


GAME 25 - TEMPLE VS. VILLANOVA**TEMPLE UNIVERSITY MEN'S BASKETBALL**
2015-16 GAME NOTES

Larry Dougherty, Sr. Associate AD/Communications, larrydoc@temple.edu | Karen Auerbach, Asso. Dir., Athletic Communications, karen@temple.edu
O: 215-204-2588 | C: 215-651-1822 | Twitter: @TUMBBHoops | Website: www.OwlSports.com

GAME INFORMATION

Date/TimeFebruary 17, 2016/7:00 p.m.
SitePhiladelphia, Pa. (Liacouras Center)
TVESPN2 (PBP, Adam Amin;
.....Color, Fran Fraschilla)
Radio1210 AM WPHT (PBP, Harry Donahue; Color, John Baum)
Live Statssidearmstats.com/temple/mbball/media
Twitter Updates@TUMBBHoops
SeriesVillanova leads, 46-43
at TempleTemple leads, 15-9
at VillanovaVillanova leads, 11-6
at the PalestraTemple leads, 17-16
at other neutral sitesTemple leads, 2-1
for games before 1927Villanova led, 9-3
First MeetingVillanova, 26-22 (1914-15)
Last Meeting#7 Villanova, 85-62 @ Villanova (12/14/14)
Last Temple Win76-61 @ Villanova (12/5/12)
Streak.....L 2

SCHEDULE/RESULTS**NOVEMBER**

Nov. 13 Svs. #1/1 North Carolina (CBS SN) L, 91-67
Nov. 19 #vs. Minnesota (ESPN2) W, 75-70
Nov. 20 #vs. #22/20 Butler (ESPN2) L, 74-69
Nov. 22 #vs. #16/16 Utah (ESPN2) L, 74-68
Nov. 29 DELAWARE (ESPN3) W, 69-50

DECEMBER

Dec. 2 FAIRLEIGH DICKINSON (ESPN3) W, 79-70
Dec. 5 at Wisconsin (CBS) L, 76-60
Dec. 9 at Penn W, 77-73
Dec. 13 SAINT JOSEPH'S (CBS SN) L, 66-65 (OT)
Dec. 19 DELAWARE STATE (ESPN3) W, 78-63
Dec. 29 *at #22/23 Cincinnati (ESPN2) W, 77-70

JANUARY

Jan. 2 *HOUSTON (ESPNNews) L, 77-50
Jan. 5 *at #23/24 UConn (CBS SN) W, 55-53
Jan. 9 *EAST CAROLINA (ESPNNews) W, 78-60
Jan. 13 *at Memphis (CBS SN) L, 67-65
Jan. 16 *CINCINNATI (ESPN2) W, 67-65 (2OT)
Jan. 20 ^vs. La Salle (Palestra) (CBS SN) W, 62-49
Jan. 24 *#8 SMU (ESPN2) W, 89-80
Jan. 27 *at East Carolina (ESPN3) L, 64-61
Jan. 31 *at USF (CBS SN) W, 70-63

FEBRUARY

Feb. 4 *TULSA (ESPN2) W, 83-79 (OT)
Feb. 6 *at UCF (ESPN2) W, 62-60
Feb. 11 *UCONN (ESPN2) W, 63-58
Feb. 14 *USF (CBS SN) W, 77-65
Feb. 17 ^#1/1 VILLANOVA (ESPN2) 7:00 p.m.
Feb. 21 *at Houston (ESPNNews) 7:00 p.m.
Feb. 23 *at Tulsa (ESPNNews) 7:00 p.m.
Feb. 27 *UCF (ESPNNews) 12:00 p.m.

MARCH

Mar. 3 *MEMPHIS (ESPN2) 7:00 p.m.
Mar. 6 *at Tulane (ESPN3) 3:00 p.m.
Mar. 10-13 at The American Tournament (Orlando, Fla.)

Home games in CAPS; \$ - Veterans Classic

- Puerto Rico Tip-Off

^ - Big 5 games; * - American Athletic Conference games

** - American Tournament (Orlando, Fla.)

All times Eastern

MATCHUP**TEMPLE**

Owls
16-8, 10-3 American, 2-1 Big 5

HEAD COACH

Fran Dunphy (La Salle '70)
Overall Record: 519-279 (27th Yr.)
at School: 209-116 (10th Yr.)
vs. Villanova: 6-15

LAST TIME OUT

W, 77-65 vs. USF
2/14/2016

LEADERS

Pts: Quenton DeCosey (16.6 ppg)
Rebs: Jaylen Bond (8.4 rpg)
Assists: Josh Brown (4.7 apg)

COMPARISON

16-8.....Overall Record.....22-3
69.4Scoring Offense75.8
67.4Scoring Defense61.0
+2.0Point Differential+14.7
.408.....FG Percentage.....460
.416.....FG Percentage Defense384
7.93PT Per Game8.3
.3373PT Percentage325
.303Opp. 3PT Percentage334
.699.....FT Percentage773
36.3Rebounds Per Game36.6
-1.8Rebound Margin+3.3
13.2Assists Per Game15.6
5.2Steals Per Game7.3
3.2Blocks Per Game3.6
9.3Turnovers Per Game11.6
+2.1Turnover Margin+2.8

#1/1 VILLANOVA

Wildcats
22-3, 12-1 Big East, 3-0 Big 5

HEAD COACH

Jay Wright (Bucknell '83)
Overall Record: 463-240 (22nd Yr.)
at School: 341-155 (15th Yr.)
vs. Temple: 10-5

LAST TIME OUT

W, 73-63 vs. St. John's
2/13/2016

LEADERS

Pts: Josh Hart (15.2 ppg)
Rebs: Daniel Ochefu (8.2 rpg)
Assists: Ryan Arcidiacono (3.9 apg)

PROJECTED STARTERS

#	Name	Pos.	Ht./Wt.	Yr.	PPG	RPG	APG	Notes
1	Josh Brown	G	6-3/185	Jr.	8.2	4.3	4.7	1st in American in mins (36.0), 4th in assists (4.7)
4	Daniel Dingle	G	6-7/235	R-Jr.	4.4	2.7	1.4	Career-high 15 pts vs. UConn, 4-of-5 3-pointers
25	Quenton DeCosey	G	6-5/205	Sr.	16.6	6.0	2.5	Game-high 23 pts vs. UConn, 7-of-7 FT's
0	Obi Enechionya	F	6-8/220	So.	9.8	3.1	0.5	Tied for team lead w/ 18 pts vs. USF
15	Jaylen Bond	F	6-8/240	Sr.	9.9	8.4	1.2	18 pts/14 rebs (tying season high) vs. USF

HEADLINES

- Temple has won eight of its last nine contests including a season-best streak of five in a row. The Owls are coming off a 77-65 win over USF on Sunday in which five players scored in double figures for the first time this season.
- Senior Jaylen Bond and sophomore Obi Enechionya led the way against USF with 18 points apiece, while Bond made it his seventh double-double of the season with 14 rebounds (tying his season high). With 8.4 rebounds per game, Bond leads the team and ranks sixth in the American Athletic Conference.
- The Owls' Feb. 14 win puts them in sole possession of first place in The American with a record of 10-3.
- Temple will play the #1 team for the 17th time in program history on Wednesday, and has a 2-14 record in those contests. The Owls already played a #1 this season, falling short against North Carolina in their season opener.
- With a win against Villanova, Temple would clinch a share of its 28th Philadelphia Big 5 title.
- On Feb. 11, Temple came back from 12 points down with less than six minutes left for a 63-58 win vs. UConn.
- The Owls completed a regular season sweep of the Huskies thanks to 23 points from senior Quenton DeCosey, and the second-half heroics of junior Daniel Dingle who scored four 3-pointers and finished with a career-high 15 points.
- When Temple edged UCF on the road on Feb. 6, 62-60, the Owls gave 10th-year head coach Fran Dunphy his 517th career victory to make him the all-time winningest coach in Philadelphia Big 5 history.
- Two of the Owls' other recent wins include an 89-80 upset of #8 and previously undefeated SMU on Jan. 24, and an 83-79 overtime thriller against Tulsa on Feb. 4.
- DeCosey is Temple's leading scorer this season with 16.6 points per game, ranking third in the conference, and has scored in double figures in 22 of 24 contests including the last 12 straight. He has scored 1,386 points to tie for 29th all-time in program history. When he scores at least 20 points, the Owls are 8-1 this season.
- With the SMU win on Jan. 24, Temple has now taken down a Top 10 team in seven of the last eight seasons.
- Senior Devin Coleman went a perfect 8-of-8 from the field including 7-of-7 from long range against SMU. He scored a career and game-high 23 points, and was named The American's Player of the Week.
- With 7.9 made three-pointers per game, Temple leads all teams in the American Athletic Conference.
- As a team, the Owls rank third in the nation in fewest turnovers per game at 9.3. They have recorded single digit turnovers in 14 of 24 games, tallying as few as five (vs. Delaware on Nov. 29 and at USF on Jan. 31).
- The Owls have three regular-season wins over Top 25 teams, the most since 1999-00. This season also marks the first since 1998 that the Owls have beaten two Top 25 opponents on the road. Temple has beaten at least one ranked opponent for nine straight seasons.
- Villanova earned its first-ever No. 1 national ranking when the Feb. 8 polls were released. The Wildcats are 22-3 overall with a 12-1 mark in the Big East.
- Five players average in double figures for Villanova, led by junior guard Josh Hart with 15.2 ppg. Senior forward Daniel Ochefu leads the team with 8.2 rpg. The Wildcats, who have outscored opponents by an average of 14.7 ppg this season, have held 14 opponents to 60 points or fewer.

PROGRAM INFORMATION

ALL-TIME RECORD

- 118th season of basketball
- **Years:** 1885 to present
- **Overall record:** 1,865-1,032
- **American record:** 27-22
- **NCAA Tournament Record:** 33-31

THE LIACOURAS CENTER

OpenedDec. 9, 1997
Season17th
Capacity:10,206
Student SectionCherry Crusade
Overall record:195-59

A-10 CHAMPIONSHIPS

Titles (9): 1985, 1987, 1988, 1990, 2000, 2001, 2008, 2009, 2010

A-10 Regular Season Championships

Titles (10): 1984, 1987, 1988, 1990, 1998, 1999, 2000, 2002, 2010, 2012

NCAA TOURNAMENT HISTORY

Appearances (31): 1944, 1956, 1958, 1964, 1967, 1970, 1972, 1979, 1984, 1985, 1986, 1987, 1988, 1990, 1991, 1992, 1993, 1994, 1995, 1996, 1997, 1998, 1999, 2000, 2001, 2008, 2009, 2010, 2011, 2012, 2013

Final Four (2): 1956 & 1958

Elite Eight (7): 1956, 1958, 1988, 1991, 1993, 1999, 2001

Sweet 16 (7): 1956, 1958, 1988, 1991, 1993, 1999, 2001

NIT TOURNAMENT HISTORY

Appearances (18): 1938, 1957, 1960, 1961, 1962, 1966, 1968, 1969, 1978, 1981, 1982, 1989, 2002, 2003, 2004, 2005, 2006, 2015

NIT Championships (2): 1938, 1969

QUICK FACTS

Founded1884
Enrollment39,000
NicknameOwls
School ColorsCherry and White
AffiliationNCAA Division I
Conference.....American Athletic
President.....Neil D. Theobald
Director of Athletics.....Dr. Patrick Kraft
Athletic Dept. Phone215-204-7447
Ticket Office Phone.....215-204-8499
University Websitetemple.edu
Assoc. AD/MBB Contact.....Larry Dougherty
E-maillarrydoc@temple.edu
Office Phone.....(215) 204-2588
Cell Phone.....(215) 651-1822
Secondary MBB Contact.....Karen Auerbach
E-mailkarena@temple.edu
Office Phone.....(215) 204-3850
Cell Phone.....(928) 606-8017
Office Fax.....(215) 204-7499
Press Row(215) 204-7445
Athletics Websiteowlsports.com

ROSTER

#	Name	Yr.	Pos.	Ht.	Wt.	Hometown	High School/Previous
0	Obi Enechionya	So.	F	6-8	220	Springfield, Va.	St. James (Md.) School
1	Josh Brown	Jr.	G	6-3	185	Newark, N.J.	St. Anthony's
3	Levan Shawn Alston, Jr.	Fr.	G	6-4	170	Philadelphia, Pa.	The Haverford School
4	Daniel Dingle	R-Jr.	G/F	6-7	235	Bronx, N.Y.	St. Raymond's
10	Mark Williams	Jr.	F	6-8	240	Cleveland, Ohio	Montrose Christian
11	Trey Lowe	Fr.	G	6-6	165	Ewing, N.J.	Ewing
15	Jaylen Bond	Sr.	F	6-8	240	Philadelphia, Pa.	Plymouth-Whitemarsh/Texas
22	Mike Robbins	Jr.	G	6-4	185	Wynnewood, Pa.	Lower Merion
23	Devontae Watson	Sr.	F/C	6-11	215	Ambridge, Pa.	Lincoln Park Charter
24	Ernest Aflakpui	Fr.	C	6-10	235	Accra, Ghana	Archbishop Carroll (Pa.)
25	Quenton DeCosey	Sr.	G	6-5	205	Union, N.J.	St. Joseph's-Metuchen
32	Ayan Nunez de Carvalho	Fr.	G	6-5	200	Parana, Argentina	Escuela Normal Superior
34	Devin Coleman	Sr.	G	6-2	205	Philadelphia, Pa.	Friends' Central/Clemson

Head Coach – Fran Dunphy (La Salle '70/10th yr.)

Assistant to the Head Coach/Player Development - Dave Duke (Villanova '74/10th yr.)

Assistant Coaches – Dwayne Killings (Hampton '03/5th yr.), Aaron McKie (Temple '94/2nd yr.), Shawn Trice (Penn '95/10th yr.)

Director of Operations – Raheem Mapp (Temple '09)

Video Coordinator - Chris Clark (Temple '08)

Athletic Trainer – Sean Cameron (Plymouth State '09)

Strength Coach – Rich Levy (Springfield College '98)

Grad. Asst. Managers - Luis Guzman, Jake Rauchbach, Andrew Radomicki, Jake Shechtman

Pronunciations: Aflakpui - ahh-FLAK-pea; Ayan Nunez de Carvalho - eye-ON NOON-yez day-car-VAL-o; Devontae - Duh-VON-tay; Enechionya - Eh-netch-E-own-ya; Levan - le-VAN

MEDIA INFORMATION

CREDENTIALS

Karen Auerbach
Office: 215-204-3850
Email: karen@temple.edu

INTERVIEWS

Larry Dougherty
Cell: 215-651-1822
Email: larrydoc@temple.edu

INTERVIEW POLICY: Temple players and/or coaches will be available for postgame interviews. After games, the Temple locker room will be open to the media following a sufficient "cool down" period. Requested players will be taken to a designated media room at home and on the road.

INTERVIEWS: Requests for coach and player interviews should be made at least a day in advance through the Temple University Athletic Communications Office, 215-204-2588.

PRACTICE SESSIONS: Daily practices are closed to the media unless prior arrangements have been made through the Temple Athletic Communications Office. Contact the Athletic Communications Office for practice times.

TEMPLE VS. VILLANOVA

- Temple and Villanova are meeting for the 90th time in a series that dates back to the 1914-15 season.
- Villanova leads the series 46-43, but Temple holds a 15-9 advantage in home games.
- The series record between Villanova and Temple is the closest of any of the Big 5 schools.
- The Owls have won three of the last six meetings, but have lost two in a row. Temple suffered a 90-74 loss at home in 2013-14 to the #9/9 Wildcats, and lost 85-62 at #7/7 Villanova on Dec. 14 of last season.
- Temple won in both 2011-12 (78-67 at home) and 2012-13 (76-61 at Villanova).
- Villanova has been ranked in the Top 25 for seven of the last 10 meetings, and was as high as #3 in both 2005 and 2009.

LAST MEETING: #7/7 VILLANOVA 85, TEMPLE 62 (DEC. 14, 2014 @ VILLANOVA)

- Impressive shooting, particularly from behind the arc, led #7/7 Villanova to an 85-62 Big 5 win over Temple. The Wildcats hit over 52 percent of their field goal attempts, including 9-of-15 from three-point range.
- Junior Quenton DeCosey hit 8-of-8 free throws on his way to a team-high 18 points to lead Temple. Senior Will Cummings added 14 points, and freshman Obi Enechionya finished with season-highs of 10 points and six rebounds.
- The Owls struggled from the field for most of the contest, particularly in the first half. The Villanova defense held Cummings and DeCosey, the Owls' leading scorers, to a combined eight field goals with many of those coming late in the game.
- The Wildcats got 20-point performances from both Josh Hart and Darrun Hilliard, and the two combined to hit 6-of-7 three-pointers.
- Temple slowed its pace on offense and the strategy seemed to be paying off in the opening minutes, but Villanova's strong shooting soon won out. The Wildcats used a 13-0 run to take their first double-digit lead near the 12 and a half minute mark, and went on to shoot 56 percent from the field.
- The Owls used an 8-2 run to cut the margin to five, 17-12 at the 11-minute mark, but it was as close as they would get for the rest of the game.
- The play of Enechionya was a highlight for Temple down the stretch of the half, as he scored seven of the Owls' final 14 points and was strong on the boards as well. He finished the half with 10 points and six rebounds, both of which surpassed his previous season highs.
- Villanova's strong shooting included hitting 4-of-8 from long range in the first half, while the Owls hit 2-of-6 but shot just 28 percent from the field overall. Free throws helped keep them in the game, as they hit 10-of-12. The Wildcats closed on a 5-1 run and scored just before the break to take a 39-27 lead into halftime.
- With a 7-4 opening run in the second half, the Owls were able to narrow Villanova's lead to 10, but Temple would come no closer. The Wildcats took their first 20-point lead just past the 10-minute mark. That was followed by a 9-0 run for the Owls to make up some ground, but the deficit was already too great.

IN ELITE COMPANY

1,865 TEMPLE VICTORIES RANKS 5TH ALL-TIME

Temple's 75-57 victory over Bowling Green on Dec. 31, 2012 put the Owls in elite company. They joined Kentucky, North Carolina, Kansas, Duke and Syracuse with 1,800 wins. Temple Basketball owns a 116-year won-loss record of 1,865-1,032. The Owls' history also includes:

- 49 postseason appearances (31 NCAA's, 18 NIT's)
- 2 Final Four appearances (1956 and 1958) under Harry "The Chief" Litwack
- 5 regional finals in the last 27 years under John Chaney (1988, 1991, 1993, 1999 and 2001)
- 2 NIT Championships (1938 and 1969)
- 2 Naismith Basketball Association Hall of Fame Coaches in Litwack and Chaney.

TOP 10 DIVISION I SCHOOLS IN TOTAL VICTORIES*

Kentucky	2,197
Kansas	2,174
North Carolina	2,161
Duke	2,081
TEMPLE	1,865
Syracuse	1,830
UCLA	1,817
Notre Dame	1,813
St. John's	1,802
Indiana	1,776

*as of February 15, 2016

ASSOCIATED PRESS POLL

1 Villanova (32)	20-3	1,566
2 Maryland (13)	21-3	1,499
3 Oklahoma (7)	19-3	1,472
4 Iowa (11)	19-4	1,471
5 Xavier	21-2	1,382
6 Kansas (1)	19-4	1,311
7 Virginia (1)	19-4	1,223
8 Michigan State	20-4	1,144
9 North Carolina	19-4	1,136
10 West Virginia	19-4	1,082
11 Oregon	20-4	905
12 Miami (FL)	18-4	826
13 Louisville	19-4	819
14 Iowa State	17-6	781
15 Texas A&M	18-5	663
16 SMU	20-2	593
17 Arizona	19-5	497
18 Purdue	19-5	456
19 Dayton	19-3	413
20 Providence	18-6	349
21 Baylor	17-6	333
22 Kentucky	17-6	228
23 USC	18-5	225
24 Texas	16-7	199
25 Wichita St	17-6	132

Receiving Votes: South Carolina 128, Indiana 91, Notre Dame 75, San Diego State 22, Duke 14, Seton Hall 14, Gonzaga 10, LSU 10, VCU 10, Valparaiso 9, Stony Brook 8, Saint Mary's 6, Saint Joseph's 5, UNC Wilmington 4, Hawaii 3, Chattanooga 2, Connecticut 2, George Washington 2, Michigan 1, Monmouth 1

2015-16 opponents in **Bold** (February 8)

USA TODAY/ESPN COACHES POLL

1 Villanova (11)	20-3	753
2 Maryland (11)	21-3	749
3 Oklahoma (3)	19-3	708
4 Xavier	21-2	683
5 Iowa (3)	19-4	674
6 Kansas (2)	19-4	670
7 Virginia	19-4	616
8 North Carolina (1)	19-4	599
9 Michigan State (1)	20-4	567
10 West Virginia	19-4	490
11 Miami (FL)	18-4	433
12 Oregon	20-4	423
13 Texas A&M	18-5	387
14 Arizona	19-5	310
15 Iowa State	17-6	307
16 Purdue	19-5	292
17 Dayton	19-3	236
17 Providence	18-6	236
19 Baylor	17-6	221
20 South Carolina	20-3	185
21 Kentucky	17-6	178
22 Indiana	19-5	119
23 USC	18-5	105
24 Wichita St	17-6	91
25 Texas	16-7	69

Receiving Votes: Notre Dame 63, Gonzaga 53, Duke 40, Saint Mary's 28, Pittsburgh 25, Seton Hall 21, Valparaiso 14, Louisville 12, Monmouth 12, Utah 12, VCU 8, LSU 5, Saint Joseph's 2, Stony Brook 1, California 1, Clemson 1, Arkansas-Little Rock 1

2015-16 opponents in **Bold** (February 8)

TEMPLE MEN'S BASKETBALL

LAST TIME OUT: TEMPLE 77, USF 65 (FEB. 14, 2016)

- With a 77-65 win over USF, Temple won its fifth straight game and took over sole possession of first place in the American Athletic Conference with a record of 10-3.
- The Owls had five players reach double figures in scoring for the first time this season, led by senior Jaylen Bond and sophomore Obi Enechionya with 18 points apiece.
- Bond made it his seventh double-double of the season, tying his season-high and leading all players with 14 rebounds. Senior Quenton DeCosey added six assists to 12 points, and junior Josh Brown came just one assist shy of a double-double with 11 points and nine assists to tie his season high.
- Rounding out Temple's double-figure scorers was senior Devin Coleman with 10 points. Jahmal McMurray led all players in the game with 24 points for USF.
- The game was rarely in doubt, save for a short stretch early in the second half. Temple started strong and led by double digits for the most of the first half, but allowed USF within four early in the second. An 11-0 run widened the gap back to 15 just past the midway point of the second half, and the Owls stayed well ahead the rest of the way.
- The Owls got off to an extremely hot start in the first half, hitting 14 of their first 18 shots from the field including five of their first seven attempts from long range. DeCosey scored eight of the Owls' first 10 points, while Enechionya scored 13 points in less than 11 minutes to start the game. The Owls built their lead to as many as 15 points on two occasions, the second at 34-19 with 7:30 remaining.
- After shooting at an 80 percent clip or better for the first 13 minutes, Temple's pace slowed. UCF closed the half with 12 points to the Owls' six, including a half court shot by Jahmal McMurray at the buzzer, cutting Temple's lead to 40-31 at the break.
- USF began to hit from long range early in the second half, and hit a pair of three-pointers in an 11-3 run that made it a four-point game, 51-47 at 14:17.
- After the Bulls got back within four on their next possession, Temple rattled off an 11-0 run with six different scorers to match its largest lead of 15, 64-49 with 9:10 remaining. USF scored the next six points to come back within nine, but would get no closer.
- Temple's largest lead in the game was 16 points, 77-61 on a Coleman three-pointer with 2:04 remaining.

All-Time Winningest Coach in Big 5 History

With Temple's win at UCF on Feb. 6, head coach Fran Dunphy surpassed former Owl coach John Chaney to become the all-time winningest coach in Philadelphia Big 5 history. Dunphy, who became the fifth coach to win 200 games at two schools while taking each to six NCAA Tournaments, is the one of eight coaches to have won 200 or more games at a Big 5 school since the city league was formed in 1955. Below is the list of 200-win coaches in city-series history.

Fran Dunphy (Penn/Temple)	519-278 (1989-present)
John Chaney (Temple)	516-253 (1982-06)
Phil Martelli (Saint Joseph's)	396-269 (1995-present)
Rollie Massimino (Villanova)	357-242 (1973-92)
Jay Wright (Villanova)	341-155 (2001-present)
Jack Kraft (Villanova)	242-96 (1961-73)
Speedy Morris (La Salle)	238-203 (1987-01)
Jack Ramsay (Saint Joseph's)	234-72 (1955-66)

One Man Band

Senior Quenton DeCosey is the only Temple men's basketball player averaging in double figures in scoring this season. The 6-5 guard ranks third in the conference in scoring at 16.6 ppg, and has scored in double figures in 22 of 24 games. Since 1952-53, only the 1995-96 Temple Owls ended a season with just one double-figure scorer. Marc Jackson led that squad, which posted a 20-13 record while advancing to the second round of the NCAA Tournament, in both scoring (15.7 ppg) and rebounding (9.0 rpg). Johnny Miller was the team's second-leading scorer (9.9 ppg). The 2015-16 Owls have something else in common with that team. Both squads have a Levan Alston on their roster as Levan Alston, Sr. averaged 8.5 ppg as a senior in 1995-96 while his son, Levan Shawn Alston Jr. (2.6 ppg), is a reserve on this year's squad.

Sold Out

Temple's game against top-ranked Villanova is officially sold out to the general public. Student tickets are still available the night of the contest on a first-come, first-serve basis. Doors open for students starting at 5:30 p.m. This marks the third straight meeting at the Liacouras Center between the Philadelphia Big 5 rivals that has sold out.

Giant Killers

Temple's 89-80 upset of #8 SMU on Jan. 24 was the program's seventh win over a Top-10 team in the last eight seasons. The Owls achieved the feat for five straight years from 2018-09 to 2012-13, and began a new streak in 2014-15 with a 77-52 defeat of #10/10 Kansas on Dec. 22.

On Dec. 13, 2008, Dionte Christmas scored 35 points to lead the Owls to an 88-72 win over #8/8 Tennessee. On Dec. 13, 2009, Juan Fernandez delivered a career-high 33 points in a 75-65 win over #3/3 Villanova. On Dec. 9, 2010, Ramone Moore exploded for a career-high 30 points in a 68-65 win over #9/10 Georgetown. On Jan. 4, 2012, it was Khalif Wyatt with 22 points to propel the Owls to a 78-73 win over #3/5 Duke. He did it again with a career-high 33 points in an 83-79 win over #3/3 Syracuse on Dec. 12, 2012.

After a season without a Top 10 win, Temple made 18 of its final 23 shots for a dominant win against #10/10 Kansas at the Wells Fargo Center in 2014-15. Senior Devin Coleman sparked the recent upset vs. #8 SMU, hitting 8-of-8 field goals including 7-of-7 from long range for a career and game-high 23 points.

In addition to beating a Top 10 team in seven of eight seasons, the Owls have beaten at least one Top 25 team for nine straight seasons. Their three victories over ranked opponents this year are the most in the regular season since 1999-00.

Big 5 History

The Owls earned a share of their 27th Big 5 title in 2012-13, with that total (21 shared, six outright) leading the Big 5. Temple's 134-93 record in city series games ranks second, and the Owls have won four Big 5 titles in head coach Fran Dunphy's nine seasons. Temple finished 2-2 in Big 5 play last season with wins over Penn and La Salle, a narrow, 58-56 loss to Saint Joseph's and finally a loss to #7/7 Villanova. The Wildcats earned the Big 5 title in 2014-15 with a perfect 4-0 record. With a 2-1 Big 5 record so far in 2015-16, Temple can earn a share of the title with a win over Villanova on Feb. 17. Villanova leads Temple just 46-43 all-time, which is the closest series record between any of the Big 5 schools.

2015-16 TEMPLE TEAM HIGHS

Biggest Temple Lead

23 points66-43 vs. FDU (12/2)

Biggest Temple Deficit

30 points.....76-46 vs. Houston (1/2)

Biggest Temple Halftime Lead

12 points.....37-25 vs. Delaware (11/29)

Biggest Temple Halftime Deficit

19 points40-21 vs. Houston (1/2)

Best Temple 1st Half FG%

57.1 (16-28)at Cincinnati (12/29)

Worst Temple 1st Half FG%

29.4 (10-34)vs. Saint Joseph's (12/13)

Best Temple 2nd Half FG%

58.6 (17-29)vs. East Carolina (1/9)

Worst Temple 2nd Half FG%

34.2 (13-38).....vs. Butler (11/20)

Best Temple FG%

50.0 (26-52)4x, last vs. La Salle (1/20)

Worst Temple FG%

33.3 (23-69)vs. Saint Joseph's (12/13)

Most Points Scored by Temple in First Half

44vs. SMU (1/24)

Least Points Scored by Temple in First Half

21vs. Houston (1/2)

Most Points by Opponent in First Half

47vs. North Carolina (11/13)

Least Points by Opponent in First Half

24vs. Cincinnati (1/16)

Most Points by Temple in Second Half

452x, last vs. SMU (1/24)

Least Points by Temple in Second Half

25at UConn (1/5)

Most Points by Opponent in Second Half

46vs. SMU (1/24)

Least Points by Opponent in Second Half

22vs. East Carolina (1/9)

Most Rebounds by Temple

48vs. Delaware State (12/19)

Most Blocks by Temple

8at Memphis (1/13)

Most Steals by Temple

103x, last vs. USF (2/14)

Most 3-Pointers Made by Temple

14vs. SMU (1/24)

Most Assists by Temple

21vs. USF (2/14)

Fewest Turnovers by Temple

52x, last at USF (1/31)

Most Turnovers by Temple

14vs. FDU (12/2)

Best Free-Throw Percentage by Temple

89.3 (25-28)vs. FDU (12/2)

TEMPLE MEN'S BASKETBALL

Home Sweet Home

The Liacouras Center has proven to be a tremendous home court advantage. Since the arena opened its doors in 1997, the Owls have posted a 195-59 (.768) all-time record, and set the record for wins in a single season with 16 in 2014-15. That marked the seventh 10-win season in the last eight campaigns for the Owls at home and Temple is 101-23 (.815) at home since the start of the 2007-08 campaign. To the right is a list of 10-win seasons in the building (**bold under Dunphy**).

2014-15	16-2 (.889)
2010-11	14-0 (1.000)
2012-13	14-3 (.824)
1999-00	13-0 (1.000)
2009-10	13-1 (.928)
2008-09	11-2 (.846)
1998-99	11-1 (.916)
2011-12	10-1 (.909)
2005-06	10-2 (.833)
2007-08	10-3 (.769)

Sixth Man

Senior guard Devin Coleman has given the Owls new life in coming off the bench over the last 12 games. Coleman started in the first 12 games of the season, a 6-6 stretch for Temple, averaging 8.6 ppg and shooting 31.5 percent from long range (17-of-54).

Since coming off the bench for 12 games starting with the Owls' win at UConn on Jan. 5, Coleman is the team's second-leading scorer with 10.8 ppg, and has hit 32-of-70 three-pointers (45.7 percent). Temple's record in that span is 10-2.

Coleman Comparison

In games started (12)

8.6 ppg, 30.9 percent from the field, 31.5 percent from long range (17-of-54), team record 6-6.

In games off the bench (12)

10.8 ppg, 42.5 percent from the field, 45.7 percent from long range (32-of-70), team record 10-2.

Loaded Schedule

Temple faced Top 25 teams in three of its first four games for the first time in program history. Twice before, in 1990-91 and 1993-94, the Owls faced ranked teams in three of their first five games. The Owls now have three regular-season wins over Top 25 teams, the most since 1999-00. On Dec. 29, Temple won 77-70 at #22/23 Cincinnati, and on Jan. 5 the Owls edged out #23/24 UConn, 55-53. Temple got its first home win of the season over a ranked team when the Owls beat #8 SMU 89-80 on Jan. 24.

Three of Temple's eight losses have come to teams that were ranked in the Top 25 at the time of the game (#1/1 North Carolina, #22/20 Butler and #16/16 Utah) with another coming on the road against 2015 NCAA finalist Wisconsin. The combined won-loss record of all seven teams the Owls have lost to is 135-65 (.675).

Current Records of Opponents to Defeat Temple in 2015-16 (as of Feb. 15)

North Carolina, 21-4

Saint Joseph's, 21-4

Utah, 19-7

Houston, 18-7

Butler, 17-8

Wisconsin, 16-9

Memphis, 14-11

East Carolina, 10-15

DeCosey Hits 1,000

Temple senior guard Quenton DeCosey has scored 998 points heading into the Puerto Rico Tip-Off, and a three-pointer early in the Owls' opening-game win vs. Minnesota made him the 51st player in program history to reach the 1,000-point plateau. DeCosey, who was honored for his milestone prior to the FDU game on Dec. 2, led Temple with 22 points that night and has now scored 1,386 career points (tied for 29th all-time).

Temple vs. #1

Wednesday will be the 17th time Temple has faced the #1 team in the Associated Press poll. The Owls are 2-14 in the previous 16 encounters. The program's first win over a top-ranked foe came against Kansas, 74-66 in overtime at the Jimmy V. Classic held in The Meadowlands on Dec. 22, 1995. The other win was at Cincinnati, 77-69, on Feb. 20, 2000.

DATE	OPPONENT	RESULT	TU
Feb. 23, 2011	at Duke	61-78 (L)	#24
Jan. 2, 2010	Kansas	52-84 (L)	#18
Feb. 25, 2006	Duke*	66-74 (L)	NR
Dec. 5, 2001	at Duke	57-82 (L)	NR
Dec. 2, 2000	Duke*	68-93 (L)	NR
Nov. 24, 2000	vs. Duke\$	61-63 (L)	#17
Feb. 20, 2000	at Cincinnati	77-69 (W)	#15
Mar. 21 1999	vs. Duke*	64-85 (L)	NR
Feb. 11 1996	at Massachusetts	55-84 (L)	NR
Feb. 1, 1996	Massachusetts	35-59 (L)	NR
Dec. 22, 1995	vs. Kansas#	74-66 (OT) (W)	NR
Jan 21, 1994	at Massachusetts	58-59 (L)	#11
Dec. 2, 1989	at Syracuse	56-73 (L)	#23
Mar 16, 1985	vs. Georgetown*	46-63 (L)	NR
Mar 17, 1984	vs. North Carolina*	66-77 (L)	#20
Jan 1, 1955	Kentucky	69-101 (L)	#17

% Wells Fargo Center (was First Union Center in 2000); \$Madison Square Garden; #-Jimmy V. Classic, East Rutherford, NJ; *- NCAA Tournament game

Ranked Record

This will be the 13th meeting in the series that Temple plays a ranked Villanova team. The Owls are 5-7 in previous meetings with a ranked Wildcat squad. The Owls have won one of three such meetings at the Liacouras Center, a 75-65 upset of #3 Villanova on Dec. 13, 2009.

Temple Defeats Tulsa in a Thriller

Down 12 points in the second half and never leading for a single moment of the entire period, Temple forced overtime and earned an 83-79 win against visiting Tulsa on Feb. 4. Senior Quenton DeCosey scored a team-high 21 points, all in the second half and overtime, and had the assist on a Devin Coleman three-pointer with two seconds remaining in regulation to force the extra period.

TEMPLE MEN'S BASKETBALL

Mascot Double Trouble: Hooter and Stella

Temple Athletics has both a traditional and a live mascot cheering on its teams, as Hooter the Owl and Stella can both often be found on the sidelines. To honor Temple's beginning as a night school for ambitious young people, the nocturnal owl was adopted as its mascot. The owl represents wisdom and knowledge and is known for being perceptive, resourceful and courageous. Hooter the Owl is a part of Temple's Spirit Squad, making appearances games, alumni events and more. Each February, mascots from all over the city of Philadelphia come to Temple to celebrate Hooter's birthday at a home basketball game, which will take place this season on Saturday, Feb. 27 against UCF.



Stella, a great horned owl, began her career as Temple's live mascot in 2013. Though she's small—just 2 feet tall and only 3 pounds—Stella is a mighty predator, with an impressive 60-inch wingspan and talons capable of crushing prey with 28 pounds of force per square inch. She currently resides in the Elmwood Park Zoo in Norristown, Pa., where she also is a wildlife conservation teacher. Stella originally hails from Washington state. Her favorite foods include rodents, rabbits and snakes.

Perfect Game

Perfection is a rarity in basketball or in any sport, but senior guard Devin Coleman couldn't miss in a recent big win for the Owls. Hitting 8-of-8 from the field including 7-of-7 from beyond the arc, Coleman scored a career and game-high 23 points in leading Temple to an 89-80 upset of #8 SMU on Jan. 24.

Coleman's performance from long range tied the school record for three-point percentage in a game, matching Pepe Sanchez's 100% (7-7) game against Rhode Island on February 16, 1997.

In the Owls' five biggest conference games so far (SMU, two against UConn, two against Cincinnati), Coleman is a combined 21-of-34 (.618) from three-point range.

Assistance From Brown

Junior point guard Josh Brown has reset his career high in assists twice this season before tying it a third time. In the Owls' win at Penn on Dec. 9, he dished a career-high nine assists while recording just a single turnover. He matched his nine assists in a win vs. USF on Feb. 14. Brown currently ranks fourth in The American in assists per game (4.7) and is ranked first in assist/turnover ratio (3.3).

Double-Digit Debut

With his 12 points against #1/1 North Carolina, Levan Shawn Alston, Jr., became the first true freshman to score in double figures in his Temple debut since Mark Tyndale tallied 19 points in an 80-78 home loss to Auburn on Nov. 19, 2004. Redshirt freshman Ramone Moore also scored in double figures with 11 points in 20 minutes in a 79-65 win over East Tennessee State at Charleston Classic on Nov. 14, 2008. Alston's father, Levan Alston, scored six points in 34 minutes off the bench in his first game as an Owl, a 65-54 win over USC at the Martin Luther King Classic in Memphis on November 27, 1994. A transfer from New Orleans, Alston was a junior at the time.

500th Win for Dunphy

Temple head coach Fran Dunphy became the 24th active Division I men's basketball head coach to reach the 500-win mark with the Owls' 80-75 win over Memphis on March 13, 2015. He joined Hall of Fame Owl legend John Chaney as the only two coaches in Philadelphia Big 5 history to record 500 wins. Chaney compiled 516 in his 24 years patrolling the Temple sidelines (1982-2006).

Starting Lineup Remix

After the first two games of the season, head coach Fran Dunphy used the same starting lineup for 10 games in a row. That group included sophomore Obi Enechionya (out for season opener due to injury), junior Josh Brown, senior Jaylen Bond, senior Devin Coleman and senior Quenton DeCosey. Dunphy then mixed up his lineup for five straight games, replacing Coleman and Enechionya with a combination of freshmen Ernest Aflakpui, Levan Shawn Alston, Jr. and Trey Lowe, redshirt junior Daniel Dingle and junior Mark Williams. Aflakpui started in six straight games, the most of anyone outside the five who started in 10 straight. The Owls went 5-1 while switching up the lineup each game. They then kept the same lineup three games, going 2-1 including a win over #8 SMU. The starters switched yet again for the Tulsa game on Feb. 4, a lineup that has now been used in four straight games, all of them wins for the Owls.

The Battle of Broadcasters

While Temple was playing at USF, there was an historic event going on simultaneously on the University's main campus. "The Battle of Broadcasters," a contest to pick two Chinese students to be Mandarin-language broadcasters for Owls' men's basketball games, came to a conclusion. The idea originated from Temple President Neil Theobald in an effort to engage the University's nearly 1,300 Chinese students. The contest involved the five finalists each getting a shot at providing play-by-play and analysis of the Temple-USF game in Mandarin. The winners, listed below, did their first audio broadcast in Mandarin for the Tulsa game on Feb. 4, and will continue to do broadcasts and highlight videos for future Temple games.

Meet the Battle of the Broadcasters winners:

James Yuan, Fox School of Business '19, went to high school in California and Connecticut. Played varsity basketball in high school—was only Chinese player in league. Lived with high-school coach who taught him ins-and-outs of NCAA sports. Emcees Chinese Student Scholars Association events. Wanted to win the contest to help other Chinese students understand sport's rules.

Javi Yuan, School of Media and Communication '19, Wants to be a sportscaster—calls it his dream. Provides commentary on Chinese game-streaming website; has 2,000 followers. Played high-school basketball.

Alums Return to Fran Dunphy's Staff

Two Temple alums joined head coach Fran Dunphy's staff in the offseason, while a third was promoted within the staff. Chris Clark ('08), who helped lead the Owls to the first of six straight NCAA Tournaments under Dunphy, now serves as video coordinator for the team. Luis Guzman ('10), who played a significant role in three Atlantic 10 Champion teams and made four NCAA Tournament appearances with the Owls, joined the program as a graduate manager. Former basketball manager Raheem Mapp ('09), who has worked with the team in various capacities since 2006, was promoted to director of basketball operations after serving five years as the administrative/video coordinator for the team.

Autism Awareness

Temple's coaching staff will be wearing blue puzzle piece lapel pins at Wednesday's Villanova game and Sunday's game at Houston to celebrate the NCAA's 3rd Annual Coaches Powering Forward for Autism to benefit Autism Speaks.

Temple vs. the Polls

For the first time since the 1997-98 season, Temple has won two road games against opponents ranked in the Top 25. Last season, the Owls faced Top 25 teams just four times. This season, they have already faced six ranked opponents and will face at least one more when they play #1/1 Villanova at home on Feb. 17.

Saving Best for Last

Senior Devin Coleman has scored 232 points so far this season. That total surpasses his 207 points combined over the previous three seasons (two at Clemson). A candidate for The American's Sixth Man of the Year, he leads the Owls with 49 three-pointers and is fourth in scoring at 9.7 ppg.

Handle With Care

Temple has proven adept at handling the ball in each of the last two seasons, ranking in the top 10 nationally in fewest turnovers. This year Temple is leading the nation in fewest turnovers overall at 222, and is also third in the nation with just 9.3 turnovers per game. Last season the Owls led the league and ranked eighth among all Division I teams at the end of the season with 9.5 turnovers per game. Temple led the nation in fewest turnovers 11 times under Hall of Fame head coach John Chaney. (n.b. - NCAA records only date back to the 1993 season).

In Elite Company

With Temple's seventh win of the season at #23/24 UConn on Jan. 5, head coach Fran Dunphy joined Roy Williams, Eddie Sutton, Lou Henson and Rick Pitino as the only coaches in NCAA Division I history to win 200 games at two different schools while also reaching the NCAA Tournament six times with each program.

Winning Percentage

When Temple has shot 40 percent from the field or better in games so far this season, the Owls are a perfect 11-0. Six of those performances have come in Temple's last eight games, including a 46.6 field goal percentage in the win over #8 SMU. When the Owls shoot less than 40 percent from the field, they are 5-8 so far.

Devin Coleman Named American Player of the Week

After his career and record-setting performance in leading Temple to an 89-80 upset of previously undefeated and eighth-ranked SMU, senior guard Devin Coleman was named the American Athletic Conference Player of the Week on Jan. 25. The honor is the first-ever for Coleman, who was named to the conference's weekly honor roll earlier this season.

In the SMU win, Coleman shot a perfect 8-of-8 including 7-of-7 from beyond the arc, finishing with a career and game-high 23 points. His three-point shooting effort tied the school record for 3-point percentage in a game set by Pepe Sanchez on Feb. 16, 1997. In the Owls' other game of the week, a 62-49 win at La Salle, Coleman scored six points and tied his season high with six rebounds.

RECORDS WATCH

CAREER RECORDS

Points

Name (Years)	G	AVG	PTS
1. Mark Macon (1987-91)	126	20.7	2,609
2. Lynn Greer (1997-02)	137	15.3	2,099
3. David Hawkins (2000-04)	127	16.4	2,077
4. Dionte Christmas (2005-09)	130	15.7	2,043
5. Mardy Collins (2002-06)	125	15.4	1,919
6. Terence Stansbury (1980-84)	115	15.7	1,811
7. Guy Rodgers (1955-58)	90	19.6	1,767
6. Mark Tyndale (2005-08)	120	14.4	1,729
9. Nate Blackwell (1983-87)	129	13.2	1,708
10. Granger Hall (1980-85)	115	14.4	1,652
11. Aaron McKie (1991-94)	92	17.9	1,650
Mike Vreeswyk (1985-89)	119	13.9	1,650
13. Khalif Wyatt (2009-13)	109	14.5	1,576
14. John Baum (1966-69)	86	17.9	1,544
15. Bill Mlkvy (1949-52)	73	21.1	1,539
16. Marty Stahurski (1974-78)	109	13.8	1,499
17. Rick Brunson (1991-95)	124	12.4	1,493
18. Hal Lear (1953-56)	79	19.0	1,472
19. Mik Kilgore (1988-92)	124	11.4	1,471
20. Eddie Jones (1991-94)	92	16.0	1,470
21. Bill Kennedy (1957-60)	81	18.1	1,468
22. Howard Evans (1984-88)	132	11.1	1,459
23. Quincy Wadley (1997-01)	128	11.3	1,452
24. Bruce Drysdale (1959-62)	81	17.8	1,444
25. Lavoy Allen (2007-11)	135	10.5	1,421

t29. Quenton DeCosey (2012-pres.)...120 11.5 1,386

Three-Point FG

Name (Years)	3PT
1. Dionte Christmas (2005-09)	319
2. Lynn Greer (1997-02)	305
3. Mike Vreeswyk (1985-89)	271
4. Quincy Wadley (1997-01)	258
5. Mark Macon (1987-91)	246
6. David Hawkins (2000-04)	223
7. Juan Fernandez (2008-12)	207
8. Rick Brunson (1991-95)	191
9. Alex Wesby (1999-03)	190
10. Rasheed Brokenborough (1996-99)	183
Quenton DeCosey (2012-present)	157

Three-Point FG Pct.

Name (Years)	3PTFG	ATT	PCT
1. Nate Blackwell (1983-87)	106	262	.405
2. Juan Fernandez (2008-12)	207	515	.402
3. Lynn Greer (1997-02)	305	766	.398
4. Howard Evans (1984-88)	107	269	.398
5. Mike Vreeswyk (1985-89)	271	692	.392
6. Mark Macon (1987-91)	246	657	.374
7. Aaron McKie (1991-94)	178	486	.366
8. Brian Polk (2001-03)	136	375	.363
9. Vic Carstarphen (1990-93)	151	418	.361
10. Dionte Christmas (2005-09)	212	582	.360
Quenton DeCosey (2012-present)	157	437	.359

SEASON RECORDS

Free Throws

Name (Year)	FT
1. Khalif Wyatt (2012-13)	204
2. Will Cummings (2014-15)	189
Hal Lear (1955-56)	189
4. Bill Kennedy (1958-59)	184
5. David Hawkins (2003-04)	177
6. Bill Kennedy (1959-60)	176
7. Lynn Greer (2001-02)	172
Terence Stansbury (1982-83)	168
9. Lynn Greer (2000-01)	164
10. Granger Hall (1983-84)	162
Quenton DeCosey (2015-16)	109

Three-Point FG Pct.

Name (Years)	FG	ATT	PCT
1. Lynn Greer (1997-98)	50	106	.472
2. Howard Evans (1987-88)	56	119	.471
3. Juan Fernandez (2009-10)	73	161	.453
4. Juan Fernandez (2011-12)	66	153	.431
5. Jake O'Brien (2012-13)	58	135	.430
6. Mark Macon (1987-88)	65	154	.422
7. Khalif Wyatt (2010-11)	48	114	.421
8. Nate Blackwell (1986-87)	81	193	.420
9. Mark Macon (1990-91)	77	184	.419
10. Chris Clark (2007-08)	57	137	.416
Quenton DeCosey (2015-16)	40	97	.412

Minimum 45 made

TEMPLE MEN'S BASKETBALL

1987-88 Team to be Inducted into Big 5 Hall of Fame

The 1987-88 Temple men's basketball team that finished as the AP's #1 ranked team and advanced to the NCAA Elite 8 with a 32-2 overall record, will be one of five teams inducted into the Philadelphia Big 5 Hall of Fame on April 11, 2016 at the league's annual awards banquet.

This marks the first time the Big 5 has inducted teams into its prestigious Hall of Fame. The other teams are: the 1968-69 La Salle Explorers (23-1, #2 national ranking); the 1970-71 Penn Quakers (28-1, #3 national ranking); 2003-04 Saint Joseph's Hawks (30-2, #1 national ranking) and 1984-85 Villanova Wildcats (25-10, NCAA Champions).

John Chaney earned his second straight USBWA National Coach of the Year award following the season while freshman guard Mark Macon was named to the AP All-America Second Team. Macon was joined on the all-Atlantic 10 First Team by his backcourt mate, senior Howard Evans, and fellow senior forward Tim Perry, who earned A10 Player of the Year accolades. Junior forward Mike Vreeswyk earned second team all-conference honors.

1991 Elite Eight Team Honored on Feb. 14

On Valentine's Day, Temple celebrated by bestowing love on its 1991 men's basketball Elite Eight team. At the Owls' Feb. 14th game against USF, Temple honored the players, coaches and managers on the 25th Anniversary year of this special team.

Hall of Fame coach John Chaney's 1990-91 Owls, led by the program's all-time leading scorer in senior guard Mark Macon (2,609 points) entered the NCAA Tournament as the 10th-seed in the East Region. They opened the tournament, held at College Park, Md., by knocking off 7th-seed Purdue, 80-63, with Mik Kilgore scoring a game-high 25 points. Macon led the way in the second round with 20 points while Kilgore added 18 in a 77-64 decision over #15-seed Richmond, who had upset #2-seed Syracuse in its first round game.

Macon treated the crowd at the Meadowlands to a show in a 72-63 overtime win against #3-seed Oklahoma State, scoring 26 points to lift the Owls to their second of five Elite Eight appearances under Chaney. Mark Strickland rejected eight Cowboy shots to tie former Owl Tim Perry for third on the NCAA Tournament single-game blocked shots list.

Despite one of the best performances in Macon's brilliant career, a 31-point, 9-rebound effort, Temple fell to #1-seed North Carolina, 75-72. It was the closest the Owls would come to the Final Four under their legendary coach.

Macon, who led the team with a 22.0 scoring average, was named the Most Outstanding Performer of the East Region for his efforts while Kilgore (14.6 ppg) earned a spot on the all-Region team. Donald Hodge (11.6 ppg) and Vic Carstarphen (10.4 ppg) also averaged double figures while Strickland (7.7 ppg) rounded out the starting five.

Cincinnati Season Sweep

Just six games into its American Athletic Conference schedule, Temple completed a regular season sweep of Cincinnati, a team that was ranked in the Top 25 in the first meeting. The Owls won 77-70 at #22/23 Cincinnati in the conference opener on Dec. 29, and earned a 67-65 double overtime win at home against the Bearcats on Jan. 16. Temple's seven shots from long range made the difference in the game. Cincinnati came in as the conference's leader in three-pointers made per game at 7.9, and ranked third with a .366 three-point field-goal percentage. The Owls held them to just a single trey, as the Bearcats finished at 1-of-18 (5.6 percent). Cincinnati has appeared in five straight NCAA Tournaments, advancing to the third round in 2015.

Alums Will Cummings and Micheal Eric Selected to NBA D-League All-Star Game

Temple alums Will Cummings and Micheal Eric are among the 24 players selected to play in the 2016 NBA D-League All-Star Game presented by Kumho Tire. The two former Owl standouts represented the East squad in the 10th annual game at Toronto's Ricoh Coliseum on Saturday, Feb. 13.

Cummings, who is a rookie with the Rio Grande Valley Vipers, has had an incredible start to his professional career. The 2015 First Team All-American Conference honoree ranks seventh in the league in scoring (20.1 ppg), fourth in steals (2.0 spg), seventh in minutes played (37.7 mpg) and 14th in assists (5.3 apg).


Eric, who played at Temple from 2008-12, is in his second full season in the D-League, earning All-Rookie Second Team honors while playing for the Canton Charge in 2012-13. Now with the Texas Legends, he is averaging 12.4 points per game and ranks third in the league in blocks (2.0 bpg) and seventh in rebounding (8.7 rpg). His season high of 22 points came on January 2 while playing against Cummings' Rio Grande Valley squad.

Bond Doubling Up

Senior forward Jaylen Bond notched five double-doubles for Temple last season, and has surpassed that total with seven in the first 23 games of 2015-16. Bond put up back-to-back double-doubles earlier in the season, scoring 12 points and grabbing 10 rebounds at both Wisconsin and Penn. In the Owls' win at #23/24 UConn on Jan. 5, he added a game-high 10 rebounds to 11 points and hit 5-of-7 from the field. Bond notched his fifth double-double at Memphis on Jan. 13, adding a season-high 14 rebounds to 14 points, and got double-double number six in a win vs. Tulsa on Feb. 4 with 13 points and a game-high 13 rebounds. On Feb. 14, Bond made it seven double-doubles with 18 points and 14 rebounds (tying his season high) in a win vs. USF.

Three's For Hunger

Temple Men's Basketball, Learfield Sports' Temple Sports Properties and The Fresh Grocer of Progress Plaza are working together to give back to Philabundance, Philadelphia's largest food bank. For every three-point basket made during the 2015-16 men's basketball season, The Fresh Grocer of Progress Plaza will donate one case of non-perishable food and goods to Philabundance.



10TH SEASON • LA SALLE '70 519-279 Overall • 209-116 at Temple

One of 25 active NCAA Division I coaches with 500 victories, Fran Dunphy is in his 10th season at the helm of the Temple men's basketball program. One of the all-time winningest coaches in Philadelphia Big 5 history, Dunphy is also just the fifth coach to win 200 games at two different Division I programs while also taking both schools to six or more NCAA Tournaments. He has joined Lou Henson (New Mexico, Illinois), Rick Pitino (Kentucky, Louisville), Eddie Sutton (Arkansas, Oklahoma State) and Roy Williams (Kansas, North Carolina) in this elite club.

A part of Big 5 Basketball for the last six decades, Dunphy starred at La Salle as a player (1967-70) and served on the Explorer staff as an assistant coach before embarking on a 17-year stint as the head coach of the Penn Quakers (1989-06). He became the first person to serve as the head men's basketball coach at two Philadelphia Big 5 institutions when he took over the reins of the Temple program from Hall of Fame coach John Chaney on April 10, 2006.

All he has done at Temple is win. He ranks fourth on the school's all-time coaching win list with a 209-116 record while guiding the Owls to six NCAA Tournaments, three conference titles and a trip to the 2015 NIT Semifinals in his nine years at the helm. His Temple teams have defeated six Top 10 teams in his tenure and have appeared in the Top 25 during 24 weeks.

Dunphy recorded his historic 500th coaching win in impeccable fashion last season by knocking off Memphis, 80-75, in the American Athletic Conference Quarterfinal round on March 13. His overall record stands at 519-279 which includes 16 20-win seasons, 15 NCAA Tournament appearances, 13 conference championships, eight Big 5 titles and one NIT trip.

Named Philadelphia Big 5 Coach of the Year in four of his nine seasons at Temple, Dunphy led his second Owl squad on a late-season run to the Atlantic 10 Championship. He guided the Cherry and White to a 21-13 overall mark in 2007-08, including a second place A-10 regular season finish with an 11-5 conference record. He followed that by directing his charges in 2008-09 to a 22-12 record, 11-5 in league play, and another conference championship.

The 2009-10 season is one that will go down as one of the best in Temple lore. Picked tied for fifth in the A-10 preseason poll, Dunphy motivated his charges to their first A-10 regular season title (9th overall) since 2002 with a 14-2 record. The 2010 A-10 and NABC District Coach of the Year brought the Owls back into the national spotlight with the program's first national ranking since 2001, with the team staying in the polls for 13 consecutive weeks. His Owls would go on to become just the second A-10 team to win three consecutive conference championships while also posting just the fifth perfect Philadelphia Big 5 season in the program's history.

The number one accomplishment achieved by the 2009-10 Temple team, that finished the season with a #12 ranking in the Associated Press poll, was its 29 victories (against six defeats), which ranks third in the school's history.

In 2010-11, Dunphy led the Owls to a 26-8 record, including another 14-2 mark in A-10 play, and a fourth straight trip to the NCAA Tournament. This time the Owls, the 7-seed in West Region, defeated 10th-seeded Penn State, 66-64, in the second round for the program's first NCAA win since 2001. The Cherry and White game second-seeded San Diego State all they could handle in the next game before falling to the #5/6-ranked Aztecs, 71-64, in double-overtime.

It was a great season for Temple as the Owls were ranked among the nation's Top 25 for eight weeks during the season, climbing as high as #19 in the January 10 Associated Press poll. The Owls also overcame mid-February injuries to two starters, closing the season with seven wins in their final 10 games. The only losses in that stretch came to NCAA Sweet 16 participants Duke, Richmond and San Diego State.

In 2011-12, despite losing projected starter Scootie Randall for the season and center Micheal Eric for 13 games, Dunphy guided his charges to a 24-8 mark and the program's first outright A10 regular season title since 1989-90. The Owls finished 13-3 in league play and Dunphy earned his second A10 Coach of the Year honor for his efforts. Temple defeated #3/3 Duke to mark its fourth straight season with a win over a Top 10 opponent, and later cracked the national polls for the third straight year.

Temple, which also shared the Big 5 title, earned an at-large bid to the NCAA Tournament for the second straight season, and was the fifth-seed in the NCAA Midwest Region.

In 2012-13, Dunphy again guided the Owls to another 20-plus win campaign with the Cherry and White becoming one of eight teams to compete in the last six straight NCAA Tournaments. Temple also knocked off a Top 10 team, this time #3/3 Syracuse, 83-79, at Madison Square Garden (12/22/12) to extend its current nation's best record to five straight seasons of defeating a Top 10 foe while being unranked at the time.

Temple would finish the campaign with a 24-10 record, advancing to the third round of the NCAA Tournament before narrowly falling to top-ranked Indiana, 58-52. The Owls capped their final season in the Atlantic 10 Conference with a thrilling 84-76 win over #19/21 VCU on CBS to finish tied for third in the league with an 11-5 record.

The program struggled in 2013-14, its first season in the American Athletic Conference. In a classic rebuilding year, the Owls posted a 9-22 record. The Cherry and White did continue its streak of wins over a nationally-ranked program to seven with a 71-64 upset over #23 SMU.

In 2014-15, Dunphy led his team to the best turnaround among all Division I teams, posting 17 more wins than the previous season to finish at 26-11 overall and 13-5 in the conference. A signature win over #10 Kansas was among the total as the Owls posted a 77-52 victory over the Jayhawks at the Wells Fargo Center (12/22).

The Owls finished the regular season 23-10, but were surprisingly left out of the NCAA Tournament. As the #1 overall seed in the NIT, Dunphy, in his time coaching in the tournament, guided Temple to wins over Bucknell, George Washington and Louisiana Tech to reach the semifinals, before falling to Miami at Madison Square Garden.

Dunphy was named American Athletic Conference Coach of the Year, marking his third conference coach of the year honor (A-10: 2010, 2012). He also joined Chaney (516) as one of only two coaches to win 500 or more games at Big 5 schools.

One of the most respected coaches in the nation, Dunphy has coached eight Conference Players of the Year, three Conference Rookies of the Year, five perfect Conference seasons and 53 All-Conference honorees.

Prior to joining Penn's coaching staff, Dunphy served as an assistant under Speedy Morris at his alma mater, La Salle University (1985-86 through 1987-88). The Philadelphia native's coaching career began at the United States Military Academy (1971-72), where he served as an assistant under head coach Dan Dougherty. In 1975, he became head coach of his high school alma mater, Malvern Prep. He remained there until becoming Lefty Ervin's assistant at La Salle University (1979-80).

The following year, Dunphy joined current Maryland head coach Gary Williams' staff at American University. He served as an assistant two seasons under Williams, and the final three years under Ed Tapscott, the former head coach of the NBA's Washington Wizards (2008-09). He returned to La Salle in 1985, serving one more season under Ervin and assisting Morris for two seasons. He left La Salle to become Tom Schneider's assistant at Penn in 1988.

In 1989, Dunphy was named the 16th head coach at Penn. He would compile a 310-163 overall record in his 17-year career. His Quaker teams won an unprecedented 48 straight Ivy League games and four league titles from 1992 through 1996. His 1993-94 team posted a 25-3 record and earned a Number 25 ranking in the CNN/USA Today Coaches' Poll, the program's first such ranking since the 1978-79 campaign. That year also included a 90-80 first round upset of sixth-seed Nebraska in the NCAA Tournament.

In his last eight seasons at Penn, Dunphy guided the Quakers to six Ivy League titles and a 93-19 league record. From 1999-2001, he led Penn to 25 straight league wins, including a perfect 14-0 mark in 1999-2000. In 2001-02, Dunphy's Quakers posted a 25-7 record and won the school's first outright city-series title with a perfect 4-0 mark since 1973-74.

A full-time educator on and off the court, Dunphy is in his eighth year teaching in Temple's prestigious Fox School of Business. He is team-teaching an honors course with Dr. Lynne Anderson, entitled, Management, Theory & Practice: From the Locker Room to the Board Room. He previously had served as a lecturer in the Wharton Executive Education program and in the management department of the Wharton School.

Dunphy is one of the leaders in the local Coaches vs. Cancer campaign and was named to the National Council of Coaches vs. Cancer. He was also honored as the 2002 National Coaches vs. Cancer Coach of the Year for his service and tireless dedication to those in need. On September 23, 2008, he joined four other coaches to speak to legislators on Capitol Hill on the need for more funding for cancer research.

The Owl mentor also devotes time to Big Brothers/Big Sisters of Greater Philadelphia's Board of Directors, and his Penn and Temple teams have participated in the Big Brothers/Big Sisters program each year. He is also a member of the Philadelphia CYO Hall of Fame.

A 1970 La Salle graduate with a degree in marketing, Dunphy was an outstanding player under Explorers' head coach Tom Gola. As a junior, he helped the Explorers to a 23-1 record. He served as a co-captain his senior year when he averaged 18.6 ppg and led the team in assists, while also being named the MVP of the annual Quaker City Basketball Tournament. In 1979, he earned a Master's degree in counseling and human relations from Villanova University.

Dunphy and his wife, Ree, reside in Villanova, Pa., with their son, J.P.

FRAN DUNPHY YEAR BY YEAR

Season	School	Record	Pct.	Conf.	Pct.	Conference Finish
1989-90	Penn	12-14	.462	7-7	.500	t-3rd
1990-91	Penn	9-17	.321	6-8	.429	t-3rd
1991-92	Penn	16-10	.615	9-5	.643	2nd
1992-93	Penn	22-5	.815	14-0	1.000	Ivy League Champions
1993-94	Penn	25-3	.893	14-0	1.000	Ivy League Champions
1994-95	Penn	22-6	.786	14-0	1.000	Ivy League Champions
1995-96	Penn	17-10	.630	12-2	.857	Ivy League Champions
1996-97	Penn	12-14	.462	8-6	.571	4th
1997-98	Penn	17-12	.586	10-4	.714	2nd
1998-99	Penn	21-6	.777	13-1	.929	Ivy League Champions
1999-00	Penn	21-8	.724	14-0	1.000	Ivy League Champions
2000-01	Penn	12-17	.414	9-5	.643	t-2nd
2001-02	Penn	25-7	.781	11-3	.786	Ivy League Champions
2002-03	Penn	22-6	.786	11-3	.786	Ivy League Champions
2003-04	Penn	17-10	.630	10-4	.714	t-2nd
2004-05	Penn	20-9	.689	13-1	.929	Ivy League Champions
2005-06	Penn	20-9	.689	12-2	.857	Ivy League Champions
2006-07	Temple	12-18	.400	6-10	.375	
2007-08	Temple	21-13	.618	11-5	.688	Atlantic 10 Champions
2008-09	Temple	22-12	.647	11-5	.688	Atlantic 10 Champions
2009-10	Temple	29-6	.829	14-2	.875	Atlantic 10 Champions
2010-11	Temple	26-8	.765	14-2	.875	A10 Semifinals
2011-12	Temple	24-8	.750	13-3	.812	A10 Reg. Season Champs
2012-13	Temple	24-10	.706	11-5	.688	t-3rd
2013-14	Temple	9-22	.290	4-14	.222	t-8th
2014-15	Temple	26-11	.703	13-5	.722	t-3rd
2015-16	Temple	16-8	.667	10-3	.769	
OVERALL		519-279	.650	298-103	.743	13 Conference Titles

Mr. Big Five

Temple head coach Fran Dunphy is synonymous with the Philadelphia Big 5. Dunphy, who lived his first 10 years in Southwest Philadelphia before moving to nearby Drexel Hill, Pa., starred at La Salle from 1967 through 1970. He would later serve as an assistant at his alma mater (1979-80; 1985-88) before taking the assistant coaching job at Penn for the 1988-89 season. After one season he would take over as the Quakers head coach, compiling a 310-163 record in 17 seasons. He is now in his 10th season at Temple. He received a master's degree in counseling from Villanova, and currently resides in Villanova, Pa.

A Man For All Causes



Dunphy has been a major contributor of his time and energy to the American Cancer Society through Coaches vs. Cancer. He has spearheaded the local efforts of the six Division I coaches that have led to raising over \$1 million to benefit the American Cancer Society. Named the Coaches vs. Cancer National Coach of the Year for his efforts, Dunphy has helped to steer events in the area such as the Coaches vs. Cancer Golf Outing; the Coaches vs. Cancer Basketball; coordinated open practices with the six area teams and holding a March Madness Breakfast to raise awareness for the cause. He was honored in 2008 as a local hero by Bank of America for his role with Coaches vs. Cancer.

Another cause that Dunphy champions is Big Brothers/Big Sisters. The Owl coach devotes his time to Big Brothers/Big Sisters of Greater Philadelphia by serving on the organization's Board of Trustees. His Penn teams participated in Big Brothers/Big Sisters programs each year during his tenure at the school. His Temple teams have been actively participating in the program the past three seasons.

Dunphy is also a member of the Philadelphia CYO Hall of Fame.

DUNPHY FILE

COACHING EXPERIENCE

Overall Record: 519-279

Temple

Head Coach, 2006-present

Record: 209-116

Atlantic 10 Champions (3): '08, '09, '10

NCAA Tournaments: (6): '08, '09, '10, '11, '12, '13

NIT Appearances (1): '15

Phila. Big 5 Champions (4): '08, '10, '12, '13

Penn

Head Coach, 1989-2006

Record: 310-163

NCAA Tournament: (9): '93, '94, '95, '99, '00, '02, '03, '05, '06

Ivy League Champions (10): '93, '94, '95, '96, '99, '00, '02, '03, '05, '06

Phila. Big 5 Champions (4): '92, '94, '98, '01
Assistant Coach, 1988-89

La Salle

Assistant Coach, 1979-80, 1985-88

American

Assistant Coach, 1980-85

Malvern Prep

Head Coach, 1975-80

Army

Assistant Coach, 1971-72

PLAYING EXPERIENCE

La Salle (1967-70)

Malvern Prep (1963-66)

EDUCATION

American University

Completed coursework toward doctorate degree in counseling and student development

Villanova University '79

Master of Science, Counseling

La Salle University '70

Bachelor of Arts, Marketing

Moving Up

With a win vs. Tulsa on Feb. 4, 2016, Fran Dunphy earned his 206th victory at Temple and moved into third place on the all-time Temple coaching win list, surpassing James Usilton, Sr. (205, '26-39). Hall of

Fame coach John Chaney (516, '82-06) tops the list followed by fellow Hall of Famer Harry Litwack (373, '52-73). Dunphy is now 209-115 ('06-present).

A-10 Success

Under Dunphy, the Owls won the outright A-10 regular season title in 2011-12 for the first time since 1989-90. During Temple's years in the A-10 under Dunphy, the Owls went 80-32 in A-10 play and won three A-10 Championships (2008, 2009, 2010).

Professor Dunphy

For the eighth straight year, Dunphy taught an honors course in the University's prestigious Fox School of Business with Dr. Lynne Andersson. The course, titled Management, Theory and Practice: From the Locker Room to the Board Room, is offered in the fall semester.

Top 25 Coach

Temple coach Fran Dunphy entered last season ranked 25th among active NCAA Division I coaches in wins with 477, needing just 23 victories to join an elite group (88 all-time, now 25 active) of coaches with 500 wins while coaching at least a decade at the Division I level. Dunphy reached the 500-win mark when the Owls beat Memphis in the American Tournament quarterfinals, and is now one of 25 active Division I coaches to record 500 career wins.

ACTIVE DIVISION I COACHES WITH 200 OR MORE WINS AT TWO SCHOOLS

Coach	School (Wins/Years)	School (Wins/Years)
Roy Williams	Kansas (418/1988-03)	North Carolina (353/2003-)
Rick Pitino	Kentucky (219/1989-97)	Louisville (388/2001-)
John Calipari	Memphis (214/2001-09)	Kentucky (209/2009-)
Fran Dunphy	Penn (310/1989-06)	Temple (209/2006-)

DIVISION I COACHES W/ 200 OR MORE WINS AT TWO SCHOOLS WHILE TAKING BOTH TO 6 OR MORE NCAA TOURNAMENTS

Coach	School (Wins/Years)	School (Wins/Years)	Total NCAA's
Roy Williams	Kansas (418/1988-03)	North Carolina (353/2003-)	25
Eddie Sutton	NCAA Tournaments: 14	NCAA Tournaments: 11	
Lou Henson	Arkansas (260/1975-85)	Oklahoma St. (368/1990-06)	22
Rick Pitino	NCAA Tournaments: 9	NCAA Tournaments: 13	
Rick Pitino	New Mexico (289/66-75/97-05)	Illinois (423/1975-96)	19
Rick Pitino	NCAA Tournaments: 7	NCAA Tournaments: 12	
Fran Dunphy	Kentucky (219/1989-97)	Louisville (388/2001-)	18
Fran Dunphy	NCAA Tournaments: 6	NCAA Tournaments: 12	
Fran Dunphy	Penn (310/1989-06)	Temple (209/2006-)	15
Fran Dunphy	NCAA Tournaments: 9	NCAA Tournaments: 6	

TEMPLE'S 2015-16 RECORD WHEN

At home	9-2
On the road	6-3
At a neutral site	1-3
In white jerseys	9-2
In cherry jerseys	6-4
In black jerseys	1-2
Winning the game before	9-6
Losing the game before	7-1
Leading at the half	13-1
Trailing at the half	2-7
Tied at the half	1-0
In overtime games	1-1
Shooting 50% or better	4-0
Shooting 40% or better	11-0
Shooting under 40%	5-8
Opp. shoots 50% or better	2-2
Opp. shoots 40% or better	7-5
Opp. shoots under 40%	8-3
Shooting better than opponent	8-2
Shooting worse than opponent	8-6
Shooting same as opponent	0-0
Has more FTs made than opponent	9-0
Has less FTs made than opponent	5-7
Has equal FTs made as opponents	2-1
Outrebounding opponent	7-1
Is outrebounded	7-7
Has equal rebounds	2-0
Has less turnovers than opponent	12-5
Has more turnovers than opponent	2-2
Has equal turnovers as opponent	2-1
No Temple players foul out	16-6
Temple player(s) fouls out	0-2
Five players in double figures	1-0
Four players in double digits	6-1
Three players in double digits	6-4
Two players in double digits	3-2
One player in double digits	0-0
No players in double digits	0-1
Playing ranked opponents	3-3
Playing on television	15-8
Playing in November	2-3
Playing in December	4-2
Playing in January	6-3
Playing in February	4-0
Playing in March	0-0
Playing on Sunday	4-2
Playing on Monday	0-0
Playing on Tuesday	2-0
Playing on Wednesday	3-2
Playing on Thursday	3-0
Playing on Friday	0-2
Playing on Saturday	4-2
Margin is 5 points or less	7-4
Margin is between 6-10 points	4-1
Margin is between 11-20	5-1
Margin is more than 20	0-2
Has a 20-point scorer	9-2
Has a 30-point scorer	1-0
Scoring 59 points or less	1-1
Scoring 60-69 points	5-7
Scoring 70+ points	10-0

Clutch Shooter

Junior Josh Brown hit a jumper in the lane with 2.6 seconds remaining at #23/24 UConn on Jan. 5, lifting the Owls to a 55-53 win. It was the second such game-winning shot for Brown in his career, as he also hit a shot with two seconds left that gave the Owls a 61-60 win at Memphis on Feb. 7, 2015.

Summer Session

Freshman guards Levan Shawn Alston, Jr., and Trey Lowe are playing their first season at Temple together, but it is not the first time they have been teammates. The Owl duo played together on the AAU squad Team Final Basketball in the summer of 2014.

Quenton DeCosey Named American Athletic Conference Player of the Week on Jan. 11

Senior Quenton DeCosey was named the American Athletic Conference Men's Basketball Player of the Week after leading the Owls to a pair of conference wins. Temple won 55-53 on the road at #23 UConn on Jan. 5, and followed it up with a 78-60 home win over East Carolina on Jan. 9.

DeCosey averaged 19.5 points per game, 3.5 rebounds per game and 3.0 assists per game in the two victories. He shot 51.9 percent from field and improved that to 72.7 percent from three-point range (8-of-11). In the UConn win, DeCosey led the team with 15 points. He was the game-high scorer against ECU, tying his season high with 24 points while hitting 5-of-8 from long range.

Temple Picked Sixth in American Preseason Poll

Temple was picked to finish sixth in the 2015-16 American Athletic Conference men's basketball poll in voting by the league's head coaches. The Owls were also picked to finish sixth in 2014-15, but bettered that pick by three spots to tie for third in the league.

SMU is the overall preseason favorite in 2015-16 for the first time in league history, tallying 98 points and eight of 11 first-place votes. The Mustangs entered the season returning seven letterwinners and three starters from last year's squad that went 27-7 and posted a 15-3 mark in league play.

UConn garnered two first-place votes and was picked to finish second with 87 points. The Huskies return eight from last season's squad and welcome four newcomers in 2015-16. Cincinnati had one first place-vote and was picked third with 84 points. The Bearcats return nine student-athletes, including all five starters, from last year's 23-win team.

Tulsa was chosen fourth in the preseason standings with 76 points. The Hurricane returns five starters and nine letterwinners from last season's 23-win squad. Memphis (59 pts.), Temple (54 pts.) and Houston (48 pts.) were picked fifth, sixth and seventh in the preseason poll, respectively. East Carolina (31 pts.), UCF (30 pts.), USF (20 pts.) and Tulane (11 pts.) were tabbed eighth, ninth, 10th and 11th to round out the tallies.

Alani Moore, Damion Moore and Quinton Rose Sign National Letters of Intent

Temple head basketball coach Fran Dunphy has announced the signing of three highly-touted recruits, Alani Moore, Damion Moore and Quinton Rose, to National Letters of Intent.

"We are excited to welcome these three to the Temple Basketball family," said Dunphy. "These are not only talented young men on the court, but outstanding citizens who will be a great fit as teammates. They will play a big part in helping the program continue its storied history of success."

Alani Moore, a 5-10, 150-pound point guard, will play at Friendship Collegiate Academy (Washington, D.C.) this season after starring at Montrose Christian in 2014-15. The Hyattsville, Md., native averaged 17.4 points per game for Montrose as junior to earn first team All-Met honors.

Damion Moore, a 6-10 center from Callaway (Miss.) High School, is a three-star prospect who averaged 3.9 points, 4.6 rebounds and 1.1 blocks per game on Callaway's state championship squad as a junior. He showed his enormous potential in Callaway's 2015-16 season opener when he led the Chargers with 25 points and 10 rebounds.

Rose, a 6-6, 175-pound guard out of Bishop Kearney in Rochester, N.Y., averaged 15.4 points, seven rebounds and seven assists during the 2014-15 season. The three-year varsity performer earned a spot on the 15-player Democrat and Chronicle All-Greater Rochester Team in 2015.

Jaylen Bond Named 2015-16 Temple Men's Basketball Team Captain

Senior forward Jaylen Bond, the leading returning rebounder in the American Athletic Conference, has been named the Temple men's basketball team captain for the 2015-16 season. Bond becomes the first solo team captain at Temple in Fran Dunphy's 10 seasons at the helm. The last Owl to be a solo captain was David Hawkins during his senior season in 2003-04.

"Jaylen was the consensus choice by a vote of his teammates," said Dunphy, the 2015 American Athletic Conference Coach of Year. "He is everything a coach wants in a captain. He is a hard worker, who leads by example, and most importantly he has earned the respect of his teammates."

Bond, a Philadelphia native (Plymouth-Whitemarsh HS), transferred to Temple prior to the 2013-14 season after playing his first two seasons at the University of Texas. After sitting out his first year at Temple, he averaged 7.6 points and 7.9 rebounds per game while starting 29 of 35 games played. The 6-8 forward was named second team all-Philadelphia Big 5 and honorable mention all-conference. He was second on the team and sixth in conference in steals (1.4 spg).

For Three

Temple has made at least one three-pointer in 664 consecutive games. The last time the Owls did not make a three-pointer in a game was February 1, 1996. Temple missed all 16 three-point attempts that day in dropping a 59-35 decision to #1 UMass at McGonigle Hall. In 2015-16, Temple is currently leading the American Athletic Conference with 7.8 three-pointers made per game.

AMERICAN ATHLETIC CONFERENCE



2015-16 Standings & Rankings

	Conf.			Overall		
	W	L	PCT.	W	L	PCT.
Temple	10	3	.769	16	8	.667
SMU	9	3	.750	21	3	.875
Cincinnati	9	4	.692	19	7	.731
UConn	8	4	.667	18	7	.720
Houston	8	5	.615	18	7	.720
Tulsa	8	5	.615	16	9	.640
Memphis	5	7	.417	14	11	.560
UCF	5	7	.417	11	12	.478
Tulane	3	10	.231	10	16	.385
East Carolina	2	10	.167	10	15	.400
USF	2	11	.154	5	21	.192

(as of Feb. 15)

Temple in American Stats

Category	Rank	Player
Scoring	3	Q. DeCosey (16.6)
Rebounding	6	J. Bond (8.4)
	17	Q. DeCosey (6.0)
D. Rebounds	7	J. Bond (4.9)
	11	Q. DeCosey (4.7)
O. Rebounds	4	J. Bond (3.5)
FG%	15	J. Bond (.460)
FT%	5	Q. DeCosey (.807)
3-pt%	5	Q. DeCosey (.412)
	t8	D. Coleman (.395)
	13	O. Enechionya (.379)
3-pt Made	10	D. Coleman (2.0)
Assists	4	J. Brown (4.7)
Steals:	t12	Q. DeCosey (1.2)
	t12	J. Brown (1.2)
Blocks		N/A
A/T Ratio	1	J. Brown (3.3)
Minutes	1	J. Brown (36.0)
	3	Q. DeCosey (34.4)

Team

Category	Rank	Average
Scoring Offense	9	69.4
Scoring Defense	4	67.4
Scoring Margin	7	+2.0
Free Throw%	7	.699
Field Goal%	10	.408
Field Goal% Def.	7	.416
3-PT Field Goal%	6	.337
3-PT Field Goal% D	2	.303
Rebounding	9	36.3
Reb. Margin	11	-1.8
Blocked Shots	9	3.2
Assists	7	13.2
Steals	9	5.2
TO Margin	3	+2.12
A/T Ratio	2	1.4
Off. Rebounds	7	11.4
Def. Rebounds	8	25.0
3-PT FGs Made	1	7.9

Temple to Compete in 2016 NIT Season Tip-Off

Temple will be among four teams headlining the NIT Season Tip-Off as it returns to Barclays Center in 2016. The Owls will be joined by Florida State, Illinois and West Virginia in the championship round.

The 2016 Preseason NIT marks the sixth time that Temple has participated in the prestigious tournament. The Owls placed third in the 1986 tournament and were runners up in the 2000 event. The Cherry and White also competed in 1990, 1995 and 2005.

In its second year under the ESPN Events umbrella, the 2016 NIT Season Tip-Off will maintain its format with Florida State, Illinois, Temple and West Virginia each hosting two games at home against designated campus-site teams prior to traveling to Brooklyn. The full schedule, remaining four teams, and campus-site games will be announced at a later date.

On the Radio

For the 15th straight year Temple men's basketball is being broadcast live on 1210 AM WPHT. All the Owls' games will be carried on the radio with Harry Donahue handling play-by-play and John Baum providing color commentary.

Chairman of the Boards

Junior forward Jaylen Bond made an immediate impact in his first season at Temple after transferring to the school from Texas. The Philadelphia native led the American Athletic Conference with a 7.9 average. Temple forward Anthony Lee led The American in 2013-14 in rebounding (8.6 rpg). Prior to that, the last Temple player to lead a conference in rebounding was Duane Causwell, who averaged 8.9 boards during the 1988-89 season to top the Atlantic 10 Conference. Tim Perry was the only other Owl to lead the A-10 in rebounding, doing it twice (8.6 rpg in 1986-87; 9.5 rpg in 1985-86).

Hometown Hero

Redshirt sophomore Daniel Dingle returned to his high school, St. Raymond's, Jan. 25 to have his Temple jersey hung in the gym. Dingle is one of 36 former St. Raymond's players to go on and play at NCAA Division I schools and his jersey joins his brother's, Dana Dingle, who starred at UMass from 1992-96.

Temple Advances to 2015 NIT Semifinals

The Owls are coming off a 26-11 season that marked the best turnaround in NCAA Division I, as they won 17 more games than in the previous season. After barely missing out on an at-large NCAA Tournament berth in 2014-15, the Owls made a run through the NIT all the way to the semifinals at Madison Square Garden, where they fell 60-57 to Miami (FL).

Training Techniques

Temple head coach Fran Dunphy employed some unique training methods this off-season to make sure his team was mentally and physically ready for the upcoming season. The Owls worked out at the Joe Hand Boxing Gym in Philadelphia for four sessions in July. The team even was counseled by World Champion Bernard Hopkins, who trains at the gym. The Owls then had cross-fit and spinning training workouts in the summer to improve their cardiovascular fitness before embarking on hour-long yoga sessions the last three weeks to work on their mental approach.

Six Owls Represent Temple at Big 5 60th Anniversary

The Philadelphia Big 5 turns 60 this year and there was no better way to celebrate than with the Big 5 doubleheader at the Palestra on Jan. 20.

Six all-decade teams were honored, with Temple being represented by the following six star players: 1950s: Jay Norman (1955-58); 1960s: John Baum (1966-69); 1970s: Ollie Johnson (1969-72); 1980s: Mark Macon (1987-91); 1990s: Aaron McKie (1991-94); 2000s: Lynn Greer (1997-02).

20/20 Vision

Temple recorded its 35th 20-win season in 2014-15. It marked the seventh time (in nine seasons) that head coach Fran Dunphy led the Owls to a 20-win campaign. From 2007-13 Temple recorded six straight 20-win seasons, tying the program record for consecutive 20-win seasons, set under Hall of Fame head coach John Chaney (1995-01). Chaney posted 15 20-win seasons (24 seasons) while fellow Hall of Fame coach Harry Litwick compiled eight (21 seasons).

Bright Lights

At least 29 national television games highlight Temple's 2015-16 schedule. Temple will appear on ESPN entities a total of at least 21 times during the course of the season.

Record-Setting Defense

Temple's stifling defense held Tulane to a Liacouras Center record-low eight points in the first half of a 55-37 win on Jan. 31, 2015. It was the lowest scoring total in a half for any team ever in the building. Tulane's 37 points matched the lowest total for an opponent in the Fran Dunphy era, with the Owls also achieving that feat against American in the 2014-15 season opener. For the program, it marked the first time since 1993-94 that Temple had held two opponents to under 40 points in the same season.

Going Overtime

Temple is 58-49 overall in overtime contests and has won 16 of its last 21 overtime tilts. Prior to the 2013-14 season's Dec. 7 OT loss vs. Texas, the Owls had won five straight OT games dating back to a double overtime loss to San Diego State (71-64) in the third round of the 2011 NCAA Tournament. TU had won 12 straight single OT games dating back to a 73-69 win over Marist (11/18/08).

The Owls won their only overtime game of the 2014-15 season, a 57-53 decision at defending NCAA champion UConn in the American Athletic Conference opener on Dec. 31.

Temple is 2-1 in overtime games in 2015-16. The Owls fell by just a single point to Big 5 foe Saint Joseph's, 66-65 at home on Dec. 13, but beat conference foe Cincinnati 67-65 in double overtime on Jan. 16. Most recently, the Owls won 83-79 in OT vs. Tulsa on Feb. 4 after not leading at any moment of the second half.

Practice Palace

Temple's \$10 million basketball practice facility was completed in January, 2012, and the Donald and Nancy Resnick Court was officially dedicated on October 5. Part of the \$48 million renovation to Pearson and McGonigle Halls, the new state-of-the-art facility, features separate courts for the Owls' men's and women's basketball teams.

A Dynamic Duo

Temple has two Naismith Memorial Basketball Hall of Fame coaches. The first inductee was Harry Litwick, who coached the Owls from 1952 to 1973 and registered 373 wins. Litwick was inducted on April 26, 1976. John Chaney, who retired March 12, 2006 after 24 seasons and 516 wins at Temple, was inducted on October 5, 2001. Temple is only one of nine universities who have two coaches in the Naismith Basketball Hall of Fame. The center jump circle at the Liacouras Center is jointly named in honor of these two coaching legends.

THE LAST TIME TEMPLE...

Won By 30 Points.....	Temple 101, LIU Brooklyn 65 (12/21/13)
Won By 40 Points.....	Temple 88, Massachusetts 46 (2/26/03)
Scored 100 Points	101 vs. LIU Brooklyn (12/21/13)
Scored Under 50 Points.....	40 vs. American (11/14/14)
Scored Under 40 Points	39 at Tulsa (2/22/15)
Scored 50 Points in a Half.....	52 points, Second Half, vs. GW (3/25/15)
Scored 60 Points in a Half.....	63 points, Second Half, vs. LIU Brooklyn (12/21/13)
Scored Under 20 Points in a Half	17 Points, Second Half at Tulsa (2/22/15)
Had a +20 Rebound Margin	+23 vs. East Carolina (2/14/15)
Had 50 Rebounds	50 vs. LIU Brooklyn (11/30/14)
Had Less Than 25 Rebounds.....	22 at Cincinnati (1/17/15)
Had 20 Offensive Rebounds.....	21 vs. Delaware State (12/19/15)
Had Less Than 5 Offensive Rebounds	4 vs. SMU (1/14/15)
Had 40 Defensive Rebounds.....	41 vs. St. Bonaventure (1/11/97)
Made 40 Field Goals	41 vs. St. Bonaventure (2/7/07)
Made Less Than 15 Field Goals	14 at Tulsa (2/22/15)
Attempted 80 Field Goals	83 vs. Rhode Island (2/4/89)
Attempted Less Than 40 Field Goals.....	32 vs. Princeton (12/20/04)
Shot .600 From the Field613 (38-62) vs. LIU Brooklyn (12/21/13)
Made 30 Free Throws	30 vs. Delaware State (12/19/15)
Made Less Than 5 Free Throws	1 vs. Duke (12/8/12)
Attempted 40 Free Throws.....	49 vs. Louisiana Tech (11/17/14)
Attempted Less Than 10 Free Throws	8 at Delaware (12/18/14)
Shot .900 From the Line (min. 10 attempts)900 (18-20) vs. La Salle (12/6/14)
Made 10 Three-Pointers	13 vs. East Carolina (1/9/16)
Made No Three-Pointers	0 vs. Massachusetts (2/1/96)
Attempted 25 Three-Pointers	30 vs. Tulsa (2/4/16)
Attempted Less Than 10 Three-Pointers.....	7 at Saint Louis (1/11/12)
Had 25 Assists.....	26 vs. Toledo (11/14/10)
Had Less Than 5 Assists	4 vs. St. John's (11/28/10)
Had 25 Turnovers.....	28 vs. Duquesne (1/27/07)
Had Less Than 5 Turnovers	4 vs. UConn (3/7/15)
Had 10 Blocks.....	10 vs. Bucknell (3/18/15)
Had No Blocks	0 vs. Penn (12/9/15)
Had 15 Steals.....	15 vs. Clemson (11/16/08)
Had No Steals	0 vs. Richmond (3/13/03)
Last Overtime Game	83-79 vs. Tulsa (2/4/16)
Last Overtime Victory at Home	83-79 vs. Tulsa (2/4/16)
Last Overtime Victory on the Road.....	57-53 at UConn (12/31/14)
Temple Defeated a Ranked Opponent	89-80 vs. #8 SMU (1/24/16)
Temple Defeated a #1 Ranked Opponent	77-69 vs. #1 Cincinnati (2/20/00)

100-Point Games

TEMPLE DATE	OPPONENT.....W/L	SCORE
12/21/13	at LIU Brooklyn.....W	101-65
2/7/07	St. Bonaventure.....W	109-70
2/4/88	Duquesne.....W	110-70
12/8/86	Penn.....W	103-67
1/6/83	Rhode Island.....W	103-94
12/11/80	Point Park.....W	105-75
2/16/79	American.....W	103-67
2/23/72	Rhode Island.....W	108-64
2/27/70	Rider.....W	107-74
2/11/70	at Pittsburgh.....W	101-72
1/7/69	at Penn.....W	107-83
1/31/67	Gettysburg.....W	109-73
2/6/61	Muhlenberg.....W	102-61
1/3/61	Scranton.....W	101-69
2/4/56	at St. Francis (PA).....W	103-68
1/26/56	Delaware.....W	108-81

2/4/54	at Drexel.....W	100-62
12/17/51	Glassboro St.W	114-47
12/14/50	at Glassboro St.W	111-36

OPPONENT DATE	OPPONENT.....W/L	SCORE
12/9/07	Villanova.....L	93-101
2/7/93	Wake Forest.....L	69-106
2/5/66	Saint Joseph's [P].....L	74-105
1/2/60	at G. Washington.....L	65-101
1/1/55	Kentucky.....L	69-101
3/1/50	at Syracuse.....L	76-105

100-POINT GAMES FACTS

Temple 100-Point Game Record: 19-0

Home 100-Point Game Record: 13-0

Away 100-Point Game Record: 6-0

Overtime 100-Point Games: 0

Most Frequent 100-Point Game Opponents:

Glassboro State, Rhode Island, Penn (2)

Most 100-Point Games in a season:

2 (1955-56, 1960-61, 1969-70)

THE LAST TIME AN OWL...

Scored 30 Points	Quenton DeCosey (30) at USF (1/31/16)
Scored 40 Points	David Hawkins (41) vs. Massachusetts (3/3/04)
Two Players Scored 20 Points	W. Cummings (21) and J. Morgan (20) vs. GW (3/22/15)
Three Players Scored 20 Points	Dalton Pepper (26), Will Cummings (23) and Anthony Lee (20) vs. UCF (3/4/14)
Two Players Scored 30 Points	David Hawkins (41) and Mardy Collins (30) vs. Massachusetts (3/3/04)
Five Players Scored 10 Points	Pepper (17), DeCosey (14), Lee (14), Cummings (12) and Watson (11) at Houston (2/9/14)
Had 15 Rebounds	Jaylen Bond (15) vs. GW (3/22/15)
Had 20 Rebounds	Lavoy Allen (21) at La Salle (2/28/10)
Had 10 Offensive Rebounds	Lavoy Allen (10) at Richmond (2/6/10)
Had 10 Defensive Rebounds	Jaylen Bond (10) vs. East Carolina (2/14/15)
Two Players Had 10 Rebounds	Obi Enechionya (13) and Josh Brown (12) vs. Saint Joseph's (12/13/15)
Had a Double-Double in Points and Assists	Will Cummings (11 points, 10 assists) at Delaware (12/18/14)
Had Back-to-Back Double-Doubles	Jaylen Bond (12 pts, 10 rebs) at Penn (12/9/15);(12 pts, 10 rebs) at Wisconsin (12/5/15)
Had Three Consecutive Double-Doubles	Jaylen Bond 16 pts, 14 reb vs. Tulsa (1/10/15);10 pts, 11 reb at Tulane (1/7/15); 21 pts, 14 reb vs. UCF (1/4/15)
Had Four Consecutive Double-Doubles	Lavoy Allen: 14 pts, 18 reb at Massachusetts (3/2/11);24 pts, 11 reb vs. La Salle (3/3/11); 15 pts, 12 reb vs. La Salle (3/3/11); 12 pts, 10 reb vs. Richmond (3/12/11)
Had a Triple-Double	Pepe Sanchez (10 points, 10 rebounds, 10 assists) vs. La Salle (1/17/1998)
Two Players Had Double-Doubles	Enechionya (25 pts, 13 rebs) and Brown (13 pts, 12 rebs) vs. Saint Joseph's (12/13/15)
Had Three Consecutive 30-Point Games	Dionte Christmas: 31 vs. Rhode Island (1/20/07), 34 at Penn (1/24/07),30 at Duquesne (1/27/07)
Made 10 Field Goals	J. Bond (10) vs. UCF (1/4/15)
Attempted 25 Field Goals	Will Cummings (25) vs. UCF (3/12/14)
Shot .750 From the Field (min. 10 att.)	Dalton Pepper (10-12, .833) vs. LIU Brooklyn (12/21/13)
Made 15 Free Throws	Khalif Wyatt (15) vs. Duquesne (2/14/13)
Shot 1.000 From the Line (min. 10 att.)	Will Cummings (10-10) at UCF (1/4/14)
Made 7 Three-Pointers	Devin Coleman (7) vs. SMU (1/24/16)
Attempted 15 Three-Pointers	Dionte Christmas (16) vs. Duquesne (3/14/09)
Shot .750 From 3-Point Range (min. 5 att.)	Devin Coleman (7-7, 1.000) vs. SMU (1/24/16)
Had 10 Assists	Will Cummings (10) at Delaware (12/18/14)
Had 15 Assists	Pepe Sanchez (15) vs. Lafayette (3/17/00)
Had 10 Blocks	Duane Causwell (10) vs. Penn State (12/26/89)
Had Five Steals	Will Cummings (7) at SMU (2/19/15)
Had 10 Steals	Mark Macon (11) vs. Notre Dame (1/29/89)
Led the Team in Points, Rebounds, and Assists	Khalif Wyatt (19 pts, 11 rebs, 4 asts) at Fordham (3/6/13)
Hit a Last Second Shot to Win a Game	Josh Brown at UConn (1/5/16)

ACHIEVEMENTS & HONORS

DOUBLE-FIGURE SCORING

Player	2015-16	Career	Consecutive
DeCosey	22	76	12
Bond	11	23	1
Coleman	11	18	2
Enechionya	11	15	1
Brown	10	19	1
Dingle	3	9	
Alston	2	2	
Lowe	2	2	
Williams	1	5	
Watson		1	

DOUBLE-DOUBLES

Player	2015-16	Career
Bond	7	13
DeCosey	2	3
Enechionya	2	2
Brown	1	1
Alston	1	1
Watson		1

HONORS/WEEKLY AWARDS

Player	Award
Coleman	• American Weekly Honor Roll (Nov. 16)
	• American Player of the Week (Jan. 25)
	• Under Armour OwlSports.com Athlete of the Week (Jan. 25)
	• ECAC Player of the Week (Jan. 26)
Brown	• American Weekly Honor Roll (Dec. 14)
DeCosey	• American Player of the Week (Jan. 11)
	• Under Armour OwlSports.com Athlete of the Week (Jan. 11)
	• Under Armour OwlSports.com Athlete of the Month (Dec.)
	• American Weekly Honor Roll (Jan. 18)
	• American Weekly Honor Roll (Feb. 1)
	• American Weekly Honor Roll (Feb. 8)
	• American Weekly Honor Roll (Feb. 15)

2015-16 TEMPLE MEN'S BASKETBALL STARTING LINEUPS

Date	Opponent	Starter	Starter	Starter	Starter	Starter
Nov. 13	North Carolina	Josh Brown	Quenton DeCosey	Jaylen Bond	Devin Coleman	Devontae Watson
Nov. 19	Minnesota	Josh Brown	Quenton DeCosey	Jaylen Bond	Devin Coleman	Devontae Watson
Nov. 20	Butler	Josh Brown	Quenton DeCosey	Jaylen Bond	Devin Coleman	Obi Enechionya
Nov. 22	Utah	Josh Brown	Quenton DeCosey	Jaylen Bond	Devin Coleman	Obi Enechionya
Nov. 29	Delaware	Josh Brown	Quenton DeCosey	Jaylen Bond	Devin Coleman	Obi Enechionya
Dec. 2	FDU	Josh Brown	Quenton DeCosey	Jaylen Bond	Devin Coleman	Obi Enechionya
Dec. 5	Wisconsin	Josh Brown	Quenton DeCosey	Jaylen Bond	Devin Coleman	Obi Enechionya
Dec. 9	Penn	Josh Brown	Quenton DeCosey	Jaylen Bond	Devin Coleman	Obi Enechionya
Dec. 13	Saint Joseph's	Josh Brown	Quenton DeCosey	Jaylen Bond	Devin Coleman	Obi Enechionya
Dec. 19	Delaware State	Josh Brown	Quenton DeCosey	Jaylen Bond	Devin Coleman	Obi Enechionya
Dec. 29	Cincinnati	Josh Brown	Quenton DeCosey	Jaylen Bond	Devin Coleman	Obi Enechionya
Jan. 2	Houston	Josh Brown	Quenton DeCosey	Jaylen Bond	Devin Coleman	Obi Enechionya
Jan. 5	UConn	Josh Brown	Quenton DeCosey	Jaylen Bond	Levan Shawn Alston, Jr.	Daniel Dingle
Jan. 9	East Carolina	Josh Brown	Quenton DeCosey	Jaylen Bond	Trey Lowe	Mark Williams
Jan. 13	Memphis	Josh Brown	Quenton DeCosey	Jaylen Bond	Levan Shawn Alston, Jr.	Ernest Aflakpui
Jan. 16	Cincinnati	Josh Brown	Quenton DeCosey	Jaylen Bond	Daniel Dingle	Ernest Aflakpui
Jan. 20	La Salle	Josh Brown	Quenton DeCosey	Jaylen Bond	Trey Lowe	Ernest Aflakpui
Jan. 23	SMU	Josh Brown	Quenton DeCosey	Obi Enechionya	Trey Lowe	Ernest Aflakpui
Jan. 27	East Carolina	Josh Brown	Quenton DeCosey	Obi Enechionya	Trey Lowe	Ernest Aflakpui
Jan. 31	USF	Josh Brown	Quenton DeCosey	Obi Enechionya	Trey Lowe	Ernest Aflakpui
Feb. 4	Tulsa	Josh Brown	Quenton DeCosey	Jaylen Bond	Daniel Dingle	Obi Enechionya
Feb. 6	UCF	Josh Brown	Quenton DeCosey	Jaylen Bond	Daniel Dingle	Obi Enechionya
Feb. 11	UConn	Josh Brown	Quenton DeCosey	Jaylen Bond	Daniel Dingle	Obi Enechionya
Feb. 14	USF	Josh Brown	Quenton DeCosey	Jaylen Bond	Daniel Dingle	Obi Enechionya
Feb. 17	Villanova					
Feb. 21	Houston					
Feb. 23	Tulsa					
Feb. 27	UCF					
March 3	Memphis					
March 6	Tulane					

#24 ERNEST AFLAKPUI



FRESHMAN • CENTER
6-10 • 235 • Accra, Ghana/Archbishop Carroll (Pa.)

NOTES ON AFLAKPUI

2015-16 SEASON

- Started in six straight games, averaging 4.2 ppg and 3.7 rpg in those contests, before sitting the last four games (2/4, 2/6, 2/11 and 2/14) due to a left knee injury.
- Scored a season-high eight points on 4-of-4 field goal shooting at East Carolina (1/27), while also pulling down a season-high 10 rebounds in a season-high 25 minutes of action.
- Hit 3-of-4 free throws in a win vs. #8 SMU (1/24).
- Made his third start in a row vs. La Salle (1/20), tying his season highs of six points and three rebounds.
- Started for the second game in a row vs. Cincinnati (1/16), playing a season-high 20 minutes while scoring a season-high six points (3-of-4 FG's) and tying his season-highs with three rebounds and a steal.
- Made first career start at Memphis (1/13), grabbing three rebounds and scoring a bucket in eight minutes of action.
- Recorded season-highs of two points, three rebounds, two blocks and a steal in just seven minutes of action in a win at #23/24 UConn (1/5).
- Hit 2-of-2 at the line in four minutes of action vs. FDU (12/2).
- Scored two points and grabbed two rebounds in 12 minutes off the bench against #1/1 North Carolina (11/13).

SEASON HIGHS

Points:8 at East Carolina (1/27)
Rebounds:10 at East Carolina (1/27)
Assists:1 vs. SMU (1/24)
Steals:1 (3x, last vs. Cincinnati, 1/16)
Blocks:2 at UConn (1/5)
Minutes:25 at East Carolina (1/27)

PRIOR TO TEMPLE

- Scored 16 points in each of his first three games of his senior season at Archbishop Carroll before suffering season-ending knee injury in practice.
- As a junior, helped lead his team to a 23-5 record and a berth in the quarterfinals of state tournament.
- Second Team All-State selection as junior where he averaged 10.3 points and 8.1 rebounds. Also earned First Team all-Catholic League and third team all-Delco as junior.

AFLAKPUI GAME-BY-GAME

2015-16	MIN	FG-A	3PT-A	FT-A	OR	DR	TR	F	A	TO	BL	S	PTS
North Carolina	12	1-1	0-0	0-1	0	2	2	1	0	0	0	0	2
Minnesota					DNP - Coaches Decision								
Butler					DNP - Coaches Decision								
Utah	4	0-2	0-0	0-0	0	0	0	2	0	0	0	0	0
Delaware	2	0-0	0-0	0-0	0	1	1	2	0	0	0	0	0
FDU	4	0-0	0-0	2-2	0	0	0	0	0	1	0	0	2
Wisconsin	2	0-1	0-0	0-0	0	1	1	0	0	0	0	0	0
Penn					DNP - Coaches Decision								
Saint Joseph's					DNP - Coaches Decision								
Delaware State					DNP - Coaches Decision								
Cincinnati					DNP - Coaches Decision								
Houston					DNP - Coaches Decision								
UConn	7	0-1	0-0	2-2	1	2	3	1	0	0	2	1	2
East Carolina					DNP - Coaches Decision								
Memphis	8	1-1	0-0	0-0	2	1	3	4	0	0	1	1	2
Cincinnati	20	3-4	0-0	0-2	1	2	3	2	0	0	1	1	6
La Salle	15	3-4	0-0	0-0	1	2	3	1	0	0	0	0	6
SMU	12	0-1	0-0	3-4	2	0	2	1	1	0	1	0	3
East Carolina	25	4-4	0-0	0-0	4	6	10	0	0	3	0	0	8
USF	11	0-2	0-0	0-0	1	0	1	4	0	1	0	0	0
Tulsa					DNP - Injured								
UCF					DNP - Injured								
UConn					DNP - Injured								
USF					DNP - Injured								
Villanova													
Houston													
Tulsa													
UCF													
Memphis													
Tulane													

CAREER STATISTICS

SEASON	GP-GS	MIN	AVG	FG-FGA	PCT	3P-3PA	PCT	FT-FTA	PCT	OFF	DEF	TOT	AVG	PF-FO	A	TO	BLK	STL	PTS	AVG
2015-16	12-6	122	10.2	12-21	.571	0-0	.000	7-11	.636	12	17	29	2.4	18-0	1	5	5	3	31	2.6
TOTAL	12-6	122	10.2	12-21	.571	0-0	.000	7-11	.636	12	17	29	2.4	18-0	1	5	5	3	31	2.6

#3 LEVAN SHAWN ALSTON, JR.



FRESHMAN • GUARD

6-4 • 170 • Philadelphia, Pa./The Haverford School

NOTES ON ALSTON, JR.

- 2015-16 SEASON
- Recorded the first start of his career at #23/24 UConn (1/5), and the second at Memphis (1/13).
 - Hit both of his attempts from long range in a win at #22/23 Cincinnati (12/29), scoring six points off the bench.
 - Scored 11 points at Wisconsin (12/5), hitting both of his attempts from long range and pulling down a season-high five rebounds.
 - Hit 3-of-4 from behind the arc on the way to nine points against

- #16/16 Utah (11/22).
- Scored 12 points against #1/1 North Carolina (11/13), becoming the first true freshman to score in double figures in his Temple debut since Mark Tyndale tallied 19 points in an 80-78 home loss to Auburn on Nov. 19, 2004.
- Hit 5-of-7 from the field including 2-of-4 from long range against the Tar Heels.

PRIOR TO TEMPLE

- 2015 Gatorade Pennsylvania State Player of the Year.
- Rated 81st in the Class of 2015 by ESPN
- First Team All-State as a senior, Second Team All-State as a junior.
- Led Haverford to a 17-11 record and the semifinals of the Pennsylvania Independent Schools tournament as a senior.
- Averaged 19.4 points, 5.1 rebounds, 3.3 assists and 2.1 steals per game.
- Three-time First Team All-Inter-Academic League selection.
- Co-MVP of Inter-Ac as a sophomore when he averaged 16.1 points per game.
- Averaged 16.4 points, 5.2 rebounds, 4.2 assists, and 2.0 steals per game as a junior.
- Father starred at Temple in the mid-90s.

SEASON HIGHS

Points:12 vs. North Carolina (11/13)

Rebounds:5 at Wisconsin (12/5)

Assists:3 (3x, last vs. Saint Joseph's, 12/13)

Steals:1 (3x, last vs. SMU, 1/24)

Blocks:1 vs. North Carolina (11/13)

Minutes:30 vs. Saint Joseph's (12/13)

ALSTON GAME-BY-GAME

2015-16	MIN	FG-A	3PT-A	FT-A	OR	DR	TR	F	A	TO	BL	S	PTS
North Carolina	15	5-7	2-4	0-0	0	1	1	3	0	2	1	0	12
Minnesota	20	0-3	0-2	0-0	0	1	1	4	3	1	0	0	0
Butler	11	0-3	0-2	0-0	0	0	0	1	0	0	0	0	0
Utah	17	3-5	3-4	0-0	0	3	3	2	1	0	0	0	9
Delaware	14	2-5	2-5	0-0	0	0	0	0	0	0	0	0	6
FDU	20	1-3	1-3	0-0	1	1	2	3	1	1	0	0	3
Wisconsin	24	3-5	2-2	3-4	1	4	5	2	3	0	0	0	11
Penn	12	1-4	0-1	1-2	1	2	3	2	0	3	0	0	3
Saint Joseph's	30	1-7	0-4	0-0	1	2	3	2	3	0	0	0	2
Delaware State	14	1-5	0-3	0-0	0	0	0	1	2	0	0	0	2
Cincinnati	14	2-2	2-2	0-0	0	2	2	0	0	0	0	0	6
Houston	11	1-4	0-2	0-0	0	0	0	2	0	0	0	0	2
UConn	9	0-3	0-2	0-2	0	0	0	0	0	0	0	0	0
East Carolina	4	0-0	0-0	0-0	0	0	0	0	0	0	0	0	0
Memphis	15	0-2	0-1	0-0	0	1	1	0	1	0	0	0	0
Cincinnati	7	0-2	0-1	0-0	0	1	1	1	1	1	0	1	0
La Salle	4	0-0	0-0	0-0	0	0	0	1	0	0	0	1	0
SMU	4	0-0	0-0	0-0	0	1	1	0	1	0	0	1	0
East Carolina	7	1-2	1-2	0-0	0	3	3	0	0	1	0	0	3
USF	5	0-2	0-2	0-0	0	0	0	0	0	0	0	0	0
Tulsa	2	0-0	0-0	0-0	0	0	0	0	0	0	0	0	0
UCF	0+	0-0	0-0	0-0	0	0	0	0	0	0	0	0	0
UConn	DNP - Coaches Decision												
USF	4	0-0	0-0	0-0	0	0	0	0	0	0	0	0	0
Villanova													
Houston													
Tulsa													
UCF													
Memphis													
Tulane													

CAREER STATISTICS

SEASON	GP-GS	MIN-AVG	FG-FGA	PCT	3P-3PA	PCT	FT-FTA	PCT	OFF	DEF	TOT	AVG	PF-FO	A	TO	BLK	STL	PTS	AVG
2015-16	23-2	26:5-11.5	21-65	.323	13-42	.310	4-8	.500	4	22	26	1.1	25-0	17	8	1	3	59	2.6
TOTAL	23-2	26:5-11.5	21-65	.323	13-42	.310	4-8	.500	4	22	26	1.1	25-0	17	8	1	3	59	2.6

#15 JAYLEN BOND



SENIOR • FORWARD

6-8 • 240 • Philadelphia, Pa./Plymouth-Whitemarsh/Texas

NOTES ON BOND

2015-16 SEASON

- Has scored in double figures in 11 of 22 games played and has notched seven double-doubles to surpass his total of five from the 2014-15 season.
- Ranks sixth in The American with 8.4 rebounds per game.
- Notched his seventh double-double of the year in a win vs. USF (2/14)...Tied for team-high honors with 18 points while also tying his season high with 14 rebounds.
- Pulled down a game-high 13 rebounds in a win vs. UConn (2/11).
- Recorded double-double number six for the season with 13 points to go with a game-high 13 rebounds in an overtime win vs. Tulsa (2/4).
- Missed games vs. SMU (1/24) and at ECU (1/27) due to a lower back injury.
- Returned to action at USF (1/31), making 4-of-6 FG's (8 points) and grabbing

three boards in 24 minutes of action.

- Pulled down a team-high 12 rebounds in a double-overtime win vs. Cincinnati (1/16)...Scored the final points for the Owls in both OT periods.
- Added a season and game-high 14 rebounds to 14 points at Memphis (1/13), also blocking a season-high two shots and recording three steals.
- Led all players with 12 rebounds in a win vs. East Carolina (1/9), also scoring nine points and tying his season high with three assists.
- Tallied his 10th career double-double in a win at #23/24 UConn (1/5), hitting 5-of-7 from the field and scoring 11 points to go with a game-high 10 rebounds.
- Recorded second-straight double-double with 12 points and 10 rebounds in a win at Penn (12/9).
- Notched second double-double of the season with a team-best 12 points to go with a team-best 10 rebounds at Wisconsin (12/5).
- Hit 8-of-11 from the field on his way to 18 points in a win vs. FDU (12/2).
- Scored 11 points in the Owls' home opener win vs. Delaware (11/29).
- Recorded first double-double of the season with 13 points to go with 13 rebounds vs. #22/20 Butler (11/20).
- Led the team with 19 points on 8-of-13 shooting in a win vs. Minnesota (11/19) at the Puerto Rico Tip-Off.
- Pulled down team-high eight rebounds and recorded a game-high three steals against #1/1 North Carolina (11/13).
- Named team captain, the first solo team captain in Fran Dunphy's 10 years as Temple head coach.

2014-15 SEASON

- Made an immediate impact, leading the American Athletic Conference in rebounding (7.9 rpg.) while earning Second Team all-Philadelphia Big 5 honors and Honorable Mention All-American Athletic Conference.
- Placed fourth on the team in scoring (7.6 ppg.), second in steals (4.8) and third in blocked shots (2.6).
- Ranked sixth in conference in steals (1.4 spg.).
- Played in 35 games, starting final 29 contests.
- Led team with .445 field goal percentage.
- His 277 rebounds ranks 26th all-time on Temple single-season list.
- Tough interior defender whose presence in the paint credited as one of main factors in team's turnaround.
- Grabbed five or more rebounds in 31 of 35 games played, leading team 21 times.
- Career-highs of 21 points against UCF (1/4) and 18 rebounds against Delaware State (12/28) to set a Liacouras Center single-game record.
- Double figures in rebounds 11 times and points nine times while posting five double-doubles.
- Earned Big 5 Player of the Week on Jan. 5, the day after his 21-point, 14-rebound effort in win over UCF.
- Team was 8-1 when he scored in double-figures, lone loss came against Tulsa (16 pts, 14 rebs).
- Scored eight points and had game highs of 10 rebounds and three steals in win over #10/10 Kansas.

2013-14 SEASON

- Sat out due to NCAA transfer rules after transferring to Temple from Texas.

PRIOR TO TEMPLE

- Played in 54 games over two seasons at Texas, starting in seven.
- Missed 11 of the first 12 games due to injury his sophomore year, but went on to hit 21-of-42 from the field for the season.
- Fourth on the team with 4.6 rpg as a freshman.
- Scored a career-high 18 points and made it a double-double with a career-high 12 rebounds vs. Nicholls State in December of his freshman year.
- Played the final three years of his high school career at Plymouth-Whitemarsh in Plymouth Meeting, finishing with 1,641 points to rank second all-time.
- Named the Pennsylvania AAAA Player of the Year by *The Associated Press* as a senior and led his team to the Class 4A state semifinals.

SEASON HIGHS

Points:19 vs. Minnesota (11/19)
Rebounds:14 (2x, last vs. USF, 2/14)
Assists:3 (3x, last vs. Tulsa, 2/4)
Steals:4 vs. Houston (1/2)
Blocks:2 at Memphis (1/13)
Minutes:38 (2x, last vs. USF, 2/14)

CAREER HIGHS

Points:21 vs. UCF (1/4/15)
Rebounds:18 vs. Delaware State (12/28/14)
Assists:4 (2x, last vs. Cincinnati, 2/10/15)
Steals:5 vs. La Salle (12/6/14)
Blocks:3 (2x, last vs. UCF, 1/4/15)
Minutes:39 vs. Cincinnati (2/10/15)

BOND GAME-BY-GAME

2015-16	MIN	FG-A	3PT-A	FT-A	OR	DR	TR	F	A	TO	BL	S	PTS
North Carolina	30	1-8	0-2	0-0	2	6	8	2	1	1	0	3	2
Minnesota	32	8-13	1-1	2-5	3	5	8	2	2	2	0	0	19
Butler	35	6-16	0-1	1-2	9	4	13	3	1	1	1	0	13
Utah	13	2-7	0-2	0-0	1	4	5	5	0	1	0	0	4
Delaware	32	5-13	1-3	0-0	1	3	4	2	1	1	1	0	11
FDU	29	8-11	0-2	2-2	2	2	4	1	1	0	0	1	18
Wisconsin	31	6-13	0-1	0-0	4	6	10	3	0	1	0	0	12
Penn	27	6-10	0-1	0-0	2	8	10	4	0	2	0	3	12
Saint Joseph's	21	3-11	0-2	1-1	1	3	4	5	2	0	0	0	7
Delaware State	27	2-3	0-0	1-2	4	5	9	3	0	1	1	1	5
Cincinnati	27	3-6	0-0	1-4	2	4	6	3	3	0	0	0	7
Houston	31	3-7	0-2	0-0	2	4	6	1	2	3	1	4	6
UConn	30	5-7	1-1	0-3	4	6	10	3	0	0	1	0	11
East Carolina	38	4-8	0-2	1-2	4	8	12	2	3	1	0	2	9
Memphis	32	7-15	0-2	0-1	6	8	14	4	0	3	2	3	14
Cincinnati	36	4-17	0-1	1-3	9	3	12	4	0	1	0	0	9
La Salle	30	5-7	0-0	0-2	2	2	4	3	3	2	0	1	10
SMU													DNP - Injured
East Carolina													DNP - Injured
USF	24	4-6	0-0	0-0	1	2	3	4	0	2	0	1	8
Tulsa	28	5-11	0-0	3-4	5	8	13	4	3	1	0	1	13
UCF	12	1-7	0-0	0-0	0	2	2	4	1	1	0	0	2
UConn	36	4-14	0-1	0-1	6	7	13	2	2	1	1	1	8
USF	38	9-17	0-0	0-1	6	8	14	3	2	2	1	2	18
Villanova													
Houston													
Tulsa													
UCF													
Memphis													
Tulane													

CAREER STATISTICS (AT TEXAS)

SEASON	GP-GS	MIN-AVG	FG-FGA	PCT	3P-3PA	PCT	FT-FTA	PCT	OFF	DEF	TOT	AVG	PF-FO	A	TO	BLK	STL	PTS	AVG
2011-12	34-5	525-15.4	52-102	.510	0-2	.000	11-30	.367	60	97	157	4.1	76-3	11	17	14	20	115	3.4
2012-13	20-2	222-11.1	21-42	.500	1-5	.200	12-26	.462	27	36	63	3.1	40-2	2	11	7	6	55	2.8
TOTAL	54-7	747-13.8	73-144	.507	1-7	.143	23-56	.411	87	133	220	4.1	116-5	13	28	21	26	170	3.1

CAREER STATISTICS (AT TEMPLE)

SEASON	GP-GS	MIN-AVG	FG-FGA	PCT	3P-3PA	PCT	FT-FTA	PCT	OFF	DEF	TOT	AVG	PF-FO	A	TO	BLK	STL	PTS	AVG
2014-15	35-29	939-26.8	117-263	.445	10-47	.213	22-61	.361	116	161	277	7.9	105-2	32	34	26	48	266	7.6
2015-16	22-21	639-29.0	101-227	.445	3-24	.125	13-33	.394	76	108	184	8.4	67-2	27	27	9	23	218	9.9
TOTAL	57-50	1578-27.7	218-490	.445	13-71	.183	35-94	.372	192	269	461	8.1	172-4	59	61	35	71	484	8.5

#1 JOSH BROWN



JUNIOR • GUARD

6-3 • 185 • Newark, N.J./St. Anthony's

NOTES ON BROWN

2015-16 SEASON

- Ranks first in The American with an assist/turnover ratio of 3.3, first in minutes played at 36.0 and fourth with 4.7 assists per game.
- Recently scored in double figures in four straight games, the longest streak of his career, after only hitting the double-digit mark once in the first seven outings of the season...Has now scored in double digits in nine of the last 17 games.
- Tied his career high with nine assists to go with 11 points in a win vs. USF (2/14)...Also tied his career high with three steals in the game.

- Added six assists and three steals to nine points on 3-of-4 shooting in an overtime win vs. Tulsa (2/4)...Played all 45 minutes of the contest.
- Tied for the team lead with 12 points in a win vs. La Salle (1/20), adding a game-high four assists.
- Added seven assists to a season and team-high 15 points at Memphis (1/13)...Tied the game on a jumper with two seconds remaining, but a foul on Temple sent Memphis to the free throw line where the Tigers won, 67-65.
- Scored 12 points on 5-of-8 shooting from the field in a win vs. East Carolina (1/9), also dishing a game-high eight assists while recording zero turnovers.
- Hit a jumper with 2.6 seconds remaining to lift the Owls to a 55-53 road win at #23/24 UConn (1/5)...Finished with 11 points and five assists.
- Scored 11 points in a win at #22/23 Cincinnati, hitting 4-of-9 from the field.
- Hit a perfect 8-of-8 at the line on his way to scoring 14 points in a win vs. Delaware State (12/19).
- Named to the American Athletic Conference Weekly Honor Roll on Dec. 14.
- Notched his first career double-double with a career-high 12 rebounds to go with a season-high 13 points vs. Saint Joseph's (12/13).
- Tallied a career-high nine assists to go with 10 points and a six rebounds in a win at Penn (12/9)...Hit 4-of-4 free throws in the final seconds to seal the victory for Temple.
- Dished seven assists in the Owls' win vs. FDU (12/2) while also blocking a career-high four shots and grabbing six rebounds.
- Added a six rebounds to six assists in a win against Delaware (11/29).
- Scored 12 points vs. #22/20 Butler (11/20).
- Matched his then-career high in assists with six for a second game in a row in win vs. Minnesota (11/19) at the Puerto Rico Tip-Off.
- Tied then-career high with six assists in the season opener vs. #1/1 North Carolina (11/13).

2014-15 SEASON

- Top reserve on team.
- One of only three players to see action in all 37 games, starting twice.
- Leading scorer off the bench at 6.3 points per game.
- Ranked fifth on squad with 21.9 minutes per game.
- Led team in free throw percentage (.863) while ranking third in assists (57), fourth in steals (29) and fifth in scoring.
- Second on team with 1.63 assist-to-turnover ratio.
- Scored in double figures nine times with career-high 17 points in win over Louisiana Tech (11/17)...Shot six-of-nine from field in that contest and also grabbed seven rebounds.
- Pulled down career high of nine rebounds at Saint Joseph's (12/3).
- Started consecutive games vs. SMU (1/14) and at Cincinnati (1/17) in place of injured Will Cummings with season highs of 36 minutes and five assists against Bearcats.
- Made game-winning shot with 2.4 seconds to play in win at Memphis (2/7).
- Made all eight free throw attempts for 11 points in win over Penn (11/25) and hit seven of eight from line for 11 points in second round NIT win over George Washington (3/22).

2013-14 SEASON

- Played in 31 games as a freshman, making two starts (Cincinnati, La Salle).
- Key backcourt reserve, averaging 21.2 minutes, 2.7 points per game while dishing 51 assists (31 TOs) and recording 27 steals.
- Hit 4-of-4 at the line in the final 46 seconds vs. Rutgers (1/29) to help Temple seal the win
- Season-high 7 points and season-high 7 rebounds (also team-high) at UCF (1/4)
- Started and played 40 minutes at #19/23 Cincinnati (1/14), dishing a season-best six assists
- Season-high three steals vs. Memphis (1/11)
- Dished five assists in win over LIU Brooklyn (12/21)
- Scored in all but five games.

SEASON HIGHS

Points:15 at Memphis (1/13)
Rebounds:12 vs. Saint Joseph's (12/13)
Assists:9 (2x, last vs. USF, 2/14)
Steals:3 (2x, last vs. USF, 2/14)
Blocks:4 vs. FDU (12/2)
Minutes:47 vs. Cincinnati (1/16)

CAREER HIGHS

Points:17 vs. Louisiana Tech (11/17/14)
Rebounds:12 vs. Saint Joseph's (12/13/15)
Assists:9 (2x, last vs. USF, 2/14/16)
Steals:3 (8x, last vs. USF, 2/14/16)
Blocks:4 vs. FDU (12/2/15)
Minutes:47 vs. Cincinnati (1/16/16)

BROWN GAME-BY-GAME

2015-16	MIN	FG-A	3PT-A	FT-A	OR	DR	TR	F	A	TO	BL	S	PTS
North Carolina	31	2-7	1-5	0-0	0	2	2	0	6	2	0	1	5
Minnesota	25	0-4	0-2	4-6	1	4	5	4	6	0	1	1	4
Butler	35	4-10	2-3	2-2	1	2	3	2	0	0	1	1	12
Utah	34	3-6	1-2	0-0	0	2	2	4	2	2	0	1	7
Delaware	34	2-9	0-1	0-0	0	6	6	1	6	0	1	0	4
FDU	30	2-5	0-0	2-2	1	5	6	3	7	2	4	1	6
Wisconsin	30	2-7	1-1	0-0	0	1	1	1	4	4	1	0	5
Penn	38	2-4	1-2	5-7	1	5	6	1	9	1	0	0	10
Saint Joseph's	40	5-10	1-2	2-2	2	10	12	2	3	2	1	2	13
Delaware State	32	3-8	0-3	8-8	2	3	5	4	4	3	0	0	14
Cincinnati	34	4-9	1-5	2-3	0	5	5	2	3	2	0	3	11
Houston	31	2-10	1-3	0-0	1	0	1	3	0	1	0	0	5
UConn	37	3-7	1-2	4-5	1	4	5	3	5	2	0	2	11
East Carolina	39	5-8	2-5	0-0	0	6	6	3	8	0	0	1	12
Memphis	38	6-16	2-5	1-2	0	3	3	4	7	2	1	2	15
Cincinnati	47	2-9	0-2	0-2	0	7	7	1	5	2	0	1	4
La Salle	38	5-8	0-1	2-2	0	2	2	1	4	0	1	0	12
SMU	39	2-7	1-3	4-4	0	4	4	1	4	1	0	1	9
East Carolina	36	2-6	1-3	2-2	0	4	4	3	3	2	0	1	7
USF	38	2-5	1-3	0-3	0	4	4	3	4	0	1	1	5
Tulsa	45	3-4	1-1	2-4	0	2	2	3	6	4	1	3	9
UCF	40	3-6	0-2	0-0	0	7	7	0	4	0	0	2	6
UConn	39	0-5	0-2	0-0	1	4	5	2	4	1	0	1	0
USF	33	5-8	1-2	0-0	0	0	0	4	9	1	0	3	11
Villanova													
Houston													
Tulsa													
UCF													
Memphis													
Tulane													

CAREER STATISTICS

SEASON	GP-GS	MIN-AVG	FG-FGA	PCT	3P-3PA	PCT	FT-FTA	PCT	OFF	DEF	TOT	AVG	PF-FO	A	TO	BLK	STL	PTS	AVG
2013-14	31-2	658-21.2	32-101	.317	2-8	.250	17-28	.607	15	48	63	2.0	55-0	51	32	13	27	83	2.7
2014-15	37-2	809-21.9	74-186	.398	21-56	.375	63-73	.863	19	94	113	3.1	60-3	57	35	10	29	232	6.3
2015-16	24-24	863-36.0	69-178	.388	19-60	.317	40-54	.741	11	92	103	4.3	56-0	113	34	13	28	197	8.2
TOTAL	92-28	2330-25.3	175-465	.376	42-124	.339	120-155	.774	45	234	279	3.0	171-3	221	101	36	84	512	5.6

#34 DEVIN COLEMAN



SENIOR • GUARD

6-2 • 205 • Philadelphia, Pa./Friends' Central/Clemson

NOTES ON COLEMAN

2015-16 SEASON

- Named the American Athletic Conference Player of the Week on Jan. 25 after his 23-point performance in an upset of #8 SMU.
- Ranks 10th in The American with 2.0 3-point field goals made per game, and is tied for eighth in 3-point FG percentage (.395).
- Hit 3-of-6 3-pointers and finished with 11 points in a win vs. UConn (2/11).
- Hit a three-pointer from the corner with 2 seconds remaining to force overtime in an eventual win vs. Tulsa (2/4)...Finished with 10 points.
- Caught fire to lead Temple to an upset win over #8 SMU (1/24), hitting a

perfect 8-of-8 from the field including 7-of-7 from long range to finish with a career and game-high 23 points.

- His 7-of-7 three-pointers made vs. #8 SMU tied the school record for 3-point percentage in a game set by Pepe Sanchez on Feb. 16, 1997.

- Tied his career high and led the Owls with six rebounds in a win vs. La Salle (1/20), also scoring six points in the game.

- Scored 15 points off the bench in a double-overtime win vs. Cincinnati (1/16), hitting 5-of-11 from long range for a second time this season.

- Hit 5-of-11 three-pointers en route to scoring 17 points in a win vs. East Carolina (1/9)...Scored 11 of those points in a big second half for the Owls.

- Scored 14 points on 6-of-12 shooting in a win at #23/24 UConn (1/5), also tying his career high with six rebounds...Came off the bench for the first time this season but ended up playing a career-high 33 minutes.

- Hit 4-of-7 from long range in a win at #22/23 Cincinnati (12/29), including one trey in a key late-game run...Finished with 14 points in the game.

- Scored in double figures in the first three games to start the season and has done so in six games overall.

- Put up 15 points and tied career-high with six rebounds in win vs. Minnesota (11/19), hitting a trio of three-pointers.

- Put up a career and team-high 19 points in the season opener vs. #1/1 North Carolina

- (11/13), scoring 16 of those in the first half...Hit 5-of-11 from the field including 3-of-4 from long range, while also hitting 6-of-6 FT's.

2014-15 SEASON

- Transfer from Clemson who sat out first 10 games due to NCAA transfer rules.

- Played in all 27 games eligible to compete in with no starts.

- Averaged 3.6 points while playing 11.4 minutes per game.

- Scored in double figures three times with season high 14 points in win at UCF (1/28).

- Other double-digit point totals came against Tulsa (10 points, 1/10) and against George Washington (13 points, 3/22).

- In GW game, all of his points came in second half during key six-minute stretch...Made six-of-eight from field and also dished three assists in the NIT Second Round win.

- Made strong Temple debut, hitting two three pointers in his first 70 seconds of play at Delaware (12/18) and finished with nine points on three-of-six shooting from three-point range.

- Pulled down career-high six rebounds to go along with his eight points vs. Delaware State (12/28).

PRIOR TO TEMPLE

- Played in 33 games in a season and a half at Clemson, appearing in 23 as a freshman and 10 as a sophomore.

- Averaged 5.4 ppg in 2013-14 and 6.8 ppg in 2012-13.

- Scored 16 points vs. South Carolina State on Dec. 3, 2013 while playing a career-high 31 minutes.

- Is a product of nearby Friends' Central where he led his team to three straight state championships and was a two-time first team AA All-State selection.

SEASON HIGHS

Points:23 vs. SMU (1/24)
Rebounds:6 (3x, last vs. La Salle, 1/20)
Assists:3 (2x, last at East Carolina, 1/27)
Steals:2 vs. USF (2/14)
Blocks:1 (4x, last vs. East Carolina, 1/9)
Minutes:33 at UConn (1/5)

CAREER HIGHS

Points:23 vs. SMU (1/24/16)
Rebounds:6 (3x, last vs. La Salle, 1/20/16)
Assists:3 vs. UCF (1/4/15)
Steals:3 (2x, last vs. Davidson, 11/22/13)
Blocks:1 (six times)
Minutes:33 at UConn (1/5)

COLEMAN GAME-BY-GAME

2015-16	MIN	FG-A	3PT-A	FT-A	OR	DR	TR	F	A	TO	BL	S	PTS
North Carolina	21	5-11	3-4	6-6	1	2	3	1	0	0	0	1	19
Minnesota	32	4-12	3-8	4-4	2	4	6	3	1	0	0	1	15
Butler	32	4-10	1-4	1-1	0	2	2	2	3	1	1	0	10
Utah	26	2-10	1-6	0-0	2	3	5	0	0	1	0	0	5
Delaware	22	3-8	0-1	1-2	3	2	5	0	1	1	0	0	7
FDU	26	2-8	1-3	4-4	3	1	4	1	1	1	0	1	9
Wisconsin	28	3-8	1-3	0-0	1	1	2	2	0	1	0	1	7
Penn	21	1-6	1-3	0-2	0	1	1	1	1	0	0	0	3
Saint Joseph's	24	0-7	0-4	0-0	0	1	1	0	0	0	0	0	0
Delaware State	23	2-9	1-6	2-2	1	2	3	3	0	1	1	0	7
Cincinnati	29	5-11	4-7	0-0	1	1	2	2	0	0	1	0	14
Houston	27	3-10	1-5	0-0	1	0	1	0	2	0	0	0	7
UConn	33	6-12	2-4	0-0	2	4	6	1	1	1	0	0	14
East Carolina	32	6-13	5-11	0-0	0	2	2	0	2	1	1	1	17
Memphis	24	1-7	1-4	0-0	1	3	4	2	2	2	0	0	3
Cincinnati	32	5-11	5-10	0-0	1	3	4	0	2	2	0	0	15
La Salle	25	3-8	0-3	0-0	0	6	6	2	1	0	0	0	6
SMU	25	8-8	7-7	0-0	0	0	0	0	0	1	0	1	23
East Carolina	28	3-10	2-5	0-0	1	2	3	2	3	0	0	0	8
USF	19	1-7	1-4	0-0	0	1	1	2	1	0	0	0	3
Tulsa	33	4-14	2-8	0-2	0	1	1	2	2	1	0	1	10
UCF	23	3-8	2-4	1-3	1	4	5	1	0	1	0	0	9
UConn	26	4-7	3-6	0-0	0	1	1	1	1	1	0	0	11
USF	23	4-8	2-4	0-0	0	0	0	0	2	0	0	2	10
Villanova													
Houston													
Tulsa													
UCF													
Memphis													
Tulane													

CAREER STATISTICS (AT CLEMSON)

SEASON	GP-GS	MIN-AVG	FG-FGA	PCT	3P-3PA	PCT	FT-FTA	PCT	OFF	DEF	TOT	AVG	PF-FO	A	TO	BLK	STL	PTS	AVG
2011-12	22-0	219-10.0	23-64	.359	3-21	.143	8-11	.727	3	25	28	1.3	13-0	10	11	1	0	57	2.6
2013-14	10-1	110-11.0	19-41	.463	9-21	.429	7-8	.875	0	12	12	1.2	4-0	2	5	1	3	54	5.4
TOTAL	32-1	329-10.3	42-105	.400	12-42	.286	15-19	.789	3	37	40	1.3	17-0	12	16	2	12	111	3.5

CAREER STATISTICS (AT TEMPLE)

SEASON	GP-GS	MIN-AVG	FG-FGA	PCT	3P-3PA	PCT	FT-FTA	PCT	OFF	DEF	TOT	AVG	PF-FO	A	TO	BLK	STL	PTS	AVG
2014-15	27-0	309-11.4	37-105	.352	18-61	.295	4-14	.286	14	49	63	2.3	18-0	19	15	2	11	96	3.6
2015-16	24-12	634-26.4	82-223	.368	49-124	.395	19-26	.731	21	47	68	2.8	28-0	26	15	4	9	232	9.7
TOTAL	51-12	943-18.5	119-328	.363	67-185	.362	23-40	.575	35	96	131	2.6	46-0	45	30	6	20	328	6.4

#25 QUENTON DeCOSEY



SENIOR • GUARD

6-5 • 205 • Union, N.J./St. Joseph's-Metuchen

NOTES ON DeCOSEY

2015-16 SEASON

- Became the 51st player in program history to reach 1,000 career points early in the Owls' win vs. Minnesota (11/19), and has now amassed 1,386 points (tied for 29th all-time).
- Ranks third in The American with 16.6 points per game, third in minutes played per game (34.4), fifth in three-point field goal percentage (.412), fifth in free-throw percentage at .807, tied for 12th in steals per game (1.2), and 17th with 6.0 rebounds per game.
- Has scored in double figures in 22 of 24 games overall including the last 12 straight.
- Added a season-high six assists to 12 points in a win vs. USF (2/14).

- Led all players with 23 points in a come-from-behind win vs. UConn (2/11), hitting 7-of-7 free throws including 5-of-5 in the final minute.
- Hit 6-of-7 free throws en route to scoring 15 points in a win at UCF (2/6).
- Scored a team-high 21 points in an OT win vs. Tulsa (2/4), all of them coming in the second half and overtime, also grabbing seven boards and dishing four assists to tie his season high.
- Put up a career-high 30 points in a win at USF (1/16), making a career-best 14 free throws in 17 attempts while also hitting 4-of-7 shots from long range.
- Notched his third double-double of the season with 14 points to go with a game-high 11 rebounds at East Carolina (1/27).
- Put up 19 points, dished four assists and recorded three steals in an upset win vs. #8 SMU (1/24).
- Led all scorers with 22 points in a double-overtime win vs. Cincinnati (1/16).
- Tied career high with four steals at Memphis (1/13), also scoring 13 points and grabbing seven rebounds.
- Scored 24 points in a win vs. East Carolina (1/9), hitting 8-of-13 field goals including 5-of-8 three-pointers.
- Led the Owls with 15 points in a win at #23/24 UConn (1/5), hitting all three of his attempts from long range.
- Reached double figures in free throws made for a second game in a row in a win at #22/23 Cincinnati, hitting 10-of-11 from the stripe and scoring 19 points to lead the team.
- Made 12-of-15 free throws in a win vs. Delaware State (12/19), finishing with 20 points and making it his third career double-double with a game and career-high 12 rebounds.
- Hit 7-of-12 from the field, 2-of-3 from long range and 6-of-6 FT's en route to scoring a game-high 22 points in a win at Penn (12/9).
- Led Temple with 22 points on 7-of-11 FG shooting and 7-of-7 FT shooting in a win vs. FDU (12/2), also grabbing a game-high eight rebounds.
- Put up a team-high 14 points and tied for the team-high with five rebounds against #16/16 Utah (11/22).
- Scored the most points since 2014 in the Owls' Puerto-Rico Tip-Off loss to #22/20 Butler, putting up a game-high 24 and making it his second career double-double with 10 rebounds.
- Put up 12 points in a win vs. Minnesota (11/19).
- Scored 11 points in the season opener vs. #1/1 North Carolina (11/13).

2014-15 SEASON

- One of three players to play in all 37 games, tying for team lead with 35 starts.
- Second on team in scoring (12.3 ppg.), rebounding (4.6 rpg.), assists (8.1) and three-point field goals (51).
- Led team in three-point percentage (51-142, .359) and fourth in steals (31).
- Named Second Team all-Philadelphia Big 5.
- Scored in double figures 27 times and had streak of 11 consecutive double-digit games (11/17-12/18).
- Led team in scoring 11 times.
- Recorded first career double-double with game-high 21 points and season-best 11 rebounds in NIT Quarterfinal win over Louisiana Tech (3/25).
- Big 5 Player of the Week (12/8).
- Three 20-point scoring games with season-high 22 at Saint Joseph's (12/3).
- Huge game in American Athletic Conference Quarterfinal win over Memphis (3/13), scoring 14 points, grabbing team-high eight rebounds and dishing five assists.
- Made a three-pointer in 30 of 37 games.
- Only player to score in all 37 games.
- Attempted 73 more free throws than previous season, making nine attempts against Towson and UConn and was perfect eight of eight for team-high 18 points at #7/7 Villanova (12/14).
- Made career-high three blocked shots against #4/3 Duke (11/21).

2013-14 SEASON

- Played in 31 games, starting in all but one.
- Third on the team and eighth in The American with 15.4 ppg, and second on the team in three-pointers made (58).
- Scored in double figures in 27 of 31 games and did so in the first 17 straight.
- Points per game improvement over freshman year (13.5 ppg) ranked in the top 10 nationally.
- Scored a season-high 28 points in the final game of the year vs. UCF in The American Championships first round, also playing a career-high 49 minutes.
- Tallied 20 or more points five times.

2012-13 SEASON

- Played in 28 games with one start.
- Averaged 1.9 ppg and 1.1 rpg while playing 7.0 minutes per game.
- Lone double-figure scoring game was against #2/2 Duke, scoring a team-high 13 points on 5-of-6 shooting (3-of-3 from 3-pt range) in 18 minutes.

SEASON HIGHS

Points:30 at USF (1/31)
Rebounds:12 vs. Delaware State (12/19)
Assists:6 vs. USF (2/14)
Steals:4 at Memphis (11/13)
Blocks:2 at Wisconsin (12/5)
Minutes:46 vs. Cincinnati (1/16)

CAREER HIGHS

Points:30 at USF (1/31/16)
Rebounds:12 vs. Delaware State (12/19/15)
Assists:7 vs. Texas (12/7/13)
Steals:4 (2x, last at Memphis, 1/13/16)
Blocks:3 vs. Duke (11/21/14)
Minutes:49 vs. UCF (3/12/14)


DeCOSEY GAME-BY-GAME

2015-16	MIN	FG-A	3PT-A	FT-A	OR	DR	TR	F	A	TO	BL	S	PTS
North Carolina	29	5-13	1-3	0-3	0	3	3	2	3	2	0	0	11
Minnesota	23	4-6	2-3	2-2	0	2	2	2	3	5	0	0	12
Butler	33	9-16	2-4	4-4	4	6	10	3	4	2	0	0	24
Utah	29	4-10	2-4	4-4	1	4	5	2	2	2	0	0	14
Delaware	29	2-6	1-3	5-6	1	7	8	1	3	1	0	1	10
FDU	30	7-11	1-2	7-7	1	7	8	2	1	4	0	2	22
Wisconsin	18	1-6	1-3	0-0	0	5	5	3	3	1	2	1	3
Penn	35	7-12	2-3	6-6	2	4	6	2	1	2	0	1	22
Saint Joseph's	43	4-15	0-2	5-6	1	6	7	1	1	2	0	1	13
Delaware State	34	4-14	0-4	12-15	4	8	12	2	1	1	0	1	20
Cincinnati	37	4-7	1-3	10-11	1	3	4	1	2	3	1	1	19
Houston	33	4-8	0-3	1-1	3	3	6	2	1	2	1	1	9
UConn	36	6-14	3-3	0-2	2	3	5	1	2	3	0	1	15
East Carolina	36	8-13	5-8	3-4	0	2	2	1	4	3	0	1	24
Memphis	36	5-15	0-1	3-5	2	5	7	2	1	4	1	4	13
Cincinnati	46	9-20	1-5	3-5	1	4	5	3	2	1	1	3	22
La Salle	35	4-8	1-2	3-3	1	4	5	2	3	2	0	2	12
SMU	37	5-13	2-7	7-10	0	5	5	2	4	3	0	3	19
East Carolina	34	6-12	2-4	0-0	2	9	11	2	3	4	1	1	14
USF	40	6-11	4-7	14-17	1	6	7	2	2	0	1	2	30
Tulsa	40	6-15	3-8	6-8	1	6	7	1	4	1	0	1	21
UCF	38	4-11	1-5	6-7	0	4	4	3	1	2	0	0	15
UConn	38	7-15	2-4	7-7	2	2	4	0	3	1	0	0	23
USF	36	4-10	3-6	1-2	1	5	6	1	6	2	0	1	12
Villanova													
Houston													
Tulsa													
UCF													
Memphis													
Tulane													

CAREER STATISTICS

SEASON	GP-GS	MIN-AVG	FG-FGA	PCT	3P-3PA	PCT	FT-FTA	PCT	OFF	DEF	TOT	AVG	PF-FO	A	TO	BLK	STL	PTS	AVG
2012-13	28-1	195-7.0	18-54	.333	8-25	.320	9-17	.529	7	24	31	1.1	13-0	12	12	0	4	53	1.9
2013-14	31-30	1128-36.4	174-420	.414	58-173	.335	72-109	.661	24	96	120	3.9	56-0	73	55	7	32	478	15.4
2014-15	37-35	1109-30.0	143-379	.377	51-142	.359	119-177	.672	37	132	169	4.6	70-0	81	66	12	31	456	12.3
2015-16	24-24	825-34.4	125-281	.445	40-97	.412	109-135	.807	31	113	144	6.0	43-0	60	53	8	28	399	16.6
TOTAL	120-90	3257-27.1	460-1134	.406	157-437	.359	309-438	.705	99	365	464	3.9	182-0	226	186	27	95	1386	11.6

#4 DANIEL DINGLE



REDSHIRT JUNIOR • GUARD/FORWARD 6-7 • 235 • Bronx, N.Y./St. Raymond's

NOTES ON DINGLE

2015-16 SEASON

- Had a career-high 15-point effort in a come-from-behind win vs. UConn (2/11), scoring four second-half three-pointers (4-of-5 overall) to lead the Owls in a huge closing run.
- Made his third start of the season in an OT win vs. Tulsa (2/4), adding seven rebounds to seven points in a season-high 27 minutes of action.
- Came off the bench to tie his career high with 14 points in an upset win vs. #8 SMU (1/24)...Hit 4-of-5 from the field including two three-pointers, and 4-of-6 free throws, all in just 16 minutes of action.

- Made his first start of the season in a win at #23/24 UConn (1/5)...Started for a second time vs. Cincinnati (1/16).
- Scored a career high 14 points in just 20 minutes of action off the bench in a win at #22/23 Cincinnati (12/29)...Hit 6-of-10 from the field including 2-of-3 from long range, one of which came in a key late-game run.
- Came off the bench to hit 3-of-5 from the field en route to seven points in a win vs. Delaware (11/29).
- Tied career-high with five assists vs. #16/16 Utah (11/22), recording all five as a spark off the bench in the second half along with five points.
- Scored six points and grabbed three rebounds in 22 minutes off the bench against #1/1 North Carolina (11/13).

2014-15 SEASON

- Played in 36 games, starting 12 times after recovering from meniscus tear suffered previous season.
- Averaged 3.6 points, 2.6 rebounds and 16.5 minutes per game.
- Fourth on team with 39 assists.
- Started first 11 games of the season.
- Three double-figure scoring games came over first 11 contests - all for 11 points (American, Louisiana Tech, Towson).
- Career-high 38 minutes in opener vs. American, one of five 30-plus minute games on season.
- Grabbed career-high nine rebounds over 21 minutes in win over East Carolina (2/14).
- Only Owl to hit three-pointer against #4/3 Duke, keeping team's 500-plus game streak alive.
- Returned to his high school, St. Raymond's, on Jan. 25 to have his Temple jersey hung in the gym...He is one of 36 former St. Raymond's players to go on and play at Division I schools and his jersey joins his brother's, Dana Dingle (UMass, '92-'96).

2013-14 SEASON

- Granted medical redshirt after tearing meniscus in his right knee during practice on Dec. 29.
- Played in 10 games prior to the injury, starting twice, and was the top reserve averaging 6.7 points and tied for the team lead with 11 blocks.
- Scored a career-high 13 points vs. Texas Southern (12/18), hitting 5-of-7 field goals.
- Scored 12 points and blocked a career-high three shots while playing in front of hometown fans in start vs. LIU Brooklyn (12/21).

2012-13 SEASON

- Preseason All-Atlantic 10 Rookie Team
- Played in 10 games with season-highs of seven points and 17 mins at Fordham.

SEASON HIGHS

Points:15 vs. UConn (2/11)
Rebounds:6 at Memphis (1/13)
Assists:5 vs. Utah (11/22)
Steals:2 at East Carolina (1/27)
Blocks:2 (2x, last vs. Butler, 11/20)
Minutes:30 vs. UConn (2/11)

CAREER HIGHS

Points:15 vs. UConn (2/11/16)
Rebounds:9 vs. East Carolina (2/14/15)
Assists:5 (3x, last vs. Utah, 11/22/15)
Steals:2 (2x, last at East Carolina, 1/27)
Blocks:3 vs. LIU Brooklyn (12/21/13)
Minutes:38 vs. American (11/14/14)

DINGLE GAME-BY-GAME

2015-16	MIN	FG-A	3PT-A	FT-A	OR	DR	TR	F	A	TO	BL	S	PTS
North Carolina	22	1-2	0-1	4-7	1	2	3	3	1	1	2	0	6
Minnesota	12	0-4	0-1	0-0	1	0	1	2	2	0	0	0	0
Butler	4	0-2	0-1	0-0	0	0	0	0	1	0	2	0	0
Utah	18	2-4	1-3	0-2	2	2	4	4	5	0	0	1	5
Delaware	17	3-5	1-3	0-2	2	1	3	2	1	2	1	1	7
FDU	20	0-1	0-1	2-4	1	3	4	2	3	0	0	0	2
Wisconsin	16	0-2	0-1	2-2	0	0	0	1	0	0	0	0	2
Penn	20	2-4	0-1	0-1	1	1	2	2	0	0	0	1	4
Saint Joseph's	19	2-3	0-0	0-2	0	0	0	2	1	0	0	0	4
Delaware State	25	2-6	0-3	2-3	2	2	4	0	3	1	0	0	6
Cincinnati	20	6-10	2-3	0-0	4	1	5	1	2	0	1	1	14
Houston	15	1-1	0-0	1-2	0	1	1	3	0	4	0	0	3
UConn	20	0-3	0-2	0-0	0	3	3	3	1	2	0	0	0
East Carolina	13	1-2	0-1	0-0	1	2	3	1	0	1	0	0	2
Memphis	21	2-7	0-3	1-1	1	5	6	3	1	1	0	0	5
Cincinnati	28	1-6	0-1	1-1	1	2	3	1	2	1	0	0	3
La Salle	20	1-4	0-0	0-0	2	2	4	3	0	0	0	0	2
SMU	16	4-5	2-3	4-6	0	3	3	4	2	3	1	1	14
East Carolina	17	0-5	0-1	1-2	0	0	0	1	2	1	0	2	1
USF	9	0-0	0-0	0-0	0	1	1	1	1	0	0	0	0
Tulsa	27	2-4	1-3	2-2	1	6	7	1	1	2	1	0	7
UCF	18	0-3	0-1	0-0	0	1	1	3	1	1	0	0	0
UConn	30	5-11	4-5	1-3	1	3	4	0	1	2	1	0	15
USF	30	1-4	0-2	2-2	2	0	2	2	2	1	0	1	4
Villanova													
Houston													
Tulsa													
UCF													
Memphis													
Tulane													

CAREER STATISTICS

SEASON	GP-GS	MIN-AVG	FG-FGA	PCT	3P-3PA	PCT	FT-FTA	PCT	OFF	DEF	TOT	AVG	PF-FO	A	TO	BLK	STL	PTS	AVG
2012-13	10-0	38-3.8	4-11	.364	1-3	.333	4-8	.500	2	5	7	0.7	2-0	1	1	0	0	13	1.3
2013-14	10-2	203-20.3	22-48	.458	7-21	.333	16-30	.533	9	14	23	2.3	24-1	19	9	11	3	67	6.7
2014-15	36-12	593-16.5	43-133	.323	17-77	.221	27-47	.574	29	65	94	2.6	55-2	39	33	10	11	130	3.6
2015-16	24-6	457-19.0	36-98	.367	11-40	.275	23-42	.548	23	41	64	2.7	45-0	33	23	9	8	106	4.4
TOTAL	80-20	1291-16.1	105-290	.362	36-141	.255	70-127	.551	63	125	188	2.4	126-3	92	66	30	22	316	4.0

#0 OBI ENECHIONYA



SOPHOMORE • FORWARD

6-9 • 220 • Springfield, Va./St. James (MD) School

NOTES ON ENECHIONYA

2015-16 SEASON

- Ranks 13th in The American in three-point field goal percentage (.379).
- Tied for team-high honors with 18 points in a win vs. USF (2/14), hitting three shots from long range (3-of-8).
- Scored 14 points on 6-of-13 shooting in a win at UCF (2/6), marking his fourth straight game in double figures.
- Hit 7-of-12 from the field including 3-of-5 three-pointers in an overtime win vs. Tulsa (2/4), finishing with 17 points.
- Scored 13 points on 4-of-9 FG shooting in a win at USF (1/31).

- Tied for game-high honors with 18 points at East Carolina (1/27), hitting 3-of-6 from behind the arc.
- Scored 10 points off the bench in a win vs. East Carolina (1/9).
- Scored a career and game-high 25 points and recorded his first career double-double by adding a career-best 13 rebounds vs. Saint Joseph's (12/13). Hit 8-of-14 from the field including 4-of-7 from long range.
- Hit 4-of-7 from the field and scored 11 points in a win at Penn (12/9).
- Led the Owls to a win vs. Delaware in their home opener (11/29), hitting 6-of-8 from the field including 4-of-6 from long range on his way to a team-high 16 points.
- Second-leading scorer with 13 points vs. #16/16 Utah (11/22).
- Scored 14 points in his season debut, a win vs. Minnesota (11/19), hitting 3-of-5 from long range while also grabbing five boards
- Missed the season opener vs. #1/1 North Carolina (11/13) due to an ankle injury.

2014-15 SEASON

- Played in 34 games, starting four times in impressive freshman season.
- Averaged 5.3 points per game, sixth-best on team, while playing 18.7 minutes per contest.
- Led team in blocked shots with 45, while his 1.3 blocks per game was ninth best in the conference.
- Saved best game for his last, setting career highs in points (17), blocks (5) and minutes (27) while matching his best rebound total (8) in NIT Semifinals against Miami.
- Grabbed eight rebounds in win over #10/10 Kansas.
- Had four double figure scoring games on season.
- Named American Athletic Conference Rookie of the Week (2/2), only Owl to earn accolade in three years in league.
- Scored 14 points on six-of-eight shooting from floor at Cincinnati (1/17) and tallied 12 points vs. Tulane (1/31) and 10 against Towson (12/10).
- Helped seal win over Memphis (3/13) in conference quarterfinals with nine points, including five in last 40 seconds of play.

HIGH SCHOOL CAREER

- Averaged 15 points, 11 rebounds and three blocks as a senior while leading St. James School to a 22-5 record.
- Twice named *Herald-Mail* Player of the Year.
- Three time all-MAC honoree.
- Played AAU ball for Washington D.C.'s Team Takeover, also the former AAU team of Victor Oladipo, the second pick in the 2013 NBA Draft.
- Was a consensus Top 100 prospect in his senior year.

SEASON HIGHS

Points:25 vs. Saint Joseph's (12/13)
Rebounds:13 vs. Saint Joseph's (12/13)
Assists:2 (3x, last vs. La Salle, 1/20)
Steals:2 vs. Utah (11/22)
Blocks:3 at Memphis (1/13)
Minutes:41 vs. Saint Joseph's (12/13)

CAREER HIGHS

Points:25 vs. Saint Joseph's (12/13/15)
Rebounds:13 vs. Saint Joseph's (12/13/15)
Assists:2 (3x, last vs. La Salle, 1/20/16)
Steals:2 (2x, last vs. Towson, 12/10/14)
Blocks:5 vs. Miami (FL) (3/31/15)
Minutes:41 vs. Saint Joseph's (12/13/15)

ENECHIONYA GAME-BY-GAME

2015-16	MIN	FG-A	3PT-A	FT-A	OR	DR	TR	F	A	TO	BL	S	PTS
North Carolina													
Minnesota	27	4-10	3-5	3-4	2	3	5	4	0	1	0	0	14
Butler	24	2-7	1-5	0-0	0	1	1	3	0	1	1	0	5
Utah	26	5-11	1-3	2-3	0	1	1	5	1	0	0	2	13
Delaware	23	6-8	4-6	0-0	1	5	6	2	0	0	2	0	16
FDU	16	2-4	0-2	3-4	0	1	1	3	2	2	0	0	7
Wisconsin	18	1-4	0-2	0-0	0	1	1	4	0	0	1	0	2
Penn	21	4-7	2-4	1-1	0	1	1	2	1	2	0	1	11
Saint Joseph's	41	8-14	4-7	5-7	1	12	13	3	0	1	0	0	25
Delaware State	12	2-6	2-4	0-0	0	1	1	4	0	0	0	0	6
Cincinnati	21	0-5	0-2	2-4	2	1	3	2	2	1	1	0	2
Houston	18	3-8	1-4	2-2	3	2	5	3	0	2	1	0	9
UConn	17	1-4	0-1	0-0	0	2	2	3	0	0	1	1	2
East Carolina	20	3-8	1-4	3-3	3	0	3	2	1	1	1	0	10
Memphis	19	3-7	2-4	0-0	0	1	1	2	0	0	3	0	8
Cincinnati	20	1-6	0-3	0-1	0	2	2	4	1	0	1	1	2
La Salle	16	1-3	1-2	1-2	0	2	2	1	2	1	2	1	4
SMU	19	2-7	1-3	3-6	1	2	3	4	0	0	0	0	8
East Carolina	33	6-15	3-6	3-4	3	2	5	2	0	2	2	0	18
USF	33	4-9	2-5	3-4	1	4	5	2	0	0	0	1	13
Tulsa	23	7-12	3-5	0-1	0	4	4	3	0	1	2	0	17
UCF	31	6-13	2-7	0-0	0	2	2	3	1	0	2	0	14
UConn	25	1-5	0-3	0-0	1	3	4	2	0	2	1	0	2
USF	27	7-16	3-8	1-1	0	1	1	1	0	0	0	1	18
Villanova													
Houston													
Tulsa													
UCF													
Memphis													
Tulane													

CAREER STATISTICS

SEASON	GP-GS	MIN-AVG	FG-FGA	PCT	3P-3PA	PCT	FT-FTA	PCT	OFF	DEF	TOT	AVG	PF-FO	A	TO	BLK	STL	PTS	AVG
2014-15	34-4	635-18.7	66-147	.449	12-43	.279	37-47	.787	45	79	124	3.6	81-2	14	17	45	11	181	5.3
2015-16	23-17	530-23.0	79-189	.418	36-95	.379	32-47	.681	18	54	72	3.1	64-1	11	17	21	8	226	9.8
TOTAL	57-21	1165-20.4	145-336	.432	48-138	.348	69-94	.734	63	133	196	3.4	145-3	25	34	66	19	407	7.1

#11 TREY LOWE



FRESHMAN • GUARD
6-6 • 165 • Ewing, N.J./Ewing

NOTES ON LOWE

- 2015-16 SEASON**
- Scored in the first eight games to start the season and is averaging 4.5 points per game off the bench to rank sixth on the team.
 - Recently started in four straight games, the last at USF (1/31), scoring a season-high 11 points on 4-of-9 field goal shooting and dishing a season-best three assists.
 - Started and played a season-high 22 minutes in an upset win vs. #8 SMU (1/24), scoring eight points and tallying a season-high three steals.
 - Started for the second time in a win vs. La Salle (1/20), scoring eight points,

SEASON HIGHS

Points:11 at USF (1/31)
Rebounds:4 vs. Minnesota (11/19)
Assists:3 at USF (1/31)
Steals:3 vs. SMU (1/24)
Blocks:1 vs. SMU (1/24)
Minutes:22 vs. SMU (1/24)

- all in the first half.
- Made first career start vs. East Carolina (1/9).
 - Hit 4-of-7 from the field and finished with nine points and two steals in a win vs. Delaware State (12/19).
 - Recorded his first collegiate double-digit scoring game at Wisconsin (12/5), hitting 3-of-6 from the field and 2-of-2 at the line for 10 points.
 - Scored nine points, hitting 4-of-5 free throws in a win vs. Minnesota (11/19).
 - Put up eight points in 19 minutes of action in his collegiate debut vs. #1/1 North Carolina (11/13), hitting a pair of three-pointers back-to-back in the second half.

HIGH SCHOOL CAREER

- First Team All-State as a senior, Second Team All-State as a junior.
- Colonial Valley Conference's all-time leading scorer when he surpassed Princeton High Class of 1994 grad Bram Reynolds' career scoring record in the first game of senior season.
- His 2,492 points make him the second highest-scoring boys player in Mercer County high school basketball (Ron Payton, Hun school '78, 2,624 points).
- Averaged 24.9 points, 9.3 rebounds, 4.6 assists and 2.9 steals per game for Ewing as a senior.
- Third-leading scorer in the state of New Jersey as a junior, averaging 27.8 points, 3.6 assists and 2.3 steals per game in leading Ewing to a 27-5 record and the Group 3 state championship game.
- As a sophomore, he tallied 22.9 points per game.
- 2014 *The Trentonian* Sportsman of the Year.

LOWE GAME-BY-GAME

2015-16	MIN	FG-A	3PT-A	FT-A	OR	DR	TR	F	A	TO	BL	S	PTS
North Carolina	19	3-9	2-6	0-0	2	1	3	0	2	0	0	0	8
Minnesota	16	2-6	1-1	4-5	2	2	4	2	0	1	0	1	9
Butler	13	1-5	1-1	0-0	1	0	1	1	0	0	0	0	3
Utah	18	3-6	0-2	0-0	0	1	1	1	0	0	0	1	6
Delaware	19	3-9	0-5	2-2	2	1	3	1	1	0	0	2	8
FDU	16	3-8	1-6	1-1	1	1	2	2	1	1	0	0	8
Wisconsin	21	3-6	2-4	2-2	0	1	1	0	0	0	0	1	10
Penn	14	2-2	0-0	0-0	1	1	2	0	1	1	0	0	4
Saint Joseph's	2	0-0	0-0	0-0	0	0	0	0	0	0	0	0	0
Delaware State	16	4-7	1-3	0-0	0	1	1	1	0	2	0	2	9
Cincinnati	3	0-0	0-0	0-0	0	0	0	0	0	0	0	0	0
Houston	15	2-5	0-3	0-0	1	1	2	0	0	0	0	0	4
UConn	5	0-2	0-2	0-0	0	1	1	0	0	0	0	0	0
East Carolina	8	0-3	0-2	0-0	0	0	0	0	0	0	0	0	0
Memphis	4	1-1	1-1	0-0	0	0	0	0	0	0	0	0	3
Cincinnati	3	0-0	0-0	0-0	0	0	0	0	0	0	1	0	0
La Salle	14	3-7	1-1	1-1	0	2	2	0	2	1	0	1	8
SMU	22	4-10	0-3	0-0	1	4	5	0	0	0	1	3	8
East Carolina	15	0-4	0-2	0-0	0	1	1	2	2	1	0	0	0
USF	19	4-9	1-4	2-3	1	0	1	2	3	1	0	1	11
Tulsa	17	1-5	1-5	1-2	1	2	3	1	1	0	0	0	4
UCF	11	0-1	0-1	0-0	0	1	1	0	2	0	0	0	0
UConn	6	2-3	0-1	0-0	1	1	2	1	0	1	0	0	4
USF	4	1-3	0-2	0-0	2	0	2	0	0	0	0	0	2
Villanova													
Houston													
Tulsa													
UCF													
Memphis													
Tulane													

CAREER STATISTICS

SEASON	GP-GS	MIN-AVG	FG-FGA	PCT	3P-3PA	PCT	FT-FTA	PCT	OFF	DEF	TOT	AVG	PF-FO	A	TO	BLK	STL	PTS	AVG
2015-16	24-5	300-12.5	42-111	.378	12-55	.218	13-16	.813	16	22	38	1.6	13-0	15	10	1	12	109	4.5
TOTAL	24-5	300-12.5	42-111	.378	12-55	.218	13-16	.813	16	22	38	1.6	13-0	15	10	1	12	109	4.5

#22 MIKE ROBBINS



JUNIOR • GUARD
6-4 • 185 • Wynnewood, Pa./Lower Merion

NOTES ON ROBBINS

- 2015-16 SEASON**
- Scored his first points of the season against Houston (1/2), hitting 2-of-3 at the free throw line in three minutes of action...Also recorded the first block of his career.
 - Suffered concussion during Nov. 28 practice and missed three games.
 - Played one minute against top-ranked North Carolina in season opener (11/13).

2014-15 SEASON

- Earned spot on team as a walk-on.
- Played in eight games for total of 11 minutes.
- Scored a season-high four points including hitting his only attempt from long range in win vs. USF (1/22).
- Dished an assist and pulled down a rebound in two minutes of action at Cincinnati (1/17).
- Recorded an assist and a steal in win at Delaware (12/18).

PRIOR TO TEMPLE

- Three-year varsity player at Lower Merion High School and team co-captain as a senior.
- Helped lead the Aces to a 28-4 record in his final season despite an injury that sidelined him for part of the year.
- Scored 16 points in the state semifinals, shooting 8-of-9 from the field in a win over Cathedral Prep...Led his team in scoring in the title game, but the Aces fell short in a loss to Chester.

SEASON HIGHS

Points:2 vs. Houston (1/2)
Rebounds:0
Assists:0
Steals:0
Blocks:1 vs. Houston (1/2)
Minutes:3 vs. Houston (1/2)

CAREER HIGHS

Points:4 vs. USF (1/22)
Rebounds:1 (3x, last at UCF, 1/28)
Assists:1 (2x, last at Cincinnati, 1/17)
Steals:1 at Delaware (12/18)
Blocks:1 vs. Houston (1/2/16)
Minutes:3 vs. Houston (1/2/16)

ROBBINS GAME-BY-GAME

2015-16	MIN	FG-A	3P-A	FT-A	OR	DR	TR	F	A	TO	BL	S	PTS
North Carolina	1	0-0	0-0	0-0	0	0	0	0	0	0	0	0	0
Minnesota				DNP - Coaches Decision									
Butler				DNP - Coaches Decision									
Utah				DNP - Coaches Decision									
Delaware				DNP - Injured									
FDU				DNP - Injured									
Wisconsin				DNP - Injured									
Penn				DNP - Coaches Decision									
Saint Joseph's				DNP - Coaches Decision									
Delaware State				DNP - Coaches Decision									
Cincinnati				DNP - Coaches Decision									
Houston	3	0-1	0-0	2-3	0	0	0	0	0	0	1	0	2
UConn				DNP - Coaches Decision									
East Carolina				DNP - Coaches Decision									
Memphis				DNP - Coaches Decision									
Cincinnati				DNP - Coaches Decision									
La Salle				DNP - Coaches Decision									
SMU				DNP - Coaches Decision									
East Carolina				DNP - Coaches Decision									
USF				DNP - Coaches Decision									
Tulsa				DNP - Coaches Decision									
UCF				DNP - Coaches Decision									
UConn				DNP - Coaches Decision									
USF				DNP - Coaches Decision									
Villanova													
Houston													
Tulsa													
UCF													
Memphis													
Tulane													

CAREER STATISTICS

SEASON	GP-GS	MIN-AVG	FG-FGA	PCT	3P-3PA	PCT	FT-FTA	PCT	OFF	DEF	TOT	AVG	PF-FO	A	TO	BLK	STL	PTS	AVG
2014-15	8-0	11-1.4	1-3	.333	1-2	.500	1-2	.500	1	2	3	0.4	1-0	2	1	0	1	4	0.5
2015-16	2-0	4-2.0	0-1	.000	0-0	.000	2-3	.667	0	0	0	0.0	0-0	0	0	1	0	2	1.0
TOTAL	10-0	15-1.5	1-4	.250	1-2	.500	3-5	.600	1	2	3	0.3	1-0	2	1	1	1	6	0.6

#23 DEVONTAE WATSON



SENIOR • FORWARD/CENTER

6-11 • 215 • Ambridge, Pa./Lincoln Park Charter

NOTES ON WATSON

2015-16 SEASON

- Tied his season high with three boards in a season-high 11 minutes of action in a win at UCF (2/6).
- Made his first appearance in almost two months coming off the bench for 10 minutes in an upset win vs. #8 SMU (1/24)...Grabbed a season-high three rebounds.
- Started against #1/1 North Carolina (11/13), but played just seven minutes (0 points) due to foul trouble.

2014-15 SEASON

- One of three Owls to play in all 37 games, making 30 starts.
- Averaged 2.7 points, 3.2 rebounds and 1.0 blocks per game (2nd on team) while playing 14.1 minutes per contest.
- Shot 46 percent from the field (46-100).
- Season highs of nine points and nine rebounds in win at UCF (1/28).
- Also had season high nine points against Cincinnati (2/10) and Louisiana Tech (3/25), both wins, and grabbed a season-high nine rebounds in win at Memphis (2/7).
- Made all four of shot attempts against Louisiana Tech helping team advance to NIT Semifinals.
- Matched career high with four blocked shots against Delaware State and UCF (1/4).

2013-14 SEASON

- Played in all 31 games, making 17 starts.
- Notched first career double-double with a career-high 11 points to go with a career-high 11 rebounds at Houston.
- Led the team with 34 blocks, and his 1.1 bpg average was 14th in The American.
- Started in 16 of the final 17 games and shot 48 percent from the field (24-of-50) in that stretch.

2012-13 SEASON

- Played in six games, totaling 12 minutes.
- Season highs of four points, four rebounds and three blocks in six minutes vs. Alcorn State.

SEASON HIGHS

Points:0
Rebounds:3 (2x, last at UCF, 2/6)
Assists:0
Steals:1 at UCF (2/6)
Blocks:1 at UCF (2/6)
Minutes:11 at UCF (2/6)

CAREER HIGHS

Points:11 at Houston (2/9/14)
Rebounds:11 at Houston (2/9/14)
Assists:3 at Louisville (2/27/14)
Steals:3 at Memphis (2/22/14)
Blocks:4 (4x, last vs. UCF, 1/4/15)
Minutes:38 at Memphis (2/22/14)

WATSON GAME-BY-GAME

2015-16	MIN	FG-A	3PT-A	FT-A	OR	DR	TR	F	A	TO	BL	S	PTS
North Carolina	7	0-1	0-0	0-0	0	0	0	3	0	0	0	0	0
Minnesota	9	0-1	0-0	0-0	0	1	1	1	0	1	0	0	0
Butler													
Utah	3	0-0	0-0	0-0	0	0	0	1	0	0	0	0	0
Delaware	1	0-0	0-0	0-0	1	1	2	0	0	0	0	0	0
FDU													
Wisconsin													
Penn													
Saint Joseph's													
Delaware State													
Cincinnati													
Houston													
UConn													
East Carolina													
Memphis													
Cincinnati													
La Salle													
SMU	10	0-0	0-0	0-0	0	3	3	2	0	0	0	0	0
East Carolina													
USF													
Tulsa													
UCF	11	0-1	0-0	0-0	1	2	3	2	0	1	1	1	0
UConn													
USF													
Villanova													
Houston													
Tulsa													
UCF													
Memphis													
Tulane													

CAREER STATISTICS

SEASON	GP-GS	MIN-AVG	FG-FGA	PCT	3P-3PA	PCT	FT-FTA	PCT	OFF	DEF	TOT	AVG	PF-FO	A	TO	BLK	STL	PTS	AVG
2012-13	6-0	12-2.0	4-6	.667	0-0	.000	1-2	.500	3	3	6	1.0	0-0	0	3	4	0	9	1.5
2013-14	31-17	423-13.6	32-72	.444	0-0	.000	13-26	.500	37	77	114	3.7	66-0	8	16	34	10	77	2.5
2014-15	37-30	520-14.1	46-100	.460	0-0	.000	9-19	.474	30	89	119	3.2	62-0	1	11	37	9	101	2.7
2015-16	6-2	41-6.8	0-3	.000	0-0	.000	0-0	.000	2	7	9	1.5	9-0	0	2	1	1	0	0.0
TOTAL	80-49	996-12.5	82-181	.453	0-0	.000	23-47	.489	72	176	248	3.1	137-0	9	32	76	20	187	2.3

#10 MARK WILLIAMS



JUNIOR • FORWARD

6-8 • 240 • Cleveland, Ohio/Montrose Christian

NOTES ON WILLIAMS

2015-16 SEASON

- Led the Owls to a narrow win at UCF (2/6), scoring a season-high 16 points on 7-of-10 shooting including 2-of-3 three-pointers.
- Made first start of the season vs. East Carolina (1/9).
- Posted season-highs in points (9), rebounds (7), assists (2), steals (1) and minutes played (17) in a win vs. Delaware State (12/19).
- Scored eight points at Wisconsin (12/5), all in the second half on 3-of-6 shooting from the field.
- Pulled down six rebounds vs. #22/20 Butler (11/20).

- Scored two points and grabbed two rebounds in 14 minutes off the bench against #1/1 North Carolina (11/13).

2014-15 SEASON

- Played in 31 games, starting nine times.
- Averaged 3.5 points and 2.6 rebounds while playing 13.2 mins per contest.
- Started first eight games of season with other start coming in win over East Carolina (2/14).
- Opened season with 11 points while playing career-high 36 minutes in win over American (11/14).
- Followed that effort with career-high 10 rebounds (4 pts) in win over Louisiana Tech (11/17).
- Grabbed nine boards against UNLV (11/22) at Barclays Center.
- Career-high 24 points, making eight of 12 shots from field and six of seven from line in win over Penn (11/25).

2013-14 SEASON

- Played in 30 games, starting 11 times as a freshman.
- Averaged 4.2 ppg and 3.9 rpg - the highest totals for a Temple reserve.
- Started in four of the last six games and averaged 7.0 ppg and 4.8 rpg in those contests.
- Scored a season-high 11 points vs. Kent State in his second collegiate game.

SEASON HIGHS

Points:16 at UCF (2/6)
Rebounds:7 vs. Delaware State (12/19)
Assists:2 (3x, last vs. Delaware State, 12/19)
Steals:1 vs. Delaware State (12/19)
Blocks:1 (4x, last at UCF, 2/6)
Minutes:17 vs. Delaware State (12/19)

CAREER HIGHS

Points:24 vs. Penn (11/25/14)
Rebounds:10 vs. Louisiana Tech (11/17/14)
Assists:4 vs. La Salle (12/6/14)
Steals:2 at UConn (1/21/14)
Blocks:2 (three times)
Minutes:36 vs. American (11/14/14)

WILLIAMS GAME-BY-GAME

2015-16	MIN	FG-A	3PT-A	FT-A	OR	DR	TR	F	A	TO	BL	S	PTS
North Carolina	13	1-3	0-0	0-0	1	1	2	4	0	0	1	0	2
Minnesota	2	1-1	0-0	0-0	0	0	0	2	0	0	0	0	2
Butler	13	1-2	0-1	0-0	1	5	6	3	1	2	0	0	2
Utah	12	2-5	1-3	0-0	1	1	2	1	2	0	0	0	5
Delaware	7	0-2	0-2	0-0	1	0	1	1	0	0	0	0	0
FDU	9	0-2	0-0	2-2	1	2	3	1	1	2	0	0	2
Wisconsin	12	3-6	0-3	2-3	0	2	2	0	1	0	0	0	8
Penn	12	2-5	1-3	3-4	0	0	0	2	2	2	0	0	8
Saint Joseph's	5	0-2	0-1	1-2	1	2	3	1	0	1	0	0	1
Delaware State	17	2-4	0-1	5-8	4	3	7	3	2	0	0	1	9
Cincinnati	15	2-2	0-0	0-0	0	0	0	0	0	1	0	0	4
Houston	16	1-4	0-1	1-1	0	3	3	4	1	1	0	0	3
UConn	6	0-1	0-1	0-0	0	0	0	0	0	0	0	0	0
East Carolina	10	2-3	0-0	0-0	1	2	3	0	0	1	0	0	4
Memphis	3	1-1	0-0	0-0	1	0	1	1	0	0	0	0	2
Cincinnati	11	1-1	1-1	3-4	1	1	2	1	0	0	1	0	6
La Salle	3	1-3	0-1	0-0	0	0	0	0	1	0	1	0	2
SMU	16	2-7	1-3	0-0	1	0	1	4	1	3	0	0	5
East Carolina	5	1-1	0-0	0-0	0	0	0	1	1	0	0	0	2
USF	2	0-1	0-0	0-0	0	0	0	0	0	0	0	0	0
Tulsa	10	1-4	0-0	0-0	1	2	3	1	0	1	0	0	2
UCF	16	7-10	2-3	0-0	3	2	5	0	0	3	1	0	16
UConn	DNP - Coaches Decision												
USF	5	1-1	0-0	0-0	1	1	2	2	0	1	0	0	2
Villanova													
Houston													
Tulsa													
UCF													
Memphis													
Tulane													

CAREER STATISTICS

SEASON	GP-GS	MIN-AVG	FG-FGA	PCT	3P-3PA	PCT	FT-FTA	PCT	OFF	DEF	TOT	AVG	PF-FO	A	TO	BLK	STL	PTS	AVG
2013-14	30-11	563-18.8	43-136	.316	10-43	.233	29-43	.674	61	55	116	3.9	74-2	29	29	9	9	125	4.2
2014-15	31-9	410-13.2	37-114	.325	12-43	.279	23-37	.622	27	55	82	2.6	48-0	22	28	5	2	109	3.5
2015-16	23-1	220-9.6	32-71	.451	6-24	.250	17-24	.708	19	27	46	2.0	32-0	13	18	4	1	87	3.8
TOTAL	84-21	1193-14.2	112-321	.349	28-110	.255	69-104	.663	107	137	244	2.9	154-2	64	75	18	12	321	3.8

2015-16 TEMPLE MEN'S BASKETBALL BOX SCORES



Official Basketball Box Score -- Game Totals -- Final Statistics
Temple vs North Carolina
 11/13/15 7:07 PM at Annapolis, Md. (Alumni Hall)



Temple 67 • 0-1

#	Player	Total		3-Ptr		Rebounds			PF	TP	A	TO	Blk	Stl	Min
		FG-FGA	FG-FGA	FT-FTA	Off	Def	Tot								
15	BOND, Jaylen	f	1-8	0-2	0-0	2	6	8	2	2	1	1	0	3	30
23	WATSON, Devontae	f	0-1	0-0	0-0	0	0	0	3	0	0	0	0	0	7
01	BROWN, Josh	g	2-7	1-5	0-0	0	2	2	0	5	6	2	0	1	31
25	DECOSEY, Quenton	f	5-13	1-3	0-3	0	3	3	2	11	3	2	0	0	29
34	COLEMAN, Devin	g	5-11	3-4	6-6	1	2	3	1	19	0	0	0	1	21
03	ALSTON, JR., Levan S	f	5-7	2-4	0-0	0	1	1	4	12	0	2	1	0	15
04	DINGLE, Daniel	f	1-2	0-1	4-7	1	2	3	3	6	1	1	2	0	22
10	WILLIAMS, Mark	f	1-3	0-0	0-0	1	1	2	4	2	0	0	1	0	13
11	LOWE, Trey	g	3-9	2-6	0-0	2	1	3	0	8	2	0	0	0	19
22	ROBBINS, Mike	f	0-0	0-0	0-0	0	0	0	0	0	0	0	0	0	1
24	AFLAKPUI, Ernest	f	1-1	0-0	0-1	0	2	2	1	2	0	0	0	0	12
Team						2	3	5							
Totals			24-62	9-25	10-17	9	23	32	20	67	13	8	4	5	200
FG % 1st Half: 12-27		44.4%	2nd half: 12-35	34.3%	Game: 24-62		38.7%	Deadball							
3FG % 1st Half: 3-7		42.9%	2nd half: 6-18	33.3%	Game: 9-25		36.0%	Rebounds							
FT % 1st Half: 9-9		100.0%	2nd half: 1-8	12.5%	Game: 10-17		58.8%	2							

North Carolina 91 • 1-0

#	Player	Total		3-Ptr		Rebounds			PF	TP	A	TO	Blk	Stl	Min
		FG-FGA	FG-FGA	FT-FTA	Off	Def	Tot								
03	Kennedy Meeks	f	10-14	0-0	5-7	3	8	11	3	25	2	1	3	0	28
11	Brice Johnson	f	6-9	0-0	4-6	4	6	10	4	16	0	0	2	0	22
44	Justin Jackson	f	2-7	0-3	0-1	1	1	2	2	4	3	1	0	1	25
01	Theo Pinson	g	2-6	2-3	1-3	1	8	9	0	7	5	4	1	1	30
02	Joel Berry II	g	4-11	2-2	4-4	2	4	6	2	14	4	3	1	2	32
00	Nate Britt		5-8	3-4	2-2	0	0	0	0	15	1	0	0	1	25
04	Isaiah Hicks		3-4	0-0	0-0	1	3	4	4	6	2	0	0	0	15
13	Kanler Coker		0-0	0-0	0-0	0	0	0	0	0	0	0	0	0	1
24	Kenny Williams		1-1	0-0	0-0	0	0	0	0	2	0	0	0	0	6
30	Stillman White		0-1	0-0	0-0	0	0	0	0	0	0	0	0	0	1
32	Luke Maye		0-1	0-0	0-0	0	2	2	1	0	0	0	0	0	4
34	Toby Egbona		0-1	0-0	0-0	0	0	0	0	0	0	0	0	0	1
42	Joel James		1-4	0-0	0-0	2	1	3	0	2	0	0	0	0	9
43	Spenser Dalton		0-0	0-0	0-0	0	1	1	0	0	0	0	0	0	1
	Team					1	0	1							
Totals			34-67	7-12	16-23	15	34	49	16	91	17	9	7	6	200
FG % 1st Half: 17-35		48.6%	2nd half: 17-32	53.1%	Game: 34-67		50.7%	Deadball							
3FG % 1st Half: 5-8		62.5%	2nd half: 2-4	50.0%	Game: 7-12		58.3%	Rebounds							
FT % 1st Half: 8-11		72.7%	2nd half: 8-12	66.7%	Game: 16-23		69.6%	2							

Officials: Michael Stephens, LaMar Simpson, Mike Roberts
 Technical fouls: Temple-ALSTON, JR., Levan S. North Carolina-None.
 Attendance: 5710

Score by periods	1st	2nd	Total
Temple	36	31	67
North Carolina	47	44	91



Official Basketball Box Score -- Game Totals -- Final Statistics
Temple vs Minnesota
 11/19/15 12:30 p.m. at San Juan, PR (Roberto Clemente Coliseum)



Temple 75 • 1-1

#	Player		Total		3-Ptr		Rebounds			PF	TP	A	TO	Blk	Stl	Min
			FG-FGA	FG-FGA	FT-FTA	Off	Def	Tot								
15	BOND, Jaylen	f	8-13	1-1	2-5	0	5	8	2	19	2	2	0	0	32	
23	WATSON, Devontae	f	0-1	0-0	0-0	0	1	1	1	0	0	1	0	0	9	
01	BROWN, Josh	g	0-4	0-2	4-6	1	4	5	4	4	6	0	1	1	25	
25	DECOSEY, Quenton	f	4-6	2-3	2-2	0	2	2	2	12	3	5	0	0	23	
34	COLEMAN, Devin	g	4-12	3-8	4-4	2	4	6	3	15	1	0	0	1	32	
00	ENECHIONYIA, Obi		4-10	3-5	3-4	2	3	5	4	14	0	1	0	0	27	
03	ALSTON, JR., Levan S		0-4	0-2	0-0	0	1	1	4	0	4	0	0	0	22	
04	DINGLE, Daniel		0-4	0-1	0-0	1	0	1	2	0	2	0	0	0	12	
10	WILLIAMS, Mark		1-1	0-0	0-0	0	0	0	2	2	0	0	0	0	2	
11	LOWE, Trey		2-6	1-1	4-5	2	2	4	2	9	0	1	0	1	16	
Team						2	2	4								
Totals			23-61	10-23	19-26	13	24	37	26	75	18	10	1	3	200	
FG % 1st Half: 10-33			30.3%	2nd half: 13-28	46.4%	Game: 23-61		37.7%								
3FG % 1st Half: 5-11			45.5%	2nd half: 5-12	41.7%	Game: 10-23		43.5%								
FT % 1st Half: 6-9			66.7%	2nd half: 13-17	76.5%	Game: 19-26		73.1%								
																Rebounds
																5

Minnesota 70 • 2-1

#	Player	Total		3-Ptr	Rebounds			PF	TP	A	TO	Blk	Stl	Min	
		FG-FGA	FG-FGA	FT-FTA	Off	Def	Tot								
23	Buggs, Charles	f	4-6	1-1	0-0	2	8	10	0	9	1	0	1	1	31
24	King, Joey	f	3-9	2-7	2-3	1	0	1	3	10	0	2	0	0	28
21	Konate, Bakary	c	3-5	0-0	3-3	1	2	3	4	9	0	0	2	0	22
02	Mason, Nate	g	4-11	1-4	11-12	1	1	2	5	20	5	1	0	0	34
11	Morris, Carlos	g	5-11	2-2	4-4	0	5	5	0	16	0	3	1	1	32
01	McBrayer, Dupree		0-1	0-1	2-4	0	1	1	3	2	2	1	1	0	16
03	Murphy, Jordan		0-1	0-1	3-4	1	5	6	4	3	0	3	1	0	21
04	Dorsey, Kevin		0-5	0-2	1-2	0	1	1	1	1	0	0	0	1	11
41	Diedhiou, Gaston		0-1	0-0	0-0	1	1	2	1	0	0	0	0	0	5
Team						2	3	5				1			
Totals			19-50	6-18	26-32	9	27	36	21	70	8	11	6	3	200
FG % 1st Half: 8-26		30.8%	2nd half: 11-24	45.8%	Game: 19-50		38.0%	Deadball							
3FG % 1st Half: 4-11		36.4%	2nd half: 2-7	28.6%	Game: 6-18		33.3%	Rebounds							
FT % 1st Half: 6-7		85.7%	2nd half: 20-25	80.0%	Game: 26-32		81.3%	4							

Officials: Patrick Adams, Chris Beaver, Lee Cassell
 Technical fouls: Temple-None. Minnesota-None.
 Attendance: 1601

Score by periods	1st	2nd	Total
Temple	31	44	75
Minnesota	26	44	70

Points	In	Off	2nd	Fast	Bench
TU	16	16	15	8	25
MINN	16	11	11	0	6

Last FG - TU 2nd-02:08, MINN 2nd-00:03.
 Largest lead - TU by 9 2nd-16:59, MINN by 6 2nd-08:19.
 TU led for 20:32, MINN led for 09:54. Game was tied for 09:34.

Score tied - 10 times.
 Lead changed - 8 times.



Official Basketball Box Score -- Game Totals -- Final Statistics
Temple vs Butler
 11/20/15 1:00 PM AT at Coliseo Roberto Clemente (San Juan, PR)



Temple 69 • 1-2

#	Player	Total		3-Ptr	Rebounds			PF	TP	A	TO	Blk	Stl	Min	
		FG-FGA	FG-FGA	FT-FTA	Off	Def	Tot								
00	ENECHIONYIA, Obi	f	2-7	1-5	0-0	0	1	1	3	5	0	1	1	0	24
15	BOND, Jaylen	f	6-16	0-1	1-2	9	4	13	3	13	1	1	1	0	35
01	BROWN, Josh	g	4-10	2-3	2-2	1	2	3	2	12	0	0	1	1	35
25	DECOSEY, Quenton	g	9-16	2-4	4-4	4	6	10	3	24	4	2	0	0	33
34	COLEMAN, Devin	g	4-10	1-4	1-1	0	2	2	2	10	3	1	1	0	32
03	ALSTON, JR., Levan S	g	3-3	0-2	0-0	0	0	0	1	0	0	0	0	0	11
04	DINGLE, Daniel	g	0-2	0-1	0-0	0	0	0	0	0	1	0	2	0	4
10	WILLIAMS, Mark	g	1-2	0-1	0-0	1	5	6	3	2	1	2	0	0	13
11	LOWE, Trey	g	1-5	0-1	0-0	1	0	1	1	3	0	0	0	0	13
Team						1	4	5							
Totals			27-71	7-22	8-9	17	24	41	18	69	10	7	6	1	200
FG % 1st Half: 14-33		42.4%	2nd half: 13-38	34.2%	Game: 27-71		38.0%		Deadball Rebounds 0						
3FG % 1st Half: 2-8		25.0%	2nd half: 5-14	35.7%	Game: 7-22		31.8%								
FT % 1st Half: 1-2		50.0%	2nd half: 7-7	100.0%	Game: 8-9		88.9%								

2015-16 TEMPLE MEN'S BASKETBALL BOX SCORES



Official Basketball Box Score -- Game Totals -- Final Statistics
Delaware vs Temple
 11/29/15 5:02pm at Philadelphia, Pa. (Liacouras Center)



Delaware 50 • 2-2

#	Player		Total		3-Ptr		Rebounds			PF	TP	A	TO	Blk	Stl	Min
			FG-FGA	FT-FTA	FG-FGA	FT-FTA	Off	Def	Tot							
21	King-Davis, Marvin	f	5-15	0-0	3-4	5	5	10	3	13	2	0	1	0	30	
15	Jeffers, Maurice	c	2-7	0-0	2-4	1	4	5	1	6	1	4	2	1	34	
01	Holden, Kory	c	3-12	0-4	2-2	1	1	2	2	8	2	1	0	0	35	
12	Corbett, Chivarsky	c	1-6	0-3	0-0	2	3	5	0	2	1	1	0	0	15	
22	Hayes, Cazmon	g	7-16	3-9	0-0	2	7	9	0	17	1	1	1	0	37	
02	Harris, Barnett		0-0	0-0	0-0	0	0	0	2	0	0	0	0	0	1	
03	Mosley, Anthony		1-3	0-1	0-0	0	6	6	2	2	1	1	0	0	28	
10	McRoy, Curtis		0-1	0-1	0-0	0	0	0	1	0	0	0	0	0	4	
23	Johnson, Skye		1-3	0-0	0-0	2	1	3	1	2	1	2	0	1	15	
24	Locke, Sean		0-0	0-0	0-0	0	0	0	0	0	0	0	0	0	1	
Team						3	0	3	1			1				
Totals				20-63	3-18	7-10	16	27	43	13	50	9	11	4	2	200
FG % 1st Half: 9-31			29.0%	2nd half: 11-32	34.4%	Game: 20-63			31.7%	Deadball Rebounds						
3FG % 1st Half: 1-9			11.1%	2nd half: 2-9	22.2%	Game: 3-18			16.7%	2						
FT % 1st Half: 6-7			85.7%	2nd half: 1-3	33.3%	Game: 7-10			70.0%							

Temple 69 • 2-3

#	Player	Total		3-Ptr		Rebounds			PF	TP	A	TO	Blk	Stl	Min
		FG-FA	FG-FGA	FT-FTA	Off	Def	Tot								
00	ENECHIONYIA, Obi	f	6-8	4-6	0-0	1	5	6	2	16	0	0	2	0	23
15	BOND, Jaylen	f	5-13	1-3	0-0	1	3	4	2	11	1	1	1	0	32
01	BROWN, Josh	g	2-9	0-1	0-0	0	6	6	1	4	6	0	1	0	34
25	DECOSEY, Quenton	g	2-6	1-3	5-6	1	7	8	1	10	3	1	0	1	29
34	COLEMAN, Devin	g	3-8	0-1	1-2	3	2	5	0	7	1	1	0	0	22
03	ALSTON, JR., Levan S		2-5	2-5	0-0	0	0	0	0	6	0	0	0	0	14
04	DINGLE, Daniel		3-5	1-3	0-2	2	1	3	2	7	1	2	1	1	17
10	WILLIAMS, Mark		0-2	0-2	0-0	1	0	1	1	0	0	0	0	0	7
11	LOWE, Trey		3-9	0-5	2-2	2	1	3	1	8	1	0	0	2	19
23	WATSON, Devontae		0-0	0-0	0-0	1	1	2	0	0	0	0	0	0	1
24	AFLAKPUI, Ernest		0-0	0-0	0-0	0	1	1	2	0	0	0	0	0	2
Team						2	1	3							
Totals			26-65	9-29	8-12	14	28	42	12	69	13	5	5	4	200
FG % 1st Half: 15-35 42.9%		2nd half: 11-30 36.7%	Game: 26-65 40.0%	Deadball Rebounds											
3FG % 1st Half: 4-16 25.0%		2nd half: 5-13 38.5%	Game: 9-29 31.0%	2											
FT % 1st Half: 3-4 75.0%		2nd half: 5-8 62.5%	Game: 8-12 66.7%												

Officials: Mike Stuart, Doug Simmons, John Gaffney
 Technical fouls: Delaware-TEAM. Temple-None.
 Attendance: 4706

Score by periods	1st	2nd	Total
Delaware	25	25	50
Temple	37	32	69

Points	In Paint	Off T/O	2nd Chance	Fast Break	Bench
Delaware	30	0	12	6	4
Temple	24	14	13	5	21

Last FG - DELAWARE 2nd-01:32, TU 2nd-02:30.
 Largest lead - DELAWARE by 3 1st-18:27, TU by 19 2nd-00:33.
 DELAWARE led for 01:48. TU led for 36:24. Game was tied for 01:48.

Score tied - 2 times.
 Lead changed - 4 times.



Official Basketball Box Score -- Game Totals -- Final Statistics
Fairleigh Dickinson vs Temple
 12/02/15 7:02pm at Philadelphia, Pa. (Liacouras Center)



Fairleigh Dickinson 70 • 2-6

		Total		3-Ptr		Rebounds									
#	Player	FG-FGA	FG-FGA	FT-FTA	Off	Def	Tot	PF	TP	A	TO	Blk	Stl	Min	
05	POTTS Jr, Earl	f	10-15	6-8	3-4	0	4	4	5	29	3	0	0	34	
34	HOLLOWAY, Mike	f	3-6	0-0	1-2	2	2	4	3	7	0	0	1	0	26
01	JIGGETTS, Stephan		5-11	2-3	0-0	2	1	3	2	12	6	2	0	3	34
02	ANDERSON, Darian		4-12	0-3	3-4	2	0	2	2	11	8	4	0	3	38
15	TOWNES, Marques	g	2-6	1-2	2-4	0	1	1	1	7	1	3	0	2	32
13	O'GARRO, Tyrone		0-2	0-0	0-0	1	3	4	3	0	0	1	1	0	15
22	EDGE, Darnell		0-0	0-0	2-2	0	0	0	1	2	0	0	0	0	4
23	NEHME, Ghassan		0-2	0-2	0-0	0	1	1	2	0	0	2	0	0	12
35	MILLER, Malik		1-2	0-0	0-0	0	0	0	2	2	0	1	0	0	5
Team						2	3	5							
Totals			25-56	9-18	11-16	9	15	24	21	70	18	13	2	8	200
FG % 1st Half: 13-31		41.9%	2nd half: 12-25	48.0%	Game: 25-56	44.6%	Deadball Rebounds								
3FG % 1st Half: 6-11		54.5%	2nd half: 3-7	42.9%	Game: 9-18	50.0%	1,1								
FT % 1st Half: 2-2		100.0%	2nd half: 9-14	64.3%	Game: 11-16	68.8%									

Temple 79 • 3-3

#	Player	Total		3-Ptr		Rebounds			PF	TP	A	TO	Blk	Stl	Min
		FG-FGA	FG-FGA	FT-FTA	Off	Def	Tot								
00	ENECHIONYIA, Obi	f	2-4	0-2	3-4	0	1	1	3	7	2	2	0	0	16
15	BOND, Jaylen		8-11	0-2	2-2	2	2	4	1	18	1	0	0	1	29
01	BROWN, Josh	g	2-5	0-0	2-2	1	5	6	3	6	7	2	4	1	30
25	DECOSEY, Quenton	g	7-11	1-2	7-7	1	7	8	2	22	1	4	0	2	30
34	COLEMAN, Devin	g	2-8	1-3	4-4	3	1	4	1	9	1	1	0	1	26
03	ALSTON, JR., Levan S		1-3	1-3	0-0	1	1	2	3	3	1	1	0	0	20
04	DINGLE, Daniel		0-1	0-1	2-4	1	3	4	2	2	3	0	0	0	20
10	WILLIAMS, Mark		0-2	0-0	2-2	1	2	3	1	2	1	2	0	0	9
11	LOWE, Trey		3-8	1-6	1-1	1	1	2	2	8	1	1	0	0	16
24	AFLAKPUI, Ernest		0-0	0-0	2-2	0	0	0	0	2	0	1	0	0	4
Team						2	3	5							
Totals			25-53	4-19	25-28	13	26	39	18	79	18	14	4	5	200
FG % 1st Half:		11-28	39.3%	2nd half:	14-25	56.0%	Game:	25-53	47.2%	Deadball Rebounds					
3FG % 1st Half:		2-11	18.2%	2nd half:	2-8	25.0%	Game:	4-19	21.1%						
FT % 1st Half:		12-13	92.3%	2nd half:	13-15	86.7%	Game:	25-28	89.3%						

Officials: Jeffrey Anderson, Tim Nestor, Jose Carrion
 Technical fouls: Fairleigh Dickinson-None. Temple-None.
 Attendance: 4034
 POTTS JR ---> Career High Points

Score by periods	1st	2nd	Total
Fairleigh Dickinson	34	36	70
Temple	36	43	79

Points	In Paint	Off T/O	2nd Chance	Fast Break	Bench
FDU	30	16	9	14	4
TU	36	15	12	8	17

Last FG - FDU 2nd-00:20, TU 2nd-03:16.
 Largest lead - FDU by 3 1st-16:50, TU by 23 2nd-08:23.
 FDU led for 02:08. TU led for 35:48. Game was tied for 02:04.

Score tied - 2 times.
 Lead changed - 4 times.



Official Basketball Box Score -- Game Totals -- Final Statistics
Temple vs Wisconsin
 12/5/15 11:30am at Kohl Center, Madison, WI



Temple 60 • 3-4, 0-0

		Total		3-Ptr	Rebounds											
#	Player	FG-FGA	FG-FGA	FT-FTA	Off	Def	Tot	PF	TP	A	TO	Blk	Stl	Min		
00	ENECHIONYIA, Obi	f 1-4	0-2	0-0	0	1	1	4	2	0	0	1	0	18		
15	BOND, Jaylen	f 6-13	0-1	0-0	4	6	10	3	12	0	1	0	0	31		
01	BROWN, Josh	g 2-7	1-1	0-0	0	1	1	1	5	4	4	1	0	30		
25	DECOSEY, Quenton	g 1-6	1-3	0-0	0	5	5	3	3	3	1	2	1	18		
34	COLEMAN, Devin	g 3-8	1-3	0-0	1	1	2	2	7	0	1	0	1	28		
03	ALSTON, JR., Levan S	3-5	2-2	3-4	1	4	5	2	11	3	0	0	0	24		
04	DINGLE, Daniel	0-2	0-1	2-2	0	0	0	1	2	0	0	0	0	16		
10	WILLIAMS, Mark	3-6	0-3	2-3	0	2	2	0	8	1	0	0	0	12		
11	LOWE, Trey	3-6	2-4	2-2	0	1	1	0	10	0	0	0	1	21		
24	AFLAKPUI, Ernest	0-1	0-0	0-0	0	1	1	0	0	0	0	0	0	2		
Team					0	1	1									
Totals		22-58	7-20	9-11	6	23	29	16	60	11	7	4	3	200		
FG % 1st Half: 10-27 37.0%		2nd half: 12-31 38.7%		Game: 22-58 37.9%										Deadball Rebounds 2		
3FG % 1st Half: 4-8 50.0%		2nd half: 3-12 25.0%		Game: 7-20 35.0%												
FT % 1st Half: 2-2 100.0%		2nd half: 7-9 77.8%		Game: 9-11 81.8%												

2015-16 TEMPLE MEN'S BASKETBALL BOX SCORES



Official Basketball Box Score -- Game Totals -- Final Statistics
Saint Joseph's vs Temple
 12/13/15 4:05pm at Philadelphia, Pa. (Liacouras Center)



Saint Joseph's 66 • 7-2

#	Player	Total		3-Ptr		Rebounds			PF	TP	A	TO	Blk	Stl	Min
		FG-FGA	FG-FGA	FT-FTA	FT-FTA	Off	Def	Tot							
15	MILES, Isaiah	1	2-10	0-5	8-8	3	12	15	4	12	0	4	0	0	42
24	OLIVA, Pierfrancesco	1	1-3	0-1	2-2	1	3	4	3	4	0	0	1	0	21
43	BEMBRY, DeAndre	1	7-15	0-4	3-7	2	11	13	3	17	3	0	2	2	36
01	NEWKIRK, Shavar	g	2-5	1-1	0-1	0	1	1	0	5	0	1	1	0	20
02	BROWN, Aaron	g	5-13	0-1	1-2	1	8	9	0	11	2	1	0	0	39
00	KIMBLE, Lamarr	g	4-10	3-4	0-0	1	1	2	2	11	2	3	0	2	27
12	NDAO, Papa	g	2-7	2-6	0-0	2	2	4	5	6	1	0	1	0	13
25	DEMERY, James	g	0-5	0-1	0-0	0	2	2	1	0	1	1	0	0	27
Team						1	1	2							
Totals			23-68	6-23	14-20	11	41	52	18	66	9	10	5	4	225
FG % 1st Half: 11-33		33.3%	2nd half: 11-29		37.9%	OT: 1-6		16.7%	Game: 23-68		33.8%	Deadball		Rebounds	
3FG % 1st Half: 2-10		20.0%	2nd half: 3-11		27.3%	OT: 1-2		50.0%	Game: 6-23		26.1%	3			
FT % 1st Half: 10-14		71.4%	2nd half: 2-4		50.0%	OT: 2-2		100.0%	Game: 14-20		70.0%				

Temple 65 • 4-5

#	Player	Total		3-Ptr		Rebounds			PF	TP	A	TO	Blk	Stl	Min
		FG-FGA	FG-FGA	FT-FTA	FT-FTA	Off	Def	Tot							
00	ENECHIONYIA, Obi	1	8-14	4-7	5-7	1	12	13	3	25	0	1	0	0	41
15	BOND, Jaylen	1	3-11	0-2	1-1	1	3	4	5	7	2	0	0	0	21
01	BROWN, Josh	g	5-10	1-2	2-2	2	10	12	2	13	3	2	1	2	40-
25	DECOSEY, Quenton	g	4-15	0-2	5-6	1	6	7	1	13	1	2	0	1	43
34	COLEMAN, Devin	g	0-7	0-4	0-0	0	1	1	0	0	0	0	0	0	24
03	ALSTON, JR., Levan S	g	1-7	0-4	0-0	1	2	3	2	2	3	0	0	0	30
04	DINGLE, Daniel	g	2-3	0-0	0-2	0	0	0	2	4	1	0	0	0	19
10	WILLIAMS, Mark	g	0-2	0-1	1-2	1	2	3	1	1	0	1	0	0	5
11	LOWE, Trey	g	0-0	0-0	0-0	0	0	0	0	0	0	0	0	0	2
Team						0	1	1							
Totals			23-69	5-22	14-20	7	37	44	16	65	10	6	1	3	225
FG % 1st Half: 10-34		29.4%	2nd half: 12-30		40.0%	OT: 1-5		20.0%	Game: 23-69		33.3%	Deadball		Rebounds	
3FG % 1st Half: 4-12		33.3%	2nd half: 1-7		14.3%	OT: 0-3		0.0%	Game: 5-22		22.7%	3			
FT % 1st Half: 8-10		80.0%	2nd half: 4-6		66.7%	OT: 2-4		50.0%	Game: 14-20		70.0%				

Officials: Brian O'Connell, Clarence Armstrong, Tim Nestor
 Technical fouls: Saint Joseph's-None. Temple-None.
 Attendance: 6194

Score by periods	1st	2nd	OT	Total
Saint Joseph's	34	27	5	66
Temple	32	29	4	65

Last FG - SJU OT-02:13, TU OT-04:04.
 Largest lead - SJU by 9 2nd-14:24, TU by 6 1st-09:37.
 SJU led for 24:12. TU led for 14:53. Game was tied for 05:55.

Points	In	Off	2nd	Fast	Bench
SJU	30	4	10	0	17
TU	32	7	6	2	7

Score tied - 9 times.
 Lead changed - 10 times.



Official Basketball Box Score -- Game Totals -- Final Statistics
Delaware State vs Temple
 12/19/15 4:02pm at Philadelphia, Pa. (Liacouras Center)



Delaware State 63 • 0-11

#	Player	Total		3-Ptr		Rebounds			PF	TP	A	TO	Blk	Stl	Min
		FG-FGA	FG-FGA	FT-FTA	FT-FTA	Off	Def	Tot							
44	MALLORY, DeVaughn	1	0-4	0-1	0-0	0	4	4	4	0	1	2	1	0	18
55	ONIFADE, Demola	c	0-2	0-0	0-0	3	1	4	4	0	1	1	2	1	17
01	HAYWOOD, DeANDRE	g	8-14	1-2	4-8	0	4	4	3	21	4	3	1	2	34
11	MORGAN, Devin	g	4-12	2-7	3-4	2	2	4	0	13	0	2	0	2	36
21	RAYSOR, Dana	g	3-9	1-5	4-4	1	3	4	1	11	1	0	0	1	26
03	SILL, Scott	g	1-1	1-1	0-0	1	2	3	3	3	0	1	0	0	19
04	THOMAS, Cahli	g	0-0	0-0	0-0	0	1	1	0	0	1	1	0	0	4
12	LEWIS, Joseph	g	0-1	0-0	0-0	0	0	0	2	0	0	0	0	0	2
20	GASEVIC, Mrdjan	g	0-0	0-0	2-2	0	0	0	2	2	0	0	0	0	5
23	OWENS, Jason	g	0-0	0-0	0-0	0	1	1	4	0	0	2	1	0	17
35	HUGHES, Todd	g	5-11	0-1	3-5	2	2	4	2	13	1	2	0	1	22
Team						2	2	4							
Totals			21-54	5-17	16-23	11	22	33	25	63	9	15	5	7	200
FG % 1st Half: 8-22		36.4%	2nd half: 13-32		40.6%	Game: 21-54		38.9%	Deadball		Rebounds				
3FG % 1st Half: 3-10		30.0%	2nd half: 8-12		66.7%	Game: 5-17		29.4%	2						
FT % 1st Half: 8-11		72.7%	2nd half: 8-12		66.7%	Game: 16-23		69.6%							

Temple 78 • 5-5

#	Player	Total		3-Ptr		Rebounds			PF	TP	A	TO	Blk	Stl	Min
		FG-FGA	FG-FGA	FT-FTA	FT-FTA	Off	Def	Tot							
00	ENECHIONYIA, Obi	1	2-6	2-4	0-0	0	1	1	4	6	0	0	0	0	12
15	BOND, Jaylen	1	2-3	0-0	1-2	4	5	9	3	5	0	1	1	1	27
01	BROWN, Josh	g	3-8	0-3	8-8	2	3	5	4	14	4	3	0	0	32
25	DECOSEY, Quenton	g	4-14	0-4	12-15	4	8	12	2	20	1	1	0	1	34
34	COLEMAN, Devin	g	2-9	1-6	2-2	1	2	3	3	7	0	1	1	0	24
03	ALSTON, JR., Levan S	g	1-5	0-3	0-0	0	0	0	1	2	2	0	0	0	13
04	DINGLE, Daniel	g	2-6	0-3	2-3	2	2	4	0	6	3	1	0	0	25
10	WILLIAMS, Mark	g	2-4	0-1	5-8	4	3	7	3	9	2	0	0	1	17
11	LOWE, Trey	g	4-7	1-3	0-0	0	1	1	1	9	0	2	0	2	16
Team						4	2	6							
Totals			22-62	4-27	30-38	21	27	48	21	78	12	9	2	5	200
FG % 1st Half: 11-35		31.4%	2nd half: 11-27		40.7%	Game: 22-62		35.5%	Deadball		Rebounds				
3FG % 1st Half: 2-13		15.4%	2nd half: 2-7		28.6%	Game: 4-27		14.8%	5						
FT % 1st Half: 11-15		73.3%	2nd half: 19-23		82.6%	Game: 30-38		78.9%							

Officials: James Breeding, Jose Carrion, Andrew Walton
 Technical fouls: Delaware State-None. Temple-None.
 Attendance: 4578

Score by periods	1st	2nd	Total
Delaware State	27	36	63
Temple	35	43	78

Last FG - DSUM 2nd-00:14, TU 2nd-02:17.
 Largest lead - DSUM by 7 1st-14:52, TU by 16 2nd-02:17.
 DSUM led for 10:47. TU led for 27:53. Game was tied for 01:20.

Points	In	Off	2nd	Fast	Bench
DSUM	22	13	3	2	18
TU	24	22	17	2	26

Score tied - 3 times.
 Lead changed - 4 times.



Official Basketball Box Score -- Game Totals -- Final Statistics
Temple vs Cincinnati
 12/29/15 3 p.m. ET at Fifth Third Arena (Cincinnati, Ohio)



Temple 77 • 6-5, 1-0

#	Player	Total		3-Ptr		Rebounds			PF	TP	A	TO	Blk	Stl	Min
		FG-FGA	FG-FGA	FT-FTA	FT-FTA	Off	Def	Tot							
00	ENECHIONYIA, Obi	f	0-5	0-2	2-4	2	1	3	2	2	2	1	1	0	21
15	BOND, Jaylen	f	3-6	0-0	1-4	2	4	6	3	7	3	0	0	0	27
01	BROWN, Josh	g	4-9	1-5	2-3	0	5	5	2	11	3	2	0	3	34
25	DECOSEY, Quenton	g	4-7	1-3	10-11	1	3	4	1	19	2	3	1	1	37
34	COLEMAN, Devin	g	5-11	4-7	0-0	1	1	2	2	14	0	0	0	1	29
03	ALSTON, JR., Levan S	g	2-2	2-2	0-0	0	2	2	0	6	0	0	0	0	14
04	DINGLE, Daniel	g	6-10	2-3	0-0	4	1	5	1	14	2	0	1	1	20
10	WILLIAMS, Mark	g	2-2	0-0	0-0	0	0	0	0	4	0	0	0	0	15
11	LOWE, Trey	g	0-0	0-0	0-0	0	0	0	0	0	0	0	0	0	3
Team						1	2	3				1			
Totals			26-52	10-22	15-22	11	19	30	11	77	12	8	4	5	200
FG % 1st Half: 16-28		57.1%	2nd half: 10-24	41.7%	Game: 26-52	50.0%					Deadball Rebounds 5.1				
3FG % 1st Half: 5-11		45.5%	2nd half: 5-11	45.5%	Game: 10-22	45.5%									
FT % 1st Half: 2-6		33.3%	2nd half: 13-16	81.3%	Game: 15-22	68.2%									

2015-16 TEMPLE MEN'S BASKETBALL BOX SCORES



Official Basketball Box Score -- Game Totals -- Final Statistics
Temple vs UConn
 01/05/16 8:00 p.m. at Hartford, Conn. (XL Center)



Temple 55 • (7-6, 1-1)

		Total		3-Ptr		Rebounds											
#	Player	FG	FGA	FT	FTA	Off	Def	Tot	PF	TP	A	TO	Blk	Stl	Min		
15	BOND, Jaylen	f	5-7	1-1	0-3	4	6	10	3	11	0	0	1	0	30		
01	BROWN, Josh	g	3-7	1-2	4-5	1	4	5	3	11	5	2	0	2	37		
03	ALSTON, JR., Levan S	g	0-3	0-2	0-2	0	0	0	0	0	0	0	0	0	9		
04	DINGLE, Daniel	g	0-3	0-2	0-0	0	3	3	3	0	1	2	0	0	20		
25	DECOSEY, Quenton	g	6-14	3-3	0-2	2	3	5	1	15	2	3	0	1	36		
00	ENECHIONYIA, Obi		1-4	0-1	0-0	0	2	2	3	2	0	0	1	1	17		
10	WILLIAMS, Mark		0-1	0-1	0-0	0	0	0	0	0	0	0	0	0	6		
11	LOWE, Trey		0-2	0-2	0-0	0	1	1	0	0	0	0	0	0	5		
24	AFLAKPUI, Ernest		0-1	0-0	2-2	1	2	3	1	2	0	0	2	1	7		
34	COLEMAN, Devin		6-12	2-4	0-0	2	4	6	1	14	1	1	0	0	33		
Team						2	3	5			4						
Totals			21-54	7-18	6-14	12	28	40	15	55	9	12	4	5	200		
FG % 1st Half: 10-31		32.3%	2nd half: 11-23	47.8%	Game: 21-54	38.9%	Deadball Rebounds										
3FG % 1st Half: 4-13		30.8%	2nd half: 3-5	60.0%	Game: 7-18	38.9%											
FT % 1st Half: 6-12		50.0%	2nd half: 0-2	0.0%	Game: 6-14	42.9%											

UConn 53 • (10-4, 1-1)

#	Player	Total		3-Ptr	Rebounds					PF	TP	A TO Blk Stl				Min
		FG-FGA	FG-FGA	FT-FTA	Off	Def	Tot	A	TO			Blk	Stl			
12	FACEY, Kentan	f	0-2	0-0	0-0	2	2	4	0	0	1	1	2	0	0	23
32	MILLER, Shonn	f	7-13	0-2	4-5	2	5	7	0	18	2	0	1	0	0	37
04	GIBBS, Sterling	g	1-8	1-5	4-4	1	1	2	2	7	1	1	0	1	0	35
05	HAMILTON, Daniel	g	2-13	0-3	2-2	2	7	9	2	6	2	1	0	0	0	34
44	PURVIS, Rodney	g	4-11	3-8	0-0	0	0	0	3	11	1	4	0	1	0	24
00	NOLAN, Phillip		0-0	0-0	0-0	0	0	0	2	0	0	0	0	0	0	7
02	ADAMS, Jalen		2-5	0-1	3-3	0	1	1	2	7	1	1	0	0	0	19
10	CASSELL JR., Sam		0-1	0-1	0-0	0	0	0	0	0	0	0	0	0	0	3
13	ENOCH, Steven		1-3	0-0	0-0	0	4	4	0	2	0	0	0	0	0	7
21	CALHOUN, Omar		1-1	0-0	0-0	1	1	2	2	2	0	1	0	0	0	11
Team						2	3	5				1				
Totals			18-57	4-20	13-14	10	24	34	13	53	8	10	3	2	0	200
FG % 1st Half: 10-31		32.3%	2nd half: 8-26	30.8%	Game: 18-57	31.6%	Deadball Rebounds									
3FG % 1st Half: 3-10		30.0%	2nd half: 1-10	10.0%	Game: 4-20	20.0%	2									
FT % 1st Half: 4-4		100.0%	2nd half: 9-10	90.0%	Game: 13-14	92.9%										

Officials: Ray Natili, Jeff Anderson, Ron Groover
 Technical fouls: Temple-None. UConn-None.
 Attendance: 11319

Score by periods	1st	2nd	Total
Temple	30	25	55
UConn	27	26	53

Last FG - TU 2nd-00:02, UCONN 2nd-04:01.
 Largest lead - TU by 8 2nd-13:16, UCONN by 8 1st-14:47.
 TU led for 22:09, UCONN led for 13:17. Game was tied for 04:34.

Score tied - 6 times.
 Lead changed - 12 times.



Official Basketball Box Score -- Game Totals -- Final Statistics
East Carolina vs Temple
 01/09/16 9:01pm at Philadelphia, Pa. (Liacouras Center)



East Carolina 60 • 8-8, 0-3

#	Player	Total		3-Ptr		Rebounds			PF	TP					Min
		FG-FGA	FG-FGA	FT-FTA	Off	Def	Tot	A			TO	Blk	Stl		
10	WILLIAMS, Clarence	f	5-8	2-2	0-0	2	0	2	2	12	0	1	0	0	23
44	AJA, Kanu	f	1-6	0-0	1-4	2	2	4	1	3	1	2	0	0	23
02	WHITE, Caleb	g	5-10	4-7	0-0	0	1	1	2	14	1	0	0	1	40
04	WILLIAMS, Prince	g	4-8	1-2	0-0	0	3	3	1	9	5	0	0	1	36
21	TYSON, B.J.	B.J.	3-10	0-2	0-0	1	2	3	1	6	3	3	0	1	34
05	TEJADA, Lance		0-1	0-1	0-0	0	1	1	0	0	0	0	0	0	4
13	NZEKE, Michel		1-2	0-0	0-0	0	0	0	0	2	0	0	0	0	8
14	BARKLEY, Kentrell		2-3	1-1	1-1	0	0	0	1	6	2	1	1	0	15
35	ZANGARI, Michael		3-5	0-1	2-2	0	5	5	3	8	0	0	0	0	17
Team						2	4	6				2			
Totals			24-53	8-16	4-7	7	18	25	11	60	12	9	1	3	200
FG % 1st Half: 16-27		59.3%	2nd half: 8-26	30.8%	Game: 24-53	45.3%	Deadball Rebounds 2								
3FG % 1st Half: 6-9		66.7%	2nd half: 2-7	28.6%	Game: 8-16	50.0%									
FT % 1st Half: 0-0		0.0%	2nd half: 4-7	57.1%	Game: 4-7	57.1%									

Temple 78 • 8-6, 3-1

#	Player	Total		3-Ptr	Rebounds			PF	TP	A TO Blk Stl				Min.	
		FG-FGA	FG-FGA	FT-FTA	Off	Def	Tot								
10	WILLIAMS, Mark	f	2-3	0-0	0-0	1	2	3	0	4	0	1	0	0	10
15	BOND, Jaylen	f	4-8	0-2	1-2	4	8	12	2	9	3	1	0	2	38
01	BROWN, Josh	g	5-8	2-5	0-0	0	6	6	3	12	8	0	0	1	39
11	LOWE, Trey	g	0-3	0-2	0-0	0	0	0	0	0	0	0	0	0	8
25	DECOSEY, Quenton	g	8-13	5-8	3-4	0	2	2	1	24	4	3	0	1	36
00	ENECHIONYIA, Obi		3-8	1-4	3-3	3	0	3	2	10	1	1	1	0	20
03	ALSTON, JR., Levan S		0-0	0-0	0-0	0	0	0	0	0	0	0	0	0	4
04	DINGLE, Daniel		1-2	0-1	0-0	1	2	3	1	2	0	1	0	0	13
34	COLEMAN, Devin		6-13	5-11	0-0	0	2	2	0	17	2	1	1	1	32
Team						1	1	2							
Totals			29-58	13-33	7-9	10	23	33	9	78	18	8	2	5	200
FG % 1st Half: 12-29		41.4%	2nd half: 17-29	58.6%	Game: 29-58	50.0%	Deadball Rebounds 3								
3FG % 1st Half: 5-16		31.3%	2nd half: 8-17	47.1%	Game: 13-33	39.4%									
FT % 1st Half: 4-4		100.0%	2nd half: 3-5	60.0%	Game: 7-9	77.8%									

Officials: Ted Valentine, Steve Olson, Peter Juzenas
 Technical fouls: East Carolina-None. Temple-None.
 Attendance: 4524

Score by periods	1st	2nd	Total
East Carolina	38	22	60
Temple	33	45	78

Last FG - ECU 2nd-00:30, TU 2nd-00:39.
 Largest lead - ECU by 11 1st-04:32, TU by 21 2nd-00:39.
 ECU led for 19:28, TU led for 18:14. Game was tied for 02:18.

Score tied - 4 times.
 Lead changed - 6 times.



Official Basketball Box Score -- Game Totals -- Final Statistics
Temple vs Memphis
 01/13/16 7:05 PM at Memphis, Tenn.



Temple 65 • 8-7, 3-2

#	Player		Total		3-Ptr		Rebounds			PF	TP	A				Min
			FG	FGA	FG	FGA	FT	FTA	Off			Def	Tot	To	Ass	
15	BOND, Jaylen	f	7-15	0-2	0-1		6	8	14	4	14	0	3	2	3	32
24	AFLAKPUI, Ernest	c	1-1	0-0	0-0		2	1	3	4	2	0	0	1	1	8
01	BROWN, Josh		6-16	2-5	1-2		0	3	3	4	15	7	2	1	2	38
03	ALSTON, JR., Levan S	g	0-2	0-1	0-0		0	1	1	0	0	1	0	0	0	15
25	DECOSEY, Quenton	g	5-15	0-1	3-5		2	5	7	2	13	1	4	1	4	36
00	ENECHIONYIA, Obi		3-7	2-4	0-0		0	1	1	2	8	0	0	3	0	19
04	DINGLE, Daniel		2-7	0-3	1-1		1	5	6	3	5	1	1	0	0	21
10	WILLIAMS, Mark		1-1	0-0	0-0		1	0	1	1	2	0	0	0	0	3
11	LOWE, Trey		1-1	1-1	0-0		0	0	0	0	3	0	0	0	0	4
34	COLEMAN, Devin		1-7	1-4	0-0		1	3	4	2	3	2	2	0	0	24
	Team						1	1	2				1			
	Totals		27-72	6-21	5-9		14	28	42	22	65	12	13	8	10	200
	FG % 1st Half:	16-40	40.0%	2nd half:	11-32	34.4%	Game:	27-72	37.5%							Deadball Rebounds
	3FG % 1st Half:	3-10	30.0%	2nd half:	3-11	27.3%	Game:	6-21	28.6%							4.1
	FT % 1st Half:	2-4	50.0%	2nd half:	3-5	60.0%	Game:	5-9	55.6%							

2015-16 TEMPLE MEN'S BASKETBALL BOX SCORES



Official Basketball Box Score -- Game Totals -- Final Statistics
Temple vs La Salle
 01/20/16 7:00 at The Palestra (Philadelphia, Pa.)



Temple 62 • 10-7 (2-1 Big 5)

#	Player		Total		3-Ptr		Rebounds			PF	TP	A		TO	Blk	Stl	Min
			FG	FGA	FT	FTA	Off	Def	Tot			TO	Blk				
15	BOND, Jaylen	f	5-7	0-0	0-2	2	2	4	3	10	3	2	0	1	1	30	
24	AFLAKPUI, Ernest	c	3-4	0-0	0-0	1	2	3	1	6	0	0	0	0	0	15	
01	BROWN, Josh	g	5-8	0-1	2-2	0	2	2	1	12	4	0	1	0	38		
11	LOWE, Trey	g	3-7	1-1	1-1	0	2	2	0	8	2	1	0	1	14		
25	DECOSEY, Quenton	g	4-8	1-2	3-3	1	4	5	2	12	3	2	0	2	35		
00	ENECHIONYIA, Obi		1-3	1-2	1-2	0	2	2	1	4	2	1	2	1	16		
03	ALSTON, JR., Levan S		0-0	0-0	0-0	0	0	0	1	0	0	0	0	1	4		
04	DINGLE, Daniel		1-4	0-0	0-0	2	2	4	3	2	0	0	0	0	20		
10	WILLIAMS, Mark		1-3	0-1	0-0	0	0	0	0	2	1	0	1	0	3		
34	COLEMAN, Devin		3-8	0-3	0-0	0	6	6	2	6	1	0	0	0	25		
Team						0	3	3									
Totals			26-52	3-10	7-10	6	25	31	14	62	16	6	4	6	200		

FG % 1st Half: 14-26 53.8% 2nd half: 12-26 46.2% Game: 26-52 50.0% Deadball Rebounds 1
 3FG % 1st Half: 2-5 40.0% 2nd half: 1-5 20.0% Game: 3-10 30.0%
 FT % 1st Half: 3-3 100.0% 2nd half: 4-7 57.1% Game: 7-10 70.0%

La Salle 49 • 5-11 (0-3 Big 5)

#	Player	Total		3-Ptr		Rebounds			PF	TP	A		TO	Blk	Stl	Min
		FG-FGA	FG-FGA	FT-FTA	FT-FTA	Off	Def	Tot			TO	Blk				
05	WASHINGTON, Tony	f	7-7	0-0	2-3	6	7	13	3	16	2	4	2	1	40	
01	SHULER, Johnnie	g	2-11	2-9	0-0	0	2	2	1	6	2	3	0	0	40	
02	STUKES, Amar	g	0-0	0-0	0-0	0	3	3	4	0	2	1	0	0	34	
03	ROBERTS, Cleon	g	5-14	3-10	3-4	2	1	3	2	16	2	1	0	2	40	
21	PRICE, Jordan	g	4-21	1-8	2-2	1	5	6	2	11	2	2	1	1	40	
14	HARRIS, Karl		0-0	0-0	0-0	0	1	1	0	0	0	1	0	0	6	
Team						3	2	5								
Totals			18-53	6-27	7-9	12	21	33	12	49	10	12	3	4	200	

FG % 1st Half: 10-24 41.7% 2nd half: 8-29 27.6% Game: 18-53 34.0% Deadball Rebounds 0.1
 3FG % 1st Half: 3-13 23.1% 2nd half: 3-14 21.4% Game: 6-27 22.2%
 FT % 1st Half: 2-2 100.0% 2nd half: 5-7 71.4% Game: 7-9 77.8%

Officials: Bryan Kersey, Brian Dorsey, Ed Corbett
 Technical fouls: Temple-None. La Salle-None.
 Attendance: 6096

Score by periods	1st	2nd	Total
Temple	33	29	62
La Salle	25	24	49

Points	In Paint	Off T/O	2nd Chance	Fast Break	Bench
Temple	24	11	2	4	14
La Salle	24	5	7	0	0

Last FG - TU 2nd-01:07, LAS 2nd-00:57.
 Largest lead - TU by 15 1st-04:51, LAS by 1 1st-17:52.
 TU led for 37:39. LAS led for 01:07. Game was tied for 01:14.

Score tied - 1 time.
 Lead changed - 2 times.



Official Basketball Box Score -- Game Totals -- Final Statistics
SMU vs Temple
 01/24/16 2:00pm at Philadelphia, Pa. (Liacouras Center)



SMU 80 • 18-1, 7-1

#	Player	Total		3-Ptr		Rebounds			PF	TP	A		TO	Blk	Stl	Min
		FG-FGA	FG-FGA	FT-FTA	FT-FTA	Off	Def	Tot			TO	Blk				
00	MOORE, Ben	f	5-8	0-0	3-6	3	1	4	4	13	2	3	0	1	31	
05	KENNEDY, Markus	f	3-12	0-0	0-1	1	3	4	2	6	1	2	1	0	25	
01	MILTON, Shake	g	3-13	2-6	2-2	1	6	7	0	10	3	3	0	0	40	
03	BROWN, Sterling	g	7-12	0-4	5-5	2	7	9	5	19	1	0	0	1	26	
11	MOORE, Nic	g	3-8	0-3	4-4	1	2	3	4	10	7	3	0	3	37	
10	FOSTER, Jarrey		3-4	1-1	0-2	2	0	2	4	7	0	2	0	1	13	
22	WILFONG, Jonathan		0-0	0-0	0-0	0	0	0	0	0	0	0	0	0	1	
23	TOLBERT, Jordan		7-9	0-0	1-3	4	4	8	2	15	0	1	1	0	27	
Team						1	0	1								
Totals			31-66	3-14	15-23	15	23	38	21	80	14	14	2	6	200	

FG % 1st Half: 12-30 40.0% 2nd half: 19-36 52.8% Game: 31-66 47.0% Deadball Rebounds 4.1
 3FG % 1st Half: 1-5 20.0% 2nd half: 2-9 22.2% Game: 3-14 21.4%
 FT % 1st Half: 9-16 56.3% 2nd half: 6-7 85.7% Game: 15-23 65.2%

Temple 89 • 11-7, 5-2

#	Player	Total		3-Ptr		Rebounds			PF	TP	A		TO	Blk	Stl	Min
		FG-FGA	FG-FGA	FT-FTA	FT-FTA	Off	Def	Tot			TO	Blk				
00	ENECHIONYIA, Obi	f	2-7	1-3	3-6	1	2	3	4	8	0	0	0	0	19	
24	AFLAKPUI, Ernest	c	0-1	0-0	3-4	2	0	2	1	3	1	0	1	0	12	
01	BROWN, Josh	g	2-7	1-3	4-4	0	4	4	1	9	4	1	0	1	39	
11	LOWE, Trey	g	4-10	0-3	0-0	1	4	5	0	8	0	0	1	3	22	
25	DECOSEY, Quenton	g	5-13	2-7	7-10	0	5	5	2	19	4	3	0	3	37	
03	ALSTON, JR., Levan S		0-0	0-0	0-0	0	1	1	0	0	1	0	0	1	4	
04	DINGLE, Daniel		4-5	2-3	4-6	0	3	3	4	14	2	3	1	1	16	
10	WILLIAMS, Mark		2-7	1-3	0-0	1	0	1	4	5	1	3	0	0	16	
23	WATSON, Devontae		0-0	0-0	0-0	0	3	3	2	0	0	0	0	0	10	
34	COLEMAN, Devin		8-8	7-7	0-0	0	0	0	0	23	0	1	0	1	25	
Team						2	2	4								
Totals			27-58	14-29	21-30	7	24	31	18	89	13	11	3	10	200	

FG % 1st Half: 16-35 45.7% 2nd half: 11-23 47.8% Game: 27-58 46.6% Deadball Rebounds 9
 3FG % 1st Half: 8-18 44.4% 2nd half: 6-11 54.5% Game: 14-29 48.3%
 FT % 1st Half: 4-7 57.1% 2nd half: 17-23 73.9% Game: 21-30 70.0%

Officials: Joe DeRosa, Clarence Armstrong, Bill Jacobson
 Technical fouls: SMU-None. Temple-None.
 Attendance: 6096

Score by periods	1st	2nd	Total
SMU	34	46	80
Temple	44	45	89

Points	In Paint	Off T/O	2nd Chance	Fast Break	Bench
SMU	48	12	22	7	22
Temple	22	22	9	9	42

Last FG - SMU 2nd-00:01, TU 2nd-05:28.
 Largest lead - SMU by 4 1st-16:25, TU by 19 2nd-05:28.
 SMU led for 06:28. TU led for 32:01. Game was tied for 01:31.

Score tied - 3 times.
 Lead changed - 6 times.



Official Basketball Box Score -- Game Totals -- Final Statistics
Temple vs East Carolina
 01/27/16 7:00 PM at Greenville, N.C. (Minges Coliseum)



Temple 61 • 11-8,5-3 AAC

#	Player	Total		3-Ptr		Rebounds			PF	TP	A		TO	Blk	Stl	Min
		FG-FGA	FG-FGA	FT-FTA	FT-FTA	Off	Def	Tot			TO	Blk				
00	ENECHIONYIA, Obi	f	6-15	3-6	3-4	3	2	5	2	18	0	2	2	0	33	
24	AFLAKPUI, Ernest	c	4-4	0-0	0-0	4	6	10	0	8	0	3	0	0	25	
01	BROWN, Josh	g	2-6	1-3	2-2	0	4	4	3	7	3	2	0	1	36	
11	LOWE, Trey	g	0-4	0-2	0-0	0	1	1	2	0	2	1	0	0	15	
25	DECOSEY, Quenton	g	6-12	2-4	0-0	2	9	11	2	14	3	4	1	1	34	
03	ALSTON, JR., Levan S		1-2	1-2	0-0	0	3	3	0	3	0	1	0	0	7	
04	DINGLE, Daniel		0-5	0-1	1-2	0	0	0	1	1	2	1	0	2	17	
10	WILLIAMS, Mark		1-1	0-0	0-0	0	0	0	1	2	1	0	0	0	5	
34	COLEMAN, Devin		3-10	2-5	0-0	1	2	3	2	8	3	0	0	0	28	
Team						0	2	2								
Totals			23-59	9-23	6-8	10	29	39	13	61	14	14	3	4	200	

FG % 1st Half: 11-32 34.4% 2nd half: 12-27 44.4% Game: 23-59 39.0% Deadball Rebounds 2
 3FG % 1st Half: 3-11 27.3% 2nd half: 6-12 50.0% Game: 9-23 39.1%
 FT % 1st Half: 1-2 50.0% 2nd half: 5-6 83.3% Game: 6-8 75.0%

East Carolina 64 • 10-11,2-6 AAC

#	Player		Total		3-Ptr		Rebounds			PF	TP	A		TO	Blk	Stl	Min
			FG	FGA	FG	FGA	FT	FTA	Off			Def	Tot				
13	NZEGE, Michel	f	4-7	0-0	0-0	1	4	5	0	8	1	0	0	0	0	29	
15	BARKLEY, Kentrell	f	4-8	0-3	5-5	2	8	10	1	13	6	2	0	1	40		
44	AJA, Kanu	f	0-4	0-0	0-0	0	0	0	1	0	0	1	0	0	9		
04	WILLIAMS, Prince	g	6-12	1-3	5-5	1	2	3	1	18	1	0	0	1	37		
21	TYSON, B.J.	g	6-18	1-6	1-2	1	4	5	4	14	4	2	0	1	34		
02	WHITE, Caleb		0-0	0-0	0-0	0	1	1	0	0	0	1	0	0	6		
05	TEJADA, Lance		0-1	0-1	0-0	0	0	0	2	0	0	0	0	0	3		
10	WILLIAMS, Clarence		2-2	0-0	0-0	0	1	1	0	4	0	1	2	0	31		
34	ZANGARI, Michael		3-9	1-4	0-0	3	4	7	3	7	2	1	0	0	31		
Team						0	2	2									
Totals				25-61	3-17	11-12	8	26	34	12	64	14	8	2	3	200	
FG % 1st Half: 12-31			38.7%	2nd half: 13-30	43.3%	Game: 25-61	41.0%										Deadball
3FG % 1st Half: 2-9			22.2%	2nd half: 1-8	12.5%	Game: 3-17	17.6%										Rebounds
FT % 1st Half: 2-2			100.0%	2nd half: 9-10	90.0%	Game: 11-12	91.7%										0

2015-16 TEMPLE MEN'S BASKETBALL BOX SCORES



Official Basketball Box Score -- Game Totals -- Final Statistics
Tulsa vs Temple
 02/04/16 7:01pm at Philadelphia, Pa. (Liacouras Center)



Tulsa 79 • 14-8, 6-4

#	Player		Total		3-Ptr		Rebounds			PF	TP	A	TO	Blk	Stl	Min
			FG-FGA	FG-FGA	FT-FTA	Off	Def	Tot								
01	SMITH, Rashad	f	2-4	0-0	2-3	1	2	3	4	6	1	2	0	0	12	
44	SWANNEGAN, Brandon	f	0-4	0-0	0-0	1	2	3	2	0	0	1	2	0	33	
03	HARRISON, Shaquille	g	10-20	0-2	0-1	0	11	11	1	20	6	3	0	0	41	
10	WOODARD, James	g	7-15	2-8	2-2	2	8	10	2	18	6	3	0	2	42	
11	BIRT, Pat	g	6-14	5-12	5-5	0	6	6	1	22	1	1	0	2	40-	
04	TAPLIN, Sterling		0-1	0-1	0-0	0	1	1	1	0	0	1	0	0	9	
05	RAY, Rashad		2-5	1-3	2-2	0	2	2	3	7	0	0	0	0	17	
15	CURTIS, Marquel		2-5	0-0	0-1	3	1	4	3	4	2	1	0	0	20	
40	WRIGHT, D'Andre		1-2	0-0	0-0	1	1	2	2	2	0	0	0	0	11	
Team						1	2	3								
Totals			30-70	8-26	11-14	9	36	45	19	79	16	12	2	4	225	
FG % 1st Half: 12-32			37.5%	2nd half: 15-32	46.9%	OT: 3-6	50.0%	Game: 30-70	42.9%	Deadball Rebounds						
3FG % 1st Half: 1-7			14.3%	2nd half: 6-16	37.5%	OT: 1-3	33.3%	Game: 8-26	30.8%	1						
FT % 1st Half: 2-3			66.7%	2nd half: 7-9	77.8%	OT: 2-2	100.0%	Game: 11-14	78.6%							

Temple 83 • 13-8, 7-3

#	Player		Total		3-Ptr		Rebounds			PF	TP	A TO			Blk	Stl	Min
			FG-FTA	FG-FGA	FT-FTA	Off	Def	Total	Off			Def	Total				
00	ENECHIONYIA, Obi	f	7-12	3-5	0-1	0	4	4	3	17	0	1	2	0	0	23	
04	DINGLE, Daniel	f	2-4	1-3	2-2	1	6	7	1	7	1	2	1	0	0	27	
15	BOND, Jaylen	f	5-11	0-0	3-4	5	8	13	4	13	3	1	0	1	0	28	
01	BROWN, Josh	g	3-4	1-1	2-4	0	2	2	3	9	6	4	1	3	45		
25	DECOSEY, Quenton	g	6-15	3-8	6-8	1	6	7	1	21	4	1	0	1	40-		
03	ALSTON, JR., Levan S		0-0	0-0	0-0	0	0	0	0	0	0	0	0	0	0	2	
10	WILLIAMS, Mark		1-4	0-0	0-0	1	2	3	1	2	0	1	0	0	0	10	
11	LOWE, Trey		1-5	1-5	1-2	1	2	3	1	4	1	0	0	0	0	17	
34	COLEMAN, Devin		4-14	2-8	0-2	0	1	1	2	10	2	1	0	1	1	33	
Team						2	2	4									
Totals				29-69	11-30	14-23	11	33	44	16	83	17	11	4	6	225	
FG % 1st Half: 11-31			35.5%	2nd half: 14-29			48.3%	OT: 4-9			44.4%	Game: 29-69			42.0%	Deadball Rebounds	
3FG % 1st Half: 3-15			20.0%	2nd half: 6-12			50.0%	OT: 2-3			66.7%	Game: 11-30			36.7%	Rebounds	
FT % 1st Half: 2-4			50.0%	2nd half: 9-14			64.3%	OT: 3-5			60.0%	Game: 14-23			60.9%	2	

Officials: Bryan Kersey, Les Jones, Tim Nestor
 Technical fouls: Tulsa-None. Temple-None.
 Attendance: 5929

Score by periods	1st	2nd	OT	Total
Tulsa	27	43	9	79
Temple	27	43	13	83

	In Paint	Off T/O	2nd Chance	Fast Break	Bench
Points	34	10	8	15	13
TU	28	17	6	7	16

Last FG - TLS 0T-00:15, TU 0T-00:32.
 Largest lead - TLS by 12 2nd-13:10, TU by 5 1st-04:55.
 TLS led for 22:34, TU led for 12:23. Game was tied for 10:03.

Score tied - 8 times.
 Lead changed - 10 times.



Official Basketball Box Score -- Game Totals -- Final Statistics
Temple vs UCF
 02/06/16 12 p.m. at Orlando, Fla. - CFE Arena



Temple 62 • 14-8, 8-3 AAC

#	Player		Total		3-Ptr	Rebounds			PF	TP					Min	
			FG-FGA	FG-FGA	FT-FTA	Off	Def	Tot			A	TO	Blk	Stl		
00	ENECHIONYIA, Obi	f	6-13	2-7	0-0	0	2	2	3	14	1	0	2	0	31	
15	BOND, Jaylen	f	1-7	0-0	0-0	0	2	2	4	2	1	1	0	0	12	
01	BROWN, Josh	g	3-6	0-2	0-0	0	7	7	0	6	4	0	0	2	40	
04	DINGLE, Daniel	g	0-3	0-1	0-0	0	1	1	3	0	1	1	0	0	18	
25	DECOSEY, Quenton	g	4-11	1-5	6-7	0	4	4	3	15	1	2	0	0	38	
03	ALSTON, JR., Levan S		0-0	0-0	0-0	0	0	0	0	0	0	0	0	0	0+	
10	WILLIAMS, Mark		7-10	2-3	0-0	3	2	5	0	16	0	3	1	0	16	
11	LOWE, Trey		0-1	0-1	0-0	0	1	1	0	0	2	0	0	0	11	
23	WATSON, Devontae		0-1	0-0	0-0	1	2	3	2	0	0	1	1	1	11	
34	COLEMAN, Devin		3-8	2-4	1-3	1	4	5	1	9	0	1	0	0	23	
Team						2	0	2								
Totals			24-60	7-23	7-10	7	25	32	16	62	10	9	4	3	200	
FG % 1st Half: 14-33			42.4%	2nd half: 10-27	37.0%	Game: 24-60		40.0%	Deadball Rebounds 0.3							
3FG % 1st Half: 6-14			42.9%	2nd half: 1-9	11.1%	Game: 7-23		30.4%								
FT % 1st Half: 2-3			66.7%	2nd half: 5-7	71.4%	Game: 7-10		70.0%								

UCF 60 • 11-10, 5-5 AAC

#	Player		Total		3-Ptr		Rebounds			PF	TP	A TO Blk			Stl	Min
			FG-FGA	FG-FGA	FT-FTA	Off	Def	Tot								
03	DAVIS, A.J.	f	3-13	2-5	1-4	4	4	8	4	9	3	1	0	0	30	
13	EFIANAYI, Tanksley	f	4-8	1-4	2-2	2	1	3	0	11	2	1	0	1	37	
34	MCBRIDE, Justin	c	2-5	0-0	1-4	0	6	6	4	5	1	3	0	1	15	
04	WALKER, Daiquan	g	3-12	0-2	0-0	2	3	5	0	6	8	1	0	0	37	
12	WILLIAMS, Matt	g	3-8	3-7	2-2	0	3	3	4	11	1	0	0	0	35	
22	MCSADDEN, Chance		0-1	0-0	0-0	0	0	0	0	0	0	0	0	0	3	
24	FALL, Tacko		5-5	0-0	0-0	1	6	7	2	10	2	2	3	0	18	
33	DAVIS, Shaheed		2-9	1-8	1-2	3	6	9	1	6	0	1	0	1	20	
52	BLAIR, Staphon		1-2	0-0	0-0	1	0	1	2	2	0	1	0	0	5	
Team						3	2	5								
Totals				23-63	7-26	7-14	16	31	47	17	60	17	11	3	200	
FG % 1st Half: 13-34			38.2%	2nd half: 10-29	34.5%	Game: 23-63			36.5%	Deadball Rebounds						
3FG % 1st Half: 3-12			25.0%	2nd half: 4-14	28.6%	Game: 7-26			26.9%	3.1						
FT % 1st Half: 3-5			60.0%	2nd half: 4-9	44.4%	Game: 7-14			50.0%							

Officials: Duke Edsall, Mike Stuart, Peter Juzenas
 Technical fouls: Temple-None. UCF-None.
 Attendance: 3654

Score by periods	1st	2nd	Total
Temple	36	26	62
UCF	32	28	60

	In Paint	Off T/O	2nd Chance	Fast Break	Bench
Points	26	15	6	4	25
TU	24	10	7	4	18

Last FG - TU 2nd-01:46, UCF 2nd-02:04.
 Largest lead - TU by 8 1st-04:16, UCF by 5 1st-14:19.
 TU led for 21:53, UCF led for 12:01. Game was tied for 05:49.

Score tied - 7 times.
 Lead changed - 9 times.



Official Basketball Box Score -- Game Totals -- Final Statistics
UConn vs Temple
 02/11/16 7:01pm at Philadelphia, Pa. (Liacouras Center)



UConn 58 • 17-7, 7-4

#	Player		Total		3-Ptr	Rebounds							Min		
			FG-FGA	FG-FGA	FT-FTA	Off	Def	Tot	PF	TP	A	TO		Blk	Stl
05	HAMILTON, Daniel	f	4-12	1-5	0-0	1	9	10	0	9	6	2	0	1	39
32	MILLER, Shonn	f	4-8	1-3	6-6	1	3	4	3	15	0	0	1	2	29
35	BRIMAH, Amida	c	1-2	0-0	1-2	1	1	2	2	3	0	1	1	0	19
02	ADAMS, Jalen	g	2-8	0-1	2-2	1	2	3	0	6	2	1	1	1	19
04	GIBBS, Sterling	g	2-6	1-4	4-4	0	2	2	2	9	1	2	0	0	35
00	NOLAN, Phillip		1-2	0-0	0-0	1	0	1	2	2	0	0	0	0	14
21	CALHOUN, Omar		1-1	0-0	0-0	0	3	3	1	2	0	1	0	0	14
44	PURVIS, Rodney		5-12	2-4	0-0	1	3	4	4	12	2	1	0	1	31
Team						4	2	6				1			
Totals			20-51	5-17	13-14	10	25	35	14	58	11	9	3	5	200
FG % 1st Half: 12-28 42.9%			2nd half: 8-23 34.8%	Game: 20-51 39.2%	Deadball Rebounds 0										
3FG % 1st Half: 3-9 33.3%			2nd half: 2-8 25.0%	Game: 5-17 29.4%											
FT % 1st Half: 2-2 100.0%			2nd half: 11-12 91.7%	Game: 13-14 92.9%											

Temple 63 • 15-8, 9-3

#	Player		Total		3-Ptr	Rebounds			PF	TP	A	TO	Blk	Stl	Min	
			FG-FGA	FG-FGA	FT-FTA	Off	Def	Tot								
00	ENECHIONYIA, Obi	f	1-5	0-3	0-0	1	3	4	2	2	0	2	1	0	25	
15	BOND, Jaylen	f	4-14	0-1	0-1	6	7	13	2	8	2	1	1	1	36	
01	BROWN, Josh	g	0-5	0-2	0-0	1	4	5	2	0	4	1	0	1	39	
04	DINGLE, Daniel	g	5-11	4-5	1-3	1	3	4	0	15	1	2	1	0	30	
25	DECOSEY, Quenton	g	7-15	2-4	7-7	2	2	4	0	23	3	1	0	0	38	
11	LOWE, Trey		2-3	0-1	0-0	1	1	2	1	4	0	1	0	0	6	
34	COLEMAN, Devin		4-7	3-6	0-0	0	1	1	1	11	1	0	0	0	26	
Team						2	1	3								
Totals				23-60	9-22	8-11	14	22	36	8	63	11	8	3	2	200
FG % 1st Half: 12-30 40.0%			2nd half: 11-30 36.7%		Game: 23-60 38.3%		Deadball Rebounds									
3FG % 1st Half: 4-12 33.3%			2nd half: 5-10 50.0%		Game: 9-22 40.9%		1									
FT % 1st Half: 3-5 60.0%			2nd half: 5-6 83.3%		Game: 8-11 72.7%											

LIACOURAS CENTER RECORDS

POINTS

Name	Date	Team	Pts.
Aaric Murray	12/18/13	Texas Southern	48
Lynn Greer	1/30/02	vs. Fordham	43
David Hawkins	3/3/04	vs. Massachusetts	41
Mark Tyndale	2/24/07	vs. Charlotte	37
Dionte Christmas	3/5/08	vs. Duquesne	37
David Gonzalez	1/31/09	Richmond	36
David Hawkins	1/31/04	vs. Saint Joseph's	36
Khalif Wyatt	2/14/13	vs. Duquesne	35
Dionte Christmas	12/13/08	vs. Tennessee	35
Lynn Greer	2/2/02	vs. Saint Joseph's	34
Dustin Salisbery	12/5/06	vs. W. Michigan	34
Dalton Pepper	1/26/14	vs. Cincinnati	33
Juan Fernandez	12/13/09	vs. Villanova	33
Ramone Moore	12/10/11	vs. Villanova	32
Seven players tied with			31

FIELD GOALS MADE

Name	Date	Team	FG
Aaric Murray	12/18/13	Texas Southern	20
Mark Tyndale	2/24/07	vs. Charlotte	14
David Hawkins	1/31/04	vs. Saint Joseph's	13
Lynn Greer	1/30/02	vs. Fordham	13
Dionte Christmas	2/7/07	vs. St. Bonaventure	13
Dionte Christmas	3/5/08	vs. Duquesne	12
Dionte Christmas	12/13/08	vs. Tennessee	12
Ramone Moore	12/9/10	vs. Georgetown	12

FIELD GOALS ATTEMPTED

Name	Date	Team	FGA
Aaric Murray	12/18/13	Texas Southern	28
David Hawkins	3/3/04	vs. Massachusetts	25
David Hawkins	1/31/04	vs. Saint Joseph's	25
Mardy Collins	3/14/06	vs. Akron	24
David Hawkins	3/6/04	vs. Xavier	23
David Hawkins	1/17/04	vs. Richmond	23
Gary Forbes	2/11/07	Massachusetts	23
Dionte Christmas	3/5/08	vs. Duquesne	23
Javier Silas	12/18/10	Northern Illinois	23

THREE-POINT FIELD GOALS

Name	Date	Team	FG
Smush Parker	1/30/02	Fordham	9
Dalton Pepper	1/26/14	vs. Cincinnati	8
David Hawkins	3/6/04	vs. Xavier	8
Preston Murphy	1/16/99	Rhode Island	8
Cuttino Mobley	1/4/98	Rhode Island	8
Tommie Liddell	1/17/07	Saint Louis	8

THREE-POINT FG ATT.

Name	Date	Team	FGA
David Hawkins	3/6/04	vs. Xavier	17
David Hawkins	1/17/04	vs. Richmond	16
David Hawkins	11/21/03	vs. Villanova	15
Smush Parker	1/30/02	Fordham	15
Dalton Pepper	1/26/14	vs. Cincinnati	14
Dionte Christmas	12/13/08	vs. Tennessee	14
Rasual Butler	2/28/01	La Salle	14
Rafer Alston	12/9/97	Fresno State	14

FREE THROWS MADE

Name	Date	Team	FT
Lynn Greer	2/2/02	vs. Saint Joseph's	18
Khalif Wyatt	2/29/12	vs. Massachusetts	17
Will Cummings	12/10/14	vs. Towson	15
Khalif Wyatt	2/14/13	vs. Duquesne	15
Ramone Moore	12/10/11	vs. Villanova	14
David Hawkins	3/3/04	vs. Massachusetts	14
Will Cummings	11/17/14	vs. Louisiana Tech	13
Dionte Christmas	1/31/09	vs. Richmond	13
Mark Tyndale	2/3/08	vs. G. Washington	13
Leon Williams	11/29/07	Ohio	13

FREE THROWS ATTEMPTED

Name	Date	Team	FTA
Will Cummings	11/17/14	vs. Louisiana Tech	18
Khalif Wyatt	2/29/12	vs. Massachusetts	18
Lynn Greer	2/2/02	vs. Saint Joseph's	18
Will Cummings	12/10/14	vs. Towson	17
David Hawkins	3/3/04	vs. Massachusetts	17
Tony Dobbins	1/23/02	Richmond	17
Koko Archibong	12/30/01	Penn	16
N. Caner-Medley	1/28/06	Maryland	16

TEAM RECORDS

Most points in a game, Temple	109	Temple 109, St. Bonaventure 70 (2/7/07)
Most point in a game, opponent	101	Villanova 101, Temple 93 (12/9/07)
Most points, Temple in win	109	Temple 109, St. Bonaventure 70 (2/7/07)
Most points, opponent in win	101	Villanova 101, Temple 93 (12/9/07)
Most points, Temple in regulation win	109	Temple 109, St. Bonaventure 70 (2/7/07)
Most points, opponent in regulation win	101	Villanova 101, Temple 93 (12/9/07)
Largest margin of victory, Temple	44	Temple 81, Duquesne 37 (1/29/00)
Largest margin of victory, opponent	32	Kansas (1/2/10)
Least points scored by Temple	40	vs. American (11/14/14)
Least points scored by opponent	30	Richmond (2/22/06)
Least points scored by Temple in win	40	vs. American (11/14/14)
Least points scored by opponent in win	57	Dayton (1/25/03)
Most points scored by Temple in a first half	56	vs. La Salle (2/4/07)
Most points scored by opponent in a first half	52	Louisville (2/14/14)
Most points scored by Temple in a second half	58	vs. Richmond (1/31/09)
Most points scored by opponent in a second half	59	Villanova (12/9/07)
Least points scored by Temple in a first half	15	vs. Saint Joseph's (2/17/98)
Least points scored by opponent in a first half	8	Tulane (1/31/15)
Least points scored by Temple in a second half	17	vs. American (11/14/14)
Least points scored by opponent in a second half	15	Saint Joseph's (2/17/98)
Most total points	194	Villanova 101, Temple 93 (12/9/07)
Field goals made	41	vs. St. Bonaventure (2/7/07)
Field goals attempted	78	Massachusetts (2/29/12)
Field goal percentage	61.5 (32-52)	Houston (3/1/14)
3-Pt. field goals made	18	vs. Fordham (1/30/02); Auburn (11/19/04)
3-Pt. field goals attempted	42	St. Bonaventure (2/23/02)
3-Pt. field goal percentage	70.0 (7-10)	vs. Charlotte (2/6/13)
Free throws made	38	vs. Richmond (1/31/09)
Free throws attempted	49	vs. Maryland (1/28/06)
Free throw percentage	96.3 (26-27)	vs. Saint Joseph's (2/2/02)
Rebounds	53	vs. Arizona State (11/30/04)
Assists	26	vs. St. Bonaventure (11/14/10)
Steals	22	vs. Duquesne (1/21/98)
Blocked shots	10	vs. St. Bona. (11/19/8); vs. Delaware St. (12/28/14)
Turnovers	27	Duquesne (1/21/98)
Fouls	33	Richmond (1/31/09)
Most Temple wins, season	16	2014-15
Most Temple losses, season	5	Four times, last (2006-07)
Least Temple losses, season	0	Twice, 2010-11, 1999-00
Longest Temple winning streak	25	1/6/10 to 12/28/11
Longest Temple losing streak	4	12/18/13 to 1/26/14
Overall record	194-59 (.767)	

REBOUNDS

Name	Date	Team	Rebounds
Jaylen Bond	12/28/14	vs. Delaware St.	18
Rahmir Hollis-Jefferson	2/21/13	vs. La Salle	18
Lavoy Allen	2/22/09	vs. St. Bonaventure	18
Lavoy Allen	2/24/20	vs. Dayton	17
Lavoy Allen	12/13/09	vs. Villanova	17
Keith Butler	3/3/04	vs. Massachusetts	17
Harold Rasul	2/17/98	Saint Joseph's	17
Jaylen Bond	2/14/15	vs. East Carolina	16
Micheal Eric	2/11/12	vs. Xavier	16
Ahmad Nivins	3/5/09	Saint Joseph's	16
Mark Tyndale	2/7/07	vs. St. Bonaventure	16
Charles Little	2/28/07	Dayton	16
Ike Diogu	11/30/04	Arizona State	16
Kelly Wise	12/20/01	Memphis	16

ASSISTS

Name	Date	Team	Assists
Lynn Greer	2/8/01	vs. G. Washington	13
Pepe Sanchez	2/24/00	vs. St. Bonaventure	13
Mardy Collins	1/28/06	vs. Maryland	12
Chaz Williams	2/29/12	Massachusetts	11
Jarod Oldham	12/28/11	Buffalo	11
Ben Luber	12/13/04	Penn State	11
Pepe Sanchez	1/3/99	vs. La Salle	11

STEALS

Name	Date	Team	Steals
Pepe Sanchez	1/6/98	vs. Penn	8
Mardy Collins	12/13/04	vs. Wake Forest	7
Pepe Sanchez	1/21/98	vs. Duquesne	7
Khalif Wyatt	2/14/13	vs. Duquesne	6
Malcolm Eleby	2/22/09	St. Bonaventure	6
David Hawkins	1/5/03	vs. G. Washington	6
Lynard Stewart	1/21/98	vs. Duquesne	6
Pepe Sanchez	1/16/99	vs. Rhode Island	6
Lynn Greer	2/4/01	vs. Rhode Island	6

BLOCKS

Name	Date	Team	Blocks
Lamont Barnes	1/4/98	vs. Rhode Island	7
Caswell Cyrus	1/6/99	St. Bonaventure	6
Lavoy Allen	1/19/11	vs. Penn	6
Micheal Eric	2/1/12	vs. Fordham	5
Anthony Lee	1/18/12	vs. La Salle	5
Micheal Eric	11/12/10	vs. Seton Hall	5
Sergio Olmos	12/13/08	vs. Tennessee	5
Keith Butler	1/12/05	vs. Fordham	5
Ron Rollerson	12/22/01	vs. DePaul	5
Tahric Golsey	12/23/00	Cleveland State	5
Lamont Barnes	2/24/00	vs. St. Bona.	5

2015-16 TEMPLE MEN'S BASKETBALL PHOTO ROSTER



Fran Dunphy
Head Coach
10th Season



Dave Duke
Asst. to the Head Coach/
Player Development
10th Season



Dwayne Killings
Assistant Coach
Fifth Season



Aaron McKie
Assistant Coach
Second Season



Shawn Trice
Assistant Coach
10th Season



Raheem Mapp
Director of
Operations



Chris Clark
Video Coordinator



Shawn Cameron
Athletic Trainer



Rich Levy
Strength &
Conditioning Coach

THE PLAYERS



#24 Ernest Aflakpui
Fr. • C • 6-10 • 235
Accra, Ghana
Archbishop Carroll (Pa.)



#3 Levan Shawn Alston, Jr.
Fr. • G • 6-4 • 170
Philadelphia, Pa.
The Haverford School



#15 Jaylen Bond
Sr. • F • 6-8 • 240
Philadelphia, Pa.
Plymouth-Whitemarsh



#1 Josh Brown
Jr. • G • 6-3 • 185
Irvington, N.J.
St. Anthony's




#34 Devin Coleman
Sr. • G • 6-2 • 205
Philadelphia, Pa.
Friends' Central



#25 Quenton DeCosey
Sr. • G • 6-5 • 205
Union, N.J.
St. Joseph's-Metuchen



#4 Daniel Dingle
R-Jr. • G/F • 6-7 • 235
Bronx, N.Y.
St. Raymond's



#0 Obi Enechionya
So. • F • 6-9 • 220
Springfield, Va.
St. James (Md.) School



#11 Trey Lowe
Fr. • G • 6-6 • 165
Ewing, N.J.
Ewing



#32 Ayan Nunez de Carvalho
Fr. • G • 6-5 • 190
Parana, Argentina
Escuela Normal Superior



#22 Mike Robbins
Jr. • G • 6-4 • 185
Wynnewood, Pa.
Lower Merion



#23 Devontae Watson
Sr. • F/C • 6-11 • 215
Ambridge, Pa.
Lincoln Park Charter



#10 Mark Williams
Jr. • F • 6-8 • 240
Cleveland, Ohio
Montrose Christian



2015-16 Temple Men's Basketball
Temple Team Game-by-Game (as of Feb 15, 2016)
All games



TEAM STATISTICS

Opponent	Date	Score		Total		3-Pointers		Free throws		Rebounds				pf	a	t/o	blk	stl	pts	avg
				fg-fga	pct	3fg-fga	pct	ft-fla	pct	off	def	tot	avg							
vs North Carolina	11/13/15	67-91	L	24-62	.387	9-25	.360	10-17	.588	9	23	32	32.0	20	13	8	4	5	67	67.0
vs Minnesota	11/19/15	75-70	W	23-61	.377	10-23	.435	19-26	.731	13	24	37	34.5	26	18	10	1	3	75	71.0
vs Butler	11/20/15	69-74	L	27-71	.380	7-22	.318	8-9	.889	17	24	41	36.7	18	10	7	6	1	69	70.3
vs Utah	11/22/15	68-74	L	26-66	.394	10-29	.345	6-9	.667	10	26	36	36.5	27	13	6	0	5	68	69.8
DELAWARE	11/29/15	69-50	W	26-65	.400	9-29	.310	8-12	.667	14	28	42	37.6	12	13	5	5	4	69	69.6
FAIRLEIGH DICKINSON	12/02/15	79-70	W	25-53	.472	4-19	.211	25-28	.893	13	26	39	37.8	18	18	14	4	5	79	71.2
at Wisconsin	12/05/15	60-76	L	22-58	.379	7-20	.350	9-11	.818	6	23	29	36.6	16	11	7	4	3	60	69.6
at Penn	12/09/15	77-73	W	27-54	.500	7-18	.389	16-23	.696	10	24	34	36.2	16	15	13	0	6	77	70.5
SAINT JOSEPH'S	12/13/15	65-66	Lot	23-69	.333	5-22	.227	14-20	.700	7	37	44	37.1	16	10	6	1	3	65	69.9
DELAWARE STATE	12/19/15	78-63	W	22-62	.355	4-27	.148	30-38	.789	21	27	48	38.2	21	12	9	2	5	78	70.7
at Cincinnati	12/29/15	77-70	W	26-52	.500	10-22	.455	15-22	.682	11	19	30	37.5	11	12	8	4	5	77	71.3
HOUSTON	01/02/16	50-77	L	20-58	.345	3-23	.130	7-9	.778	13	17	30	36.8	18	6	13	4	5	50	69.5
at UConn	01/05/16	55-53	W	21-54	.389	7-18	.389	6-14	.429	12	28	40	37.1	15	9	12	4	5	55	68.4
EAST CAROLINA	01/09/16	78-60	W	29-58	.500	13-33	.394	7-9	.778	10	23	33	36.8	9	18	8	2	5	78	69.1
at Memphis	01/13/16	65-67	L	27-72	.375	6-21	.286	5-9	.556	14	28	42	37.1	22	12	13	8	10	65	68.8
CINCINNATI	01/16/16	67-65	Wot	26-76	.342	7-24	.292	8-18	.444	17	30	47	37.8	17	13	11	4	7	67	68.7
at La Salle	01/20/16	62-49	W	26-52	.500	3-10	.300	7-10	.700	6	25	31	37.4	14	16	6	4	6	62	68.3
SMU	01/24/16	89-80	W	27-58	.466	14-29	.483	21-30	.700	7	24	31	37.0	18	13	11	3	10	89	69.4
at East Carolina	01/27/16	61-64	L	23-59	.390	9-23	.391	6-8	.750	10	29	39	37.1	13	14	14	3	4	61	69.0
at USF	01/31/16	70-63	W	21-52	.404	9-25	.360	19-27	.704	7	19	26	36.5	20	11	5	2	6	70	69.1
TULSA	02/04/16	83-79	Wot	29-69	.420	11-30	.367	14-23	.609	11	33	44	36.9	16	17	11	4	6	83	69.7
at UCF	02/06/16	62-60	W	24-60	.400	7-23	.304	7-10	.700	7	25	32	36.7	16	10	9	4	3	62	69.4
UCONN	02/11/16	63-58	W	23-60	.383	9-22	.409	8-11	.727	14	22	36	36.7	8	11	8	3	2	63	69.1
USF	02/14/16	77-65	W	32-67	.478	9-24	.375	4-6	.667	14	15	29	36.3	13	21	8	1	10	77	69.4
Temple		1666		599-1468	.408	189-561	.337	279-399	.699	273	599	872	36.3	400	316	222	77	124	1666	69.4
Opponents		1617		584-1405	.416	135-445	.303	314-423	.742	276	639	915	38.1	388	300	273	85	101	1617	67.4

Games played: 24
Points/game: 69.4
FG Pct: 40.8
3FG Pct: 33.7
FT Pct: 69.9

Rebounds/game: 36.3
Assists/game: 13.2
Turnovers/game: 9.3
Assist/turnover ratio: 1.4
Steals/game: 5.2
Blocks/game: 3.2



2015-16 Temple Men's Basketball
Temple Game-by-Game Highs (as of Feb 16, 2016)
All games



Opponent	Date	Score	Points	Rebounds	Assists	Steals	Blocked shots
vs North Carolina	11/13/15	67-91	19-COLEMAN, Devin	8-BOND, Jaylen	6-BROWN, Josh	3-BOND, Jaylen	2-DINGLE, Daniel
vs Minnesota	11/19/15	75-70	19-BOND, Jaylen	8-BOND, Jaylen	6-BROWN, Josh	1-LOWE, Trey COLEMAN, Devin BROWN, Josh	1-BROWN, Josh
vs Butler	11/20/15	69-74	24-DECOSEY, Quent	13-BOND, Jaylen	4-DECOSEY, Quento	1-BROWN, Josh	2-DINGLE, Daniel
vs Utah	11/22/15	68-74	14-DECOSEY, Quent	5-COLEMAN, Devin BOND, Jaylen DECOSEY, Quento	5-DINGLE, Daniel	2-ENECHIONYIA, Ob	None
DELAWARE	11/29/15	69-50	16-ENECHIONYIA, O	8-DECOSEY, Quento	6-BROWN, Josh	2-LOWE, Trey	2-ENECHIONYIA, Ob
FAIRLEIGH DICKINSON	12/02/15	79-70	22-DECOSEY, Quent	8-DECOSEY, Quento	7-BROWN, Josh	2-DECOSEY, Quento	4-BROWN, Josh
at Wisconsin	12/05/15	60-76	12-BOND, Jaylen	10-BOND, Jaylen	4-BROWN, Josh	1-LOWE, Trey DECOSEY, Quento COLEMAN, Devin	2-DECOSEY, Quento
at Penn	12/09/15	77-73	22-DECOSEY, Quent	10-BOND, Jaylen	9-BROWN, Josh	3-BOND, Jaylen	None
SAINT JOSEPH'S	12/13/15	65-66	25-ENECHIONYIA, O	13-ENECHIONYIA, O	3-ALSTON, JR., Leva BROWN, Josh	2-BROWN, Josh	1-BROWN, Josh
DELAWARE STATE	12/19/15	78-63	20-DECOSEY, Quent	12-DECOSEY, Quent	4-BROWN, Josh	2-LOWE, Trey	1-COLEMAN, Devin BOND, Jaylen
at Cincinnati	12/29/15	77-70	19-DECOSEY, Quent	6-BOND, Jaylen	3-BROWN, Josh BOND, Jaylen	3-BROWN, Josh	1-DINGLE, Daniel COLEMAN, Devin ENECHIONYIA, Obi DECOSEY, Quento
HOUSTON	01/02/16	50-77	9-ENECHIONYIA, Ob DECOSEY, Quento	6-BOND, Jaylen DECOSEY, Quento	2-COLEMAN, Devin BOND, Jaylen	4-BOND, Jaylen	1-ENECHIONYIA, Ob DECOSEY, Quento BOND, Jaylen ROBBINS, Mike
at UConn	01/05/16	55-53	15-DECOSEY, Quent	10-BOND, Jaylen	5-BROWN, Josh	2-BROWN, Josh	2-AFLAKPUI, Ernest
EAST CAROLINA	01/09/16	78-60	24-DECOSEY, Quent	12-BOND, Jaylen	8-BROWN, Josh	2-BOND, Jaylen	1-ENECHIONYIA, Ob COLEMAN, Devin
at Memphis	01/13/16	65-67	15-BROWN, Josh	14-BOND, Jaylen	7-BROWN, Josh	4-DECOSEY, Quento	3-ENECHIONYIA, Ob
CINCINNATI	01/16/16	67-65	22-DECOSEY, Quent	12-BOND, Jaylen	5-BROWN, Josh	3-DECOSEY, Quento	1-ENECHIONYIA, Ob WILLIAMS, Mark AFLAKPUI, Ernest DECOSEY, Quento
at La Salle	01/20/16	62-49	12-BROWN, Josh DECOSEY, Quento	6-COLEMAN, Devin	4-BROWN, Josh	2-DECOSEY, Quento	2-ENECHIONYIA, Ob
SMU	01/24/16	89-80	23-COLEMAN, Devin	5-DECOSEY, Quento LOWE, Trey	4-DECOSEY, Quento BROWN, Josh	3-DECOSEY, Quento LOWE, Trey	1-LOWE, Trey AFLAKPUI, Ernest DINGLE, Daniel
at East Carolina	01/27/16	61-64	18-ENECHIONYIA, O	11-DECOSEY, Quent	3-BROWN, Josh COLEMAN, Devin DECOSEY, Quento	2-DINGLE, Daniel	2-ENECHIONYIA, Ob
at USF	01/31/16	70-63	30-DECOSEY, Quent	7-DECOSEY, Quento	4-BROWN, Josh	2-DECOSEY, Quento	1-BROWN, Josh DECOSEY, Quento
TULSA	02/04/16	83-79	21-DECOSEY, Quent	13-BOND, Jaylen	6-BROWN, Josh	3-BROWN, Josh	2-ENECHIONYIA, Ob
at UCF	02/06/16	62-60	16-WILLIAMS, Mark	7-BROWN, Josh	4-BROWN, Josh	2-BROWN, Josh	2-ENECHIONYIA, Ob
UConn	02/11/16	63-58	23-DECOSEY, Quent	13-BOND, Jaylen	4-BROWN, Josh	1-BOND, Jaylen BROWN, Josh	1-DINGLE, Daniel ENECHIONYIA, Obi BOND, Jaylen
USF	02/14/16	77-65	18-BOND, Jaylen ENECHIONYIA, Obi	14-BOND, Jaylen	9-BROWN, Josh	3-BROWN, Josh	1-BOND, Jaylen



2015-16 Temple Men's Basketball
Temple Team High/Low Analysis (as of Feb 15, 2016)
All games



Temple - TEAM GAME HIGHS

POINTS	89	SMU (01/24/16)
	83	TULSA (02/04/16)
	79	FAIRLEIGH DICKINSON (12/02/15)
	78	EAST CAROLINA (01/09/16)
	78	DELAWARE STATE (12/19/15)
FIELD GOALS MADE	32	USF (02/14/16)
	29	TULSA (02/04/16)
	29	EAST CAROLINA (01/09/16)
FIELD GOAL ATTEMPTS	76	CINCINNATI (01/16/16)
	72	at Memphis (01/13/16)
FIELD GOAL PERCENTAGE	.500 (29-58)	EAST CAROLINA (01/09/16)
	.500 (27-54)	at Penn (12/09/15)
	.500 (26-52)	at La Salle (01/20/16)
	.500 (26-52)	at Cincinnati (12/29/15)
3 PT FIELD GOALS MADE	14	SMU (01/24/16)
	13	EAST CAROLINA (01/09/16)
3 PT FG ATTEMPTS	33	EAST CAROLINA (01/09/16)
	30	TULSA (02/04/16)
3 PT FG PERCENTAGE	.483 (14-29)	SMU (01/24/16)
	.455 (10-22)	at Cincinnati (12/29/15)
FREE THROWS MADE	30	DELAWARE STATE (12/19/15)
	25	FAIRLEIGH DICKINSON (12/02/15)
FREE THROW ATTEMPTS	38	DELAWARE STATE (12/19/15)
	30	SMU (01/24/16)
FREE THROW PERCENTAGE	.893 (25-28)	FAIRLEIGH DICKINSON (12/02/15)
	.889 (8-9)	vs Butler (11/20/15)
REBOUNDS	48	DELAWARE STATE (12/19/15)
	47	CINCINNATI (01/16/16)
ASSISTS	21	USF (02/14/16)
	18	EAST CAROLINA (01/09/16)
	18	FAIRLEIGH DICKINSON (12/02/15)
	18	vs Minnesota (11/19/15)
STEALS	10	USF (02/14/16)
	10	SMU (01/24/16)
	10	at Memphis (01/13/16)
BLOCKED SHOTS	8	at Memphis (01/13/16)
	6	vs Butler (11/20/15)
TURNOVERS	14	at East Carolina (01/27/16)
	14	FAIRLEIGH DICKINSON (12/02/15)
FOULS	27	vs Utah (11/22/15)
	26	vs Minnesota (11/19/15)



2015-16 Temple Men's Basketball
Temple High/Low Analysis (as of Feb 15, 2016)
All games



Opponent - GAME HIGHS

POINTS	91	vs North Carolina (11/13/15)
	80	SMU (01/24/16)
	79	TULSA (02/04/16)
	77	HOUSTON (01/02/16)
	76	at Wisconsin (12/05/15)
FIELD GOALS MADE	34	vs North Carolina (11/13/15)
	31	SMU (01/24/16)
	31	HOUSTON (01/02/16)
FIELD GOAL ATTEMPTS	70	TULSA (02/04/16)
	70	CINCINNATI (01/16/16)
FIELD GOAL PERCENTAGE	.551 (27-49)	USF (02/14/16)
	.544 (31-57)	HOUSTON (01/02/16)
3 PT FIELD GOALS MADE	10	at Penn (12/09/15)
	9	FAIRLEIGH DICKINSON (12/02/15)
3 PT FG ATTEMPTS	30	at Penn (12/09/15)
	27	at La Salle (01/20/16)
3 PT FG PERCENTAGE	.583 (7-12)	vs North Carolina (11/13/15)
	.545 (6-11)	at Wisconsin (12/05/15)
FREE THROWS MADE	26	vs Utah (11/22/15)
	26	vs Minnesota (11/19/15)
FREE THROW ATTEMPTS	34	vs Utah (11/22/15)
	32	vs Minnesota (11/19/15)
FREE THROW PERCENTAGE	1.000 (5-5)	USF (02/14/16)
	.929 (13-14)	UConn (02/11/16)
	.929 (13-14)	at UConn (01/05/16)
REBOUNDS	56	CINCINNATI (01/16/16)
	52	SAINT JOSEPH'S (12/13/15)
ASSISTS	18	FAIRLEIGH DICKINSON (12/02/15)
	17	at UCF (02/06/16)
	17	vs North Carolina (11/13/15)
STEALS	9	at Memphis (01/13/16)
	8	FAIRLEIGH DICKINSON (12/02/15)
BLOCKED SHOTS	8	at Memphis (01/13/16)
	7	vs North Carolina (11/13/15)
TURNOVERS	20	USF (02/14/16)
	16	CINCINNATI (01/16/16)
FOULS	25	DELAWARE STATE (12/19/15)
	22	at USF (01/31/16)



2015-16 Temple Men's Basketball
Temple High/Low Analysis (as of Feb 15, 2016)
All games



Temple - GAME LOWS

POINTS	50	HOUSTON (01/02/16)
	55	at UConn (01/05/16)
	60	at Wisconsin (12/05/15)
	61	at East Carolina (01/27/16)
	62	at La Salle (01/20/16)
	62	at UCF (02/06/16)
FIELD GOALS MADE	20	HOUSTON (01/02/16)
	21	at UConn (01/05/16)
	21	at USF (01/31/16)
FIELD GOAL ATTEMPTS	52	at Cincinnati (12/29/15)
	52	at La Salle (01/20/16)
	52	at USF (01/31/16)
FIELD GOAL PERCENTAGE	.333 (23-69)	SAINT JOSEPH'S (12/13/15)
	.342 (26-76)	CINCINNATI (01/16/16)
3 PT FIELD GOALS MADE	3	HOUSTON (01/02/16)
	3	at La Salle (01/20/16)
3 PT FG ATTEMPTS	10	at La Salle (01/20/16)
	18	at Penn (12/09/15)
	18	at UConn (01/05/16)
3 PT FG PERCENTAGE	.130 (3-23)	HOUSTON (01/02/16)
	.148 (4-27)	DELAWARE STATE (12/19/15)
FREE THROWS MADE	4	USF (02/14/16)
	5	at Memphis (01/13/16)
FREE THROW ATTEMPTS	6	USF (02/14/16)
	8	at East Carolina (01/27/16)
FREE THROW PERCENTAGE	.429 (6-14)	at UConn (01/05/16)
	.444 (8-18)	CINCINNATI (01/16/16)
REBOUNDS	26	at USF (01/31/16)
	29	at Wisconsin (12/05/15)
	29	USF (02/14/16)
ASSISTS	6	HOUSTON (01/02/16)
	9	at UConn (01/05/16)
STEALS	1	vs Butler (11/20/15)
	2	UConn (02/11/16)
BLOCKED SHOTS	0	vs Utah (11/22/15)
	0	at Penn (12/09/15)
TURNOVERS	5	DELAWARE (11/29/15)
	5	at USF (01/31/16)
FOULS	8	UConn (02/11/16)
	9	EAST CAROLINA (01/09/16)



2015-16 Temple Men's Basketball
Temple High/Low Analysis (as of Feb 15, 2016)
All games



Opponent - GAME LOWS

POINTS	49		at La Salle (01/20/16)
	50		DELAWARE (11/29/15)
	53		at UConn (01/05/16)
	58		UConn (02/11/16)
	60		EAST CAROLINA (01/09/16)
	60		at UCF (02/06/16)
FIELD GOALS MADE	18		at UConn (01/05/16)
	18		at La Salle (01/20/16)
FIELD GOAL ATTEMPTS	48		at USF (01/31/16)
	49		USF (02/14/16)
FIELD GOAL PERCENTAGE	.316	(18-57)	at UConn (01/05/16)
	.317	(20-63)	DELAWARE (11/29/15)
3 PT FIELD GOALS MADE	1		CINCINNATI (01/16/16)
	3		DELAWARE (11/29/15)
	3		SMU (01/24/16)
	3		at East Carolina (01/27/16)
	3		at USF (01/31/16)
3 PT FG ATTEMPTS	10		at USF (01/31/16)
	11		at Wisconsin (12/05/15)
3 PT FG PERCENTAGE	.056	(1-18)	CINCINNATI (01/16/16)
	.167	(3-18)	DELAWARE (11/29/15)
FREE THROWS MADE	4		EAST CAROLINA (01/09/16)
	5		at Penn (12/09/15)
	5		USF (02/14/16)
FREE THROW ATTEMPTS	5		USF (02/14/16)
	7		at Penn (12/09/15)
	7		EAST CAROLINA (01/09/16)
FREE THROW PERCENTAGE	.500	(7-14)	at UCF (02/06/16)
	.533	(8-15)	HOUSTON (01/02/16)
REBOUNDS	23		at Penn (12/09/15)
	24		FAIRLEIGH DICKINSON (12/02/15)
ASSISTS	7		at USF (01/31/16)
	8		vs Minnesota (11/19/15)
	8		at UConn (01/05/16)
STEALS	2		DELAWARE (11/29/15)
	2		at Penn (12/09/15)
	2		at Cincinnati (12/29/15)
	2		at UConn (01/05/16)
	2		at USF (01/31/16)
BLOCKED SHOTS	0		at Penn (12/09/15)
	1		EAST CAROLINA (01/09/16)
TURNOVERS	5		vs Butler (11/20/15)
	7		at Wisconsin (12/05/15)
FOULS	10		USF (02/14/16)
	11		EAST CAROLINA (01/09/16)



2015-16 Temple Men's Basketball
Temple Player High/Low Analysis (as of Feb 15, 2016)
All games



Temple - INDIVIDUAL GAME HIGHS

Points	30		DECOSEY, Quenton at USF (01/31/16)
	25		ENECHIONYIA, Obi vs Saint Joseph's (12/13/15)
	24		DECOSEY, Quenton vs East Carolina (01/09/16)
	24		DECOSEY, Quenton vs Butler (11/20/15)
	23		DECOSEY, Quenton vs UConn (02/11/16)
	23		COLEMAN, Devin vs SMU (01/24/16)
Field Goals Made	9		BOND, Jaylen vs USF (02/14/16)
	9		DECOSEY, Quenton vs Cincinnati (01/16/16)
	9		DECOSEY, Quenton vs Butler (11/20/15)
Field Goal Att.	20		DECOSEY, Quenton vs Cincinnati (01/16/16)
	17		BOND, Jaylen vs USF (02/14/16)
	17		BOND, Jaylen vs Cincinnati (01/16/16)
FG Pct (min 5 made)	1.000	(8-8)	COLEMAN, Devin vs SMU (01/24/16)
	.750	(6-8)	ENECHIONYIA, Obi vs Delaware (11/29/15)
3-Point FG Made	7		COLEMAN, Devin vs SMU (01/24/16)
	5		COLEMAN, Devin vs Cincinnati (01/16/16)
	5		COLEMAN, Devin vs East Carolina (01/09/16)
	5		DECOSEY, Quenton vs East Carolina (01/09/16)
3-Point FG Att.	11		COLEMAN, Devin vs East Carolina (01/09/16)
	10		COLEMAN, Devin vs Cincinnati (01/16/16)
3-Pt FG Pct (min 2 made)	1.000	(7-7)	COLEMAN, Devin vs SMU (01/24/16)
	1.000	(3-3)	DECOSEY, Quenton at UConn (01/05/16)
	1.000	(2-2)	ALSTON, JR., Levan S at Cincinnati (12/29/15)
	1.000	(2-2)	ALSTON, JR., Levan S at Wisconsin (12/05/15)
Free Throws Made	14		DECOSEY, Quenton at USF (01/31/16)
	12		DECOSEY, Quenton vs Delaware State (12/19/15)
Free Throw Att.	17		DECOSEY, Quenton at USF (01/31/16)
	15		DECOSEY, Quenton vs Delaware State (12/19/15)
FT Pct (min 3 made)	1.000	(8-8)	BROWN, Josh vs Delaware State (12/19/15)
	1.000	(7-7)	DECOSEY, Quenton vs UConn (02/11/16)
	1.000	(7-7)	DECOSEY, Quenton vs Fairleigh Dickinson (12/02/15)
	1.000	(6-6)	DECOSEY, Quenton at Penn (12/09/15)
	1.000	(6-6)	COLEMAN, Devin vs North Carolina (11/13/15)
	1.000	(4-4)	BROWN, Josh vs SMU (01/24/16)
	1.000	(4-4)	COLEMAN, Devin vs Fairleigh Dickinson (12/02/15)
	1.000	(4-4)	DECOSEY, Quenton vs Utah (11/22/15)
	1.000	(4-4)	DECOSEY, Quenton vs Butler (11/20/15)
	1.000	(4-4)	COLEMAN, Devin vs Minnesota (11/19/15)
	1.000	(3-3)	DECOSEY, Quenton at La Salle (01/20/16)
	1.000	(3-3)	ENECHIONYIA, Obi vs East Carolina (01/09/16)
Rebounds	14		BOND, Jaylen vs USF (02/14/16)
	14		BOND, Jaylen at Memphis (01/13/16)
Assists	9		BROWN, Josh vs USF (02/14/16)
	9		BROWN, Josh at Penn (12/09/15)
Steals	4		DECOSEY, Quenton at Memphis (01/13/16)
	4		BOND, Jaylen vs Houston (01/02/16)
Blocked Shots	4		BROWN, Josh vs Fairleigh Dickinson (12/02/15)
	3		ENECHIONYIA, Obi at Memphis (01/13/16)
Turnovers	5		DECOSEY, Quenton vs Minnesota (11/19/15)
	4		BROWN, Josh vs Tulsa (02/04/16)
	4		DECOSEY, Quenton at East Carolina (01/27/16)
	4		DECOSEY, Quenton at Memphis (01/13/16)
	4		DINGLE, Daniel vs Houston (01/02/16)

	4	BROWN, Josh at Wisconsin (12/05/15)
	4	DECOSEY, Quenton vs Fairleigh Dickinson (12/02/15)
Fouls	5	BOND, Jaylen vs Saint Joseph's (12/13/15)
	5	ENECHIONYIA, Obi vs Utah (11/22/15)
	5	BOND, Jaylen vs Utah (11/22/15)
Minutes	47	BROWN, Josh vs Cincinnati (01/16/16)
	46	DECOSEY, Quenton vs Cincinnati (01/16/16)
	45	BROWN, Josh vs Tulsa (02/04/16)
	43	DECOSEY, Quenton vs Saint Joseph's (12/13/15)
	41	ENECHIONYIA, Obi vs Saint Joseph's (12/13/15)



2015-16 Temple Men's Basketball
Temple Opponent High/Low Analysis (as of Feb 15, 2016)
All games



OPPONENT INDIVIDUAL GAME HIGHS

Points	32		POELTL, Jakob vs Utah (11/22/15)
	29		POTTS Jr, Earl vs Fairleigh Dickinson (12/02/15)
	25		Kennedy Meeks vs North Carolina (11/13/15)
	24		MCMURRAY, Jahmal vs USF (02/14/16)
	23		GRAY, Jr., Rob vs Houston (01/02/16)
Field Goals Made	10		HARRISON, Shaquille vs Tulsa (02/04/16)
	10		POTTS Jr, Earl vs Fairleigh Dickinson (12/02/15)
	10		POELTL, Jakob vs Utah (11/22/15)
	10		Kennedy Meeks vs North Carolina (11/13/15)
Field Goal Att.	21		PRICE, Jordan at La Salle (01/20/16)
	20		HARRISON, Shaquille vs Tulsa (02/04/16)
	20		DUNHAM, Kellen vs Butler (11/20/15)
FG Pct (min 5 made)	1.000	(7-7)	WASHINGTON, Tony at La Salle (01/20/16)
	1.000	(5-5)	FALL, Tacko at UCF (02/06/16)
	1.000	(5-5)	GUERRERO, Ruben at USF (01/31/16)
3-Point FG Made	6		POTTS Jr, Earl vs Fairleigh Dickinson (12/02/15)
	5		BIRT, Pat vs Tulsa (02/04/16)
3-Point FG Att.	13		DUNHAM, Kellen vs Butler (11/20/15)
	12		BIRT, Pat vs Tulsa (02/04/16)
3-Pt FG Pct (min 2 made)	1.000	(2-2)	WILLIAMS, Clarence vs East Carolina (01/09/16)
	1.000	(2-2)	Morris, Carlos vs Minnesota (11/19/15)
	1.000	(2-2)	Joel Berry II vs North Carolina (11/13/15)
Free Throws Made	12		POELTL, Jakob vs Utah (11/22/15)
	11		Mason, Nate vs Minnesota (11/19/15)
Free Throw Att.	14		POELTL, Jakob vs Utah (11/22/15)
	12		Mason, Nate vs Minnesota (11/19/15)
FT Pct (min 3 made)	1.000	(8-8)	MILES, Isaiah vs Saint Joseph's (12/13/15)
	1.000	(8-8)	LEWIS, Tyler vs Butler (11/20/15)
	1.000	(6-6)	MILLER, Shonn vs UConn (02/11/16)
	1.000	(6-6)	ELLIS, Octavius vs Cincinnati (01/16/16)
	1.000	(5-5)	BIRT, Pat vs Tulsa (02/04/16)
	1.000	(5-5)	BARKLEY, Kentrell at East Carolina (01/27/16)
	1.000	(5-5)	WILLIAMS, Prince at East Carolina (01/27/16)
	1.000	(5-5)	BROWN, Sterling vs SMU (01/24/16)
	1.000	(4-4)	MCMURRAY, Jahmal vs USF (02/14/16)
	1.000	(4-4)	GIBBS, Sterling vs UConn (02/11/16)
	1.000	(4-4)	GUERRERO, Ruben at USF (01/31/16)
	1.000	(4-4)	MOORE, Nic vs SMU (01/24/16)
	1.000	(4-4)	GIBBS, Sterling at UConn (01/05/16)
	1.000	(4-4)	CAUPAIN, Troy at Cincinnati (12/29/15)
	1.000	(4-4)	RAYSOR, Dana vs Delaware State (12/19/15)
	1.000	(4-4)	CHRAPASCZ, Andrew vs Butler (11/20/15)
	1.000	(4-4)	DUNHAM, Kellen vs Butler (11/20/15)
	1.000	(4-4)	Morris, Carlos vs Minnesota (11/19/15)
	1.000	(4-4)	Joel Berry II vs North Carolina (11/13/15)
	1.000	(3-3)	MCMURRAY, Jahmal at USF (01/31/16)
	1.000	(3-3)	ADAMS, Jalen at UConn (01/05/16)
	1.000	(3-3)	WIDEMAN, Tyler vs Butler (11/20/15)
	1.000	(3-3)	Konate, Bakary vs Minnesota (11/19/15)
Rebounds	15		MILES, Isaiah vs Saint Joseph's (12/13/15)
	14		CLARK, Gary vs Cincinnati (01/16/16)
Assists	8		WALKER, Daiquan at UCF (02/06/16)
	8		ANDERSON, Darian vs Fairleigh Dickinson (12/02/15)

Steals	3	MORILLO, Nehemias vs USF (02/14/16)
	3	MOORE, Nic vs SMU (01/24/16)
	3	Goodwin,Shaq at Memphis (01/13/16)
	3	GRAY, Jr., Rob vs Houston (01/02/16)
	3	JIGGETTS, Stephan vs Fairleigh Dickinson (12/02/15)
	3	ANDERSON, Darian vs Fairleigh Dickinson (12/02/15)
Blocked Shots	4	Goodwin,Shaq at Memphis (01/13/16)
	4	WIDEMAN, Tyler vs Butler (11/20/15)
Turnovers	7	Lawson,Dedric at Memphis (01/13/16)
	6	MCMURRAY, Jahmal vs USF (02/14/16)
Fouls	5	MORILLO, Nehemias at USF (01/31/16)
	5	BROWN, Sterling vs SMU (01/24/16)
	5	ELLIS, Octavius vs Cincinnati (01/16/16)
	5	NDAO, Papa vs Saint Joseph's (12/13/15)
	5	POTTS Jr, Earl vs Fairleigh Dickinson (12/02/15)
	5	JONES, Roosevelt vs Butler (11/20/15)
	5	Mason, Nate vs Minnesota (11/19/15)



2015-16 Temple Men's Basketball
Temple Combined Team Statistics (as of Feb 14, 2016)
Conference games



RECORD:	OVERALL	HOME	AWAY	NEUTRAL
ALL GAMES	10-3	6-1	4-2	0-0
CONFERENCE	10-3	6-1	4-2	0-0
NON-CONFERENCE	0-0	0-0	0-0	0-0

#	Player	gp-gs	min	avg	Total		3-Point		F-Throw		Rebounds								a	to	blk	stl	pts	avg
					fg-fga	fg%	3fg-fga	3fg%	ft-fa	ft%	off	def	tot	avg	pf	dq								
25	DECOSEY, Quenton	13-13	487	37.5	74-164	.451	27-64	.422	61-79	.772	16	57	73	5.6	21	0	35	29	6	19	236	18.2		
34	COLEMAN, Devin	13-2	354	27.2	53-126	.421	37-79	.468	1-5	.200	8	22	30	2.3	13	0	18	9	2	5	144	11.1		
15	BOND, Jaylen	11-10	332	30.2	49-115	.426	1-9	.111	6-19	.316	45	60	105	9.5	34	0	16	15	6	14	105	9.5		
00	ENECHIONYIA, Obi	13-9	306	23.5	44-115	.383	18-55	.327	17-26	.654	14	26	40	3.1	33	0	5	9	15	4	123	9.5		
01	BROWN, Josh	13-13	496	38.2	39-100	.390	12-38	.316	15-25	.600	3	50	53	4.1	33	0	62	18	3	21	105	8.1		
04	DINGLE, Daniel	13-6	264	20.3	23-61	.377	9-25	.360	13-19	.684	11	28	39	3.0	24	0	16	19	4	5	68	5.2		
10	WILLIAMS, Mark	12-1	115	9.6	19-36	.528	4-9	.444	4-5	.800	9	11	20	1.7	14	0	3	11	2	0	46	3.8		
24	AFLAKPUI, Ernest	6-5	83	13.8	8-13	.615	0-0	.000	5-8	.625	11	11	22	3.7	12	0	1	4	5	3	21	3.5		
11	LOWE, Trey	13-4	132	10.2	15-46	.326	3-26	.115	3-5	.600	7	11	18	1.4	5	0	8	4	1	4	36	2.8		
22	ROBBINS, Mike	1-0	3	3.0	0-1	.000	0-0	.000	2-3	.667	0	0	0	0.0	0	0	0	0	1	0	2	2.0		
03	ALSTON, JR., Levan S	12-2	82	6.8	4-17	.235	3-12	.250	0-2	.000	0	8	8	0.7	3	0	3	2	0	2	11	0.9		
23	WATSON, Devontae	2-0	21	10.5	0-1	.000	0-0	.000	0-0	.000	1	5	6	3.0	4	0	0	1	1	1	0	0.0		
Team											22	23	45				10							
Total.....		13	2675		328-795	.413	114-317	.360	127-196	.648	147	312	459	35.3	196	0	167	131	46	78	897	69.0		
Opponents.....		13	2675		323-762	.424	66-227	.291	149-203	.734	151	344	495	38.1	200	3	167	158	42	53	861	66.2		

TEAM STATISTICS	TU	OPP	Date	Opponent	Score	Att.
SCORING	897	861	* 12/29/15	at Cincinnati	w 77-70	10029
Points per game	69.0	66.2	* 01/02/16	HOUSTON	L 50-77	5374
Scoring margin	+2.8	-	* 01/05/16	at UConn	w 55-53	11319
FIELD GOALS-ATT	328-795	323-762	* 01/09/16	EAST CAROLINA	w 78-60	4524
Field goal pct	.413	.424	* 01/13/16	at Memphis	L 65-67	12247
3 POINT FG-ATT	114-317	66-227	* 01/16/16	CINCINNATI	Ww2 67-65	7481
3-point FG pct	.360	.291	* 01/24/16	SMU	w 89-80	6096
3-pt FG made per game	8.8	5.1	* 01/27/16	at East Carolina	L 61-64	4196
FREE THROWS-ATT	127-196	149-203	* 01/31/16	at USF	w 70-63	2875
Free throw pct	.648	.734	* 02/04/16	TULSA	Wot 83-79	5929
F-Throws made per game	9.8	11.5	* 02/06/16	at UCF	w 62-60	3654
REBOUNDS	459	495	* 02/11/16	UCONN	w 63-58	8316
Rebounds per game	35.3	38.1	* 02/14/16	USF	w 77-65	7560
Rebounding margin	-2.8	-				
ASSISTS	167	167	* - Conference game			
Assists per game	12.8	12.8				
TURNOVERS	131	158				
Turnovers per game	10.1	12.2				
Turnover margin	+2.1	-				
Assist/turnover ratio	1.3	1.1				
STEALS	78	53				
Steals per game	6.0	4.1				
BLOCKS	46	42				
Blocks per game	3.5	3.2				
ATTENDANCE	45280	44320				
Home games-Avg/Game	7-6469	6-7387				
Neutral site-Avg/Game	-	0-0				

Score by Periods	1st	2nd	OT	OT2	Totals
Temple	421	452	17	7	897
Opponents	409	434	13	5	861



2015-16 Temple Men's Basketball
Temple Combined Team Statistics (as of Feb 14, 2016)
All games



RECORD:	OVERALL	HOME	AWAY	NEUTRAL
ALL GAMES	16-8	9-2	6-3	1-3
CONFERENCE	10-3	6-1	4-2	0-0
NON-CONFERENCE	6-5	3-1	2-1	1-3

#	Player	gp-gs	min	avg	Total		3-Point		F-Throw		Rebounds											
					fg-fga	fg%	3fg-fga	3fg%	ft-fa	ft%	off	def	tot	avg	pf	dq	a	to	blk	stl	pts	avg
25	DECOSEY, Quenton	24-24	825	34.4	125-281	.445	40-97	.412	109-135	.807	31	113	144	6.0	43	0	60	53	8	28	399	16.6
15	BOND, Jaylen	22-21	639	29.0	101-227	.445	3-24	.125	13-33	.394	76	108	184	8.4	67	2	27	27	9	23	218	9.9
00	ENECHIONYIA, Obi	23-17	530	23.0	79-189	.418	36-95	.379	32-47	.681	18	54	72	3.1	64	1	11	17	21	8	226	9.8
34	COLEMAN, Devin	24-12	634	26.4	82-223	.368	49-124	.395	19-26	.731	21	47	68	2.8	28	0	26	15	4	9	232	9.7
01	BROWN, Josh	24-24	863	36.0	69-178	.388	19-60	.317	40-54	.741	11	92	103	4.3	56	0	113	34	13	28	197	8.2
11	LOWE, Trey	24-5	300	12.5	42-111	.378	12-55	.218	13-16	.813	16	22	38	1.6	13	0	15	10	1	12	109	4.5
04	DINGLE, Daniel	24-6	457	19.0	36-98	.367	11-40	.275	23-42	.548	23	41	64	2.7	45	0	33	23	9	8	106	4.4
10	WILLIAMS, Mark	23-1	220	9.6	32-71	.451	6-24	.250	17-24	.708	19	27	46	2.0	32	0	13	18	4	1	87	3.8
24	AFLAKPUI, Ernest	12-6	122	10.2	12-21	.571	0-0	.000	7-11	.636	12	17	29	2.4	18	0	1	5	5	3	31	2.6
03	ALSTON, JR., Levan S	23-2	265	11.5	21-65	.323	13-42	.310	4-8	.500	4	22	26	1.1	25	0	17	8	1	3	59	2.6
22	ROBBINS, Mike	2-0	4	2.0	0-1	.000	0-0	.000	2-3	.667	0	0	0	0.0	0	0	0	0	1	0	2	1.0
23	WATSON, Devontae	6-2	41	6.8	0-3	.000	0-0	.000	0-0	.000	2	7	9	1.5	9	0	0	2	1	1	0	0.0
Team											40	49	89				10					
Total.....		24	4900		599-1468	.408	189-561	.337	279-399	.699	273	599	872	36.3	400	3	316	222	77	124	1666	69.4
Opponents.....		24	4900		584-1405	.416	135-445	.303	314-423	.742	276	639	915	38.1	388	7	300	273	85	101	1617	67.4

TEAM STATISTICS	TU	OPP	Date	Opponent	Score	Att.
SCORING	1666	1617	11/13/15	vs North Carolina	L 67-91	5710
Points per game	69.4	67.4	11/19/15	vs Minnesota	w 75-70	1601
Scoring margin	+2.0	-	11/20/15	vs Butler	L 69-74	1814
FIELD GOALS-ATT	599-1468	584-1405	11/22/15	vs Utah	L 68-74	5309
Field goal pct	.408	.416	11/29/15	DELAWARE	w 69-50	4706
3 POINT FG-ATT	189-561	135-445	12/02/15	FAIRLEIGH DICKINSON	w 79-70	4034
3-point FG pct	.337	.303	12/05/15	at Wisconsin	L 60-76	17287
3-pt FG made per game	7.9	5.6	12/09/15	at Penn	w 77-73	4378
FREE THROWS-ATT	279-399	314-423	12/13/15	SAINT JOSEPH'S	Lot 65-66	6194
Free throw pct	.699	.742	12/19/15	DELAWARE STATE	w 78-63	4578
F-Throws made per game	11.6	13.1	* 12/29/15	at Cincinnati	w 77-70	10029
REBOUNDS	872	915	* 01/02/16	HOUSTON	L 50-77	5374
Rebounds per game	36.3	38.1	* 01/05/16	at UConn	w 55-53	11319
Rebounding margin	-1.8	-	* 01/09/16	EAST CAROLINA	w 78-60	4524
ASSISTS	316	300	* 01/13/16	at Memphis	L 65-67	12247
Assists per game	13.2	12.5	* 01/16/16	CINCINNATI	Wo2 67-65	7481
TURNOVERS	222	273	01/20/16	at La Salle	w 62-49	8030
Turnovers per game	9.3	11.4	* 01/24/16	SMU	w 89-80	6096
Turnover margin	+2.1	-	* 01/27/16	at East Carolina	L 61-64	4196
Assist/turnover ratio	1.4	1.1	* 01/31/16	at USF	w 70-63	2875
STEALS	124	101	* 02/04/16	TULSA	Wot 83-79	5929
Steals per game	5.2	4.2	* 02/06/16	at UCF	w 62-60	3654
BLOCKS	77	85	* 02/11/16	UCONN	w 63-58	8316
Blocks per game	3.2	3.5	* 02/14/16	USF	w 77-65	7560
ATTENDANCE	64792	88449				
Home games-Avg/Game	11-5890	9-8224				
Neutral site-Avg/Game	-	4-3608				

* - Conference game

Score by Periods	1st	2nd	OT	OT2	Totals
Temple	786	852	21	7	1666
Opponents	768	826	18	5	1617