



# TEMPLE UNIVERSITY MEN'S BASKETBALL 2015-16 GAME NOTES



Larry Dougherty, Sr. Associate AD/Communications, larrydoc@temple.edu | Karen Auerbach, Asso. Dir., Athletic Communications, karen@temple.edu  
 O: 215-204-2588 | C: 215-651-1822 | Twitter: @TUMBBHoops | Website: www.OwlSports.com

## GAME INFORMATION

Date/Time .....January 27, 2016/7:00 p.m.  
 Site .....Greenville, N.C. (Williams Arena at Minges Coliseum)  
 TV.....ESPN3 (PBP, Evan Lepler;  
 .....Color, Stan Lewter)  
 Radio .....1210 AM WPHT (PBP, Harry Donahue; Color, John Baum)  
 Live Stats.....Link on OwlSports.com  
 Twitter Updates.....@TUMBBHoops  
 Series .....Temple leads, 3-0  
 at Temple.....Temple leads, 2-0  
 at East Carolina .....Temple leads, 1-0  
 at neutral sites.....0-0  
 First Meeting .....Temple, 66-53 @ Temple (2/14/15)  
 Last Meeting .....Temple, 78-60 @ Temple (1/9/16)  
 Streak .....W 3

## SCHEDULE/RESULTS

### NOVEMBER

Nov. 13 Svs. #1/1 North Carolina (CBS SN) ..... L, 91-67  
 Nov. 19 #vs. Minnesota (ESPN2) ..... W, 75-70  
 Nov. 20 #vs. #22/20 Butler (ESPN2) ..... L, 74-69  
 Nov. 22 #vs. #16/16 Utah (ESPN2) ..... L, 74-68  
 Nov. 29 DELAWARE (ESPN3) ..... W, 69-50

### DECEMBER

Dec. 2 FAIRLEIGH DICKINSON (ESPN3) ..... W, 79-70  
 Dec. 5 at Wisconsin (CBS) ..... L, 76-60  
 Dec. 9 ^at Penn ..... W, 77-73  
 Dec. 13 ^SAINT JOSEPH'S (CBS SN) ..... L, 66-65 (OT)  
 Dec. 19 DELAWARE STATE (ESPN3) ..... W, 78-63  
 Dec. 29 ^at #22/23 Cincinnati (ESPN2) ..... W, 77-70

### JANUARY

Jan. 2 \*HOUSTON (ESPNNews) ..... L, 77-50  
 Jan. 5 \*at #23/24 UConn (CBS SN) ..... W, 55-53  
 Jan. 9 \*EAST CAROLINA (ESPNNews) ..... W, 78-60  
 Jan. 13 \*at Memphis (CBS SN) ..... L, 67-65  
 Jan. 16 \*CINCINNATI (ESPN2) ..... W, 67-65 (2OT)  
 Jan. 20 ^vs. La Salle (Palestra) (CBS SN) ..... W, 62-49  
 Jan. 24 \*#8 SMU (ESPN2) ..... W, 89-80  
 Jan. 27 \*at East Carolina (ESPN3) ..... 7:00 p.m.  
 Jan. 31 \*at USF (CBS SN) ..... 2:00 p.m.

### FEBRUARY

Feb. 4 \*TULSA (ESPN2) ..... 7:00 p.m.  
 Feb. 6 \*at UCF (ESPN2) ..... 12:00 p.m.  
 Feb. 11 \*UConn (ESPN/2) ..... 7:00 p.m.  
 Feb. 14 \*USF (CBS SN) ..... 3:00 p.m.  
 Feb. 17 ^#4/4 VILLANOVA (ESPN2) ..... 7:00 p.m.  
 Feb. 21 \*at Houston (ESPNNews) ..... 7:00 p.m.  
 Feb. 23 \*at Tulsa (ESPNNews) ..... 7:00 p.m.  
 Feb. 27 \*UCF (ESPNNews) ..... 12:00 p.m.

### MARCH

Mar. 3 \*MEMPHIS (ESPN2) ..... 7:00 p.m.  
 Mar. 6 \*at Tulane (ESPN3) ..... 3:00 p.m.  
 Mar. 10-13 ..... at The American Tournament (Orlando, Fla.)

Home games in CAPS; \$ - Veterans Classic

# - Puerto Rico Tip-Off

^ - Big 5 games; \* - American Athletic Conference games

\*\* - American Tournament (Orlando, Fla.)

All times Eastern

## MATCHUP



ESPN 3



### TEMPLE

Owls  
 11-7, 5-2 American

### HEAD COACH

Fran Dunphy (La Salle '70)  
 Overall Record: 514-278 (27th Yr.)  
 at School: 204-115 (10th Yr.)  
 vs. East Carolina: 3-0

### LAST TIME OUT

W, 89-80 vs. #8 SMU  
 1/24/2016

### LEADERS

Pts: Quenton DeCosey (15.8 ppg)  
 Rebs: Jaylen Bond (8.2 rpg)  
 Assists: Josh Brown (4.6 apg)

### COMPARISON

11-7 .....Overall Record .....9-11  
 69.4 .....Scoring Offense .....69.4  
 68.2 .....Scoring Defense .....70.4  
 +1.2 .....Point Differential .....-1.0  
 .406.....FG Percentage .....431  
 .411.....FG Percentage Defense .....436  
 7.5 .....3PT Per Game .....7.0  
 .326 .....3PT Percentage .....349  
 .307 .....Opp. 3PT Percentage .....319  
 .704 .....FT Percentage .....715  
 37.0.....Rebounds Per Game.....34.8  
 -1.2 .....Rebound Margin .....-0.2  
 12.9.....Assists Per Game .....15.1  
 5.2 .....Steals Per Game .....5.8  
 3.3 .....Blocks Per Game .....2.4  
 9.3 .....Turnovers Per Game .....13.2  
 +1.8 .....Turnover Margin .....-0.3

### EAST CAROLINA

Pirates  
 9-11, 1-6 American

### HEAD COACH

Jeff Lebo (North Carolina '89)  
 Overall Record: 307-247 (18th Yr.)  
 at School: 96-89 (6th Yr.)  
 vs. Temple: 2-3 (2-0 at Auburn)

### LAST TIME OUT

W, 84-83 at Memphis  
 1/24/2016

### LEADERS

Pts: B.J. Tyson (15.1 ppg)  
 Rebs: Kentrell Barkley (5.8 rpg)  
 Assists: Prince Williams (4.1 apg)

## PROJECTED STARTERS

#	Name	Pos.	Ht./Wt.	Yr.	PPG	RPG	APG	Notes
1	Josh Brown	G	6-3/185	Jr.	8.8	4.5	4.6	Leads American in mins played per game (35.1)
11	Trey Lowe	G	6-6/165	Fr.	4.9	1.6	0.4	8 pts vs. SMU (1/24), season-high 5 rebs/3 steals
25	Quenton DeCosey	G	6-5/205	Sr.	15.8	5.8	2.3	Third in the American w/ 15.8 ppg
0	Obi Enechionya	F	6-8/220	So.	8.5	3.0	0.6	Leads the team with 14 blocks
24	Ernest Afiake	C	6-10/235	Fr.	2.3	1.8	0.1	Has started last 4 games; 3-of-4 FT's vs. SMU (1/24)

## HEADLINES

- Temple is back to its giant-killing ways, coming off an 89-80 upset win against #8 and previously undefeated SMU on Jan. 24. The Owls have now taken down a Top 10 team in seven of the last eight seasons.
- Overall, the Owls have won five of their last six including a double-overtime win against Cincinnati on Jan. 16.
- Senior guard Devin Coleman went a perfect 8-of-8 from the field against SMU, including 7-of-7 from long range. He scored a career and game-high 23 points, and was named the American Athletic Conference Player of the Week.
- Temple has faced six ranked teams already this season, with its three wins being the most since 2005-06. The Owls now have at least one win over a ranked opponent for nine straight seasons.
- Temple's only loss since Jan. 2 was a narrow, 67-65 defeat at Memphis in the final seconds. The Owls tied the game on a Josh Brown layup with two seconds left, but a foul on the next possession sent the Tigers to the free throw line.
- This season marks the first since 1998 that the Owls have beaten two Top 25 opponents on the road (#22/23 Cincinnati on Dec. 29, #23/24 UConn on Jan. 5).
- Senior guard DeCosey is Temple's leading scorer this season with 15.8 points per game, ranking third in the American Athletic Conference, and has scored in double figures in 16 of 18 contests. He has scored 1,271 points to rank 33rd all-time in program history. When DeCosey scores at least 20 points, the Owls are 5-1 so far this season.
- Senior Jaylen Bond recorded his fifth double-double of the season with 14 points and a season-high 14 rebounds at Memphis, while Brown led the Owls with a season-high 15 points along with seven assists.
- The Owls' 55-53 win at #23/24 UConn on Jan. 5 was the 200th win for head coach Fran Dunphy in his 10 seasons at Temple. He is now one of just five Division I coaches with 200 or more wins at two different schools, while also taking each school to six or more NCAA Tournaments.
- With 514 wins, Dunphy is just three wins away from surpassing former Owl coach John Chaney and becoming the all-time winningest coach in Philadelphia Big 5 history. With his next win, Dunphy will have 205 at Temple and will tie James Usilton, Sr., for third place in all-time coaching wins for the program behind Chaney and Harry Litwack.
- As a team, the Owls are ranked third in the nation in fewest turnovers per game at 9.4. They have recorded single digit turnovers in 10 of 18 games, tallying as few as five (vs. Delaware on 11/29).
- East Carolina, at 9-11 overall, had lost six straight games before edging Memphis on the road this past weekend, 84-83. Senior guard Prince Williams made two free throws with 4.1 seconds left to play, while sophomore guard B.J. Tyson drained a career-high six 3-pointers and matched his career best of 26 points.
- Tyson leads ECU with 15.1 points per game, followed closely by junior guard Caleb White with 14.1 ppg.

## PROGRAM INFORMATION

### ALL-TIME RECORD

- 118th season of basketball
- **Years:** 1885 to present
- **Overall record:** 1,860-1,031
- **American record:** 22-21
- **NCAA Tournament Record:** 33-31

### THE LIACOURAS CENTER

Opened .....Dec. 9, 1997  
Season .....17th  
Capacity: .....10,206  
Student Section .....Cherry Crusade  
Overall record: .....192-59

### A-10 CHAMPIONSHIPS

Titles (9): 1985, 1987, 1988, 1990, 2000, 2001, 2008, 2009, 2010

### A-10 Regular Season Championships

Titles (10): 1984, 1987, 1988, 1990, 1998, 1999, 2000, 2002, 2010, 2012

### NCAA TOURNAMENT HISTORY

Appearances (31): 1944, 1956, 1958, 1964, 1967, 1970, 1972, 1979, 1984, 1985, 1986, 1987, 1988, 1990, 1991, 1992, 1993, 1994, 1995, 1996, 1997, 1998, 1999, 2000, 2001, 2008, 2009, 2010, 2011, 2012, 2013

Final Four (2): 1956 & 1958

Elite Eight (7): 1956, 1958, 1988, 1991, 1993, 1999, 2001

Sweet 16 (7): 1956, 1958, 1988, 1991, 1993, 1999, 2001

### NIT TOURNAMENT HISTORY

Appearances (18): 1938, 1957, 1960, 1961, 1962, 1966, 1968, 1969, 1978, 1981, 1982, 1989, 2002, 2003, 2004, 2005, 2006, 2015

NIT Championships (2): 1938, 1969

## QUICK FACTS

Founded .....1884  
Enrollment .....39,000  
Nickname .....Owls  
School Colors .....Cherry and White  
Affiliation .....NCAA Division I  
Conference.....American Athletic  
President.....Neil D. Theobald  
Director of Athletics.....Dr. Patrick Kraft  
Athletic Dept. Phone .....215-204-7447  
Ticket Office Phone.....215-204-8499  
University Website .....temple.edu  
Assoc. AD/MBB Contact.....Larry Dougherty  
E-mail .....larrydoc@temple.edu  
Office Phone.....(215) 204-2588  
Cell Phone.....(215) 651-1822  
Secondary MBB Contact.....Karen Auerbach  
E-mail .....karena@temple.edu  
Office Phone.....(215) 204-3850  
Cell Phone.....(928) 606-8017  
Office Fax.....(215) 204-7499  
Press Row .....(215) 204-7445  
Athletics Website .....owlsports.com

## ROSTER

#	Name	Yr.	Pos.	Ht.	Wt.	Hometown	High School/Previous
0	Obi Enechionya	So.	F	6-8	220	Springfield, Va.	St. James (Md.) School
1	Josh Brown	Jr.	G	6-3	185	Newark, N.J.	St. Anthony's
3	Levan Shawn Alston, Jr.	Fr.	G	6-4	170	Philadelphia, Pa.	The Haverford School
4	Daniel Dingle	R-Jr.	G/F	6-7	235	Bronx, N.Y.	St. Raymond's
10	Mark Williams	Jr.	F	6-8	240	Cleveland, Ohio	Montrose Christian
11	Trey Lowe	Fr.	G	6-6	165	Ewing, N.J.	Ewing
15	Jaylen Bond	Sr.	F	6-8	240	Philadelphia, Pa.	Plymouth-Whitemarsh/Texas
22	Mike Robbins	Jr.	G	6-4	185	Wynnewood, Pa.	Lower Merion
23	Devontae Watson	Sr.	F/C	6-11	215	Ambridge, Pa.	Lincoln Park Charter
24	Ernest Aflakpui	Fr.	C	6-10	235	Accra, Ghana	Archbishop Carroll (Pa.)
25	Quenton DeCosey	Sr.	G	6-5	205	Union, N.J.	St. Joseph's-Metuchen
32	Ayan Nunez de Carvalho	Fr.	G	6-5	200	Parana, Argentina	Escuela Normal Superior
34	Devin Coleman	Sr.	G	6-2	205	Philadelphia, Pa.	Friends' Central/Clemson

**Head Coach** – Fran Dunphy (La Salle '70/10th yr.)

**Assistant to the Head Coach/Player Development** - Dave Duke (Villanova '74/10th yr.)

**Assistant Coaches** – Dwayne Killings (Hampton '03/5th yr.), Aaron McKie (Temple '94/2nd yr.), Shawn Trice (Penn '95/10th yr.)

**Director of Operations** – Raheem Mapp (Temple '09)

**Video Coordinator** - Chris Clark (Temple '08)

**Athletic Trainer** – Sean Cameron (Plymouth State '09)

**Strength Coach** – Rich Levy (Springfield College '98)

**Grad. Asst. Managers** - Luis Guzman, Jake Rauchbach, Andrew Radomicki, Jake Shechtman

**Pronunciations:** Aflakpui - ahh-FLAK-pea; Ayan Nunez de Carvalho - eye-ON NOON-yez day-car-VAL-o; Devontae - Duh-VON-tay; Enechionya - Eh-netch-E-own-ya; Levan - le-VAN

## MEDIA INFORMATION

### CREDENTIALS

Karen Auerbach  
Office: 215-204-3850  
Email: karen@temple.edu

### INTERVIEWS

Larry Dougherty  
Cell: 215-651-1822  
Email: larrydoc@temple.edu

**INTERVIEW POLICY:** Temple players and/or coaches will be available for postgame interviews. After games, the Temple locker room will be open to the media following a sufficient "cool down" period. Requested players will be taken to a designated media room at home and on the road.

**INTERVIEWS:** Requests for coach and player interviews should be made at least a day in advance through the Temple University Athletic Communications Office, 215-204-2588.

**PRACTICE SESSIONS:** Daily practices are closed to the media unless prior arrangements have been made through the Temple Athletic Communications Office. Contact the Athletic Communications Office for practice times.

## TEMPLE VS. EAST CAROLINA

- Temple and East Carolina are meeting for the fourth time after beginning the all-time series last season.
- The Owls have not lost to ECU, sweeping the series last year and winning 78-60 at home already this season on Jan. 9.
- In 2014-15, Temple earned a 66-53 victory at home on Feb. 14, and followed it up with a 70-56 win on the road on March 5.
- ECU head coach Jeff Lebo is 2-3 all-time against Temple, with the two wins coming in 2004-05 and 2005-06 while he was head coach at Auburn.

## LAST MEETING: TEMPLE 78, EAST CAROLINA 60 (JAN. 9, 2015)

- With its biggest second half of the season, Temple exploded down the stretch to defeat visiting East Carolina, 78-60. The Owls hit 13 three-pointers, thanks to five apiece by seniors Devin Coleman and Quenton DeCosey.
- DeCosey hit 8-of-13 from the field and 5-of-8 from long range to tie his season high in leading all players with 24 points. Coleman finished with 17 points, and Jaylen Bond led all players with 12 rebounds while also scoring nine points.
- The game was tied at 50-50 near the 11-minute mark of the second half, but Temple used a 21-4 run to take a 17-point lead, 71-54 over the next seven minutes. The Owls led by as many as 21 in the final minute before the final bucket by the Pirates.
- Temple's 45 second-half points were a season high, and the Owls shot 50 percent for the game to tie their season best.
- The Pirates shot close to 60 percent in the first half and hit 6-of-9 from long range to stay in the lead for most of the period. East Carolina led by as many as 11 twice in the final five minutes, but Devin Coleman caught fire in the final stretch. He hit a three-pointer to close the gap to eight with 1:16 remaining, and hit a second trey at the buzzer to send Temple into halftime down just five, 38-33.
- East Carolina's Caleb White led all scorers with 11 points at halftime, hitting 4-of-5 from the field including 3-of-4 treys.
- DeCosey and Coleman combined for three treys as the Owls started the second half just like they ended the first. With a 9-0 run, Temple took a 42-38 lead in the opening three minutes. The Pirates kept it close over the next six minutes, and the teams were tied three times at 45, 48 and 50 before Temple made its real charge to put the game away.
- Temple scored 12 unanswered points to end its 21-4 run, with Josh Brown hitting three buckets in a row for seven points in that stretch.
- Brown finished with 12 points while also dishing a game-high eight assists, and the Owls had a fourth player score in double figures as Obi Enechionya tallied 10. The victory marked the first time this season the Owls have rallied back to win when down at halftime.
- White led East Carolina with 14 points, and Clarence Williams scored 12 for the Pirates.

## IN ELITE COMPANY

### 1,860 TEMPLE VICTORIES RANKS 5TH ALL-TIME

Temple's 75-57 victory over Bowling Green on Dec. 31, 2012 put the Owls in elite company. They joined Kentucky, North Carolina, Kansas, Duke and Syracuse with 1,800 wins. Temple Basketball owns a 116-year won-loss record of 1,860-1,031. The Owls' history also includes:

- 49 postseason appearances (31 NCAA's, 18 NITs)
- 2 Final Four appearances (1956 and 1958) under Harry "The Chief" Litwack
- 5 regional finals in the last 27 years under John Chaney (1988, 1991, 1993, 1999 and 2001)
- 2 NIT Championships (1938 and 1969)
- 2 Naismith Basketball Association Hall of Fame Coaches in Litwack and Chaney.

### TOP 10 DIVISION I SCHOOLS IN TOTAL VICTORIES\*

Kentucky .....	2,193
Kansas .....	2,169
North Carolina .....	2,158
Duke .....	2,077
<b>TEMPLE .....</b>	<b>1,860</b>
Syracuse .....	1,825
UCLA .....	1,815
Notre Dame .....	1,809
St. John's .....	1,802
Indiana .....	1,773

\*as of January 25, 2016

### ASSOCIATED PRESS POLL

1	Oklahoma (36)	16-2	1,592
2	<b>North Carolina (29)</b>	<b>18-2</b>	<b>1,586</b>
3	Iowa	16-3	1,473
4	Kansas	16-3	1,369
5	Texas A&M	17-2	1,332
6	<b>Villanova</b>	<b>17-3</b>	<b>1,261</b>
7	Xavier	17-2	1,186
8	Maryland	17-3	1,111
9	West Virginia	16-3	1,105
10	Providence	17-3	1,005
11	Virginia	15-4	903
12	Michigan State	17-4	869
13	<b>SMU</b>	<b>18-1</b>	<b>838</b>
14	Iowa State	15-4	792
15	Miami (FL)	15-3	753
16	Louisville	16-3	719
17	Baylor	15-4	594
18	Arizona	16-4	502
19	Indiana	17-3	466
20	Kentucky	15-4	403
21	Purdue	17-4	328
22	Wichita St	14-5	151
23	Oregon	16-4	149
24	Duke	15-5	145
25	Notre Dame	14-5	136

**Receiving Votes:** Dayton 77, South Carolina 74, Saint Mary's 42, Pittsburgh 38, USC 27, **Butler 26**, Clemson 18, VCU 17, Valparaiso 9, Hawaii 9, **Connecticut 5**, **Utah 5**, UAB 4, Chattanooga 2, Michigan 1, Colorado 1, Grand Canyon 1, Navy 1

2015-16 opponents in **Bold** (January 25)

### USA TODAY/ESPN COACHES POLL

1	<b>North Carolina (23)</b>	<b>18-2</b>	<b>791</b>
2	Oklahoma (9)	16-2	766
3	Kansas	16-3	680
4	Iowa	16-3	677
5	Texas A&M	17-2	650
6	<b>Villanova</b>	<b>17-3</b>	<b>591</b>
7	Maryland	17-3	581
8	Xavier	17-2	580
9	West Virginia	16-3	503
10	Providence	17-3	452
11	Michigan State	17-4	445
12	Virginia	15-4	430
13	Miami (FL)	15-3	412
14	Louisville	16-3	384
15	Arizona	16-4	341
16	Iowa State	15-4	312
17	Indiana	17-3	290
18	Baylor	15-4	281
19	Kentucky	15-4	242
20	Duke	15-5	183
21	Purdue	17-4	150
22	South Carolina	17-2	137
23	Pittsburgh	16-3	118
24	Oregon	16-4	90
25	Wichita St	14-5	60

**Receiving Votes:** Dayton 49, Saint Mary's 31, Clemson 30, Notre Dame 20, Gonzaga 17, **Butler 15**, USC 14, **Connecticut 11**, California 10, Michigan 10, Washington 7, LSU 6, VCU 6, Valparaiso 6, Arkansas-Little Rock 5, UAB 4, **Utah 4**, Texas 3, Monmouth 3, **Saint Joseph's 2**, Oregon State 1

2015-16 opponents in **Bold** (January 25)

## TEMPLE MEN'S BASKETBALL

### LAST TIME OUT: TEMPLE 89, #8 SMU 80 (JAN. 24, 2016)

• For the seventh time in the last eight seasons, Temple defeated a Top-10 opponent. The unranked Owls ended #8 SMU's quest for an undefeated campaign, topping the Mustangs 89-80 at the Liacouras Center the day after one of the worst blizzards in Philadelphia history. Temple snapped SMU's 18-0 start to the season, taking down the last undefeated men's team in the country.

• The win gave the Owls a third victory over a Top-25 team this season, the first time that a Temple team has accomplished that feat in the regular season since the 1999-00 season. It was also the seventh career win over a Top-10 team for head coach Fran Dunphy.

• Senior Devin Coleman was the x-factor in the game, as the guard did not miss a shot, going 7-for-7 from long range (8-8 overall), finishing with a career-high 23 points. Coleman's performance from behind the arc tied the school record for three-point percentage in a game, matching Pepe Sanchez's 100% (7-7) game against Rhode Island on February 16, 1997.

• Coleman led three Owls in double figures, as senior Quenton DeCosey finished with 19 points and junior Daniel Dingle added a career-best 14. DeCosey also added five rebounds and three steals in the win. Junior Josh Brown had nine points and sophomore Obi Enechionya and freshman Trey Lowe each chipped in with eight to round out the Temple box score.

• As a team, the Owls connected for a season-high 14 threes, shooting just under 50% (14-29) from beyond the arc in the game. Temple also reached a season-high in points.

• In Temple's highest-scoring first half of the season, it was SMU that had the edge early in the period. The Mustangs led by four on two occasions, but Temple took over the lead twice before settling on an 11-11 tie. A DeCosey three put Temple on top 19-16 and from there the Owls did not trail. SMU cut the deficit to one point twice before the end of the half, but Temple used a 12-3 run to take a 44-34 advantage into the locker room.

• Coleman and Dingle each hit back-to-back treys to spur the Owls' closing surge, as SMU allowed the most points in any half of a game this season. Coleman had 12 points at the half, going 4-for-4 from long range, while Dingle had 10 points and DeCosey had nine.

• After SMU cut the lead to four midway through the second half, Temple responded with a 24-9 run that spanned nearly seven minutes of play. Coleman connected for three from long range during the stretch, as the Owls took their largest lead of the game, a 19-point cushion, 78-59 with 5:28 to play.

• Temple withstood a late 10-0 SMU run that saw the Mustangs get the deficit to under nine at 78-69 with 3:14 to play. From there, the Owls made 11-of-14 from the free throw line to ice the upset victory.

• Five players finished in double-digits in scoring for SMU, led by 19 points and nine rebounds from Sterling Brown. Jordan Tolbert added 15 points and Ben Moore chipped in with 13.

### Giant Killers

Temple's 89-80 upset of #8 SMU on Jan. 24 was the program's seventh win over a Top-10 team in the last eight seasons. The Owls achieved the feat for five straight years from 2018-09 to 2012-13, and began a new streak in 2014-15 with a 77-52 defeat of #10/10 Kansas on Dec. 22.

On Dec. 13, 2008, Dionte Christmas scored 35 points to lead the Owls to an 88-72 win over #8/8 Tennessee. On Dec. 13, 2009, Juan Fernandez delivered a career-high 33 points in a 75-65 win over #3/3 Villanova. On Dec. 9, 2010, Ramone Moore exploded for a career-high 30 points in a 68-65 win over #9/10 Georgetown. On Jan. 4, 2012, it was Khalif Wyatt scoring 22 points to propel the Owls to a 78-73 win over #3/5 Duke. Wyatt did it again with a career-high 33 points in an 83-79 win over #3/3 Syracuse on Dec. 12, 2012.

After a season without a Top 10 win, the Owls made 18 of their final 23 shots from the field for a dominant win against #10/10 Kansas at the Wells Fargo Center in 2014-15. Senior Devin Coleman sparked the most recent upset against #8 SMU, hitting 8-of-8 from the field including 7-of-7 from long range to finish with a career and game-high 23 points.

In addition to beating a Top 10 team in seven of eight seasons, the Owls have beaten at least one Top 25 team for nine straight seasons. Their three victories over ranked opponents this year are the most in the regular season since 1999-00.

### In Elite Company

With Temple's seventh win of the season at #23/24 UConn on Jan. 5, head coach Fran Dunphy joined Roy Williams, Eddie Sutton, Lou Henson and Rick Pitino as the only coaches in NCAA Division I history to win 200 games at two different schools while also reaching the NCAA Tournament six times with each program.

### Temple vs. the Polls

For the first time since the 1997-98 season, Temple has won two road games against opponents ranked in the Top 25. Last season, the Owls faced Top 25 teams just four times. This season, they have already faced six ranked opponents and are likely to face at least one more when they play Villanova at home on Feb. 17.

### Three Wins To History

Temple head coach Fran Dunphy is three wins away from surpassing former Owl coach John Chaney and becoming the all-time winningest coach in Philadelphia Big 5 history. Dunphy, who became the fifth coach to win 200 games at two schools while taking each to six NCAA Tournaments, is the one of eight coaches to have won 200 or more games at a Big 5 school since the city league was formed in 1955. Below is the list of 200-win coaches in city-series history.

John Chaney (Temple) .....	516-253 (1982-06)
Fran Dunphy (Penn/Temple) .....	514-278 (1989-present)
Phil Martelli (Saint Joseph's) .....	391-268 (1995-present)
Rollie Massimino (Villanova) .....	357-242 (1973-92)
Jay Wright (Villanova) .....	336-155 (2001-present)
Jack Kraft (Villanova) .....	242-96 (1961-73)
Speedy Morris (La Salle) .....	238-203 (1987-01)
Jack Ramsay (Saint Joseph's) .....	234-72 (1955-66)



## 2015-16 TEMPLE TEAM HIGHS

### Biggest Temple Lead

23 points .....66-43 vs. FDU (12/2)

### Biggest Temple Deficit

30 points.....76-46 vs. Houston (1/2)

### Biggest Temple Halftime Lead

12 points.....37-25 vs. Delaware (11/29)

### Biggest Temple Halftime Deficit

19 points .....40-21 vs. Houston (1/2)

### Best Temple 1st Half FG%

57.1 (16-28) .....at Cincinnati (12/29)

### Worst Temple 1st Half FG%

29.4 (10-34) .....vs. Saint Joseph's (12/13)

### Best Temple 2nd Half FG%

58.6 (17-29) .....vs. East Carolina (1/9)

### Worst Temple 2nd Half FG%

34.2 (13-38).....vs. Butler (11/20)

### Best Temple FG%

50.0 (26-52) .....4x, last vs. La Salle (1/20)

### Worst Temple FG%

33.3 (23-69) .....vs. Saint Joseph's (12/13)

### Most Points Scored by Temple in First Half

44 .....vs. SMU (1/24)

### Least Points Scored by Temple in First Half

21 .....vs. Houston (1/2)

### Most Points by Opponent in First Half

47 .....vs. North Carolina (11/13)

### Least Points by Opponent in First Half

24 .....vs. Cincinnati (1/16)

### Most Points by Temple in Second Half

45 .....2x, last vs. SMU (1/24)

### Least Points by Temple in Second Half

25 .....at UConn (1/5)

### Most Points by Opponent in Second Half

46 .....vs. SMU (1/24)

### Least Points by Opponent in Second Half

22 .....vs. East Carolina (1/9)

### Most Rebounds by Temple

48 .....vs. Delaware State (12/19)

### Most Blocks by Temple

8 .....at Memphis (1/13)

### Most Steals by Temple

10 .....2x, last vs. SMU (1/24)

### Most 3-Pointers Made by Temple

14 .....vs. SMU (1/24)

### Most Assists by Temple

18 .....3x, last vs. East Carolina (1/9)

### Fewest Turnovers by Temple

5 .....vs. Delaware (11/29)

### Most Turnovers by Temple

14 .....vs. FDU (12/2)

### Best Free-Throw Percentage by Temple

89.3 (25-28) .....vs. FDU (12/2)

## TEMPLE MEN'S BASKETBALL

### Home Sweet Home

The Liacouras Center has proven to be a tremendous home court advantage. Since the arena opened its doors in 1997, the Owls have posted a 192-59 (.765) all-time record, and set the record for wins in a single season with 16 in 2014-15. That marked the seventh 10-win season in the last eight campaigns for the Owls at home and Temple is 98-23 (.810) at home since the start of the 2007-08 campaign. To the right is a list of 10-win seasons in the building (**bold** under Dunphy).

2014-15	16-2 (.889)
2010-11	14-0 (1.000)
2012-13	14-3 (.824)
1999-00	13-0 (1.000)
2009-10	13-1 (.928)
2008-09	11-2 (.846)
1998-99	11-1 (.916)
2011-12	10-1 (.909)
2005-06	10-2 (.833)
2007-08	10-3 (.769)

### Sixth Man

Senior guard Devin Coleman has given the Owls new life in coming off the bench over the last six games. Coleman started in the first 12 games of the season, a 6-6 stretch for Temple, averaging 8.6 ppg and shooting 31.5 percent from long range (17-of-54).

Since coming off the bench for six games starting with the Owls' win at UConn on Jan. 5, Coleman is the team's second-leading scorer with 13.0 ppg, and has hit 20-of-39 three-pointers (51.3 percent). Temple's record in that span is 5-1.

### Coleman Comparison

In games started (12)

8.6 ppg, 30.9 percent from the field, 31.5 percent from long range (17-of-54), team record 6-6.

In games off the bench (6)

13.0 ppg, 49.2 percent from the field, 51.3 percent from long range (20-of-39), team record 5-1.

### Loaded Schedule

Temple faced Top 25 teams in three of its first four games for the first time in program history. Twice before, in 1990-91 and 1993-94, the Owls faced ranked teams in three of their first five games. The Owls now have three regular-season wins over Top 25 teams, the most since 1999-00. On Dec. 29, Temple won 77-70 at #22/23 Cincinnati, and on Jan. 5 the Owls edged out #23/24 UConn, 55-53. Temple got its first home win of the season over a ranked team when the Owls beat #8 SMU 89-80 on Jan. 24.

Three of Temple's seven losses have come to teams that were ranked in the Top 25 at the time of the game (#1/1 North Carolina, #22/20 Butler and #16/16 Utah) with another coming on the road against 2015 NCAA finalist Wisconsin. The combined won-loss record of all seven teams the Owls have lost to is 98-38 (.721).

### Current Records of Opponents to Defeat Temple in 2015-16 (as of Jan. 25)

North Carolina, 18-2

Saint Joseph's, 16-3

Utah, 15-5

Houston, 13-6

Butler, 13-6

Memphis, 12-7

Wisconsin, 11-9

### Cincinnati Season Sweep

Just six games into its American Athletic Conference schedule, Temple completed a regular season sweep of Cincinnati, a team that was ranked in the Top 25 in the first meeting. The Owls won 77-70 at #22/23 Cincinnati in the conference opener on Dec. 29, and earned a 67-65 double overtime win at home against the Bearcats on Jan. 16. Temple's seven shots from long range made the difference in the game. Cincinnati came in as the conference's leader in three-pointers made per game at 7.9, and ranked third with a .366 three-point field-goal percentage. The Owls held them to just a single trey, as the Bearcats finished at 1-of-18 (5.6 percent). Cincinnati has appeared in five straight NCAA Tournaments, advancing to the third round in 2015.

### 500th Win for Dunphy

Temple head coach Fran Dunphy became the 24th active Division I men's basketball head coach to reach the 500-win mark with the Owls' 80-75 win over Memphis on March 13, 2015. He joined Hall of Fame Owl legend John Chaney as the only two coaches in Philadelphia Big 5 history to record 500 wins. Chaney compiled 516 in his 24 years patrolling the Temple sidelines (1982-2006).

### Clutch Shooter

Junior point guard Josh Brown hit a jumper in the lane with 2.6 seconds remaining at #23/24 UConn on Jan. 5, lifting the Owls to a 55-53 win. It was the second such game-winning shot for Brown in his career, as he also hit a shot with two seconds left that gave the Owls a 61-60 win at Memphis on Feb. 7, 2015.

### Starting Lineup Remix

After the first two games of the season, head coach Fran Dunphy used the same starting lineup for 10 games in a row. That group included sophomore Obi Enechionya (out for season opener due to injury), junior Josh Brown, senior Jaylen Bond, senior Devin Coleman and senior Quenton DeCosey. Dunphy has now mixed up his lineup for five straight games, replacing Coleman and Enechionya with a combination of freshmen Ernest Aflakpui, Levan Shawn Alston, Jr. and Trey Lowe, redshirt junior Daniel Dingle and junior Mark Williams. Aflakpui has now started in four straight games, the most of anyone outside the five who started in 10 straight. The Owls have gone 5-1 since switching up the lineup each game, after going 5-5 while it remained constant.

### DeCosey Hits 1,000

Temple senior guard Quenton DeCosey had scored 998 points heading into the Puerto Rico Tip-Off, and a three-pointer early in the Owls' opening-game win vs. Minnesota made him the 51st player in program history to reach the 1,000-point plateau. DeCosey, who was honored for his milestone prior to the FDU game on Dec. 2, led Temple with 22 points that night and has now scored 1,271 career points (33rd all-time).

### Handle With Care

Temple proved adept at taking care of the ball last season, and the Owls led the conference and ranked eighth among all Division I teams in fewest turnovers at 9.5 per game. This year Temple has protected the ball even better. The Owls are currently ranked third nationally in fewest turnovers overall with 167, and also third nationally in fewest turnovers per game with a 9.4 average. Temple led the nation in fewest turnovers 11 times under Hall of Fame head coach John Chaney. (n.b. - NCAA records only date back to the 1993 season).

## TEMPLE MEN'S BASKETBALL

### Mascot Double Trouble: Hooter and Stella

Temple Athletics has both a traditional and a live mascot cheering on its teams, as Hooter the Owl and Stella can both often be found on the sidelines. To honor Temple's beginning as a night school for ambitious young people, the nocturnal owl was adopted as its mascot. The owl represents wisdom and knowledge and is known for being perceptive, resourceful and courageous. Hooter the Owl is a part of Temple's Spirit Squad, making appearances games, alumni events and more. Each February, mascots from all over the city of Philadelphia come to Temple to celebrate Hooter's birthday at a home basketball game, which will take place this season on Saturday, Feb. 27 against UCF.



Stella, a great horned owl, began her career as Temple's live mascot in 2013. Though she's small—just 2 feet tall and only 3 pounds—Stella is a mighty predator, with an impressive 60-inch wingspan and talons capable of crushing prey with 28 pounds of force per square inch. She currently resides in the Elmwood Park Zoo in Norristown, Pa., where she also is a wildlife conservation teacher. Stella originally hails from Washington state. Her favorite foods include rodents, rabbits and snakes.

### Big 5 History

The Owls earned a share of their 27th Big 5 title in 2012-13, with that total (21 shared, six outright) leading the Big 5. Temple's 134-93 record in city series games ranks second, and the Owls have won four Big 5 titles in head coach Fran Dunphy's eight seasons. Temple finished 2-2 in Big 5 play last season with wins over Penn and La Salle, a narrow, 58-56 loss to Saint Joseph's and finally a loss to #7/7 Villanova. The Wildcats earned the Big 5 title in 2014-15 with a perfect 4-0 record. With a 2-1 Big 5 record so far in 2015-16, Temple can earn a share of the title with a win over Villanova on Feb. 17.

### Alums Return to Fran Dunphy's Staff

Two Temple alums joined head coach Fran Dunphy's staff in the offseason, while a third was promoted within the staff. Chris Clark ('08), who helped lead the Owls to the first of six straight NCAA Tournaments under Dunphy, now serves as video coordinator for the team. Luis Guzman ('10), who played a significant role in three Atlantic 10 Champion teams and made four NCAA Tournament appearances with the Owls, joined the program as a graduate manager. Former basketball manager Raheem Mapp ('09), who has worked with the team in various capacities since 2006, was promoted to director of basketball operations after serving five years as the administrative/video coordinator for the team.

### Road Warriors

Like Mad Max, Temple has proven to be a true "Road Warrior" in 2015-16. The Owls sport a 3-2 record on opponents' home floors and have two road wins over ranked foes (#22/21 Cincinnati, #23/24 UConn) for the first time in a season since 1997-98.

### Devin Coleman Named American Player of the Week

After his career and record-setting performance in leading Temple to an 89-80 upset of previously undefeated and eighth-ranked SMU, senior guard Devin Coleman was named the American Athletic Conference Player of the Week on Jan. 25. The honor is the first-ever for Coleman, who was named to the conference's weekly honor roll earlier this season.

In the SMU win, Coleman shot a perfect 8-of-8 from the field including 7-of-7 from beyond the arc, finishing with a career and game-high 23 points. His three-point shooting effort tied the school record for 3-point percentage in a game set by Pepe Sanchez on Feb. 16, 1997. In the Owls' other game of the week, a 62-49 win at La Salle, Coleman scored six points and tied his season high with six rebounds.

### Double-Digit Debut

With his 12 points against #1/1 North Carolina, Levan Shawn Alston, Jr., became the first true freshman to score in double figures in his Temple debut since Mark Tyndale tallied 19 points in an 80-78 home loss to Auburn on Nov. 19, 2004. Redshirt freshman Ramone Moore also scored in double figures with 11 points in 20 minutes in a 79-65 win over East Tennessee State at Charleston Classic on Nov. 14, 2008. Alston's father, Levan Alston, scored six points in 34 minutes off the bench in his first game as an Owl, a 65-54 win over USC at the Martin Luther King Classic in Memphis on November 27, 1994. A transfer from New Orleans, Alston was a junior at the time.

### 1987-88 Team to be Inducted into Big 5 Hall of Fame

The 1987-88 Temple men's basketball team that finished as the AP's #1 ranked team and advanced to the NCAA Elite 8 with a 32-2 overall record, will be one of five teams inducted into the Philadelphia Big 5 Hall of Fame on April 11, 2016 at the league's annual awards banquet.

This marks the first time the Big 5 has inducted teams into its prestigious Hall of Fame. The other teams are: the 1968-69 La Salle Explorers (23-1, #2 national ranking); the 1970-71 Penn Quakers (28-1, #3 national ranking); 2003-04 Saint Joseph's Hawks (30-2, #1 national ranking) and 1984-85 Villanova Wildcats (25-10, NCAA Champions).

John Chaney earned his second straight USBWA National Coach of the Year award following the season while freshman guard Mark Macon was named to the Associated Press All-America Second Team. Macon was joined on the all-Atlantic 10 First Team by his backcourt mate, senior Howard Evans, and fellow senior forward Tim Perry, who earned A10 Player of the Year accolades. Junior forward Mike Vreeswyk earned second team all-conference honors.

### Assistance From Brown

Junior point guard Josh Brown has reset his career high in assists twice this season. In the Owls' win at Penn on Dec. 9, he dished a career-high nine assists while recording just a single turnover. Brown currently ranks fourth in The American in assists per game (4.6) and is ranked first in assist/turnover ratio (3.2).

### Summer Session

Freshman guards Levan Shawn Alston, Jr., and Trey Lowe are playing their first season at Temple together, but it is not the first time they have been teammates. The Owl duo played together on the AAU squad Team Final Basketball in the summer of 2014.

### Perfect Game

Perfection is a rarity in basketball or in any sport, but senior guard Devin Coleman couldn't miss in a recent big win for the Owls. Hitting 8-of-8 from the field including 7-of-7 from beyond the arc, Coleman scored a career and game-high 23 points in leading Temple to an 89-80 upset of #8 SMU on Jan. 24.

Coleman's performance from long range tied the school record for three-point percentage in a game, matching Pepe Sanchez's 100% (7-7) game against Rhode Island on February 16, 1997.

In the Owls' four biggest conference games so far (SMU, UConn and two against Cincinnati), Coleman is a combined 18-of-28 (.643) from three-point range.

### Six Owls Represent Temple at Big 5 60th Anniversary

The Philadelphia Big 5 turns 60 this year and there was no better way to celebrate than with the Big 5 doubleheader at the Palestra on Jan. 20. Six all-decade teams were honored, with Temple being represented by the following six star players:

1950s: Jay Norman (1955-58): Jay Norman was a starter on the Owls' two NCAA Final Four teams, scoring 1,024 points (11.5 ppg) and grabbing 1,006 career rebounds (11.4 rpg). The Big 5 Hall of Famer starred in the Eastern League before serving as an assistant coach at Temple from 1968-89 under Harry Litwick, Don Casey and John Chaney.


1960s: John Baum (1966-69): John Baum was a three-year starter for the Owls and captained the 1968-69 team to the NIT Championship. The Big 5 Hall of Famer scored 1,544 points (17.9 ppg) and grabbed 1,042 rebounds (12.1 rpg) in his three-year career. He was selected in the second round of the 1969 NBA Draft by the Chicago Bulls and played two seasons with the team and three more in the ABA.

1970s: Ollie Johnson (1969-72): Ollie Johnson led Temple in scoring and rebounding his junior and senior years, finishing his career with 1,063 points (12.8 ppg) and 839 rebounds (10.1 rpg). The Big 5 Hall of Famer was selected in the second round of the 1972 NBA Draft and spent nine seasons in the league.

1980s: Mark Macon (1987-91): Mark Macon was a four-year starter and one of only four players to have his number (#12) retired. The Big 5 Hall of Famer scored a school record 2,609 points (20.7 ppg), pulled down 700 rebounds (5.6 rpg) and made a then-record 281 steals (2.2 spg). The All-American led Temple to its only #1 national ranking and two NCAA Elite Eight Appearances. The 1991 first round NBA draft pick played six seasons in the league.

1990s: Aaron McKie (1991-94): Aaron McKie finished his three-year career ranked sixth on the Temple all-time scoring list with 1,650 points (17.9 ppg) while starting all 92 games. The honorable mention All-American helped lead the Owls to the 1993 Elite Eight. The Big 5 Hall of Famer was selected in the first round of the 1994 NBA Draft by Portland and played 13 seasons in the league, earning NBA Sixth Man of the Year honors with the 76ers in 2001. He is currently in his second season as an assistant coach at Temple.

2000s: Lynn Greer (1997-02): Lynn Greer is one of only four Temple players to score over 2000 career points, ranking second at the school with 2,099 (15.3 ppg). An incredible shooter, he ranks second all-time with 305 three-pointers made while owning the school free-throw percentage record (85.2%). The 2002 Big 5 MVP led Temple to two Elite Eight appearances. He played more than a decade overseas while spending one season with the NBA's Milwaukee Bucks (2006-07).



### 10TH SEASON • LA SALLE '70 514-278 Overall • 204-115 at Temple

One of 25 active NCAA Division I coaches with 500 victories, Fran Dunphy is in his 10th season at the helm of the Temple men's basketball program. One of the all-time winningest coaches in Philadelphia Big 5 history, Dunphy is also just the fifth coach to win 200 games at two different Division I programs while also taking both schools to six or more NCAA Tournaments. He has joined Lou Henson (New Mexico, Illinois), Rick Pitino (Kentucky, Louisville), Eddie Sutton (Arkansas, Oklahoma State) and Roy Williams (Kansas, North Carolina) in this elite club.

A part of Big 5 Basketball for the last six decades, Dunphy starred at La Salle as a player (1967-70) and served on the Explorer staff as an assistant coach before embarking on a 17-year stint as the head coach of the Penn Quakers (1989-06). He became the first person to serve as the head men's basketball coach at two Philadelphia Big 5 institutions when he took over the reins of the Temple program from Hall of Fame coach John Chaney on April 10, 2006.

All he has done at Temple is win. He ranks fourth on the school's all-time coaching win list with a 204-115 record while guiding the Owls to six NCAA Tournaments, three conference titles and a trip to the 2015 NIT Semifinals in his nine years at the helm. His Temple teams have defeated six Top 10 teams in his tenure and have appeared in the Top 25 during 24 weeks.

Dunphy recorded his historic 500th coaching win in impeccable fashion last season by knocking off Memphis, 80-75, in the American Athletic Conference Quarterfinal round on March 13. His overall record stands at 514-278 which includes 16 20-win seasons, 15 NCAA Tournament appearances, 13 conference championships, eight Big 5 titles and one NIT trip.

Named Philadelphia Big 5 Coach of the Year in four of his nine seasons at Temple, Dunphy led his second Owl squad on a late-season run to the Atlantic 10 Championship. He guided the Cherry and White to a 21-13 overall mark in 2007-08, including a second place A-10 regular season finish with an 11-5 conference record. He followed that by directing his charges in 2008-09 to a 22-12 record, 11-5 in league play, and another conference championship.

The 2009-10 season is one that will go down as one of the best in Temple lore. Picked tied for fifth in the A-10 preseason poll, Dunphy motivated his charges to their first A-10 regular season title (9th overall) since 2002 with a 14-2 record. The 2010 A-10 and NABC District Coach of the Year brought the Owls back into the national spotlight with the program's first national ranking since 2001, with the team staying in the polls for 13 consecutive weeks. His Owls would go on to become just the second A-10 team to win three consecutive conference championships while also posting just the fifth perfect Philadelphia Big 5 season in the program's history.

The number one accomplishment achieved by the 2009-10 Temple team, that finished the season with a #12 ranking in the Associated Press poll, was its 29 victories (against six defeats), which ranks third in the school's history.

In 2010-11, Dunphy led the Owls to a 26-8 record, including another 14-2 mark in A-10 play, and a fourth straight trip to the NCAA Tournament. This time the Owls, the 7-seed in West Region, defeated 10th-seeded Penn State, 66-64, in the second round for the program's first NCAA win since 2001. The Cherry and White game second-seeded San Diego State all they could handle in the next game before falling to the #5/6-ranked Aztecs, 71-64, in double-overtime.

It was a great season for Temple as the Owls were ranked among the nation's Top 25 for eight weeks during the season, climbing as high as #19 in the January 10 Associated Press poll. The Owls also overcame mid-February injuries to two starters, closing the season with seven wins in their final 10 games. The only losses in that stretch came to NCAA Sweet 16 participants Duke, Richmond and San Diego State.

In 2011-12, despite losing projected starter Scootie Randall for the season and center Micheal Eric for 13 games, Dunphy guided his charges to a 24-8 mark and the program's first outright A10 regular season title since 1989-90. The Owls finished 13-3 in league play and Dunphy earned his second A10 Coach of the Year honor for his efforts. Temple defeated #3/3 Duke to mark its fourth straight season with a win over a Top 10 opponent, and later cracked the national polls for the third straight year.

Temple, which also shared the Big 5 title, earned an at-large bid to the NCAA Tournament for the second straight season, and was the fifth-seed in the NCAA Midwest Region.

In 2012-13, Dunphy again guided the Owls to another 20-plus win campaign with the Cherry and White becoming one of eight teams to compete in the last six straight NCAA Tournaments. Temple also knocked off a Top 10 team, this time #3/3 Syracuse, 83-79, at Madison Square Garden (12/22/12) to extend its current nation's best record to five straight seasons of defeating a Top 10 foe while being unranked at the time.

Temple would finish the campaign with a 24-10 record, advancing to the third round of the NCAA Tournament before narrowly falling to top-ranked Indiana, 58-52. The Owls capped their final season in the Atlantic 10 Conference with a thrilling 84-76 win over #19/21 VCU on CBS to finish tied for third in the league with an 11-5 record.

The program struggled in 2013-14, its first season in the American Athletic Conference. In a classic rebuilding year, the Owls posted a 9-22 record. The Cherry and White did continue its streak of wins over a nationally-ranked program to seven with a 71-64 upset over #23 SMU.

In 2014-15, Dunphy led his team to the best turnaround among all Division I teams, posting 17 more wins than the previous season to finish at 26-11 overall and 13-5 in the conference. A signature win over #10 Kansas was among the total as the Owls posted a 77-52 victory over the Jayhawks at the Wells Fargo Center (12/22).

The Owls finished the regular season 23-10, but were surprisingly left out of the NCAA Tournament. As the #1 overall seed in the NIT, Dunphy, in his time coaching in the tournament, guided Temple to wins over Bucknell, George Washington and Louisiana Tech to reach the semifinals, before falling to Miami at Madison Square Garden.

Dunphy was named American Athletic Conference Coach of the Year, marking his third conference coach of the year honor (A-10: 2010, 2012). He also joined Chaney (516) as one of only two coaches to win 500 or more games at Big 5 schools.

One of the most respected coaches in the nation, Dunphy has coached eight Conference Players of the Year, three Conference Rookies of the Year, five perfect Conference seasons and 53 All-Conference honorees.

Prior to joining Penn's coaching staff, Dunphy served as an assistant under Speedy Morris at his alma mater, La Salle University (1985-86 through 1987-88). The Philadelphia native's coaching career began at the United States Military Academy (1971-72), where he served as an assistant under head coach Dan Dougherty. In 1975, he became head coach of his high school alma mater, Malvern Prep. He remained there until becoming Lefty Ervin's assistant at La Salle University (1979-80).

The following year, Dunphy joined current Maryland head coach Gary Williams' staff at American University. He served as an assistant two seasons under Williams, and the final three years under Ed Tapscott, the former head coach of the NBA's Washington Wizards (2008-09). He returned to La Salle in 1985, serving one more season under Ervin and assisting Morris for two seasons. He left La Salle to become Tom Schneider's assistant at Penn in 1988.

In 1989, Dunphy was named the 16th head coach at Penn. He would compile a 310-163 overall record in his 17-year career. His Quaker teams won an unprecedented 48 straight Ivy League games and four league titles from 1992 through 1996. His 1993-94 team posted a 25-3 record and earned a Number 25 ranking in the CNN/USA Today Coaches' Poll, the program's first such ranking since the 1978-79 campaign. That year also included a 90-80 first round upset of sixth-seed Nebraska in the NCAA Tournament.

In his last eight seasons at Penn, Dunphy guided the Quakers to six Ivy League titles and a 93-19 league record. From 1999-2001, he led Penn to 25 straight league wins, including a perfect 14-0 mark in 1999-2000. In 2001-02, Dunphy's Quakers posted a 25-7 record and won the school's first outright city-series title with a perfect 4-0 mark since 1973-74.

A full-time educator on and off the court, Dunphy is in his eighth year teaching in Temple's prestigious Fox School of Business. He is team-teaching an honors course with Dr. Lynne Anderson, entitled, Management, Theory & Practice: From the Locker Room to the Board Room. He previously had served as a lecturer in the Wharton Executive Education program and in the management department of the Wharton School.

Dunphy is one of the leaders in the local Coaches vs. Cancer campaign and was named to the National Council of Coaches vs. Cancer. He was also honored as the 2002 National Coaches vs. Cancer Coach of the Year for his service and tireless dedication to those in need. On September 23, 2008, he joined four other coaches to speak to legislators on Capitol Hill on the need for more funding for cancer research.

The Owl mentor also devotes time to Big Brothers/Big Sisters of Greater Philadelphia's Board of Directors, and his Penn and Temple teams have participated in the Big Brothers/Big Sisters program each year. He is also a member of the Philadelphia CYO Hall of Fame.

A 1970 La Salle graduate with a degree in marketing, Dunphy was an outstanding player under Explorers' head coach Tom Gola. As a junior, he helped the Explorers to a 23-1 record. He served as a co-captain his senior year when he averaged 18.6 ppg and led the team in assists, while also being named the MVP of the annual Quaker City Basketball Tournament. In 1979, he earned a Master's degree in counseling and human relations from Villanova University.

Dunphy and his wife, Ree, reside in Villanova, Pa., with their son, J.P.



## FRAN DUNPHY YEAR BY YEAR

Season	School	Record	Pct.	Conf.	Pct.	Conference Finish
1989-90	Penn	12-14	.462	7-7	.500	t-3rd
1990-91	Penn	9-17	.321	6-8	.429	t-3rd
1991-92	Penn	16-10	.615	9-5	.643	2nd
1992-93	Penn	22-5	.815	14-0	1.000	Ivy League Champions
1993-94	Penn	25-3	.893	14-0	1.000	Ivy League Champions
1994-95	Penn	22-6	.786	14-0	1.000	Ivy League Champions
1995-96	Penn	17-10	.630	12-2	.857	Ivy League Champions
1996-97	Penn	12-14	.462	8-6	.571	4th
1997-98	Penn	17-12	.586	10-4	.714	2nd
1998-99	Penn	21-6	.777	13-1	.929	Ivy League Champions
1999-00	Penn	21-8	.724	14-0	1.000	Ivy League Champions
2000-01	Penn	12-17	.414	9-5	.643	t-2nd
2001-02	Penn	25-7	.781	11-3	.786	Ivy League Champions
2002-03	Penn	22-6	.786	11-3	.786	Ivy League Champions
2003-04	Penn	17-10	.630	10-4	.714	t-2nd
2004-05	Penn	20-9	.689	13-1	.929	Ivy League Champions
2005-06	Penn	20-9	.689	12-2	.857	Ivy League Champions
2006-07	Temple	12-18	.400	6-10	.375	
2007-08	Temple	21-13	.618	11-5	.688	Atlantic 10 Champions
2008-09	Temple	22-12	.647	11-5	.688	Atlantic 10 Champions
2009-10	Temple	29-6	.829	14-2	.875	Atlantic 10 Champions
2010-11	Temple	26-8	.765	14-2	.875	A10 Semifinals
2011-12	Temple	24-8	.750	13-3	.812	A10 Reg. Season Champs
2012-13	Temple	24-10	.706	11-5	.688	t-3rd
2013-14	Temple	9-22	.290	4-14	.222	t-8th
2014-15	Temple	26-11	.703	13-5	.722	t-3rd
2015-16	Temple	11-7	.611	5-2	.714	
<b>OVERALL</b>		<b>514-278</b>	<b>.649</b>	<b>293-102</b>	<b>.742</b>	<b>13 Conference Titles</b>

### Mr. Big Five

Temple head coach Fran Dunphy is synonymous with the Philadelphia Big 5. Dunphy, who lived his first 10 years in Southwest Philadelphia before moving to nearby Drexel Hill, Pa., starred at La Salle from 1967 through 1970. He would later serve as an assistant at his alma mater (1979-80; 1985-88) before taking the assistant coaching job at Penn for the 1988-89 season. After one season he would take over as the Quakers head coach, compiling a 310-163 record in 17 seasons. He is now in his 10th season at Temple. He received a master's degree in counseling from Villanova, and currently resides in Villanova, Pa.

### A Man For All Causes



Dunphy has been a major contributor of his time and energy to the American Cancer Society through Coaches vs. Cancer. He has spearheaded the local efforts of the six Division I coaches that have led to raising over \$1 million to benefit the American Cancer Society. Named the Coaches vs. Cancer National Coach of the Year for his efforts, Dunphy has helped to steer events in the area such as the Coaches vs. Cancer Golf Outing; the Coaches vs. Cancer Basketball; coordinated open practices with the six area teams and holding a March Madness Breakfast to raise awareness for the cause. He was honored in 2008 as a local hero by Bank of America for his role with Coaches vs. Cancer.

Another cause that Dunphy champions is Big Brothers/Big Sisters. The Owl coach devotes his time to Big Brothers/Big Sisters of Greater Philadelphia by serving on the organization's Board of Trustees. His Penn teams participated in Big Brothers/Big Sisters programs each year during his tenure at the school. His Temple teams have been actively participating in the program the past three seasons.

Dunphy is also a member of the Philadelphia CYO Hall of Fame.

## DUNPHY FILE

### COACHING EXPERIENCE

Overall Record: 514-278

### Temple

Head Coach, 2006-present

Record: 204-115

Atlantic 10 Champions (3): '08, '09, '10

NCAA Tournaments: (6): '08, '09, '10, '11, '12, '13

NIT Appearances (1): '15

Phila. Big 5 Champions (4): '08, '10, '12, '13

### Penn

Head Coach, 1989-2006

Record: 310-163

NCAA Tournament: (9): '93, '94, '95, '99, '00, '02, '03, '05, '06

Ivy League Champions (10): '93, '94, '95, '96, '99, '00, '02, '03, '05, '06

Phila. Big 5 Champions (4): '92, '94, '98, '01  
Assistant Coach, 1988-89

### La Salle

Assistant Coach, 1979-80, 1985-88

### American

Assistant Coach, 1980-85

### Malvern Prep

Head Coach, 1975-80

### Army

Assistant Coach, 1971-72

### PLAYING EXPERIENCE

La Salle (1967-70)

Malvern Prep (1963-66)

### EDUCATION

#### American University

Completed coursework toward doctorate degree in counseling and student development

#### Villanova University '79

Master of Science, Counseling

#### La Salle University '70

Bachelor of Arts, Marketing

### Moving Up

With a win vs. La Salle on Feb. 21, 2013, Fran Dunphy moved past Don Casey (151, '73-82) and into fourth place on the all-time Temple coaching win list. Hall of Fame coach John Chaney (516, '82-06) tops the list followed by fellow Hall of Famer Harry Litwack (373, '52-73) and James Usilton, Sr. (205, '26-39). Dunphy is now 204-115 ('06-present).

### A-10 Success

Under Dunphy, the Owls won the outright A-10 regular season title in 2011-12 for the first time since 1989-90. During Temple's years in the A-10 under Dunphy, the Owls went 80-32 in A-10 play and won three A-10 Championships (2008, 2009, 2010).

### Professor Dunphy

For the eighth straight year, Dunphy taught an honors course in the University's prestigious Fox School of Business with Dr. Lynne Andersson. The course, titled Management, Theory and Practice: From the Locker Room to the Board Room, is offered in the fall semester.

### Top 25 Coach

Temple coach Fran Dunphy entered last season ranked 25th among active NCAA Division I coaches in wins with 477, needing just 23 victories to join an elite group (88 all-time, now 25 active) of coaches with 500 wins while coaching at least a decade at the Division I level. Dunphy reached the 500-win mark when the Owls beat Memphis in the American Tournament quarterfinals, and is now one of 25 active Division I coaches to record 500 career wins.

## ACTIVE DIVISION I COACHES WITH 200 OR MORE WINS AT TWO SCHOOLS

Coach	School (Wins/Years)	School (Wins/Years)
Roy Williams	Kansas (418/1988-03)	North Carolina (350/2003-)
Rick Pitino	Kentucky (219/1989-97)	Louisville (384/2001-)
John Calipari	Memphis (214/2001-09)	Kentucky (205/2009-)
Fran Dunphy	Penn (310/1989-06)	Temple (204/2006-)

## DIVISION I COACHES W/ 200 OR MORE WINS AT TWO SCHOOLS WHILE TAKING BOTH TO 6 OR MORE NCAA TOURNAMENTS

Coach	School (Wins/Years)	School (Wins/Years)	Total NCAA's
Roy Williams	Kansas (418/1988-03)	North Carolina (350/2003-)	25
Eddie Sutton	NCAA Tournaments: 14	NCAA Tournaments: 11	
Lou Henson	Arkansas (260/1975-85)	Oklahoma St. (368/1990-06)	22
Rick Pitino	NCAA Tournaments: 9	NCAA Tournaments: 13	
Fran Dunphy	New Mexico (289/66-75/97-05)	Illinois (423/1975-96)	19
	NCAA Tournaments: 7	NCAA Tournaments: 12	
	Kentucky (219/1989-97)	Louisville (384/2001-)	18
	NCAA Tournaments: 6	NCAA Tournaments: 12	
	Penn (310/1989-06)	Temple (204/2006-)	
	NCAA Tournaments: 9	NCAA Tournaments: 6	15

## TEMPLE'S 2015-16 RECORD WHEN

At home . . . . .	6-2
On the road . . . . .	3-2
At a neutral site . . . . .	2-3
In white jerseys . . . . .	6-2
In cherry jerseys . . . . .	5-3
In black jerseys . . . . .	0-2
Winning the game before . . . . .	5-5
Losing the game before . . . . .	6-1
Leading at the half . . . . .	9-1
Trailing at the half . . . . .	2-6
Tied at the half . . . . .	0-0
In overtime games . . . . .	1-1
Shooting 50% or better . . . . .	4-0
Shooting 40% or better . . . . .	3-0
Shooting under 40% . . . . .	4-7
Opp. shoots 50% or better . . . . .	1-2
Opp. shoots 40% or better . . . . .	4-3
Opp. shoots under 40% . . . . .	6-3
Shooting better than opponent . . . . .	7-2
Shooting worse than opponent . . . . .	4-5
Shooting same as opponent . . . . .	0-0
Has more FTs made than opponent . . . . .	7-0
Has less FTs made than opponent . . . . .	3-6
Has equal FTs made as opponents . . . . .	1-1
Outrebounding opponent . . . . .	6-0
Is outrebounded . . . . .	4-7
Has equal rebounds . . . . .	1-0
Has less turnovers than opponent . . . . .	7-5
Has more turnovers than opponent . . . . .	2-1
Has equal turnovers as opponent . . . . .	2-1
No Temple players foul out . . . . .	11-5
Temple player(s) fouls out . . . . .	0-2
Five players in double figures . . . . .	0-0
Four players in double digits . . . . .	5-1
Three players in double digits . . . . .	3-4
Two players in double digits . . . . .	3-1
One player in double digits . . . . .	0-0
No players in double digits . . . . .	0-1
Playing ranked opponents . . . . .	3-3
Playing on television . . . . .	10-7
Playing in November . . . . .	2-3
Playing in December . . . . .	4-2
Playing in January . . . . .	5-2
Playing in February . . . . .	0-0
Playing in March . . . . .	0-0
Playing on Sunday . . . . .	2-2
Playing on Monday . . . . .	0-0
Playing on Tuesday . . . . .	2-0
Playing on Wednesday . . . . .	3-1
Playing on Thursday . . . . .	1-0
Playing on Friday . . . . .	0-2
Playing on Saturday . . . . .	3-2
Margin is 5 points or less . . . . .	4-3
Margin is between 6-10 points . . . . .	3-1
Margin is between 11-20 . . . . .	4-1
Margin is more than 20 . . . . .	0-2
Has a 20-point scorer . . . . .	6-2
Has a 30-point scorer . . . . .	0-0
Scoring 59 points or less . . . . .	1-1
Scoring 60-69 points . . . . .	3-6
Scoring 70+ points . . . . .	7-0

### Quenton DeCosey Named American Athletic Conference Player of the Week on Jan. 11

Senior Quenton DeCosey was named the American Athletic Conference Men's Basketball Player of the Week after leading the Owls to a pair of conference wins. Temple won 55-53 on the road at #23 UConn on Jan. 5, and followed it up with a 78-60 home win over East Carolina on Jan. 9.

DeCosey averaged 19.5 points per game, 3.5 rebounds per game and 3.0 assists per game in the two victories. He shot 51.9 percent from field and improved that to 72.7 percent from three-point range (8-of-11). In the UConn win, DeCosey led the team with 15 points. He was the game-high scorer against ECU, tying his season high with 24 points while hitting 5-of-8 from long range.

### Temple Picked Sixth in American Preseason Poll

Temple was picked to finish sixth in the 2015-16 American Athletic Conference men's basketball poll in voting by the league's head coaches. The Owls were also picked to finish sixth in 2014-15, but bettered that pick by three spots to tie for third in the league.

SMU is the overall preseason favorite in 2015-16 for the first time in league history, tallying 98 points and eight of 11 first-place votes. The Mustangs entered the season returning seven letterwinners and three starters from last year's squad that went 27-7 and posted a 15-3 mark in league play.

UConn garnered two first-place votes and was picked to finish second with 87 points. The Huskies return eight from last season's squad and welcome four newcomers in 2015-16. Cincinnati had one first place-vote and was picked third with 84 points. The Bearcats return nine student-athletes, including all five starters, from last year's 23-win team.

Tulsa was chosen fourth in the preseason standings with 76 points. The Hurricane returns five starters and nine letterwinners from last season's 23-win squad. Memphis (59 pts.), Temple (54 pts.) and Houston (48 pts.) were picked fifth, sixth and seventh in the preseason poll, respectively. East Carolina (31 pts.), UCF (30 pts.), USF (20 pts.) and Tulane (11 pts.) were tabbed eighth, ninth, 10th and 11th to round out the tallies.

### Bond Doubling Up

Senior forward Jaylen Bond notched five double-doubles for Temple last season, and has matched that with five in the first 18 games of 2015. Bond put up back-to-back double-doubles earlier in the season, scoring 12 points and grabbing 10 rebounds at both Wisconsin and Penn. In the Owls' win at #23/24 UConn on Jan. 5, he added a game-high 10 rebounds to 11 points and hit 5-of-7 from the field. Bond notched his fifth double-double at Memphis on Jan. 13, adding a season-high 14 rebounds to 14 points.

### Alani Moore, Damion Moore and Quinton Rose Sign National Letters of Intent

Temple head basketball coach Fran Dunphy has announced the signing of three highly-touted recruits, Alani Moore, Damion Moore and Quinton Rose, to National Letters of Intent.

"We are excited to welcome these three to the Temple Basketball family," said Dunphy. "These are not only talented young men on the court, but outstanding citizens who will be a great fit as teammates. They will play a big part in helping the program continue its storied history of success."

Alani Moore, a 5-10, 150-pound point guard, will play at Friendship Collegiate Academy (Washington, D.C.) this season after starring at Montrose Christian in 2014-15. The Hyattsville, Md., native averaged 17.4 points per game for Montrose as junior to earn first team All-Met honors.

Damion Moore, a 6-10 center from Callaway (Miss.) High School, is a three-star prospect who averaged 3.9 points, 4.6 rebounds and 1.1 blocks per game on Callaway's state championship squad as a junior. He showed his enormous potential in Callaway's 2015-16 season opener when he led the Chargers with 25 points and 10 rebounds.

Rose, a 6-6, 175-pound guard out of Bishop Kearney in Rochester, N.Y., averaged 15.4 points, seven rebounds and seven assists during the 2014-15 season. The three-year varsity performer earned a spot on the 15-player Democrat and Chronicle All-Greater Rochester Team in 2015.

### Jaylen Bond Named 2015-16 Temple Men's Basketball Team Captain

Senior forward Jaylen Bond, the leading returning rebounder in the American Athletic Conference, has been named the Temple men's basketball team captain for the 2015-16 season. Bond becomes the first solo team captain at Temple in Fran Dunphy's 10 seasons at the helm. The last Owl to be a solo captain was David Hawkins during his senior season in 2003-04.

"Jaylen was the consensus choice by a vote of his teammates," said Dunphy, the 2015 American Athletic Conference Coach of Year. "He is everything a coach wants in a captain. He is a hard worker, who leads by example, and most importantly he has earned the respect of his teammates."

Bond, a Philadelphia native (Plymouth-Whitemarsh HS), transferred to Temple prior to the 2013-14 season after playing his first two seasons at the University of Texas. After sitting out his first year at Temple, he averaged 7.6 points and 7.9 rebounds per game while starting 29 of 35 games played. The 6-8 forward was named second team all-Philadelphia Big 5 and honorable mention all-conference. He was second on the team and sixth in conference in steals (1.4 spg).

### 20/20 Vision

Temple recorded its 35th 20-win season in 2014-15. It marked the seventh time (in nine seasons) that head coach Fran Dunphy led the Owls to a 20-win campaign. From 2007-13 Temple recorded six straight 20-win seasons, tying the program record for consecutive 20-win seasons, set under Hall of Fame head coach John Chaney (1995-01). Chaney posted 15 20-win seasons (24 seasons) while fellow Hall of Fame coach Harry Litwack compiled eight (21 seasons).

### For Three

Temple has made at least one three-pointer in 658 consecutive games. The last time the Owls did not make a three-pointer in a game was February 1, 1996. Temple missed all 16 three-point attempts that day in dropping a 59-35 decision to #1 UMass at McGonigle Hall.



## AMERICAN ATHLETIC CONFERENCE



### 2015-16 Standings & Rankings

	Conf.			Overall		
	W	L	PCT.	W	L	PCT.
SMU	7	1	.875	18	1	.947
Tulsa	5	2	.714	13	6	.684
<b>Temple</b>	<b>5</b>	<b>2</b>	<b>.714</b>	<b>11</b>	<b>7</b>	<b>.611</b>
UConn	4	2	.667	14	5	.737
UCF	4	2	.667	10	7	.588
Cincinnati	5	3	.625	15	6	.714
Memphis	3	3	.500	12	7	.632
Houston	3	4	.429	13	6	.684
East Carolina	1	6	.143	9	11	.450
Tulane	1	7	.125	8	13	.381
USF	1	7	.125	4	17	.190

(as of Jan. 25)

#### Temple in American Stats

Category	Rank	Player
Scoring	3	Q. DeCosey (15.8)
Rebounding	7	J. Bond (8.2)
	15	Q. DeCosey (5.8)
D. Rebounds	18	J. Bond (4.8)
	15	Q. DeCosey (4.5)
O. Rebounds	3	J. Bond (3.4)
FG%		N/A
FT%	8	J. Brown (.800)
	9	Q. DeCosey (.798)
3-pt%	6	D. Coleman (.398)
	7	Q. DeCosey (.397)
	13	O. Enechionya (.377)
3-pt Made	9	D. Coleman (2.1)
Assists	4	J. Brown (4.6)
Steals	15	Q. DeCosey (1.3)
Blocks		N/A
A/T Ratio	1	J. Brown (3.2)
Minutes	1	J. Brown (35.1)
	4	Q. DeCosey (33.3)

#### Team

Category	Rank	Average
Scoring Offense	9	69.4
Scoring Defense	7	68.2
Scoring Margin	8	+1.2
Free Throw%	6	.704
Field Goal%	11	.406
Field Goal% Def.	7	.411
3-PT Field Goal%	8	.326
3-PT Field Goal% D	3	.307
Rebounding	9	37.0
Reb. Margin	10	-1.2
Blocked Shots	9	3.3
Assists	9	12.9
Steals	9	5.2
TO Margin	5	+1.83
A/T Ratio	3	1.4
Off. Rebounds	7	11.7
Def. Rebounds	8	25.3
3-PT FGs Made	2	7.5

#### Three's For Hunger

Temple Men's Basketball, Learfield Sports' Temple Sports Properties and The Fresh Grocer of Progress Plaza are working together to give back to Philabundance, Philadelphia's largest food bank. For every three-point basket made during the 2015-16 men's basketball season, The Fresh Grocer of Progress Plaza will donate one case of non-perishable food and goods to Philabundance.

#### Temple to Compete in 2016 NIT Season Tip-Off

Temple will be among four teams headlining the NIT Season Tip-Off as it returns to Barclays Center in 2016. The Owls will be joined by Florida State, Illinois and West Virginia in the championship round.

The 2016 Preseason NIT marks the sixth time that Temple has participated in the prestigious tournament. The Owls placed third in the 1986 tournament and were runners up in the 2000 event. The Cherry and White also competed in 1990, 1995 and 2005.

In its second year under the ESPN Events umbrella, the 2016 NIT Season Tip-Off will maintain its format with Florida State, Illinois, Temple and West Virginia each hosting two games at home against designated campus-site teams prior to traveling to Brooklyn. The full schedule, remaining four teams, and campus-site games will be announced at a later date.

#### On the Radio

For the 15th straight year Temple men's basketball is being broadcast live on 1210 AM WPHH. All the Owls' games will be carried on the radio with Harry Donahue handling play-by-play and John Baum providing color commentary.

#### Chairman of the Boards

Junior forward Jaylen Bond made an immediate impact in his first season at Temple after transferring to the school from Texas. The Philadelphia native led the American Athletic Conference with a 7.9 average. Temple forward Anthony Lee led The American in 2013-14 in rebounding (8.6 rpg). Prior to that, the last Temple player to lead a conference in rebounding was Duane Causwell, who averaged 8.9 boards during the 1988-89 season to top the Atlantic 10 Conference. Tim Perry was the only other Owl to lead the A-10 in rebounding, doing it twice (8.6 rpg in 1986-87; 9.5 rpg in 1985-86).

#### Hometown Hero

Redshirt sophomore Daniel Dingle returned to his high school, St. Raymond's, Jan. 25 to have his Temple jersey hung in the gym. Dingle is one of 36 former St. Raymond's players to go on and play at NCAA Division I schools and his jersey joins his brother's, Dana Dingle, who starred at UMass from 1992-96.

#### Temple Advances to 2015 NIT Semifinals

The Owls are coming off a 26-11 season that marked the best turnaround in NCAA Division I, as they won 17 more games than in the previous season. After barely missing out on an at-large NCAA Tournament berth in 2014-15, the Owls made a run through the NIT all the way to the semifinals at Madison Square Garden, where they fell 60-57 to Miami (FL).

#### Training Techniques

Temple head coach Fran Dunphy employed some unique training methods this off-season to make sure his team was mentally and physically ready for the upcoming season. The Owls worked out at the Joe Hand Boxing Gym in Philadelphia for four sessions in July. The team even was counseled by World Champion Bernard Hopkins, who trains at the gym. The Owls then had cross-fit and spinning training workouts in the summer to improve their cardiovascular fitness before embarking on hour-long yoga sessions the last three weeks to work on their mental approach.

#### Coaches vs. Cancer

Temple head coach Fran Dunphy and his staff will be wearing sneakers this week at East Carolina (Jan. 27) and at USF (Jan. 31) in honor of Coaches vs. Cancer Suits And Sneakers Week. It's a nationwide event when basketball coaches across the county unite for a common cause saving lives from cancer. Coaches and their staff wear sneakers with their suits while coaching games to raise awareness, share the importance of nutrition and physical activity, and to promote the American Cancer Society as a place for people facing cancer to turn to for free information, help, and support 24 hours a day, seven days a week.

#### Flipping the Stats

At the conclusion of the 2013-14 season, Temple was last in The American in scoring defense and field goal percentage defense, as well as eighth among 10 teams in three-point field goal percentage defense. The Owls' offseason work on the defensive end was obvious last season, as Temple ranked third, fourth or fifth among 11 teams in all three categories. Only seven of the Owls' 36 opponents scored over 70 points, with 19 others scoring 60 points or less.

#### Bright Lights

At least 29 national television games highlight Temple's 2015-16 schedule. Temple will appear on ESPN entities a total of at least 21 times during the course of the season.

#### Record-Setting Defense

Temple's stifling defense held Tulane to a Liacouras Center record-low eight points in the first half of a 55-37 win on Jan. 31, 2015. It was the lowest scoring total in a half for any team ever in the building. Tulane's 37 points matched the lowest total for an opponent in the Fran Dunphy era, with the Owls also achieving that feat against American in the 2014-15 season opener. For the program, it marked the first time since the 1993-94 season that Temple had held two opponents to under 40 points in the same season.

#### Going Overtime

Temple is 57-48 overall in overtime contests and has won 15 of its last 20 overtime tilts. Prior to the 2013-14 season's Dec. 7 OT loss vs. Texas, the Owls had won five straight OT games dating back to a double overtime loss to San Diego State (71-64) in the third round of the 2011 NCAA Tournament. TU had won 12 straight single OT games dating back to a 73-69 win over Marist (11/18/08).

The Owls won their only overtime game of the 2014-15 season, a 57-53 decision at defending NCAA champion UConn in the American Athletic Conference opener on Dec. 31.

Temple is 1-1 in overtime games in 2015-16. The Owls fell by just a single point to Big 5 foe Saint Joseph's, 66-65 at home on Dec. 13, but beat conference foe Cincinnati 67-65 in double overtime on Jan. 16.

#### Practice Palace

Temple's \$10 million basketball practice facility was completed in January, 2012, and the Donald and Nancy Resnick Court was officially dedicated on October 5. Part of the \$48 million renovation to Pearson and McGonigle Halls, the new state-of-the-art facility, features separate courts for the Owls' men's and women's basketball teams.

#### A Dynamic Duo

Temple has two Naismith Memorial Basketball Hall of Fame coaches. The first inductee was Harry Litwak, who coached the Owls from 1952 to 1973 and registered 373 wins. Litwak was inducted on April 26, 1976. John Chaney, who retired March 12, 2006 after 24 seasons and 516 wins at Temple, was inducted on October 5, 2001. Temple is only one of nine universities who have two coaches in the Naismith Basketball Hall of Fame. The center jump circle at the Liacouras Center is jointly named in

## THE LAST TIME TEMPLE...

Won By 30 Points.....	Temple 101, LIU Brooklyn 65 (12/21/13)
Won By 40 Points.....	Temple 88, Massachusetts 46 (2/26/03)
Scored 100 Points .....	101 vs. LIU Brooklyn (12/21/13)
Scored Under 50 Points.....	40 vs. American (11/14/14)
Scored Under 40 Points .....	39 at Tulsa (2/22/15)
Scored 50 Points in a Half.....	52 points, Second Half, vs. GW (3/25/15)
Scored 60 Points in a Half.....	63 points, Second Half, vs. LIU Brooklyn (12/21/13)
Scored Under 20 Points in a Half .....	17 Points, Second Half at Tulsa (2/22/15)
Had a +20 Rebound Margin .....	+23 vs. East Carolina (2/14/15)
Had 50 Rebounds .....	50 vs. LIU Brooklyn (11/30/14)
Had Less Than 25 Rebounds.....	22 at Cincinnati (1/17/15)
Had 20 Offensive Rebounds.....	21 vs. Delaware State (12/19/15)
Had Less Than 5 Offensive Rebounds .....	4 vs. SMU (1/14/15)
Had 40 Defensive Rebounds.....	41 vs. St. Bonaventure (1/11/97)
Made 40 Field Goals .....	41 vs. St. Bonaventure (2/7/07)
Made Less Than 15 Field Goals .....	14 at Tulsa (2/22/15)
Attempted 80 Field Goals .....	83 vs. Rhode Island (2/4/89)
Attempted Less Than 40 Field Goals.....	32 vs. Princeton (12/20/04)
Shot .600 From the Field .....	.613 (38-62) vs. LIU Brooklyn (12/21/13)
Made 30 Free Throws .....	30 vs. Delaware State (12/19/15)
Made Less Than 5 Free Throws .....	1 vs. Duke (12/8/12)
Attempted 40 Free Throws.....	49 vs. Louisiana Tech (11/17/14)
Attempted Less Than 10 Free Throws .....	8 at Delaware (12/18/14)
Shot .900 From the Line (min. 10 attempts) .....	.900 (18-20) vs. La Salle (12/6/14)
Made 10 Three-Pointers .....	13 vs. East Carolina (1/9/16)
Made No Three-Pointers .....	0 vs. Massachusetts (2/1/96)
Attempted 25 Three-Pointers.....	29 vs. SMU (1/24/16)
Attempted Less Than 10 Three-Pointers.....	7 at Saint Louis (1/11/12)
Had 25 Assists.....	26 vs. Toledo (11/14/10)
Had Less Than 5 Assists .....	4 vs. St. John's (11/28/10)
Had 25 Turnovers.....	28 vs. Duquesne (1/27/07)
Had Less Than 5 Turnovers .....	4 vs. UConn (3/7/15)
Had 10 Blocks.....	10 vs. Bucknell (3/18/15)
Had No Blocks .....	0 vs. Penn (12/9/15)
Had 15 Steals.....	15 vs. Clemson (11/16/08)
Had No Steals .....	0 vs. Richmond (3/13/03)
Last Overtime Game .....	67-65 vs. Cincinnati (2OT) (1/16/16)
Last Overtime Victory at Home.....	67-65 vs. Cincinnati (2OT) (1/16/16)
Last Overtime Victory on the Road.....	57-53 at UConn (12/31/14)
Temple Defeated a Ranked Opponent .....	89-80 vs. #8 SMU (1/24/16)
Temple Defeated a #1 Ranked Opponent .....	77-69 vs. #1 Cincinnati (2/20/00)

## 100-Point Games

TEMPLE DATE	OPPONENT .....	W/L	SCORE
12/21/13	at LIU Brooklyn.....	W	101-65
2/7/07	St. Bonaventure .....	W	109-70
2/4/88	Duquesne.....	W	110-70
12/8/86	Penn .....	W	103-67
1/6/83	Rhode Island .....	W	103-94
12/11/80	Point Park .....	W	105-75
2/16/79	American.....	W	103-67
2/23/72	Rhode Island .....	W	108-64
2/27/70	Rider.....	W	107-74
2/11/70	at Pittsburgh .....	W	101-72
1/7/69	at Penn .....	W	107-83
1/31/67	Gettysburg .....	W	109-73
2/6/61	Muhlenberg .....	W	102-61
1/3/61	Scranton .....	W	101-69
2/4/56	at St. Francis (PA).....	W	103-68
1/26/56	Delaware.....	W	108-81

2/4/54	at Drexel .....	W	100-62
12/17/51	Glassboro St. ....	W	114-47
12/14/50	at Glassboro St. ....	W	111-36

OPPONENT DATE	OPPONENT.....	W/L	SCORE
12/9/07	Villanova .....	L	93-101
2/7/93	Wake Forest .....	L	69-106
2/5/66	Saint Joseph's [P].....	L	74-105
1/2/60	at G. Washington .....	L	65-101
1/1/55	Kentucky .....	L	69-101
3/1/50	at Syracuse.....	L	76-105

### 100-POINT GAMES FACTS

Temple 100-Point Game Record: 19-0

Home 100-Point Game Record: 13-0

Away 100-Point Game Record: 6-0

Overtime 100-Point Games: 0

### Most Frequent 100-Point Game Opponents:

Glassboro State, Rhode Island, Penn (2)

### Most 100-Point Games in a season:

2 (1955-56, 1960-61, 1969-70)

## THE LAST TIME AN OWL...

Scored 30 Points .....	Will Cummings (30) vs. Bucknell (3/18/15)
Scored 40 Points .....	David Hawkins (41) vs. Massachusetts (3/3/04)
Two Players Scored 20 Points .....	W. Cummings (21) and J. Morgan (20) vs. GW (3/22/15)
Three Players Scored 20 Points .....	Dalton Pepper (26), Will Cummings (23) and Anthony Lee (20) vs. UCF (3/4/14)
Two Players Scored 30 Points .....	David Hawkins (41) and Mardy Collins (30) vs. Massachusetts (3/3/04)
Five Players Scored 10 Points .....	Pepper (17), DeCosey (14), Lee (14), Cummings (12) and Watson (11) at Houston (2/9/14)
Had 15 Rebounds .....	Jaylen Bond (15) vs. GW (3/22/15)
Had 20 Rebounds .....	Lavoy Allen (21) at La Salle (2/28/10)
Had 10 Offensive Rebounds .....	Lavoy Allen (10) at Richmond (2/6/10)
Had 10 Defensive Rebounds .....	Jaylen Bond (10) vs. East Carolina (2/14/15)
Two Players Had 10 Rebounds .....	<b>Obi Enechionya (13) and Josh Brown (12) vs. Saint Joseph's (12/13/15)</b>
Had a Double-Double in Points and Assists .....	Will Cummings (11 points, 10 assists) at Delaware (12/18/14)
Had Back-to-Back Double-Doubles .....	<b>Jaylen Bond (12 pts, 10 rebs) at Penn (12/9/15);</b> <b>(12 pts, 10 rebs) at Wisconsin (12/5/15)</b>
Had Three Consecutive Double-Doubles .....	Jaylen Bond 16 pts, 14 reb vs. Tulsa (1/10/15); .....10 pts, 11 reb at Tulane (1/7/15); 21 pts, 14 reb vs. UCF (1/4/15)
Had Four Consecutive Double-Doubles .....	Lavoy Allen: 14 pts, 18 reb at Massachusetts (3/2/11); .....24 pts, 11 reb vs. La Salle (3/3/11); 15 pts, 12 reb vs. La Salle (3/3/11); 12 pts, 10 reb vs. Richmond (3/12/11)
Had a Triple-Double .....	Pepe Sanchez (10 points, 10 rebounds, 10 assists) vs. La Salle (1/17/1998)
Two Players Had Double-Doubles .....	<b>Enechionya (25 pts, 13 rebs) and Brown (13 pts, 12 rebs) vs. Saint Joseph's (12/13/15)</b>
Had Three Consecutive 30-Point Games .....	Dionte Christmas: 31 vs. Rhode Island (1/20/07), 34 at Penn (1/24/07), .....30 at Duquesne (1/27/07)
Made 10 Field Goals .....	J. Bond (10) vs. UCF (1/4/15)
Attempted 25 Field Goals .....	Will Cummings (25) vs. UCF (3/12/14)
Shot .750 From the Field (min. 10 att.) .....	Dalton Pepper (10-12, .833) vs. LIU Brooklyn (12/21/13)
Made 15 Free Throws .....	Khalif Wyatt (15) vs. Duquesne (2/14/13)
Shot 1.000 From the Line (min. 10 att.) .....	Will Cummings (10-10) at UCF (1/4/14)
Made 7 Three-Pointers .....	<b>Devin Coleman (7) vs. SMU (1/24/16)</b>
Attempted 15 Three-Pointers .....	Dionte Christmas (16) vs. Duquesne (3/14/09)
Shot .750 From 3-Point Range (min. 5 att.) .....	<b>Devin Coleman (7-7, 1.000) vs. SMU (1/24/16)</b>
Had 10 Assists .....	Will Cummings (10) at Delaware (12/18/14)
Had 15 Assists .....	Pepe Sanchez (15) vs. Lafayette (3/17/00)
Had 10 Blocks .....	Duane Causwell (10) vs. Penn State (12/26/89)
Had Five Steals .....	Will Cummings (7) at SMU (2/19/15)
Had 10 Steals .....	Mark Macon (11) vs. Notre Dame (1/29/89)
Led the Team in Points, Rebounds, and Assists .....	Khalif Wyatt (19 pts, 11 rebs, 4 asts) at Fordham (3/6/13)
Hit a Last Second Shot to Win a Game .....	<b>Josh Brown at UConn (1/5/16)</b>

## ACHIEVEMENTS & HONORS

DOUBLE-FIGURE SCORING				DOUBLE-DOUBLES			HONORS/WEEKLY AWARDS	
Player	2015-16	Career	Consecutive	Player	2015-16	Career	Player	Award
DeCosey	16	70	6	Bond	5	11	Coleman	American Athletic Conference Weekly Honor Roll (Nov. 16)
Bond	9	21	1	DeCosey	2	3		American Athletic Conference Player of the Week (Jan. 25)
Coleman	8	15	1	Enechionya	2	2	Brown	American Athletic Conference Weekly Honor Roll (Dec. 14)
Dingle	2	8	1	Brown	1	1	DeCosey	American Athletic Conference Player of the Week (Jan. 11)
Brown	9	18		Alston	1	1		Under Armour OwlSports.com Athlete of the Week (Jan. 11)
Enechionya	6	10		Watson		1		Under Armour OwlSports.com Athlete of the Month (Dec.)
Alston	2	2						American Athletic Conference Weekly Honor Roll (Jan. 18)
Lowe	1	1						
Williams		4						
Watson		1						



**2015-16 TEMPLE MEN'S BASKETBALL STARTING LINEUPS**

<b>Date</b>	<b>Opponent</b>	<b>Starter</b>	<b>Starter</b>	<b>Starter</b>	<b>Starter</b>	<b>Starter</b>
Nov. 13	North Carolina	Josh Brown	Quenton DeCosey	Jaylen Bond	Devin Coleman	Devontae Watson
Nov. 19	Minnesota	Josh Brown	Quenton DeCosey	Jaylen Bond	Devin Coleman	Devontae Watson
Nov. 20	Butler	Josh Brown	Quenton DeCosey	Jaylen Bond	Devin Coleman	Obi Enechionya
Nov. 22	Utah	Josh Brown	Quenton DeCosey	Jaylen Bond	Devin Coleman	Obi Enechionya
Nov. 29	Delaware	Josh Brown	Quenton DeCosey	Jaylen Bond	Devin Coleman	Obi Enechionya
Dec. 2	FDU	Josh Brown	Quenton DeCosey	Jaylen Bond	Devin Coleman	Obi Enechionya
Dec. 5	Wisconsin	Josh Brown	Quenton DeCosey	Jaylen Bond	Devin Coleman	Obi Enechionya
Dec. 9	Penn	Josh Brown	Quenton DeCosey	Jaylen Bond	Devin Coleman	Obi Enechionya
Dec. 13	Saint Joseph's	Josh Brown	Quenton DeCosey	Jaylen Bond	Devin Coleman	Obi Enechionya
Dec. 19	Delaware State	Josh Brown	Quenton DeCosey	Jaylen Bond	Devin Coleman	Obi Enechionya
Dec. 29	Cincinnati	Josh Brown	Quenton DeCosey	Jaylen Bond	Devin Coleman	Obi Enechionya
Jan. 2	Houston	Josh Brown	Quenton DeCosey	Jaylen Bond	Devin Coleman	Obi Enechionya
Jan. 5	UConn	Josh Brown	Quenton DeCosey	Jaylen Bond	Levan Shawn Alston, Jr.	Daniel Dingle
Jan. 9	East Carolina	Josh Brown	Quenton DeCosey	Jaylen Bond	Trey Lowe	Mark Williams
Jan. 13	Memphis	Josh Brown	Quenton DeCosey	Jaylen Bond	Levan Shawn Alston, Jr.	Ernest Aflakpui
Jan. 16	Cincinnati	Josh Brown	Quenton DeCosey	Jaylen Bond	Daniel Dingle	Ernest Aflakpui
Jan. 20	La Salle	Josh Brown	Quenton DeCosey	Jaylen Bond	Trey Lowe	Ernest Aflakpui
Jan. 23	SMU	Josh Brown	Quenton DeCosey	Obi Enechionya	Trey Lowe	Ernest Aflakpui
Jan. 27	East Carolina					
Jan. 31	USF					
Feb. 4	Tulsa					
Feb. 6	UCF					
Feb. 11	UConn					
Feb. 14	USF					
Feb. 17	Villanova					
Feb. 21	Houston					
Feb. 23	Tulsa					
Feb. 27	UCF					
March 3	Memphis					
March 6	Tulane					

#24 ERNEST AFLAKPUI



FRESHMAN • CENTER  
6-10 • 235 • Accra, Ghana/Archbishop Carroll (Pa.)

NOTES ON AFLAKPUI

2015-16 SEASON

- Has started in four straight games, and hit 3-of-4 free throws in a win vs. #8 SMU (1/24).
- Made his third start in a row vs. La Salle (1/20), tying his season highs of six points and three rebounds.
- Started for the second game in a row vs. Cincinnati (1/16), playing a season-high 20 minutes while scoring a season-high six points (3-of-4 FG's) and tying his season-highs with three rebounds and a

SEASON HIGHS

Points: .....6 (2x, last vs. La Salle, 1/20)

Rebounds: .....3 (4x, last vs. La Salle, 1/20)

Assists: .....1 vs. SMU (1/24)

Steals: .....1 (3x, last vs. Cincinnati, 1/16)

Blocks: .....2 at UConn (1/5)

Minutes: .....20 vs. Cincinnati (1/16)

- steal.
- Made first career start at Memphis (1/13), grabbing three rebounds and scoring a bucket in eight minutes of action.
  - Recorded season-highs of two points, three rebounds, two blocks and a steal in just seven minutes of action in a win at #23/24 UConn (1/5).
  - Hit 2-of-2 at the line in four minutes of action vs. FDU (12/2).
  - Scored two points and grabbed two rebounds in 12 minutes off the bench against #1/1 North Carolina (11/13).

PRIOR TO TEMPLE

- Scored 16 points in each of his first three games of his senior season at Archbishop Carroll before suffering season-ending knee injury in practice.
- As a junior, helped lead his team to a 23-5 record and a berth in the quarterfinals of state tournament.
- Second Team All-State selection as junior where he averaged 10.3 points and 8.1 rebounds. Also earned First Team all-Catholic League and third team all-Delco as junior.

AFLAKPUI GAME-BY-GAME

2015-16	MIN	FG-A	3PT-A	FT-A	OR	DR	TR	F	A	TO	BL	S	PTS
North Carolina	12	1-1	0-0	0-1	0	2	2	1	0	0	0	0	2
Minnesota	DNP - Coaches Decision												
Butler	DNP - Coaches Decision												
Utah	4	0-2	0-0	0-0	0	0	0	2	0	0	0	0	0
Delaware	2	0-0	0-0	0-0	0	1	1	2	0	0	0	0	0
FDU	4	0-0	0-0	2-2	0	0	0	0	0	1	0	0	2
Wisconsin	2	0-1	0-0	0-0	0	1	1	0	0	0	0	0	0
Penn	DNP - Coaches Decision												
Saint Joseph's	DNP - Coaches Decision												
Delaware State	DNP - Coaches Decision												
Cincinnati	DNP - Coaches Decision												
Houston	DNP - Coaches Decision												
UConn	7	0-1	0-0	2-2	1	2	3	1	0	0	2	1	2
East Carolina	DNP - Coaches Decision												
Memphis	8	1-1	0-0	0-0	2	1	3	4	0	0	1	1	2
Cincinnati	20	3-4	0-0	0-2	1	2	3	2	0	0	1	1	6
La Salle	15	3-4	0-0	0-0	1	2	3	1	0	0	0	0	6
SMU	12	0-1	0-0	3-4	2	0	2	1	1	0	1	0	3
East Carolina													
USF													
Tulsa													
UCF													
UConn													
USF													
Villanova													
Houston													
Tulsa													
UCF													
Memphis													
Tulane													

CAREER STATISTICS

SEASON	GP-GS	MIN	FG-FGA	PCT	3P-3PA	PCT	FT-FTA	PCT	OFF	DEF	TOT	AVG	PF-FO	A	TO	BLK	STL	PTS	AVG
2015-16	10-4	86	8-6	.533	0-0	.000	7-11	.636	7	11	18	1.8	14-0	1	1	5	3	23	2.3
TOTAL	10-4	86	8-6	.533	0-0	.000	7-11	.636	7	11	18	1.8	14-0	1	1	5	3	23	2.3

#3 LEVAN SHAWN ALSTON, JR.



FRESHMAN • GUARD  
6-4 • 170 • Philadelphia, Pa./The Haverford School

NOTES ON ALSTON, JR.

- 2015-16 SEASON
- Recorded the first start of his career at #23/24 UConn (1/5), and the second at Memphis (1/13).
  - Hit both of his attempts from long range in a win at #22/23 Cincinnati (12/29), scoring six points off the bench.
  - Scored 11 points at Wisconsin (12/5), hitting both of his attempts from long range and pulling down a season-high five rebounds.
  - Hit 3-of-4 from behind the arc on the way to nine points against

SEASON HIGHS

Points: .....12 vs. North Carolina (11/13)

Rebounds: .....5 at Wisconsin (12/5)

Assists: .....3 (3x, last vs. Saint Joseph's, 12/13)

Steals: .....1 (3x, last vs. SMU, 1/24)

Blocks: .....1 vs. North Carolina (11/13)

Minutes: .....30 vs. Saint Joseph's (12/13)

- #16/16 Utah (11/22).
- Scored 12 points against #1/1 North Carolina (11/13), becoming the first true freshman to score in double figures in his Temple debut since Mark Tyndale tallied 19 points in an 80-78 home loss to Auburn on Nov. 19, 2004.
  - Hit 5-of-7 from the field including 2-of-4 from long range against the Tar Heels.

PRIOR TO TEMPLE

- 2015 Gatorade Pennsylvania State Player of the Year.
- Rated 81st in the Class of 2015 by ESPN
- First Team All-State as a senior, Second Team All-State as a junior.
- Led Haverford to a 17-11 record and the semifinals of the Pennsylvania Independent Schools tournament as a senior.
- Averaged 19.4 points, 5.1 rebounds, 3.3 assists and 2.1 steals per game.
- Three-time First Team All-Inter-Academic League selection.
- Co-MVP of Inter-Ac as a sophomore when he averaged 16.1 points per game.
- Averaged 16.4 points, 5.2 rebounds, 4.2 assists, and 2.0 steals per game as a junior.
- Father starred at Temple in the mid-90s.

ALSTON GAME-BY-GAME

2015-16	MIN	FG-A	3PT-A	FT-A	OR	DR	TR	F	A	TO	BL	S	PTS
North Carolina	15	5-7	2-4	0-0	0	1	1	3	0	2	1	0	12
Minnesota	20	0-3	0-2	0-0	0	1	1	4	3	1	0	0	0
Butler	11	0-3	0-2	0-0	0	0	0	1	0	0	0	0	0
Utah	17	3-5	3-4	0-0	0	3	3	2	1	0	0	0	9
Delaware	14	2-5	2-5	0-0	0	0	0	0	0	0	0	0	6
FDU	20	1-3	1-3	0-0	1	1	2	3	1	1	0	0	3
Wisconsin	24	3-5	2-2	3-4	1	4	5	2	3	0	0	0	11
Penn	12	1-4	0-1	1-2	1	2	3	2	0	3	0	0	3
Saint Joseph's	30	1-7	0-4	0-0	1	2	3	2	3	0	0	0	2
Delaware State	14	1-5	0-3	0-0	0	0	0	1	2	0	0	0	2
Cincinnati	14	2-2	2-2	0-0	0	2	2	0	0	0	0	0	6
Houston	11	1-4	0-2	0-0	0	0	0	2	0	0	0	0	2
UConn	9	0-3	0-2	0-2	0	0	0	0	0	0	0	0	0
East Carolina	4	0-0	0-0	0-0	0	0	0	0	0	0	0	0	0
Memphis	15	0-2	0-1	0-0	0	1	1	0	1	0	0	0	0
Cincinnati	7	0-2	0-1	0-0	0	1	1	1	1	1	0	1	0
La Salle	4	0-0	0-0	0-0	0	0	0	1	0	0	0	1	0
SMU	4	0-0	0-0	0-0	0	1	1	0	1	0	0	1	0
East Carolina													
USF													
Tulsa													
UCF													
UConn													
USF													
Villanova													
Houston													
Tulsa													
UCF													
Memphis													
Tulane													

CAREER STATISTICS

SEASON	GP-GS	MIN-AVG	FG-FGA	PCT	3P-3PA	PCT	FT-FTA	PCT	OFF	DEF	TOT	AVG	PF-FO	A	TO	BLK	STL	PTS	AVG
2015-16	18-2	24.7-13.7	20-61	.328	12-38	.316	4-8	.500	4	19	23	1.3	25-0	17	7	1	3	56	3.1
TOTAL	18-2	24.7-13.7	20-61	.328	12-38	.316	4-8	.500	4	19	23	1.3	25-0	17	7	1	3	56	3.1



# #15 JAYLEN BOND



## SENIOR • FORWARD

6-8 • 240 • Philadelphia, Pa./Plymouth-Whitemarsh/Texas

### NOTES ON BOND

#### 2015-16 SEASON

- Missed the SMU game (1/24) due to a lower back injury.
- Has scored in double figures in nine of 17 games played and has notched five double-doubles to match his total from the 2014-15 season.
- Ranks seventh in The American with 8.2 rebounds per game.
- Pulled down a team-high 12 rebounds in a double-overtime win vs. Cincinnati (1/16)...Scored the final points for the Owls in both OT periods.
- Added a season and game-high 14 rebounds to 14 points at Memphis (1/13), also blocking a season-high two shots and recording three steals.
- Led all players with 12 rebounds in a win vs. East Carolina (1/9), also scoring nine points and tying his season high with three assists.

- Tallied his 10th career double-double in a win at #23/24 UConn (1/5), hitting 5-of-7 from the field and scoring 11 points to go with a game-high 10 rebounds.
- Recorded second-straight double-double with 12 points and 10 rebounds in a win at Penn (12/9).
- Notched second double-double of the season with a team-best 12 points to go with a team-best 10 rebounds at Wisconsin (12/5).
- Hit 8-of-11 from the field on his way to 18 points in a win vs. FDU (12/2).
- Scored 11 points in the Owls' home opener win vs. Delaware (11/29).
- Recorded first double-double of the season with 13 points to go with a game-high 13 rebounds vs. #22/20 Butler (11/20).
- Led the team with 19 points on 8-of-13 shooting in a win vs. Minnesota (11/19) at the Puerto Rico Tip-Off.
- Pulled down team-high eight rebounds and recorded a game-high three steals against #1/1 North Carolina (11/13).
- Named team captain, the first solo team captain in Fran Dunphy's 10 years as Temple head coach.

#### 2014-15 SEASON

- Made an immediate impact, leading the American Athletic Conference in rebounding (7.9 rpg.) while earning Second Team all-Philadelphia Big 5 honors and Honorable Mention All-American Athletic Conference.
- Placed fourth on the team in scoring (7.6 ppg.), second in steals (48) and third in blocked shots (26).
- Ranked sixth in conference in steals (1.4 spg.).
- Played in 35 games, starting final 29 contests.
- Led team with .445 field goal percentage.
- His 277 rebounds ranks 26th all-time on Temple single-season list.
- Tough interior defender whose presence in the paint credited as one of main factors in team's turnaround.
- Grabbed five or more rebounds in 31 of 35 games played, leading team 21 times.
- Career-highs of 21 points against UCF (1/4) and 18 rebounds against Delaware State (12/28) to set a Liacouras Center single-game record.
- Double figures in rebounds 11 times and points nine times while posting five double-doubles.
- Earned Big 5 Player of the Week on Jan. 5, the day after his 21-point, 14-rebound effort in win over UCF.
- Team was 8-1 when he scored in double-figures, lone loss came against Tulsa (16 pts, 14 rebs).
- Scored eight points and had game highs of 10 rebounds and three steals in win over #10/10 Kansas.

#### 2013-14 SEASON

- Sat out due to NCAA transfer rules after transferring to Temple from Texas.

#### PRIOR TO TEMPLE

- Played in 54 games over two seasons at Texas, starting in seven.
- Missed 11 of the first 12 games due to injury his sophomore year, but went on to hit 21-of-42 from the field for the season.
- Fourth on the team with 4.6 rpg as a freshman.
- Scored a career-high 18 points and made it a double-double with a career-high 12 rebounds vs. Nicholls State in December of his freshman year.
- Played the final three years of his high school career at Plymouth-Whitemarsh in Plymouth Meeting, finishing with 1,641 points to rank second all-time.
- Named the Pennsylvania AAAA Player of the Year by *The Associated Press* as a senior and led his team to the Class 4A state semifinals.

## SEASON HIGHS

**Points:** .....19 vs. Minnesota (11/19)  
**Rebounds:** .....14 at Memphis (1/13)  
**Assists:** .....3 (2x, last vs. East Carolina, 1/9)  
**Steals:** .....4 vs. Houston (1/2)  
**Blocks:** .....2 at Memphis (1/13)  
**Minutes:** .....38 vs. East Carolina (1/9)

## CAREER HIGHS

**Points:** .....21 vs. UCF (1/4/15)  
**Rebounds:** .....18 vs. Delaware State (12/28/14)  
**Assists:** .....4 (2x, last vs. Cincinnati, 2/10/15)  
**Steals:** .....5 vs. La Salle (12/6/14)  
**Blocks:** .....3 (2x, last vs. UCF, 1/4/15)  
**Minutes:** .....39 vs. Cincinnati (2/10/15)

## BOND GAME-BY-GAME

2015-16	MIN	FG-A	3PT-A	FT-A	OR	DR	TR	F	A	TO	BL	S	PTS
North Carolina	30	1-8	0-2	0-0	2	6	8	2	1	1	0	3	2
Minnesota	32	8-13	1-1	2-5	3	5	8	2	2	2	0	0	19
Butler	35	6-16	0-1	1-2	9	4	13	3	1	1	1	0	13
Utah	13	2-7	0-2	0-0	1	4	5	5	0	1	0	0	4
Delaware	32	5-13	1-3	0-0	1	3	4	2	1	1	1	0	11
FDU	29	8-11	0-2	2-2	2	2	4	1	1	0	0	1	18
Wisconsin	31	6-13	0-1	0-0	4	6	10	3	0	1	0	0	12
Penn	27	6-10	0-1	0-0	2	8	10	4	0	2	0	3	12
Saint Joseph's	21	3-11	0-2	1-1	1	3	4	5	2	0	0	0	7
Delaware State	27	2-3	0-0	1-2	4	5	9	3	0	1	1	1	5
Cincinnati	27	3-6	0-0	1-4	2	4	6	3	3	0	0	0	7
Houston	31	3-7	0-2	0-0	2	4	6	1	2	3	1	4	6
UConn	30	5-7	1-1	0-3	4	6	10	3	0	0	1	0	11
East Carolina	38	4-8	0-2	1-2	4	8	12	2	3	1	0	2	9
Memphis	32	7-15	0-2	0-1	6	8	14	4	0	3	2	3	14
Cincinnati	36	4-17	0-1	1-3	9	3	12	4	0	1	0	0	9
La Salle	30	5-7	0-0	0-2	2	2	4	3	3	2	0	1	10
SMU													
East Carolina													
USF													
Tulsa													
UCF													
UConn													
USF													
Villanova													
Houston													
Tulsa													
UCF													
Memphis													
Tulane													

## CAREER STATISTICS (AT TEXAS)

SEASON	GP-GS	MIN-AVG	FG-FGA	PCT	3P-3PA	PCT	FT-FTA	PCT	OFF	DEF	TOT	AVG	PF-FO	A	TO	BLK	STL	PTS	AVG
2011-12	34-5	525-15.4	52-102	.510	0-2	.000	11-30	.367	60	97	157	4.1	76-3	11	17	14	20	115	3.4
2012-13	20-2	222-11.1	21-42	.500	1-5	.200	12-26	.462	27	36	63	3.1	40-2	2	11	7	6	55	2.8
TOTAL	54-7	747-13.8	73-144	.507	1-7	.143	23-56	.411	87	133	220	4.1	116-5	13	28	21	26	170	3.1

## CAREER STATISTICS (AT TEMPLE)

SEASON	GP-GS	MIN-AVG	FG-FGA	PCT	3P-3PA	PCT	FT-FTA	PCT	OFF	DEF	TOT	AVG	PF-FO	A	TO	BLK	STL	PTS	AVG
2014-15	35-29	939-26.8	117-263	.445	10-47	.213	22-61	.361	116	161	277	7.9	105-2	32	34	26	48	266	7.6
2015-16	17-17	501-29.5	78-172	.453	3-23	.130	10-27	.370	58	81	139	8.2	50-2	19	20	7	18	169	9.9
TOTAL	52-46	1440-27.7	195-435	.448	13-70	.186	32-88	.364	174	242	416	8.0	155-4	51	54	33	66	435	8.4

# #1 JOSH BROWN



## JUNIOR • GUARD

6-3 • 185 • Newark, N.J./St. Anthony's

### NOTES ON BROWN

#### 2015-16 SEASON

- Ranks fourth in The American with 4.6 assists per game and first with an assist/turnover ratio of 3.2.
- Recently scored in double figures in four straight games, the longest streak of his career, after only hitting the double-digit mark once in the first seven outings of the season...Has now scored in double digits in eight of the last 11 games.
- Tied for the team lead with 12 points in a win vs. La Salle (1/20), adding a game-high four assists.

- Added seven assists to a season and team-high 15 points at Memphis (1/13)...Tied the game on a jumper with two seconds remaining, but a foul on Temple sent Memphis to the free throw line where the Tigers won, 67-65.
- Scored 12 points on 5-of-8 shooting from the field in a win vs. East Carolina (1/9), also dishing a game-high eight assists while recording zero turnovers.
- Hit a jumper with 2.6 seconds remaining to lift the Owls to a 55-53 road win at #23/24 UConn (1/5)...Finished with 11 points and five assists.
- Scored 11 points in a win at #22/23 Cincinnati, hitting 4-of-9 from the field.
- Hit a perfect 8-of-8 at the line on his way to scoring 14 points in a win vs. Delaware State (12/19).
- Named to the American Athletic Conference Weekly Honor Roll on Dec. 14.
- Notched his first career double-double with a career-high 12 rebounds to go with a season-high 13 points vs. Saint Joseph's (12/13).
- Tallied a career-high nine assists to go with 10 points and a six rebounds in a win at Penn (12/9)...Hit 4-of-4 free throws in the final seconds to seal the victory for Temple.
- Dished seven assists in the Owls' win vs. FDU (12/2) while also blocking a career-high four shots and grabbing six rebounds.
- Added a six rebounds to six assists in a win against Delaware (11/29).
- Scored 12 points vs. #22/20 Butler (11/20).
- Matched his then-career high in assists with six for a second game in a row in win vs. Minnesota (11/19) at the Puerto Rico Tip-Off.
- Tied then-career high with six assists in the season opener vs. #1/1 North Carolina (11/13).

#### 2014-15 SEASON

- Top reserve on team.
- One of only three players to see action in all 37 games, starting twice.
- Leading scorer off the bench at 6.3 points per game.
- Ranked fifth on squad with 21.9 minutes per game.
- Led team in free throw percentage (.63-.73, .863) while ranking third in assists (57), fourth in steals (29) and fifth in scoring.
- Second on team with 1.63 assist-to-turnover ratio.
- Scored in double figures nine times with career-high 17 points in win over Louisiana Tech (11/17)...Shot six-of-nine from field in that contest and also grabbed seven rebounds.
- Pulled down career high of nine rebounds at Saint Joseph's (12/3).
- Started consecutive games vs. SMU (1/14) and at Cincinnati (1/17) in place of injured Will Cummings with season highs of 36 minutes and five assists against Bearcats.
- Made game-winning shot with 2.4 seconds to play in win at Memphis (2/7).
- Made all eight free throw attempts for 11 points in win over Penn (11/25) and hit seven of eight from line for 11 points in second round NIT win over George Washington (3/22).

#### 2013-14 SEASON

- Played in 31 games as a freshman, making two starts (Cincinnati, La Salle).
- Key backcourt reserve, averaging 21.2 minutes, 2.7 points per game while dishing 51 assists (31 TOs) and recording 27 steals.
- Hit 4-of-4 at the line in the final 46 seconds vs. Rutgers (1/29) to help Temple seal the win
- Season-high 7 points and season-high 7 rebounds (also team-high) at UCF (1/4)
- Started and played 40 minutes at #19/23 Cincinnati (1/14), dishing a season-best six assists
- Season-high three steals vs. Memphis (1/11)
- Dished five assists in win over LIU Brooklyn (12/21)
- Scored in all but five games.

### SEASON HIGHS

**Points:** .....15 at Memphis (1/13)  
**Rebounds:** .....12 vs. Saint Joseph's (12/13)  
**Assists:** .....9 at Penn (12/9)  
**Steals:** .....3 at Cincinnati (12/29)  
**Blocks:** .....4 vs. FDU (12/2)  
**Minutes:** .....47 vs. Cincinnati (1/16)

### CAREER HIGHS

**Points:** .....17 vs. Louisiana Tech (11/17/14)  
**Rebounds:** .....12 vs. Saint Joseph's (12/13/15)  
**Assists:** .....9 at Penn (12/9/15)  
**Steals:** .....3 (7x, last at Cincinnati, 12/29/15)  
**Blocks:** .....4 vs. FDU (12/2/15)  
**Minutes:** .....47 vs. Cincinnati (1/16/16)

### BROWN GAME-BY-GAME

2015-16	MIN	FG-A	3PT-A	FT-A	OR	DR	TR	F	A	TO	BL	S	PTS
North Carolina	31	2-7	1-5	0-0	0	2	2	0	6	2	0	1	5
Minnesota	25	0-4	0-2	4-6	1	4	5	4	6	0	1	1	4
Butler	35	4-10	2-3	2-2	1	2	3	2	0	0	1	1	12
Utah	34	3-6	1-2	0-0	0	2	2	4	2	2	0	1	7
Delaware	34	2-9	0-1	0-0	0	6	6	1	6	0	1	0	4
FDU	30	2-5	0-0	2-2	1	5	6	3	7	2	4	1	6
Wisconsin	30	2-7	1-1	0-0	0	1	1	1	4	4	1	0	5
Penn	38	2-4	1-2	5-7	1	5	6	1	9	1	0	0	10
Saint Joseph's	40	5-10	1-2	2-2	2	10	12	2	3	2	1	2	13
Delaware State	32	3-8	0-3	8-8	2	3	5	4	4	3	0	0	14
Cincinnati	34	4-9	1-5	2-3	0	5	5	2	3	2	0	3	11
Houston	31	2-10	1-3	0-0	1	0	1	3	0	1	0	0	5
UConn	37	3-7	1-2	4-5	1	4	5	3	5	2	0	2	11
East Carolina	39	5-8	2-5	0-0	0	6	6	3	8	0	0	1	12
Memphis	38	6-16	2-5	1-2	0	3	3	4	7	2	1	2	15
Cincinnati	47	2-9	0-2	0-2	0	7	7	1	5	2	0	1	4
La Salle	38	5-8	0-1	2-2	0	2	2	1	4	0	1	0	12
SMU	39	2-7	1-3	4-4	0	4	4	1	4	1	0	1	9
East Carolina													
USF													
Tulsa													
UCF													
UConn													
USF													
Villanova													
Houston													
Tulsa													
UCF													
Memphis													
Tulane													

### CAREER STATISTICS

SEASON	GP-GS	MIN-AVG	FG-FGA	PCT	3P-3PA	PCT	FT-FTA	PCT	OFF	DEF	TOT	AVG	PF-FO	A	TO	BLK	STL	PTS	AVG
2013-14	31-2	658-21.2	32-101	.317	2-8	.250	17-28	.607	15	48	63	2.0	55-0	51	32	13	27	83	2.7
2014-15	37-2	809-21.9	74-186	.398	21-56	.375	63-73	.863	19	94	113	3.1	60-3	57	35	10	29	232	6.3
2015-16	18-18	632-35.1	154-444	.375	15-47	.319	36-45	.800	10	71	81	4.5	40-0	83	26	11	17	159	8.8
TOTAL	86-22	2099-24.4	160-431	.371	38-111	.342	116-146	.795	44	213	257	3.0	155-3	191	93	34	73	474	5.5

# #34 DEVIN COLEMAN



## SENIOR • GUARD

6-2 • 205 • Philadelphia, Pa./Friends' Central/Clemson

### NOTES ON COLEMAN

#### 2015-16 SEASON

- Named the American Athletic Conference Player of the Week on Jan. 25 after his 23-point performance in an upset of #8 SMU.
- Caught fire to lead Temple to an upset win over #8 SMU (1/24), hitting a perfect 8-of-8 from the field including 7-of-7 from long range to finish with a career and game-high 23 points.
- His 7-of-7 three-pointers made vs. #8 SMU tied the school record for 3-point percentage in a game set by Pepe Sanchez on Feb. 16, 1997.
- Tied his career high and led the Owls with six rebounds in a win vs. La Salle

(1/20), also scoring six points in the game.

- Scored 15 points off the bench in a double-overtime win vs. Cincinnati (1/16), hitting 5-of-11 from long range for a second time this season.
- Hit 5-of-11 three-pointers en route to scoring 17 points in a win vs. East Carolina (1/9)...Scored 11 of those points in a big second half for the Owls.
- Scored 14 points on 6-of-12 shooting in a win at #23/24 UConn (1/5), also tying his career high with six rebounds...Came off the bench for the first time this season but ended up playing a career-high 33 minutes.
- Hit 4-of-7 from long range in a win at #22/23 Cincinnati (12/29), including one trey in a key late-game run...Finished with 14 points in the game.
- Scored in double figures in the first three games to start the season and has done so in six games overall.
- Put up 15 points and tied career-high with six rebounds in win vs. Minnesota (11/19), hitting a trio of three-pointers.
- Put up a career and team-high 19 points in the season opener vs. #1/1 North Carolina (11/13), scoring 16 of those in the first half...Hit 5-of-11 from the field including 3-of-4 from long range, while also hitting 6-of-6 FT's.

#### 2014-15 SEASON

- Transfer from Clemson who sat out first 10 games due to NCAA transfer rules.
- Played in all 27 games eligible to compete in with no starts.
- Averaged 3.6 points while playing 11.4 minutes per game.
- Scored in double figures three times with season high 14 points in win at UCF (1/28).
- Other double-digit point totals came against Tulsa (10 points, 1/10) and against George Washington (13 points, 3/22).
- In GW game, all of his points came in second half during key six-minute stretch...Made six-of-eight from field and also dished three assists in the NIT Second Round win.
- Made strong Temple debut, hitting two three pointers in his first 70 seconds of play at Delaware (12/18) and finished with nine points on three-of-six shooting from three-point range.
- Pulled down career-high six rebounds to go along with his eight points vs. Delaware State (12/28).

#### PRIOR TO TEMPLE

- Played in 33 games in a season and a half at Clemson, appearing in 23 as a freshman and 10 as a sophomore.
- Averaged 5.4 ppg in 2013-14 and 6.8 ppg in 2012-13.
- Scored 16 points vs. South Carolina State on Dec. 3, 2013 while playing a career-high 31 minutes.
- Is a product of nearby Friends' Central where he led his team to three straight state championships and was a two-time first team AA All-State selection.

## SEASON HIGHS

**Points:** .....23 vs. SMU (1/24)  
**Rebounds:** .....6 (3x, last vs. La Salle, 1/20)  
**Assists:** .....3 vs. Butler (11/20)  
**Steals:** .....1 (5x, last vs. SMU, 1/24)  
**Blocks:** .....1 (4x, last vs. East Carolina, 1/9)  
**Minutes:** .....33 at UConn (1/5)

## CAREER HIGHS

**Points:** .....23 vs. SMU (1/24/16)  
**Rebounds:** .....6 (3x, last vs. La Salle, 1/20/16)  
**Assists:** .....3 vs. UCF (1/4/15)  
**Steals:** .....3 (2x, last vs. Davidson, 11/22/13)  
**Blocks:** .....1 (six times)  
**Minutes:** .....33 at UConn (1/5)

## COLEMAN GAME-BY-GAME

2015-16	MIN	FG-A	3PT-A	FT-A	OR	DR	TR	F	A	TO	BL	S	PTS
North Carolina	21	5-11	3-4	6-6	1	2	3	1	0	0	0	1	19
Minnesota	32	4-12	3-8	4-4	2	4	6	3	1	0	0	1	15
Butler	32	4-10	1-4	1-1	0	2	2	2	3	1	1	0	10
Utah	26	2-10	1-6	0-0	2	3	5	0	0	1	0	0	5
Delaware	22	3-8	0-1	1-2	3	2	5	0	1	1	0	0	7
FDU	26	2-8	1-3	4-4	3	1	4	1	1	1	0	1	9
Wisconsin	28	3-8	1-3	0-0	1	1	2	2	0	1	0	1	7
Penn	21	1-6	1-3	0-2	0	1	1	1	1	0	0	0	3
Saint Joseph's	24	0-7	0-4	0-0	0	1	1	0	0	0	0	0	0
Delaware State	23	2-9	1-6	2-2	1	2	3	3	0	1	1	0	7
Cincinnati	29	5-11	4-7	0-0	1	1	2	2	0	0	1	0	14
Houston	27	3-10	1-5	0-0	1	0	1	0	2	0	0	0	7
UConn	33	6-12	2-4	0-0	2	4	6	1	1	1	0	0	14
East Carolina	32	6-13	5-11	0-0	0	2	2	0	2	1	1	1	17
Memphis	24	1-7	1-4	0-0	1	3	4	2	2	2	0	0	3
Cincinnati	32	5-11	5-10	0-0	1	3	4	0	2	2	0	0	15
La Salle	25	3-8	0-3	0-0	0	6	6	2	1	0	0	0	6
SMU	25	8-8	7-7	0-0	0	0	0	0	0	1	0	1	23
East Carolina													
USF													
Tulsa													
UCF													
UConn													
USF													
Villanova													
Houston													
Tulsa													
UCF													
Memphis													
Tulane													

## CAREER STATISTICS (AT CLEMSON)

SEASON	GP-GS	MIN-AVG	FG-FGA	PCT	3P-3PA	PCT	FT-FTA	PCT	OFF	DEF	TOT	AVG	PF-FO	A	TO	BLK	STL	PTS	AVG
2011-12	22-0	219-10.0	23-64	.359	3-21	.143	8-11	.727	3	25	28	1.3	13-0	10	11	1	0	57	2.6
2013-14	10-1	110-11.0	19-41	.463	9-21	.429	7-8	.875	0	12	12	1.2	4-0	2	5	1	3	54	5.4
TOTAL	32-1	329-10.3	42-105	.400	12-42	.286	15-19	.789	3	37	40	1.3	17-0	12	16	2	12	111	3.5

## CAREER STATISTICS (AT TEMPLE)

SEASON	GP-GS	MIN-AVG	FG-FGA	PCT	3P-3PA	PCT	FT-FTA	PCT	OFF	DEF	TOT	AVG	PF-FO	A	TO	BLK	STL	PTS	AVG
2014-15	27-0	309-11.4	37-105	.352	18-61	.295	4-14	.286	14	49	63	2.3	18-0	19	15	2	11	96	3.6
2015-16	18-12	482-26.8	63-169	.373	37-93	.398	18-21	.857	19	38	57	3.2	20-0	17	13	4	6	181	10.1
TOTAL	45-12	791-17.6	100-274	.365	55-154	.357	22-35	.629	33	87	120	2.7	38-0	36	28	6	17	277	6.2



# #25 QUENTON DeCOSEY



## SENIOR • GUARD

6-5 • 205 • Union, N.J./St. Joseph's-Metuchen

### NOTES ON DeCOSEY

#### 2015-16 SEASON

- Became the 51st player in program history to reach 1,000 career points early in the Owls' win vs. Minnesota (11/19), and has now amassed 1,271 points (33rd all-time).
- Ranks third in The American with 15.8 points per game, is 15th with 5.8 rebounds per game, seventh in three-point field goal percentage (.397), ninth in free-throw percentage at .798 and fourth in minutes played per game (33.3).
- Scored in double figures in the first six games to open the season, and has done so in 16 of 19 games overall.
- Put up 19 points, dished four assists and recorded three steals in an upset

win vs. #8 SMU (1/24).

- Led all scorers with 22 points in a double-overtime win vs. Cincinnati (1/16).
- Tied career high with four steals at Memphis (1/13), also scoring 13 points and grabbing seven rebounds.
- Tied his season high with 24 points in a win vs. East Carolina (1/9), hitting 8-of-13 field goals including 5-of-8 three-pointers.
- Led the Owls with 15 points in a win at #23/24 UConn (1/5), hitting all three of his attempts from long range.
- Reached double figures in free throws made for a second game in a row in a win at #22/23 Cincinnati, hitting 10-of-11 from the stripe and scoring 19 points to lead the team.
- Made 12-of-15 free throws in a win vs. Delaware State (12/19), finishing with 20 points and making it his third career double-double with a game and career-high 12 rebounds.
- Hit 7-of-12 from the field, 2-of-3 from long range and 6-of-6 FT's en route to scoring a game-high 22 points in a win at Penn (12/9).
- Led Temple with 22 points on 7-of-11 FG shooting and 7-of-7 FT shooting in a win vs. FDU (12/2), also grabbing a game-high eight rebounds.
- Put up a team-high 14 points and tied for the team-high with five rebounds against #16/16 Utah (11/22).
- Scored the most points since 2014 in the Owls' Puerto-Rico Tip-Off loss to #22/20 Butler, putting up a game-high 24 and making it his second career double-double with 10 rebounds.
- Put up 12 points in a win vs. Minnesota (11/19).
- Scored 11 points in the season opener vs. #1/1 North Carolina (11/13).

#### 2014-15 SEASON

- One of three players to play in all 37 games, tying for team lead with 35 starts.
- Second on team in scoring (12.3 ppg.), rebounding (4.6 rpg.), assists (8.1) and three-point field goals (5.1).
- Led team in three-point percentage (51-142, .359) and fourth in steals (31).
- Named Second Team all-Philadelphia Big 5.
- Scored in double figures 27 times and had streak of 11 consecutive double-digit games (11/17-12/18).
- Led team in scoring 11 times.
- Recorded first career double-double with game-high 21 points and season-best 11 rebounds in NIT Quarterfinal win over Louisiana Tech (3/25).
- Big 5 Player of the Week (12/8).
- Three 20-point scoring games with season-high 22 at Saint Joseph's (12/3).
- Huge game in American Athletic Conference Quarterfinal win over Memphis (3/13), scoring 14 points, grabbing team-high eight rebounds and dishing five assists.
- Made a three-pointer in 30 of 37 games.
- Only player to score in all 37 games.
- Attempted 73 more free throws than previous season, making nine attempts against Towson and UConn and was perfect eight of eight for team-high 18 points at #7/7 Villanova (12/14).
- Made career-high three blocked shots against #4/3 Duke (11/21).

#### 2013-14 SEASON

- Played in 31 games, starting in all but one.
- Third on the team and eighth in The American with 15.4 ppg, and second on the team in three-pointers made (58).
- Scored in double figures in 27 of 31 games and did so in the first 17 straight.
- Points per game improvement over freshman year (13.5 ppg) ranked in the top 10 nationally.
- Scored a career-high 28 points in the final game of the season vs. UCF in The American Championships first round, also playing a career-high 49 minutes.
- Tallied 20 or more points five times.

#### 2012-13 SEASON

- Played in 28 games with one start
- Averaged 1.9 ppg and 1.1 rpg while playing 7.0 minutes per game.
- Lone double-figure scoring game was against #2/2 Duke, scoring a team-high 13 points on 5-of-6 shooting (3-of-3 from 3-pt range) in 18 minutes.

## SEASON HIGHS

**Points:** .....24 (2x, last vs. East Carolina, 1/9)  
**Rebounds:** .....12 vs. Delaware State (12/19)  
**Assists:** .....4 (3x, last vs. SMU, 1/24)  
**Steals:** .....4 at Memphis (11/13)  
**Blocks:** .....2 at Wisconsin (12/5)  
**Minutes:** .....46 vs. Cincinnati (1/16)

## CAREER HIGHS

**Points:** .....28 vs. UCF (3/12/14)  
**Rebounds:** .....12 vs. Delaware State (12/19/15)  
**Assists:** .....7 vs. Texas (12/7/13)  
**Steals:** .....4 (2x, last at Memphis, 1/13/16)  
**Blocks:** .....3 vs. Duke (11/21/14)  
**Minutes:** .....49 vs. UCF (3/12/14)

## DeCOSEY GAME-BY-GAME

2015-16	MIN	FG-A	3PT-A	FT-A	OR	DR	TR	F	A	TO	BL	S	PTS
North Carolina	29	5-13	1-3	0-3	0	3	3	2	3	2	0	0	11
Minnesota	23	4-6	2-3	2-2	0	2	2	2	3	5	0	0	12
Butler	33	9-16	2-4	4-4	4	6	10	3	4	2	0	0	24
Utah	29	4-10	2-4	4-4	1	4	5	2	2	2	0	0	14
Delaware	29	2-6	1-3	5-6	1	7	8	1	3	1	0	1	10
FDU	30	7-11	1-2	7-7	1	7	8	2	1	4	0	2	22
Wisconsin	18	1-6	1-3	0-0	0	5	5	3	3	1	2	1	3
Penn	35	7-12	2-3	6-6	2	4	6	2	1	2	0	1	22
Saint Joseph's	43	4-15	0-2	5-6	1	6	7	1	1	2	0	1	13
Delaware State	34	4-14	0-4	12-15	4	8	12	2	1	1	0	1	20
Cincinnati	37	4-7	1-3	10-11	1	3	4	1	2	3	1	1	19
Houston	33	4-8	0-3	1-1	3	3	6	2	1	2	1	1	9
UConn	36	6-14	3-3	0-2	2	3	5	1	2	3	0	1	15
East Carolina	36	8-13	5-8	3-4	0	2	2	1	4	3	0	1	24
Memphis	36	5-15	0-1	3-5	2	5	7	2	1	4	1	4	13
Cincinnati	46	9-20	1-5	3-5	1	4	5	3	2	1	1	3	22
La Salle	35	4-8	1-2	3-3	1	4	5	2	3	2	0	2	12
SMU	37	5-13	2-7	7-10	0	5	5	2	4	3	0	3	19
East Carolina													
USF													
Tulsa													
UCF													
UConn													
USF													
Villanova													
Houston													
Tulsa													
UCF													
Memphis													
Tulane													

## CAREER STATISTICS

SEASON	GP-GS	MIN-AVG	FG-FGA	PCT	3P-3PA	PCT	FT-FTA	PCT	OFF	DEF	TOT	AVG	PF-FO	A	TO	BLK	STL	PTS	AVG
2012-13	28-1	195-7.0	18-54	.333	8-25	.320	9-17	.529	7	24	31	1.1	13-0	12	12	0	4	53	1.9
2013-14	31-30	1128-36.4	174-420	.414	58-173	.335	72-109	.661	24	96	120	3.9	56-0	73	55	7	32	478	15.4
2014-15	37-35	1109-30.0	143-379	.377	51-142	.359	119-177	.672	37	132	169	4.6	70-0	81	66	12	31	456	12.3
2015-16	18-18	599-33.3	92-207	.444	25-63	.397	75-94	.798	24	81	105	5.8	34-0	41	43	6	23	284	15.8
TOTAL	114-84	3031-26.6	427-1060	.403	142-403	.352	275-397	.693	92	333	425	3.7	173-0	207	176	25	90	1271	11.1

# #4 DANIEL DINGLE



## REDSHIRT JUNIOR • GUARD/FORWARD 6-7 • 235 • Bronx, N.Y./St. Raymond's

### NOTES ON DINGLE

#### 2015-16 SEASON

- Came off the bench to tie his season high with 14 points in an upset win vs. #8 SMU (1/24)...Hit 4-of-5 from the field including two three-pointers, and 4-of-6 free throws, all in just 16 minutes of action.
- Made his first start of the season in a win at #23/24 UConn (1/5)...Started for a second time vs. Cincinnati (1/16).
- Scored a career high 14 points in just 20 minutes of action off the bench in a win at #22/23 Cincinnati (12/29)...Hit 6-of-10 from the field including 2-of-3 from long range, one of which came in a key late-game run.

- Came off the bench to hit 3-of-5 from the field en route to seven points in a win vs. Delaware (11/29).
- Tied career-high with five assists vs. #16/16 Utah (11/22), recording all five as a spark off the bench in the second half along with five points.
- Scored six points and grabbed three rebounds in 22 minutes off the bench against #1/1 North Carolina (11/13).

#### 2014-15 SEASON

- Played in 36 games, starting 12 times after recovering from meniscus tear suffered previous season.
- Averaged 3.6 points, 2.6 rebounds and 16.5 minutes per game.
- Fourth on team with 39 assists.
- Started first 11 games of the season.
- Three double-figure scoring games came over first 11 contests - all for 11 points (American, Louisiana Tech, Towson).
- Career-high 38 minutes in opener vs. American, one of five 30-plus minute games on season.
- Grabbed career-high nine rebounds over 21 minutes in win over East Carolina (2/14).
- Only Owl to hit three-pointer against #4/3 Duke, keeping team's 500-plus game streak alive.
- Returned to his high school, St. Raymond's, on Jan. 25 to have his Temple jersey hung in the gym...He is one of 36 former St. Raymond's players to go on and play at Division I schools and his jersey joins his brother's, Dana Dingle (UMass, '92-'96).

#### 2013-14 SEASON

- Granted medical redshirt after tearing meniscus in his right knee during practice on Dec. 29.
- Played in 10 games prior to the injury, starting twice, and was the top reserve averaging 6.7 points and tied for the team lead with 11 blocks.
- Scored a career-high 13 points vs. Texas Southern (12/18), hitting 5-of-7 field goals.
- Scored 12 points and blocked a career-high three shots while playing in front of hometown fans in start vs. LIU Brooklyn (12/21).

#### 2012-13 SEASON

- Preseason All-Atlantic 10 Rookie Team
- Played in 10 games with season-highs of seven points and 17 mins at Fordham.

### SEASON HIGHS

**Points:** .....14 (2x, last vs. SMU, 1/24)  
**Rebounds:** .....6 at Memphis (1/13)  
**Assists:** .....5 vs. Utah (11/22)  
**Steals:** .....1 (5x, last vs. SMU, 1/24)  
**Blocks:** .....2 (2x, last vs. Butler, 11/20)  
**Minutes:** .....25 vs. Delaware State (12/19)

### CAREER HIGHS

**Points:** .....14 (2x, last vs. SMU, 1/24)  
**Rebounds:** .....9 vs. East Carolina (2/14/15)  
**Assists:** .....5 (3x, last vs. Utah, 11/22/15)  
**Steals:** .....2 vs. Saint Joseph's (12/4/13)  
**Blocks:** .....3 vs. LIU Brooklyn (12/21/13)  
**Minutes:** .....38 vs. American (11/14/14)


### DINGLE GAME-BY-GAME

	MIN	FG-A	3PT-A	FT-A	OR	DR	TR	F	A	TO	BL	S	PTS
North Carolina	22	1-2	0-1	4-7	1	2	3	3	1	1	2	0	6
Minnesota	12	0-4	0-1	0-0	1	0	1	2	2	0	0	0	0
Butler	4	0-2	0-1	0-0	0	0	0	0	1	0	2	0	0
Utah	18	2-4	1-3	0-2	2	2	4	4	5	0	0	1	5
Delaware	17	3-5	1-3	0-2	2	1	3	2	1	2	1	1	7
FDU	20	0-1	0-1	2-4	1	3	4	2	3	0	0	0	2
Wisconsin	16	0-2	0-1	2-2	0	0	0	1	0	0	0	0	2
Penn	20	2-4	0-1	0-1	1	1	2	2	0	0	0	1	4
Saint Joseph's	19	2-3	0-0	0-2	0	0	0	2	1	0	0	0	4
Delaware State	25	2-6	0-3	2-3	2	2	4	0	3	1	0	0	6
Cincinnati	20	6-10	2-3	0-0	4	1	5	1	2	0	1	1	14
Houston	15	1-1	0-0	1-2	0	1	1	3	0	4	0	0	3
UConn	20	0-3	0-2	0-0	0	3	3	3	1	2	0	0	0
East Carolina	13	1-2	0-1	0-0	1	2	3	1	0	1	0	0	2
Memphis	21	2-7	0-3	1-1	1	5	6	3	1	1	0	0	5
Cincinnati	28	1-6	0-1	1-1	1	2	3	1	2	1	0	0	3
La Salle	20	1-4	0-0	0-0	2	2	4	3	0	0	0	0	2
SMU	16	4-5	2-3	4-6	0	3	3	4	2	3	1	1	14
East Carolina													
USF													
Tulsa													
UCF													
UConn													
USF													
Villanova													
Houston													
Tulsa													
UCF													
Memphis													
Tulane													

### CAREER STATISTICS

SEASON	GP-GS	MIN-AVG	FG-FGA	PCT	3P-3PA	PCT	FT-FTA	PCT	OFF	DEF	TOT	AVG	PF-FO	A	TO	BLK	STL	PTS	AVG
2012-13	10-0	38-3.8	4-11	.364	1-3	.333	4-8	.500	2	5	7	0.7	2-0	1	1	0	0	13	1.3
2013-14	10-2	203-20.3	22-48	.458	7-21	.333	16-30	.533	9	14	23	2.3	24-1	19	9	11	3	67	6.7
2014-15	36-12	593-16.5	43-133	.323	17-77	.221	27-47	.574	29	65	94	2.6	55-2	39	33	10	11	130	3.6
2015-16	18-2	326-18.1	28-71	.394	6-28	.214	17-33	.515	19	30	49	2.7	37-0	25	16	7	5	79	4.4
<b>TOTAL</b>	<b>74-16</b>	<b>1160-15.7</b>	<b>97-263</b>	<b>.369</b>	<b>31-129</b>	<b>.240</b>	<b>64-118</b>	<b>.542</b>	<b>59</b>	<b>114</b>	<b>173</b>	<b>2.3</b>	<b>118-3</b>	<b>84</b>	<b>59</b>	<b>28</b>	<b>19</b>	<b>289</b>	<b>3.9</b>

#o OBI ENECHIONYA



SOPHOMORE • FORWARD  
6-9 • 220 • Springfield, Va./St. James (MD) School

NOTES ON ENECHIONYA

- 2015-16 SEASON
- Ranks 13th in The American in three-point field goal percentage (.377).
  - Scored 10 points off the bench in a win vs. East Carolina (1/9).
  - Scored a career and game-high 25 points and recorded his first career double-double by adding a career-best 13 rebounds vs. Saint Joseph's (12/13). Hit 8-of-14 from the field including 4-of-7 from long range.
  - Hit 4-of-7 from the field and scored 11 points in a win at Penn (12/9).
  - Led the Owls to a win vs. Delaware in their home opener (11/29), hitting 6-of-8 from the field including 4-of-6 from long range on his way to a team-high

- 16 points.
- Second-leading scorer with 13 points vs. #16/16 Utah (11/22).
  - Scored 14 points in his season debut, a win vs. Minnesota (11/19), hitting 3-of-5 from long range while also grabbing five boards
  - Missed the season opener vs. #1/1 North Carolina (11/13) due to an ankle injury.

- 2014-15 SEASON
- Played in 34 games, starting four times in impressive freshman season.
  - Averaged 5.3 points per game, sixth-best on team, while playing 18.7 minutes per contest.
  - Led team in blocked shots with 45, while his 1.3 blocks per game was ninth best in the conference.
  - Saved best game for his last, setting career highs in points (17), blocks (5) and minutes (27) while matching his best rebound total (8) in NIT Semifinals against Miami.
  - Grabbed eight rebounds in win over #10/10 Kansas.
  - Had four double figure scoring games on season.
  - Named American Athletic Conference Rookie of the Week (2/2), only Owl to earn accolade in three years in league.
  - Scored 14 points on six-of-eight shooting from floor at Cincinnati (1/17) and tallied 12 points vs. Tulane (1/31) and 10 against Towson (12/10).
  - Helped seal win over Memphis (3/13) in conference quarterfinals with nine points, including five in last 40 seconds of play.

- HIGH SCHOOL CAREER
- Averaged 15 points, 11 rebounds and three blocks as a senior while leading St. James School to a 22-5 record.
  - Twice named *Herald-Mail* Player of the Year.
  - Three time all-MAC honoree.
  - Played AAU ball for Washington D.C.'s Team Takeover, also the former AAU team of Victor Oladipo, the second pick in the 2013 NBA Draft.
  - Was a consensus Top 100 prospect in his senior year.

SEASON HIGHS

Points: .....25 vs. Saint Joseph's (12/13)  
Rebounds: .....13 vs. Saint Joseph's (12/13)  
Assists: .....2 (3x, last vs. La Salle, 1/20)  
Steals: .....2 vs. Utah (11/22)  
Blocks: .....3 at Memphis (1/13)  
Minutes: .....41 vs. Saint Joseph's (12/13)

CAREER HIGHS

Points: .....25 vs. Saint Joseph's (12/13/15)  
Rebounds: .....13 vs. Saint Joseph's (12/13/15)  
Assists: .....2 (3x, last vs. La Salle, 1/20/16)  
Steals: .....2 (2x, last vs. Towson, 12/10/14)  
Blocks: .....5 vs. Miami (FL) (3/31/15)  
Minutes: .....41 vs. Saint Joseph's (12/13/15)

ENECHIONYA GAME-BY-GAME

2015-16	MIN	FG-A	3PT-A	FT-A	OR	DR	TR	F	A	TO	BL	S	PTS
North Carolina													
Minnesota	27	4-10	3-5	3-4	2	3	5	4	0	1	0	0	14
Butler	24	2-7	1-5	0-0	0	1	1	3	0	1	1	0	5
Utah	26	5-11	1-3	2-3	0	1	1	5	1	0	0	2	13
Delaware	23	6-8	4-6	0-0	1	5	6	2	0	0	2	0	16
FDU	16	2-4	0-2	3-4	0	1	1	3	2	2	0	0	7
Wisconsin	18	1-4	0-2	0-0	0	1	1	4	0	0	0	1	2
Penn	21	4-7	2-4	1-1	0	1	1	2	1	2	0	1	11
Saint Joseph's	41	8-14	4-7	5-7	1	12	13	3	0	1	0	0	25
Delaware State	12	2-6	2-4	0-0	0	1	1	4	0	0	0	0	6
Cincinnati	21	0-5	0-2	2-4	2	1	3	2	2	1	1	0	2
Houston	18	3-8	1-4	2-2	3	2	5	3	0	2	1	0	9
UConn	17	1-4	0-1	0-0	0	2	2	3	0	0	1	1	2
East Carolina	20	3-8	1-4	3-3	3	0	3	2	1	1	1	0	10
Memphis	19	3-7	2-4	0-0	0	1	1	2	0	0	3	0	8
Cincinnati	20	1-6	0-3	0-1	0	2	2	4	1	0	1	1	2
La Salle	16	1-3	1-2	1-2	0	2	2	1	2	1	2	1	4
SMU	19	2-7	1-3	3-6	1	2	3	4	0	0	0	0	8
East Carolina													
USF													
Tulsa													
UCF													
UConn													
USF													
Villanova													
Houston													
Tulsa													
UCF													
Memphis													
Tulane													

CAREER STATISTICS

SEASON	GP-GS	MIN-AVG	FG-FGA	PCT	3P-3PA	PCT	FT-FTA	PCT	OFF	DEF	TOT	AVG	PF-FO	A	TO	BLK	STL	PTS	AVG
2014-15	34-4	635-18.7	66-147	.449	12-43	.279	37-47	.787	45	79	124	3.6	81-2	14	17	45	11	181	5.3
2015-16	17-11	358-21.1	48-119	.403	23-61	.377	25-37	.676	13	38	51	3.0	51-1	10	12	14	6	144	8.5
TOTAL	51-15	993-19.5	114-266	.429	35-104	.337	62-84	.738	58	117	175	3.4	132-3	24	29	59	17	325	6.4



#11 TREY LOWE



FRESHMAN • GUARD  
6-6 • 165 • Ewing, N.J./Ewing

NOTES ON LOWE

2015-16 SEASON

- Scored in the first eight games to start the season and is averaging 4.9 points per game off the bench to rank sixth on the team.
- Started and played a season-high 22 minutes in an upset win vs. #8 SMU (1/24), scoring eight points and tallying a season-high three steals.
- Started for the second time in a win vs. La Salle (1/20), scoring eight points, all in the first half.
- Made first career start vs. East Carolina (1/9).
- Hit 4-of-7 from the field and finished with nine points and two steals in a win vs. Delaware State (12/19).
- Recorded his first collegiate double-digit scoring game at Wisconsin (12/5), hitting 3-of-6 from the field and 2-of-2 at the line for 10 points.
- Scored nine points, hitting 4-of-5 free throws in a win vs. Minnesota (11/19).
- Put up eight points in 19 minutes of action in his collegiate debut vs. #1/1 North Carolina (11/13), hitting a pair of three-pointers back-to-back in the second half.

HIGH SCHOOL CAREER

- First Team All-State as a senior, Second Team All-State as a junior.
- Colonial Valley Conference's all-time leading scorer when he surpassed Princeton High Class of 1994 grad Bram Reynolds' career scoring record in the first game of senior season.
- His 2,492 points make him the second highest-scoring boys player in Mercer County high school basketball (Ron Payton, Hun school '78, 2,624 points).
- Averaged 24.9 points, 9.3 rebounds, 4.6 assists and 2.9 steals per game for Ewing as a senior.
- Third-leading scorer in the state of New Jersey as a junior, averaging 27.8 points, 3.6 assists and 2.3 steals per game in leading Ewing to a 27-5 record and the Group 3 state championship game.
- As a sophomore, he tallied 22.9 points per game.
- 2014 The Trentonian Sportsman of the Year.

SEASON HIGHS

Points: .....10 at Wisconsin (12/5)  
Rebounds: .....4 vs. Minnesota (11/19)  
Assists: .....2 (2x, last vs. La Salle, 1/20)  
Steals: .....3 vs. SMU (1/24)  
Blocks: .....1 vs. SMU (1/24)  
Minutes: .....22 vs. SMU (1/24)

LOWE GAME-BY-GAME

2015-16	MIN	FG-A	3PT-A	FT-A	OR	DR	TR	F	A	TO	BL	S	PTS
North Carolina	19	3-9	2-6	0-0	2	1	3	0	2	0	0	0	8
Minnesota	16	2-6	1-1	4-5	2	2	4	2	0	1	0	1	9
Butler	13	1-5	1-1	0-0	1	0	1	1	0	0	0	0	3
Utah	18	3-6	0-2	0-0	0	1	1	1	0	0	0	1	6
Delaware	19	3-9	0-5	2-2	2	1	3	1	1	0	0	2	8
FDU	16	3-8	1-6	1-1	1	1	2	2	1	1	0	0	8
Wisconsin	21	3-6	2-4	2-2	0	1	1	0	0	0	0	1	10
Penn	14	2-2	0-0	0-0	1	1	2	0	1	1	0	0	4
Saint Joseph's	2	0-0	0-0	0-0	0	0	0	0	0	0	0	0	0
Delaware State	16	4-7	1-3	0-0	0	1	1	1	0	2	0	2	9
Cincinnati	3	0-0	0-0	0-0	0	0	0	0	0	0	0	0	0
Houston	15	2-5	0-3	0-0	1	1	2	0	0	0	0	0	4
UConn	5	0-2	0-2	0-0	0	1	1	0	0	0	0	0	0
East Carolina	8	0-3	0-2	0-0	0	0	0	0	0	0	0	0	0
Memphis	4	1-1	1-1	0-0	0	0	0	0	0	0	0	0	3
Cincinnati	3	0-0	0-0	0-0	0	0	0	0	0	1	0	0	0
La Salle	14	3-7	1-1	1-1	0	2	2	0	2	1	0	1	8
SMU	22	4-10	0-3	0-0	1	4	5	0	0	0	1	3	8
East Carolina													
USF													
Tulsa													
UCF													
UConn													
USF													
Villanova													
Houston													
Tulsa													
UCF													
Memphis													
Tulane													

CAREER STATISTICS

SEASON	GP-GS	MIN-AVG	FG-FGA	PCT	3P-3PA	PCT	FT-FTA	PCT	OFF	DEF	TOT	AVG	PF-FO	A	TO	BLK	STL	PTS	AVG
2015-16	18-3	228-12.7	34-86	.395	10-40	.250	10-11	.909	11	17	28	1.6	8-0	7	7	1	11	88	4.9
TOTAL	18-3	228-12.7	34-86	.395	10-40	.250	10-11	.909	11	17	28	1.6	8-0	7	7	1	11	88	4.9

#22 MIKE ROBBINS



JUNIOR • GUARD  
6-4 • 185 • Wynnewood, Pa./Lower Merion

NOTES ON ROBBINS

- 2015-16 SEASON**
- Scored his first points of the season against Houston (1/2), hitting 2-of-3 at the free throw line in three minutes of action...Also recorded the first block of his career.
  - Suffered concussion during Nov. 28 practice and missed three games.
  - Played one minute against top-ranked North Carolina in season opener (11/13).

**2014-15 SEASON**

- Earned spot on team as a walk-on.
- Played in eight games for total of 11 minutes.
- Scored a season-high four points including hitting his only attempt from long range in win vs. USF (1/22).
- Dished an assist and pulled down a rebound in two minutes of action at Cincinnati (1/17).
- Recorded an assist and a steal in win at Delaware (12/18).

**PRIOR TO TEMPLE**

- Three-year varsity player at Lower Merion High School and team co-captain as a senior.
- Helped lead the Aces to a 28-4 record in his final season despite an injury that sidelined him for part of the year.
- Scored 16 points in the state semifinals, shooting 8-of-9 from the field in a win over Cathedral Prep...Led his team in scoring in the title game, but the Aces fell short in a loss to Chester.

SEASON HIGHS

Points: .....2 vs. Houston (1/2)  
Rebounds: .....0  
Assists: .....0  
Steals: .....0  
Blocks: .....1 vs. Houston (1/2)  
Minutes: .....3 vs. Houston (1/2)

CAREER HIGHS

Points: .....4 vs. USF (1/22)  
Rebounds: .....1 (3x, last at UCF, 1/28)  
Assists: .....1 (2x, last at Cincinnati, 1/17)  
Steals: .....1 at Delaware (12/18)  
Blocks: .....1 vs. Houston (1/2/16)  
Minutes: .....3 vs. Houston (1/2/16)

ROBBINS GAME-BY-GAME

2015-16	MIN	FG-A	3PT-A	FT-A	OR	DR	TR	F	A	TO	BL	S	PTS
North Carolina	1	0-0	0-0	0-0	0	0	0	0	0	0	0	0	0
Minnesota				DNP - Coaches Decision									
Butler				DNP - Coaches Decision									
Utah				DNP - Coaches Decision									
Delaware				DNP - Injured									
FDU				DNP - Injured									
Wisconsin				DNP - Injured									
Penn				DNP - Coaches Decision									
Saint Joseph's				DNP - Coaches Decision									
Delaware State				DNP - Coaches Decision									
Cincinnati				DNP - Coaches Decision									
Houston	3	0-1	0-0	2-3	0	0	0	0	0	0	1	0	2
UConn				DNP - Coaches Decision									
East Carolina				DNP - Coaches Decision									
Memphis				DNP - Coaches Decision									
Cincinnati				DNP - Coaches Decision									
La Salle				DNP - Coaches Decision									
SMU				DNP - Coaches Decision									
East Carolina													
USF													
Tulsa													
UCF													
UConn													
USF													
Villanova													
Houston													
Tulsa													
UCF													
Memphis													
Tulane													

CAREER STATISTICS

SEASON	GP-GS	MIN-AVG	FG-FGA	PCT	3P-3PA	PCT	FT-FTA	PCT	OFF	DEF	TOT	AVG	PF-FO	A	TO	BLK	STL	PTS	AVG
2014-15	8-0	11-1.4	1-3	.333	1-2	.500	1-2	.500	1	2	3	0.4	1-0	2	1	0	1	4	0.5
2015-16	2-0	4-2.0	0-1	.000	0-0	.000	2-3	.667	0	0	0	0.0	0-0	0	0	1	0	2	1.0
TOTAL	10-0	15-1.5	1-4	.250	1-2	.500	3-5	.600	1	2	3	0.3	1-0	2	1	1	1	6	0.6

# #23 DEVONTAE WATSON



## SENIOR • FORWARD/CENTER

6-11 • 215 • Ambridge, Pa./Lincoln Park Charter

### NOTES ON WATSON

#### 2015-16 SEASON

- Made his first appearance in almost two months coming off the bench for a season-high 10 minutes in an upset win vs. #8 SMU (1/24)...Grabbed a season-high three rebounds.
- Started against #1/1 North Carolina (11/13), but played just seven minutes (0 points) due to foul trouble.

#### 2014-15 SEASON

- One of three Owls to play in all 37 games, making 30 starts.

- Averaged 2.7 points, 3.2 rebounds and 1.0 blocks per game (2nd on team) while playing 14.1 minutes per contest.
- Shot 46 percent from the field (46-100).
- Season highs of nine points and nine rebounds in win at UCF (1/28).
- Also had season high nine points against Cincinnati (2/10) and Louisiana Tech (3/25), both wins, and grabbed a season-high nine rebounds in win at Memphis (2/7).
- Made all four of shot attempts against Louisiana Tech helping team advance to NIT Semifinals.
- Matched career high with four blocked shots against Delaware State and UCF (1/4).

#### 2013-14 SEASON

- Played in all 31 games, making 17 starts.
- Notched first career double-double with a career-high 11 points to go with a career-high 11 rebounds at Houston.
- Led the team with 34 blocks, and his 1.1 bpg average was 14th in The American.
- Started in 16 of the final 17 games and shot 48 percent from the field (24-of-50) in that stretch.

#### 2012-13 SEASON

- Played in six games, totaling 12 minutes.
- Season highs of four points, four rebounds and three blocks in six minutes vs. Alcorn State.

### SEASON HIGHS

Points: .....0  
Rebounds: .....3 vs. SMU (1/24)  
Assists: .....0  
Steals: .....0  
Blocks: .....0  
Minutes: .....10 vs. SMU (1/24)

### CAREER HIGHS

Points: .....11 at Houston (2/9/14)  
Rebounds: .....11 at Houston (2/9/14)  
Assists: .....3 at Louisville (2/27/14)  
Steals: .....3 at Memphis (2/22/14)  
Blocks: .....4 (4x, last vs. UCF, 1/4/15)  
Minutes: .....38 at Memphis (2/22/14)

### WATSON GAME-BY-GAME

2015-16	MIN	FG-A	3PT-A	FT-A	OR	DR	TR	F	A	TO	BL	S	PTS
North Carolina	7	0-1	0-0	0-0	0	0	0	3	0	0	0	0	0
Minnesota	9	0-1	0-0	0-0	0	1	1	1	0	1	0	0	0
Butler													
Utah	3	0-0	0-0	0-0	0	0	0	1	0	0	0	0	0
Delaware	1	0-0	0-0	0-0	1	1	2	0	0	0	0	0	0
FDU													
Wisconsin													
Penn													
Saint Joseph's													
Delaware State													
Cincinnati													
Houston													
UConn													
East Carolina													
Memphis													
Cincinnati													
La Salle													
SMU	10	0-0	0-0	0-0	0	3	3	2	0	0	0	0	0
East Carolina													
USF													
Tulsa													
UCF													
UConn													
USF													
Villanova													
Houston													
Tulsa													
UCF													
Memphis													
Tulane													

### CAREER STATISTICS

SEASON	GP-GS	MIN-AVG	FG-FGA	PCT	3P-3PA	PCT	FT-FTA	PCT	OFF	DEF	TOT	AVG	PF-FO	A	TO	BLK	STL	PTS	AVG
2012-13	6-0	12-2.0	4-6	.667	0-0	.000	1-2	.500	3	3	6	1.0	0-0	0	3	4	0	9	1.5
2013-14	31-17	423-13.6	32-72	.444	0-0	.000	13-26	.500	37	77	114	3.7	66-0	8	16	34	10	77	2.5
2014-15	37-30	520-14.1	46-100	.460	0-0	.000	9-19	.474	30	89	119	3.2	62-0	1	11	37	9	101	2.7
2015-16	5-2	30-6.0	0-2	.000	0-0	.000	0-0	.000	1	5	6	1.2	7-0	0	1	0	0	0	0.0
TOTAL	79-49	985-12.5	82-180	.456	0-0	.000	23-47	.489	71	174	245	3.1	135-0	9	31	75	19	187	2.4

# #10 MARK WILLIAMS



## JUNIOR • FORWARD

6-8 • 240 • Cleveland, Ohio/Montrose Christian

### NOTES ON WILLIAMS

#### 2015-16 SEASON

- Made first start of the season vs. East Carolina (1/9).
- Posted season-highs in points (9), rebounds (7), assists (2), steals (1) and minutes played (17) in a win vs. Delaware State (12/19).
- Scored eight points at Wisconsin (12/5), all in the second half on 3-of-6 shooting from the field.
- Pulled down six rebounds vs. #22/20 Butler (11/20).
- Scored two points and grabbed two rebounds in 14 minutes off the bench against #1/1 North Carolina (11/13).

### SEASON HIGHS

**Points:** .....9 vs. Delaware State (12/19)  
**Rebounds:** .....7 vs. Delaware State (12/19)  
**Assists:** .....2 (3x, last vs. Delaware State, 12/19)  
**Steals:** .....1 vs. Delaware State (12/19)  
**Blocks:** .....1 (3x, last vs. La Salle, 1/20)  
**Minutes:** .....17 vs. Delaware State (12/19)

#### 2014-15 SEASON

- Played in 31 games, starting nine times.
- Averaged 3.5 points and 2.6 rebounds while playing 13.2 mins per contest.
- Started first eight games of season with other start coming in win over East Carolina (2/14).
- Opened season with 11 points while playing career-high 36 minutes in win over American (11/14).
- Followed that effort with career-high 10 rebounds (4 pts) in win over Louisiana Tech (11/17).
- Grabbed nine boards against UNLV (11/22) at Barclays Center.
- Career-high 24 points, making eight of 12 shots from field and six of seven from line in win over Penn (11/25).

### CAREER HIGHS

**Points:** .....24 vs. Penn (11/25/14)  
**Rebounds:** .....10 vs. Louisiana Tech (11/17/14)  
**Assists:** .....4 vs. La Salle (12/6/14)  
**Steals:** .....2 at UConn (1/21/14)  
**Blocks:** .....2 (three times)  
**Minutes:** .....36 vs. American (11/14/14)

#### 2013-14 SEASON

- Played in 30 games, starting 11 times as a freshman.
- Averaged 4.2 ppg and 3.9 rpg - the highest totals for a Temple reserve.
- Started in four of the last six games and averaged 7.0 ppg adn 4.8 rpg in those contests.
- Scored a season-high 11 points vs. Kent State in his second collegiate game.

## WILLIAMS GAME-BY-GAME

2015-16	MIN	FG-A	3PT-A	FT-A	OR	DR	TR	F	A	TO	BL	S	PTS
North Carolina	13	1-3	0-0	0-0	1	1	2	4	0	0	1	0	2
Minnesota	2	1-1	0-0	0-0	0	0	0	2	0	0	0	0	2
Butler	13	1-2	0-1	0-0	1	5	6	3	1	2	0	0	2
Utah	12	2-5	1-3	0-0	1	1	2	1	2	0	0	0	5
Delaware	7	0-2	0-2	0-0	1	0	1	1	0	0	0	0	0
FDU	9	0-2	0-0	2-2	1	2	3	1	1	2	0	0	2
Wisconsin	12	3-6	0-3	2-3	0	2	2	0	1	0	0	0	8
Penn	12	2-5	1-3	3-4	0	0	0	2	2	2	0	0	8
Saint Joseph's	5	0-2	0-1	1-2	1	2	3	1	0	1	0	0	1
Delaware State	17	2-4	0-1	5-8	4	3	7	3	2	0	0	1	9
Cincinnati	15	2-2	0-0	0-0	0	0	0	0	0	1	0	0	4
Houston	16	1-4	0-1	1-1	0	3	3	4	1	1	0	0	3
UConn	6	0-1	0-1	0-0	0	0	0	0	0	0	0	0	0
East Carolina	10	2-3	0-0	0-0	1	2	3	0	0	1	0	0	4
Memphis	3	1-1	0-0	0-0	1	0	1	1	0	0	0	0	2
Cincinnati	11	1-1	1-1	3-4	1	1	2	1	0	0	1	0	6
La Salle	3	1-3	0-1	0-0	0	0	0	0	1	0	1	0	2
SMU	16	2-7	1-3	0-0	1	0	1	4	1	3	0	0	5
East Carolina													
USF													
Tulsa													
UCF													
UConn													
USF													
Villanova													
Houston													
Tulsa													
UCF													
Memphis													
Tulane													

## CAREER STATISTICS

SEASON	GP-GS	MIN-AVG	FG-FGA	PCT	3P-3PA	PCT	FT-FTA	PCT	OFF	DEF	TOT	AVG	PF-FO	A	TO	BLK	STL	PTS	AVG
2013-14	30-11	563-18.8	43-136	.316	10-43	.233	29-43	.674	61	55	116	3.9	74-2	29	29	9	9	125	4.2
2014-15	31-9	410-13.2	37-114	.325	12-43	.279	23-37	.622	27	55	82	2.6	48-0	22	28	5	2	109	3.5
2015-16	18-1	182-10.1	22-54	.407	4-21	.190	17-24	.708	14	22	36	2.0	28-0	12	13	3	1	65	3.6
<b>TOTAL</b>	<b>79-21</b>	<b>1155-14.6</b>	<b>102-304</b>	<b>.336</b>	<b>26-107</b>	<b>.243</b>	<b>69-104</b>	<b>.663</b>	<b>102</b>	<b>132</b>	<b>234</b>	<b>3.0</b>	<b>150-2</b>	<b>63</b>	<b>70</b>	<b>17</b>	<b>12</b>	<b>299</b>	<b>3.8</b>



# 2015-16 TEMPLE MEN'S BASKETBALL BOX SCORES



Official Basketball Box Score -- Game Totals -- Final Statistics  
**Temple vs North Carolina**  
 11/13/15 7:07 PM at Annapolis, Md. (Alumni Hall)



## Temple 67 • 0-1

#	Player	Total		3-Ptr		Rebounds			PF	TP	A TO Blk			Stl	Min
		FG-FGA	FG-FGA	FT-FTA	Off Def Tot	PF	TP	A TO Blk							
15	BOND, Jaylen	1-8	0-2	0-0	2 6 8	2	2	1 1 0	3	30					
23	WATSON, Devontae	1-0	0-0	0-0	0 0 0	3	0	0 0 0	0	7					
01	BROWN, Josh	2-7	1-5	0-0	0 2 2	0	5	6 2 0	1	31					
25	DECOSEY, Quenton	5-13	1-3	0-3	0 3 3	2	11	3 2 0	0	29					
34	COLEMAN, Devin	5-11	3-4	6-6	1 2 3	1	19	0 0 0	1	21					
03	ALSTON, JR., Levan S	5-7	2-4	0-0	1 1 1	4	12	0 2 1	0	15					
04	DINGLE, Daniel	1-2	0-1	4-7	1 2 3	3	6	1 1 2	0	22					
10	WILLIAMS, Mark	1-3	0-0	0-0	1 1 2	4	2	0 0 1	0	13					
11	LOWE, Trey	3-9	2-6	0-0	2 1 3	0	8	2 0 0	0	19					
22	ROBBINS, Mike	0-0	0-0	0-0	0 0 0	0	0	0 0 0	0	1					
24	AFLAKPUI, Ernest	1-1	0-0	0-1	0 2 2	1	2	0 0 0	0	12					
Team					2 3 5										
Totals		24-62	9-25	10-17	9 23 32	20	67	13 8 4	5	200					
FG % 1st Half: 12-27		44.4%	2nd half: 12-35	34.3%	Game: 24-62	38.7%	Deadball Rebounds 2								
3FG % 1st Half: 3-7		42.9%	2nd half: 6-18	33.3%	Game: 9-25	36.0%									
FT % 1st Half: 9-9		100.0%	2nd half: 1-8	12.5%	Game: 10-17	58.8%									

## North Carolina 91 • 1-0

#	Player	Total		3-Ptr		Rebounds			PF	TP	A TO Blk			Stl	Min
		FG-FGA	FG-FGA	FT-FTA	Off Def Tot	PF	TP	A TO Blk							
03	Kennedy Meeks	10-14	0-0	5-7	3 8 11	3	25	2 1 3	0	28					
11	Brice Johnson	6-9	0-0	4-6	4 6 10	4	16	0 0 2	0	22					
44	Justin Jackson	2-7	0-3	0-1	1 1 2	2	4	3 1 0	1	25					
01	Theo Pinson	2-6	2-3	1-3	1 8 9	0	7	5 4 1	1	30					
02	Joel Berry II	4-11	2-2	4-4	2 4 6	2	14	4 3 1	2	32					
00	Nate Britt	5-8	3-4	2-2	0 0 0	0	15	1 0 0	1	25					
04	Isaiah Hicks	3-4	0-0	0-0	1 3 4	4	6	2 0 0	0	15					
13	Kanler Coker	0-0	0-0	0-0	0 0 0	0	0	0 0 0	0	1					
24	Kenny Williams	1-1	0-0	0-0	0 0 0	0	2	0 0 0	0	6					
30	Stillman White	0-1	0-0	0-0	0 0 0	0	0	0 0 0	0	1					
32	Luke Maye	0-1	0-0	0-0	0 2 2	1	0	0 0 0	0	4					
34	Toby Egbona	0-1	0-0	0-0	0 0 0	0	0	0 0 0	0	1					
42	Joel James	1-4	0-0	0-0	2 1 3	0	2	0 0 0	0	9					
43	Spenser Dalton	0-0	0-0	0-0	0 1 1	0	0	0 0 0	0	1					
Team					1 0 1										
Totals		34-67	7-12	16-23	15 34 49	16	91	17 9 7	6	200					
FG % 1st Half: 17-35		48.6%	2nd half: 17-32	53.1%	Game: 34-67	50.7%	Deadball Rebounds 2								
3FG % 1st Half: 5-8		62.5%	2nd half: 2-4	50.0%	Game: 7-12	58.3%									
FT % 1st Half: 8-11		72.7%	2nd half: 8-12	66.7%	Game: 16-23	69.6%									

Officials: Michael Stephens, LaMar Simpson, Mike Roberts  
 Technical fouls: Temple-ALSTON, JR., Levan S. North Carolina-None.  
 Attendance: 5710

Score by periods	1st	2nd	Total
Temple	36	31	67
North Carolina	47	44	91



Official Basketball Box Score -- Game Totals -- Final Statistics  
**Temple vs Minnesota**  
 11/19/15 12:30 p.m. at San Juan, PR (Roberto Clemente Coliseum)



## Temple 75 • 1-1

#	Player	Total		3-Ptr		Rebounds			PF	TP	A TO Blk			Stl	Min
		FG-FGA	FG-FGA	FT-FTA	Off Def Tot	PF	TP	A TO Blk							
15	BOND, Jaylen	8-13	1-1	2-5	3 5 8	2	19	2 2 0	0	32					
23	WATSON, Devontae	0-1	0-0	0-0	0 1 1	1	0	0 1 0	0	9					
01	BROWN, Josh	0-4	0-2	4-6	1 4 5	4	4	6 0 1	1	25					
25	DECOSEY, Quenton	4-6	2-3	2-2	0 2 2	2	12	3 5 0	0	23					
34	COLEMAN, Devin	4-12	3-8	4-4	2 4 6	3	15	1 0 0	1	32					
00	ENECHIONYIA, Obi	4-10	3-5	3-4	2 3 5	4	14	0 1 0	0	27					
03	ALSTON, JR., Levan S	0-4	0-2	0-0	0 1 1	4	0	4 0 0	0	22					
04	DINGLE, Daniel	0-4	0-1	0-0	1 0 1	2	0	2 0 0	0	12					
10	WILLIAMS, Mark	1-1	0-0	0-0	0 0 0	2	2	0 0 0	0	2					
11	LOWE, Trey	2-6	1-1	4-5	2 2 4	2	9	0 1 0	1	16					
Team					2 2 4										
Totals		23-61	10-23	19-26	13 24 37	26	75	18 10 1	3	200					
FG % 1st Half: 10-33		30.3%	2nd half: 13-28	46.4%	Game: 23-61	37.7%	Deadball Rebounds 5								
3FG % 1st Half: 5-11		45.5%	2nd half: 5-12	41.7%	Game: 10-23	43.5%									
FT % 1st Half: 6-9		66.7%	2nd half: 13-17	76.5%	Game: 19-26	73.1%									

## Minnesota 70 • 2-1

#	Player	Total		3-Ptr		Rebounds			PF	TP	A TO Blk			Stl	Min
		FG-FGA	FG-FGA	FT-FTA	Off Def Tot	PF	TP	A TO Blk							
23	Buggs, Charles	4-6	1-1	0-0	2 8 10	0	9	1 0 1	1	31					
24	King, Joey	3-9	2-7	2-3	1 0 1	3	10	0 2 0	0	28					
21	Konate, Bakary	3-5	0-0	3-3	1 2 3	4	9	0 0 2	0	22					
02	Mason, Nate	4-11	1-4	11-12	1 1 2	5	20	5 1 0	0	34					
11	Morris, Carlos	5-11	2-2	4-4	0 5 5	0	16	0 3 1	1	32					
01	McBrayer, Dupree	0-1	0-1	2-4	0 1 1	3	2	2 1 1	0	16					
03	Murphy, Jordan	0-1	0-1	3-4	1 5 6	4	3	0 3 1	0	21					
04	Dorsey, Kevin	0-5	0-2	1-2	0 1 1	1	1	0 0 0	0	11					
41	Diedhiou, Gaston	0-1	0-0	0-0	1 1 2	1	0	0 0 0	0	5					
Team					2 3 5										
Totals		19-50	6-18	26-32	9 27 36	21	70	8 11 6	3	200					
FG % 1st Half: 8-26		30.8%	2nd half: 11-24	45.8%	Game: 19-50	38.0%	Deadball Rebounds 4								
3FG % 1st Half: 4-11		36.4%	2nd half: 2-7	28.6%	Game: 6-18	33.3%									
FT % 1st Half: 6-7		85.7%	2nd half: 20-25	80.0%	Game: 26-32	81.3%									

Officials: Patrick Adams, Chris Beaver, Lee Cassell  
 Technical fouls: Temple-None. Minnesota-None.  
 Attendance: 1601

Score by periods	1st	2nd	Total
Temple	31	44	75
Minnesota	26	44	70

Points	In	Off	2nd	Fast	Bench
Temple	16	16	15	8	25
Minnesota	16	11	11	0	6

Last FG - TU 2nd-02:08, MINN 2nd-00:03.  
 Largest lead - TU by 9 2nd-16:59, MINN by 6 2nd-08:19.  
 TU led for 20:32, MINN led for 09:54. Game was tied for 09:34.

Score tied - 10 times.  
 Lead changed - 8 times.



Official Basketball Box Score -- Game Totals -- Final Statistics  
**Temple vs Butler**  
 11/20/15 1:00 PM AT at Coliseo Roberto Clemente (San Juan, PR)



## Temple 69 • 1-2

#	Player	Total		3-Ptr	Rebounds			PF	TP	A TO Blk			Stl	Min	
		FG-FGA	FG-FGA	FT-FTA	Off	Def	Tot								
00	ENECHIONYIA, Obi	f	2-7	1-5	0-0	0	1	1	3	5	0	1	1	0	24
15	BOND, Jaylen	f	6-16	0-1	1-2	9	4	13	3	13	1	1	1	0	35
01	BROWN, Josh	g	4-10	2-3	2-2	1	2	3	2	12	0	0	1	1	35
25	DECOSEY, Quenton	g	9-16	2-4	4-4	4	6	10	3	24	4	2	0	0	33
34	COLEMAN, Devin	g	4-10	1-4	1-1	0	2	2	2	10	3	1	1	0	32
03	ALSTON, JR., Levan S	g	3-3	0-2	0-0	0	0	0	1	0	0	0	0	0	11
04	DINGLE, Daniel	g	0-2	0-1	0-0	0	0	0	0	0	1	0	2	0	4
10	WILLIAMS, Mark	g	1-2	0-1	0-0	1	5	6	3	2	1	2	0	0	13
11	LOWE, Trey	g	1-5	1-1	0-0	1	0	1	1	3	0	0	0	0	13
Team						1	4	5							
Totals			27-71	7-22	8-9	17	24	41	18	69	10	7	6	1	200
FG % 1st Half: 14-33		42.4%	2nd half: 13-38	34.2%	Game: 27-71		38.0%		Deadball Rebounds 0						
3FG % 1st Half: 2-8		25.0%	2nd half: 5-14	35.7%	Game: 7-22		31.8%								
FT % 1st Half: 1-2		50.0%	2nd half: 7-7	100.0%	Game: 8-9		88.9%								

# 2015-16 TEMPLE MEN'S BASKETBALL BOX SCORES



Official Basketball Box Score -- Game Totals -- Final Statistics  
**Delaware vs Temple**  
 11/29/15 5:02pm at Philadelphia, Pa. (Liacouras Center)



**Delaware 50 • 2-2**

#	Player		Total		3-Ptr		Rebounds			PF	TP	A	TO	Blk	Stl	Min
			FG-FGA	FT-FTA	FG-FGA	FT-FTA	Off	Def	Tot							
21	King-Davis, Marvin	f	5-15	0-0	3-4	5	5	10	3	13	2	0	1	0	30	
15	Jeffers, Maurice	c	2-7	0-0	2-4	1	4	5	1	6	1	4	2	1	34	
01	Holden, Kory	c	3-12	0-4	2-2	1	1	2	2	8	2	1	0	0	35	
12	Corbett, Chivarsky	c	1-6	0-3	0-0	2	3	5	0	2	1	1	0	0	15	
22	Hayes, Cazmon	g	7-16	3-9	0-0	2	7	9	0	17	1	1	1	0	37	
02	Harris, Barnett		0-0	0-0	0-0	0	0	0	2	0	0	0	0	0	1	
03	Mosley, Anthony		1-3	0-1	0-0	0	6	6	2	2	1	1	0	0	28	
10	McRoy, Curtis		0-1	0-1	0-0	0	0	0	1	0	0	0	0	0	4	
23	Johnson, Skye		1-3	0-0	0-0	2	1	3	1	2	1	2	0	1	15	
24	Locke, Sean		0-0	0-0	0-0	0	0	0	0	0	0	0	0	0	1	
Team						3	0	3	1		1					
Totals				20-63	3-18	7-10	16	27	43	13	50	9	11	4	2	200
FG % 1st Half: 9-31			29.0%	2nd half: 11-32	34.4%	Game: 20-63			31.7%	Deadball Rebounds						
3FG % 1st Half: 1-9			11.1%	2nd half: 2-9	22.2%	Game: 3-18			16.7%	2						
FT % 1st Half: 6-7			85.7%	2nd half: 1-3	33.3%	Game: 7-10			70.0%							

**Temple 69 • 2-3**

#	Player	Total		3-Ptr		Rebounds			PF	TP	A	TO	Blk	Stl	Min
		FG-FGA	FG-FGA	FT-FTA	Off	Def	Tot								
00	ENECHIONYIA, Obi	f	6-8	4-6	0-0	1	5	6	2	16	0	0	2	0	23
15	BOND, Jaylen	f	5-13	1-3	0-0	1	3	4	2	11	1	1	1	0	32
01	BROWN, Josh	g	2-9	0-1	0-0	0	6	6	1	4	6	0	1	0	34
25	DECOSEY, Quenton	g	2-6	1-3	5-6	1	7	8	1	10	3	1	0	1	29
34	COLEMAN, Devin	g	3-8	0-1	1-2	3	2	5	0	7	1	1	0	0	22
03	ALSTON, JR., Levan S		2-5	2-5	0-0	0	0	0	0	6	0	0	0	0	14
04	DINGLE, Daniel		3-5	1-3	0-2	2	1	3	2	7	1	2	1	1	17
10	WILLIAMS, Mark		0-2	0-2	0-0	1	0	1	1	0	0	0	0	0	7
11	LOWE, Trey		3-9	0-5	2-2	2	1	3	1	8	1	0	0	2	19
23	WATSON, Devontae		0-0	0-0	0-0	1	1	2	0	0	0	0	0	0	1
24	AFLAKPUI, Ernest		0-0	0-0	0-0	0	1	1	2	0	0	0	0	0	2
Team						2	1	3							
Totals			26-65	9-29	8-12	14	28	42	12	69	13	5	5	4	200
FG % 1st Half:		15-35	42.9%	2nd half:	11-30	36.7%	Game:	26-65	40.0%	Deadball Rebounds					
3FG % 1st Half:		4-16	25.0%	2nd half:	5-13	38.5%	Game:	9-29	31.0%	2					
FT % 1st Half:		3-4	75.0%	2nd half:	5-8	62.5%	Game:	8-12	66.7%						

Officials: Mike Stuart, Doug Simmons, John Gaffney  
 Technical fouls: Delaware-TEAM. Temple-None.  
 Attendance: 4706

Score by periods	1st	2nd	Total
Delaware	25	25	50
Temple	37	32	69

Points	In Paint	Off T/O	2nd Chance	Fast Break	Bench
Delaware	30	0	12	6	4
Temple	24	14	13	5	21

Last FG - DELAWARE 2nd-01:32, TU 2nd-02:30.  
 Largest lead - DELAWARE by 3 1st-18:27, TU by 19 2nd-00:33.  
 DELAWARE led for 01:48. TU led for 36:24. Game was tied for 01:48.

Score tied - 2 times.  
 Lead changed - 4 times.



Official Basketball Box Score -- Game Totals -- Final Statistics  
**Fairleigh Dickinson vs Temple**  
 12/02/15 7:02pm at Philadelphia, Pa. (Liacouras Center)



**Fairleigh Dickinson 70 • 2-6**

		Total		3-Ptr		Rebounds									
#	Player	FG-FGA	FG-FGA	FT-FTA	Off	Def	Tot	PF	TP	A	TO	Blk	Stl	Min	
05	POTTS Jr, Earl	10-15	6-8	3-4	0	4	4	5	29	3	0	0	0	34	
34	HOLLOWAY, Mike	3-6	0-0	1-2	2	2	4	3	7	0	0	1	0	26	
01	JIGGETTS, Stephan	5-11	2-3	0-0	2	1	3	2	12	6	2	0	3	34	
02	ANDERSON, Darian	4-12	0-3	3-4	2	0	2	2	11	8	4	0	3	38	
15	TOWNES, Marques	2-6	1-2	2-4	0	1	1	1	7	1	3	0	2	32	
13	O'GARRO, Tyrone	0-2	0-0	0-0	1	3	4	3	0	0	1	1	0	15	
22	EDGE, Darnell	0-0	0-0	2-2	0	0	0	1	2	0	0	0	0	4	
23	NEHME, Ghassan	0-2	0-2	0-0	0	1	1	2	0	0	2	0	0	12	
35	MILLER, Malik	1-2	0-0	0-0	0	0	0	2	2	0	1	0	0	5	
Team						2 3 5									
Totals		25-56	9-18	11-16	9	15	24	21	70	18	13	2	8	200	
FG % 1st Half: 13-31		41.9%	2nd half: 12-25	48.0%	Game: 25-56		44.6%	Deadball Rebounds							
3FG % 1st Half: 6-11		54.5%	2nd half: 3-7	42.9%	Game: 9-18		50.0%	1,1							
FT % 1st Half: 2-2		100.0%	2nd half: 9-14	64.3%	Game: 11-16		68.8%								

**Temple 79 • 3-3**

#	Player	Total		3-Ptr		Rebounds			PF	TP	A	TO	Blk	Stl	Min
		FG-FGA	FG-FGA	FT-FTA	Off	Def	Tot								
00	ENECHIONYIA, Obi	f	2-4	0-2	3-4	0	1	1	3	7	2	2	0	0	16
15	BOND, Jaylen		8-11	0-2	2-2	2	2	4	1	18	1	0	0	1	29
01	BROWN, Josh	g	2-5	0-0	2-2	1	5	6	3	6	7	2	4	1	30
25	DECOSEY, Quenton	g	7-11	1-2	7-7	1	7	8	2	22	1	4	0	2	30
34	COLEMAN, Devin	g	2-8	1-3	4-4	3	1	4	1	9	1	1	0	1	26
03	ALSTON, JR., Levan S		1-3	1-3	0-0	1	1	2	3	3	1	1	0	0	20
04	DINGLE, Daniel		0-1	0-1	2-4	1	3	4	2	2	3	0	0	0	20
10	WILLIAMS, Mark		0-2	0-0	2-2	1	2	3	1	2	1	2	0	0	9
11	LOWE, Trey		3-8	1-6	1-1	1	1	2	2	8	1	1	0	0	16
24	AFLAKPUI, Ernest		0-0	0-0	2-2	0	0	0	0	2	0	1	0	0	4
Team						2	3	5							
Totals			25-53	4-19	25-28	13	26	39	18	79	18	14	4	5	200
FG % 1st Half:		11-28	39.3%	2nd half:	14-25	56.0%	Game:	25-53	47.2%	Deadball Rebounds					
3FG % 1st Half:		2-11	18.2%	2nd half:	2-8	25.0%	Game:	4-19	21.1%						
FT % 1st Half:		12-13	92.3%	2nd half:	13-15	86.7%	Game:	25-28	89.3%						

Officials: Jeffrey Anderson, Tim Nestor, Jose Carrion  
 Technical fouls: Fairleigh Dickinson-None. Temple-None.  
 Attendance: 4034  
 POTTS JR ---> Career High Points

Score by periods	1st	2nd	Total
Fairleigh Dickinson	34	36	70
Temple	36	43	79

Points	In Paint	Off T/O	2nd Chance	Fast Break	Bench
Fairleigh Dickinson	30	16	9	14	4
Temple	36	15	12	8	17

Last FG - FDU 2nd-00:20, TU 2nd-03:16.  
 Largest lead - FDU by 3 1st-16:50, TU by 23 2nd-08:23.  
 FDU led for 02:08. TU led for 35:48. Game was tied for 02:04.

Score tied - 2 times.  
 Lead changed - 4 times.



Official Basketball Box Score -- Game Totals -- Final Statistics  
**Temple vs Wisconsin**  
 12/5/15 11:30am at Kohl Center, Madison, WI



**Temple 60 • 3-4, 0-0**

		Total		3-Ptr	Rebounds										
#	Player	FG-FGA	FG-FGA	FT-FTA	Off	Def	Tot	PF	TP	A	TO	Blk	Stl	Min	
00	ENECHIONYIA, Obi	f 1-4	0-2	0-0		0	1	4	2	0	0	1	0	18	
15	BOND, Jaylen	f 6-13	0-1	0-0		4	6	10	3	12	0	1	0	31	
01	BROWN, Josh	g 2-7	1-1	0-0		0	1	1	1	5	4	4	1	30	
25	DECOSEY, Quenton	g 1-6	1-3	0-0		0	5	5	3	3	3	1	2	18	
34	COLEMAN, Devin	g 3-8	1-3	0-0		1	1	2	2	7	0	1	0	1	28
03	ALSTON, JR., Levan S		3-5	2-2	3-4	1	4	5	2	11	3	0	0	0	24
04	DINGLE, Daniel		0-2	0-1	2-2	0	0	0	1	2	0	0	0	0	16
10	WILLIAMS, Mark		3-6	0-3	2-3	0	2	2	0	8	1	0	0	0	12
11	LOWE, Trey		3-6	2-4	2-2	0	1	1	0	10	0	0	0	1	21
24	AFLAKPUI, Ernest		0-1	0-0	0-0	0	1	1	0	0	0	0	0	0	2
Team						0	1	1							
Totals			22-58	7-20	9-11	6	23	29	16	60	11	7	4	3	200
FG % 1st Half: 10-27		37.0%	2nd half: 12-31	38.7%	Game: 22-58		37.9%								Deadball
3FG % 1st Half: 4-8		50.0%	2nd half: 3-12	25.0%	Game: 7-20		35.0%								Rebounds
FT % 1st Half: 2-2		100.0%	2nd half: 7-9	77.8%	Game: 9-11		81.8%								2

# 2015-16 TEMPLE MEN'S BASKETBALL BOX SCORES



Official Basketball Box Score -- Game Totals -- Final Statistics  
**Saint Joseph's vs Temple**  
 12/13/15 4:05pm at Philadelphia, Pa. (Liacouras Center)



## Saint Joseph's 66 • 7-2

#	Player	Total		3-Ptr	Rebounds						TP	A	TO	Blk	Stl	Min
		FG-FGA	FG-FGA	FT-FTA	Off	Def	Tot	PF								
15	MILES, Isaiah	f	2-10	0-5	8-8	3	12	15	4	12	0	4	0	0	0	42
24	OLIVA, Pierfrancesco		1-3	0-1	2-2	1	3	4	3	4	0	0	1	0	0	21
43	BEMBRY, DeAndre'	f	7-15	0-4	3-7	2	11	13	3	17	3	0	2	2	2	36
01	NEWKIRK, Shavar	g	2-5	1-1	0-1	0	1	1	0	5	0	1	1	0	0	20
02	BROWN, Aaron	g	5-13	0-1	1-2	1	8	9	0	11	2	1	0	0	0	39
00	KIMBLE, Lamarr		4-10	3-4	0-0	1	1	2	2	11	2	3	0	2	2	27
12	NDAO, Papa		2-7	2-6	0-0	2	2	4	5	6	1	0	1	0	0	13
25	DEMERY, James		0-5	0-1	0-0	0	2	2	1	0	1	1	0	0	0	27
	Team					1	1	2								
Totals			23-68	6-23	14-20	11	41	52	18	66	9	10	5	4	225	
FG % 1st Half: 11-33		33.3%	2nd half: 11-29	37.9%	OT: 1-6	16.7%	Game: 23-68	33.8%	Deadball Rebounds 3.1							
3FG % 1st Half: 2-10		20.0%	2nd half: 3-11	27.3%	OT: 1-2	50.0%	Game: 6-23	26.1%								
FT % 1st Half: 10-14		71.4%	2nd half: 2-4	50.0%	OT: 2-2	100.0%	Game: 14-20	70.0%								

## Temple 65 • 4-5

#	Player	Total		3-Ptr	Rebounds			PF	TP	A	TO	Blk	Stl	Min	
		FG-FGA	FG-FGA	FT-FTA	Off	Def	Total								
00	ENECHIONYIA, Obi	f	8-14	4-7	5-7	1	12	13	3	25	0	1	0	0	41
15	BOND, Jaylen	f	3-11	0-2	1-1	1	3	4	5	7	2	0	0	0	21
01	BROWN, Josh	g	5-10	1-2	2-2	2	10	12	2	13	3	2	1	2	40
25	DECOSEY, Quenton	g	4-15	0-2	5-6	1	6	7	1	13	1	2	0	1	43
34	COLEMAN, Devin	g	0-7	0-4	0-0	0	1	1	0	0	0	0	0	0	24
03	ALSTON, JR., Levan S		1-7	0-4	0-0	1	2	3	2	2	3	0	0	0	30
04	DINGLE, Daniel		2-3	0-0	0-2	0	0	0	2	4	1	0	0	0	19
10	WILLIAMS, Mark		0-2	0-1	1-2	1	2	3	1	1	0	1	0	0	5
11	LOWE, Trey		0-0	0-0	0-0	0	0	0	0	0	0	0	0	0	2
Team						0	1	1							
Totals			23-69	5-22	14-20	7	37	44	16	65	10	6	1	3	225
FG % 1st Half: 10-34		29.4%	2nd half: 12-30	40.0%	OT: 1-5	20.0%	Game: 23-69	33.3%	Deadball Rebounds 3						
3FG % 1st Half: 4-12		33.3%	2nd half: 1-7	14.3%	OT: 0-3	0.0%	Game: 5-22	22.7%							
FT % 1st Half: 8-10		80.0%	2nd half: 4-6	66.7%	OT: 2-4	50.0%	Game: 14-20	70.0%							

Officials: Brian O'Connell, Clarence Armstrong, Tim Nestor  
 Technical fouls: Saint Joseph's-None. Temple-None.  
 Attendance: 6194

Score by periods	1st	2nd	OT	Total
Saint Joseph's	34	27	5	66
Temple	32	29	4	65

Last FG - SJU OT-02:13, TU OT-04:04.  
 Largest lead - SJU by 9 2nd-14:24, TU by 6 1st-09:37.  
 SJU led for 24:12. TU led for 14:53. Game was tied for 05:55.

Points	In Paint	Off T/O	2nd Chance	Fast Break	Bench
SJU	30	4	10	0	17
TU	32	7	6	2	7

Score tied - 9 times.  
 Lead changed - 10 times.



Official Basketball Box Score -- Game Totals -- Final Statistics  
**Delaware State vs Temple**  
 12/19/15 4:02pm at Philadelphia, Pa. (Liacouras Center)



## Delaware State 63 • 0-11

#	Player		Total		3-Ptr		Rebounds				PF	TP	A	TO	Blk	Stl	Min.	
			FG-FGA	FT-FTA	FG-FGA	FT-FTA	Off	Def	Total									
44	MALLORY, DeVaughn	f	0-4	0-1	0-0	0	4	4	4	0	1	2	1	0		18		
55	ONIFADE, Demola	c	0-2	0-0	0-0	3	1	4	4	0	1	1	2	1		17		
01	HAYWOOD, DeANDRE	g	8-14	1-2	4-8	0	4	4	3	21	4	3	1	2	34			
11	MORGAN, Devin	g	4-12	2-7	3-4	2	2	4	0	13	0	2	0	2	36			
21	RAYSOR, Dana	g	3-9	1-5	4-4	1	3	4	1	11	1	0	0	1	26			
03	SILL, Scott		1-1	1-1	0-0	1	2	3	3	3	0	1	0	0	19			
04	THOMAS, Cahli		0-0	0-0	0-0	0	1	1	0	0	1	1	0	0	4			
12	LEWIS, Joseph		0-1	0-0	0-0	0	0	0	2	0	0	0	0	0	2			
20	GASEVIC, Mrdjan		0-0	0-0	2-2	0	0	0	2	2	0	0	0	0	5			
35	OWENS, Jason		0-0	0-0	0-0	0	1	1	4	0	0	2	1	0	17			
23	HUGHES, Todd		5-11	0-1	3-5	2	2	4	2	13	1	2	0	1	22			
Team						2	2	4										
Totals						21-54	5-17	16-23	11	22	33	25	63	9	15	5	7	200
FG % 1st Half: 8-22			36.4%	2nd half: 13-32		40.6%	Game: 21-54		38.9%	Deadball Rebounds 2								
3FG % 1st Half: 3-10			30.0%	2nd half: 2-7		28.6%	Game: 5-17		29.4%									
FT % 1st Half: 8-11			72.7%	2nd half: 8-12		66.7%	Game: 16-23		69.6%									

## Temple 78 • 5-5

#	Player	Total		3-Ptr		Rebounds				PF	TP	A	TO	Blk	Stl	Min
		FG-FGA	FT-FTA	FG-FGA	FT-FTA	Off	Def	Total								
00	ENECHIONYIA, Obi	f	2-6	2-4	0-0	0	1	1	4	6	0	0	0	0	0	12
15	BOND, Jaylen	f	2-3	0-0	1-2	4	5	9	3	5	0	1	1	1	1	27
01	BROWN, Josh	g	3-8	0-3	8-8	2	3	5	4	14	4	3	0	0	0	32
25	DECOSEY, Quenton	g	4-14	0-4	12-15	4	8	12	2	20	1	1	0	1	0	34
34	COLEMAN, Devin	g	2-9	1-6	2-2	1	2	3	3	7	0	1	1	0	1	23
03	ALSTON, JR., Levan S	g	1-5	0-3	0-0	0	0	0	1	2	2	0	0	0	0	14
04	DINGLE, Daniel		2-6	0-3	2-3	2	2	4	0	6	3	1	0	0	0	25
10	WILLIAMS, Mark		2-4	0-1	5-8	4	3	7	3	9	2	0	0	0	1	17
11	LOWE, Trey		4-7	1-3	0-0	0	1	1	1	9	0	2	0	0	2	16
Team						4	2	6								
Totals			22-62	4-27	30-38	21	27	48	21	78	12	9	2	5	2	200
FG % 1st Half: 11-35		31.4%	2nd half: 11-27	40.7%	Game: 22-62	35.5%	Deadball Rebounds 5									
3FG % 1st Half: 2-13		15.4%	2nd half: 2-14	14.3%	Game: 4-27	14.8%										
FT % 1st Half: 11-15		73.3%	2nd half: 19-23	82.6%	Game: 30-38	78.9%										

Officials: James Breeding, Jose Carrion, Andrew Walton  
 Technical fouls: Delaware State-None. Temple-None.  
 Attendance: 4578

Score by periods	1st	2nd	Total
Delaware State	27	36	63
Temple	35	43	78

Points	In Paint	Off T/O	2nd Chance	Fast Break	Bench
DSUM	22	13	3	2	18
TU	24	22	17	2	26

Last FG - DSUM 2nd-00:14, TU 2nd-02:17.  
 Largest lead - DSUM by 7 1st-14:52, TU by 16 2nd-02:17.  
 DSUM led for 10:47. TU led for 27:53. Game was tied for 01:20.

Score tied - 3 times.  
 Lead changed - 4 times.



Official Basketball Box Score -- Game Totals -- Final Statistics  
**Temple vs Cincinnati**  
 12/29/15 3 p.m. ET at Fifth Third Arena (Cincinnati, Ohio)



## Temple 77 • 6-5, 1-0

#	Player	Total		3-Ptr		Rebounds			PF	TP	A	TO	Blk	Stl	Min
		FG-FTA	FG-FGA	FT-FTA	Off	Def	Tot								
00	ENECHIONYIA, Obi	f	0-5	0-2	2-4	2	1	3	2	2	2	1	1	0	21
15	BOND, Jaylen	f	3-6	0-0	1-4	2	4	6	3	7	3	0	0	0	27
01	BROWN, Josh	g	4-9	1-5	2-3	0	5	5	2	11	3	2	0	3	34
25	DECOSEY, Quenton	g	4-7	1-3	10-11	1	3	4	1	19	2	3	1	1	37
34	COLEMAN, Devin	g	5-11	4-7	0-0	1	1	2	2	14	0	0	1	0	29
03	ALSTON, JR., Levan S		2-2	2-2	0-0	0	2	2	0	6	0	0	0	0	14
04	DINGLE, Daniel		6-10	2-3	0-0	4	1	5	1	14	2	0	1	1	20
10	WILLIAMS, Mark		2-2	0-0	0-0	0	0	0	0	4	0	1	0	0	15
11	LOWE, Trey		0-0	0-0	0-0	0	0	0	0	0	0	0	0	0	3
Team						1	2	3				1			
Totals			26-52	10-22	15-22	11	19	30	11	77	12	8	4	5	200
FG % 1st Half: 16-28		57.1%	2nd half: 10-24	41.7%	Game: 26-52	50.0%	Deadball Rebounds 5.1								
3FG % 1st Half: 5-11		45.5%	2nd half: 5-11	45.5%	Game: 10-22	45.5%									
FT % 1st Half: 2-6		33.3%	2nd half: 13-16	81.3%	Game: 15-22	68.2%									

## Cincinnati 70 • 10-4, 0-1

#	Player	Total		3-Ptr	Rebounds					PF	TP	A	TO	Blk	Stl	Min
		FG-FGA	FG-FGA	FT-FTA	Off	Def	Total									
11	EVANS, Jacob	f	2-4	1-2	2-2	3	2	5	0	7	2	1	0	0	0	24
11	CLARK, Gary	f	3-8	0-0	1-1	3	1	4	2	7	2	2	0	0	0	28
22	DeBERRY, Coreontae	c	1-3	0-0	0-0	1	1	2	2	2	1	0	0	0	0	13
10	CAUPAIN, Troy	g	7-16	1-4	4-4	1	2	3	3	19	7	2	0	0	1	36
1	COBB, Farad	g	4-10	2-6	0-0	0	2	2	1	10	1	1	0	0	0	27
00	MOORE, Quadri		0-1	0-0	0-0	0	0	0	0	0	0	0	0	0	0	1
02	ELLIS, Octavius		4-6	0-0	4-5	3	4	7	3	12	0	0	0	0	1	26
03	JENIFER, Justin		1-1	0-0	0-0	0	0	0	0	2	0	0	0	0	0	4
24	THOMAS, Shaq		3-8	2-4	0-0	0	2	2	2	8	0	1	2	0	0	28
25	JOHNSON, Kevin		1-4	1-3	0-0	0	0	0	2	3	0	1	0	0	0	13
Team						3	2	5								
Totals			26-61	7-19	11-12	14	16	30	15	70	13	8	2	2	2	200
FG % 1st Half: 14-31			45.2%	2nd half: 12-30	40.0%	Game: 26-61		42.6%	Deadball Rebounds 2.1							
3FG % 1st Half: 4-7			57.1%	2nd half: 3-12	25.0%	Game: 7-19		36.8%								
FT % 1st Half: 5-5			100.0%	2nd half: 6-7	85.7%	Game: 11-12		91.7%								

# 2015-16 TEMPLE MEN'S BASKETBALL BOX SCORES



Official Basketball Box Score -- Game Totals -- Final Statistics  
**Temple vs UConn**  
 01/05/16 8:00 p.m. at Hartford, Conn. (XL Center)



## Temple 55 • (7-6, 2-1)

		Total		3-Ptr		Rebounds											
#	Player	FG	FGA	FT	FTA	Off	Def	Tot	PF	TP	A	TO	Blk	Stl	Min		
15	BOND, Jaylen	f	5-7	1-1	0-3	4	6	10	3	11	0	0	1	0	30		
01	BROWN, Josh	g	3-7	1-2	4-5	1	4	5	3	11	5	2	0	2	37		
03	ALSTON, JR., Levan S	g	0-3	0-2	0-2	0	0	0	0	0	0	0	0	0	9		
04	DINGLE, Daniel	g	0-3	0-2	0-0	0	3	3	3	0	1	2	0	0	20		
25	DECOSEY, Quenton	g	6-14	3-3	0-2	2	3	5	1	15	2	3	0	1	36		
00	ENECHIONYIA, Obi		1-4	0-1	0-0	0	2	2	3	2	0	0	1	1	17		
10	WILLIAMS, Mark		0-1	0-1	0-0	0	0	0	0	0	0	0	0	0	6		
11	LOWE, Trey		0-2	0-2	0-0	0	1	1	0	0	0	0	0	0	5		
24	AFLAKPUI, Ernest		0-1	0-0	2-2	1	2	3	1	2	0	0	2	1	7		
34	COLEMAN, Devin		6-12	2-4	0-0	2	4	6	1	14	1	1	0	0	33		
Team						2	3	5			4						
Totals			21-54	7-18	6-14	12	28	40	15	55	9	12	4	5	200		
FG % 1st Half:		10-31	32.3%	2nd half:	11-23	47.8%	Game:	21-54	38.9%	Deadball						Rebounds	
3FG % 1st Half:		4-13	30.8%	2nd half:	3-5	60.0%	Game:	7-18	38.9%								
FT % 1st Half:		6-12	50.0%	2nd half:	0-2	0.0%	Game:	6-14	42.9%								

## UConn 53 • (10-4, 1-1)

#	Player	Total		3-Ptr	Rebounds					PF	TP	A TO Blk Stl				Min
		FG-FGA	FG-FGA	FT-FTA	Off	Def	Tot	A	TO			Blk	Stl			
12	FACEY, Kentan	f	0-2	0-0	0-0	2	2	4	0	0	1	1	2	0	23	
32	MILLER, Shonn	f	7-13	0-2	4-5	2	5	7	0	18	2	0	1	0	37	
04	GIBBS, Sterling	g	1-8	1-5	4-4	1	1	2	2	7	1	1	0	1	35	
05	HAMILTON, Daniel	g	2-13	0-3	2-2	2	7	9	2	6	2	1	0	0	34	
44	PURVIS, Rodney	g	4-11	3-8	0-0	0	0	0	3	11	1	4	0	1	24	
00	NOLAN, Phillip		0-0	0-0	0-0	0	0	0	2	0	0	0	0	0	7	
02	ADAMS, Jalen		2-5	0-1	3-3	0	1	1	2	7	1	1	0	0	19	
10	CASSELL JR., Sam		0-1	0-1	0-0	0	0	0	0	0	0	0	0	0	3	
13	ENOCH, Steven		1-3	0-0	0-0	0	4	4	0	2	0	0	0	0	7	
21	CALHOUN, Omar		1-1	0-0	0-0	1	1	2	2	2	0	1	0	0	11	
Team						2	3	5				1				
Totals			18-57	4-20	13-14	10	24	34	13	53	8	10	3	2	200	
FG % 1st Half: 10-31		32.3%	2nd half: 8-26	30.8%	Game: 18-57	31.6%					Deadball					
3FG % 1st Half: 3-10		30.0%	2nd half: 1-10	10.0%	Game: 4-20	20.0%					Rebounds					
FT % 1st Half: 4-4		100.0%	2nd half: 9-10	90.0%	Game: 13-14	92.9%					2					

Officials: Ray Natili, Jeff Anderson, Ron Groover  
 Technical fouls: Temple-None. UConn-None.  
 Attendance: 11319

Score by periods	1st	2nd	Total
Temple	30	25	55
UConn	27	26	53

Last FG - TU 2nd-00:02, UCONN 2nd-04:01.  
 Largest lead - TU by 8 2nd-13:16, UCONN by 8 1st-14:47.  
 TU led for 22:09, UCONN led for 13:17. Game was tied for 04:34.

Score tied - 6 times.  
 Lead changed - 12 times.



Official Basketball Box Score -- Game Totals -- Final Statistics  
**East Carolina vs Temple**  
 01/09/16 9:01pm at Philadelphia, Pa. (Liacouras Center)



## East Carolina 60 • 8-8, 0-3

#	Player		Total		3-Ptr		Rebounds			PF	TP					Min
			FG-FGA	FG-FGA	FT-FTA	Off	Def	Tot	A			TO	Blk	Stl		
10	WILLIAMS, Clarence	f	5-8	2-2	0-0	2	0	2	2	12	0	1	0	0	23	
44	AJA, Kanu	f	1-6	0-0	1-4	2	2	4	1	3	1	2	0	0	23	
02	WHITE, Caleb	g	5-10	4-7	0-0	0	1	1	2	14	1	0	0	1	40	
04	WILLIAMS, Prince	g	4-8	1-2	0-0	0	3	3	1	9	5	0	0	1	36	
21	TYSON, B.J.	g	3-10	0-2	0-0	1	2	3	1	6	3	3	0	1	34	
05	TEJADA, Lance		0-1	0-1	0-0	0	1	1	0	0	0	0	0	0	4	
13	NZEKE, Michel		1-2	0-0	0-0	0	0	0	0	2	0	0	0	0	8	
14	BARKLEY, Kentrell		2-3	1-1	1-1	0	0	0	1	6	2	1	1	0	15	
35	ZANGARI, Michael		3-5	0-1	2-2	0	5	5	3	8	0	0	0	0	17	
Team						2	4	6								
Totals			24-53	8-16	4-7	7	18	25	11	60	12	9	1	3	200	
FG % 1st Half:			16-27	59.3%	2nd half:	8-26	30.8%	Game:	24-53	45.3%					Deadball	
3FG % 1st Half:			6-9	66.7%	2nd half:	2-7	28.6%	Game:	8-16	50.0%					Rebounds	
FT % 1st Half:			0-0	0.0%	2nd half:	4-7	57.1%	Game:	4-7	57.1%					2	

## Temple 78 • 8-6, 3-1

#	Player	Total		3-Ptr		Rebounds			PF	TP	A TO Blk Stl				Min
		FG-FGA	FG-FGA	FT-FTA	Off	Def	Tot	PF			TP	A	TO	Blk	
10	WILLIAMS, Mark	f	2-3	0-0	0-0	1	2	3	0	4	0	1	0	0	10
15	BOND, Jaylen	f	4-8	0-2	1-2	4	8	12	2	9	3	1	0	2	38
01	BROWN, Josh	g	5-8	2-5	0-0	0	6	6	3	12	8	0	0	1	39
11	LOWE, Trey	g	0-3	0-2	0-0	0	0	0	0	0	0	0	0	0	8
25	DECOSEY, Quenton	g	8-13	5-8	3-4	0	2	2	1	24	4	3	0	1	36
00	ENECHIONYIA, Obi		3-8	1-4	3-3	3	0	3	2	10	1	1	1	0	20
03	ALSTON, JR., Levan S		0-0	0-0	0-0	0	0	0	0	0	0	0	0	0	4
04	DINGLE, Daniel		1-2	0-1	0-0	1	2	3	1	2	0	1	0	0	13
34	COLEMAN, Devin		6-13	5-11	0-0	0	2	2	0	17	2	1	1	1	32
Team						1	1	2							
Totals			29-58	13-33	7-9	10	23	33	9	78	18	8	2	5	200
FG % 1st Half: 12-29		41.4%	2nd half: 17-29	58.6%	Game: 29-58	50.0%					Deadball				
3FG % 1st Half: 5-16		31.3%	2nd half: 8-17	47.1%	Game: 13-33	39.4%					Rebounds				
FT % 1st Half: 4-4		100.0%	2nd half: 3-5	60.0%	Game: 7-9	77.8%					3				

Officials: Ted Valentine, Steve Olson, Peter Juzenas  
 Technical fouls: East Carolina-None. Temple-None.  
 Attendance: 4524

Score by periods	1st	2nd	Total
East Carolina	38	22	60
Temple	33	45	78

Last FG - ECU 2nd-00:30, TU 2nd-00:39.  
 Largest lead - ECU by 11 1st-04:32, TU by 21 2nd-00:39.  
 ECU led for 19:28, TU led for 18:14. Game was tied for 02:18.

Score tied - 4 times.  
 Lead changed - 6 times.



Official Basketball Box Score -- Game Totals -- Final Statistics  
**Temple vs Memphis**  
 01/13/16 7:05 PM at Memphis, Tenn.



## Temple 65 • 8-7, 3-2

		Total		3-Ptr	Rebounds										
#	Player	FG-FGA	FG-FGA	FT-FTA	Off	Def	Tot	PF	TP	A	TO	Blk	Stl	Min	
15	BOND, Jaylen	f	7-15	0-2	0-1	6	8	14	4	14	0	3	2	32	
24	AFLAKPUI, Ernest	c	1-1	0-0	0-0	2	1	3	4	2	0	0	1	8	
01	BROWN, Josh	g	6-16	2-5	1-2	0	3	3	4	15	7	2	1	2 38	
03	ALSTON, JR., Levan S	g	0-2	0-1	0-0	0	1	1	0	0	1	0	0	0 15	
25	DECOSEY, Quenton	g	5-15	0-1	3-5	2	5	7	2	13	1	4	1	4 36	
00	ENECHIONYIA, Obi		3-7	2-4	0-0	0	1	1	2	8	0	0	3	0 19	
04	DINGLE, Daniel		2-7	0-3	1-1	1	5	6	3	5	1	1	0	0 21	
10	WILLIAMS, Mark		1-1	0-0	0-0	1	0	1	1	2	0	0	0	0 3	
11	LOWE, Trey		1-1	1-1	0-0	0	0	0	0	3	0	0	0	0 4	
34	COLEMAN, Devin		1-7	1-4	0-0	1	3	4	2	3	2	2	0	0 24	
Team						1	1	2			1				
Totals			27-72	6-21	5-9	14	28	42	22	65	12	13	8	10 200	
FG % 1st Half: 16-40		40.0%	2nd half: 11-32	34.4%	Game: 27-72	37.5%									Deadball
3FG % 1st Half: 3-10		30.0%	2nd half: 3-11	27.3%	Game: 6-21	28.6%									Rebounds
FT % 1st Half: 2-4		50.0%	2nd half: 3-5	60.0%	Game: 5-9	55.6%									4.1



2015-16 TEMPLE MEN'S BASKETBALL BOX SCORES



Official Basketball Box Score -- Game Totals -- Final Statistics  
Temple vs La Salle  
01/20/16 7:00 at The Palestra (Philadelphia, Pa.)



Temple 62 • 10-7 (2-1 Big 5)

#	Player	Total		3-Ptr		Rebounds			PF	TP	A		TO	Blk	Stl	Min
		FG-FGA	FG-FGA	FT-FTA	FT-FTA	Off	Def	Tot			TO	Blk				
15	BOND, Jaylen	f	5-7	0-0	0-2	2	2	4	3	10	3	2	0	1	1	30
24	AFLAKPUI, Ernest	c	3-4	0-0	0-0	1	2	3	1	6	0	0	0	0	0	15
01	BROWN, Josh	g	5-8	0-1	2-2	0	2	2	1	12	4	0	1	0	0	38
11	LOWE, Trey	g	3-7	1-1	1-1	0	2	2	0	8	2	1	0	1	1	14
25	DECOSEY, Quenton	g	4-8	1-2	3-3	1	4	5	2	12	3	2	0	2	2	35
00	ENECHIONYIA, Obi		1-3	1-2	1-2	0	2	2	1	4	2	1	2	1	1	16
03	ALSTON, JR., Levan S		0-0	0-0	0-0	0	0	0	1	0	0	0	0	1	1	4
04	DINGLE, Daniel		1-4	0-0	0-0	2	2	4	3	2	0	0	0	0	0	20
10	WILLIAMS, Mark		1-3	0-1	0-0	0	0	0	0	2	1	0	1	0	0	3
34	COLEMAN, Devin		3-8	0-3	0-0	0	6	6	2	6	1	0	0	0	0	25
Team						0	3	3								
Totals			26-52	3-10	7-10	6	25	31	14	62	16	6	4	6	200	

FG % 1st Half:	14-26	53.8%	2nd half:	12-26	46.2%	Game:	26-52	50.0%	Deadball
3FG % 1st Half:	2-5	40.0%	2nd half:	1-5	20.0%	Game:	3-10	30.0%	Rebounds
FT % 1st Half:	3-3	100.0%	2nd half:	4-7	57.1%	Game:	7-10	70.0%	1

La Salle 49 • 5-11 (0-3 Big 5)

#	Player		Total		3-Ptr		Rebounds			PF	TP	A				Min
			FG-FGA	FG-FGA	FT-FTA	Off	Def	Tot	TO			Blk	Stl			
05	WASHINGTON, Tony	f	7-7	0-0	2-3	6	7	13	3	16	2	4	2	1	40	
01	SHULER, Johnnie	g	2-11	2-9	0-0	0	2	2	1	6	2	3	0	0	40	
02	STUKES, Amar	g	0-0	0-0	0-0	0	3	3	4	0	2	1	0	0	34	
03	ROBERTS, Cleon	g	5-14	3-10	3-4	2	1	3	2	16	2	1	0	2	40	
21	PRICE, Jordan	g	4-21	1-8	2-2	1	5	6	2	11	2	2	1	1	40-	
14	HARRIS, Karl		0-0	0-0	0-0	0	1	1	0	0	0	1	0	0	6	
Team						3	2	5								
Totals				18-53	6-27	7-9	12	21	33	12	49	10	12	3	4	200

FG % 1st Half:	10-24	41.7%	2nd half:	8-29	27.6%	Game:	18-53	34.0%	Deadball
3FG % 1st Half:	3-13	23.1%	2nd half:	3-14	21.4%	Game:	6-27	22.2%	Rebounds
FT % 1st Half:	2-2	100.0%	2nd half:	5-7	71.4%	Game:	7-9	77.8%	0.1

Officials: Bryan Kersey, Brian Dorsey, Ed Corbett  
Technical fouls: Temple-None. La Salle-None.  
Attendance:

Score by periods	1st	2nd	Total
Temple	33	29	62
La Salle	25	24	49

Last FG - TU 2nd-01:07, LAS 2nd-00:57.  
Largest lead - TU by 15 1st-04:51, LAS by 1 1st-17:52.  
TU led for 37:39. LAS led for 01:07. Game was tied for 01:14.

Points	In	Off	2nd	Fast	Bench
TU	24	11	2	4	14
LAS	24	5	7	0	0

Score tied - 1 time.  
Lead changed - 2 times.



Official Basketball Box Score -- Game Totals -- Final Statistics  
SMU vs Temple  
01/24/16 2:00pm at Philadelphia, Pa. (Liacouras Center)



SMU 80 • 18-1, 7-1

#	Player		Total		3-Ptr		Rebounds			PF	TP	A		TO	Blk	Stl	Min
			FG-FGA	FGA-FGA	FT-FTA	Off	Def	Tot	TO			Blk					
00	MOORE, Ben	f	5-8	0-0	3-6	3	1	4	4	13	2	3	0	1		31	
05	KENNEDY, Markus	f	3-12	0-0	0-1	1	3	4	2	6	1	2	1	0		25	
01	MILTON, Shake	g	3-13	2-6	2-2	1	6	7	0	10	3	3	0	0		40	
03	BROWN, Sterling	g	7-12	0-4	5-5	2	7	9	5	19	1	0	0	1		26	
11	MOORE, Nic	g	3-8	0-3	4-4	1	2	3	4	10	7	3	0	3		37	
10	FOSTER, Jarrey		3-4	1-1	0-2	2	0	2	4	7	0	2	0	1		13	
22	WILFONG, Jonathan		0-0	0-0	0-0	0	0	0	0	0	0	0	0	0		1	
23	TOLBERT, Jordan		7-9	0-0	1-3	4	4	8	2	15	0	1	1	0		27	
Team						1	0	1									
Totals				31-66	3-14	15-23	15	23	38	21	80	14	14	2	6	200	

FG % 1st Half:	12-30	40.0%	2nd half:	19-36	52.8%	Game:	31-66	47.0%	Deadball
3FG % 1st Half:	1-5	20.0%	2nd half:	2-9	22.2%	Game:	3-14	21.4%	Rebounds
FT % 1st Half:	9-16	56.3%	2nd half:	6-7	85.7%	Game:	15-23	65.2%	4.1

Temple 89 • 11-7, 5-2

#	Player	Total		3-Ptr		Rebounds			PF	TP	A		TO	Blk	Stl	Min
		FG-FGA	FG-FGA	FT-FTA	FT-FTA	Off	Def	Tot			TO	Blk				
00	ENECHIONYIA, Obi	f	2-7	1-3	3-6	1	2	3	4	8	0	0	0	0	0	19
24	AFLAKPUI, Ernest	c	0-1	0-0	3-4	2	0	2	1	3	1	0	1	0	1	12
01	BROWN, Josh	g	2-7	1-3	4-4	0	4	4	1	9	4	1	0	1	1	39
11	LOWE, Trey	g	4-10	0-3	0-0	1	4	5	0	8	0	0	1	3	22	
25	DECOSEY, Quenton	g	5-13	2-7	7-10	0	5	5	2	19	4	3	0	3	37	
03	ALSTON, JR., Levan S		0-0	0-0	0-0	0	1	1	0	0	1	0	0	1	4	
04	DINGLE, Daniel		4-5	2-3	4-6	0	3	3	4	14	2	3	1	1	16	
10	WILLIAMS, Mark		2-7	1-3	0-0	1	0	1	4	5	1	3	0	0	16	
23	WATSON, Devontae		0-0	0-0	0-0	0	3	3	2	0	0	0	0	0	10	
34	COLEMAN, Devin		8-8	7-7	0-0	0	0	0	0	23	0	1	0	1	25	
Team						2	2	4								
Totals			27-58	14-29	21-30	7	24	31	18	89	13	11	3	10	200	

FG % 1st Half:	16-35	45.7%	2nd half:	11-23	47.8%	Game:	27-58	46.6%	Deadball
3FG % 1st Half:	8-18	44.4%	2nd half:	6-11	54.5%	Game:	14-29	48.3%	Rebounds
FT % 1st Half:	4-7	57.1%	2nd half:	17-23	73.9%	Game:	21-30	70.0%	9

Officials: Joe DeRosa, Clarence Armstrong, Bill Jacobson  
Technical fouls: SMU-None. Temple-None.  
Attendance: 6096

Score by periods	1st	2nd	Total
SMU	34	46	80
Temple	44	45	89

Last FG - SMU 2nd-00:01, TU 2nd-05:28.  
Largest lead - SMU by 4 1st-16:25, TU by 19 2nd-05:28.  
SMU led for 06:28. TU led for 32:01. Game was tied for 01:31.

Points	In	Off	2nd	Fast	Bench
SMU	48	12	22	7	22
TU	48	22	9	9	42

Score tied - 3 times.  
Lead changed - 6 times.

## 2015-16 TEMPLE MEN'S BASKETBALL PHOTO ROSTER



**Fran Dunphy**  
Head Coach  
10th Season



**Dave Duke**  
Asst. to the Head Coach/  
Player Development  
10th Season



**Dwayne Killings**  
Assistant Coach  
Fifth Season



**Aaron McKie**  
Assistant Coach  
Second Season



**Shawn Trice**  
Assistant Coach  
10th Season




**Raheem Mapp**  
Director of  
Operations



**Chris Clark**  
Video Coordinator



**Shawn Cameron**  
Athletic Trainer



**Rich Levy**  
Strength &  
Conditioning Coach

### THE PLAYERS



**#24 Ernest Aflakpui**  
Fr. • C • 6-10 • 235  
Accra, Ghana  
Archbishop Carroll (Pa.)



**#3 Levan Shawn Alston, Jr.**  
Fr. • G • 6-4 • 170  
Philadelphia, Pa.  
The Haverford School



**#15 Jaylen Bond**  
Sr. • F • 6-8 • 240  
Philadelphia, Pa.  
Plymouth-Whitemarsh



**#1 Josh Brown**  
Jr. • G • 6-3 • 185  
Irvington, N.J.  
St. Anthony's



**#34 Devin Coleman**  
Sr. • G • 6-2 • 205  
Philadelphia, Pa.  
Friends' Central



**#25 Quenton DeCosey**  
Sr. • G • 6-5 • 205  
Union, N.J.  
St. Joseph's-Metuchen



**#4 Daniel Dingle**  
R-Jr. • G/F • 6-7 • 235  
Bronx, N.Y.  
St. Raymond's



**#0 Obi Enechionya**  
So. • F • 6-9 • 220  
Springfield, Va.  
St. James (Md.) School



**#11 Trey Lowe**  
Fr. • G • 6-6 • 165  
Ewing, N.J.  
Ewing



**#32 Ayan Nunez de Carvalho**  
Fr. • G • 6-5 • 190  
Parana, Argentina  
Escuela Normal Superior



**#22 Mike Robbins**  
Jr. • G • 6-4 • 185  
Wynnewood, Pa.  
Lower Merion



**#23 Devontae Watson**  
Sr. • F/C • 6-11 • 215  
Ambridge, Pa.  
Lincoln Park Charter



**#10 Mark Williams**  
Jr. • F • 6-8 • 240  
Cleveland, Ohio  
Montrose Christian



**2015-16 Temple Men's Basketball**  
**Temple Team Game-by-Game (as of Jan 24, 2016)**  
**All games**



TEAM STATISTICS

Opponent	Date	Score		Total		3-Pointers		Free throws		Rebounds											
				fg-fga	pct	3fg-fga	pct	ft-fla	pct	off	def	tot	avg	pf	a	t/o	blk	stl	pts	avg	
vs North Carolina	11/13/15	67-91	L	24-62	.387	9-25	.360	10-17	.588	9	23	32	32.0	20	13	8	4	5	67	67.0	
vs Minnesota	11/19/15	75-70	W	23-61	.377	10-23	.435	19-26	.731	13	24	37	34.5	26	18	10	1	3	75	71.0	
vs Butler	11/20/15	69-74	L	27-71	.380	7-22	.318	8-9	.889	17	24	41	36.7	18	10	7	6	1	69	70.3	
vs Utah	11/22/15	68-74	L	26-66	.394	10-29	.345	6-9	.667	10	26	36	36.5	27	13	6	0	5	68	69.8	
DELAWARE	11/29/15	69-50	W	26-65	.400	9-29	.310	8-12	.667	14	28	42	37.6	12	13	5	5	4	69	69.6	
FAIRLEIGH DICKINSON	12/02/15	79-70	W	25-53	.472	4-19	.211	25-28	.893	13	26	39	37.8	18	18	14	4	5	79	71.2	
at Wisconsin	12/05/15	60-76	L	22-58	.379	7-20	.350	9-11	.818	6	23	29	36.6	16	11	7	4	3	60	69.6	
at Penn	12/09/15	77-73	W	27-54	.500	7-18	.389	16-23	.696	10	24	34	36.2	16	15	13	0	6	77	70.5	
SAINT JOSEPH'S	12/13/15	65-66	Lot	23-69	.333	5-22	.227	14-20	.700	7	37	44	37.1	16	10	6	1	3	65	69.9	
DELAWARE STATE	12/19/15	78-63	W	22-62	.355	4-27	.148	30-38	.789	21	27	48	38.2	21	12	9	2	5	78	70.7	
at Cincinnati	12/29/15	77-70	W	26-52	.500	10-22	.455	15-22	.682	11	19	30	37.5	11	12	8	4	5	77	71.3	
HOUSTON	01/02/16	50-77	L	20-58	.345	3-23	.130	7-9	.778	13	17	30	36.8	18	6	13	4	5	50	69.5	
at UConn	01/05/16	55-53	W	21-54	.389	7-18	.389	6-14	.429	12	28	40	37.1	15	9	12	4	5	55	68.4	
EAST CAROLINA	01/09/16	78-60	W	29-58	.500	13-33	.394	7-9	.778	10	23	33	36.8	9	18	8	2	5	78	69.1	
at Memphis	01/13/16	65-67	L	27-72	.375	6-21	.286	5-9	.556	14	28	42	37.1	22	12	13	8	10	65	68.8	
CINCINNATI	01/16/16	67-65	Wot	26-76	.342	7-24	.292	8-18	.444	17	30	47	37.8	17	13	11	4	7	67	68.7	
at La Salle	01/20/16	62-49	W	26-52	.500	3-10	.300	7-10	.700	6	25	31	37.4	14	16	6	4	6	62	68.3	
SMU	01/24/16	89-80	W	27-58	.466	14-29	.483	21-30	.700	7	24	31	37.0	18	13	11	3	10	89	69.4	
Temple		1250		447-1101	.406	135-414	.326	221-314	.704	210	456	666	37.0	314	232	167	60	93	1250	69.4	
Opponents		1228		437-1063	.411	103-336	.307	251-340	.738	216	471	687	38.2	294	220	200	68	80	1228	68.2	

Games played: 18  
Points/game: 69.4  
FG Pct: 40.6  
3FG Pct: 32.6  
FT Pct: 70.4

Rebounds/game: 37.0  
Assists/game: 12.9  
Turnovers/game: 9.3  
Assist/turnover ratio: 1.4  
Steals/game: 5.2  
Blocks/game: 3.3



**2015-16 Temple Men's Basketball**  
**Temple Game-by-Game Highs (as of Jan 24, 2016)**  
**All games**



Opponent	Date	Score	Points	Rebounds	Assists	Steals	Blocked shots
vs North Carolina	11/13/15	67-91	19-COLEMAN, Devin	8-BOND, Jaylen	6-BROWN, Josh	3-BOND, Jaylen	2-DINGLE, Daniel
vs Minnesota	11/19/15	75-70	19-BOND, Jaylen	8-BOND, Jaylen	6-BROWN, Josh	1-LOWE, Trey COLEMAN, Devin BROWN, Josh	1-BROWN, Josh
vs Butler	11/20/15	69-74	24-DECOSEY, Quent	13-BOND, Jaylen	4-DECOSEY, Quento	1-BROWN, Josh	2-DINGLE, Daniel
vs Utah	11/22/15	68-74	14-DECOSEY, Quent	5-COLEMAN, Devin BOND, Jaylen DECOSEY, Quento	5-DINGLE, Daniel	2-ENECHIONYIA, Ob	None
DELAWARE	11/29/15	69-50	16-ENECHIONYIA, O	8-DECOSEY, Quento	6-BROWN, Josh	2-LOWE, Trey	2-ENECHIONYIA, Ob
FAIRLEIGH DICKINSON	12/02/15	79-70	22-DECOSEY, Quent	8-DECOSEY, Quento	7-BROWN, Josh	2-DECOSEY, Quento	4-BROWN, Josh
at Wisconsin	12/05/15	60-76	12-BOND, Jaylen	10-BOND, Jaylen	4-BROWN, Josh	1-LOWE, Trey DECOSEY, Quento COLEMAN, Devin	2-DECOSEY, Quento
at Penn	12/09/15	77-73	22-DECOSEY, Quent	10-BOND, Jaylen	9-BROWN, Josh	3-BOND, Jaylen	None
SAINT JOSEPH'S	12/13/15	65-66	25-ENECHIONYIA, O	13-ENECHIONYIA, O	3-ALSTON, JR., Leva BROWN, Josh	2-BROWN, Josh	1-BROWN, Josh
DELAWARE STATE	12/19/15	78-63	20-DECOSEY, Quent	12-DECOSEY, Quent	4-BROWN, Josh	2-LOWE, Trey	1-COLEMAN, Devin BOND, Jaylen
at Cincinnati	12/29/15	77-70	19-DECOSEY, Quent	6-BOND, Jaylen	3-BROWN, Josh BOND, Jaylen	3-BROWN, Josh	1-DINGLE, Daniel COLEMAN, Devin ENECHIONYIA, Obi DECOSEY, Quento
HOUSTON	01/02/16	50-77	9-ENECHIONYIA, Ob DECOSEY, Quento	6-BOND, Jaylen DECOSEY, Quento	2-COLEMAN, Devin BOND, Jaylen	4-BOND, Jaylen	1-ENECHIONYIA, Ob DECOSEY, Quento BOND, Jaylen ROBBINS, Mike
at UConn	01/05/16	55-53	15-DECOSEY, Quent	10-BOND, Jaylen	5-BROWN, Josh	2-BROWN, Josh	2-AFLAKPUI, Ernest
EAST CAROLINA	01/09/16	78-60	24-DECOSEY, Quent	12-BOND, Jaylen	8-BROWN, Josh	2-BOND, Jaylen	1-ENECHIONYIA, Ob COLEMAN, Devin
at Memphis	01/13/16	65-67	15-BROWN, Josh	14-BOND, Jaylen	7-BROWN, Josh	4-DECOSEY, Quento	3-ENECHIONYIA, Ob
CINCINNATI	01/16/16	67-65	22-DECOSEY, Quent	12-BOND, Jaylen	5-BROWN, Josh	3-DECOSEY, Quento	1-ENECHIONYIA, Ob WILLIAMS, Mark AFLAKPUI, Ernest DECOSEY, Quento
at La Salle	01/20/16	62-49	12-BROWN, Josh DECOSEY, Quento	6-COLEMAN, Devin	4-BROWN, Josh	2-DECOSEY, Quento	2-ENECHIONYIA, Ob
SMU	01/24/16	89-80	23-COLEMAN, Devin	5-DECOSEY, Quento LOWE, Trey	4-DECOSEY, Quento BROWN, Josh	3-DECOSEY, Quento LOWE, Trey	1-LOWE, Trey AFLAKPUI, Ernest DINGLE, Daniel





2015-16 Temple Men's Basketball  
Temple Team High/Low Analysis (as of Jan 24, 2016)  
All games



Temple - TEAM GAME HIGHS

POINTS	89	SMU (01/24/16)
	79	FAIRLEIGH DICKINSON (12/02/15)
	78	EAST CAROLINA (01/09/16)
	78	DELAWARE STATE (12/19/15)
	77	at Cincinnati (12/29/15)
	77	at Penn (12/09/15)
FIELD GOALS MADE	29	EAST CAROLINA (01/09/16)
	27	SMU (01/24/16)
	27	at Memphis (01/13/16)
	27	at Penn (12/09/15)
	27	vs Butler (11/20/15)
FIELD GOAL ATTEMPTS	76	CINCINNATI (01/16/16)
	72	at Memphis (01/13/16)
FIELD GOAL PERCENTAGE	.500 (29-58)	EAST CAROLINA (01/09/16)
	.500 (27-54)	at Penn (12/09/15)
	.500 (26-52)	at La Salle (01/20/16)
	.500 (26-52)	at Cincinnati (12/29/15)
3 PT FIELD GOALS MADE	14	SMU (01/24/16)
	13	EAST CAROLINA (01/09/16)
3 PT FG ATTEMPTS	33	EAST CAROLINA (01/09/16)
	29	SMU (01/24/16)
	29	DELAWARE (11/29/15)
	29	vs Utah (11/22/15)
3 PT FG PERCENTAGE	.483 (14-29)	SMU (01/24/16)
	.455 (10-22)	at Cincinnati (12/29/15)
FREE THROWS MADE	30	DELAWARE STATE (12/19/15)
	25	FAIRLEIGH DICKINSON (12/02/15)
FREE THROW ATTEMPTS	38	DELAWARE STATE (12/19/15)
	30	SMU (01/24/16)
FREE THROW PERCENTAGE	.893 (25-28)	FAIRLEIGH DICKINSON (12/02/15)
	.889 (8-9)	vs Butler (11/20/15)
REBOUNDS	48	DELAWARE STATE (12/19/15)
	47	CINCINNATI (01/16/16)
ASSISTS	18	EAST CAROLINA (01/09/16)
	18	FAIRLEIGH DICKINSON (12/02/15)
	18	vs Minnesota (11/19/15)
STEALS	10	SMU (01/24/16)
	10	at Memphis (01/13/16)
BLOCKED SHOTS	8	at Memphis (01/13/16)
	6	vs Butler (11/20/15)
TURNOVERS	14	FAIRLEIGH DICKINSON (12/02/15)
	13	at Memphis (01/13/16)
	13	HOUSTON (01/02/16)
	13	at Penn (12/09/15)
FOULS	27	vs Utah (11/22/15)
	26	vs Minnesota (11/19/15)



2015-16 Temple Men's Basketball  
Temple High/Low Analysis (as of Jan 24, 2016)  
All games



Opponent - GAME HIGHS

POINTS	91		vs North Carolina (11/13/15)
	80		SMU (01/24/16)
	77		HOUSTON (01/02/16)
	76		at Wisconsin (12/05/15)
	74		vs Utah (11/22/15)
	74		vs Butler (11/20/15)
FIELD GOALS MADE	34		vs North Carolina (11/13/15)
	31		SMU (01/24/16)
	31		HOUSTON (01/02/16)
FIELD GOAL ATTEMPTS	70		CINCINNATI (01/16/16)
	68		SAINT JOSEPH'S (12/13/15)
FIELD GOAL PERCENTAGE	.544	(31-57)	HOUSTON (01/02/16)
	.527	(29-55)	at Penn (12/09/15)
3 PT FIELD GOALS MADE	10		at Penn (12/09/15)
	9		FAIRLEIGH DICKINSON (12/02/15)
3 PT FG ATTEMPTS	30		at Penn (12/09/15)
	27		at La Salle (01/20/16)
3 PT FG PERCENTAGE	.583	(7-12)	vs North Carolina (11/13/15)
	.545	(6-11)	at Wisconsin (12/05/15)
FREE THROWS MADE	26		vs Utah (11/22/15)
	26		vs Minnesota (11/19/15)
FREE THROW ATTEMPTS	34		vs Utah (11/22/15)
	32		vs Minnesota (11/19/15)
FREE THROW PERCENTAGE	.929	(13-14)	at UConn (01/05/16)
	.917	(11-12)	at Cincinnati (12/29/15)
REBOUNDS	56		CINCINNATI (01/16/16)
	52		SAINT JOSEPH'S (12/13/15)
ASSISTS	18		FAIRLEIGH DICKINSON (12/02/15)
	17		vs North Carolina (11/13/15)
STEALS	9		at Memphis (01/13/16)
	8		FAIRLEIGH DICKINSON (12/02/15)
BLOCKED SHOTS	8		at Memphis (01/13/16)
	7		vs North Carolina (11/13/15)
TURNOVERS	16		CINCINNATI (01/16/16)
	15		DELAWARE STATE (12/19/15)
FOULS	25		DELAWARE STATE (12/19/15)
	21		SMU (01/24/16)
	21		at Penn (12/09/15)
	21		FAIRLEIGH DICKINSON (12/02/15)
	21		vs Minnesota (11/19/15)



2015-16 Temple Men's Basketball  
Temple High/Low Analysis (as of Jan 24, 2016)  
All games



Temple - GAME LOWS

POINTS	50	HOUSTON (01/02/16)
	55	at UConn (01/05/16)
	60	at Wisconsin (12/05/15)
	62	at La Salle (01/20/16)
	65	SAINT JOSEPH'S (12/13/15)
	65	at Memphis (01/13/16)
FIELD GOALS MADE	20	HOUSTON (01/02/16)
	21	at UConn (01/05/16)
FIELD GOAL ATTEMPTS	52	at Cincinnati (12/29/15)
	52	at La Salle (01/20/16)
FIELD GOAL PERCENTAGE	.333 (23-69)	SAINT JOSEPH'S (12/13/15)
	.342 (26-76)	CINCINNATI (01/16/16)
3 PT FIELD GOALS MADE	3	HOUSTON (01/02/16)
	3	at La Salle (01/20/16)
3 PT FG ATTEMPTS	10	at La Salle (01/20/16)
	18	at Penn (12/09/15)
	18	at UConn (01/05/16)
3 PT FG PERCENTAGE	.130 (3-23)	HOUSTON (01/02/16)
	.148 (4-27)	DELAWARE STATE (12/19/15)
FREE THROWS MADE	5	at Memphis (01/13/16)
	6	vs Utah (11/22/15)
	6	at UConn (01/05/16)
FREE THROW ATTEMPTS	9	vs Butler (11/20/15)
	9	vs Utah (11/22/15)
	9	HOUSTON (01/02/16)
	9	EAST CAROLINA (01/09/16)
	9	at Memphis (01/13/16)
FREE THROW PERCENTAGE	.429 (6-14)	at UConn (01/05/16)
	.444 (8-18)	CINCINNATI (01/16/16)
REBOUNDS	29	at Wisconsin (12/05/15)
	30	at Cincinnati (12/29/15)
	30	HOUSTON (01/02/16)
ASSISTS	6	HOUSTON (01/02/16)
	9	at UConn (01/05/16)
STEALS	1	vs Butler (11/20/15)
	3	vs Minnesota (11/19/15)
	3	at Wisconsin (12/05/15)
	3	SAINT JOSEPH'S (12/13/15)
BLOCKED SHOTS	0	vs Utah (11/22/15)
	0	at Penn (12/09/15)
TURNOVERS	5	DELAWARE (11/29/15)
	6	vs Utah (11/22/15)
	6	SAINT JOSEPH'S (12/13/15)
	6	at La Salle (01/20/16)
FOULS	9	EAST CAROLINA (01/09/16)
	11	at Cincinnati (12/29/15)



2015-16 Temple Men's Basketball  
Temple High/Low Analysis (as of Jan 24, 2016)  
All games



Opponent - GAME LOWS

POINTS	49		at La Salle (01/20/16)
	50		DELAWARE (11/29/15)
	53		at UConn (01/05/16)
	60		EAST CAROLINA (01/09/16)
	63		DELAWARE STATE (12/19/15)
FIELD GOALS MADE	18		at UConn (01/05/16)
	18		at La Salle (01/20/16)
FIELD GOAL ATTEMPTS	50		vs Minnesota (11/19/15)
	52		vs Utah (11/22/15)
FIELD GOAL PERCENTAGE	.316	(18-57)	at UConn (01/05/16)
	.317	(20-63)	DELAWARE (11/29/15)
3 PT FIELD GOALS MADE	1		CINCINNATI (01/16/16)
	3		DELAWARE (11/29/15)
	3		SMU (01/24/16)
3 PT FG ATTEMPTS	11		at Wisconsin (12/05/15)
	12		vs North Carolina (11/13/15)
3 PT FG PERCENTAGE	.056	(1-18)	CINCINNATI (01/16/16)
	.167	(3-18)	DELAWARE (11/29/15)
FREE THROWS MADE	4		EAST CAROLINA (01/09/16)
	5		at Penn (12/09/15)
FREE THROW ATTEMPTS	7		at Penn (12/09/15)
	7		EAST CAROLINA (01/09/16)
FREE THROW PERCENTAGE	.533	(8-15)	HOUSTON (01/02/16)
	.571	(4-7)	EAST CAROLINA (01/09/16)
REBOUNDS	23		at Penn (12/09/15)
	24		FAIRLEIGH DICKINSON (12/02/15)
ASSISTS	8		vs Minnesota (11/19/15)
	8		at UConn (01/05/16)
STEALS	2		DELAWARE (11/29/15)
	2		at Penn (12/09/15)
	2		at Cincinnati (12/29/15)
	2		at UConn (01/05/16)
BLOCKED SHOTS	0		at Penn (12/09/15)
	1		EAST CAROLINA (01/09/16)
TURNOVERS	5		vs Butler (11/20/15)
	7		at Wisconsin (12/05/15)
FOULS	11		EAST CAROLINA (01/09/16)
	12		at La Salle (01/20/16)





**2015-16 Temple Men's Basketball**  
**Temple Player High/Low Analysis (as of Jan 24, 2016)**  
**All games**



**Temple - INDIVIDUAL GAME HIGHS**

Points	25		ENECHIONYIA, Obi vs Saint Joseph's (12/13/15)
	24		DECOSEY, Quenton vs East Carolina (01/09/16)
	24		DECOSEY, Quenton vs Butler (11/20/15)
	23		COLEMAN, Devin vs SMU (01/24/16)
	22		DECOSEY, Quenton vs Cincinnati (01/16/16)
	22		DECOSEY, Quenton at Penn (12/09/15)
	22		DECOSEY, Quenton vs Fairleigh Dickinson (12/02/15)
Field Goals Made	9		DECOSEY, Quenton vs Cincinnati (01/16/16)
	9		DECOSEY, Quenton vs Butler (11/20/15)
Field Goal Att.	20		DECOSEY, Quenton vs Cincinnati (01/16/16)
	17		BOND, Jaylen vs Cincinnati (01/16/16)
FG Pct (min 5 made)	1.000	(8-8)	COLEMAN, Devin vs SMU (01/24/16)
	.750	(6-8)	ENECHIONYIA, Obi vs Delaware (11/29/15)
3-Point FG Made	7		COLEMAN, Devin vs SMU (01/24/16)
	5		COLEMAN, Devin vs Cincinnati (01/16/16)
	5		COLEMAN, Devin vs East Carolina (01/09/16)
	5		DECOSEY, Quenton vs East Carolina (01/09/16)
3-Point FG Att.	11		COLEMAN, Devin vs East Carolina (01/09/16)
	10		COLEMAN, Devin vs Cincinnati (01/16/16)
3-Pt FG Pct (min 2 made)	1.000	(7-7)	COLEMAN, Devin vs SMU (01/24/16)
	1.000	(3-3)	DECOSEY, Quenton at UConn (01/05/16)
	1.000	(2-2)	ALSTON, JR., Levan S at Cincinnati (12/29/15)
	1.000	(2-2)	ALSTON, JR., Levan S at Wisconsin (12/05/15)
Free Throws Made	12		DECOSEY, Quenton vs Delaware State (12/19/15)
	10		DECOSEY, Quenton at Cincinnati (12/29/15)
Free Throw Att.	15		DECOSEY, Quenton vs Delaware State (12/19/15)
	11		DECOSEY, Quenton at Cincinnati (12/29/15)
FT Pct (min 3 made)	1.000	(8-8)	BROWN, Josh vs Delaware State (12/19/15)
	1.000	(7-7)	DECOSEY, Quenton vs Fairleigh Dickinson (12/02/15)
	1.000	(6-6)	DECOSEY, Quenton at Penn (12/09/15)
	1.000	(6-6)	COLEMAN, Devin vs North Carolina (11/13/15)
	1.000	(4-4)	BROWN, Josh vs SMU (01/24/16)
	1.000	(4-4)	COLEMAN, Devin vs Fairleigh Dickinson (12/02/15)
	1.000	(4-4)	DECOSEY, Quenton vs Utah (11/22/15)
	1.000	(4-4)	DECOSEY, Quenton vs Butler (11/20/15)
	1.000	(4-4)	COLEMAN, Devin vs Minnesota (11/19/15)
	1.000	(3-3)	DECOSEY, Quenton at La Salle (01/20/16)
	1.000	(3-3)	ENECHIONYIA, Obi vs East Carolina (01/09/16)
Rebounds	14		BOND, Jaylen at Memphis (01/13/16)
	13		ENECHIONYIA, Obi vs Saint Joseph's (12/13/15)
	13		BOND, Jaylen vs Butler (11/20/15)
Assists	9		BROWN, Josh at Penn (12/09/15)
	8		BROWN, Josh vs East Carolina (01/09/16)
Steals	4		DECOSEY, Quenton at Memphis (01/13/16)
	4		BOND, Jaylen vs Houston (01/02/16)
Blocked Shots	4		BROWN, Josh vs Fairleigh Dickinson (12/02/15)
	3		ENECHIONYIA, Obi at Memphis (01/13/16)
Turnovers	5		DECOSEY, Quenton vs Minnesota (11/19/15)
	4		DECOSEY, Quenton at Memphis (01/13/16)
	4		DINGLE, Daniel vs Houston (01/02/16)
	4		BROWN, Josh at Wisconsin (12/05/15)
	4		DECOSEY, Quenton vs Fairleigh Dickinson (12/02/15)
Fouls	5		BOND, Jaylen vs Saint Joseph's (12/13/15)

Minutes	5	BOND, Jaylen vs Utah (11/22/15)
	5	ENECHIONYIA, Obi vs Utah (11/22/15)
	47	BROWN, Josh vs Cincinnati (01/16/16)
	46	DECOSEY, Quenton vs Cincinnati (01/16/16)
	43	DECOSEY, Quenton vs Saint Joseph's (12/13/15)
	41	ENECHIONYIA, Obi vs Saint Joseph's (12/13/15)
	40	BROWN, Josh vs Saint Joseph's (12/13/15)



**2015-16 Temple Men's Basketball**  
**Temple Opponent High/Low Analysis (as of Jan 24, 2016)**  
**All games**



**OPPONENT INDIVIDUAL GAME HIGHS**

Points	32	POELTL, Jakob vs Utah (11/22/15)
	29	POTTS Jr, Earl vs Fairleigh Dickinson (12/02/15)
	25	Kennedy Meeks vs North Carolina (11/13/15)
	23	GRAY, Jr., Rob vs Houston (01/02/16)
	22	Goodwin,Shaq at Memphis (01/13/16)
	22	Woods, Antonio at Penn (12/09/15)
Field Goals Made	10	POTTS Jr, Earl vs Fairleigh Dickinson (12/02/15)
	10	POELTL, Jakob vs Utah (11/22/15)
	10	Kennedy Meeks vs North Carolina (11/13/15)
Field Goal Att.	21	PRICE, Jordan at La Salle (01/20/16)
	20	DUNHAM, Kellen vs Butler (11/20/15)
FG Pct (min 5 made)	1.000 (7-7)	WASHINGTON, Tony at La Salle (01/20/16)
	.833 (10-12)	POELTL, Jakob vs Utah (11/22/15)
	.833 (5-6)	Nelson-Henry, Darien at Penn (12/09/15)
3-Point FG Made	6	POTTS Jr, Earl vs Fairleigh Dickinson (12/02/15)
	4	WHITE, Caleb vs East Carolina (01/09/16)
	4	Donahue, Jackson at Penn (12/09/15)
3-Point FG Att.	13	DUNHAM, Kellen vs Butler (11/20/15)
	10	ROBERTS, Cleon at La Salle (01/20/16)
3-Pt FG Pct (min 2 made)	1.000 (2-2)	WILLIAMS, Clarence vs East Carolina (01/09/16)
	1.000 (2-2)	Morris, Carlos vs Minnesota (11/19/15)
	1.000 (2-2)	Joel Berry II vs North Carolina (11/13/15)
Free Throws Made	12	POELTL, Jakob vs Utah (11/22/15)
	11	Mason, Nate vs Minnesota (11/19/15)
Free Throw Att.	14	POELTL, Jakob vs Utah (11/22/15)
	12	Mason, Nate vs Minnesota (11/19/15)
FT Pct (min 3 made)	1.000 (8-8)	MILES, Isaiah vs Saint Joseph's (12/13/15)
	1.000 (8-8)	LEWIS, Tyler vs Butler (11/20/15)
	1.000 (6-6)	ELLIS, Octavius vs Cincinnati (01/16/16)
	1.000 (5-5)	BROWN, Sterling vs SMU (01/24/16)
	1.000 (4-4)	MOORE, Nic vs SMU (01/24/16)
	1.000 (4-4)	GIBBS, Sterling at UConn (01/05/16)
	1.000 (4-4)	CAUPAIN, Troy at Cincinnati (12/29/15)
	1.000 (4-4)	RAYSOR,Dana vs Delaware State (12/19/15)
	1.000 (4-4)	CHRAPASCZ, Andrew vs Butler (11/20/15)
	1.000 (4-4)	DUNHAM, Kellen vs Butler (11/20/15)
	1.000 (4-4)	Morris, Carlos vs Minnesota (11/19/15)
	1.000 (4-4)	Joel Berry II vs North Carolina (11/13/15)
	1.000 (3-3)	ADAMS, Jalen at UConn (01/05/16)
	1.000 (3-3)	WIDEMAN, Tyler vs Butler (11/20/15)
	1.000 (3-3)	Konate, Bakary vs Minnesota (11/19/15)
Rebounds	15	MILES, Isaiah vs Saint Joseph's (12/13/15)
	14	CLARK, Gary vs Cincinnati (01/16/16)
Assists	8	ANDERSON, Darian vs Fairleigh Dickinson (12/02/15)
	7	MOORE, Nic vs SMU (01/24/16)
	7	CAUPAIN, Troy at Cincinnati (12/29/15)
	7	Woods, Antonio at Penn (12/09/15)
Steals	3	MOORE, Nic vs SMU (01/24/16)
	3	Goodwin,Shaq at Memphis (01/13/16)
	3	GRAY, Jr., Rob vs Houston (01/02/16)
	3	JIGGETTS, Stephan vs Fairleigh Dickinson (12/02/15)
	3	ANDERSON, Darian vs Fairleigh Dickinson (12/02/15)
Blocked Shots	4	Goodwin,Shaq at Memphis (01/13/16)

	4	WIDEMAN, Tyler vs Butler (11/20/15)
Turnovers	7	Lawson,Dedric at Memphis (01/13/16)
	5	Nelson-Henry, Darien at Penn (12/09/15)
Fouls	5	BROWN, Sterling vs SMU (01/24/16)
	5	ELLIS, Octavius vs Cincinnati (01/16/16)
	5	NDAO, Papa vs Saint Joseph's (12/13/15)
	5	POTTS Jr, Earl vs Fairleigh Dickinson (12/02/15)
	5	JONES, Roosevelt vs Butler (11/20/15)
	5	Mason, Nate vs Minnesota (11/19/15)





**2015-16 Temple Men's Basketball**  
**Temple Combined Team Statistics (as of Jan 24, 2016)**  
**Conference games**



<b>RECORD:</b>	<b>OVERALL</b>	<b>HOME</b>	<b>AWAY</b>	<b>NEUTRAL</b>
ALL GAMES	5-2	3-1	2-1	0-0
CONFERENCE	5-2	3-1	2-1	0-0
NON-CONFERENCE	0-0	0-0	0-0	0-0

#	Player	gp-gs	min	avg	Total		3-Point		F-Throw		Rebounds				pf	dq	a	to	blk	stl	pts	avg
					fg-fga	fg%	3fg-fga	3fg%	ft-fa	ft%	off	def	tot	avg								
25	DECOSEY, Quenton	7-7	261	37.3	41-90	.456	12-30	.400	27-38	.711	9	25	34	4.9	12	0	16	19	4	14	121	17.3
34	COLEMAN, Devin	7-2	202	28.9	34-72	.472	25-48	.521	0-0	.000	6	13	19	2.7	5	0	9	7	2	2	93	13.3
01	BROWN, Josh	7-7	265	37.9	24-66	.364	8-25	.320	11-16	.688	2	29	31	4.4	17	0	32	10	1	10	67	9.6
15	BOND, Jaylen	6-6	194	32.3	26-60	.433	1-8	.125	3-13	.231	27	33	60	10.0	17	0	8	8	4	9	56	9.3
04	DINGLE, Daniel	7-2	133	19.0	15-34	.441	4-13	.308	7-10	.700	7	17	24	3.4	16	0	8	12	2	2	41	5.9
00	ENECHIONYIA, Obi	7-3	134	19.1	13-45	.289	5-21	.238	10-16	.625	9	10	19	2.7	20	0	4	4	8	2	41	5.9
10	WILLIAMS, Mark	7-1	77	11.0	9-19	.474	2-6	.333	4-5	.800	4	6	10	1.4	10	0	2	6	1	0	24	3.4
24	AFLAKPUI, Ernest	4-3	47	11.8	4-7	.571	0-0	.000	5-8	.625	6	5	11	2.8	8	0	1	0	5	3	13	3.3
11	LOWE, Trey	7-2	60	8.6	7-21	.333	1-11	.091	0-0	.000	2	6	8	1.1	0	0	0	1	1	3	15	2.1
22	ROBBINS, Mike	1-0	3	3.0	0-1	.000	0-0	.000	2-3	.667	0	0	0	0.0	0	0	0	0	1	0	2	2.0
03	ALSTON, JR., Levan S	7-2	64	9.1	3-13	.231	2-8	.250	0-2	.000	0	5	5	0.7	3	0	3	1	0	2	8	1.1
23	WATSON, Devontae	1-0	10	10.0	0-0	.000	0-0	.000	0-0	.000	0	3	3	3.0	2	0	0	0	0	0	0	0.0
Team											12	17	29				8					
Total.....		7	1450		176-428	.411	60-170	.353	69-111	.622	84	169	253	36.1	110	0	83	76	29	47	481	68.7
Opponents.....		7	1450		176-420	.419	34-118	.288	86-120	.717	91	176	267	38.1	106	2	87	85	25	32	472	67.4

TEAM STATISTICS	TU	OPP	Date	Opponent	Score	Att.
SCORING	481	472	* 12/29/15	at Cincinnati	w 77-70	10029
Points per game	68.7	67.4	* 01/02/16	HOUSTON	L 50-77	5374
Scoring margin	+1.3	-	* 01/05/16	at UConn	w 55-53	11319
FIELD GOALS-ATT	176-428	176-420	* 01/09/16	EAST CAROLINA	w 78-60	4524
Field goal pct	.411	.419	* 01/13/16	at Memphis	L 65-67	12247
3 POINT FG-ATT	60-170	34-118	* 01/16/16	CINCINNATI	w 67-65	7481
3-point FG pct	.353	.288	* 01/24/16	SMU	w 89-80	6096
3-pt FG made per game	8.6	4.9				
FREE THROWS-ATT	69-111	86-120	* - Conference game			
Free throw pct	.622	.717				
F-Throws made per game	9.9	12.3				
REBOUNDS	253	267				
Rebounds per game	36.1	38.1				
Rebounding margin	-2.0	-				
ASSISTS	83	87				
Assists per game	11.9	12.4				
TURNOVERS	76	85				
Turnovers per game	10.9	12.1				
Turnover margin	+1.3	-				
Assist/turnover ratio	1.1	1.0				
STEALS	47	32				
Steals per game	6.7	4.6				
BLOCKS	29	25				
Blocks per game	4.1	3.6				
ATTENDANCE	23475	33595				
Home games-Avg/Game	4-5869	3-11198				
Neutral site-Avg/Game	-	0-0				

Score by Periods	1st	2nd	OT	OT2	Totals
Temple	226	244	4	7	481
Opponents	231	232	4	5	472



**2015-16 Temple Men's Basketball**  
**Temple Combined Team Statistics (as of Jan 24, 2016)**  
**All games**



<b>RECORD:</b>	<b>OVERALL</b>	<b>HOME</b>	<b>AWAY</b>	<b>NEUTRAL</b>
ALL GAMES	11-7	6-2	4-2	1-3
CONFERENCE	5-2	3-1	2-1	0-0
NON-CONFERENCE	6-5	3-1	2-1	1-3

#	Player	gp-gs	min	avg	Total		3-Point		F-Throw		Rebounds											
					fg-fga	fg%	3fg-fga	3fg%	ft-fa	ft%	off	def	tot	avg	pf	dq	a	to	blk	stl	pts	avg
25	DECOSEY, Quenton	18-18	599	33.3	92-207	.444	25-63	.397	75-94	.798	24	81	105	5.8	34	0	41	43	6	23	284	15.8
34	COLEMAN, Devin	18-12	482	26.8	63-169	.373	37-93	.398	18-21	.857	19	38	57	3.2	20	0	17	13	4	6	181	10.1
15	BOND, Jaylen	17-17	501	29.5	78-172	.453	3-23	.130	10-27	.370	58	81	139	8.2	50	2	19	20	7	18	169	9.9
01	BROWN, Josh	18-18	632	35.1	54-144	.375	15-47	.319	36-45	.800	10	71	81	4.5	40	0	83	26	11	17	159	8.8
00	ENECHIONYIA, Obi	17-11	358	21.1	48-119	.403	23-61	.377	25-37	.676	13	38	51	3.0	51	1	10	12	14	6	144	8.5
11	LOWE, Trey	18-3	228	12.7	34-86	.395	10-40	.250	10-11	.909	11	17	28	1.6	8	0	7	7	1	11	88	4.9
04	DINGLE, Daniel	18-2	326	18.1	28-71	.394	6-28	.214	17-33	.515	19	30	49	2.7	37	0	25	16	7	5	79	4.4
10	WILLIAMS, Mark	18-1	182	10.1	22-54	.407	4-21	.190	17-24	.708	14	22	36	2.0	28	0	12	13	3	1	65	3.6
03	ALSTON, JR., Levan S	18-2	247	13.7	20-61	.328	12-38	.316	4-8	.500	4	19	23	1.3	25	0	17	7	1	3	56	3.1
24	AFLAKPUI, Ernest	10-4	86	8.6	8-15	.533	0-0	.000	7-11	.636	7	11	18	1.8	14	0	1	1	5	3	23	2.3
22	ROBBINS, Mike	2-0	4	2.0	0-1	.000	0-0	.000	2-3	.667	0	0	0	0.0	0	0	0	0	1	0	2	1.0
23	WATSON, Devontae	5-2	30	6.0	0-2	.000	0-0	.000	0-0	.000	1	5	6	1.2	7	0	0	1	0	0	0	0.0
Team											30	43	73				8					
Total.....		18	3675		447-1101	.406	135-414	.326	221-314	.704	210	456	666	37.0	314	3	232	167	60	93	1250	69.4
Opponents.....		18	3675		437-1063	.411	103-336	.307	251-340	.738	216	471	687	38.2	294	6	220	200	68	80	1228	68.2

TEAM STATISTICS	TU	OPP
SCORING	1250	1228
Points per game	69.4	68.2
Scoring margin	+1.2	-
FIELD GOALS-ATT	447-1101	437-1063
Field goal pct	.406	.411
3 POINT FG-ATT	135-414	103-336
3-point FG pct	.326	.307
3-pt FG made per game	7.5	5.7
FREE THROWS-ATT	221-314	251-340
Free throw pct	.704	.738
F-Throws made per game	12.3	13.9
REBOUNDS	666	687
Rebounds per game	37.0	38.2
Rebounding margin	-1.2	-
ASSISTS	232	220
Assists per game	12.9	12.2
TURNOVERS	167	200
Turnovers per game	9.3	11.1
Turnover margin	+1.8	-
Assist/turnover ratio	1.4	1.1
STEALS	93	80
Steals per game	5.2	4.4
BLOCKS	60	68
Blocks per game	3.3	3.8
ATTENDANCE	42987	77724
Home games-Avg/Game	8-5373	6-10548
Neutral site-Avg/Game	-	4-3608

Date	Opponent		Score	Att.
11/13/15	vs North Carolina	L	67-91	5710
11/19/15	vs Minnesota	W	75-70	1601
11/20/15	vs Butler	L	69-74	1814
11/22/15	vs Utah	L	68-74	5309
11/29/15	DELAWARE	W	69-50	4706
12/02/15	FAIRLEIGH DICKINSON	W	79-70	4034
12/05/15	at Wisconsin	L	60-76	17287
12/09/15	at Penn	W	77-73	4378
12/13/15	SAINT JOSEPH'S	Lot	65-66	6194
12/19/15	DELAWARE STATE	W	78-63	4578
* 12/29/15	at Cincinnati	W	77-70	10029
* 01/02/16	HOUSTON	L	50-77	5374
* 01/05/16	at UConn	W	55-53	11319
* 01/09/16	EAST CAROLINA	W	78-60	4524
* 01/13/16	at Memphis	L	65-67	12247
* 01/16/16	CINCINNATI	Wo2	67-65	7481
01/20/16	at La Salle	W	62-49	8030
* 01/24/16	SMU	W	89-80	6096

\* - Conference game

Score by Periods	1st	2nd	OT	OT2	Totals
Temple	591	644	8	7	1250
Opponents	590	624	9	5	1228