

A large, high-contrast black and white close-up of an owl's face, focusing on its large, dark eyes and textured feathers. The owl's beak is visible in the center, pointing downwards.

2014 TEMPLE BASEBALL





Quick Facts

TEMPLE UNIVERSITY

Location.....	Philadelphia, PA
Founded.....	1884
Enrollment.....	39,000
President.....	Neil D. Theobald
Director of Athletics.....	Kevin Clark
Nickname.....	Owls
Colors.....	Cherry and White
Home Field.....	Skip Wilson Field/Campbell's Field
Capacity.....	1,000/ 6,425

COACHING STAFF

Head Coach.....	Ryan Wheeler
Main Campus Office.....	215-204-8639
Ambler Office.....	215-283-1465
E-Mail.....	ryan.wheeler@temple.edu
Career Record/Years.....	37-62/2
Record at TU/Years.....	Same
Pitching Coach.....	Brian Pugh
Phone.....	215-204-8640
E-Mail.....	brian.pugh@temple.edu
Assistant Coach.....	Kevin Small
Phone.....	215-204-3146
E-Mail.....	smallkbo7@yahoo.com
Volunteer Assistant Coach.....	Sean Saverio

THE TEAM

Letterwinners Returning/Lost.....	17/13
Starters Returning/Lost.....	3/5
Pitchers Returning/Lost.....	9/5
2013 Overall Record.....	18-28
2013 Atlantic 10 Record.....	7-17
2013 Atlantic 10 Finish.....	13th/15

ATHLETIC COMMUNICATIONS

Contact.....	Korey Blucas
Office Phone.....	215-204-7446
Cell Phone.....	724-799-4480
Office Fax.....	215-204-7499
E-mail.....	korey.blucas@temple.edu
Website.....	www.owlssports.com

TABLE OF CONTENTS

Quick Facts.....	2	Year by Year Results.....	30
Coaching Staff.....	3	Record Book.....	31
Skip Wilson Field.....	6	Hitting Records.....	32
Campbell's Field.....	7	Did You Know?.....	35
Roster.....	9	Pitching Records.....	36
Player Profiles.....	10	Year by Year Leaders.....	38
2013 Statistics.....	22	Honors & Awards.....	40
2013 Results.....	23	All-Americans.....	41
American Athletic Confer- ence.....	24	Hall of Fame.....	41
Philadelphia Big 5.....	25	Owls in the Pros.....	42
Liberty Bell Classic.....	25	All-Time Roster.....	43
Baseball History.....	26	All-Time Results.....	46
Coaching Records.....	29	All-Time Opponents.....	51

2014 SCHEDULE

Day	Date	Opponent.....	Time
Friday	Feb. 14	North Carolina A&T State University.....	3:00 p.m.
Saturday	Feb. 15	North Carolina A&T State University.....	1:00 p.m.
Sunday	Feb. 16	North Carolina A&T State University.....	1:00 p.m.
Friday	Feb. 21	Rider University.....	2:00 p.m.
Saturday	Feb. 22	Rider University.....	1:00 p.m.
Sunday	Feb. 23	Rider University.....	12:00 p.m.
Friday	Feb. 28	Virginia Commonwealth University.....	3:00 p.m.
Saturday	March 1	Virginia Commonwealth University.....	2:00 p.m.
Sunday	March 2	Virginia Commonwealth University.....	1:00 p.m.
Tuesday	March 4	Radford University.....	4:00 p.m.
Wednesday	March 5	Radford University.....	4:00 p.m.
Friday	March 7	Central Connecticut State University.....	3:00 p.m.
Saturday	March 8	Niagara University.....	1:00 p.m.
Sunday	March 9	Iona University.....	12:00 p.m.
Tuesday	March 11	Rider University.....	3:00 p.m.
Wednesday	March 12	Lafayette College.....	3:00 p.m.
Friday	March 14	La Salle University.....	3:00 p.m.
Saturday	March 15	University of Hartford.....	1:00 p.m.
Sunday	March 16	Saint Peter's University.....	12:00 p.m.
Tuesday	March 18	Lehigh University.....	3:00 p.m.
Wednesday	March 19	George Mason University.....	3:00 p.m.
Friday	March 21	* University of Memphis.....	7:30 p.m.
Saturday	March 22	* University of Memphis.....	3:00 p.m.
Sunday	March 23	* University of Memphis.....	2:00 p.m.
Tuesday	March 25	University of Delaware (LBC).....	3:00 p.m.
Friday	March 28	* University of Central Florida.....	6:30 p.m.
Saturday	March 29	* University of Central Florida.....	4:00 p.m.
Sunday	March 30	* University of Central Florida.....	1:00 p.m.
Tuesday	April 1	Liberty Bell Classic (Opponent TBD).....	TBA
Friday	April 4	University of Cincinnati.....	3:00 p.m.
Saturday	April 5	University of Cincinnati.....	7:00 p.m.
Sunday	April 6	University of Cincinnati.....	12:00 p.m.
Tuesday	April 8	Monmouth University.....	3:00 p.m.
Friday	April 11	University of South Florida.....	7:00 p.m.
Saturday	April 12	University of South Florida.....	3:00 p.m.
Sunday	April 13	University of South Florida.....	12:00 p.m.
Tuesday	April 15	University of Delaware.....	3:00 p.m.
Thursday	April 17	University of Connecticut.....	3:00 p.m.
Friday	April 18	* University of Connecticut.....	1:00 p.m.
Saturday	April 19	* University of Connecticut.....	1:00 p.m.
Wednesday	April 23	University of Delaware.....	3:00 p.m.
Friday	April 25	Monmouth University.....	3:00 p.m.
Saturday	April 26	Monmouth University.....	3:00 p.m.
Sunday	April 27	Monmouth University.....	12:00 p.m.
Wednesday	April 30	Villanova University.....	3:15 p.m.
Friday	May 2	* Rutgers University.....	3:00 p.m.
Saturday	May 3	* Rutgers University.....	1:00 p.m.
Sunday	May 4	* Rutgers University.....	1:00 p.m.
Friday	May 9	University of Louisville.....	3:00 p.m.
Saturday	May 10	University of Louisville.....	11:00 a.m.
Sunday	May 11	University of Louisville.....	12:00 p.m.
Thursday	May 15	University of Houston.....	3:00 p.m.
Friday	May 16	University of Houston.....	3:00 p.m.
Saturday	May 17	University of Houston.....	11:00 a.m.
Wed.-Sun.	May 21-25	** American Athletic Conference Tournament.....	TBA

Home games in **bold**
 * American Athletic Conference game;
 ** at Hayes Stadium, Charlotte, NC
 LBC - Liberty Bell Classic

CREDITS

The 2014 Temple Baseball Media Guide was written and edited by Korey Blucas, Ean Dunn and Lauren Capone. Layout and design by Kelli Sheesley and Korey Blucas. Additional editing provided by Al Shrier. Photography provided by Greg Carroccio, Joseph V. Labolito, Mitchell Leff and Zohrab Kazanjian. Published by the Temple University Department of Intercollegiate Athletics.

A large, high-contrast black and white close-up of an owl's face, focusing on its large, dark eyes and intricate feather patterns. The owl's beak is visible in the center, pointing downwards.

COACHING STAFF



Coaching Staff



RYAN WHEELER

Head Coach • Third Sea-

Ryan Wheeler, who has 17 years of Division I coaching experience is in his third season as the head baseball coach at Temple University after serving the previous five as an assistant at the University of Richmond.

In his two seasons, he has guided the Owls to 37 total wins and to seven Atlantic 10 Conference wins in each season. On Feb. 23, 2013, he coached Temple to its first win over a nationally ranked non-conference opponent in 32 years when the Owls defeated No. 24 Virginia Tech in Blacksburg, Va.

Wheeler, who directed the Spiders' recruiting efforts while focusing on instruction for both the hitters and infielders, joined the Richmond coaching staff for the 2007 season, after serving one year as an assistant at Penn. He had previously served a nine-year stint as an assistant at the College of William & Mary.

Richmond posted a 29-27-2 record in 2011, advancing to the Atlantic 10 Conference championship game. It marked the most wins by the program since the Spiders posted 32 victories in 2007, his first season on the staff.

While at William & Mary, Wheeler helped the Tribe set several school records during his tenure, including a ranking of No. 10 nationally in team hitting and 14th in the country in runs scored per game in 2004.

Wheeler helped guide the 2001 William & Mary squad to a then-school record 35 wins en route to its first-ever Colonial Athletic Association Championship and berth in the NCAA Regionals.

He has mentored a total of 16 players taken in the Major League Baseball Draft, including Joe Mahoney (Baltimore, 2007) Brendan Harris (Chicago Cubs,

WHEELER YEAR-BY-YEAR

<u>Year</u>	<u>Team</u>	<u>Position</u>	<u>Record</u>
2001	William & Mary	Assistant Coach	
2002	William & Mary	Assistant Coach	
2003	William & Mary	Assistant Coach	
2004	William & Mary	Assistant Coach	
2005	William & Mary	Assistant Coach	
2006	University of Pennsylvania	Assistant Coach	
2007	University of Richmond	Assistant Coach	
2008	University of Richmond	Assistant Coach	
2009	University of Richmond	Assistant Coach	
2010	University of Richmond	Assistant Coach	
2011	University of Richmond	Assistant Coach	
2012	Temple	Head Coach	19-34
2013	Temple	Head Coach	18-28

2001), Chris Ray (Baltimore, 2003), Chris Shaver (Chicago Cubs, 2004), Bill Bray (Montreal, 2004) and Steve Nikorak (Chicago White Sox, 2012).

Wheeler has also helped several student-athletes attain All-America and Freshman All-America honors, including Michael Brown (2003), Chris Rahl (2004), Forest Cory (2003) and Greg Sexton (2004).





BRIAN PUGH

Pitching Coach

Assistant Coach • Third season

Brian Pugh enters his third season as the assistant baseball coach at Temple University under head coach Ryan Wheeler. Pugh, who has 12 years of collegiate coaching experience, spent seven years as an assistant coach and three years as a head coach before arriving to Temple in 2011. Among his duties, he coordinates the Owls' pitching program, is responsible for recruiting, coordinates the

placement of players with summer teams and serves as the team's liaison with the Office of Compliance and Student Services.

Prior to his arrival, Pugh spent three years as the head baseball coach at Arcadia University in Glenside, Pa., where he was responsible for overseeing all aspects of the program. During those three seasons, Pugh coached two Philadelphia Inquirer Academic All-Area and three All-Commonwealth Conference players. Seven of his student-athletes were named to the Middle Atlantic Conference's Academic Honor Roll.

Before taking the reins at Arcadia, Pugh spent the 2008 season at Wesley College (DE) under head coach Tripp Keister. During his one-year stint as a member of the Wolverine's coaching staff, Pugh was responsible for developing both the throwing and conditioning routines of the pitching staff while assisting with recruiting and scouting. During the 2008 campaign, Pugh guided his top two starters to ERAs under 3.00 and impressive, combined win-loss totals of 14-2 and 172 strikeouts, while helping the Wolverines to a 27-15 overall mark and a 10-8 showing in their first year as members of the Capital Athletic Conference (CAC). In 2008 Wesley made appearances in both the CAC and ECAC South Championships.

Pugh also has extensive experience coaching in two of the nation's most highly regarded summer collegiate leagues, the New England Collegiate Baseball League (NECBL) and the Cape Cod Baseball League. During his tenure, he worked with over 50 players who have gone on to be drafted or sign free-agent contracts with professional organizations. Most notably, 1st rounders Greg Reynolds (2nd overall pick - Colorado Rockies) and Brad Lincoln (4th overall pick - Pittsburgh Pirates) were selected in 2006, as well as Zach Jackson (supplemental 1st round - Toronto Blue Jays) in 2004. Jackson made his major league debut in 2006 with the Milwaukee Brewers.

Pugh has also served as the Pitching Coach at Cumberland County College (2002, 2004), Richard Stockton College (2003) and Wilmington University (2005).

A product of Laurel High School (DE), Pugh earned both All-Conference and All-State honors as a pitcher during his junior and senior years before moving on the University of Maine. While at Maine, he earned his Bachelor of Science degree in Kinesiology and Physical Education while pitching for the Black Bears.

Sean Saverio joins Temple's baseball staff after serving one year as an assistant coach at Immaculata University. With Temple, Saverio's primary responsibilities will be working with the catchers and hitters. He will also serve as bullpen coach during games.

In his one year at Immaculata, Saverio served as the first base coach and worked with the hitters and catchers on a daily basis. In addition to his game-day duties, he was instrumental in the recruiting efforts for Immaculata University program.

Saverio has also been involved in coaching and running youth baseball camps in the area, most notably Total Instructional Baseball Camp. He's the head catching instructor, and leads the eight to ten year age group. He teaches the basics and fundamentals of baseball, as well as manners and respect for other children.

Prior to coaching, Saverio played for Widener University from 2009-12. He had a career hitting average .363 while starting every game in his collegiate career and setting the school record of 64 hits in a season. Widener won the Middle Atlantic Conference Commonwealth Championship in 2010 with Saverio earning MVP honors in the championship. He was a First Team All-Conference Selection in 2010 and 2011, and served as team captain in 2011-12. He earned his bachelor of science in business administration in 2012.



KEVIN SMALL

Assistant Coach • Third season

Kevin Small enters his third year as an assistant coach at Temple under head coach Ryan Wheeler. At Temple, Small primarily works with hitters and position players along with coaching first base. His responsibilities range from recruiting to gameday and practice organization. On top of team and recruiting responsibilities, Small is heavily involved in coaching and running youth and high school baseball camps across the country during the offseason.

As the volunteer assistant for the Owls in 2012, Small was involved with the team's offensive development and helped coach Temple's third baseman and 31st round draft pick of the Chicago White Sox, Steve Nikorak. Small also coached the local MucDawg's college bound high school baseball team in the fall of 2011.

Small came to Temple after having two years of professional baseball experience internationally.

In Canberra, Australia, Small played infield for the ACT Bandits in the Australian Capital Territory Baseball Association, while working with hitters and infielders throughout the organization.

Before his time in Australia, Small help lead the Embrach Mustangs in the NLA (Swiss Pro-Ball) to their most successful season in organization history. In his time in Switzerland, he played infield for the Mustangs and was also hired to coach teams within the organization.

Prior to coming to Temple, Small graduated from Juniata College with a degree in management where he was a three-year starter and 2008 All Landmark Conference selection for the Eagles.

Small's coaching instruction experience dates back to 2004 at the DuPage training academy where he spent six years teaching infield and hitting mechanics and studied coaching methods and hitting approaches. Small continues to work as a private hitting instructor in the Philadelphia area.

SEAN SAVERIO

Assistant Coach • First season






Home to the Owls since its debut on March 25, 2004, Skip Wilson Field is one of the region's finest venues for collegiate baseball. Temple christened the field with a 6-2 win over the University of the Sciences. The field was dedicated on May 15, 2004 and has a seating capacity of 1,000.

Measuring 330 feet down the lines and 400 feet to dead center, the field is one of three venues in the Ambler Sports Complex, joining the softball and men's and women's soccer teams, which also play their home games at Temple's Ambler campus. The Temple Intercollegiate Athletics Fieldhouse was completed during the 2005 season. The building features locker rooms, training facilities, and coaches offices. Future plans also include stadium seating and a press box.

The field was named for long-time head coach James "Skip" Wilson on May 15, 2006. Wilson, who led the Owls to two College World Series appearances and compiled 1,034 wins in 46 seasons, retired in August, 2005. He guided Temple to 12 NCAA Tournaments and 12 conference championships during his tenure.

Wilson is the winningest coach in Temple history, regardless of sport, and captured his 1,000th win on March 14, 2004 when the Owls defeated Manhattan, 10-9. He finished his career with a record of 1,034-824-27 (.556) and ranks 33rd in NCAA history in victories. Of the coaches ahead of him, only three—Bob Morgan (Indiana), Bob Hannah (Delaware) and Bob Warn (Indiana State)—are from Northern schools.

The veteran mentor had a wealth of success during the 1970s. He led Temple to two College World Series appearances in 1972 (third place) and 1977 (eighth) and earned four more NCAA bids during the decade. The Owls won the Middle Atlantic Conference title in 1972 and 1973 and captured four straight East Coast Conference championships from 1975-78.



SKIP WILSON FIELD RECORDS

Team	Temple	Opponent
At Bats:	49, vs. Saint Louis, 4/28/07	64, Monmouth, 3/29/06
Runs:	19, vs. UMES, 3/29/04	35, Monmouth, 3/29/06
Runs (two teams):	36, vs. Monmouth, 3/29/06, vs. Dayton, 4/2/10	
Hits	21, vs Villanova, 4/21/09, vs. NYTT 3/19/11	35, Monmouth, 3/29/06
Hits (two teams):	48, vs. Dayton, 4/2/10	
RBI:	19, vs. UMES, 3/29/04	33, Monmouth, 3/29/06
Doubles:	6, vs. G. Wash., 5/21/05 & vs. CCSU, 3/9/12	10, Monmouth, 3/29/06
Triples:	3, vs. Saint Louis, 5/10/09	4, Rhode Island, 4/15/06
HR:	4, vs Saint Louis, 5/9/09	4, Xavier, 3/26/2011
HR (two teams)	4, vs. Xavier, 4/24/09, 4, vs Saint Louis, 5/9/09	
Stolen Bases:	5, vs. Lehigh, 4/1/08 & vs. Lehigh, 4/3/12	10, Fordham, 4/25/08
Strikeouts (Pitching):	13 vs. UMES, 3/9/11	17, Old Dominion, 2/17/12
Wins (season):	13 in 2008	
Winning Streak:	7 from March 9-22, 2011	
Individual	Temple	Opponent
At Bats:	6, many times	7, many times
Runs:	4, Nikorak, 3/15/11	7, Massari, MU, 3/29/06
Hits	5, Heltz, 4/19/08	5, many times
RBI:	9, Roach, 3/29/04	8, Meyers, MU, 3/29/06
Doubles:	3, Heltz, 4/19/08 & Nikorak 3/9/12	3, by Henderson, GMU, 4/16/08
Triples:	2, Stiles, 5/17/12	
	2, Hall, 3/24/13	2, Messineo, Sullivan, MU, 3/29/06
HR:	3, Colon, 4/7/05	2, many times
Stolen Bases:	2, many times	3, many times
Innings Pitched:	9, many times	9, many times
Strikeouts (Pitching):	13, White, 4/3/10	12, many times

- First hit:** Jason DeVin, Univ. of Sciences, 3/25/04, 2nd inning
- First Temple hit:** Jason Connor, vs. Univ. of Sciences, 3/25/04, 2nd inning
- First home run:** Pete Colon, vs. Maryland-Eastern Shore, 3/29/04
- First grand slam:** Al Roach, vs. Maryland-Eastern Shore, 3/29/04
- First stolen base:** John Quigley, vs. Univ. of Sciences, 3/25/04
- First win:** Eric Filson, vs. Univ. of Sciences, 3/25/04, 6-2 Temple





Campbell's Field

Entering its first year as a member of the American Athletic Conference, Temple University will play all but one of its home conference games at beautiful Campbell's Field, home of the Camden Riversharks.

Opening its doors in May of 2001, Campbell's Field has quickly become one of the premier minor league baseball stadiums in the country. Famous for its fantastic views of the Ben Franklin Bridge and the Philadelphia skyline, the stadium was honored as "Ballpark of the Year" in 2003 by Digitalballparks.com, and in 2004 by Baseball America. The field, measuring 325 feet down the lines and 405 feet to dead center, sits in a 6,500 seat stadium situated along the Delaware River in Camden, New Jersey.

"We are truly excited to be able to provide a first class venue for our team to perform in this historic season," said Temple University Director of Athletics Kevin G. Clark. "We are also grateful to Camden Riversharks President and General Manager Adam Lorber and his staff for their help in bringing this partnership to fruition."

In his third year at the helm of the Temple Baseball program, head coach Ryan Wheeler echoes Clark's sentiments.

"This is a tremendous opportunity for Temple Baseball..." Wheeler said. "To play in a first-class stadium, against the caliber of competition in the American Athletic Conference will be great for our fans, as well as college baseball in the area."

"We look forward to hosting Temple's home conference games," said Camden Riversharks President and General Manager Adam Lorber. "Campbell's Field has all the amenities needed for their fans and players, and we will do everything possible to make them feel at home."

Temple will be led this year by senior captains Ryan Kuehn, Matt Hockenberry and Derek Peterson.

A large, high-contrast black and white close-up of an owl's face, focusing on its large, dark eyes and intricate feather patterns.

MEET THE OWLS





2014 Roster

No	Name	Pos	Class	Hgt	Wgt	B	T	Hometown	Previous School
4	Nick West	C/OF	FR	5'11"	165	R	R	New Holland, Pa.	Garden Spot HS
5	Reyn Sugai	IF	JR	5'10"	175	L	R	Honolulu, Hawaii	Fort Scott CC
7	Daniel Dragos	OF	R-SR	6'1"	190	R	R	Beltsville, Md.	Dematha Catholic HS
8	Jimmy Kerrigan	OF	SO	6'0"	185	R	R	Philadelphia, Pa.	Neumann-Goretti HS
10	Texas Williams	OF	FR	6'1"	170	L	R	Clifton, Va.	Centreville HS
12	Patrick Vanderslice	RHP	FR	6'5"	250	R	R	Lansdowne, Pa.	Monsignor Bonner HS
13	Josh Mason	IF/C	JR	6'1"	195	R	L	Chesapeake, Va.	Rappahannock CC
14	Sean Arnott	INF	SO	6'0"	170	R	R	Brielle, N.J.	Christian Brothers Academy
15	Ryan Kuehn	RHP	R-SR	6'7"	210	R	R	Lehighon, Pa.	Lehighon HS
16	Frank D'Agostino	OF/1B	SO	6'3"	210	L	R	Monroe Township, N.J.	Monroe Township HS
18	Simon Mathews	RHP	FR	6'1"	170	R	R	West Haven, Conn.	Hopkins School
19	Preston Hill	RHP	SR	6'2"	188	R	R	Scottsdale, Ariz.	Chandler Gilbert CC
20	Robert Amaro	1B/3B	R-SR	6'2"	205	R	R	Bensalem, Pa.	University of Virginia
21	Bobby Heitzman	OF	SR	5'11"	175	L	L	Landenburg, Pa.	Kennett HS
22	Derek Peterson	INF	SR	6'3"	195	R	R	Wall, N.J.	Olney Central College
23	Patrick Krall	LHP	FR	6'5"	195	L	L	Downingtown, Pa.	Downingtown West HS
25	Ryan Davis	LHP	R-JR	5'11"	180	L	L	New Kensington, Pa.	Central Catholic HS
26	Andrew Nist	C	SR	6'2"	210	R	R	Chandler, Ariz.	Chandler Gilbert CC
27	Michael D'Acunti	C	SO	6'2"	205	L	R	Dix Hills, N.Y.	Saint Anthony's HS
32	Matt Hockenberry	RHP	SR	6'3"	210	R	R	Hanover, Pa.	South Western HS
33	David Hall	OF	R-SR	6'3"	220	R	R	Commack, N.Y.	Commack HS
36	Daniel Wasson	RHP	R-JR	6'2"	225	R	R	Chalfont, Pa.	Central Bucks South HS
40	Connor Stasky	LHP	SO	6'0"	165	L	L	Virginia Beach, Va.	Salem HS
41	Phil Gianakos	RHP	R-JR	6'1"	185	R	R	Lebanon, N.J.	St. Joseph HS
42	Zach White	RHP	R-JR	6'1"	180	R	R	Parkesburg, Pa.	Coatesville HS
44	Tim McCarthy	RHP	SO	6'6"	225	R	R	New Rochelle, N.Y.	Iona Prep
45	Zach Batchelor	RHP	R-JR	6'1"	180	R	R	Monroe Township, N.J.	Monroe Township HS
1	Ryan Wheeler	Head Coach (3rd year - Penn State University 1994)							
17	Brian Pugh	Assistant Coach (3rd year - University of Maine 2001)							
11	Kevin Small	Assistant Coach (3rd year - Juniata College 2009)							
28	Sean Saverio	Volunteer Coach (1st year - Widener University)							

ROSTER BREAKDOWN

Alphabetical Roster

20	Robert Amaro	22	Derek Peterson
14	Sean Arnott	40	Connor Stasky
45	Zach Batchelor	5	Reyn Sugai
27	Michael D'Acunti	12	Patrick Vanderslice
16	Frank D'Agostino	36	Daniel Wasson
25	Ryan Davis	4	Nick West
7	Daniel Dragos	42	Zach White
41	Phil Gianakos	10	Texas Williams
33	David Hall		
21	Bobby Heitzman		
19	Preston Hill		
32	Matt Hockenberry		
8	Jimmy Kerrigan		
15	Ryan Kuehn		
23	Patrick Krall		
13	Josh Mason		
18	Simon Mathews		
44	Tim McCarthy		

Breakdown Roster

Pennsylvania- 11
 New Jersey- 5
 New York-3
 Virginia-3
 Arizona-2
 Connecticut-1
 Maryland-1
 Hawaii-1

ARNOTT- R-NOT
 D'ACUNTI- DEE-AH-CUN-TEE
 DRAGOS- DRAY-GOES
 GIANAKOS- GEE-UN-AH-KUS
 HEITZMAN- HEIGHTS-MEN

Class Breakdown

Seniors (9): Amaro, Dragos, Hall, Heitzman, Hill, Hockenberry, Kuehn, Nist, Peterson
Juniors (7): Batchelor, Davis, Gianakos, Mason, Sugai, Wasson, White
Sophomores (6): Arnott, D'Acunti, D'Agostino, Kerrigan, McCarthy, Stasky
Freshmen (5): Krall, Mathews, Vanderslice, West, Williams

KUEHN- KEEN
 REYN SUGAI- REN SAH-GUY
 VISNIC- VIZ-NICK
 PUGH- PEW

Meet the Owls

Senior Class



**Daniel
DRAGOS #7**

OF • Redshirt Senior • 6-1

Beltsville, MD • DeMatha Catholic

2013: Played in 18 games and started six games as the designated hitter...Led team to Liberty Bell Classic Quarterfinal win over Lehigh (3/27) with 2-for-4 day and season-high three RBI...Blasted a home run against UMass (5/18) on the final day of the season ...Named to Temple's Director's Honor Roll (GPA 3.00-3.49)

2012: Redshirted due to injury.

2011: Played in 46 games, making 37 starts in the outfield or as a designated hitter...Batted .301 in 163 plate appearances...Homered in the team's opening game of the season at NC Central (2/18) and at Delaware State (3/8)... Batted in a season-high three runs at Delaware State (3/8)...Had six three-hit games...Held a nine-game hitting streak (UMass, 4/17-URI, 4/29).

2010: Made 17 starts in right field and 28 appearances in his collegiate debut...Hit .283 with 15 hits, including one triple and one home run...Tallied seven-RBI...Went four-for-five with three RBI in the team's series finale against Richmond (4/24).

High School: Senior team captain, garnered preseason All-State honors...Posted a .389 batting average with two homers, four stolen bases, and seven RBI's in five games before needing season ending surgery...As a junior, earned first team All-Gazette, All-County, and All-Conference honors, leading his team to a 17-10 finish...Owned a .421 batting average, batted in 22 runs, swiped 10 bases, and accounted for 24 runs leading team to a WCAC Conference championship.

Personal: Majoring in business

Yearavg	gp-gs	ab	r	h	2b	3b	hr	rbi	tb	slg%	bb	hbp	so	gdp	ob%	sf	sh	sb-att	po	a	e	fld%
2010283	28-17	53	7	15	0	1	1	7	20	.377	5	3	21	1	.377	0	2	1-1	31	0	2	.939
2011301	46-37	153	22	46	6	1	2	15	60	.392	10	7	32	1	.371	0	2	5-5	71	3	1	.987
2013229	18-6	35	4	8	0	0	1	6	11	.314	3	0	11	0	.282	1	0	0	5	0	0	1.000
TOTAL271	92-60	241	33	69	6	2	4	28	91	.378	18	10	64	2	.360	1	4	6-6	107	3	3	.979



**Ryan
KUEHN #15**

RHP • Redshirt Senior • 6-7

Lehigh, PA • Lehigh

2013: Appeared in 16 games out of the bullpen...Notched five saves, tying for fourth all-time at Temple for most in a season...Nailed down two saves in the A-10 series win at VCU (4/13-4/14)...Tossed 20.1 innings over which he posted a 2.21 ERA...Charged with 0 runs in 14 of 16 appearances, including the his final eight (9.0 IP) of the season...Earned the win in the first game of the doubleheader vs. Holy Cross (2/24)...Threw season-longest outing (3.0 IP) against La Salle (4/7)...Named to Temple's President's Honor Roll (3.50 GPA or higher).

2012: First save of the season (3/10)... First start of the season against Penn recorded 4.0 innings and two strikeouts (3/14)...Made starts at Penn (3/14) and at home against Delaware (4/17) and made 13 appearances out of the bullpen...Pitched a season-long 4.0 innings of work at Penn...Struck out five batters in a relief appearance at Fordham (4/7)...Threw 2.0 innings of shutout and no-hit ball at Saint Louis (3/23)...Did not allow a run nor a hit in appearances against Delaware (4/17) and at UMass (4/29).

2011: Made five relief appearances...Posted an ERA of 1.86 in 9.2 innings of work...Allowed only two runs and did not issue a walk ...Held opponents scoreless in four opportunities...Pitched a season-high 3.0 innings at George Washington (5/20), while holding the Colonials hitless and scoreless.

2010: Medical redshirt.

HIGH SCHOOL: Was 4-1 as a junior at Lehigh High School, owning an earned run average of 1.44...Struck out 41 batters and earned four saves...Led team to first district berth in over five years...Also received two letters in basketball and three in golf...Compiled a 24-6 record individually in golf.

Personal: Majoring in Kinesiology.

Yearera	w-l	app	gs	cg	sho	sv	ip	h	r	er	bb	so	2b	3b	hr	bf	bavg	wp	hbp	sfa	sha	bk
20111.86	0-0	5	0	0	0/0	0	9.2	9	2	2	0	4	0	0	1	37	.257	2	0	0	1	0
20126.75	0-2	15	2	0	0	0	29.1	47	25	22	12	18	5	2	1	146	0.385	5	8	1	3	1
20130.208	1-2	16	0	0	0/0	5	20.1	21	10	5	8	12	3	0	1	77	.273	2	1	1	2	0
TOTAL4.40	1-4	36	2	0	0/0	5	59.1	68	37	29	20	34	8	2	3	260	.294	9	9	2	5	1





Preston HILL #19

RHP • Senior • 6-2
Scottsdale, AZ. • Chandler Gilbert CC

2013: Made three starts and five appearances out of the bullpen...Made Temple debut vs. Delaware (2/15)...Struck out season-high five batters in season-longest outing (7.2 IP) against UNC Asheville (3/10)...Allowed no runs and only a hit during 4.0 innings of relief work against Penn State (3/17)...Went 0-2 with 4.23 ERA over 27.2 IP...Named to Temple's Director's Honor Roll (GPA 3.00-3.49)

BEFORE TEMPLE: Pitched two seasons while attending Chandler Gilbert C.C....As a freshman, posted an ERA of 3.16 in 49 innings of work...Struck out 36 hitters and walked six...Went 2-2 and notched six saves...As a sophomore, threw 65 innings and had an ERA of 3.50.

HIGH SCHOOL: While playing for Chaparral High School named first team all-region, second team all-state...Reached semifinals...Went 6-2 as a junior before going 5-2 as a senior...Posted an ERA of 1.36 through 56 innings during his junior year.

PERSONAL: Majoring in Adult and Organizational Development

Year	era	w-l	app	gs	cg	sho	sv	ip	h	r	er	bb	so	2b	3b	hr	bf	bavg	wp	hbp	sfa	sha	bk
2013	4.23	0*2	8*3	0	0-0	1	27.2	28	17	13	8	18	6	1	1	106	0.264	4	2	0	3	6	



Robert AMARO #20

1B/3B • Redshirt Senior • 6-2
Bensalem, PA • University of Virginia

2013 (Virginia): Did not play because of injury.

2012 (Virginia): Played in one game.

2011 (Virginia): Saw time in nine games, making seven plate appearances...Earned first career hit vs. Richmond, a single to left (4/20).

2010 (Virginia): Did not compete...Named to ACC Academic Honor Roll.

HIGH SCHOOL: Drafted by Philadelphia Phillies in 40th round of 2009 MLB Draft...• Ranked No. 222 by Perfect Game...Three-time All-InterAc League honoree...Two-time All-City honoree...Team MVP, captain in 2009...Led team to 22-4 record with No. 1 ranking in Southeastern Pennsylvania in 2009...Named to school's honor roll all four years.

PERSONAL: Mother, Jennifer, played field hockey and lacrosse at Duke...Father, David, played baseball at Duke...Uncle, Ruben Amaro, played at Major League level with the Phillies, California Angels, and Cleveland Indians and is currently the GM for the Phillies...Brother, Andrew, plays baseball at Maryland...Enjoys volleyball and ping-pong.



Bobby HEITZMAN #21

OF • Senior • 5-11
Landenburg, PA • Kennet

2013: Played in 31 games, making 20 starts...Slapped a season-high two hits at Lehigh (3/20)...Hit a three-run single in a win against Saint Joseph's (3/24)...Batted .208 with 16 hits, 11 runs scored and 11 RBIs...Hit by a pitch twice and went 1-for-2 with two runs scored and a stolen base in the first game of doubleheader vs. Penn State (3/17)...Named to Temple's President's Honor Roll (GPA 3.50 or higher).

2012: Played in 19 games, including five starts...Walked, hit by two pitches and stole a base in the team's opening game of the season at Old Dominion (2/17)...Pounded out first hit and run of the season in the second game of the series at ODU (2/18)...Came off the bench against Monmouth (4/1) and provided a pinch hit single.

2011: Participated in 22 games... Scored six runs and walked twice...Doubled against Massachusetts (4/17).

HIGH SCHOOL: Four year letterwinner...Honored as team captain of his senior and junior squads...Named first team All-Chest-Mont as a junior and sophomore...Hit .476 as a junior, leading team to a second place finish in the District I-AAA Playoffs...Also named first team All-Area as a junior...Was a starter for Chester County in the 2009 Carpenter Cup...Also played summerball for Mike Chroniger's Mid-Atlantic Rookies during the 2009 season.

Personal: Majoring in Economics.

Yearavg	gp-gs	ab	r	h	2b	3b	hr	rbi	tb	slg%	bb	hbp	so	gdp	ob%	sf	sh	sb-att	po	a	e	fld%
2011333	22-0	3	6	1	1	0	0	0	2	.667	2	0	1	0	.600	0	0	1-1	8	0	0	1.000
2012192	19-5	26	6	5	1	0	0	0	6	.231	3	3	14	0	.344	0	1	1-2	10	0	3	0.769
2013208	31-20	77	11	16	2	1	0	11	20	.26	3	3	10	0	.259	2	2	1-1	46	2	2	0.96
TOTAL207	72-25	106	23	22	4	1	0	11	28	.264	8	6	25	2	.300	1	6	3-4	64	3	3	.957



Derek PETERSON #22

INF • Senior • 6-3
Wall, N.J. • Olney Central College

2013: One of two players to start all 46 games...Named to the All-Philadelphia Big 5 Baseball Team...Led the Owls with 13 doubles and 82 total bases...Ranked second on the team in hitting (.314), hits (59)...Pounded out first hit of Temple career in season opener vs. Wright State (2/15)...Tied for team lead in multi-hit games with 18, including three hits in the win at #24 Virginia Tech and a season-high four hits at Lehigh (3/20)...Scored season-high three runs at Lehigh...Drew three walks vs. Delaware (2/15)...Homered and knocked in four runs in the first game of the doubleheader against Holy Cross (2/24)...Collected nine hits in a week, which included games against Villanova, George Mason and Charlotte...Named to Temple's Director's Honor Roll (GPA 3.00-3.49)



Yearavg	gp-gs	ab	r	h	2b	3b	hr	rbi	tb	slg%	bb	hbp	so	gdp	ob%	sf	sh	sb-att	po	a	e	fld%
2013314	46-46	188	27	59	13	2	2	31	82	.436	14	7	22	4	.379	2	1	5-7	386	35	10	.977



Andrew NIST #26

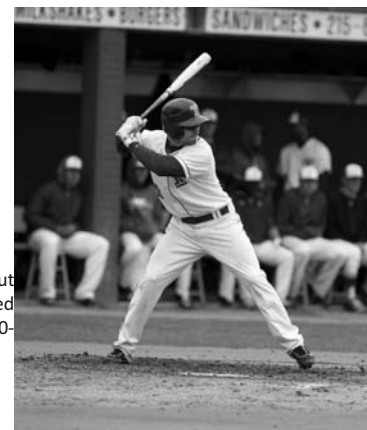
C • Senior • 6-2
Chandler, AZ • Chandler Gilbert CC

2013: Started 23 of the 24 games he played in... Batted .265 on the season with 22 hits and 12 RBIs...Made Temple debut in the season opener vs. Wright State (2/15)...First collegiate hit came in a 2-for-4 day at #24 Virginia Tech (2/23)...Pounded out season-high three hits and knocked in two runs vs. La Salle (4/5)...Named to Temple's Director's Honor Roll (GPA 3.00-3.49)

HIGH SCHOOL: Named Playoff MVP as a junior after helping Corona del Sol to State Championship.

PERSONAL: Majoring in Communication

Year	avg	gp-gs	ab	r	h	2b	3b	hr	rbi	tb	slg%	bb	hbp	so	gdp	ob%	sf	sh	sb-att	po	a	e	fld%
2013	.265	24-23	83	2	22	3	0	0	12	25	.301	6	1	15	0	.322	0	2	0-0	132	23	0	1.000



David HALL #33

OF • Redshirt Senior • 6-3
Hanover, PA • South Western

2013: Appeared in 35 games...Made 24 starts in the outfield...Hit .200 (19-for-95) with 12 runs scored and 15 RBI...Hit a home run against Saint Joseph's (3/23)...Went 1-for-1 in the team's win over #24 Virginia Tech...Went 3-for-4 in games against Saint Joseph's (3/24) and at George Washington (3/29)...Scored season-high two runs against Saint Joseph's (3/24)...Knocked in three runs three times.

2012: Appeared in 33 games, including 13 starts...First hit and stolen base of the season came at North Carolina A&T (2/24)...Walked and scored a run in the opening game of the season at Old Dominion (2/17)...Blasted a two-run home run in the Owls 17-1 win over NYIT...Went 2-for-2 with a walk and a run scored against Delaware (4/17)

2011: In 13 games, including two starts, batted .421 with eight hits and 11 runs scored...Homered at NC Central (2/20) and went 3-for-5 in the game with four runs scored and two runs batted in.

2010: Appeared in 43 games in his collegiate debut...Made 17 starts, 16 in right field and one in left field...Posted 21 hits, three doubles and three home runs...Scored 21 times, driving in 10 runs...Was three-for-three in stolen base attempts...Recorded first career hit going one-for-three with two runs scored against UNLV (2/28).

High School: Four-year letterwinner and three-year varsity starter...As a senior, earned all-league and all-county honors, batting .404 with seven homeruns and 22 RBI...Named a 2009 Under Armour Pre-Season All-American...Earned all-league and all-county honors as a junior, batting .375 with seven homeruns and 17 RBI...Led team to postseason, batting .581 with three homeruns and seven RBI...Batted .346 as a sophomore, belting three homeruns and driving in 12 RBI, receiving all-league honors...In his varsity appearances as a freshman, batted .326 with two homeruns and 10 RBI...Helped his team to a combined 58-25 record during his tenure...As a senior and sophomore, batted over .500 for his summer team Long Island Ducks...Notched 20 homeruns for the team in three seasons, driving in 112 RBI...Also was a three-year varsity football athlete, being a two-time all-county and three-time all-league selection.

Personal: Majoring in Kinesiology ...His uncle Scott Hall was a two-time All-America pitcher at Georgia Southern.

Year	avg	gp-gs	ab	r	h	2b	3b	hr	rbi	tb	slg%	bb	hbp	so	gdp	ob%	sf	sh	sb-att	po	a	e	fld%
2010	.216	43-17	97	21	21	3	0	3	10	33	0.34	4	3	34	0	.267	1	1	3-3	60	2	0	1.00
2011	.412	13-2	19	11	8	1	1	1	3	14	0.737	1	0	5	0	.45	0	1	1-1	6	0	0	1.00
2012	.133	33-13	60	10	8	0	0	1	7	11	0.183	8	1	19	0	.246	0	1	1-1	43	2	1	.978
2013	.200	35-24	95	12	19	2	2	1	15	28	0.295	7	0	31	1	.255	0	2	4-5	77	3	2	.976
TOTAL	.207	124-56	271	54	56	6	3	6	35	86	.317	20	4	89	2	.271	1	6	9-10	186	3	3	.984

Junior Class



**Reyn
SUGAI #5**

**IF • Junior • 5-10
Honolulu, HI • Fort Scott CC**

2013 (Fort Scott CC): Batted .349 his sophomore year with an average of 28 RBIs and 23 Runs...Batted .340 his sophomore year with 28 RBIs, .452 on base, and .458 slugging... 12 stolen bases, team record of 40-17.

HIGH SCHOOL: Named State Tournament All-Star shortstop senior year...Leader in stolen bases with a team record of 40-17...Batted .350 his senior year...Named team MVP is sophomore year...Led the team in hitting and RBI his freshman year with a batting average of .380.

PERSONAL: Enjoys surfing and going to the beach...Majoring in Broadcast Journalism



**Josh
MASON #13**

**IF/C • Junior • 6-1
Chesapeake, VA • Rappahannock CC**

2013 (Rappahannock Community College): Appeared in seven games...Walked nine times for an on base percentage of 0.440...Made two appearances of 7.1 innings with a 1-1 record...

2012 (William and Mary): Earned 10 starts in 20 appearances ... Batted .156 on the season with eight RBIs and seven runs scored ... Went 1-for-3 with three RBIs and two runs scored against Towson (March 31) ... Drove in two runs and notched a hit versus George Washington (March 7) ... Scored three runs to go along with an RBI in the win over NYIT (March 3).

High School: Two-time First-Team All-State...Two-time Virginian Pilot First-Team All-Tidewater...Also two-time all-conference...Posted a career batting average of over .500 at Bishop Sullivan ... Tied the single season home run record with 10 during his senior season... Also had a 29 game hit streak during his junior and senior years...Starting shortstop for the Richmond Braves National Team.

Personal: Father, Jeff, played baseball for the University of Dayton...Will major in either Kinesiology or Criminal Justice.



**Ryan
DAVIS #25**

**LHP • Redshirt Junior • 5-11
New Kensington, PA • Central Catholic**



Dan WASSON #36

RHP • Redshirt Junior • 6-2
Chalfont, PA • Central Bucks South

2012: Made collegiate debut against Richmond (4/20) and recorded three strikeouts over 2.0 innings of work ... Made three total appearances on the mound going 5.2 innings... Recorded four strikeouts while allowing five hits

HIGH SCHOOL: Two-year varsity letterwinner at Central Bucks South...Pitched out of the top spot in the rotation his senior year...Tossed a complete game shutout with 11 strikeouts in the team's first playoff game...Member of the All-American Baseball Academy...Also a two-year member of the Warrington American Legion baseball program...Over his high school career, he made eight starts with a 5-1 record...Totaled 43 strikeouts, throwing three complete games.

Year	era	w-l	app	gs	cg	sho	sv	ip	h	r	er	bb	so	2b	3b	hr	bf	bavg	wp	hbp	sfa	sha	bk
2012	9.45	0-0	4	0	0	0/0	0	6.2	8	7	7	5	5	1	0	1	35	.320	0	3	0	2	0



Phil GIANAKOS #41

RHP • Redshirt Junior • 6-1
Lebanon, NJ • St. Joseph

2013: Made four relief appearances...Threw an inning of perfect relief against Lehigh (3/27) and UMass (5/18)...Struck out one batter and tossed season-longest outing (2.0 IP) against Saint Peter's (4/10)...Named to Temple's President's Honor Roll (GPA 3.50 or higher).

2012: Redshirted due to injury.

2011: Made seven relief appearances and started two games...Went 1-1 with a 4.15 earned run average in 17.1 innings of work...Struck out a season-high four batters at New Orleans (4/24) and at Rhode Island (4/29)...Did not allow a run in five of his appearances.

HIGH SCHOOL: Three-year varsity starter as a pitcher and infielder at St. Joseph...Led team to two county championships, a sectional state championship, and runner-up state championship...Team captain and Coaches Award recipient, leading the team in batting, hits, runs scored, RBI and home runs as a senior...Was 4-1 on the hill in 2010...Starting varsity third baseman as a junior and sophomore...Hit .360 as a junior with 30 hits, three of which were home runs...Drove in 22 RBI...Logged 22 innings pitched as a closer and starter...Posted a 1.10 earned run average with 29 strikeouts...Led his team to win the Greater Middlesex Conference (GMC) County Championship with a record of 21-6...Named Perfect Game USA Preseason High School Underclassman All-American Honorable Mention...Earned All-State second team non-public and All-Central Jersey honors...Two-time All-County and three-time All-Conference pick...Named to the Greater Middlesex County All-County Sophomore team.

Personal: Majoring in Mechanical Engineering (Biomechanical)...Member of the National Honor Society and Student Council in high school...Played summer ball in the Skyline Summer Collegiate American Legion League, earning a 5-1 record on the mound and hitting .475..

Year	era	w-l	app	gs	cg	sho	sv	ip	h	r	er	bb	so	2b	3b	hr	bf	bavg	wp	hbp	sfa	sha	bk
2011	4.15	1-1	9	2	0	0/1	0	17.1	24	11	8	7	13	3	0	2	83	.324	1	0	0	1	1
2013	3.6	0-0	4	0	0	0/0	0	5	4	2	2	0	1	0	0	0	18	0.222	0	0	0	1	0
TOTAL	4.07	1-1	13	2	0	0/1	0	22.1	32	13	10	7	14	3	0	2	101	.298	1	0	0	2	1



Zach WHITE #42

RHP • Redshirt Junior • 6-1
Parkesburg, PA • Coatesville

2013: Made 11 relief appearances... Finished 1-2 with a 5.40 ERA over 15.0 innings...Threw a two perfect innings of relief in his return the mound after missing all of 2012 (against Wright State, 2/15)...Also tossed a perfect inning in the season finale against UMass (5/18)...Struck out season-high two batters in 2.0 innings at Longwood (3/12)...Picked up the win in the Owls' home win over Villanova (4/23).

2012: Redshirted due to injury.

2011: Made four relief appearances...Struck out a batter at NC Central (2/19).

HIGH SCHOOL: Was a three-year letterwinner in baseball at Coatesville...As a starter, posted a 2-2 record as a senior with a 3.09 earned run average and 30 strikeouts over 31.2 innings pitched...Also started in the outfield, hitting .351...Missed most of the 2009 season due to injury...Participated in the 2009 Keystone State Games.

Personal: Majoring in Environmental Studies.



Year	era	w-l	app	gs	cg	sho	sv	ip	h	r	er	bb	so	2b	3b	hr	bf	bavg	wp	hbp	sfa	sha	bk
2013	5.4	1-2	11	0	0	0-0	0	15	13	12	9	10	8	5	1	1	56	0.232	0	1	0	1	1



Zach BATCHELOR #45

RHP • Redshirt Junior • 6-1
Monroe Twp, NJ • Monroe Township

2013: Made eight appearances out of the bullpen...Went 0-1 with 3.55 ERA...Threw an inning of perfect relief against George Mason (4/24) and Massachusetts (5/17)...Struck out 11 hitters in 12.2 innings of work...Fanned away three hitters in a season-long 3.0 innings of work against Saint Joseph's (3/22)...Named to Temple's Director's Honor Roll (GPA 3.00-3.49)

2012: Redshirted due to injury.

2011: Made 15 appearances, while making two starts...Went 2-0 on the year...Notched victories at Dayton (4/3) and against Villanova (4/26)...Pitched a season-high of 5.0 innings in relief at Coppin State (4/20), where he allowed no runs...In three innings of work against Saint Joseph's (5/14), struck out a career-high four batters.

HIGH SCHOOL: Named team captain of his senior squad...Led Middlesex County in hitting with a .362 batting average as a junior...Named to the Middlesex County All-Junior Team...Led Middlesex County pitchers as well...In 17 innings pitched, fanned 30 hitters...Led team to a 16-6-1 record during junior season...Helped team to win Division Championship as sophomore...Also earned one letter in basketball...Played summerball for the Farrah Builders, highlighting his summer with a complete game 11 strikeout performance.

Personal: Plans to major in business or education at Temple.



Year	era	w-l	app	gs	cg	sho	sv	ip	h	r	er	bb	so	2b	3b	hr	bf	bavg	wp	hbp	sfa	sha	bk
2011	10.73	2-0	15	2	0	0/1	1	27.2	50	42	33	13	18	7	1	3	149	.385	4	2	3	1	1
2013	3.55	0-1	8	1	0	0/0	0	12.2	14	13	5	3	11	2	0	0	56	.250	1	1	1	2	0
TOTAL	8.48	2-1	23	3	0	0/1	1	40.1	64	55	38	19	29	9	1	3	205	.344	5	3	4	3	1




Sophomore Class



Jimmy KERRIGAN #8

OF • Sophomore • 6-0
Philadelphia, PA • Neumann-Goretti



2013: Saw action in 37 games, making 27 starts...Slapped a base hit in first collegiate at bat (vs. Delaware, 2/15)...Homered in first game of doubleheader vs. Holy Cross (2/24)...Named A-10 Rookie of the Week (4/15) after batting .538 (7-for-13) in games against Saint Peter's and VCU...Went 3-for-4 in series opener at VCU (4/12)...Carried a 13-game hitting streak (4/10-5/3)...Scored two runs and knocked in a pair in a 2-for-3 day vs. Saint Peter's (4/10). ..Hit .218 on the year, having 24 hits, seven walks, 14 runs scored and eight RBI...Named to Temple's Director's Honor Roll (GPA 3.00-3.49)

HIGH SCHOOL: A two-time first team All-Catholic selection at Neumann-Goretti...As a freshman, junior and senior, won both the Philadelphia Catholic League and the City Championship.

PERSONAL: Majoring in Kinesiology.

Year	avg	gp-gs	ab	r	h	2b	3b	hr	rbi	tb	slg%	bb	hbp	so	gdp	ob%	sf	sh	sb-att	po	a	e	fld%
2013	.218	37-29	110	14	24	1	1	1	8	30	.273	7	0	24	2	.265	0	2	1-1	61	1	2	.969




Texas WILLIAMS #10

OF • Sophomore • 6-1
Clifton, VA • Centreville

2013: Did not play


HIGH SCHOOL: Named first team all-district and first team all-region as a junior and senior...Tabbed to the All-Metro second team for his senior year efforts...Finished 15th overall in the sprint medley at indoor track nationals.

PERSONAL: Brother, Josh, is a wide receiver at Miami (OH)...Majoring in Accounting and International Business.



Sean ARNOTT #14

INF • Sophomore • 6-0
Brielle, NJ • Christian Brothers Academy



2013: Saw action in 14 games, making one start at Villanova (4/30)...Hit .273 (3-for-11)...Pounded out an RBI single in his first collegiate at-bat when called off the bench to pinch hit vs. Delaware (2/15)...Scored a run as a pinch runner against La Salle (4/5)...Saw playing time at second base against La Salle (4/7), Charlotte (4/28) and Villanova (4/30)...Named to Temple's Director's Honor Roll (GPA 3.00-3.49).

HIGH SCHOOL: Batted .300 with 17 RBIs as a senior at Christian Brothers Academy...Hit three triples and had four doubles...Knocked in 12 runs, smashed one home run, hit two triples and two doubles as a junior...Batted .280 as a sophomore and had 10 RBIs and six doubles...Named to the legion all-star team as a freshman.

PERSONAL: Majoring in Business Management.

Year	avg	gp-gs	ab	r	h	2b	3b	hr	rbi	tb	slg%	bb	hbp	so	gdp	ob%	sf	sh	sb-att	po	a	e	fld%
2013	.273	14-1	11	1	3	0	0	0	1	3	.273	2	0	5	0	0.385	0	0	0-0	1	3	2	.667



Frank D'AGOSTINO #16

OF/1B • Sophomore • 6-3
Monroe Twp, N.J. • Monroe Township

2013: Started 15 of the 18 games he appeared in...Hit .158 (9-for-57)...Temple's Opening Day left fielder (vs. Wright State, 2/15)...Collected first career hit in 3-for-4 day at Longwood (3/12)...Hit first collegiate home run in 2-for-4 day against La Salle (4/7).

HIGH SCHOOL: Three time all-area and all-county honoree at Monroe Township...Named a Power Showcase All-American as a junior and senior...Holds the school record for home runs...Lettered three years in football...Holds the school record for tackles...Won the state championship sophomore year.

PERSONAL: Major is Communications.



Yearavg	gp-gs	ab	r	h	2b	3b	hr	rbi	tb	slg%	bb	hbp	so	gdp	ob%	sf	sh	sb-att	po	a	e	fld%
2013158	18-15	57	4	9	1	0	1	3	12	.228	6	0	21	1	.238	0	0	1-1	31	0	2	0.939



Michael D'ACUNTI #27

C • Sophomore • 6-2
Dix Hills, N.Y. • Saint Anthony's

2013: Started 24 of the 28 games he appeared in...Batted .257 (18-for-70) with 11 runs scored and six RBIs...Blasted home runs at Lehigh (3/20) and at George Washington (3/29)...Knocked in season-high two RBIs at George Washington (3/29)...Collected first hit in his first collegiate game (vs. Delaware, 2/15)

HIGH SCHOOL: Named MVP for Saint Anthony's as a junior and senior...A two-time All-Long Island and All-Catholic honoree.

PERSONAL: Major is undecided.



Yearavg	gp-gs	ab	r	h	2b	3b	hr	rbi	tb	slg%	bb	hbp	so	gdp	ob%	sf	sh	sb-att	po	a	e	fld%
2013257	28-24	70	11	18	4	0	2	6	28	.400	9	12	15	0	.424	1	4	3-4	166	18	5	.976




Connor STASKEY #40

LHP • Sophomore • 6-0
Virginia Beach, VA. • Salem

2013: Made 14 appearances out of the bullpen and made first career start at home against Villanova (4/23)...Went 3-0 on the year with a 2.89 ERA over 18.2 IP...Struck out 18 batters, including a season-high four at Longwood (3/12)...Threw a perfect inning of relief with two strikeouts in his Temple debut (vs. Wright State, 2/15)...Picked up first career win in the second game of the doubleheader vs. Penn State (3/17)...Was not charged with a run in his final six appearances of the season, including the start against Villanova...Named to Temple's Director's Honor Roll (GPA 3.00-3.49).

HIGH SCHOOL: Served as Salem's team captain during senior year and was named to the All-Beach All-Academic Team...Pitched the Regional postseason clincher...Tossed a no-hitter in a game that he struck out 13 batters...All-Beach Honorable Mention for pitcher, outfield and utility...Went 3-3 as a senior, while posting an ERA of 3.00 along with 50 strikeouts...Posted even better numbers as a junior, going 8-1 with a 1.30 ERA and a single season school record 100 strikeouts, earning first team All-Beach Pitcher honors...Threw three one-hitters...Received All-Eastern Region honorable mention...Threw a two-hitter and struck out eight in his varsity debut as a freshman.

PERSONAL: Majoring in Psychology.



Yearera	w-l	app	gs	cg	sho	sv	ip	h	r	er	bb	so	2b	3b	hr	bf	bavg	wp	hbp	sfa	sha	bk
20132.89	3-0	15	1	0	0-0	0	18.2	14	15	6	15	18	2	0	0	69	.203	5	4	1	1	1





Tim MCCARTHY #44

RHP • Sophomore • 6-6
New Rochelle, NY • Iona Prep

2013: Appeared out of the bullpen 12 times...Tossed an inning of perfect relief against Old Dominion (3/2), Saint Joseph's (3/24) and Villanova (4/30)...Earned first collegiate win in TU's win over Lehigh (3/27) in the Liberty Bell Classic Quarterfinal...Winning pitcher of record in the Owls' come-from-behind win against Saint Peter's (4/10)...Charged with four runs over 14.0 IP and racked up an ERA of 2.57.

HIGH SCHOOL: A two-time All-County First Team honoree at Iona Prep..As a senior was a member of the Iona Prep squad that won the New York State Championship...Also played basketball...Named Received N.Y. Top 50 Basketball Players Award.

PERSONAL: Majoring in Communications...Grandfather was drafted by the Pittsburgh Pirates.

Year	era	w-l	app	gs	cg	sho	sv	ip	h	r	er	bb	so	2b	3b	hr	bf	bavg	wp	hbp	sfa	sha	bk
2013	2.57	2-2	12	0	0	0-0	0	14	13	5	4	4	8	3	0	0	53	.245	2	2	0	1	0



Nick WEST #4

C/OF • Freshman • 6-0
New Holland, PA • Garden Spot HS

HIGH SCHOOL: All-time triples leader in Garden Spot HS Baseball history...Third All-time doubles leader in Garden Spot HS Baseball history...Third All-time Runs scored leader in Garden Spot HS Baseball history... Second Team All-League catcher senior year and First Team All-League catcher and Second Team All-League outfielder junior year...Starting varsity catcher freshman year...All-district honorable mention both freshman and sophomore year...Batted .441 as a junior...Received All-District conference catcher...Winner of the Spartacus Award...Team captain his senior year...Lettered in wrestling.

PERSONAL: Father, Daniel, is a Temple alum who played baseball for Temple...Majoring in International Business.



Patrick VANDERSLICE #12

RHP • Freshman • 6-5
Lansdowne, PA • Monsignor Bonner HS

HIGH SCHOOL: Team captain senior year... 8-0 record, 1.68 ERA, and 41 strikeouts in 41.2 innings in senior year...Hit three homeruns, seven doubles, 12 RBI's and had a .371 batting average...First Team All-Catholic Pitcher and Second Team All-Catholic First Baseman...First Team All-Delco Pitcher, First Team All-City Pitcher and Third Team All-SE PA Multi Position Player...2013 Rawlings/Perfect Game All-Region Selection...Played in Barrett All-Star Game Participant....Participated in Carpenter Cup as a junior and senior...Played for the Philly Bandits in the offseason...Had a 6-1 record with an ERA of 2.21 and 48 strikeouts...Lettered in basketball and soccer for three years...Senior captain, two-time Honorable All-Catholic and Honorable All-Delco in basketball.

PERSONAL: Brother Tim played basketball at Widener University...Brother Dan played rugby at West Chester University...Majoring in Business.



Simon MATTHEWS #18

RHP • Freshman • 6-1
West Haven, CT • Hopkins School

HIGH SCHOOL: All-Fairchester League junior and senior years for Hopkins School...West Haven Twilight League Pitcher of the Year, New Haven Register All-Area Team and captain senior year...lettered two years in soccer.

PERSONAL: Plays the African, Latin hand drums...Major is Geography and Urban Studies.



Patrick KRALL #23

LHP • Freshman • 6-5
Downingtown, PA • Downingtown West

HIGH SCHOOL: Second team all-league for senior and junior years...Threw a no-hitter.

PERSONAL: Major is Education.

2013 SEASON IN REVIEW





2013 Final Statistics

Temple Baseball

Record: 18-28 Home: 9-10 Away: 8-15 Atlantic 10: 7-16

Player	AVG	GP-GS	AB	R	H	2B	3B	HR	RBI	TB	SLG%	BB	HBP	SO	GDP	OB%	SF	SH	SB-A	PO	A	E	PCT.
Knabe, Henry	.345	44-44	174	23	60	12	2	1	32	79	.454	14	2	21	2	.392	4	4	20-22	27	76	18	.851
Peterson, Derek	.314	46-46	188	27	59	13	2	2	31	82	.436	14	7	22	4	.379	2	1	5-7	386	35	10	.977
Stiles, Allen	.295	40-39	146	20	43	8	2	0	11	55	.377	1	2	16	2	.305	2	6	7-12	56	2	3	.951
Lustrino, Nick	.282	46-46	170	27	48	10	3	1	24	67	.394	24	7	22	0	.389	2	6	8-12	68	119	16	.921
Elko, Matt	.270	38-37	141	18	38	9	0	0	10	47	.333	6	2	20	2	.301	4	1	1-1	25	2	1	.964
Nist, Andrew	.265	24-23	83	2	22	3	0	0	12	25	.301	6	1	15	0	.322	0	2	0-0	132	23	0	1.000
Queja, Jordan	.257	34-32	109	31	28	9	1	1	12	42	.385	23	8	10	2	.418	1	4	16-17	56	70	6	.955
D'Acunti, Michael	.257	28-24	70	11	18	4	0	2	6	28	.400	9	12	15	0	.424	1	4	3-4	166	18	5	.974
Kerrigan, Jimmy	.218	37-29	110	14	24	1	1	1	8	30	.273	7	0	24	2	.265	0	2	1-1	61	1	2	.969
Yarborough, Elijah	.209	24-18	67	9	14	2	1	2	12	24	.358	7	0	22	0	.280	1	1	1-2	30	36	8	.892
Heitzman, Bobby	.208	31-20	77	11	16	2	1	0	11	20	.260	3	3	10	0	.259	2	2	1-1	46	2	2	.960
Hall, David	.200	35-24	95	12	19	2	2	1	15	28	.295	7	0	31	1	.255	0	2	4-5	77	3	2	.976
D'Agostino, Frank	.158	18-15	57	4	9	1	0	1	3	13	.228	6	0	21	1	.238	0	0	1-1	31	0	2	.939
Lain, Zach	.333	3-0	3	1	1	0	0	0	1	3	.333	0	0	2	0	.333	0	0	0-0	0	0	0	.000
Arnott, Sean	.273	14-1	11	1	3	0	0	0	1	3	.273	2	0	5	0	.385	0	0	0-0	1	3	2	.667
Dragos, Daniel	.229	18-6	35	4	8	0	0	1	6	11	.314	3	0	11	0	.282	1	0	0-0	5	0	0	1.000
Reilly, Connor	.222	11-10	27	1	6	0	0	1	4	9	.333	2	0	6	1	.267	1	1	0-3	12	0	0	1.000
Totals	.266	46-46	1563	216	416	76	15	14	198	564	.361	134	44	273	17	.337	21	36	68-88	1204	466	85	.952
Opponents	.258	46-46	1533	246	396	83	8	7	214	516	.337	146	63	300	14	.342	25	42	90-104	1224	541	64	.965

Player	ERA	W-L	AP	GS	CG	ShO	SV	IP	H	R	ER	BB	SO	2B	3B	HR	BF	Avg.	WP	HP	BK	SF	SH
Kuehn, Ryan	2.21	1-2	16	0	0	0-0	5	20.1	21	10	5	8	12	3	0	1	77	.273	2	1	0	1	2
Dian, Adam	2.33	0-0	11	1	0	0-0	0	19.1	17	5	5	6	19	5	0	0	73	.233	4	3	0	0	2
Staskey, Connor	2.89	3-0	15	1	0	0-0	0	18.2	14	15	6	15	18	2	0	0	69	.203	5	4	1	1	0
Peterson, Eric	3.03	6-3	13	10	2	0-1	0	74.1	64	27	25	15	69	12	0	0	271	.236	11	8	3	3	9
Hill, Preston	4.23	0-2	8	3	0	0-0	1	27.2	28	17	13	8	18	6	1	1	106	.264	4	2	0	3	6
Peterson, Patrick	4.43	2-7	12	12	1	0-0	0	69.0	63	38	34	23	51	18	2	1	254	.248	4	8	1	5	7
Hockenberry, Matt	5.04	1-2	15	6	0	0-0	0	50.0	56	37	28	17	41	8	1	1	204	.275	3	5	0	1	3
Visnic, Steve	5.76	1-1	17	0	0	0-0	0	25.0	20	20	16	9	17	5	1	1	89	.225	3	18	1	2	4
Moller, Dan	6.97	1-6	12	12	0	0-0	0	50.1	69	45	39	28	27	14	2	1	207	.333	0	10	0	4	8
McCarthy, Tim	2.57	2-2	12	0	0	0-0	0	14.0	13	5	4	4	8	3	0	0	53	.245	2	2	0	1	0
Batchelor, Zach	3.55	0-1	8	1	0	0-0	0	12.2	14	13	5	3	11	2	0	0	56	.250	1	1	1	2	0
Gianakos, Phil	3.60	0-0	4	0	0	0-0	0	5.0	4	2	2	0	1	0	0	0	18	.222	0	0	0	1	0
White, Zach	5.40	1-2	11	0	0	0-0	0	15.0	13	12	9	10	8	5	1	1	56	.232	0	1	0	1	1
Total	4.28	18-28	154	46	3	1	6	401.1	396	246	191	146	300	83	8	7	1533	.258	39	63	7	25	42
Opponents	4.06	28-18	150	46	0	3	11	407.3	416	216	184	134	273	76	15	14	1563	.266	31	44	9	21	36



2013 Results

Date	Opponent	Score	r	h	e	/	r	h	e	Inn	Overall	A-10	Pitcher of record	Att.	Time
2/15	at Wright State (1)	3-8	L	3-6-0	/	8-11-0	9	0-1-0	0-0-0	9	0-1-0	0-0-0	Moller (L 0-1)	136	2:44
2/15	at Delaware (1)	4-8	L	4-7-3	/	8-8-3	9	0-2-0	0-0-0	9	0-2-0	0-0-0	Preston (L 0-1)	144	2:19
2/23	at Virginia Tech	W 7-3		7-11-1	/	3-8-1	9	1-2-0	0-0-0	9	1-2-0	0-0-0	E. Peterson (W 1-0)	251	2:20
2/24	at Holy Cross-1	W 13-12		13-10-1	/	12-10-5	9	2-2-0	0-0-0	9	2-2-0	0-0-0	Kuehn (W 1-0)	95	3:56
2/24	at Holy Cross-2	6-8	L	6-12-2	/	8-11-1	9	2-3-0	0-0-0	9	2-3-0	0-0-0	P. Peterson (L 0-1)	118	3:24
3/1	at Old Dominion	2-9	L	2-6-1	/	9-9-1	9	2-4-0	0-0-0	9	2-4-0	0-0-0	Moller (L 0-2)	97	2:35
3/2	at Old Dominion	4-12	L	4-8-2	/	12-14-0	9	2-5-0	0-0-0	9	2-5-0	0-0-0	Hockenberry (L 0-1)	198	2:40
3/3	at Old Dominion	0-2	L	0-4-0	/	2-4-0	9	2-6-0	0-0-0	9	2-6-0	0-0-0	P. Peterson (L 0-2)	173	1:52
3/8	at UNC Asheville	5-6	L	5-12-5	/	6-6-1	9	2-7-0	0-0-0	9	2-7-0	0-0-0	Visnic (L 0-1)	166	3:15
3/9	at UNC Asheville	W 7-2		7-11-0	/	2-5-2	9	3-7-0	0-0-0	9	3-7-0	0-0-0	E. Peterson (W 2-0)	146	2:41
3/10	at UNC Asheville	4-5	L	4-7-4	/	5-9-2	9	3-8-0	0-0-0	9	3-8-0	0-0-0	Batchelor (L 0-1)	167	3:02
3/12	at Longwood	6-9	L	6-9-3	/	9-10-3	9	3-9-0	0-0-0	9	3-9-0	0-0-0	White (L 0-1)	150	2:27
3/13	LAFAYETTE	W 10-3		10-14-0	/	3-8-4	9	4-9-0	0-0-0	9	4-9-0	0-0-0	Hockenberry (W 1-1)	174	2:40
3/17	PENN STATE-1	W 4-2		4-6-3	/	2-4-1	9	5-9-0	0-0-0	9	5-9-0	0-0-0	P. Peterson (W 1-1)	183	2:15
3/17	PENN STATE-2	W 3-2		3-10-2	/	2-5-1	(10)	6-9-0	0-0-0	(10)	6-9-0	0-0-0	Staskey (W 1-0)	178	2:40
3/20	at Lehigh	W 11-8		11-11-5	/	8-8-6	9	7-9-0	0-0-0	9	7-9-0	0-0-0	Staskey (W 2-0)	25	3:15
* 3/22	SAINT JOSEPH'S	3-8	L	3-5-3	/	8-9-0	9	7-10-0	0-1-0	9	7-10-0	0-1-0	P. Peterson (L 1-2)	102	2:17
* 3/23	SAINT JOSEPH'S	6-10	L	6-9-1	/	10-9-1	(10)	7-11-0	0-2-0	(10)	7-11-0	0-2-0	Kuehn (L 0-1)	187	2:52
* 3/24	SAINT JOSEPH'S	W 11-1		11-15-1	/	1-6-0	9	8-11-0	1-2-0	9	8-11-0	1-2-0	Moller (W 1-2)	124	2:41
3/27	LEHIGH (2)	W 9-3		9-12-1	/	3-8-2	9	9-11-0	1-2-0	9	9-11-0	1-2-0	McCarthy (W 1-0)	145	2:42
* 3/29	at George Washington	3-4	L	3-11-1	/	4-5-2	9	9-12-0	1-3-0	9	9-12-0	1-3-0	Kuehn (L 0-2)	165	2:15
* 3/30	at George Washington-1	W 3-1		3-10-2	/	1-6-3	9	10-12-0	2-3-0	9	10-12-0	2-3-0	E. Peterson (W 3-0)	316	2:21
* 3/30	at George Washington-2	0-1	L	0-5-0	/	1-6-1	9	10-13-0	2-4-0	9	10-13-0	2-4-0	Moller (L 1-3)	316	2:08
4/2	at Delaware (2)	3-5	L	3-12-1	/	5-8-4	9	10-14-0	2-4-0	9	10-14-0	2-4-0	White (L 0-2)	150	2:30
* 4/5	LA SALLE	3-4	L	3-12-1	/	4-10-1	9	10-15-0	2-5-0	9	10-15-0	2-5-0	McCarthy (L 1-1)	132	2:42
* 4/6	LA SALLE	W 3-0		3-6-0	/	0-1-1	9	11-15-0	3-5-0	9	11-15-0	3-5-0	E. Peterson (W 4-0)	273	1:55
* 4/7	LA SALLE	W 7-12		7-11-6	/	12-13-3	9	11-16-0	3-6-0	9	11-16-0	3-6-0	Moller (L 1-4)	196	3:06
4/10	SAINT PETER'S	W 9-7		9-9-4	/	7-9-2	9	12-16-0	3-6-0	9	12-16-0	3-6-0	McCarthy (W 2-1)	100	2:50
* 4/12	at VCU	1-2	L	1-8-1	/	2-9-0	9	12-17-0	3-7-0	9	12-17-0	3-7-0	P. Peterson (L 1-3)	335	2:20
* 4/13	at VCU	W 5-1		5-6-1	/	1-4-2	9	13-17-0	4-7-0	9	13-17-0	4-7-0	E. Peterson (W 5-0)	340	2:35
* 4/14	at VCU	W 4-3		4-7-2	/	3-10-2	9	14-17-0	5-7-0	9	14-17-0	5-7-0	Staskey (W 3-0)	229	2:35
* 4/19	at Rhode Island	0-3	L	0-4-0	/	3-6-0	9	14-18-0	5-8-0	9	14-18-0	5-8-0	P. Peterson (L 1-4)	109	3:05
* 4/20	at Rhode Island	1-3	L	1-9-1	/	3-9-1	9	14-19-0	5-9-0	9	14-19-0	5-9-0	E. Peterson (L 5-1)	329	2:25
* 4/21	at Rhode Island	2-6	L	2-6-0	/	6-11-2	9	14-20-0	5-10-0	9	14-20-0	5-10-0	Hockenberry (L 1-2)	204	2:30
4/23	VILLANOVA	W 8-4		8-11-1	/	4-9-1	9	15-20-0	5-10-0	9	15-20-0	5-10-0	White (W 1-2)	112	2:43
4/24	GEORGE MASON	5-9	L	5-13-3	/	9-13-0	9	15-21-0	5-10-0	9	15-21-0	5-10-0	Hill (L 0-1)	137	2:16
* 4/26	UNC CHARLOTTE	W 8-3		8-12-1	/	3-5-3	9	16-21-0	6-10-0	9	16-21-0	6-10-0	P. Peterson (W 2-4)	150	2:21
* 4/27	UNC CHARLOTTE	3-9	L	3-8-4	/	9-16-0	9	16-22-0	6-11-0	9	16-22-0	6-11-0	E. Peterson (L 5-2)	233	2:31
* 4/28	UNC CHARLOTTE	2-10	L	2-8-2	/	10-16-1	9	16-23-0	6-12-0	9	16-23-0	6-12-0	Moller (L 1-5)	186	2:57
4/30	at Villanova	W 7-6		7-11-2	/	6-7-0	9	17-23-0	6-13-0	9	17-23-0	6-13-0	Visnic (W 1-1)	193	2:45
* 5/3	at Richmond	1-6	L	1-7-1	/	6-8-0	9	17-24-0	6-14-0	9	17-24-0	6-14-0	P. Peterson (L 2-5)	377	2:10
* 5/4	at Richmond	W 2-1		2-6-0	/	1-3-1	9	18-24-0	7-14-0	9	18-24-0	7-14-0	E. Peterson (W 6-2)	265	2:06
* 5/5	at Richmond	3-4	L	3-6-1	/	4-10-1	9	18-25-0	7-15-0	9	18-25-0	7-15-0	McCarthy (L 2-2)	244	2:55
* 5/17	MASSACHUSETTS	3-6	L	3-9-1	/	6-16-0	9	18-26-0	7-16-0	9	18-26-0	7-16-0	E. Peterson (L 6-3)	178	2:43
* 5/17	MASSACHUSETTS	3-4	L	3-7-2	/	4-10-2	9	18-27-0	7-17-0	9	18-27-0	7-17-0	P. Peterson (L 2-6)	193	2:23
5/18	MASSACHUSETTS	9-11	L	9-15-5	/	11-14-1	9	18-28-0	7-18-0	9	18-28-0	7-18-0	Moller (L 1-6)	178	2:54

*() extra inning game; * Atlantic 10 game; # Liberty Bell Classic; Home games in CAPS

(1)= USA Baseball Complex Classis in Cary, North Carolina

(2)= Liberty Bell Classic



American Athletic Conference



American Athletic Conference Members

Current Members

Central Florida
Cincinnati
Connecticut
Houston
Louisville
Memphis
Rutgers
Southern Methodist
South Florida
Temple

Future Members

East Carolina
Tulane
Tulsa

American Athletic Conference
15 Park Row West, 3rd Floor
Providence, RI 02903

General Phone: 401-244-3278
Email: info@theamerican.org

Commissioner:

.....Bernadette V. McGlade

Senior Associate Commissioner:

.....Ed Pasque

Senior Associate Commissioner:

.....Debbie Richardson

Associate Commissioner:

.....Wendy Larry

Associate Commissioner:

.....Jay DeFruscio

Assistant Commissioner:

.....Jill Redmond

Director of Media Relations & Communications

.....Drew Dickerson

Advance Media & Communications Asst.:

.....Caitlin Bonner

Director of Championships:

.....Lucas Feller

Asso. Director of Communications:

.....Melissa Kristofak

Not entirely unlike the nation that provides its namesake, the American Athletic Conference was born from an ideal in which members with ambitious goals are provided with the means to succeed in their quests for excellence.

With roots that extend to three conferences, the American Athletic Conference membership in 2013—its debut season—consists of 10 institutions: the University of Central Florida, the University of Cincinnati, the University of Connecticut, the University of Houston, the University of Louisville, the University of Memphis, Rutgers University, Southern Methodist University, the University of South Florida and Temple University.

In 2014-15, East Carolina University, Tulane University and the University of Tulsa come aboard. The 2015-16 season sees the U.S. Naval Academy join the ranks in football only.

The American, which operated as the Big East Conference from 1979 to 2013, will immediately take a place at the forefront of Division I athletics, with schools that have played in a combined five Bowl Championship Series games, won four NCAA men's basketball titles since 1999, and won eight NCAA women's basketball championships since 1995.

Among the league's 2013 members, seven of The American's 10 football teams have been ranked in the top 13 in the BCS since 2006. Eight of the 10 teams have been in the BCS top 25 in that span. The 2013-14 membership will also include the most recent NCAA men's basketball (Louisville) and women's basketball (UConn) champions.

The 2013 season will mark the final year of a six-year arrangement with ESPN that gives The American national exposure on ABC television and the ESPN family of networks. ESPN, ESPN2 or ABC will carry a minimum of 19 American home football games each season. Championship Week in December includes three American games on either ABC, ESPN or ESPN2. At least four American games are featured on ESPN's Thursday-night package.

In addition, ESPN Regional Television will continue to produce and distribute its Game of the Week package to a nationally syndicated audience, reaching more than 30 million homes. Most of these games also will be available as part of the ESPN GamePlan subscription service. Finally, a minimum of five home games will be carried on ESPNU.

Following the 2013 football season, the American Athletic Conference enters new television partnerships with ESPN and CBS Sports which will give the conference unprecedented national exposure. The football portion of the contract, which begins in the 2014 season, calls for nearly 90 percent of conference-controlled games on national broadcast or national cable platforms. The first American Athletic Conference Football Championship, which will be played in 2015, will be carried either on ABC or ESPN on Championship Saturday.

In men's basketball, the new television deal calls for all conference-controlled games to be televised, with more than 63 percent slotted for national broadcast or national cable—a minimum of 107 games. The entire postseason tournament will be televised, including

the championship game, which will be either on ABC or ESPN. Sixty percent of the American's women's basketball games will be carried on either national cable, regional sports networks or ESPN3.

American Athletic Conference teams will have access to the pinnacle of college football's postseason structure, both in the coming season and beyond. In 2013-14, the league champion will receive an automatic bid for the final edition of the Bowl Championship Series, including a spot in the VIZIO National Championship Game if it is ranked No. 1 or No. 2 in the final BCS standings. Moving forward, The American champion would be chosen for the College Football Playoff semifinals if it is among the top four teams following the regular season. Otherwise, the league would place its champion in either the Cotton Bowl, Fiesta Bowl or Peach Bowl if it is ranked higher than the champions of Conference USA, the Mid-American Conference, the Mountain West Conference and the Sun Belt Conference.

The American has additional partnerships with a number of bowl games that match conference teams against opponents from the Atlantic Coast Conference, the Big 12 Conference, the Southeastern Conference and Conference USA.

The Russell Athletic Bowl has the first selection of American teams after the conference's BCS representative is determined. The Atlantic Coast Conference will provide the opposition for the Russell Athletic Bowl, which is played in Orlando, Fla.

The American also is a partner with the Belk Bowl in Charlotte, N.C. Played in Bank of America Stadium, the Belk Bowl will select its American Athletic Conference participant after the Russell Athletic Bowl with the ACC again providing the opponent.

The American and the Big 12 conferences partner for the New Era Pinstripe Bowl at Yankee Stadium in New York City. In the event that the Big 12 is unable to send an eligible team to the New Era Pinstripe Bowl, Notre Dame could step in as the American team's opponent.

An American representative will face either an opponent from the Southeastern Conference or the Conference USA champion as part of arrangements with the BBVA Compass Bowl in Birmingham, Ala., and the AutoZone Liberty Bowl in Memphis.

The league also holds a partnership with the Beef 'O' Brady's Bowl at Tropicana Field in St. Petersburg, Fla. The Beef 'O' Brady's Bowl pairs the American representative against an opponent from Conference USA.

The postseason lineup gives American Athletic Conference teams access to at least six postseason games.

The American Athletic Conference administers to its membership from a state-of-the-art office located in Providence, R.I. The location of the conference headquarters—just steps from the city's Amtrak station and 10 minutes from T.F. Green International Airport—gives the conference easy access to its member schools.

The conference headquarters is equipped with a complete video production studio and small- and large-scale meeting rooms to accommodate the many coaches' and administrators' meetings held on-site each year.

Philadelphia Big 5

The head baseball coaches at five Division I universities in Philadelphia gathered in February, 2006 to announce the formation of Philadelphia Big Five Baseball. The group encompasses the five universities in Philadelphia that sponsor baseball—La Salle, Penn, Saint Joseph’s, Temple and Villanova.

Formed with the mission of increasing the exposure of college baseball in the area, the Big Five named its first-ever all-star team at the conclusion of the 2006 season. In addition, a player and pitcher of the week is announced every Tuesday.



2006 TEAM OF THE YEAR
2010 TEAM OF THE YEAR
2011 TEAM OF THE YEAR
2013 TEAM OF THE YEAR



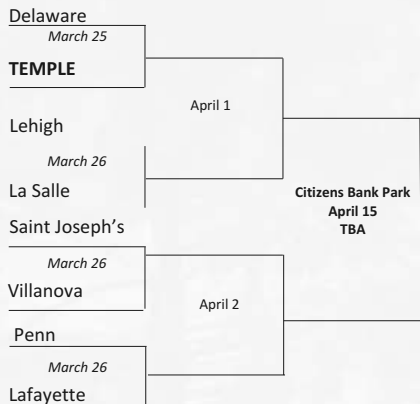
2007 TEAM OF THE YEAR



2008 TEAM OF THE YEAR
2009 TEAM OF THE YEAR

21ST ANNUAL LIBERTY BELL CLASSIC

The Liberty Bell Classic began in 1992 as a way for local Division I colleges to compete against each other in a tournament as well as an opportunity for the schools to play in a big league stadium. The eight schools include Delaware, La Salle, Lafayette, Lehigh, Penn, Saint Joseph’s, Temple, and Villanova. First and second round games are played on campus with the finals at Citizens Bank Park, home of the Philadelphia Phillies.



ALL-PHILADELPHIA

BIG FIVE

2006	Arshwin Asjes, P Dan Brady, 3B Devon Swope, OF Sean Barksdale, OF Tom Dolan, P Mike Kelch, 3B Stan Orzechowski, OF Ryan Weber, SS
2007	Arshwin Asjes, P Byron McKoy, DH Matt Mongiardini, P Kyle Obal, C Stan Orzechowski, OF Sean Barksdale, OF Kyle Obal, C Mark Ortega, SS Tony Jusino, 3B Ryan Thomas, SP
2008	Arshwin Asjes, P Byron McKoy, DH Matt Mongiardini, P Kyle Obal, C Stan Orzechowski, OF Sean Barksdale, OF Kyle Obal, C Mark Ortega, SS Tony Jusino, 3B Ryan Thomas, SP Ryan Ferguson, C Adrian Perez, SS Ben White, SP
2009	Henry Knabe Derek Peterson Eric Peterson

ALL-ACADEMIC TEAM

2009	Byron McKoy, OF
2013	Nick Lustrino

PHILADELPHIA BIG 5 PLAYER OF THE YEAR

2007	Sean Barksdale, OF
2009	Sean Barksdale, OF
2010	Ben White, SP
2011	Steve Nikorak, 3B

ROOKIE OF THE YEAR

2006	Jamie Abercrombie, OF
2008	Byron McKoy, DH
2012	Nick Lustrino, SS

BIG FIVE

PLAYER OF THE WEEK

2007	Ryan Weber2/26 Sean Barksdale5/21
2008	Stan Orzechowski .3/18, 5/6 Sean Barksdale4/1 Byron McKoy4/22, 4/29
2009	Sean Barksdale .4/14, 5/12 Carmen Del Mastro ..2/24, 3/30 Kyle Obal.....4/20 Jamie Abercrombie...3/24
2010	Tony Jusino3/1 Ryan Ferguson5/10 Byron McKoy.....5.26
2011	Adrian Perez3/14 Byron McKoy4/19 Daniel Dragos4/26
2012	Matt Elko5/15
2013	Nick Lustrino.....3/26

BIG FIVE

PITCHER OF THE WEEK

2006	Arshwin Asjes3/27
2007	Tom Dolan...2/26, 3/12, 4/9 Matt Mongiardini4/30
2008	Mike Mongiardini.2/26, 4/15 Matt Mongiardini3/5 Steve Nikorak5/20
2009	Ryan Thomas3/17
2011	Ben White3/21
2012	Dan Moller5/8
2013	Eric Peterson .2/26, 4/2, 4/8

PHILADELPHIA BIG 5

TEMPLE LIBERTY BELL RESULTS

1992	VillanovaL, 4-7	Saint Joseph's .W, 5-3
1993	DelawareL, 5-10	2004 DelawareL, 2-9
1994	W. Chester .W, 7-3	2005 LehighL, 2-3
	DelawareL, 1-11	2006 La Salle.....L, 4-5
1995	DelawareL, 7-9	2007 Delaware...W, 18-7
1996	RiderW, 6-4	LehighL, 4-14
	DrexelW, 14-3	2008 La Salle.....W, 10-8
	Delaware.....W, 7-4	LehighL, 15-17
1997	Saint Joseph'sW, 12-4	2009 LehighW, 10-5
	DelawareL, 2-5	Villanova ...L, 10-14
1998	DelawareL, 3-4	2010 LehighL, 13-12
1999	DrexelW, 11-3	2011 Delaware ..L, 15-12
	VillanovaL, 10-12	Saint Joseph'sL, 4-3
2000	Penn.....W, 5-4	2012 Saint Joseph'sL,4-1
	LehighW, 10-6	LehighL, 8-5
	Delaware...W, 10-5	2013 LehighW, 9-3
2001	La Salle.....W, 5-4	DelawareL, 5-3
	DrexelW, 13-2	
	DelawareL, 8-9	Overall Record: 20-21
2002	LehighW, 10-6	Championships:
	DrexelW, 3-0	1996, 2000, 2003
	DelawareL, 6-17	Runner-up: 2001, 2002
2003	VillanovaW, 7-6	Winning Streak: 5 in
	Penn.....W, 7-4	2000-01



HISTORY





Temple Baseball History

The Temple baseball program enters its 86th season in 2013 as the most successful in the city of Philadelphia and owns one of the region's most storied traditions. The Owls boast a pair of College World Series appearances, 14 NCAA trips, 13 conference championships and over 1,400 wins since making their debut in 1927. The program has produced 25 MLB draft picks and nearly 60 professional players, including 14 to make the big leagues.

Under head coach Frank Martin, the Cherry and White compiled a 5-12 record in its first season in 1927. Martin gave way to Walter Keating, who recorded a 39-34 record in four seasons as the Owls took on local colleges and athletics clubs. Ralph "Pep" Young succeeded Martin and collected 110 wins in his 11-year career, including a then program-best 16-2 season in 1941. TU was led by future Temple Hall of Famers and two-sport athletes Jimmy Brown, Jim Honochick, Angelo Musi, George Nemchick, George Patton and Andy Tomasic, many of whom also gained fame playing for the Temple football team.

Harold Williams and Ernie Messikomer each coached a season, sandwiching a two-year hiatus (1944-45) when the program was discontinued during World War II. Future Owl gridiron coach Pete Stevens guided the program from 1947-52 before giving way to Ernie Casale.

The future Temple Athletic Director directed his team to a pair of NCAA Tourna-

ment appearances in 1957 and 1959. The 1959 team was the first to play in the Middle Atlantic Conference and proceeded to compile a 10-2 record in the league on its way to the conference title. Bill "Pickles" Kennedy highlighted the end of the 1950s as the All-American centerfielder batted .414 and was signed as a free agent with the Pittsburgh Pirates. Also an All-American in basketball, he was drafted by the NBA's Philadelphia Warriors.

Casale gave way to assistant coach James "Skip" Wilson in 1960, who would take the program to new heights. In his fourth season in 1963, the Owls went 20-3 and 10-0 in the MAC University Division to make their third NCAA trip and first under Wilson. TU was also ranked for the first time in program history, finishing #13 by *Collegiate Baseball*. Temple continued to finish near the top of the division, but did not return to the NCAA Tournament until 1968.

That season, TU went 25-6 overall and 10-3 in the league to capture its first outright MAC Championship. Temple also won its first NCAA Tournament game, defeating NYU, 6-5, before dropping two straight to fall short of a College World Series trip. Les Roos set a new program record with a .457 batting average that season which still stands. Hal Wertz, who had already been drafted twice before by Kansas City in 1966 and the New York Yankees in 1967, returned for his senior season and was 9-2 with a 1.81 ERA.

The program had certainly seen its share

of success up until that point in time but beginning in 1972, the Owls stacked up with some of the nation's top programs. From 1972-84, Temple made nine NCAA trips, including two to the College World Series, and won 12 conference championships in 13 years. The composite record during that time was a staggering 380-157-4 (.706).

Temple reached the College World Series in 1972 after sweeping through the NCAA District II Tournament with a 3-0 record. The Owls opened the CWS with a heartbreaking 2-1 loss to Oklahoma in 13 innings but bounced back to eliminate Iowa, 13-9. After sending Connecticut home, Temple faced off with Arizona State for the chance to play USC in the finals. Featuring a roster stacked with seven future major leaguers, the Sun Devils edged the Owls, 1-0. The third place national finish is the best in the program's history.

As a sophomore, Mike Arace was the ace of the staff, posting a 7-2 record and a 1.76 ERA. Ed Molush, who signed with the Philadelphia Phillies following the season, was 7-4 with a 2.72 ERA. League MVP Earle Chew, who would be selected in the third round of the 1973 draft, batted .304 with five homers and 46 RBI to help the Cherry and White to the World Series.

The next season, Temple recorded a 33-11 record and won the MAC again but came up one game short at regionals and was denied a second straight trip to Omaha. Rich Casale had one of the best seasons by an Owl pitcher, going 8-1 and setting a new school record with a 1.15 ERA in 62.2 innings.

TU struggled in 1974, failing to win a league crown for the only time during the 13-year run, but the season was not devoid of individual highlights. Joe Kerrigan, who went on to a successful career as a major league pitching coach, became the highest Temple draft pick, going 10th overall to Montreal.

The Cherry and White won the first of four straight East Coast Conference Championships in 1975 but was eliminated in the NCAA South Atlantic Regional in three games. The 1976 team won a school record 37 games, against just eight losses, but fell short in the NCAA Northeast Regional.

The Owls made it back to the College World Series in 1977, led by star SS Pete Dempsey, who batted .404 with 10 home runs and 55 RBI. As a team, Temple batted a





Les Roos takes a swing at Erny Field in Mount Airy, home of the Owls until 2004 when they moved to the Ambler Campus. Temple Stadium, former home of the TU football team, is visible beyond rightfield.

program record .353 with all nine starters batting at least .315. Future major leaguer Pete Filson was 5-0 with a 3.28 ERA as a sophomore and Jay Hallman (10-0, 3.70) and Bob Steele (10-2, 2.54) set a school record with 10 wins each.

Temple swept through the NCAA Northeast Regional with a 4-0 record and scored an average of nine runs a game. But the bats went silent in the College World Series and the Owls finished eighth overall. Six players went on to careers in professional baseball from the 1977 team, including five who were drafted.

Most of the team returned in 1978 and the Owls returned to the NCAA Tournament after winning their fourth straight ECC title. Junior 2B Rod Johnson earned All-America honors after batting .439 with six homers and 34 RBI and teamed with Dempsey (.319, 7 HR, 53 RBI) to form one of the nation's top middle infielders. The Owls set new program records for runs scored and homers, as six

players slugged six or more dingers.

The Cherry and White won its first three games at the NCAA Northeast Regional, but dropped two straight to St. John's to see its Omaha dreams shattered. Dempsey (sixth round, Phillies) and Jim Beck (16th round, Mets) were drafted following the season.

In 1979, Temple went 23-5 overall and 10-0 in the ECC. It marked the third straight season that the Owls were undefeated in the league and won the ECC East Division. A two-and-out showing at the ECC Tournament kept the Owls out of the NCAA Tournament for the first time in five years. Johnson batted .432 and finished his career with a .399 average, which was a program-best when he graduated.

Hallman ended his career with 24 wins, also setting a program record. Three Owls (Filson, Paul Niggebrugge and Johnson) were selected in the MLB Draft.

The 32-game

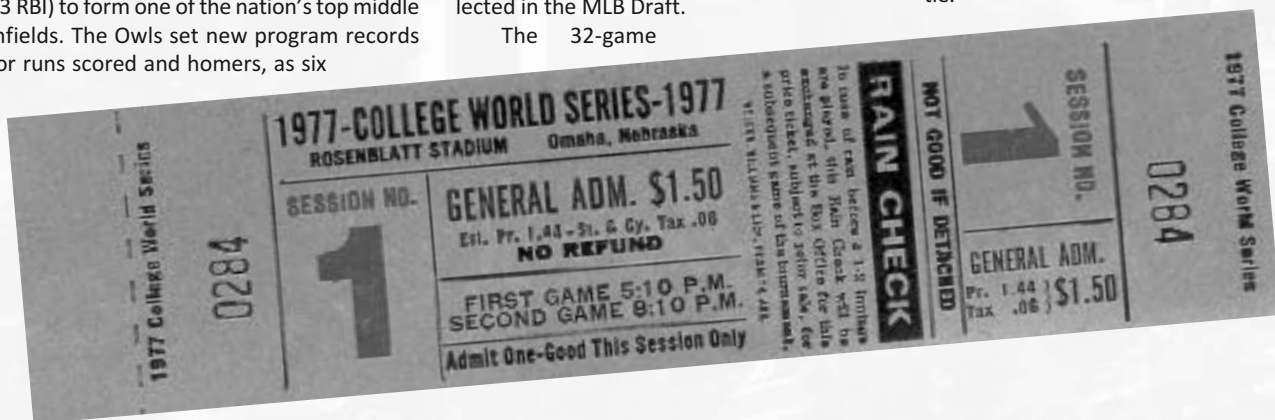
ECC winning streak came to an end in 1980, but Temple still went 26-18 and won the ECC East Division. Delaware kept the Owls out of the NCAA Tournament for the second straight year, but TU returned in 1981 after capturing the ECC title.

Temple won the ECC East in its final season in the conference in 1982 and moved into the Atlantic 10 Conference in 1983. The A-10 quickly learned that the Owls would be a force to be reckoned with, as the newcomers won the conference title in 1983 and 1984 and made trips to the NCAA Tournament. Those teams were led by a trio of Temple Hall of Fame players, two who would go onto careers in the major leagues.

John Marzano, a first round draft pick and member of the gold medal winning U.S. Olympic team in 1984, finished his career with a .413 average, good for tops all-time. An All-American by three different publications in 1984, Marzano batted .448 with 15 home runs and 61 RBI. He finished his career as the all-time leader in batting average, slugging percentage and home runs. Marzano played 10 seasons in the big leagues with Boston and Seattle.

Jeff Manto, who came to Temple as a pitcher, batted .378 in 1984 and .442 with 16 homers and 60 RBI in 1985. He was drafted in the 14th round by the California Angels and played nine seasons in the big leagues.

Bill Mendek was the ace of the 1983 and 1984 Atlantic 10 Championship teams, compiling a 30-11 record and 2.57 ERA during his career. When he graduated, he held five school records (wins, saves, appearances, innings and strikeouts). He was drafted in the ninth round of the 1984 MLB Draft by Seattle.





Skip Wilson had his #6 jersey retired on April 28, 2007. Pictured from left to right are former major leaguers Pete Filson and John Marzano, long-time assistant coach Don Flynn, Wilson, long-time assistant coach John McArdle, Hall of Fame sports information director Al Shrier and former major leaguer Bobby Higginson.

Temple would qualify for the Atlantic 10 Tournament three more times in the 1980s, but did not return to the NCAA Tournament. Another future major leaguer, Bobby Higginson, made his debut in 1989. He earned All-America honors in 1991 (.404, 15 HR, 56 RBI) and 1992 (.405, 11 HR, 50 RBI) and finished his career as the all-time leader in round-trippers (30). Higginson was drafted twice at Temple and went onto a 12-year major league career with the Detroit Tigers.

The Owls made three trips to the A-10 Tournament in the 1990s and had several impressive individual accolades. Rick Martinez set a new school record with 17 homers in 1997, while Peter Moore finished his career as one of the top two-way players in program history. He earned A-10 Pitcher of the Year honors in 1999 and set new school records for saves, appearances, complete games, shutouts, innings pitched and strikeouts. Moore also spent time as a catcher, batting .298 with 130 career hits.

After starting out with a 0-14 record, Temple rebounded to go 27-17 the rest of the way and win the A-10 Tournament in 2001. The Owls returned to the NCAA Tournament for the first time since 1984. Rob Cucinotta broke Higginson's record for career home runs with 31 and signed a free agent contract

with the Boston Red Sox. Bob Filler set the all-time hits record with 234 that same season.

Temple had success in the annual Liberty Bell Classic, an eight-team tournament from the Division I teams in the Philadelphia area. TU won the Liberty Bell Classic title in 1996, 2000 and 2003 at Veterans Stadium and was the runner-up in 2001 and 2002.

The Owls moved to a new home in 2004 on the Temple-Ambler Campus after spending the first 78 years at Erny Field in Mount Airy. Temple defeated University of the Sciences, 6-2, on March 25, 2004 in the opener.

Wilson retired following the 2005 season after 1,034 wins and is the winningest coach in Temple history, regardless of sport. His 46-year tenure was the longest in Division I history when he retired. A three-time District Coach of the Year (1972, 1977, 1978), Wilson was inducted into the Temple, ABCA and Pennsylvania Sports Hall of Fames. The baseball field on the Ambler Campus was named Skip Wilson Field in 2006 and his #6 jersey was retired in 2007.

Rob Valli, who led Gloucester County College

to the 2005 NJCAA Division III National Championship, was named Wilson's successor in the fall of 2005.

In his third season, Valli guided the Owls to their first Atlantic 10 Tournament appearance in six years in 2008. The team also won its most games (27) since 1999 and set a school record with 16 conference victories. After just three more seasons with Temple, Valli reached a milestone, his 300th career win.

ALL-TIME COACHING RECORDS

Coach.....	Years	W	L	T	Pct.
Frank Martin.....	1927	5	12	0	.294
Walter Keating.....	1928-31	39	34	0	.534
Ralph "Pep" Young.....	1932-42	110	85	1	.564
Harold Williams.....	1943	2	1	0	.667
Ernie Messikomer.....	1946	6	2	0	.750
Pete Stevens.....	1947-52	43	49	1	.468
Ernie Casale.....	1953-59	85	48	3	.636
Skip Wilson.....	1960-05	1,034	824	27	.556
Rob Valli.....	2006-2011	112	206	0	.332
Ryan Wheeler.....	2012-Present	37	62	0	.374
Totals.....	1927-2013	1,471	1,323	33	.526



Year-by-Year Results

Year	W	L	T	Pct.	W	L	T	Place	Coach	Postseason
1927	5	12	0	.294					Frank Martin	
1928	10	4	0	.714					Walter Keating	
1929	12	6	0	.667					Walter Keating	
1930	12	10	0	.545					Walter Keating	
1931	5	14	0	.263					Walter Keating	
1932	8	13	0	.615					Ralph "Pep" Young	
1933	9	8	0	.529					Ralph "Pep" Young	
1934	15	8	0	.529					Ralph "Pep" Young	
1935	11	5	1	.676					Ralph "Pep" Young	
1936	7	11	0	.389					Ralph "Pep" Young	
1937	13	7	0	.650					Ralph "Pep" Young	
1938	10	5	0	.667					Ralph "Pep" Young	
1939	6	11	0	.353					Ralph "Pep" Young	
1940	4	10	0	.286					Ralph "Pep" Young	
1941	16	2	0	.889					Ralph "Pep" Young	
1942	11	5	0	.688					Ralph "Pep" Young	
1943	2	1	0	.667					Harold Williams	
1944	Discontinued during World War II									
1945	Discontinued during World War II									
1946	6	2	0	.750					Ernie Messikomer	
1947	6	8	0	.429					Pete Stevens	
1948	9	5	1	.633					Pete Stevens	
1949	9	10	0	.474					Pete Stevens	
1950	8	8	0	.500					Pete Stevens	
1951	4	12	0	.333					Pete Stevens	
1952	7	6	0	.538					Pete Stevens	
1953	11	6	1	.639					Ernie Casale	
1954	8	10	0	.444					Ernie Casale	
1955	14	7	1	.659					Ernie Casale	
1956	11	10	1	.523					Ernie Casale	
1957	16	4	0	.800					Ernie Casale	NCAA Tournament
1958	8	6	0	.571					Ernie Casale	
1959	17	5	0	.772	10	2	0	1st	Ernie Casale	MAC Champions/NCAA Tournament
1960	16	5	0	.762	15	2	0	2nd	Skip Wilson	
1961	6	11	1	.361	5	9	1	11th	Skip Wilson	
1962	13	7	1	.643	4	3	0	5th	Skip Wilson	
1963	20	3	0	.870	10	0	0	1st	Skip Wilson	MAC Champions/NCAA Tournament
1964	15	7	1	.674	4	5	0	—	Skip Wilson	
1965	10	9	2	.523	-	-	-	3rd	Skip Wilson	
1966	20	5	0	.800	7	3	0	2nd	Skip Wilson	
1967	22	10	1	.682	8	6	0	T-3rd	Skip Wilson	
1968	25	6	0	.806	10	3	0	1st	Skip Wilson	MAC Champions/NCAA Tournament
1969	15	11	1	.574	9	7	0	5th	Skip Wilson	
1970	13	12	1	.519	4	6	0	4th	Skip Wilson	
1971	9	18	1	.339	4	8	0	7th	Skip Wilson	
1972	33	15	0	.688	10	1	0	1st	Skip Wilson	MAC Champions/College World Series (3rd Place)
1973	33	11	0	.738	9	2	0	1st	Skip Wilson	MAC Champions/NCAA Tournament
1974	15	18	0	.455	6	4	0	—	Skip Wilson	
1975	32	16	1	.663	11	1	0	1st	Skip Wilson	ECC Champions/NCAA Tournament
1976	37	8	1	.815	8	1	1	1st	Skip Wilson	ECC Champions/NCAA Tournament
1977	34	9	0	.791	9	0	0	1st	Skip Wilson	ECC Champions/College World Series (8th Place)
1978	32	9	1	.774	10	0	0	1st	Skip Wilson	ECC Champions/NCAA Tournament
1979	23	5	0	.810	10	0	0	1st	Skip Wilson	ECC East Division Champions
1980	26	18	0	.591	9	1	0	1st	Skip Wilson	ECC East Division Champions
1981	27	13	1	.671	7	2	0	1st	Skip Wilson	ECC Champions/NCAA Tournament
1982	25	10	0	.714	9	1	0	1st	Skip Wilson	ECC East Division Champions
1983	30	11	0	.732	9	1	0	1st	Skip Wilson	Atlantic 10 Champions/NCAA Tournament
1984	33	14	0	.702	9	2	0	1st	Skip Wilson	Atlantic 10 Champions/NCAA Tournament
1985	34	20	1	.627	9	3	0	1st	Skip Wilson	Atlantic 10 Tournament
1986	30	17	1	.635	8	3	0	2nd	Skip Wilson	Atlantic 10 Tournament
1987	26	20	2	.563	10	5	1	3rd	Skip Wilson	
1988	27	27	0	.500	8	8	0	3rd	Skip Wilson	
1989	28	27	2	.509	11	5	0	2nd	Skip Wilson	Atlantic 10 Tournament
1990	17	31	0	.354	5	11	0	4th	Skip Wilson	
1991	20	24	2	.457	9	7	0	3rd	Skip Wilson	
1992	15	35	0	.300	5	11	0	4th	Skip Wilson	
1993	18	21	0	.462	11	9	0	3rd	Skip Wilson	Atlantic 10 Tournament
1994	18	25	0	.419	9	12	0	6th	Skip Wilson	
1995	16	33	1	.330	9	15	0	7th	Skip Wilson	
1996	28	23	1	.548	12	10	0	2nd	Skip Wilson	Atlantic 10 Tournament
1997	16	31	0	.340	9	12	0	T-3rd	Skip Wilson	
1998	18	28	0	.391	7	11	0	5th	Skip Wilson	
1999	28	28	1	.500	12	9	0	2nd	Skip Wilson	Atlantic 10 Tournament
2000	24	28	3	.464	9	11	1	3rd	Skip Wilson	
2001	27	31	0	.465	15	7	0	3rd	Skip Wilson	Atlantic 10 Champions/NCAA Tournament
2002	22	28	0	.440	11	13	0	2nd	Skip Wilson	Atlantic 10 Tournament
2003	20	27	0	.425	10	14	0	T-4th	Skip Wilson	
2004	23	26	0	.469	10	14	0	T-4th	Skip Wilson	
2005	17	33	0	.340	8	16	0	T-4th	Skip Wilson/John McArdle	
2006	12	41	0	.226	6	19	0	14th	Rob Valli	
2007	18	37	0	.327	9	18	0	T-11th	Rob Valli	
2008	27	29	0	.482	16	11	0	4th	Rob Valli	Atlantic 10 Tournament
2009	17	33	0	.340	11	15	0	T-8th	Rob Valli	
2010	14	37	0	.274	10	17	0	T-11th	Rob Valli	
2011	24	29	0	.453	4	20	0	13th	Rob Valli	
2012	19	34	0	.358	7	14	0	T-11th	Ryan Wheeler	
2013	18	28	0	.391	7	16	0	13	Ryan Wheeler	
Totals	1,471	1,325	33	.526	465	386	4			

Conference Affiliations: 1959-74 Middle Atlantic Conference (59-61 Southern Division, 62-69 University Division, 70-74 University Division East); 1975-82 East Coast Conference (East Section); 1983-13 Atlantic 10 Conference (83-92, 96-00, 02-05 East Division); American Athletic Conference 2014





Record Book

BATTING/FIELDING

Games58 (2001)
At bats2,043 (2007)
Runs448 (1985)
Hits635 (2011)
RBI394 (1985)
Singles456 (2011)
Doubles130 (2011)
Triples32 (1986)
Home runs56 (1978, 1987)
Total bases904 (2011)
Walks351 (1985)
Strikeouts381 (2011)
Hit by pitch60 (2008)
Batting average353 (1977)
Slugging pct.552 (1982)
On-base pct.457 (1985)
Stolen bases173 (1976)
Sacrifice hits89 (1985)
Errors130 (1992)
Fielding percentage967 (1979)

PITCHING

Games58 (2001)
Wins37 (1976)
Losses41 (2006)
Ties3 (2000)
Winning pct.870, 20-3 (1963)
Lowest ERA2.27 (1964)
Highest ERA8.31 (1992)
Complete games21 (1967, 1999)
Shutouts8 (1973)
Saves12 (2008)
Innings pitched489.0 (2008)
Hits625 (2007)
Runs494 (2007)
Walks320 (1995)
Strikeouts364 (2011)
Hit by pitch86 (2007)
Wild pitches79 (2006)
Singles428 (2007)
Doubles137 (2007)
Triples31 (1977, 2006)
Home runs45 (1997, 2007)
Highest opp. avg.334 (1998)
Lowest opp. avg.187 (1963)

LONGEST STREAKS

Winning Streak

- 18 games:
- Mar. 29, 1963—May 15, 1963
- Apr. 6, 1983—May 14, 1983

Home Winning Streak

- 22 games:
- Mar. 20, 1983—Apr. 3, 1984

Unbeaten Streak

- 25 games (24-0-1):
- Mar. 13, 1976—Apr. 24, 1976

Losing Streak

- 15 games:
- May 14, 2000—Mar. 9, 2001

HITTING, SEASON

Batting average457, Les Roos (1968)
Slugging Pct.855, Jeff Manto (1985)
On base Pct.603, Rod Johnson (1979)
Games58, Bob Filler (2001)
Games Started58, Bob Filler (2001)
At bats243, Adrian Perez (2011)
Runs65, Rod Johnson (1978)
Hits86, Ryan Weber (2007)
Singles65, Ryan Weber (2007)
Doubles23, Steve Nikorak (2011)
Triples*13, Cliff Carter (1984)
Home runs17, Rick Martinez (1997)
Total bases147, Jeff Manto (1985)
RBI66, George Clark (1985)
Walks55, Rick Burns (1985)
Hit by pitch14, Sam Sabolchick (2001)
Sacrifice Flies10, Tom Bianco (1996)
Sacrifice Hits16, Bill Moule (1997)
Stolen bases49, Ed Furlong (1976)
Hitting streak25 gms., Mike Burton (4/4-4/28, 1989)
Putouts422, Rob Cucinotta (1999)
Assists186, Joe Kerrigan (1999)


*Also Atlantic 10 Record

HITTING, CAREER

Games216, Bob Filler (1998-01)
At bats821 Byron McKoy (2008-11)
Runs195, H. J. Lopes (1980-83)
Hits264, Byron McKoy (2008-11)
Singles169, Bob Filler (1998-01)
Doubles65, Steve Nikorak (2008-12)
Triples24, Cliff Carter (1981-84)
Home runs31, Rob Cucinotta (1999-03)
Total bases394, Byron McKoy (2008-11)
Extra base hits93, Steve Nikorak (2008-12)
RBI172, Steve Nikorak (2008-12)
Walks136, Mike O'Keefe (1988-91)
Stolen bases88, Mike Palys (1986-89)
Batting avg.413, John Marzano (1982-84)
Slugging Pct.791, Jeff Manto (1983-85)
On base Pct.540, Les Roos (1966-68)



Byron McKoy is the career hits leader (264) at Temple and also owns the career record.



PITCHING, SEASON

Games28, Steve Visnic (2010)
Games Started17, Greg Powell (2001)
Most victories10, Tom Bruck (1989) Bill Mendek (1984) Bob Steele (1977) Jay Hallman (1977)
Most losses10, Carl Majeski (1990)
Winning Pct.1.000, 10-0; Jay Hallman (1977)
Complete games10, Peter Moore (1999)
Shutouts3, Rob Kell (1992) Stephen Hoppel (1993) Andy Meltzer (1988)
Saves10, Arshwin Asjes (2008)
Innings117.0, Peter Moore (1997)
Walks80, Peter Moore (1997)
Strikeouts120, Peter Moore (1997) Bill Mendek (1984)
ERA (40 IP)1.15, Rich Casale (1973)
Scoreless Innings Streak26, Arshwin Asjes Feb. 24-Mar. 31, 2006

PITCHING, CAREER

Games84, Peter Moore (1996-99)
Starts46, Don Martin (1994-97)
Wins30, Bill Mendek (1981-84)
Losses27, Peter Moore (1996-99)
Saves14, Peter Moore (1996-99)
Winning Pct.923, 24-2, Jay Hallman (1976-79)
Complete games26, Peter Moore (1996-99)
Shutouts5, Peter Moore (1996-99) Rob Kell (1990-93)
Innings389.0, Peter Moore (1996-99)
Walks232, Peter Moore (1996-99)
Strikeouts405, Peter Moore (1996-99)
ERA (100 IP)1.74, Larry Cook (1963-65)

Career Hitting Records

BATTING AVERAGE (MIN. 250 AB)

1. John Marzano, 1982-84.....	.4130
2. Jeff Manto, 1983-85.....	.4127
3. Rod Johnson, 1976-79.....	.399
4. Les Roos, 1966-68.....	.395
5. Bobby Higginson, 1989, 91-92.....	.371
6. Pete Dempsey, 1976-78.....	.370
7. Doug Kepple, 1978-81.....	.368
8. Paul Niggebrugge, 1976-79.....	.366
9. Dave Myers, 1979-81.....	.359
10. Darren O'Neill, 1984-87.....	.356

SLUGGING PCT. (MIN. 250 AB)

1. Jeff Manto, 1983-85.....	.778
2. John Marzano, 1982-84.....	.676
3. Bobby Higginson, 1989, 91-92.....	.651
4. Pete Dempsey, 1976-78.....	.636
5. Rick Martinez, 1996-97.....	.633
6. Doug Kepple, 1978-81.....	.621
7. Craig Munroe, 1997-98.....	.611
8. Mike Palys, 1986-89.....	.595
9. Rod Johnson, 1976-79.....	.590
10. Les Roos, 1966-68.....	.578

ON-BASE PCT. (MIN. 250 AB)

1. Les Roos, 1966-68.....	.540
2. Rod Johnson, 1976-79.....	.538
3. Doug Kepple, 1978-81.....	.508
4. Jeff Manto, 1983-85.....	.490
5. Bob Sim, 1986-88.....	.489
6. H.J. Lopes, 1980-83.....	.484
7. Bobby Higginson, 1989, 91-92.....	.477
8. John Marzano, 1982-84.....	.475
9. Alan Roatche, 1973-76.....	.464
Mike Palys, 1986-89.....	.464

GAMES PLAYED

1. Bob Filler, 1998-01.....	216
2. Jamie Abercrombie, 2006-09.....	208
3. Sam Sabolchick, 1999-02.....	204
4. Byron McKoy, 2008-11.....	203
5. Rob Cucinotta, 1999-03.....	201
6. Joe Lyall, 1999-02.....	198
7. Mike Weckenman, 2002-05.....	194
8. Steve Nikorak, 2008-12.....	189
9. Bob Christy, 1987-90.....	187
10. Jeff Roma, 2000-03.....	186

GAMES STARTED

1. Bob Filler, 1998-01.....	215
2. Jamie Abercrombie, 2006-09.....	199
3. Rob Cucinotta, 1999-03.....	197
4. Byron McKoy, 2008-11.....	194
5. Mike Weckenman, 2002-05.....	193
6. Sam Sabolchick, 1999-02.....	183
7. Tom Whalen, 1993-96.....	182
Steve Nikorak, 2008-12.....	182
9. Jeff Roma, 2000-03.....	175
10. Joe Lyall, 1999-02.....	174

AT BATS

1. Byron McKoy, 2008-11.....	821
2. Bob Filler, 1998-01.....	789
3. Jamie Abercrombie, 2006-2009.....	788
4. Steve Nikorak, 2008-12.....	719
5. Rob Cucinotta, 1999-03.....	683
6. Tom Whalen, 1993-96.....	657
Mike Weckenman, 2002-05.....	657
8. Sam Sabolchick, 1999-02.....	654
9. Sean Barksdale, 2007-09.....	642
10. Joe Lyall, 1999-02.....	619

RUNS SCORED

1. H.J. Lopes, 1980-83.....	175
2. Rod Johnson, 1976-79.....	171
3. Byron McKoy.....	164
4. Bob Filler, 1998-01.....	163
5. Mike Palys, 1986-89.....	159
6. Rob Cucinotta, 1999-03.....	156
7. Jim Beck, 1976-78.....	154
8. Darren O'Neill, 1984-87.....	146
9. Cliff Carter, 1981-84.....	143
10. Tom Whalen, 1993-96.....	136

HITS

1. Byron McKoy.....	264
2. Bob Filler, 1998-01.....	234
3. Jamie Abercrombie, 2006-09.....	231
4. Tom Whalen, 1993-96.....	228
Rob Cucinotta, 1999-03.....	228
Steve Nikorak, 2008-2012.....	228
6. Sean Barksdale, 2007-09.....	222
7. Darren O'Neill, 1984-87.....	196
8. H.J. Lopes, 1980-83.....	194
9. Joe Lyall, 1999-02.....	191
10. John Marzano, 1982-84.....	190

DOUBLES

1. Steve Nikorak (2008-12).....	66
2. Tom Whalen, 1993-96.....	54
3. Byron McKoy (2008-11).....	51
4. Mike Weckenman, 2002-05.....	47
Jamie Abercrombie, 2006-09.....	47
6. Bob Filler, 1998-01.....	45
Dan Brady, 2004-07.....	45
8. Mike Palys, 1986-89.....	43
9. Jason Connor, 2002-05.....	42
10. Al Roach, 2001-04.....	41

TRIPLES

1. Cliff Carter, 1981-84.....	24
2. Dave Myers, 1979-81.....	14
Darren O'Neill, 1984-87.....	14
4. H.J. Lopes, 1980-83.....	12
Mike Palys, 1986-89.....	12
Bob Filler, 1998-01.....	12
7. Jim Beck, 1976-78.....	11
Doug Kepple, 1978-81.....	11
9. Mark Santobianco, 1974-77.....	10
Pete Dempsey, 1976-78.....	10
Jeff Manto, 1983-85.....	10

HOME RUNS

1. Rob Cucinotta, 1999-03.....	31
2. Bobby Higginson, 1989, 91-92.....	30
3. Mike Palys, 1986-89.....	27
Pete Colon, 2002-05.....	27
Sean Barksdale, 2007-09.....	27
6. Pete Dempsey, 1976-78.....	25
John Marzano, 1982-84.....	25
8. Doug Kepple, 1978-81.....	24
John Quigley, 2001-04.....	24
10. Rick Martinez, 1996-97.....	23
Byron McKoy, 2008-11.....	23

RUNS BATTED IN

1. Sean Barksdale, 2007-09.....	162
2. Pete Dempsey, 1976-78.....	154
3. John Marzano, 1982-84.....	147
4. Bobby Higginson, 1989, 91-92.....	138
5. Tom Whalen, 1993-96.....	137
Tom Marcin, 1975-77.....	136
7. H.J. Lopes, 1980-83.....	135
8. Steve Nikorak, 2008-12.....	132
9. Rob Cucinotta, 1999-03.....	129
10. Sam Sabolchick, 1999-02.....	128

WALKS

1. H.J. Lopes, 1980-83.....	144
2. Mike O'Keefe, 1988-91.....	136
3. Doug Kepple, 1978-81.....	130
4. Mike Palys, 1986-89.....	126
5. Rod Johnson, 1976-79.....	120
6. Tom Beck, 1973-76.....	115
7. Bob Niggebrugge, 1983-86.....	114
8. Alan Roatche, 1973-76.....	109
9. Stu Drossner, 1982-85.....	108
10. Rick Burns, 1984-87.....	107

STOLEN BASES

1. Tom Beck, 1973-76.....	73
2. Mike Palys, 1986-89.....	69
3. Steve Yost, 1973-75.....	61
4. Byron McKoy, 2008-11.....	57
5. Earle Chew, 1970-73.....	55
Jim Beck, 1976-78.....	55
7. Cliff Carter, 1981-84.....	54
8. Sean Barksdale, 2007-09.....	53
9. Bobby Higginson, 1989, 91-92.....	51
10. Ed Furlong, 1976.....	49



Single Season Hitting Records

BATTING AVERAGE (MIN. 75 AB)

1. Les Roos, 1968	.457
2. John Marzano, 1984	.448
3. Jeff Manto, 1985	.442
4. Rod Johnson, 1978	.439
5. Mike Henderson, 1979	.439
6. Doug Kepple, 1980	.438
7. Rod Johnson, 1979	.432
8. Darren O'Neill, 1985	.412
9. Mike Burton, 1989	.409
Tom Whalen, 1995	.409

SLUGGING PCT. (MIN. 75 AB)

1. Jeff Manto, 1985	.855
2. John Marzano, 1984	.818
3. Bobby Higginson, 1991	.808
4. Rick Martinez, 1997	.806
5. Mike Henderson, 1979	.796
6. Les Roos, 1968	.790
7. Doug Kepple, 1980	.747
8. Derrick Dempsey, 1982	.746
9. John Quigley, 2003	.743
10. Bobby Higginson, 1992	.712

ON-BASE PCT. (MIN. 75 AB)

1. Rod Johnson, 1979	.603
2. Les Roos, 1968	.593
3. Rod Johnson, 1978	.556
4. Doug Kepple, 1981	.555
5. Jeff Manto, 1985	.543
6. Doug Kepple, 1980	.542
7. Stu Drossner, 1983	.534
8. Dean Tomlinson, 1996	.533
9. H.J. Lopes, 1981	.532
10. Bobby Higginson, 1992	.531

GAMES PLAYED

1. Bob Filler, 2001	58
2. Mike O'Keefe, 1989	57
Mike Palys, 1989	57
Bob Filler, 1999	57
Peter Moore, 1999	57
Jim Tully, 2001	57
Mike Jenkins, 2001	57
8. Five tied with	56

GAMES STARTED

1. Bob Filler, 2001	58
2. Peter Moore, 1999	56
Joe Kerrigan, Jr., 1999	56
Bob Filler, 1999	56
Jim Tully, 2001	56
6. Bob Filler, 2000	55
Kyle Sweppenhiser, 2001	55
Ryan Weber, 2007	55
Sean Barksdale, 2008	55
10. Rob Cucinotta, 1999	54
Sam Sabolchick, 2001	54
Stan Orzechowski, 2007	54
Mark Ortega, 2008	54

AT BATS

1. Adrian Perez, 2011	243
2. Stan Orzechowski, 2007	235
3. Ryan Weber, 2007	234
4. Byron McKoy, 2011	230
5. Ryan Ferguson, 2011	225
6. Mike Kelch, 2007	223
7. Steve Nikorak, 2011	220
8. Sean Barksdale, 2007	217
9. Jim Tully, 2001	216
Bob Filler, 2001	216

RUNS SCORED

1. Rod Johnson, 1978	65
2. Mike Palys, 1989	64
3. Darren O'Neill, 1985	63
H.J. Lopes, 1981	63
5. Jim Beck, 1978	57
Stan Orzechowski, 2008	57
7. Jeff Manto, 1985	56
Mike Grieco, 1972	56
9. John Marzano, 1984	55
Jim Tully, 2000	55

HITS

1. Ryan Weber, 2007	86
2. Byron McKoy, 2011	84
3. George Clark, 1985	83
Adrian Perez, 2011	83
5. Darren O'Neill, 1985	82
Stan Orzechowski, 2007	82
7. Joe Kerrigan, Jr., 1999	79
Steve Nikorak, 2011	79
9. Sean Barksdale, 2007, 2009	78
10. Tom Whalen, 1995	76

DOUBLES

1. Steve Nikorak, 2011	23
2. Jamie Abercrombie, 2009	22
3. Adrian Perez, 2011	21
4. Mike Palys, 1989	20
Stan Orzechowski, 2007	20
6. Darren O'Neill, 1985	19
7. Rod Johnson, 1978	18
Tom Whalen, 1995	18
Mike Weckenman, 2005	18
Byron McKoy	18

TRIPLES

1. Cliff Carter, 1984*	13
2. Doug Kepple, 1980	8
3. Les Roos, 1968	7
4. Dave Myers, 1980	6
Dave Myers, 1981	6
Cliff Carter, 1983	6
Jeff Manto, 1984	6
George Clark, 1985	6
Darren O'Neill, 1986	6
Lou Spadaccini, 1994	6

*A-10 Record; Tied-third in NCAA history



Jeff Manto

HOME RUNS

1. Rick Martinez, 1997	17
2. Jeff Manto, 1985	16
3. John Marzano, 1984	15
Bobby Higginson, 1991	15
Sean Barksdale, 2009	15
6. John Quigley, 2003	14
7. Mike Palys, 1989	12
Rob Cucinotta, 2001	12
9. Derrick Dempsey, 1982	11
Bobby Higginson, 1992	11
Pete Colon, 2005	11
Steve Nikorak	11

RUNS BATTED IN

1. George Clark, 1985	66
2. John Marzano, 1984	61
3. Jeff Manto, 1985	60
4. Sean Barksdale, 2007	59
5. Steve Nikorak, 2011	58
6. Bobby Higginson, 1991	56
Rick Martinez, 1997	56
Sean Barksdale, 2009	56
9. Pete Dempsey, 1977	55
10. Jason Connor, 2004	54

WALKS

1. Rick Burns, 1985	55
2. Ed Furlong, 1976	52
3. H.J. Lopes, 1981	51
4. Doug Kepple, 1981	50
5. Tom Beck, 1975	49
6. Mike Palys, 1989	47
Mike O'Keefe, 1991	47
8. Mike O'Keefe, 1989	45
Bobby Higginson, 1992	45
10. Tom Marcin, 1975	44

STOLEN BASES

1. Ed Furlong, 1976	49
2. Mike Palys, 1988	40
3. Tom Beck, 1976	35
4. Steve Yost, 1975	31
5. George Clark, 1985	29
6. Sean Barksdale, 2008	27
7. Steve Yost, 1973	25
Tom Beck, 1975	24
Rick Burns, 1985	24
Bob Helm, 1988	24

150-Hit Club

Name	G	H	Avg.
Byron McKoy (2008-11)	203	264	.322
Bob Filler (1998-01)	216	234	.297
Jamie Abercrombie (2006-09)	208	231	.294
Tom Whalen (1993-96)	183	228	.347
Rob Cucinotta (1999-03)	201	228	.334
Steve Nikorak (2008-12)	189	228	.317
Sean Barksdale (2007-09)	156	222	.346
Darren O'Neill (1984-87)	158	196	.356
H.J. Lopes (1980-83)	150	194	.346
Joe Lyall (1999-02)	198	191	.309
John Marzano (1982-84)	117	190	.413
Bobby Higginson (1989, '91-92)	151	184	.371
Mike Weckenman (2002-05)	194	184	.280
Sam Sabolchick (1999-02)	204	182	.278
Pete Dempsey (1976-78)	128	182	.370
Jim Beck (1976-78)	130	179	.354
Mike Palys (1986-89)	185	177	.324
Jason Connor (2002-05)	163	176	.289
Jim Tully (1999-02)	167	172	.310
Doug Kepple (1978-81)	143	172	.368
Rod Johnson (1976-79)	131	171	.399
Tom Marcin (1975-77)	137	169	.339
Joe Kerrigan, Jr. (1997-99)	148	168	.324
Al Roach (2001-04)	158	166	.319
Paul Niggebrugge (1976-79)	127	164	.366
Jeff Roma (2000-03)	186	163	.291
John Bujnowski (1989-93)	158	163	.295
George Clark (1982-85)	140	163	.350
Cliff Carter (1981-84)	154	163	.348
John Quigley (2001-04)	142	163	.327
Alex Gonzales (1980-83)	128	162	.348
Dan Brady (2004-07)	159	162	.286
Kyle Obal (2007-09)	153	162	.296
Bob Christy (1987-90)	187	161	.310
Kyle Sweppenhiser (1998-01)	179	157	.303
Carmen Del Mastro	158	155	.305
Tom Beck (1973-76)	141	151	.299
Mike Santobianco (1974-77)	160	150	.305



Les Roos batted a program best .457 in 1968 to earn MAC MVP honors.




Rob Cucinotta set a new school record in 2003 with 31 career home runs.


.300 Club

Name	Years	G	AB	H	AVG
John Marzano	1982-84	117	460	190	.4130
Jeff Manto	1983-85	95	315	130	.4127
Rod Johnson	1976-79	131	429	171	.399
Les Roos	1966-68	79	263	104	.395
Bobby Higginson	1989, '91-92	151	496	184	.371
Pete Dempsey	1976-78	128	492	182	.370
Doug Kepple	1978-81	143	467	172	.368
Paul Niggebrugge	1976-79	127	448	164	.366
Dave Myers	1979-81	102	410	147	.359
Darren O'Neill	1984-87	158	551	196	.356
Jim Beck	1976-78	130	506	179	.354
Mike Burton	1986-90	114	308	108	.351
George Clark	1982-85	140	466	163	.350
Cliff Carter	1981-84	154	468	163	.348
Craig Munroe	1997-98	91	296	103	.348
Alex Gonzales	1980-83	128	466	162	.348
Tom Whalen	1993-96	183	657	228	.347
H.J. Lopes	1980-83	150	561	194	.346
Sean Barksdale	2007-09	156	642	222	.346
Jack Don	1972-73	90	314	104	.344
Brian Yoder	1988-89	96	268	92	.343
Rick Martinez	1996-97	98	305	104	.341
Stan Kryzston	1974-75, '77	109	368	125	.340
Tom Marcin	1975-77	137	499	169	.339
Ryan Ferguson	2009-11	117	441	142	.335
Rob Cucinotta	1999-03	201	683	228	.334
Steve Yates	1981-84	147	442	147	.333
Stan Orzechowski	2007-08	107	442	147	.333
Jon Reimel	1994-95	92	329	108	.328
Bob Helm	1985-88	140	405	133	.328
John Quigley	2001-04	142	499	163	.327
Rich DeRafelo	1978-80	112	423	138	.326
Ernie Wright	1970-72	100	334	109	.326
Dave Coyne	1984-87	153	427	139	.326
Mike Palys	1986-89	185	546	176	.324
Joe Kerrigan, Jr.	1997-99	148	519	168	.324
Byron McKoy	2008-11	203	821	264	.322
Rich Swavelly	1993-95	113	366	118	.322
Rich Callahan	1979-82	105	273	88	.322
John Robinson	1977-80	97	293	94	.321
Al Roach	2001-04	158	521	166	.319
Alan Roatche	1973-76	134	425	135	.318
Steve Nikorak	2009-12	189	719	228	.317
Chico Sacchetti	1967-69	90	316	99	.313
Earle Chew	1970-73	119	392	122	.311
Jim Tully	1999-02	167	555	172	.310
Bob Christy	1987-90	187	519	161	.310
Stu Drossner	1982-85	144	426	132	.310
Joe Lyall	1999-02	198	619	191	.309
Derrick Dempsey	1980-83	107	306	94	.307
Rick Burns	1984-87	171	390	119	.305
Mark Santobianco	1974-77	160	492	150	.305
Carmen Del Mastro	2006-09	158	509	155	.305
Bob Niggebrugge	1983-86	168	473	144	.304
Kyle Sweppenhiser	1998-01	179	519	157	.303
Dean Tomlinson	1993-96	168	464	140	.302


Minimum two years and 250 at-bats; Since 1963.



Doug Kepple



Dave Myers



Paul Niggebrugge



NCAA Tournament History

1957

May 24 LafayetteL, 1-5

1959

June 4 Penn StateL, 4-16

1963

May 25 St. John'sL, 0-7

1968

May 31 New York Univ.W, 6-5

June 1 St. John'sL, 0-2

New York Univ.L, 2-5

1972

May 25 Penn StateW, 3-0

May 26 Long Island.....W, 1-0

May 27 Penn StateW, 4-3

College World Series - 3rd place

June 10 Oklahoma (13 inn.).....L, 1-2

June 11 Iowa.....W, 13-9

June 12 ConnecticutW, 7-4

June 14 Arizona StateL, 0-1

1973

May 24 BuffaloL, 0-1

May 26 Seton HallW, 4-2

June 2 BuffaloW, 4-3

Penn StateL, 2-4

1975

May 23 North Carolina State.....W, 4-3

May 24 South CarolinaL, 0-15

North Carolina State.....L, 2-4

1976

May 27 ColumbiaW, 6-2

May 28 MaineL, 3-6

May 29 St. John's.....W, 4-3

Seton HallL, 0-1

1977

May 26 ConnecticutW, 9-7

May 27 Catholic.....W, 10-3

May 28 CornellW, 9-6

May 29 St. John's.....W, 8-6

College World Series - 8th place

June 10 Southern IllinoisL, 5-10

June 11 Clemson.....L, 4-13

1978

May 25 Massachusetts.....W, 5-0

May 26 Holy Cross.....W, 8-7

DelawareW, 12-4

May 27 St. John'sL, 5-8

May 28 St. John'sL, 5-16

1981

May 22 South CarolinaL, 5-16

May 23 James Madison.....L, 2-10

1983

May 28 Harvard.....L, 1-2

May 29 New York Tech.....W, 10-5

May 31 Harvard.....L, 2-3

1984

May 26 Michigan.....L, 3-19

May 27 Central MichiganL, 10-15

2001

May 25 Cal State-Fullerton.....L, 3-17

May 26 Texas Tech.....L, 3-14

DID YOU KNOW?

- In 2000, **BOBBY HIGGINSON ('92)** of the Detroit Tigers enjoyed the best offensive season of his career, posting career and team-high numbers in hits (179), runs (104), home runs (30) and RBI (102) while batting .300 and leading the majors with 19 outfield assists. Higginson finished his career in 2005 with 1,336 hits, 187 home runs and 709 RBI.

- In the major league debut of **JOHN MARZANO ('87)** with the Boston Red Sox, he caught seven-time Cy Young award-winner Roger Clemens on July 31, 1987. Marzano, a 1984 USA Olympic Team member, became the first position player from Temple to make it to the majors since 1962.

- On June 8-9, 1995, **JEFF MANTO ('85)** became the 24th major leaguer to hit home runs in four consecutive official at bats while playing for the Baltimore Orioles. During that stretch, Manto hit five home runs in three days. He is now the hitting coach for the Chicago White Sox after serving two seasons in the same position-- for the Pittsburgh Pirates.

- **ED WADE ('77)** was named a special consultant by the Philadelphia Phillies on December 20, 2011. He previously spent five years (2007-2011) as the general manager of the Houston Astros after serving eight seasons (1998-05) as the general manager of the Philadelphia Phillies after being promoted from assistant general manager.



- In 1992, in his second stint as the Montreal Expos' pitching coach, former Owl **JOE KERRIGAN ('73)** guided the Expos' young pitching staff to the National League's second-lowest ERA (3.25) and second-most saves (49). The Philadelphia native also was the pitching coach and interim manager of the Boston Red Sox and spent two seasons as the pitching coach for the Philadelphia Phillies. He last served as the pitching coach for the Pittsburgh Pirates.

- **JIM HONCHICK ('38)** umpired the 18th Major League All-Star game at Detroit's Briggs Stadium. It was one of five All-Star games for Honochick, the last one of which was in 1966 at St. Louis' Busch Stadium. He also umpired in the 1952 World Series, when the Yankees defeated the Brooklyn Dodgers in seven games. Honochick participated in five other Fall Classics, the last one being in 1972, when Oakland defeated Cincinnati in seven.

- **PETE FILSON ('79)** spent seven years in the major leagues, pitching for the New York Yankees, Minnesota Twins, Chicago White Sox and Kansas City Royals, from 1982-90. His best season came in 1985 with the Twins, when he set career highs in appearances (55), wins (six), innings (118.2) and strikeouts (59). Filson was the pitching coach for the Can-Am League's North Shore Spirit in 2007.



- **STEVE JAVIE ('76)** is in his 21st season as a NBA referee. Highly-regarded around the league, Javie has worked over a dozen NBA Finals games and over 150 playoff games. He also officiated the 1995 NBA All-Star Game. During his time at Temple, Javie went 13-2 as a pitcher with a 4.59 ERA. He also played professionally in the Baltimore Orioles organization.

Career Pitching Records

ERA (MIN. 100 IP)

1. Larry Cook, 1963-65	1.74
2. Larry Sheckman, 1963-64	2.04
3. Hal Wertz, 1966-68	2.19
4. Bob Steele, 1975-77	2.21
5. Charles Bishop, 1963-65	2.25
6. Mike Arace, 1971-74	2.40
7. Bill Mendek, 1981-84	2.57
8. Pete Filson, 1977-79	2.73
9. Ed Molush, 1970-72	2.80
10. Paul Hughes, 1972-73	2.96

FEWEST WALKS/9 INN. GAME (MIN. 100 IP)

1. Tim Foulkrod, 2003-06	2.65
2. Joe Hindelang, 1965-67	3.16
3. Ken Einsig, 1985-88	3.23
4. Doug Bossert, 1995-99	3.27
5. Bob Steele, 1975-77	3.33
6. Phil Gore, 1972-74	3.34
Matt Powell, 2000-03	3.34
8. Mike Caron, 2000-03	3.38
9. Jeff Rugg, 1998-01	3.39
10. Tom Dolan, 2005-08	3.39

STRIKEOUTS/9 INN. GAME (MIN. 100 IP)

1. Larry Sheckman, 1963-64	11.00
2. Charles Bishop, 1963-65	10.94
3. Ted Frett, 1968-70	9.44
4. Peter Moore, 1996-99	9.37
5. Larry Cook, 1963-65	9.32
6. Hal Wertz, 1966-68	9.05
7. Joe Hindelang, 1965-67	8.90
8. Carl Majeski, 1988-91	8.69
9. Bill Mendek, 1981-84	8.62
Tom Bruck, 1986-89	8.62

WINS

1. Bill Mendek, 1981-84	30
2. Rich Danson, 1984-87	25
Peter Moore, 1996-99	25
4. Jay Hallman, 1976-79	24
5. Greg Powell, 1998-01	22
Carl Majeski, 1988-91	22
7. Hal Wertz, 1966-68	20
Pete Filson, 1977-79	20
9. Ed Hayes, 1974-76	19
10. Don Martin, 1994-97	18

SAVES

1. Peter Moore, 1996-99	14
2. Bill Mendek, 1981-84	12
3. Arshwin Asjes, 2006-08	10
4. Jay Hallman, 1976-79	8
5. Pete Filson, 1977-79	7
Amer Abugherir, 1985-87	7
7. Rob Kell, 1990-93	6
Rich Danson, 1984-87	6
9. Brandon Bruno, 1999-02	5
Tim Foulkrod, 2003-06	5
Ryan Kuehn, 2010-Present	5

APPEARANCES

1. Steve Visnic, 2009-13	100
2. Peter Moore, 1996-99	84
3. Greg Powell, 1998-01	81
4. Doug Bossert, 1995-99	75
5. Matt Powell, 2000-03	70
6. Mike Blackburn, 2008-10	67
7. Eric Fritz, 2005-08	65
8. Tim Foulkrod, 2003-06	64
9. Carl Majeski, 1988-91	63
Justin Mendek, 2002-06	63
10. Bill Mendek, 1981-84	62
Ryan Thomas, 2008-10	62

GAMES STARTED

1. Don Martin, 1994-97	46
2. Ben White, 2008-11	44
3. Greg Powell, 1998-01	42
4. Peter Moore, 1996-99	41
Tom Dolan, 2005-08	41
6. Doug Bossert, 1995-99	39
7. Rob Kell, 1990-93	37
Justin Mendek, 2002-06	37
9. Stephen Hoppel, 1992-96	35
Carl Majeski, 1988-91	35
Mike Caron, 2000-03	35

COMPLETE GAMES

1. Peter Moore, 1996-99	26
2. Hal Wertz, 1966-68	18
3. Don Martin, 1994-97	17
Doug Bossert, 1995-99	17
5. Stephen Hoppel, 1992-96	16
6. Greg Powell, 1998-01	14
Rob Kell, 1990-93	14
8. Joe Hindelang, 1965-67	13
Bill Mendek, 1981-84	13
Ed Hayes, 1974-76	13



Rich Danson is second all-time in wins (25) and sixth in saves (six).

SHUTOUTS

1. Peter Moore, 1996-99	5
Rob Kell, 1990-93	5
3. Andy Meltzer, 1985-88	4
Carl Majeski, 1988-91	4
5. Pete Filson, 1977-79	3
Stephen Hoppel, 1992-96	3
7. Six tied with	2

INNINGS PITCHED

1. Peter Moore, 1996-99	389.0
2. Greg Powell, 1998-01	312.2
3. Doug Bossert, 1995-99	310.2
4. Bill Mendek, 1981-84	301.2
5. Don Martin, 1994-97	299.0
6. Ben White, 2008-11	298.2
7. Matt Powell, 2000-03	261.1
8. Carl Majeski, 1988-91	260.0
9. Tom Dolan, 2005-08	249.1
10. Tim Foulkrod, 2003-06	248.1

STRIKEOUTS

1. Peter Moore, 1996-99	405
2. Bill Mendek, 1981-84	289
3. Ben White (2008-11)	272
4. Carl Majeski, 1988-91	251
5. Hal Wertz, 1966-68	231
6. Pete Filson, 1977-79	224
7. Don Martin, 1994-97	219
8. Greg Powell, 1998-01	218
9. Rob Kell, 1990-93	203
10. Joe Hindelang, 1965-67	200



Carl Majeski won 22 games and struck out 251 batters during his career at Temple.



Single Season Pitching Records

ERA (MIN. 40 IP)

1. Rich Casale, 1973.....	1.15
2. Art Saft, 1967.....	1.26
3. Bill Mendek, 1982.....	1.36
4. Dan Slick, 1976.....	1.44
5. Bob Steele, 1976.....	1.47
6. Larry Cook, 1965.....	1.68
7. Paul Hughes, 1973.....	1.73
8. John Gardner, 1968.....	1.76
Mike Arace, 1972.....	1.76
10. Larry Sheckman, 1963.....	1.79

FEWEST WALKS/9 INN. GAME (MIN. 40 IP)

1. Chris Gies, 1988.....	1.60
2. Alan Birnbra, 2001.....	1.62
3. Steve Visnic, 2011.....	1.76
4. Eric Peterson, 2013.....	1.82
5. Joe Hindelang, 1967.....	1.89
6. Dan Slick, 1976.....	2.01
7. Steve Nikorak, 2010.....	2.15
8. Phil Gore, 1972.....	2.21
9. Mike Caron, 2002.....	2.26
10. Tom Dolan, 2007.....	2.29

STRIKEOUTS/9 INN GAME (MIN. 40 IP)

1. Frank Bishop, 1963.....	13.29
2. Larry Sheckman, 1964.....	11.94
3. Bill Mendek, 1984.....	11.65
4. Pete Filson, 1979.....	11.55
5. Peter Moore, 1998.....	11.51
6. Charles Bishop, 1965.....	11.26
7. Larry Cook, 1965.....	10.77
8. Barry Olshin, 1963.....	10.76
9. Rob Kell, 1993.....	10.46
10. Ted Frett, 1969.....	10.17

WINS

1. Jay Hallman (10-0), 1977.....	10
Bob Steele (10-2), 1977.....	10
Tom Bruck (10-3), 1989.....	10
Bill Mendek (10-4), 1984.....	10
5. Rich Danson (9-1), 1986.....	9
Carl Majeski (9-1), 1989.....	9
Hal Wertz (9-2), 1968.....	9
Doug Bossert (9-7), 1999.....	9
9. 12 tied with.....	8

SAVES

1. Arshwin Asjes, 2008.....	10
2. Peter Moore, 1999.....	8
3. Jay Hallman, 1976.....	6
4. Bill Mendek, 1983.....	5
Ryan Kuehn, 2013.....	5
6. Bill Mendek, 1984.....	4
Rich Danson, 1986.....	4
Amer Abugherir, 1986.....	4
Ryan Weber, 2007.....	4
10. 10 tied with.....	3

APPEARANCES

1. Steve Visnic, 2010.....	28
2. Ryan Thomas, 2008.....	27
Steve Visnic, 2011.....	27
Steve Visnic, 2012.....	27
5. Matt Blackburn, 2007.....	26
Kyle Monahan, 2007.....	26
Arshwin Asjes, 2008.....	26
8. Mike Wiecezorek, 1991.....	25
Jordan Cannon, 2009.....	25
Matt Blackburn, 2009.....	25

GAMES STARTED

1. Greg Powell, 2001.....	17
2. Doug Bossert, 1999.....	15
3. Joe Schaal, 1989.....	14
Matt Mongiardini, 2008.....	14
Ben White, 2010.....	14
Ben White, 2011.....	14
Brant Norlander, 2011.....	14
Matt Hockenberry, 2012.....	14
9. Harry Daut, 1987.....	13
Don Martin, 1997.....	13
Doug Bossert, 1998.....	13
Arshwin Asjes, 2006.....	13
Arshwin Asjes, 2007.....	13
Tom Dolan, 2007.....	13
Tom Dolan, 2008.....	13
Ben White, 2009.....	13
Patrick Peterson, 2012.....	13

COMPLETE GAMES

1. Peter Moore, 1999.....	10
2. Hal Wertz, 1967.....	9
Hal Wertz, 1968.....	9
4. Tom Carpenter, 1975.....	8
Ed Kovatch, 1985.....	8
Rob Kell, 1992.....	8
Don Martin, 1996.....	8
Doug Bossert, 1999.....	8
Greg Powell, 2001.....	8
10. Six tied with.....	7

SHUTOUTS

1. Andy Meltzer, 1988.....	3
Rob Kell, 1992.....	3
Stephen Hoppel, 1993.....	3
4. Nine tied with.....	2

INNINGS PITCHED


1. Peter Moore, 1997.....	117.0
2. Bob Steele, 1977.....	109.2
3. Greg Powell, 2001.....	105.0
4. Doug Bossert, 1999.....	104.0
5. Ed Molush, 1972.....	102.2
6. Pete Filson, 1978.....	101.1
7. Ben White, 2011.....	98.2
8. Tom Bruck, 1989.....	94.1
9. Peter Moore, 1999.....	93.2
10. Bill Mendek, 1984.....	92.2

STRIKEOUTS

1. Bill Mendek, 1984.....	120
Peter Moore, 1997.....	120
3. Peter Moore, 1998.....	110
4. Peter Moore, 1999.....	103
5. Larry Sheckman, 1964.....	96
6. Pete Filson, 1979.....	95
7. Ben White, 2010.....	94
8. Hal Wertz, 1967.....	93
Ted Frett, 1969.....	93
Tom Bruck, 1989.....	93

NO-HITTERS

Steve Loden, March 8, 1982	vs. Detroit (5-0)
Glenn Hodges, April 20, 1976	vs. West Chester (4-0)
Charlie Bishop, May 22, 1965	vs. Philadelphia Textile (2-0)
Knute Albrecht, April 6, 1962	vs. Elizabethtown (8-1)



Jay Hallman went 10-0 as a sophomore and ended his career with a 24-2 record. He was inducted into the Temple Athletics Hall of Fame in 2007.



Steve Javie went 13-2 during his pitching career at Temple (1974-76). He is currently a highly-regarded NBA referee.

Season-by-Season Leaders—Hitting

BATTING AVG

1963	.360	Steve Kolinsky	1963	24	S. Kolinsky/S. Ostaszewski	1964	1	Six players
1964	.345	Steve Kolinsky	1964	28	Steve Kolinsky	1965	2	Jim Walker
1965	.312	Ron Lewis	1965	15	Jim Walker	1966	5	Ron Lewis
1966	.393	Ron Lewis	1966	33	Les Roos	1967	8	Jesse Hodges
1967	.387	Jesse Hodges	1967	33	Les Roos	1968	5	Rod Clabo
1968	.457	Les Roos	1968	44	Les Roos	1969	3	Bob Aglira
1969	.350	Bob Aglira	1969	26	Bob Marsh	1970	2	Mike Grieco
1970	.367	Ernie Wright	1970	26	Marty Pfenninger	1971	2	Ernie Wright
1971	.355	Earle Chew	1971	24	Mike Grieco	1972	5	Earle Chew
1972	.346	Ernie Wright	1972	56	Mike Grieco	1973	4	Earle Chew
1973	.376	Jack Don	1973	37	Earle Chew	1974	4	Stan Krzyston
1974	.367	Alan Roatche	1974	25	Tom Beck	1975	5	Tom Marcin/Alan Roatche
1975	.326	Tom Beck	1975	47	Steve Yost	1976	8	Pete Dempsey
1976	.384	Pete Dempsey	1976	48	Alan Roatche	1977	10	Pete Dempsey
1977	.404	Pete Dempsey	1977	52	Jim Beck	1978	9	Jim Beck
1978	.439	Rod Johnson	1978	65	Rod Johnson	1979	7	Mike Henderson
1979	.439	Mike Henderson	1979	46	Rod Johnson	1980	7	Doug Kepple/Rich DeRafelo
1980	.438	Doug Kepple	1980	51	Dave Myers	1981	6	Doug Kepple
1981	.377	Doug Kepple	1981	63	H.J. Lopes	1982	11	Derrick Dempsey
1982	.393	John Marzano	1982	42	Derrick Dempsey	1983	5	Four players
1983	.398	John Marzano	1983	41	Cliff Carter	1984	15	John Marzano
1984	.448	John Marzano	1984	55	John Marzano	1985	16	Jeff Manto
1985	.442	Jeff Manto	1985	63	Darren O'Neill	1986	7	Rick Burns
1986	.384	Bob Niggebrugge	1986	42	Mike McDowell	1987	10	Rick Burns
1987	.371	Dave Coyne	1987	43	Darren O'Neill	1988	6	Mike Palys
1988	.366	Bob Helm	1988	50	Mike Palys	1989	12	Mike Palys
1989	.409	Mike Burton	1989	64	Mike Palys	1990	6	Bob Christy
1990	.326	Mike Burton	1990	40	Dave Haller	1991	15	Bob Higginson
1991	.404	Bob Higginson	1991	41	Bob Higginson	1992	11	Bob Higginson
1992	.405	Bob Higginson	1992	42	Bob Higginson	1993	6	John Bujnowski
1993	.329	John Bujnowski	1993	30	Gaeton Lucibello	1994	10	Rod Schenk
1994	.390	Rich Swavelly	1994	35	Dean Tomlinson	1995	10	Rod Schenk
1995	.409	Tom Whalen	1995	43	Tom Whalen	1996	10	Mike Gancasz
1996	.395	Dean Tomlinson	1996	41	D. Tomlinson/M. Gancasz	1997	17	Rick Martinez
1997	.389	Rick Martinez	1997	39	Rick Martinez	1998	10	Craig Munroe
1998	.351	Craig Munroe	1998	44	Joe Kerrigan, Jr.	1999	3	Peter Moore/Sam Sabolchick
1999	.387	Joe Kerrigan, Jr.	1999	47	Bob Filler	2000	9	Rob Cucinotta
2000	.379	Rob Cucinotta	1999	47	Bob Filler	2001	12	Rob Cucinotta
2001	.358	Kyle Sweppenheiser	2000	55	Jim Tully	2002	6	John Quigley
2002	.355	Joe Lyall	2001	53	Bob Filler	2003	14	John Quigley
2003	.361	John Quigley	2002	39	Joe Lyall	2004	8	Jason Connor/Pete Colon
2004	.385	Al Roach	2003	41	Rob Cucinotta	2005	11	Pete Colon
2005	.307	Jason Connor	2004	47	Al Roach	2006	7	Dan Brady
2006	.310	Dan Brady	2005	34	Pete Colon	2007	9	Dan Brady
2007	.368	Ryan Weber	2006	33	Dan Brady	2008	7	Stan Orzechowski
2008	.352	Byron McKoy	2007	52	Stan Orzechowski	2009	15	Sean Barksdale
2009	.373	Lenny Del Grippo	2008	57	Stan Orzechowski	2010	6	Byron McKoy
2010	.328	Ryan Ferguson	2009	53	Sean Barksdale	2011	11	Steve Nikorak
2011	.365	Byron McKoy	2010	39	Jabair Khan	2012	7	Steve Nikorak
2012	.304	Foster Dunigan	2011	56	Steve Nikorak	2013	2	Four Players Tied With
2013	.345	Henry Knabe	2012	46	Steve Nikorak			
			2013	31	Jordan Queja			

RUNS SCORED


RUNS BATTED IN

HOME RUNS

1963 5Steve Kolinsky



Mike Burton



Tom Beck



Tom Marcin



Pete Colon



Season-by-Season Leaders—Pitching

EARNED RUN AVERAGE


1963	1.79	Larry Sheckman	1963	55.1	Larry Sheckman	1964	5	Larry Cook
1964	1.94	Larry Cook	1964	72.1	Larry Sheckman	1965	7	Joe Hindelang
1965	1.68	Larry Cook	1965	66.1	Charles Bishop	1966	8	Joe Hindelang
1966	2.43	Joe Hindelang	1966	74.0	Joe Hindelang	1967	8	Hal Wertz
1967	1.26	Art Saft	1967	90.1	Joe Hindelang	1968	9	Hal Wertz
1968	1.76	John Gardner	1968	89.2	Hal Wertz	1969	8	Ted Frett
1969	3.06	Ted Frett	1969	82.1	Ted Frett	1970	4	Jack Kindregan
1970	4.06	Jack Kindregan	1970	62.0	Jack Kindregan	1971	3	Ed Molush
1971	2.70	Ed Molush	1971	53.1	Ed Molush	1972	7	Mike Arace/Ed Molush
1972	1.76	Mike Arace	1972	102.2	Ed Molush	1973	8	Rich Casale
1973	1.15	Rich Casale	1973	78.0	Paul Hughes	1974	5	Tom Carpenter
1974	2.49	Tom Carpenter	1974	47.0	Tom Carpenter	1975	8	Tom Carpenter
1975	2.75	Dave Finch	1975	90.2	Ed Hayes	1976	8	Ed Hayes
1976	1.44	Dan Slick	1976	77.2	Ed Hayes	1977	10	Bob Steele/Jay Hallman
1977	2.54	Bob Steele	1977	109.2	Bob Steele	1978	8	Pete Filson
1978	1.87	Pete Filson	1978	101.1	Pete Filson	1979	7	Pete Filson
1979	3.41	Pete Filson	1979	74.0	Pete Filson	1980	7	Tom Williams
1980	3.12	Gary Enoch	1980	71.2	Tom Williams	1981	5	Bill Mendek/Mark Moriarty
1981	3.45	Bill Mendek	1981	70.1	Bill Mendek	1982	7	Bill Mendek
1982	1.36	Bill Mendek	1982	73.0	Bill Mendek	1983	8	Bill Mendek
1983	2.86	Dennis McLane	1983	66.0	Dennis McLane	1984	10	Bill Mendek
1984	2.25	Ed Kovatch	1984	92.2	Bill Mendek	1985	8	Ed Kovatch
1985	3.95	Amer Abugherir	1985	90.0	Ed Kovatch	1986	9	Rich Danson
1986	3.65	Amer Abugherir	1986	56.0	Harry Daut	1987	7	Rich Danson
1987	3.62	Rich Danson	1987	77.0	Rich Danson	1988	6	Andy Meltzer
1988	1.93	Joe Schaal	1988	56.1	Chris Gies	1989	10	Tom Bruck
1989	2.48	Tom Bruck	1989	94.1	Tom Bruck	1990	5	David Rovine/Todd Miller
1990	2.64	Todd Miller	1990	57.2	Carl Majeski	1991	6	Carl Majeski
1991	3.07	David Rovine	1991	82.2	Carl Majeski	1992	5	Rob Kell
1992	4.09	Rob Kell	1992	77.0	Rob Kell	1993	7	Stephen Hoppel
1993	2.71	Stephen Hoppel	1993	76.1	Stephen Hoppel	1994	5	Byron Kauffman
1994	5.00	Frank Rauscher	1994	63.0	Frank Rauscher	1995	5	Don Martin/Stephen Hoppel
1995	3.41	Stephen Hoppel	1995	82.0	Don Martin	1996	8	Peter Moore
1996	2.06	Don Martin	1996	92.1	Peter Moore	1997	7	Peter Moore
1997	4.31	Peter Moore	1997	117.0	Peter Moore	1998	5	Peter Moore
1998	5.86	Peter Moore	1998	86.0	Peter Moore	1999	9	Doug Bossert
1999	2.50	Peter Moore	1999	104.0	Doug Bossert	2000	6	Greg Powell
2000	4.22	Jeff Rugg	2000	87.1	Greg Powell	2001	8	Jeff Rugg
2001	4.20	Brandon Bruno	2001	105.0	Greg Powell	2002	6	Matt Powell
2002	3.24	Mike Caron	2002	91.2	Mike Caron	2003	7	Mike Caron
2003	4.86	Mike Caron	2003	76.0	Mike Caron	2004	8	Chris Kurtz
2004	5.58	Tim Foulkrod	2004	80.0	Chris Kurtz	2005	6	Tim Foulkrod
2005	3.46	Tim Foulkrod	2005	91.0	Tim Foulkrod	2006	5	Arshwin Asjes
2006	4.14	Justin Mendek	2006	74.0	Arshwin Asjes	2007	6	Tom Dolan
2007	3.96	Tom Dolan	2007	86.1	Tom Dolan	2008	6	Matt Mongiardini
2008	3.59	Matt Mongiardini	2008	80.1	Matt Mongiardini	2009	4	Ryan Thomas
2009	5.03	Ryan Thomas	2009	72.1	Ben White	2010	4	Ben White
2010	4.21	Ryan Thomas	2010	91.1	Ben White	2011	5	Ben White
2011	2.76	Jimmy Devine	2011	98.2	Ben White	2012	5	Matt Hockenberry
2012	2.68	Steve Visnic	2012	84.2	Patrick Peterson	2013	6	Eric Peterson
2013	2.21	Ryan Kuehn	2013	74.1	Eric Peterson			

STRIKEOUTS


1963 64.....Frank Bishop

WINS

1963 6..... Larry Sheckman
1964 5.... Larry Sheckman/Larry Cook



Tom Dolan



Ed Molush



Greg Powell



Matt Powell

ALL-ATLANTIC 10

- 1985 Ed Kovatch, P1st
- Darren O'Neil, 3B1st
- George Clark, OF1st
- Jeff Manto, OF1st
- 1987 Pat Tronoski, SS1st
- 1988 Bob Helm, OF1st
- 1989 Carl Majeski, P1st
- Mike Palys, OF1st
- 1991 Bobby Higginson, OF1st
- Carl Majeski, P2nd
- 1992 Bobby Higginson, OF1st
- Rob Kell, P2nd
- 1993 Steve Hoppel, P1st
- John Bujnowski, 1B1st
- Rob Kell, P2nd
- 1994 Rod Schenk, DH1st
- Tom Whalen, 3B2nd
- 1995 Tom Whalen, 3B1st
- Steve Hoppel, P2nd
- Rich Swavley, OF2nd
- 1996 Don Martin, P1st
- Tom Whalen, 3B2nd
- 1997 Rick Martinez, 1B1st
- Rich Swavley, OF2nd
- 1998 Craig Munroe, 1B2nd
- 1999 Peter Moore, P1st
- Joe Kerrigan, SS1st
- 2000 Rob Cucinotta, 1B1st
- Jim Tully, 2B2nd
- Kyle Sweppenhiser, DH2nd
- 2001 Kyle Sweppenhiser, 3B1st
- Greg Powell, P1st
- 2002 John Quigley, OF2nd
- 2003 John Quigley, OF2nd
- 2004 Al Roach, OF1st
- 2006 Dan Brady, 3B1st
- 2007 Sean Barksdale, OF1st
- Ryan Weber, SS2nd
- 2008 Byron McKoy, DH2nd
- Arshwin Asjes, PHM
- 2009 Sean Barksdale, OF1st
- 2011 Steve Nikorak, 3B2nd
- 2012 Steve Nikorak, 3B1st
- Patrick Peterson, PRookie

**ATLANTIC 10
PITCHER OF THE YEAR**

- 1999 Peter Moore

**ATLANTIC 10
COACH OF THE YEAR**

- 1989 Skip Wilson
- 2001 Skip Wilson

**ATLANTIC 10
ALL-TOURNAMENT**

- 1989 Mike Palys, OF (MVP)
- 2001 Kyle Sweppenhiser, 3B (MVP)
- Rob Cucinotta, 1B
- Joe Lyall, OF
- Greg Powell, P
- Jim Tully, SS
- 2002 Mike Weckenman, 3B
- 2008 Mike Mongiardini, P
- Stan Orzechowski, OF

**ATLANTIC 10 TOURNAMENT
MOST OUTSTANDING
PITCHER**

- 1985 Harry Daut
- 1993 Steve Hoppel

**DISTRICT
COACH OF THE YEAR**

- 1972 Skip Wilson
- 1977 Skip Wilson
- 1978 Skip Wilson

**ACADEMIC
ALL-ATLANTIC 10**

- 1988 Mike McDowell
- 1989 Mike Palys
- 1994 Tom Bianco
- Tom Whalen
- 1995 Tom Bianco
- Rod Schenk
- Tom Whalen
- 1996 Tom Bianco
- Tom Whalen
- 1998 Peter Moore
- Craig Munroe
- 1999 Peter Moore
- 2011 Ryan Ferguson

**ATLANTIC 10
PLAYER OF THE WEEK**



Tom Whalen is the only three-time All-Atlantic 10 and Academic All-Atlantic 10 pick.

- 1983 John Marzano4/4, 4/25
- Bill Mendek (P)4/11, 4/25
- Bob Devlin (P)5/2
- 1984 Bill Mendek (P)4/2
- 1985 George Clark4/8
- 1986 Rich Danson (P)3/31
- Bob Niggebrugge5/5
- 1987 Rick Burns4/13
- 1988 Carl Majeski (P)4/25
- 1989 Tom Bruck (P)4/3, 5/1
- Carl Majeski (P)4/10, 4/24
- Mike Palys5/1
- Todd Miller4/9
- 1990 Bobby Higginson4/15, 4/22
- 1991 Clay White3/29
- 1992 Rob Kell (P)4/12
- 1993 Steve Hoppel (P)4/4
- 1997 Rick Martinez5/5
- Peter Moore (P)5/12
- 1999 Peter Moore (P)4/12
- 2000 Greg Powell (P)4/9
- 2001 Rob Cucinotta3/26
- Greg Powell (P) 4/2, 4/23, 5/14
- Jeff Rugg (P)4/16
- 2002 John Quigley4/8
- Mike Caron (P)4/22
- 2003 Rob Cucinotta3/3
- Chris Kurtz (P)4/7
- Mike Caron (P)5/12
- 2004 Al Roach4/5
- Chris Kurtz (P)5/24
- 2005 Tim Foulkrod (P)3/14
- 2006 Tom Dolan (P)3/20
- 2007 Matt Mongiardini (P)4/30
- Sean Barksdale5/21
- 2008 Matt Mongiardini (P) 3/3, 5/12
- Steve Nikorak (P)5/19
- 2009 Carmen Del Mastro (2B) 3/30
- 2010 Ryan Ferguson (C)5/10
- 2011 Steve Nikorak (3B)3/21
- 2012 Steve Nikorak (3B)3/12
- Matt Elko (1B)5/14**
- 2013 Nick Lustrino2/26
- Eric Peterson4/11

(P) represents Pitcher of the Week

**ATLANTIC 10
ROOKIE OF THE WEEK**

- 1998 Bob Filler3/23
- 1999 Jim Tully3/8
- 2005 Eric Fritz3/21
- Frank Nunan4/25
- Tom Dolan5/16
- 2007 Matt Heltz4/9
- 2008 Byron McKoy4/21
- Steve Nikorak5/19
- 2012 Patrick Peterson3/26
- 2013 Jimmy Kerrigan4/15

**COSIDA ACADEMIC
ALL-AMERICA**

- 1973 Jack Don1st

**ALL-MIDDLE ATLANTIC CONFERENCE
(UNIVERSITY DIVISION)**

- 1966 Rod Clabo, OF1st
- Hal Werntz, P1st
- Ron Lewis, 1B2nd
- Bob Vivian, C2nd
- 1973 Joe Hindelang, PHM
- Jesse Hodges, 3BHM
- 1967 Joe Hindelang, P1st
- Jesse Hodges, 3B1st
- Les Roos, SS2nd
- 1968 Chico Sacchetti, 2B1st
- Les Roos, SS1st
- Hal Werntz, P1st
- 1969 Bob Aglira, OF1st
- Ted Frett, P1st
- Chico Sacchetti, 2B1st
- 1970 Mike Feite, 2B1st
- Mike Grieco, OF1st
- 1971 Earle Chew, OF1st
- 1972 Earle Chew, OF1st
- Jack Don, 3B1st
- Ed Molush, P1st
- Mike AraceHM
- Ernie WrightHM
- 1973 Earle Chew, OF1st
- Jack Don, C1st
- Paul Hughes, P1st
- Mark Lechner, 3B1st
- Dave Thornton, 1B1st
- Bob Weidinger, SS1st

**MIDDLE ATLANTIC CONFERENCE
MOST VALUABLE PLAYER**

- 1967 Jesse Hodges, 3B
- 1968 Les Roos, SS
- 1972 Earle Chew, OF
- 1973 Jack Don, C

ALL-EAST COAST CONFERENCE (EAST DIVISION)

- 1975 Tom Beck, 2B1st
- Tom Carpenter, P1st
- Ed Hayes, P1st
- Tom Marcin, C1st
- John Sandoz, SS1st
- Steve Yost, OF1st
- 1976 Ed Furlong, P1st
- 1977 Jim Beck, 1B1st
- Pete Dempsey, SS1st
- Tom Marcin, C1st
- Bob Steele, P1st
- Mark Santobianoco, OF2nd
- 1978 Jim Beck, 1B1st
- Pete Dempsey, SS1st
- Pete Filson, P1st
- Rod Johnson, 2B1st
- Paul Niggebrugge, OF1st
- Rich DeRafelo, C2nd
- 1979 Pete Filson, P1st
- Mike Henderson, 1B1st
- Rod Johnson, 2B1st
- Paul Niggebrugge, OF1st
- 1980 Rich DeRafelo, C1st
- Doug Kepple, DH1st
- HJ Lopes, 3B1st
- Dave Myers, SS1st
- John Robinson, OF1st
- Tom Williams, P1st
- 1981 HJ Lopes, 3B1st
- Bill Mendek, P1st
- Dave Myers, SS1st
- Doug Kepple, OF1st
- Gene Wisnewski1st
- Bill Zitomer1st
- 1982 Rob Eller1st
- Derek Dempsey, SS1st
- HJ Lopes, 3B1st
- John Marzano, C1st
- Bill Mendek, P1st

**EAST COAST CONFERENCE
MOST VALUABLE PLAYER**

- 1975 Tom Carpenter, P





All-Americans



Bill "Pickles" Kennedy—1959 ABCA Third Team

All-American in both basketball and baseball...Batted .414 as a centerfielder during junior year...Inducted into the Temple Hall of Fame in 1975...Finished his basketball career with 1,468 points, good for fourth all-time when he graduated...Signed as a free agent with the Pittsburgh Pirates...Also drafted in the second round of the 1960 NBA Draft by the Philadelphia Warriors.



Jesse Hodges—1967 ABCA First Team

Batted .387 with eight homeruns and 36 RBI in 28 games as a senior for Skip Wilson...Led team to 22-10-1 record...Signed a free agent contract with the New York Yankees in 1967 and spent one year in their farm system...Owns three master's degrees from Temple and is currently a professor at Montgomery County Community College.



Rod Johnson—1978 ABCA Second Team

As a junior, batted .439 with 18 doubles, six homeruns, 34 RBI and 16 stolen bases...Also named ECC Player of the Year and All-East in 1978...Led Temple to three ECC Championships and NCAA Tournament appearances, including the College World Series in 1977...His career average of .399 is third all-time at Temple...Also is second all-time in on-base pct. (.538) and runs (171)...Selected in the 35th round of the 1979 MLB Draft by Cincinnati...Currently an assistant baseball coach



John Marzano—1984 Baseball America First Team/Sporting News First Team/ABCA Third Team

Batted .448 with 15 homeruns and 61 RBI as a junior to lead Temple to its second straight Atlantic 10 Championship and NCAA Tournament appearance...His .413 career average is tops all-time at TU...Won a gold medal as a member of the 1984 U.S. Olympic Team...Was the 14th overall pick in the 1984 MLB Draft by the Boston Red Sox...Played ten seasons in the majors with Boston, Texas and Seattle.



Bobby Higginson—1991 ABCA Second Team/1992 ABCA Third Team

In 1991, hit .404 with 15 homeruns, 56 RBI and 16 steals and followed with a .405, 11 HR, 50 RBI, 23 SB performance in 1992...Is second all-time at Temple in homeruns (30) despite only playing three seasons...Drafted twice at TU, in the 18th round by Philadelphia in 1991 and in the 12th round by Detroit in 1992...Spent 12 seasons with the Tigers, compiling 1,336 hits and 187 homers in the big leagues...Best year came in 2000 with career-highs in homers (30) and RBI (102).

Temple Baseball Hall of Fame



Fred Barlow, 3B
1947-50



Bill Bernardo, OF
1947-50



Jack Bonner, INF
1928-31




Jimmy Brown, INF
1933-35



Ernie Casale, Coach
1953-59



Pete Dempsey, SS
1976-78



Lefty Didriksen, OF
1953-55



Tony Dougal, P
1928-31




Don Flynn, P/Coach
1958-60




John Granozio, 3B
1956-58



Jay Hallman, P
1976-79



Jim Honochick, OF
1936-38



Rod Johnson, 2B
1976-79



Bill Kennedy, OF
1957-60



Jeff Manto, INF
1983-85



John Marzano, C
1982-84



Bill Mendek, P
1981-84



Peter Moore, P
1996-99



Angelo Musi, INF
1941-42



George Nemchick, INF
1939-41



Len Oliver, OF
1953-55



George Patton, OF
1932-35



Bob Peffle, OF
1967-69



Phil Slosburg, OF
1946-48




Andy Tomasic, P
1939-41



Grover Wearing,
INF 1928-30



Leon Whittock, C
1930-32



Skip Wilson, Coach
1960-05


Owls in the Major Leagues

Name, Position, Team.....Years

Elmer Burkart, RHP	Philadelphia Phillies1936-39
Pete Filson, LHP	Minnesota Twins1982-86
	Chicago White Sox1986
	New York Yankees1987
	Kansas City Royals1990
Dick Gernert, 1B	Boston Red Sox1952-59
	Chicago Cubs1960
	Detroit Tigers1960-61
	Cincinnati Reds1961
	Houston Colt .45s1962
Purnal Goldy, C	Detroit Tigers1962-63
Bobby Higginson, OF	Detroit Tigers1995-05
Joe Kerrigan, RHP	Montreal Expos1976-77
	Baltimore Orioles1978, 80
Dick Koehler, LHP	Philadelphia Phillies1946-48
Jeff Manto, 1B-3B	Cleveland Indians1990-91, 97-99
	Philadelphia Phillies1993
	Baltimore Orioles1995
	Seattle Mariners1996
	Boston Red Sox1996
	New York Yankees1999
	Colorado Rockies2000
John Marzano, C	Boston Red Sox1987-96
	Seattle Mariners1996-98
Bill Patton, C	Philadelphia Athletics1935
Stan Pawloski, 2B	Cleveland Indians1955
Harry Shuman, RHP	Pittsburgh Pirates1942-43
	Philadelphia Phillies1944
Eddie Silber, C	St. Louis Browns1937, 39
Andy Tomic, RHP	New York Giants1949

Year	Player	Highest Level	Round	Pick	Organization
1966	Hal Werntz	—	34	644	Kansas City Athletics
	Ron Lewis	—	57	820	New York Yankees
1967	Joe Hindelang	—	38	694	New York Yankees
	Hal Werntz	—	10*	170	New York Yankees
1968	Les Roos	AAA	13	279	Houston Astros
	Rod Clabo	—	19	423	Detroit Tigers
1973	Earle Chew	—	3	64	Chicago Cubs
1974	Joe Kerrigan	MLB	1	10	Montreal Expos
1978	Pete Dempsey	AAA	6	153	Philadelphia Phillies
	Jim Beck	A	16	393	New York Mets
1979	Pete Filson	MLB	9	233	New York Yankees
	Paul Niggebrugge	A+	31	753	New York Mets
	Rod Johnson	A+	35	829	Cincinnati Reds
1980	Dave Myers	AA	27	678	New York Yankees
1983	H.J. Lopes	A	27	672	Montreal Expos
1984	John Marzano	MLB	1	14	Boston Red Sox
	Bill Mendek	AAA	9	212	Seattle Mariners
1985	Jeff Manto	MLB	14	355	California Angels
1990	Todd Miller	A+	7	195	Boston Red Sox
1991	Bobby Higginson	MLB	18	474	Philadelphia Phillies
1992	Bobby Higginson	MLB	12	336	Detroit Tigers
1993	Rob Kell	AAA	36	1,011	Texas Rangers
1999	Joe Kerrigan, Jr.	A+	46	1,379	Boston Red Sox
2009	Sean Barksdale	A-	38	1,151	Houston Astros
2012	Steve Nikorak	A	32	981	Chicago White Sox

* Secondary Draft; Highest level courtesy of thebaseballcube.com (only available since 1978)



Kell



Kerrigan, Jr.



Barksdale

More Owls in the Pros

The following players signed free agent contracts with professional organizations.

Year	Player (Highest Level)	Organization	Year	Player (Highest Level)	Organization
1932	Tony Dougal	Boston Red Sox	1973	Paul Hughes	Los Angeles Dodgers
1935	George Patton	Philadelphia Athletics	1975	Steve Yost	New York Mets
1949	Stan Pawloski	Cleveland Indians	1976	Tom Beck	Philadelphia Phillies
1950	Fred Barlow	Pittsburgh Pirates	1976	Steve Javie (A)	Baltimore Orioles
	Dick Gernert	Boston Red Sox	1977	Bob Steele	Philadelphia Phillies
1959	Purnal Goldy	Detroit Tigers	1980	Scott DiGuardi (Rk)	Atlanta Braves
1960	Ray Buck	New York Yankees	1983	Bob Devlin (AA)	New York Yankees
	Jim Craig	St. Louis Cardinals	1984	Kevin Thomas (A)	Atlanta Braves
	Don Flynn	Cincinnati Reds	1989	Gary Koenig (A+)	Kansas City Royals
	Bill Kennedy	Pittsburgh Pirates		Tom Bruck (A)	Atlanta Braves
	Nick Stampone	Kansas City Athletics	1991	Carl Majeski (Rk)	Atlanta Braves
	Bob White	Chicago White Sox	1994	Clay White (Rk)	San Francisco Giants
1964	Steve Kolinsky	Philadelphia Phillies	1996	Mike Gancasz (A)	Boston Red Sox
	Larry Sheckman	Philadelphia Phillies	1999	Peter Moore (Ind)	Madison Black Wolf*
1967	Jesse Hodges	New York Yankees	2001	Greg Powell (AAA)	Houston Astros
1968	Steve Gratz	Baltimore Orioles	2003	Rob Cucinotta (A-)	Boston Red Sox
	Jesse Hodges	New York Yankees		Joe Lyall (Ind)	Mid-Missouri Mavericks*
1969	Chico Sacchetti	Philadelphia Phillies		Matt Powell (Ind)	New Jersey Jackals*
	Bob Peffle	Houston Astros		Jim Tully (Ind)	Kalamazoo Kings*
1970	Ted Frett	Boston Red Sox	2005	Al Roach (Ind)	Brockton Rox*
	Marty Pfenniger	San Francisco Giants		Mike Weckenman (Ind)	Grays*
1972	Ed Molush	Philadelphia Phillies	2008	Mike Mongiardini (Ind)	Kalamazoo Kings*
1973	Jack Don	Philadelphia Phillies	2009	Arshwin Asjes (Ind)	Midwest Sliders*
				Kyle Obal	Washington Wild Things*
				Arshwin Asjes	Cincinnati Reds
			2011	Ben White	Toronto Blue Jays
				Ryan Thomas	Washington Wild Things*
				Ryan Ferguson	Joliet Slammers*
			2012	Steve Nikorak	Great Fall Voyagers*

* Independent Leagues



Jeff Manto



John Marzano



Bobby Higginson





All-Time Roster

A

Jamie Abercrombie2006-09
Amer Abugherir1985-87
Michael D'Acunti 2013-
Jason Adamek2004-05
Bob Aglira1968-70
Kelly Ahlum1991
Knute Albrecht1963
Ken Anderson1994
Tim Andrel2003-06
John Angelo1969-71
Mike Arace1971-74
Sean Arnott 2013-
Arshwin Asjes2006-08
Scott Atland1989

B

Brian Bacino1984
Zach Batchelor 2011-
Marc Baffone1988-91
John Baker1971
Sean Barksdale2007-09
Jim Barron1976-77
Bob Barth1995
Christian Basso1990
Brett Bauz1998
Duane Baxter1989
Jim Beck1976-78
Tom Beck1973-76
Charlie Bergdoll1957
Joe Bertotto1979-80
Tom Bianco1993-96
Tom Bingham2007
Alan Birnbauer2001-02
Charlie Bishop1963-65

Steve Bishop1969-71
Matt Blackburn2007-10
Bob Blee1976-77
Joe Blythe1985-88
Steve Bobiak1969
John Bona1978-80
Doug Bossert1995-99
Dan Boyle2001
Dan Brady2004-07
Alan Brookfield1971-75
Mike Brown2001-04
Tim Brown2003-04
Tom Bruck1986-89
Brandon Bruno1999-02
Ray Buck1959
John Bujnowski1989-93
Rick Burns1984-87
Gene Burpoe2002-05
Mike Burton1986-90

C

Len Calabre1966
Rich Callahan1979-82
Jordan Cannon2008
Mark Caron2000-03
Tom Carpenter1973-75
Brett Carroll2007
Cliff Carter1981-84
Rich Casale1971-74
Rob Chamra2007-08
Dave Chapman1973
Steve Cherrybon1976
Earle Chew1970-73
Ray Chiumento1963-64
Bob Christy1987-90

Rod Clabo1966-68
George Clark1982-85
Andrew Clemens2000-04
Devin Click1974
Mike Click2007-10
Walt Clymer1993-96
Jerry Cohen1970
Bill Colbert1966-67
Chris Collins1988
Pete Colon2002-05
Christian Coluccio1994
Jason Connor2002-05
Larry Cook1963-65
Jerry Cooper1977
Justin Cooper2004-05
John Coyle2006-08
Rafael Cordero2008-10
Dave Coyne1984-87
Jim Craig1959-60
Mike Crane1992
Cliff Crispin1958-60
Jimmy Crompton1957-59
Rob Cucinotta1999-03
Gerry Cupo1967

D

Frank D'Agostino 2013-
Rich Danson1984-87
Ed Dare1974-76
Harry Daut1984-87
Ryan Davis2011-12
Tom DeFelice1967-68
Hector Delgado1969-70
Lenny DelGrippe2006-09
Carmen Del Mastro2006-09
Derrick Dempsey1980-83
Pete Dempsey1976-78
Rich DeRafelo1978-80
Robbie DeRafelo2005-06
Mike Derchak1967
Gene DeStefano1972-73
John DeStefano1984
Steve Develin2005
Bob Devlin1981-83
Ray Devlin1971
Ted Dezzi1985-88
Shane Dietz1996
Mike DiGiacomo1974-77
Rich DiGuardi1980
Scott DiGuardi1981
Jamie Dimond1992
Jim DiPietro1983
Steve Ditchkus1974
Fred Dobisch1957-58
Mike Doherty1976-79
Tom Dolan2005-08
Jack Don1972-73
Tommy Donahue1959-60
Bob Doody1976-77
Bob Dooley1971
Chickie Downham1959
Jerry Doyle1963-65
Dan Dragos 2010-
Stu Drossner1982-85
Mike Duffy1978
Bill Dugan1969-70
Foster Dunigan2009-2012

E

Ken Einsig1985-88
Rob Eller1982-83
Matt Elko2009-13
Gary Enoch1979-82
Jeff Erb1981-82
Jim Ertel1969-71

F

Brandon Faber1996
Joe Fabrizio1959
Kirk Fabrizio1989
Bob Fagan1966-67
Frank Fanucci1957-58
Dan Farling1993-96
Nick Fasano2004-06
Joe Fatzinger1991
Mike Feite1968-70
Ryan Ferguson2009-11
Mike Ferraro1983-86
Carmen Ferullo1964-66
Brandon Fick1993-94
Bob Filler1998-01
Eric Filson2003-04
Pete Filson1977-79
Dave Finch1974-75
Ben Fineman2008
Pat Fiore1974
Andy Flake1985-88
Ben Flanary2008-11
Sid Fleishman1957-58
Jermell Fleming1994
Steve Floirendo1989-90
Don Flynn1958-60
Jim Flynn1957
Preston Foster1980
Tim Foulkrod2003-06
John Frantz1994-95
James Freeman1985
Ted Frett1968-70
Eric Fritz2005-08
Larry Fritz1974-75
Mike Fuga1988-90
Dave Fulwider1978-81
Ed Furlong1976
John Furlong1977

G

Bill Gallagher1975
Mike Gancasz1993-96
John Gardener1968
Richie Gargel2007
Joe Garofalo1979
Jim Genuardi1977-79
Phil Gianakos 2011-
Joe Gidjunis1972-74
Chris Gies1988
Scott Gisler1985-87
Jamie Glatthorn1975-77
Mark Golab1968
Mike Gold1960
Joe Goldenberg1957
Purn Goldy1957-58
Ray Gonshor1971
Alex Gonzales1980-83
Michael Good1998



Frank Bishop.....1963-64 Walt Chyzowych.....1959-60

Herb Gordon	1959-60
Phil Gore.....	1972-74
Larry Gornish.....	1968-69
Richard Gould.....	1993-94
Jim Grafstrom.....	1999
John Granozio.....	1957
Jerry Grapel.....	1966-67
Steve Gratz.....	1966-68
Bo Gray.....	1993
Mike Grieco.....	1970-72
Ray Grochowski.....	1980
Jeremy Guyer.....	1999

H

David Hall.....	2010-
Howard Hall.....	1973-76
Dave Haller.....	1986-90
Jay Hallman.....	1976-79
Brad Hamilton.....	1992-94
Chris Hamilton.....	2003-05
Paul Harakal.....	1963-64
James Haraske.....	1999
Sean Harding.....	1986
Tom Hartman.....	1969-70
Billy Hartranft.....	2007
Scott Haws.....	1991
Ed Hayes.....	1974-76
John Hayes.....	1987-88
Bobby Heitzman.....	2011-
Bob Helm.....	1985-88
Matt Heltz.....	2007-08
Mike Henderson.....	1978-79
Walter Herman.....	1965
Stephen Hesson.....	1992
Bill Hesselbacher.....	1970
Lewis Hicks.....	1992
Bobby Higginson.....	1989, 1991-92
Preston Hill.....	2013-
Randy Hill.....	1971-74
Fred Hilliard.....	2000-04
Joe Hindelang.....	1965-67
Matt Hockenberry.....	2011-
Glenn Hodges.....	1975-77
Jesse Hodges.....	1965-67
Sean Hollenbach.....	1991



Jeff Manto spent two seasons (2006-07) as the hitting coach for the Pittsburgh Pirates.

Nick Holt.....	1993
Scott Holtz.....	1995-96
Stephen Hoppel.....	1992-96
Tyler Horst.....	2009-10
Bob Hower.....	1960
Cliff Hubbard.....	1957
Paul Hughes.....	1972-73

I

Lou Isaacsohn.....	1967-69
--------------------	---------

J

Scott Jabbusch.....	1981-82
Glenn James.....	1981-82
Steve Javie.....	1974-76
Mike Jenkins.....	1999-01
Rod Johnson.....	1976-79
Reggie Jones.....	1998
Chris Joyce.....	2000
Taylor Juran.....	2009-13
Tony Jusino.....	2009-10

K

Dan Karaziewski.....	1981
Bob Karkoska.....	1983-85
Curt Kaucher.....	1994
Bryon Kauffman.....	1992-95
Steve Kearney.....	1964-65
Mike Kelch.....	2007-08
Rob Kell.....	1990-93
Jeff Keller.....	1967-69
Tom Kelly.....	1991
Stephen Kenkelen.....	1996-99
Bill Kennedy.....	1958-60
Edward Kenney.....	1990
Doug Kepple.....	1978-81
Jimmy Kerrigan.....	2013-
Joe Kerrigan.....	1972-73
Joe Kerrigan, Jr.....	1997-99
Dick Kessel.....	1958-59
Jabair Khan.....	2009-13
Jay King.....	1987
Skip Kilmaytis.....	1963-64
Jack Kindregan.....	1969-71
Tom Kirby.....	1964
DaShone Kirkendoll.....	2006-07
Brad Kirsch.....	2000-01
Bob Kline.....	1971
Henry Knabe.....	2010-13
Gary Koenig.....	1987-88
Steve Kolinsky.....	1963-64
Jay Kolinski.....	1989
Mike Kolinsky.....	1989-90
John Koskinen.....	1960
Ed Kovatch.....	1983-86
Bob Kozlowski.....	1968
Howie Kramer.....	1959
Walt Kramer.....	1963-64
Ron Kratz.....	1989
Dick Kravitz.....	1960
Chris Krusen.....	2000-01
Stan Krzyston.....	1974-77
Ryan Kuehn.....	2011-
Chris Kurtz.....	2003-05
Andrew Kush.....	1996-99


L

Matt Lafferty.....	2002-05
Jimmy Langan.....	1959
Jack Larson.....	1985-87

Roy Larsen.....	1982
Dave Laverty.....	1978
Joe Lawler.....	1968
Matt Lawless.....	2003-05
Mark Lechner.....	1971-74
Mike Leibowitz.....	1982-83
Dave Levan.....	1983-87
Cliff Levitt.....	1958-59
Ron Lewis.....	1964-66
Scott Lewis.....	1997-98
Harry Ley.....	2005
Rob Licata.....	2004-07
Steve Lloyd.....	1987
Steve Loden.....	1980-84
Mike Logan.....	1957-58
H.J. Lopes.....	1980-83
Jerome Lopez.....	2002
Bob Lougheed.....	1977-79
Eric Lovelace.....	2004-06
Bob Lucarini.....	1957-58
Gaeton Lucibello.....	1992-95
Ted Lucyk.....	1975-77
Mike Luterman.....	1994
Joe Lyall.....	1999-02

M

Mountain MacGillivray.....	1993-94
Jay Madara.....	1992-94
David Madee.....	1970
Jerry Magaletti.....	1975
Wil Magistrelli.....	1992-94
Carl Majeski.....	1988-91
Hank Mandro.....	1958-59
Jeff Manto.....	1983-85
Tom Marcin.....	1975-77
Mark Maron.....	1980-83
Bob Marsh.....	1969-71
Don Martin.....	1994-97
Rick Martinez.....	1996-97
Bill Marushak.....	1989-90
John Marzano.....	1982-84
Jeff Maul.....	1989-90
Dean Mauri.....	1986-87
Jack McAllister.....	1959
John McArdle.....	1974-77
Chris McCafferty.....	2005-06
Jim McCaffrey.....	1974-76
Mike McCarter.....	1987-88
John McCarthy.....	1966
Time McCarthy.....	2013-
Dan McCormick.....	1975
Jack McCoy.....	1990
Pat McCrea.....	1965-67
Michael McDonald.....	1996-99
Mike McDowell.....	1985-88
Jim McDowell.....	1987-88
Joe McGilligan.....	2006
Ryan McGough.....	1987-88
Mike McLivaine.....	1981
John McKay.....	1975-76
Mike McKee.....	1980-83
Larry McKinley.....	1963
Duane McKnight.....	1978
Byron McKoy.....	2008-11
Dennis McLane.....	1981-84
Mark McNelly.....	1994
Stephen Melloy.....	1992
Andy Meltzer.....	1985-88
Bill Mendek.....	1981-84



Justin Mendek.....	2002-06
Izzy Menna.....	1981-83
Al Merando.....	1958-60
Wayne Merkle.....	1977-80
Dave Meyer.....	2000
Art Mignogna.....	1978-81
Henry Miller.....	1960
Mike Miller.....	1991
Steve Miller.....	1958
Todd Miller.....	1988-90
Dennis Minich.....	1984
Randy Model.....	1970-72
Mark Moleneaux.....	1969
Dan Moller.....	2009-13
Ed Molush.....	1970-72
Kyle Monahan.....	2007-10
Matt Mongiardini.....	2007-10
Mike Mongiardini.....	2008
Ed Monteiro.....	1983-84
Devitt Moore.....	1997-98
Peter Moore.....	1996-99
Mark Moriarty.....	1981-83
Damon Moscato.....	1995-98
Bill Moule.....	1995-98
Dick Muller.....	1957
Craig Munroe.....	1997-98
Frank Murphy.....	1957-58
Jonerik Murphy.....	1990-92
Patrick Murphy.....	1997-98
Steve Mury.....	2006-09
Dave Myers.....	1979-81

N

Harley Nager.....	2002
Mike Nardi.....	1957
Frank Natale.....	1973
Jack Neylan.....	1970-73
Lou Nicastro.....	1979-82
Bob Niggebrugge.....	1983-86
Paul Niggebrugge.....	1976-79
Steve Nikorak.....	2008-2012
Andrew Nist.....	2013-
Ken Nonemacher.....	1968
Brant Norlander.....	2011-2012
Gene Norrett.....	1963
Frank Nunan.....	2005-06

O

Tom O'Connell.....	1973
Jim O'Hara.....	1973-74
Mike O'Keefe.....	1988-91
Darren O'Neil.....	1984-87





Joe Kerrigan was drafted higher than any player in program history, with the tenth pick of the 1974 MLB Draft. He has gone onto a successful coaching career in the major leagues, spending 12 years as a pitching coach with Montreal, Boston, Pittsburgh and Philadelphia.

Shawn O'Neill.....	1979-81
Kyle Obal.....	2007-09
Nick Ofak.....	1995-96
Barry Olshin.....	1963
Charlie Orbann.....	1992-93
Don Orr.....	1969-70
Mark Ortega.....	2008-09
Stan Orzechowski.....	2007-08
Stan Ostaszewski.....	1963-64

P

Mike Palys.....	1986-89
Frank Paris.....	1965-67
Jim Parisi.....	1972-74
Mike Parker.....	1992
Patrick Parrish.....	1998
Steve Paschal.....	1969
Bryan Pavin.....	1997
Bob Peffle.....	1967-69
Doug Peiffer.....	1999
Michael Peltz.....	1997
Adrian Perez.....	2010-11
Derek Peterson.....	2013-
Mark Petrilli.....	1965
Zach Pettis.....	2009-11
Marty Pfenninger.....	1970
Rich Pierce.....	1972
Nick Pinto.....	1957
Steve Pitler.....	1965-68
Josiah Platchek.....	2004
Cap Poklemba.....	2000-01
Stu Pollack.....	1967-69
Greg Powell.....	1998-01
Matt Powell.....	2000-03
John Price.....	2001

Q

Jordan Queja.....	2012-13
John Quigley.....	2001-04

R

Lucio Rainelli.....	2006
---------------------	------

Keith Ramsey.....	1999-02
Frank Rauscher.....	1991-94
Carl Reader.....	1968-69
Connor Reilly.....	2012-13
Jon Reimel.....	1994-95
Jim Reimer.....	1957
Jerry Reitnour.....	1975-76
Bob Render.....	1970
Joe Renner.....	1985-87
John Rennie.....	1964-65
Joe Ricciani.....	1980
Tom Rice.....	1960
Pat Riley.....	2006
Miguel Rivera.....	1989-91
Al Roach.....	2001-04
Alan Roatche.....	1973-76
John Robinson.....	1977-80
Kevin Robinson.....	1976
Ray Roche.....	1988-91
Kevin Rodden.....	1975-76
Mike Rodgers.....	1995
Jeff Roma.....	2000-03
Juan Roman.....	1999
John Rooney.....	1983
Terry Rooney.....	1997
Les Roos.....	1966-68
Neil Rosen.....	1957
Ron Rosen.....	1968
Ian Rosenthal.....	1991-92
Jim Rostick.....	1972-74
David Rovine.....	1988-91
Frank Rubin.....	1990-92
Ed Rudley.....	1959
Jeff Rugg.....	1998-01

Ray Russo.....	1994-97
----------------	---------

S

Sam Sabolchick.....	1999-02
Chico Sacchetti.....	1967-69
Bob Sadwick.....	1991-92

Art Saft.....	1966-67
Mark Salottolo.....	1971-72
John Sandoz.....	1975-76
Mark Santobianco.....	1974-77
Mark Sauritch.....	1973-76
Larry Savoy.....	1994-95
Joe Schaal.....	1988-90
Bill Schellhorn.....	1990-91
Rod Schenk.....	1994-95
Brian Schiavo.....	1978-81
Jim Schiplett.....	1980
Tony Schmidt.....	1964-66
John Schoeneberger.....	1970-71
Joe Schwartz.....	1964
Tom Schwinn.....	1963
Mike Scotti.....	1985-87
Bob Seanor.....	1966
Clay Seifert.....	1970-71
Casey Sellen.....	2006
Kevin Sharp.....	1998-01
Drew Shaw.....	2009-10
Larry Sheckman.....	1963-64
Roy Sherwood.....	1966
Jim Shiplett.....	1980
Mike Silverman.....	2003-05
Bob Sim.....	1986-88
Tim Simmons.....	1978-79
Rich Simon.....	1963
Harry Simpson.....	1958-59
Tony Sindoni.....	1963
Dan Slick.....	1975-78
Brad Smith.....	1997
Abbie Sokol.....	1957
Carl Solarek.....	1989
Lou Spadaccini.....	1993-94
Connor Staskey.....	2013-
Greg Stagliano.....	1967-69
Bryan Stamm.....	2002-04
Nick Stampone.....	1960
Tom Stauffer.....	1979
Bob Steele.....	1974-77
Al Steinberg.....	1960
John Stepanik.....	1988
Matt Stillwagon.....	1993-94
John Stinsman.....	1993
Jonathan Stripling.....	2003-04
Will Stout.....	1988-90
John Stover.....	1972-75
Al Staines.....	1957-59
Mickey Straff.....	1960
Brian Sustersic.....	2010-2012
Richard Swavelly.....	1993-95
Jim Sweeney.....	1977
Mike Sweet.....	2006
Kyle Sweppenhiser.....	1998-01
Jim Swilley.....	1978-81
Devon Swope.....	2005-07

T

Marc Tankel.....	2006
Carl Taylor.....	2005-06
Mike Tenoschok.....	1971
Mort Teplitsky.....	1957-59
Kevin Thomas.....	1982-84
Ryan Thomas.....	2007-10
Dave Thornton.....	1971-74

ean Tomlinson.....	1993-96
Mike Torpey.....	1965-67
Mark Transue.....	1983-85
Pat Tronoski.....	1984-87

Adam Trottole.....	1997-98
Matt Trzeniowski.....	1998
Jim Tully.....	1999-02

U

Dave Uifalusi.....	1991-92
Brian Ursone.....	1999-03

V

Norm Velykis.....	1957-58
Bob Vivian.....	1964-66
Steve Visnic.....	2009-13

W

Ed Wade.....	1974-75
Marc Wagner.....	2004-06
Randy Waid.....	1971-74
Jim Walker.....	1965-67
Wenzel Walker.....	1997-98
Dan Wasson.....	2011-
Tom Waterbor.....	1988
Wayne Watkins.....	1969
Jarrett Watson.....	1997
Jim Watson.....	1965
Ryan Weber.....	2007
Mike Weckenman.....	2002-05
Bob Weidinger.....	1972-73
Frank Weikel.....	1995
Tom Weller.....	1979-80
Matt Welsh.....	1978-80
Josh Wernick.....	2005-06
Hal Wernitz.....	1966-68
Dan West.....	1981-82
Tom Whalen.....	1993-96
Ben White.....	2008-11
Bob White.....	1957-59
Clay White.....	1992-94
Zach White.....	2011-
Mike Wiczorek.....	1991
Texas Williams.....	2013-
Tom Williams.....	1979-80
Gene Wisniewski.....	1980-81
Spencer Witte.....	2001-02
John Wolfer.....	1971
Ernie Wright.....	1970-72
Matt Wright.....	1993

X

Mike Xifaras.....	2008
-------------------	------

Y

Dan Yannes.....	1989-90
Elijah Yarborough.....	2010-13
Steve Yates.....	1981-84
Brian Yoder.....	1988-89
Steve Yost.....	1973-75
James Young.....	1999

Z

Paul Zavorski.....	1992-95
Zach Zeglinski.....	2008
Bill Zitomer.....	1979-81
Rich Zweig.....	1966
Steve Zlucky.....	2003

1957-2013

Current players in **bold**
Players must appear in one game to be included.



All-Time Results

2013 Head Coach: Ryan Wheeler 18-28, 7-16 Atlantic 10

2/15	at Wright State	3-8	L
2/15	at Delaware	4-8	L
2/16	at Toledo	Cancelled	
2/17	at Monmouth	Cancelled	
2/23	at #24 Virginia Tech	7-3	W
2/24	at Holy Ghost (DH)	13-12	W
3/1	at Old Dominion	2-9	L
3/2	at Old Dominion	4-12	L
3/3	at Old Dominion	0-2	L
3/8	at UNC Asheville	5-6	L
3/9	at UNC Asheville	7-2	W
3/10	at UNC Asheville	4-5	L
3/12	at Longwood	6-9	L
3/13	at Lafayette	3-3	L
3/17	PENN STATE (DH)	4-2	W
3/17	CHICAGO STATE	Cancelled	
3/20	at Lehigh	11-8	W
3/22	* Saint Joseph's	3-8	L
3/23	* Saint Joseph's	6-10	L
3/24	* Saint Joseph's	11-1	W
3/27	LEHIGH	9-3	W
3/29	* at George Wash.	3-4	L
3/30	* at George Wash. (DH)	3-1	W
4/2	at Delaware	3-5	L
4/5	* LA SALLE	3-4	L
4/6	* LA SALLE	3-0	W
4/7	* LA SALLE	7-12	L
4/10	SAINT PETER'S	9-1	W
4/12	* at VCU	1-2	L
4/13	* at VCU	5-1	W
4/14	* at VCU	4-3	W
4/19	* at Rhode Island	0-3	L
4/20	* at Rhode Island	1-3	L
4/21	* at Rhode Island	2-6	L
4/23	VILLANOVA	8-4	W
4/24	GEORGE MASON	5-9	L
4/25	* UNC CHARLOTTE	8-3	W
4/27	* UNC CHARLOTTE	3-9	L
4/28	* UNC CHARLOTTE	2-10	L
4/30	at Villanova	7-6	W
5/3	* at Richmond	1-6	L
5/4	* at Richmond	2-1	W
5/5	* at Richmond	3-4	L
5/17	RIDE	Cancelled	
5/18	UMASS. (DH)	3-6	L
5/18	UMASS.	9-11	L

2012 Head Coach: Ryan Wheeler 19-34, 7-17 Atlantic 10

2/17	at Old Dominion	4-5	L
2/18	at Old Dominion	5-4	W
2/18	at Old Dominion	6-6	L
2/24-25	at N.C. AGT	13-9	W
2/25	at N.C. AGT	6-3	L
2/26	at N.C. AGT	3-1	L
3/2	at Longwood	Cancelled	
3/3	at Longwood (DH)	2-3	L
3/4	at VCU	11-1	W
3/7	at Geo. Mason	6-3	L
3/9	CCSU	10-6	W
3/10	UMES	8-4	W
3/11	IONA	9-4	L
3/13	LA SALLE	9-7	L
3/14	at Penn.	11-9(11)	W
3/16	ST. PETER'S	4-1	W
3/17	NY TECH	17-1	W
3/18	Binghamton	13-5	W
3/18	Binghamton	13-5	L
3/21	at La Salle	6-3	W
3/23	* at Saint Louis	8-2	L
3/24	* at Saint Louis	2-1	L
3/25	* at Saint Louis	10-1	L
3/27	ST. JOE'S	4-1	L
3/30	at Monmouth	5-3	W
3/31	at Monmouth	7-5	PPD
4/1	MONMOUTH	7-5	W
4/1	LEHIGH	8-5	L
4/6	* at Fordham	8-5	L
4/7	* at Fordham(DH)	6-5	L
4/7	* at Fordham(DH)	9-2	L
4/13	* CHARLOTTE	10-1	L
4/14	* CHARLOTTE	6-4	W
4/15	* CHARLOTTE	3-2	L
4/17	DELAWARE	7-5	L
4/20	* RICHMOND	14-6	L
4/21	* RICHMOND	9-4	L
4/21	* RICHMOND	7-6	W
4/24	VILLANOVA	4-3	L
4/27	* at UMass.	6-3 (13)	W
4/28	* at UMass.	8-4	W
4/29	* at UMass.	5-4(12)	L
5/1	at Villanova	13-1	L
5/4	* DAYTON	3-1	W
5/5	* DAYTON	7-1	L
5/6	* DAYTON	8-3	W
5/10	* at St. Bonaventure	16-10	L
5/11	* at St. Bonaventure	8-6	W
5/12	* at St. Bonaventure	9-8(11)	L
5/15	at Rider	Cancelled	
5/17	Rhode Island	15-5	L
5/17	* Rhode Island	17-3	L
5/17	* Rhode Island	6-12	L

2011 Head Coach: Rob Valli 24-29, 4-20 Atlantic 10

2/18	at NC Central	18-5	W
2/19	at NC Central	30-10	W
2/20	at NC Central	16-2	W
2/25	at High Point	7-2	L
2/26	at High Point	8-7	L
2/27	at High Point	12-6	L
3/5	vs. West Virginia	12-1	L
3/6	at Elon	12-3	L
3/8	at Delaware State	10-2	W

3/9	MARYLAND-E.S.	14-1	W
3/11	vs. Cornell	9-6	W
3/12	vs. Mount St. Mary's	10-9	W
3/13	IONA	5-4	W
3/15	PENN.	14-3	W
3/18	FAIRFIELD	9-0	W
3/19	NYIT	14-4	W
3/20	ST. PETER'S	11-7	W
3/22	MONMOUTH	6-5	W
3/25	* at Xavier	10-4	L
3/26	* at Xavier	4-3	W
3/26	* at Xavier	8-7	L
3/29	* at Delaware (10)	15-12	L
4/1	* at Dayton	9-1	L
4/2	* at Dayton	9-7	L
4/3	* at Dayton	17-11	W
4/5	* at Saint Joseph's	4-3	L
4/9	* LA SALLE	8-6	L
4/10	* LA SALLE	10-2	L
4/10	* LA SALLE	9-5	L
4/15	* MASSACHUSETTS	14-2	L
4/16	* MASSACHUSETTS (10)	10-9	W
4/17	* MASSACHUSETTS	25-10	L
4/20	at Coppin State	5-0	W
4/22	* at New Orleans (10)	13-2	W
4/23	* at New Orleans (11)	9-5	W
4/24	at New Orleans	11-3	W
4/26	VILLANOVA	9-8	L
4/29	* at Rhode Island	9-8	L
4/29	* at Rhode Island	15-4	L
5/1	* at Rhode Island	16-0	L
5/3	* ST. BONAVENTURE	2-1	L
5/6	* ST. BONAVENTURE	9-6	L
5/7	* ST. BONAVENTURE	8-1	L
5/8	* at Villanova	6-1	W
5/10	* at Villanova	12-10	W
5/11	* SAINT JOSEPH'S	4-1	L
5/14	* SAINT JOSEPH'S	9-5	L
5/14	* SAINT JOSEPH'S	4-1	L
5/19	* at George Washington	5-4	W
5/21	* at George Washington	3-2	L

*Atlantic 10; + Liberty Bell Classic; /) extra innings

2010 Head Coach: Rob Valli 14-37, 10-17 Atlantic 10

2/19	at Florida Gulf Coast	0-10	L
2/20	at Florida Gulf Coast	1-14	L
2/21	at Florida Gulf Coast	6-15	L
2/26	at UNLV	6-22	L
2/26	at UNLV	8-10	L
2/27	at UNLV	9-10	L
2/28	at UNLV	10-12	L
3/6	at Duke	0-3	L
3/7	at Duke	2-8	L
3/10	DELAWARE STATE	14-6	W
3/17	at Penn.	6-12	L
3/19	MARIST	8-21	L
3/20	NIAGARA	12-9	W
3/21	PITTSBURGH	1-7	L
3/23	at Monmouth	1-3	L
3/26	* RHODE ISLAND	1-4	L
3/28	* RHODE ISLAND	8-4	W
4/2	* DAYTON	11-25	L
4/3	* DAYTON	2-5	L
4/4	* DAYTON	3-13	L
4/6	+ LEHIGH	12-13	L
4/7	at La Salle	7-8	L
4/9	at Saint Louis	4-8	L
4/10	at Saint Louis	4-13	L
4/11	at Saint Louis	4-13	L
4/13	SAINT JOSEPH'S (10)	3-2	W
4/16	* at La Salle (12)	10-11	L
4/17	* at La Salle	6-5	W
4/18	* at La Salle	5-12	L
4/21	at Delaware	0-13	L
4/23	* RICHMOND	6-5	W
4/25	* RICHMOND	7-12	L
4/25	* RICHMOND	11-10	W
4/27	VILLANOVA	10-17	L
4/30	* at Charlotte	8-4	W
5/1	* at Charlotte	0-23	L
5/2	* at Charlotte	7-8	L
5/4	DELAWARE (12)	6-9	L
5/7	* at Rutgers	5-10	L
5/7	* GEORGE WASHINGTON	17-6	W
5/8	* GEORGE WASHINGTON	5-14	L
5/9	* GEORGE WASHINGTON	7-6	W
5/11	* at Villanova	6-4	W
5/14	* at Duquesne	6-8	L
5/15	* at Duquesne	3-6	L
5/16	* at Duquesne	8-3	W
5/20	* at St. Bonaventure	6-5	W
5/21	* at St. Bonaventure	6-3	W
5/22	* at St. Bonaventure	12-17	L

*Atlantic 10; + Liberty Bell Classic; /) extra innings

2009 Head Coach: Rob Valli 17-33, 11-15 Atlantic 10

2/20	vs Wichita State	4-8	L
2/21	vs Central Michigan (10)	9-7	W
2/22	at Florida Gulf Coast (11)	5-3	W
2/27	at High Point	4-5	L
3/6	at Liberty	2-12	L
3/7	at Liberty	9-18	L
3/7	at Liberty	1-11	L
3/8	at Liberty	11-15	L
3/11	RUTGERS (10)	8-11	L
3/13	MANATTAN	2-9	L
3/14	NIAGARA	9-5	L
3/15	CLEVELAND STATE	5-1	W
3/17	+ at Lehigh	10-5	W
3/18	PENN.	6-11	L
3/20	* DUQUESNE	8-5	W
3/21	* DUQUESNE	6-2	W
3/22	* DUQUESNE	17-5	W
3/24	MONMOUTH	8-7	W

3/25	PENN STATE	4-7	L
3/27	* LA SALLE	11-9	W
3/27	* LA SALLE	5-2	W
3/28	* LA SALLE	10-3	W
3/31	+ at Villanova	10-14	L
4/4	* at Massachusetts	11-9	W
4/5	* at Massachusetts	8-7	W
4/7	* at La Salle	8-10	L
4/8	at Rider (10)	8-10	L
4/10	* at Saint Joseph's	4-9	L
4/10	* at Saint Joseph's	6-11	L
4/16	* at Lafayette	6-13	L
4/17	* CHARLOTTE (10)	6-9	L
4/18	CHARLOTTE	8-6	W
4/19	* CHARLOTTE	5-14	L
4/28	VILLANOVA	15-6	W
4/24	* XAVIER	13-9	W
4/25	* XAVIER	9-14	L
4/26	* XAVIER	5-6	L
4/28	at Villanova	6-7	L
4/29	LAFAYETTE	6-10	L
5/1	* at Richmond	10-13	L
5/2	* at Richmond	8-3	W
5/6	at UMES	3-8	L
5/8	* SAINT LOUIS	11-12	L
5/9	* SAINT LOUIS	7-11	L
5/10	* SAINT LOUIS	3-12	L
5/14	* at Fordham	6-15	L
5/15	* at Fordham	6-8	L
5/16	* at Fordham	5-7	L

(/ extra innings
*Atlantic 10; + Liberty Bell Classic;
\$ Florida Gulf Coast Classic

2008 Head Coach: Rob Valli 27-29 Overall, 16-11 Atlantic 10

2/24	at Bethune-Cookman	1-5	L
2/24	at Bethune-Cookman	9-5	W
3/15	at Bethune-Cookman	3-4	L
2/29	at Old Dominion	3-12	L
3/1	at Old Dominion	5-2	W
3/2	at Old Dominion	0-12	L
3/5	at Rutgers	9-5	W
3/7	WAGNER	3-11	L
3/11	at UMES	10-7	W
3/12	at Delaware State	11-14	L
3/14	BINGHAMTON	4-3	W
3/15	LONG ISLAND	7-11	L
3/15	LONG ISLAND	8-2	W
3/18	LEHIGH	8-3	W
3/21	* at Rhode Island	10-6	W
3/22	* at Rhode Island	9-6	W
3/23	* at Rhode Island	8-2	W
3/25	+ LA SALLE	10-8	W
3/26	at Monmouth	1-2	L
3/28	* at Saint Joseph's	13-2	W
3/29	* at Saint Joseph's	3-8	L
3/30	* at Saint Joseph's	9-6	W
4/1	+ LEHIGH	15-17	L
4/2	RIDER	8-14	L
4/4	* #18 CHARLOTTE	2-6	L
4/5	* #18 CHARLOTTE	5-2	W
4/5	* #18 CHARLOTTE	6-9	L
4/9	* #22 ST. JOHN'S	2-3	L
4/9	at Towson	9-9	L
4/11	* RICHMOND	0-23	L
4/12	* RICHMOND	6-2	W
4/13	* RICHMOND	11-1	W
4/15	DELAWARE	3-16	L
4/16	GEORGE MASON	5-2	W
4/18	DUQUESNE	5-4	W
4/19	DUQUESNE	14-11	W
4/26	* GEORGE MASON	1-15	L
4/28	* at Massachusetts	8-7	W
4/29	* at Massachusetts	5-10	L
4/30	* at Massachusetts	15-2	W
5/2	* at Lafayette	8-10	L
5/3	VILLANOVA	3-13	L
5/5	* at Xavier (10)	4-5	L
5/6	* at Xavier (10)	4-2	W
5/7	* at Xavier	7-6	W
5/8	DELAWARE	2-2	L
5/12	* ST. BONAVENTURE	2-12	L
5/13	* ST. BONAVENTURE	4-2	W
5/14	* ST. BONAVENTURE	5-6	L
5/18	* LA SALLE	4-7	L
5/19	* LA SALLE	2-12	L
5/20	* LA SALLE	6-9	L

(/ extra innings
*Atlantic 10; + Liberty Bell Classic;
** Atlantic 10 Tournament (Camden, NJ)

2007 Head Coach: Rob Valli 18-37 Overall, 9-18 Atlantic 10

2/16	at UNC Wilmington	4-5	L
2/17	at UNC Wilmington	4-7	L
2/18	at UNC Wilmington	3-15	L
2/23	at New Mexico St.	10-16	L
2/24	at New Mexico St.	7-4	W
2/25	at New Mexico St.	5-23	L
3/2	# at Winthrop (10)	5-4	W
3/3	vs. E. Tennessee St.	0-12	L
3/4	# vs. Kent State	6-8	L
3/6	at Duke	4-7	L
3/7	at #1 N. Carolina	0-14	L
3/11	BUFFALO	6-5	W
3/11			



3/23	* at #12 Richmond.....	4-16	L
3/25	* vs. Villanova.....	7-6	W
3/26	LEHIGH.....	7-4	W
4/1	* vs. Penn.....	7-4	W
4/2	* vs. Saint Joseph's.....	5-3	W
4/5	* DAYTON.....	6-5	W
4/6	* DAYTON.....	2-1	W
4/12	* DAYTON.....	11-6	W
4/13	* at Saint Joseph's.....	13-0	W
4/13	* at Saint Joseph's.....	3-9	W
4/15	* at Rider.....	11-15	L
4/16	NAVY.....	17-8	W
4/19	ST. BONAVENTURE.....	1-2	L
4/20	* ST. BONAVENTURE.....	1-9	W
4/20	* ST. BONAVENTURE.....	2-4	W
4/22	at Villanova.....	2-15	L
4/23	at Delaware.....	8-7	W
4/27	* MASSACHUSETTS.....	6-5	W
4/27	* MASSACHUSETTS.....	9-7	W
4/28	* MASSACHUSETTS.....	2-7	L
4/29	at Army.....	23-7	W
4/30	DELAWARE.....	8-6	W
5/1	VILLANOVA.....	6-8	L
5/3	* at Fordham.....	2-4	L
5/3	* at Fordham.....	8-13	L
5/6	* at Fordham.....	3-4	W
5/6	* George Washington.....	3-6	L
5/7	* George Washington.....	1-5	L
5/7	* at George Washington.....	3-7	L
5/9	* RHODE ISLAND.....	6-1	W
5/10	RHODE ISLAND.....	1-15	L
5/10	* RHODE ISLAND.....	6-10	L

5/11	* SAINT JOSEPH'S.....	3-2	W
5/11	* SAINT JOSEPH'S.....	3-7	L
5/12	* SAINT JOSEPH'S.....	4-9	W
5/16	** vs. Xavier.....	6-3	W
5/17	** vs. #21 Richmond.....	3-5	L
5/17	** vs. Xavier.....	2-1	W
5/18	** at St. Bonaventure.....	2-5	L

(I) extra innings; 1 Orlando, Fla.; 2 Winter Park, Fla.; 3 Liberty Bell Classic (at Veterans Stadium)
* Atlantic 10; ** Atlantic 10 Tournament (Norwich, Conn.)

2001
Head Coach: Skip Wilson
27-31 Overall, 15-7 Atlantic 10

2/9	at Tulane.....	2-12	L
2/10	at Tulane.....	1-18	L
2/11	at Tulane.....	6-7	L
2/17	at William & Mary.....	3-4	L
2/17	at William & Mary.....	4-5	L
2/18	at William & Mary.....	7-11	L
3/3	at UC-Santa Barbara.....	1-9	L
3/3	at UC-Santa Barbara.....	4-10	L
3/6	at Cal-Poly, San Luis.....	3-8	L
3/7	at Cal-Poly, San Luis.....	6-14	L
3/7	at Cal-Poly, San Luis.....	2-7	L
3/8	at Cal State-Northridge.....	2-8	L
3/9	at Cal State-Northridge.....	6-7	L
3/9	at Cal State-Northridge.....	0-4	L
3/19	LEHIGH.....	3-2	W
3/20	at Penn.....	1-7	L
3/24	* XAVIER.....	29-12	W
3/24	* XAVIER.....	16-2	W
3/25	* XAVIER.....	4-1	W
3/28	at Villanova.....	10-2	W
3/29	* PHILA. UNIV.....	5-0	W
3/31	DELAWARE.....	1-7	L
4/1	* RHODE ISLAND.....	3-4	L
4/1	* RHODE ISLAND.....	16-1	W
4/4	VILLANOVA.....	9-6	W
4/5	at Drexel.....	20-7	W
4/7	at West Virginia.....	3-6	L
4/7	at West Virginia.....	5-9	W
4/8	at West Virginia.....	3-6	L
4/10	at Delaware.....	4-5	L
4/13	* at Fordham.....	8-2	W
4/13	* at Fordham.....	5-0	W
4/14	at Fordham.....	9-5	W
4/18	* vs. La Salle.....	5-4	W
4/20	* G. WASHINGTON.....	3-0	W
4/20	* G. WASHINGTON.....	9-6	W
4/22	* at Saint Joseph's.....	15-8	W
4/22	* at Saint Joseph's.....	7-11	L
4/22	* at Saint Joseph's.....	13-2	W
4/25	* vs. Navy.....	4-6	L
4/26	* DELAWARE.....	8-9	L
4/28	* at Duquesne.....	3-4	L
4/28	* at Duquesne.....	8-5	W
4/29	* at Duquesne.....	6-11	L
5/2	DREXEL.....	11-5	W
5/2	* at Dayton.....	0-4	L
5/5	* at Dayton.....	0-3	L
5/6	* at Dayton.....	4-2	W
5/8	PRINCETON.....	11-6	W
5/12	ST. BONAVENTURE.....	2-0	W
5/12	ST. BONAVENTURE.....	7-8	L
5/12	ST. BONAVENTURE.....	11-7	W
5/17	** vs. Dayton.....	3-2	W
5/18	** vs. Massachusetts.....	6-3	W
5/19	** vs. G. Washington.....	8-10	L
5/19	** vs. G. Washington.....	11-6	W
5/25	* vs. #5 Cal-Fullerton.....	3-17	L
5/26	* vs. #22 Texas Tech.....	3-14	L

(I) extra innings; 1 Liberty Bell Classic (at Veterans Stadium)
* Atlantic 10; ** Atlantic 10 Tournament (Orlando, Fla.)
NCAA Tournament (Fullerton, Calif.)

2000
Head Coach: Skip Wilson

2/26	at #21 N. Carolina.....	4-11	L
2/27	at #21 N. Carolina.....	5-18	L
2/27	at #21 N. Carolina.....	1-8	L
3/6	at Cal-Poly.....	2-9	L
3/7	at Cal-Poly.....	3-15	L
3/7	at Cal-Poly.....	6-9	L
3/8	at Cal-Poly.....	5-2	W
3/9	at UC-Santa Barbara.....	0-9	L
3/11	at Cal State-Northridge.....	1-12	L
3/12	at Cal State-Northridge.....	7-11	L
3/14	at Cal State-Northridge.....	4-7	L
3/20	C.W. POST.....	15-11	W
3/21	C.W. POST.....	3-3	T
3/23	LAFAYETTE.....	20-6	W
3/24	RIDER.....	8-7	W
3/24	at Delaware.....	1-4	L
3/27	at Duke.....	3-2	W
3/28	at Duke.....	0-1	L
3/28	at Duke.....	2-13	L
3/29	LE MOYNE.....	16-10	W
3/30	+ vs. Drexel.....	11-3	W
3/31	LE MOYNE.....	5-4	W
4/2	at La Salle.....	5-2	W
4/2	at La Salle.....	3-6	L
4/2	at La Salle.....	13-2	W
4/3	+ vs. Villanova.....	10-12	L
4/7	at Phila. Textile.....	6-2	W
4/10	* G. WASHINGTON.....	2-5	L
4/10	* G. WASHINGTON.....	2-8	L
4/12	* G. WASHINGTON.....	3-2	W
4/13	LEHIGH.....	19-4	W
4/17	* at Massachusetts.....	4-6	L
4/17	* at Massachusetts.....	1-7	L
4/18	* at Massachusetts.....	4-5	L
4/22	at Army.....	12-2	W
4/24	* ST. BONAVENTURE.....	2-0	W
4/24	* ST. BONAVENTURE.....	7-0	W
4/25	* ST. BONAVENTURE.....	3-4	L
4/27	at Penn State.....	5-12	L
4/27	at Penn State.....	3-8	L
4/28	at Navy.....	13-3	W
4/29	PRINCETON.....	9-11	L
5/1	* at Fordham.....	1-2	L
5/1	* at Fordham.....	10-7	W
5/2	* at Fordham.....	7-8	L
5/5	* at Drexel.....	4-2	W
5/8	* at Saint Joseph's.....	6-3	W
5/8	* at Saint Joseph's.....	8-1	W
5/9	* at Saint Joseph's.....	20-5	W
5/11	at Rider.....	4-2	W
5/12	DREXEL.....	13-4	W
5/15	* RHODE ISLAND.....	1-2	L
5/15	* RHODE ISLAND.....	4-2	W
5/16	* RHODE ISLAND.....	7-6	W
5/20	** vs. Virginia Tech.....	3-4	L
5/21	** vs. Massachusetts.....	1-4	L

(I) extra innings; 1 Liberty Bell Classic (at Veterans Stadium)
* Atlantic 10; ** Atlantic 10 Tournament (Boyetown, Pa.)

1998
Head Coach: Skip Wilson
18-27 Overall, 7-11 Atlantic 10

3/6	at Rollins.....	16-18	L
3/7	at Florida Southern.....	5-6	L
3/8	at Florida Southern.....	2-11	L
3/9	at Eckerd.....	8-7	W
3/10	at Eckerd.....	1-6	L

2/19	at Duke.....	2-11	L
2/20	at Duke.....	3-7	L
3/4	at Cal-Poly.....	10-11	L
3/4	at Cal-Poly.....	0-10	L
3/6	at Fresno State.....	3-5	L
3/7	\$ vs. Bowling Green.....	8-8	T
3/8	\$ vs. Creighton.....	0-14	L
3/8	\$ vs. Indiana State.....	1-4	T
3/10	\$ vs. Southern Illinois.....	3-6	L
3/11	\$ vs. Gonzaga.....	8-9	L
3/16	LEHIGH.....	6-8	L
3/23	DELAWARE.....	8-7	W
3/24	PHILA. UNIV.....	13-4	W
3/25	BUCKNELL.....	3-2	W
3/25	BUCKNELL.....	6-4	W
3/26	at C.W. Post.....	1-2	L
3/26	at C.W. Post.....	13-3	W
3/27	at La Salle.....	11-8	W
3/28	+ vs. Penn.....	5-4	W
3/29	at Villanova.....	10-16	L
3/30	RIDER.....	11-14	L
4/1	* at Xavier.....	0-7	L
4/1	* at Xavier.....	1-7	L
4/2	* at Xavier.....	10-14	L
4/4	+ vs. Lehigh.....	4-4	T
4/6	+ vs. Delaware.....	10-5	W
4/8	* DUQUESNE.....	5-3	W
4/8	* DUQUESNE.....	6-1	W
4/10	* DUQUESNE.....	8-12	L
4/11	at Delaware.....	10-5	W
4/12	at Penn.....	3-10	L
4/13	at Lafayette.....	11-12	L
4/15	* MASSACHUSETTS.....	3-14	L
4/16	* MASSACHUSETTS.....	2-1	W
4/16	* MASSACHUSETTS.....	9-9	T
4/19	at Army.....	7-8	L
4/22	* at St. Bonaventure.....	5-6	L
4/23	* at St. Bonaventure.....	6-7	L
4/23	* at St. Bonaventure.....	12-9	W
4/26	at Princeton.....	1-4	L
4/29	FORDHAM.....	4-8	L
4/29	FORDHAM.....	5-2	W
4/30	FORDHAM.....	10-11	L
5/1	LA SALLE.....	10-8	W
5/2	HOFSTRA.....	8-7	W
5/3	DREXEL.....	8-2	W
5/6	* SAINT JOSEPH'S.....	10-8	W
5/6	* SAINT JOSEPH'S.....	10-9	W
5/7	* SAINT JOSEPH'S.....	10-9	W
5/9	at Rider.....	9-5	W
5/10	VILLANOVA.....	5-4	W
5/12	* at Rhode Island.....	2-3	L
5/12	* at Rhode Island.....	6-3	W
5/14	* at Rhode Island.....	2-4	L

(I) extra innings; 1 Liberty Bell Classic (at Veterans Stadium)
* Atlantic 10; \$ at Fresno, Calif.

1999
Head Coach: Skip Wilson
28-28 Overall, 12-9 Atlantic 10

2/26	at #21 N. Carolina.....	4-11	L
2/27	at #21 N. Carolina.....	5-18	L
2/27	at #21 N. Carolina.....	1-8	L
3/6	at Cal-Poly.....	2-9	L
3/7	at Cal-Poly.....	3-15	L
3/7	at Cal-Poly.....	6-9	L
3/8	at Cal-Poly.....	5-2	W
3/9	at UC-Santa Barbara.....	0-9	L
3/11	at Cal State-Northridge.....	1-12	L
3/12	at Cal State-Northridge.....	7-11	L
3/14	at Cal State-Northridge.....	4-7	L
3/20	C.W. POST.....	15-11	W
3/21	C.W. POST.....	3-3	T
3/23	LAFAYETTE.....	20-6	W
3/24	RIDER.....	8-7	W
3/24	at Delaware.....	1-4	L
3/27	at Duke.....	3-2	W
3/28	at Duke.....	0-1	L
3/28	at Duke.....	2-13	L
3/29	LE MOYNE.....	16-10	W
3/30	+ vs. Drexel.....	11-3	W
3/31	LE MOYNE.....	5-4	W
4/2	at La Salle.....	5-2	W
4/2	at La Salle.....	3-6	L
4/2	at La Salle.....	13-2	W
4/3	+ vs. Villanova.....	10-12	L
4/7	at Phila. Textile.....	6-2	W
4/10	* G. WASHINGTON.....	2-5	L
4/10	* G. WASHINGTON.....	2-8	L
4/12	* G. WASHINGTON.....	3-2	W
4/13	LEHIGH.....	19-4	W
4/17	* at Massachusetts.....	4-6	L
4/17	* at Massachusetts.....	1-7	L
4/18	* at Massachusetts.....	4-5	L
4/22	at Army.....	12-2	W
4/24	* ST. BONAVENTURE.....	2-0	W
4/24	* ST. BONAVENTURE.....	7-0	W
4/25	* ST. BONAVENTURE.....	3-4	L
4/27	at Penn State.....	5-12	L
4/27	at Penn State.....	3-8	L
4/28	at Navy.....	13-3	W
4/29	PRINCETON.....	9-11	L
5/1	* at Fordham.....	1-2	L
5/1	* at Fordham.....	10-7	W
5/2	* at Fordham.....	7-8	L
5/5	* at Drexel.....	4-2	W
5/8	* at Saint Joseph's.....	6-3	W
5/8	* at Saint Joseph's.....	8-1	W
5/9	* at Saint Joseph's.....	20-5	W
5/11	at Rider.....	4-2	W
5/12	DREXEL.....	13-4	W
5/15	* RHODE ISLAND.....	1-2	L
5/15	* RHODE ISLAND.....	4-2	W
5/16	* RHODE ISLAND.....	7-6	W
5/20	** vs. Virginia Tech.....	3-4	L
5/21	** vs. Massachusetts.....	1-4	L

(I) extra innings; 1 Liberty Bell Classic (at Veterans Stadium)
* Atlantic 10; ** Atlantic 10 Tournament (Boyetown, Pa.)

1998
Head Coach: Skip Wilson
18-27 Overall, 7-11 Atlantic 10

3/6	at Rollins.....	16-18	L
3/7	at Florida Southern.....	5-6	L
3/8	at Florida Southern.....	2-11	L
3/9	at Eckerd.....	8-7	W
3/10	at Eckerd.....	1-6	L

3/10	at Eckerd.....	4-5	L
3/12	at St. Leo's.....	10-21	L
3/13	at St. Leo's.....	7-5	L
3/13	at St. Leo's.....	6-14	L
3/15	SAINTE PETER'S.....	5-1	W
3/15	SAINTE PETER'S.....	6-3	W
3/17	DELAWARE.....	10-17	L
3/20	LE MOYNE.....	3-2	W
3/23	PHILA. TEXTILE.....	0-9	L
3/24	at Lehigh.....	8-6	W
3/25	LA SALLE.....	11-2	W
3/26	at Villanova.....	1-6	L
3/28	* at Dayton.....	4-11	L
3/28	* at Dayton.....	13-4	W
3/29	* at Dayton.....	8-13	L
3/31	* DELAWARE.....	3-4	L
4/3	* MAINE.....	11-10	W
4/4	* at Rhode Island.....	3-1	W
4/4	* at Rhode Island.....	4-2	W
4/5	* at Rhode Island.....	8-13	L
4/5	* at Hofstra.....	10-7	W
4/8	VILLANOVA.....	8-12	L
4/10	* MASSACHUSETTS.....	2-7	L
4/10	* MASSACHUSETTS.....	5-3	W
4/12	* MASSACHUSETTS.....	7-8	L
4/12	at Mt. St. Mary's.....	4-11	W
4/16	* at St. Leo's.....	7-15	L
4/16	at Rider.....	3-14	L
4/18	* at St. Bonaventure.....	1-2	L

* East Coast Conference (ECC);
** Orlando, Fla.; # Tampa, Fla.
*** ECC Tournament (Newark, Del.)

Head Coach: Skip Wilson
32-9-1 Overall, 10-0 ECC

1981
Head Coach: Skip Wilson
27-13-1 Overall, 8-2 ECC

Table with 3 columns: Rank, Team, Score. Lists results for 1981 season including games at South Florida, at Central Florida, at Florida, at St. Leo's, VILLANOVA, SPRING GARDEN, DREXEL, PHILA. TEXTILE, CATHOLIC, HOFSTRA, HOFSTRA, HOFSTRA, at Seton Hall, at Glassboro State, AMERICAN, at La Salle, LA SALLE, at West Chester, at Rutgers, NIAGARA, SAINT JOSEPH'S, SAINT JOSEPH'S, at Penn State, at Bucknell, AMERICAN, LAFAYETTE, at Rider, at Rider, ** at Delaware, ** vs. American, ** vs. West Chester, 5/9 ** at Delaware, 5/10 ** at Delaware, 5/22 ** at South Carolina, 5/23 1 vs. James Madison

* East Coast Conference (ECC);
** ECC Tournament (Newark, Del.)

1980
Head Coach: Skip Wilson
26-18 Overall, 9-1 ECC

Table with 3 columns: Rank, Team, Score. Lists results for 1980 season including games at Central Florida, at Central Florida, at Central Florida, % vs. Michigan, % vs. Purdue, # vs. Catholic, 3/11 at South Florida, 3/12 at South Florida, 3/14 at St. Leo's, 3/15 ~ vs. Georgetown, 3/15 ~ vs. Georgetown, 3/16 at Tampa, 3/24 at Philadelphia Textile, 3/26 SPRING GARDEN, 3/27 ** at Drexel, 3/28 at Villanova, 4/2 SETON HALL, 4/3 ** at Drexel, 4/3 ** at American, 4/5 ** at American, 4/7 VILLANOVA, 4/8 GLASSBORO STATE, 4/10 DELAWARE VALLEY, 4/11 * at La Salle, 4/12 * AMERICAN, 4/13 * HOFSTRA, 4/15 * HOFSTRA, 4/15 WEST CHESTER, 4/17 ** at Saint Joseph's, 4/18 SAINT JOSEPH'S, 4/20 ST. JOHN'S, 4/22 at Rutgers, 4/23 at Princeton, 4/25 at Wilmington, 4/26 BALTIMORE UNIV., 4/30 at Lafayette, 5/4 ** RIDER, 5/4 ** DELAWARE, 5/5 ** DELAWARE, 5/10 PENN STATE, 5/10 PHILA. TEXTILE

* East Coast Conference (ECC);
** ECC Tournament (Emy Field, Philadelphia)

1979
Head Coach: Skip Wilson
23-5 Overall, 10-0 ECC

Table with 3 columns: Rank, Team, Score. Lists results for 1979 season including games at Rollins, at Florida, # vs. Canisius, # vs. Canisius, at South Florida, PHILA. TEXTILE, DREXEL, DREXEL, at Hofstra, at Hofstra, AMERICAN, AMERICAN, at Villanova, at La Salle, at La Salle, ** at West Chester, ** at Saint Joseph's, 4/22 at St. John's, 4/24 RUTGERS, 4/25 PRINCETON, ** vs. West Chester, ** at Delaware, 5/8 WILMINGTON, 5/9 LAFAYETTE, 5/11 at Bucknell, 5/12 at Penn State

* East Coast Conference (ECC);
** ECC Tournament (Newark, Del.)

Head Coach: Skip Wilson
32-9-1 Overall, 10-0 ECC

Table with 3 columns: Rank, Team, Score. Lists results for 1981 season including games at Rollins, at Florida, % vs. Michigan, % vs. Western Michigan, % vs. Missouri, % vs. Western Michigan, ** at Drexel, ** at Drexel, ** at Philadelphia Textile, ** HOFSTRA, ** HOFSTRA, at Trenton State, at Penn, at Penn, ** at American, ** at American, SETON HALL, GLASSBORO STATE, at Drexel, ** LA SALLE, ** LA SALLE, VILLANOVA, WEST CHESTER, ** SAINT JOSEPH'S, ** SAINT JOSEPH'S, ST. JOHN'S, at Rutgers, at Princeton, HOWARD, ** DELAWARE, ** WEST CHESTER, ** FRANKLIN & MARSH, ** FRANKLIN & MARSH, BUCKNELL, PENN STATE, ! vs. Massachusetts, ! vs. Holy Cross, ! vs. Delaware, ! vs. St. John's, ! vs. St. John's

* East Coast Conference (ECC);
** ECC Tournament (Emy Field, Philadelphia)
! NCAA Northeast Regional (Holyoke, Mass.)

1977
Head Coach: Skip Wilson
34-9 Overall, 9-0 ECC

Table with 3 columns: Rank, Team, Score. Lists results for 1977 season including games % vs. Iowa State, % vs. Michigan, at Rollins, % vs. N. Illinois, % vs. N. Illinois, % vs. Michigan, ! vs. St. John's, ! vs. St. John's, FRANKLIN & MARSH, FRANKLIN & MARSH, DREXEL, PHILA. TEXTILE, at Glassboro State, at Hofstra, TRENTON STATE, LEHIGH, AMERICAN, AMERICAN, HOWARD, at Seton Hall, at La Salle, at La Salle, at Villanova, ** at West Chester, ** SAINT JOSEPH'S, ** SAINT JOSEPH'S, PRINCETON, PRINCETON, RUTGERS, ** at West Chester, ** at Delaware, ** at Delaware, LAFAYETTE, at Bucknell, at Penn State, at Penn State, at Central Connecticut, ! vs. Catholic, ! vs. Cornell, ! vs. St. John's, # vs. Southern Illinois, # vs. Clemson

* East Coast Conference (ECC);
** ECC Tournament (Newark, Del.)
! Northeast Regional (Middletown, Conn.)
College World Series (Omaha, Neb.)

1976
Head Coach: Skip Wilson
37-8-1 Overall, 8-1-1 ECC

Table with 3 columns: Rank, Team, Score. Lists results for 1976 season including games % vs. West Virginia, \$ at Jacksonville, \$ at Tampa, \$ vs. Elizabethtown, \$ vs. Elizabethtown, \$ vs. Clarion, ~ vs. Sacred Heart, at Franklin & Marshall, at Franklin & Marshall, HOWARD, ** at Drexel, ** at Drexel, PHILA. TEXTILE, GLASSBORO STATE, HOFSTRA, HOFSTRA, at Trenton State, at Lehigh, at American, at American, SETON HALL, at Penn, BALTIMORE UNIV., LA SALLE, LA SALLE, VILLANOVA

Table with 3 columns: Rank, Team, Score. Lists results for 1981 season including WEST CHESTER, NIAGARA, SAINT JOSEPH'S, SAINT JOSEPH'S, FAIR, DICKINSON, ** at Delaware, ** at Delaware, ** at Delaware, RIDER, FORDHAM, at Lafayette, PITTSBURGH, BUCKNELL, PENN STATE, vs. Columbia, vs. Maine, ! vs. St. John's, ! vs. Seton Hall, % Jacksonville, Fla., \$ St. Leo, Fla. & Clearwater, Fla., \$ Tampa, Fla.

* East Coast Conference (ECC);
** ECC Tournament (Newark, Del.)
! Northeast Regional (Middletown, Conn.)

1975
Head Coach: Skip Wilson
32-16-1 Overall, 11-1 ECC

Table with 3 columns: Rank, Team, Score. Lists results for 1975 season including games % vs. North Carolina, at Tampa, at Tampa, at Rollins, at Florida, at Stetson, at Stetson, % vs. Miami (Ohio), at Jacksonville, FRANKLIN & MARSH, FRANKLIN & MARSH, GASTON, PHILA. TEXTILE, PHILA. TEXTILE, at Glassboro State, at Hofstra, at Hofstra, TRENTON STATE, LAFAYETTE, LEHIGH, AMERICAN, AMERICAN, at Seton Hall, at Seton Hall, at La Salle, LA SALLE, at Villanova, ** at Saint Joseph's, ** SAINT JOSEPH'S, at St. John's, ** at West Chester, ** at West Chester, PRINCETON, at Fairleigh Dickinson, DREXEL, DREXEL, ** at Delaware, ** DELAWARE, ** at Rider, ** at Rider, PENN., PENN., at Penn State, at Penn State, at Pittsburgh, vs. N.C. State, vs. South Carolina, ! vs. N.C. State, % Winter Park, Fla.

* East Coast Conference (ECC);
** ECC Tournament (I. South Atlantic Regional (Columbia, S.C.))

1974
Head Coach: Skip Wilson
15-18 Overall, 6-4 ECC

Table with 3 columns: Rank, Team, Score. Lists results for 1974 season including games at Stetson, at Jacksonville, at Florida, at Florida, vs. Connecticut, at Jacksonville, at Florida, at Penn, at Penn, EASTERN, GLASSBORO STATE, HOFSTRA, HOFSTRA, PHILA. TEXTILE, PHILA. TEXTILE, LA SALLE, at La Salle, VILLANOVA, ** at Saint Joseph's, ** WEST CHESTER, ** WEST CHESTER, ** at Drexel, ** PENN STATE, PENN STATE, PITTSBURGH, FAIR, DICKINSON, RIDER

* East Coast Conference (ECC);

1973
Head Coach: Skip Wilson
31-11 Overall, 9-2 MAC Univ.

Table with 3 columns: Rank, Team, Score. Lists results for 1973 season including games at South Florida, at South Florida, at Rollins, at Rollins, at Florida, at Florida, at Florida, at Tampa, at Tampa, HOLY CROSS, PENN., PHILA. TEXTILE, PHILA. TEXTILE

Table with 3 columns: Rank, Team, Score. Lists results for 1981 season including at Hofstra, LAFAYETTE, LEHIGH, at NYU, at Glassboro State, ** AMERICAN, ** AMERICAN, at Villanova, ** DELAWARE, ** SAINT JOSEPH'S, ** at La Salle, ** EASTERN, ** LA SALLE, ** at West Chester, ** at West Chester, ** DREXEL, ** DREXEL, at Penn State, at Penn State, at Bucknell, PRINCETON, ** at Delaware, ** DELAWARE, at Rider, at Rider, at Buffalo, ! vs. Seton Hall, ! vs. Buffalo, ! vs. Penn State

* Middle Atlantic Conference (MAC);
** MAC Univ. Tournament
! NCAA District II Tournament (West Windsor, N.J.)

1972
Head Coach: Skip Wilson
33-15 Overall, 10-1 MAC Univ.

Table with 3 columns: Rank, Team, Score. Lists results for 1972 season including games at St. Leo, at American, at Tampa, at Rollins, at Rollins, at Florida, at Florida, at Florida, at Florida, GLASSBORO STATE, EASTERN, PHILA. TEXTILE, LA SALLE, GETTYSBURG, VILLANOVA, BUCKNELL, NYU, at Norfolk State, at Norfolk State, at West Chester, at Richmond, PHILA. TEXTILE, BUCKNELL, at American, at American, at La Salle, RIDER, RIDER, FAIR, DICKINSON, at Saint Joseph's, at Saint Joseph's, at Saint Joseph's, at Saint Joseph's, at Delaware, ELIZABETHTOWN, LA SALLE, RIDER, SWARTHMORE, PENN STATE, SAINT JOSEPH'S, at Lehigh, ! vs. NYU, ! vs. St. John's, ! vs. NYU

* Middle Atlantic Conference (MAC);
** MAC Univ. Tournament
! NCAA District II Tournament (West Windsor, N.J.)
College World Series (Omaha, Neb.)

1971
Head Coach: Skip Wilson
9-18-1 Overall

Table with 3 columns: Rank, Team, Score. Lists results for 1971 season including games Penn, Fairleigh Dickinson, Gettysburg, Princeton, Glassboro State, NYU, Saint Joseph's, Hofstra, Hofstra, Lafayette, Bucknell, Saint Joseph's, American, American, Delaware, La Salle, West Chester, La Salle, St. John's, Villanova, Penn State, Penn State, Pittsburgh, Lehigh, Phila. Textile, Fordham

1970
Head Coach: Skip Wilson
13-12-1 Overall

Table with 3 columns: Rank, Team, Score. Lists results for 1970 season including games at Penn, GETTYSBURG, SAINT JOSEPH'S, CASTLETON, CASTLETON, FAIR, DICKINSON

Table with 3 columns: Rank, Team, Score. Lists results for 1981 season including RIDER, PHILA. TEXTILE, at La Salle, HOFSTRA, HOFSTRA, at Lafayette, ST. JOHN'S, at American, at American, WEST CHESTER, WEST CHESTER, PENN STATE, PENN STATE, at Saint Joseph's, VILLANOVA, LA SALLE, NYU, at Lehigh, DREXEL, at Fordham

1969
Head Coach: Skip Wilson
15-11-1 Overall, 9-7 MAC

Table with 3 columns: Rank, Team, Score. Lists results for 1969 season including games at Glassboro State, PHILA. TEXTILE, AMERICAN, AMERICAN, CASTLETON, PENN., LA SALLE, at Fairleigh Dickinson, at Saint Joseph's, PRINCETON, at Rider, at Rider, RIDER, MORAVIAN, at St. John's, at West Chester, LAFAYETTE, CORNELL, DELAWARE, at Penn State, at Gettysburg, at Gettysburg, at La Salle, at La Salle, SAINT JOSEPH'S, LEHIGH, at NYU

1968
Head Coach: Skip Wilson
25-6 Overall, 10-3 MAC

Table with 3 columns: Rank, Team, Score. Lists results for 1968 season including games at Norfolk State, at Norfolk State, at West Chester, at Richmond, PHILA. TEXTILE, BUCKNELL, at American, at American, at La Salle, RIDER, RIDER, at Princeton, FAIR, DICKINSON, at Saint Joseph's, at Saint Joseph's, at Delaware, ELIZABETHTOWN, LA SALLE, RIDER, SWARTHMORE, PENN STATE, SAINT JOSEPH'S, at Lehigh, ! vs. NYU, ! vs. St. John's, ! vs. NYU

! NCAA District II (Princeton, N.J.)

1967
Head Coach: Skip Wilson
22-10-1 Overall, 8-6 MAC

Table with 3 columns: Rank, Team, Score. Lists results for 1967 season including games at Old Dominion, at Old Dominion, at William and Mary, at Richmond-Macon, at Norfolk State, CASTLETON, CASTLETON, ELIZABETHTOWN, ELIZABETHTOWN, SAINT JOSEPH'S, PRINCETON, at Penn State, at Penn State, at La Salle, PENN., at West Chester, at West Chester, MORAVIAN, at Rider, at Rider, at Rider, at Rider, at Swarthmore, GETTYSBURG, at Rider, LEHIGH, at Bucknell, at Bucknell

1966
Head Coach: Skip Wilson
20-5 Overall, 7-3 MAC

Table with 3 columns: Rank, Team, Score. Lists results for 1966 season including games GLASSBORO STATE, PHILA. TEXTILE, ELIZABETHTOWN, ELIZABETHTOWN, CASTLETON, SAINT JOSEPH'S, RUTGERS-S. JERSEY





4/9	PENN STATE	5-2	W
4/11	UPSALA	14-2	W
4/12	LA SALLE	4-1	W
4/14	ALBRIGHT	5-2	W
4/16	WEST CHESTER	2-4	L
4/16	WEST CHESTER	8-0	W
4/19	at Moravian	11-0	W
4/20	DREXEL	16-2	W
4/26	at Villanova	15-5	W
5/4	SAINT JOSEPH'S	16-5	W
5/5	at Lafayette	5-3	W
5/6	at Lehigh	5-7	L
5/7	at Penn	5-7	L
5/10	at La Salle (11)	11-12	L
5/11	SWARTHMORE	5-1	W
5/17	RIDER	10-1	W
5/18	at Princeton	0-5	L
5/21	BUCKNELL	5-1	W
5/21	BUCKNELL	3-1	W

1965

Head Coach: Skip Wilson
10-9-2 Overall

3/31	RUTGERS-S. J.	11-0	W
4/1	PENN	6-1	W
4/6	SAINT JOSEPH'S	0-3	L
4/9	at Elizabethtown	0-2	L
4/10	at Bucknell	1-0	W
4/14	LAFAYETTE	5-9	L
4/17	at Penn State	4-4	T
4/20	MORAVIAN	0-1	L
4/21	at Drexel	7-1	W
4/24	DELAWARE	1-8	L
4/29	at Albright	0-4	L
5/1	VILLANOVA	4-8	L
5/4	at Saint Joseph's (13)	3-3	T
5/6	LEHIGH	2-0	W
5/11	LA SALLE	17-4	W
5/12	SWARTHMORE	3-1	W
5/15	GETTYSBURG	11-4	W
5/17	at Rider	2-3	L
5/19	at Glassboro State	1-5	L
5/22	PHILA. TEXTILE	2-0	W
5/22	PHILA. TEXTILE	12-4	W

1964

Head Coach: Skip Wilson
15-7-1 Overall, 4-5 MAC

3/25	FAIR. DICKINSON	13-4	W
3/28	GLASSBORO ST.	9-1	W
3/31	at Saint Joseph's	8-8	T
4/2	at Princeton	4-1	W
4/4	BUCKNELL	1-4	L
4/9	LA SALLE	6-2	W
4/11	at Villanova	3-6	L
4/13	TRENTON STATE	5-4	W
4/17	ALBRIGHT	17-1	W
4/18	PHILA. TEXTILE	6-2	W
4/23	at Moravian	2-0	W
4/25	WEST CHESTER	2-3	L
4/27	SAINT JOSEPH'S	13-0	W
5/4	at Lafayette	4-8	L
5/4	at Lafayette	6-4	W
5/6	DREXEL	2-1	W
5/7	at Lehigh	7-2	W
5/9	at Delaware	4-6	L
5/11	at La Salle	11-12	L
5/13	SWARTHMORE	3-2	W
5/16	at Gettysburg	5-9	L
5/20	at Penn State	15-5	W
5/23	RIDER	9-3	W

1963

Head Coach: Skip Wilson
20-3 Overall, 10-0 MAC

3/29	SAINT JOSEPH'S	2-1	W
3/30	at Muhlenberg	1-0	W
4/2	PRINCETON	1-10	L
4/4	at La Salle	11-8	W
4/6	GETTYSBURG	6-5	W
4/10	at Susquehanna	11-2	W
4/11	at Bucknell	7-5	W
4/13	PHILA. TEXTILE	4-3	W
4/16	at Rutgers-S. Jersey	8-2	W
4/17	RIDER	12-0	W
4/20	at Villanova	9-6	W
4/23	MORAVIAN	6-0	W
4/25	PENN	7-6	W
4/27	LA SALLE (14)	7-6	W
5/2	LEHIGH	12-1	W
5/6	LAFAYETTE (11)	5-4	W
5/8	at Drexel	6-2	W
5/11	DELAWARE	2-1	W
5/13	at Albright	6-2	W
5/14	at Saint Joseph's	11-5	W
5/15	at Swarthmore	7-1	W
5/21	PENN STATE	0-5	L
5/25	vs. St. John's	0-7	L

I - NCAA District II

1962

Head Coach: Skip Wilson
13-7-1 Overall, 4-3 MAC

3/31	LA SALLE	9-5	W
4/2	at Saint Joseph's (10)	6-3	W
4/4	COLUMBIA	6-2	W
4/6	ELIZABETHTOWN	8-1	W
4/10	at Penn	7-5	W
4/14	SWARTHMORE	25-8	W
4/16	RUTGERS-S. J.	4-0	W
4/18	at Lehigh (11)	3-4	L
4/19	at Rider	2-4	L
4/21	VILLANOVA	8-5	W
4/24	at Moravian	13-13	T
4/26	DICKINSON	7-3	W
4/28	at La Salle	19-6	W
4/30	SAINT JOSEPH'S	0-8	L
5/3	at West Chester	4-9	L
5/9	DREXEL	21-5	W
5/12	at Delaware	3-6	L
5/15	ALBRIGHT	2-1	W
5/18	SUSQUEHANNA	1-2	L
5/19	BUCKNELL	7-2	W
5/22	at Penn State	3-4	L

1961

Head Coach: Skip Wilson
6-11-1 Overall, 5-9-1 MAC

4/4	SAINT JOSEPH'S	7-0	W
4/7	at Elizabethtown	8-9	L
4/8	at Gettysburg	3-9	L
4/11	PENN	14-0	W
4/15	at Swarthmore	8-1	W
4/19	LEHIGH	3-4	L
4/20	at Penn. Military	2-2	T
4/22	VILLANOVA	4-5	L
4/25	MORAVIAN	7-5	W

4/27	at Dickinson	3-7	L
4/29	LA SALLE	4-12	L
4/29	LA SALLE	14-1	W
5/3	at Saint Joseph's	2-4	L
5/5	RUTGERS	8-10	L
5/9	WEST CHESTER	5-6	L
5/17	at Albright	0-1	L
5/20	at Bucknell	9-3	W
5/23	PENN STATE	1-4	L

1960

Head Coach: Skip Wilson
16-5 Overall, 15-2 MAC

4/1	LA SALLE	5-4	W
4/2	at West Chester	20-3	W
4/7	ELIZABETHTOWN	6-1	W
4/9	GETTYSBURG	17-2	W
4/11	at Moravian	5-3	W
4/13	at Haverford	13-1	W
4/14	at Saint Joseph's	7-0	W
4/16	SWARTHMORE	7-0	W
4/20	at Lehigh	5-4	W
4/21	PENN. MILITARY	6-4	W
4/23	at Rutgers	6-5	W
4/25	at Villanova	3-9	L
4/28	WEST CHESTER	8-1	W
4/29	at La Salle	0-6	L
5/3	SAINT JOSEPH'S	7-0	W
5/7	DELAWARE	0-7	L
5/9	at Penn	7-8	L
5/10	VILLANOVA (11)	3-4	L
5/14	at Lafayette	4-0	W
5/18	at Penn State	3-1	W
5/21	BUCKNELL	8-3	W



All-Time Opponents

Team	W-L-T	Pct.	First	Last	Team	W-L-T	Pct.	First	Last	Team	W-L-T	Pct.	First	Last
Albany	1-1-0	.500	2005	2005	Georgetown	15-11-0	.577	1927	1996	Point Park	1-1-0	.500	1988	1988
Albright	14-6-1	.690	1929	1967	Gettysburg	16-12-1	.569	1929	1972	Princeton	18-21-1	.643	1928	2001
American	22-7-1	.750	1968	1982	Glassboro State	17-11-1	.603	1964	1991	Providence	0-1-0	.000	1927	1927
American International	3-2-0	.600	1986	1992	Gonzaga	0-1-0	.000	2000	2000	Purdue	1-1-0	.500	1980	1993
Arizona State	0-1-0	.000	1972	1972	Graterford Prison	2-0-0	1.000	1954	1955	Quantico Marines	2-8-0	.200	1927	1931
Army	5-5-0	.500	1932	2005	Hampton-Sidney	1-0-0	1.000	1929	1929	Randolph-Macon	1-0-0	1.000	1967	1967
Assumption	1-0-0	1.000	1992	1992	Harvard	2-2-0	.500	1936	1983	Rhode Island	53-44-0	.546	1983	2013
Baltimore University	2-1-0	.667	1980	1980	Haverford	9-1-0	1.000	1930	1960	Rice	0-3-0	.000	1985	1985
Bethune Cookman	1-2-0	.333	2008	2008	Hawaii-Hilo	3-4-0	.429	2006	2006	Richmond	9-18-0	.333	1968	2013
Binghamton	2-1-0	1.000	2008	2012	High Point	0-4-0	.000	2009	2011	Rider	27-30-1	.466	1946	2009
Bloomsburg	0-1-0	.000	1951	1951	Hofstra	24-6-0	.800	1970	2000	Rollins	5-21-0	.192	1972	2002
Boston College	2-5-0	.286	1927	2005	Holy Cross	4-2-0	.666	1940	2013	Rutgers	24-44-0	.353	1941	2011
Bowling Green	0-0-1	.500	2000	2000	Howard	3-0-0	1.000	1976	1977	Rutgers-South Jersey	6-0-0	1.000	1958	1966
Brown	0-1-0	.000	1927	1927	Indiana	0-1-0	.000	1934	1934	Sacred Heart	2-0-0	1.000	1976	2004
Bryant	1-0-0	1.000	1983	1983	Indiana State	0-0-1	.500	2000	2000	St. Bonaventure	22-34-0	.396	1993	2012
Bucknell	37-20-0	.649	1929	2007	Iona	2-1-0	1.000	1982	2012	St. Francis (NY)	0-1-0	.000	2006	2006
Buffalo	3-1-0	.750	1973	2007	Iowa	1-0-0	1.000	1972	1972	St. John's	4-17-1	.205	1929	2009
BYU	0-2-0	.000	1987	1987	Iowa State	2-0-0	1.000	1977	1977	Saint Joseph's	108-52-2	.673	1928	2013
Cal-Poly	1-5-0	.167	1999	2000	Ithaca	0-1-0	.000	1993	1993	St. Leo's	3-16-0	.158	1976	1998
Cal-Poly San Luis	0-3-0	.000	2001	2001	Jacksonville	2-6-0	.250	1974	1990	Saint Louis	4-11-0	.333	2007	2012
Cal-San Diego	1-1-0	.500	1988	1988	James Madison	0-1-0	.000	1981	1981	Saint Peter's	5-1-0	.833	1998	2013
Cal-Santa Barbara	0-3-0	.000	1999	2001	Kansas State	0-1-0	.000	2003	2003	St. Rose	0-1-0	.000	2004	2004
Cal-St. Fullerton	0-1-0	.000	2001	2001	Kent State	0-1-0	.000	2007	2007	San Diego	0-3-0	.000	1988	1988
Cal-St. Northridge	0-5-0	.000	1999	2001	Le Moyne	4-0-0	1.000	1998	1999	San Diego State	0-1-0	.000	1988	1988
Canisius	2-0-0	1.000	1979	1979	La Salle	90-37-0	.709	1947	2013	Savannah State	0-1-0	.000	2005	2005
Castleton	5-0-0	1.000	1967	1970	Lafayette	37-26-0	.587	1927	2013	Seton Hall	8-11-0	.421	1927	2005
Catholic	3-0-0	1.000	1977	1981	Lebanon Valley	2-2-0	.500	1949	1952	Shippensburg	3-5-0	.375	1986	1994
Central Connecticut St.	2-0-0	1.000	1977	2012	Lehigh	30-17-1	.635	1928	2013	Siena	1-1-0	.500	1997	2002
Central Florida	3-6-1	.350	1980	2002	Long Island	4-2-0	.667	1972	2008	South Alabama	0-3-0	.000	2003	2003
Central Michigan	1-1-0	.500	1984	2009	Longwood	1-3-0	.250	2012	2013	South Carolina	0-2-0	.000	1975	1981
Charlotte	5-13-0	.277	2006	2013	LSU	0-3-0	.000	2006	2006	South Florida	4-11-0	.267	1973	1992
City College of NY	9-4-0	.692	1927	1942	Maine	2-1-0	.667	1976	2004	South Utah State	0-1-0	.000	1987	1987
Ciaron	1-0-0	1.000	1976	1976	Manhattan	3-5-0	.375	1931	2009	Southern Illinois	0-2-0	.000	1977	2000
Clemson	0-1-0	.000	1977	1977	Maryland	3-4-0	.429	1941	2005	Southern Miss	0-1-0	.000	2003	2003
Colgate	1-3-0	.250	1935	1950	Maryland Baltimore Co.	3-1-0	.750	1988	1989	Spring Garden	9-0-0	1.000	1980	1988
Columbia	2-0-0	1.000	1962	1976	Maryland Eastern Shore	6-1-0	.833	2003	2012	Stetson	1-3-0	.250	1974	1975
Concordia	1-1-0	.500	1990	1991	Massachusetts	42-48-1	.467	1978	2013	Susquehanna	5-1-0	.833	1955	1963
Connecticut	2-3-0	.400	1940	1974	Miami (Ohio)	0-2-0	.000	1975	1995	Swarthmore	16-3-0	.842	1932	1968
Coppin State	1-0-0	1.000	2011	2011	Michigan	3-4-0	.429	1934	1984	Syracuse	1-0-0	1.000	1948	1948
Cornell	4-0-1	.900	1933	2011	Missouri	0-2-0	.000	1978	1978	Tampa	4-13-0	.235	1972	1997
Creighton	0-1-0	.000	2000	2000	Monmouth	4-3-0	.500	2006	2012	TCU	1-2-0	.333	1995	1995
Crescent A.C.	1-0-0	1.000	1935	1935	Montclair State	1-1-1	.500	1985	1988	Texas Pan-American	1-5-0	.167	1984	1985
C.W. Post	10-4-0	.714	1986	2000	Moravian	8-2-1	.773	1959	1969	Texas Tech	0-7-0	.000	1995	2001
Dartmouth	5-2-0	.714	1928	1948	Morehead State	1-1-0	.500	1990	1990	Towson	13-10-0	.562	1985	2008
Dayton	13-15-0	.440	1998	2012	Morningside	1-2-0	.333	1984	1985	Trenton State	5-0-0	1.000	1964	1978
Delaware	50-54-0	.490	1928	2013	Mount St. Mary's	7-2-0	.778	1927	2011	Troy State	0-1-0	.000	2003	2003
Delaware State	2-1-0	.667	2008	2011	Muhlenberg	19-10-1	.650	1927	1963	Tufts	0-1-0	.000	1929	1929
Delaware Valley	1-0-0	1.000	1980	1980	Navy	9-10-0	.474	1932	2004	Tulane	0-3-0	.000	2001	2001
Detroit Mercy	4-1-0	.800	1982	2004	NE Illinois	1-0-0	1.000	1992	1992	UNC Asheville	1-2-0	.333	2013	2013
Dickinson	6-6-0	.500	1929	1962	New Mexico State	1-2-0	.333	2007	2007	UNC Wilmington	0-3-0	.000	2007	2007
Drexel	61-8-1	.879	1947	2002	New Orleans	4-3-0	.571	2003	2011	Univ. of the Sciences	1-1-0	.500	2004	2004
Duke	1-13-0	.071	1934	2010	Niagara	3-1-0	.750	1976	2010	UNLV	2-9-0	.182	1987	2010
Duquesne	17-18-0	.486	1995	2010	Norfolk State	2-0-0	1.000	1968	1968	Upsala	1-0-0	1.000	1966	1966
East Carolina	0-3-0	.000	1994	1994	North Carolina	1-5-0	.167	1975	2007	Ursinus	8-4-0	.667	1931	1952
East Tennessee State	0-1-0	.000	2007	2007	North Carolina A&T	1-2-0	.000	2012	2012	U.S. International	0-2-0	.000	1988	1988
Eastern	4-0-0	1.000	1972	1975	North Carolina Central	3-0-0	1.000	2011	2011	U.S. Marine Corp.	1-0-0	1.000	1942	1942
Eckerd	2-8-0	.200	1990	1998	North Carolina State	1-3-1	.300	1975	1989	Vanderbilt	0-1-0	.000	2002	2002
Elizabethtown	11-3-0	.786	1955	1976	North Florida	0-1-0	.000	1990	1990	Vermont	2-0-0	1.000	1931	1937
Elon	0-1-0	.000	2011	2011	Northern Illinois	1-1-0	.500	1977	1977	Villanova	54-59-0	.478	1927	2013
Equitable Life	0-1-0	.000	1949	1949	Northwestern	0-1-0	.000	2003	2003	Virginia Commonwealth	2-2	.500	2012	2013
Evansville	0-3-0	.000	1996	2004	New York Tech	6-6-0	.455	1982	2012	Virginia Tech	0-3-0	.000	1996	2013
Fairfield	1-0-0	1.000	2011	2011	NYU	10-9-0	.526	1932	1973	Wagner	3-2-0	.600	1997	2008
Fairleigh Dickinson	7-3-0	.700	1964	1976	Oklahoma	0-2-0	.000	1972	1989	Wake Forest	0-1-0	.000	1989	1989
Florida	4-6-0	.400	1972	1981	Oklahoma State	0-2-0	.000	1984	1992	Washington & Lee	0-1-0	.000	1932	1932
Florida Gulf Coast	1-3-0	.250	2009	2010	Old Dominion	3-8-1	.292	1967	2013	West Chester	42-20-0	.677	1946	1989
Florida International	1-2-0	.333	2004	2005	Pace	2-4-0	.333	1985	1991	West Virginia	7-19-0	.269	1938	2011
Florida Presbyterian	1-1-0	.500	1972	1972	Penn.	35-12-2	.729	1927	2012	Western Kentucky	1-1-0	.500	1983	1983
Florida Southern	0-7-0	.000	1986	1998	Penn. A.C.	8-11-0	.421	1927	1941	Western Michigan	0-2-0	.000	1978	1978
Fordham	21-42-0	.350	1930	2012	Penn State	34-51-1	.401	1929	2013	William and Mary	0-5-0	.000	1967	2001
Franklin and Marshall	11-1-0	1.000	1949	1977	Penn. Military College	2-0-1	.750	1959	1961	Williams	0-0-1	.500	1948	1948
Fresno State	0-1-0	.000	2000	2000	Philadelphia Univ.	39-4-1	.898	1928	2002	Wilmington College	8-1-0	.889	1979	1988
George Mason	1-4-0	.200	2006	2013	Philadelphia Osteopathy	3-0-0	1.000	1928	1931	Winthrop	1-0-0	1.000	2007	2007
George Washington	20-20-1	.500	1986	2012	Pittsburgh	9-6-0	.600	1942	2010	Wright State	0-1-0	.000	2013	2013
										Xavier	12-19-0	.387	1986	2011
										York	2-1-0	.667	1984	1985

2014 opponents in bold; Records since 1927





UNDER ARMOUR.

EST. 1996 BALTIMORE
 THE WORLD'S ORIGINAL PERFORMANCE
 WE STARTED THIS THING BRAND
 PROTECT THIS HOUSE



Under Armour is proud to outfit Temple University Baseball.



UA.COM