

A stylized graphic of a basketball in shades of blue and dark blue, with white and gold outlines, serving as the background for the text.

ORU

WOMEN'S BASKETBALL

2024-25 RECORD BOOK

HISTORY





ALL-AMERICANS



#24 • Vivian Herron

Forward • Jackson, Miss.

1985-86 | Women's Basketball Yearbook
Freshman Honorable Mention All-America

Herron's Career ORU Stats

Year	G	FG	FGA	PCT	3FG	3FGA	PCT	FT	FTA	Pct	REB	AVG	A	BLK	STL	PTS	Avg.
1985-86	27	167	318	52.5	--	--	--	69	96	71.9	216	8.1	25	--	--	403	14.9
1986-87	28	210	434	48.4	0	0		142	175	81.1	220	7.9	45	--	--	562	20.1
1987-88	27	200	420	47.6	0	0	0	115	144	79.9	269	10	33	13	45	515	19.1
1988-89	27	276	601	45.9	1	1	100	159	198	80.3	302	11.2	35	34	50	712	26.4
TOTALS	109	853	1773	48.1	1	1	100.0	485	613	79.1	1007	9.2	138			2192	20.1



#33 • Kisa Bradley

Forward • Detroit, Mich.

1995-96 | Basketball Times
Honorable Mention All-America

Bradley's Career ORU Stats

Year	G	FG	FGA	PCT	3FG	3FGA	PCT	FT	FTA	Pct	REB	AVG	A	BLK	STL	PTS	Avg.
1995-96	27	221	625	35.4	54	193	28.0	106	157	67.5	262	9.7	16	119	31	602	22.3
1996-97	26	242	499	48.5	6	20	30.0	90	140	64.3	268	10.3	21	94	56	580	22.3
TOTALS	109	853	1773	48.1	1	1	100.0	485	613	79.1	1007	9.2	138			2192	20.1



#11 • Krista Ragan

Guard • Indianola, Okla.

2001-02 | Kodak
Honorable Mention All-America

Ragan's Career ORU Stats

Year	G	FG	FGA	PCT	3FG	3FGA	PCT	FT	FTA	Pct	REB	AVG	A	BLK	STL	PTS	Avg.
1997-98	1	5	12	41.7	1	1	100.0	10	12	83.3	0	0	2	0	0	21	21.0
1998-99	30	198	427	46.4	42	110	38.2	70	94	74.5	83	2.8	105	0	46	508	16.9
1999-00	28	177	421	42.0	56	147	38.1	68	101	67.3	81	2.9	79	0	49	478	17.1
2000-01	31	184	437	42.1	38	104	36.5	94	131	71.8	99	3.2	119	1	47	500	16.1
TOTALS	90	564	1297	43.4	137	362	37.8	242	338	71.5	263	2.9	305	1	142	1507	16.7



ALL-AMERICANS



#15 • Kevi Luper

Guard • Adair, Okla.

2009-10 | AP Honorable Mention All-America • Full Court Press Freshman 2nd Team
2010-11 | AP Honorable Mention
2011-12 | College Sports Madness Mid-Major 2nd Team
2012-13 | Full Court Press Mid-Major 1st Team • College Sports Madness Mid-Major 3rd Team

Luper's Career ORU Stats

Year	G	FG	FGA	PCT	3FG	3FGA	PCT	FT	FTA	Pct	REB	AVG	A	BLK	STL	PTS	Avg.
2009-10	31	260	563	46.2	43	143	30.1	194	235	82.6	161	5.2	73	8	140	757	24.4
2010-11	34	283	643	44.0	63	164	38.4	177	210	84.3	159	4.7	29	7	126	806	23.7
2011-12	30	273	591	46.2	48	124	38.7	120	140	85.7	114	3.8	60	9	114	714	23.8
2012-13	31	236	536	44.0	41	107	38.3	77	88	87.5	118	3.8	49	30	83	590	19.0
TOTALS	126	1052	2333	45.0	195	538	36.2	568	673	84.3	552	4.3	211	54	463	2867	22.7



#34 • Vicky McIntyre

Center • Omaha, Neb.

2014-15 | Associated Press
Honorable Mention All-America

McIntyre's Career ORU Stats

Year	G	FG	FGA	PCT	3FG	3FGA	PCT	FT	FTA	Pct	REB	AVG	A	BLK	STL	PTS	Avg.
2014-15	34	205	411	49.9	0	0	0	113	142	79.6	536	15.8	62	160	11	523	15.4
TOTALS	34	205	411	49.9	0	0	0	113	142	79.6	536	15.8	62	160	11	523	15.4





CONFERENCE AWARD WINNERS

MIDWESTERN COLLEGIATE CONFERENCE ERA (1986-87)

FIRST TEAM ALL-CONFERENCE

1986-87	Vivian Herron
	Kim Ogden



MID-CONTINENT CONFERENCE/SUMMIT LEAGUE ERA (1996-2012; 2014-Present)

PLAYER OF THE YEAR

1998-99	Krista Ragan
2000-01	Krista Ragan
2001-02	Krista Ragan
2006-07	Elisha Turek
2009-10	Kevi Luper
2010-11	Kevi Luper
2011-12	Kevi Luper

DEFENSIVE PLAYER OF THE YEAR

2009-10	Kevi Luper
2010-11	Kevi Luper
2014-15	Vicky McIntyre

NEWCOMER OF THE YEAR

1998-99	Krista Ragan
2000-01	Jennette Bolovinos
2003-04	Elisha Turek
2008-09	Georgia Jones
2009-10	Kevi Luper
2014-15	Vicky McIntyre
2023-24	Taleyah Jones

FRESHMAN OF THE YEAR

2020-21	Tierney Coleman
2021-22	Tirzah Moore
2023-24	Emily Robinson

SIXTH WOMAN OF THE YEAR

2010-11	Savanna Buck
2015-16	Faith Ihim
2023-24	Jalei Oglesby

TOURNAMENT MVP

1999	Krista Ragan
2001	Krista Ragan
2004	Leah Cannon
2005	Elisha Turek
2007	Elisha Turek
2008	Rachel Watman

FIRST TEAM ALL-CONFERENCE

1998-99	Krista Ragan
1999-00	Krista Ragan
2000-01	Krista Ragan
2001-02	Krista Ragan
2003-04	Elisha Turek
2004-05	Elisha Turek
2005-06	Elisha Turek
2006-07	Elisha Turek
2008-09	Janae Voelker
2009-10	Jaci Bigham
	Kevi Luper
2010-11	Jaci Bigham
	Kevi Luper
2011-12	Kevi Luper
2014-15	Vicky McIntyre
2017-18	Faith Ihim
2018-19	Lakota Beatty
2019-20	Keni Jo Lippe
2022-23	Hannah Cooper
2023-24	Hannah Cooper

SECOND TEAM ALL-CONFERENCE

1997-98	Jessica Rhoten
1998-99	Jessica Rhoten
2000-01	Jennette Bolovinos
2001-02	Cori Williston
2002-03	Cori Williston
2003-04	Leah Cannon
2006-07	Jenny Hardin
2007-08	Mariana Camargo
2010-11	Jordan Pyle
2015-16	Kaylan Mayberry
2016-17	Faith Ihim
2017-18	Maria Martiane
2018-19	Maya Mayberry
2020-21	Keni Jo Lippe
2021-22	Tirzah Moore
2023-24	Taleyah Jones

HONORABLE MENTION ALL-CONFERENCE

2006-07	Janae Voelker
2007-08	Jenny Hardin
	Janae Voelker
2008-09	Mariana Camargo
2009-10	Janae Voelker
2016-17	Maria Martiane
2019-20	Montserrat Brotons
	Rylie Torrey
2023-24	Jalei Oglesby

ALL-NEWCOMER/ALL-FRESHMEN TEAM

1997-98	Jessica Rhoten
1998-99	Krista Ragan
2000-01	Cori Williston
2001-02	Stephanie Clark
2003-04	Elisha Turek
2005-06	Mariana Camargo
	Jenny Hardin
2006-07	Janae Voelker
2008-09	Georgia Jones
2009-10	Jaci Bigham
	Kevi Luper
2011-12	Bernadett Balla
2014-15	Vicky McIntyre
2015-16	Maria Martiane
2017-18	Maya Mayberry
2020-21	Tierney Coleman
2021-22	Tirzah Moore
2022-23	Ruthie Udoumoh
2023-24	Taleyah Jones
	Jalei Oglesby
	Emily Robinson

ALL-TOURNAMENT TEAM

1999	Krista Ragan
	Jessica Rhoten
2001	Shayne McKenzie
	Krista Ragan
2002	Krista Ragan
2004	Leah Cannon
	Elisha Turek

2005	Elisha Turek
2007	Jenny Hardin
	Elisha Turek
	Rachel Watman
2008	Janae Voelker
	Rachel Watman
2010	Jaci Bigham
	Kevi Luper
2011	Kevi Luper
2015	Vicky McIntyre

PLAYER OF THE WEEK

1997-98	Jessica Rhoten (1/19, 2/9)
1998-99	Jessica Rhoten (2/1)
	Krista Ragan (2/8)
1999-00	Krista Ragan (1/31)
2000-01	Jennette Bolovinos (1/9)
	Krista Ragan (2/20)
2001-02	Krista Ragan (12/10, 1/15, 1/29)
2002-03	Cori Williston (12/2)
	Stephanie Clark (12/16)
	Kristin Brady (12/30)
2003-04	Leah Cannon (1/7)
	Elisha Turek (1/20, 2/24)
2004-05	Elisha Turek (11/23, 12/07, 12/21, 3/8)
2005-06	Jenny Hardin (12/20)
	Elisha Turek (1/31)
2006-07	Elisha Turek (11/14, 12/2, 12/26, 1/2, 1/23)
	Janae Voelker (2/13)
2007-08	Jenny Hardin (12/4)
2008-09	Janae Voelker (11/25, 1/6)
2009-10	Jaci Bigham (12/29, 1/5, 1/19)
	Kevi Luper (11/17, 11/24, 12/1, 12/8, 12/22, 2/2, 2/16)
2010-11	Jaci Bigham (11/30)
	Kevi Luper (11/16, 1/11, 2/8)
2011-12	Kevi Luper (11/15, 11/29, 12/6, 2/7)
2014-15	Vicky McIntyre (12/1, 1/12, 2/2, 2/9)
2016-17	Maria Martiane (12/5)
2017-18	Faith Ihim (12/18, 2/12, 2/26)
2018-19	Keni Jo Lippe (1/28)
2019-20	Keni Jo Lippe (2/10)
2021-22	Tirzah Moore (2/21)
2022-23	Hannah Cooper (11/14, 12/19, 1/30)
	Tirzah Moore (1/23)
2023-24	Hannah Cooper (11/20)
	Taleyah Jones (1/2)
	Ruthie Udoumoh (12/25, 1/22)



1,000-POINT CLUB



1. Kevi Luper

2,867 Points
2009-13
Adair, Okla.

- Two-time AP All-American
- Summit League career scoring leader
- 3-time Summit League Player of the Year
- Led NCAA Division I in scoring in 2010-11
- Represented USA at 2012 Pan Am Games
- Led ORU to 2013 NCAA Tournament



Kevi Luper revolutionized basketball at Oral Roberts University, bringing previously unheard of national and global attention to the program. A three-time Summit League Player of the Year, Luper ended her collegiate career ranked 14th in NCAA Division I history in scoring and 6th in steals. As a sophomore in 2010-11, she became the first player in NCAA Division I women's basketball history to lead the nation in both points and steals in a single year.

Despite playing just three years in the conference, Luper ranks as the top scorer in Summit League history. Luper set ORU's career scoring record on Feb. 18, 2012 in an overtime win at IPFW, two weeks after breaking the Summit League career scoring record with 41-point performance on Feb. 4, 2012 at North Dakota State.

The Adair native was named to the prestigious Naismith Trophy Watch List prior to her final two seasons, and she was an Associated Press All-American after both her freshman and sophomore campaigns.

Luper became the first ORU player to play for Team USA in an international competition when she represented her country at the 2011 Pan American Games in Guadalajara, Mexico. She was also featured numerous times by media outlets across the nation, including ESPN.com, Athlon Sports and Full Court Press.

Luper led ORU to the 2013 Southland Conference Tournament Championship as a senior. She led all scorers with 20 points in her final game, a nationally-televised matchup with Tennessee in the NCAA Tournament on March 23, 2013.

LUPER'S CAREER STATISTICS

Season	G	FG-FGA	Pct.	3FG-A	Pct.	FT-FTA	Pct.	Pts.	Avg.
2009-10	31	260-563	.462	43-143	.301	194-235	.826	757	24.4
2010-11	34	283-643	.440	63-164	.384	177-210	.843	806	23.7
2011-12	30	273-591	.462	48-124	.387	120-140	.857	714	23.8
2012-13	31	236-536	.440	41-107	.383	77-88	.875	590	19.0
Totals	126	1052-2333	.451	195-538	.362	568-673	.844	2867	22.8



2. Vivian Herron

2,192 Points
1985-89
Jackson, Miss.

- Freshman All-American in 1985-86
- All-MCC selection in 1986-87
- Held ORU's career scoring record for 22 years
- Held ORU's career rebound record for 18 years
- First ORU player to tally 2,000 points and 1,000 rebounds



Vivian Herron was the first Oral Roberts University women's basketball player to top the 2,000-point and 1,000-rebound plateaus. Her career total of 2,192 points stood for 22 years before it was broken by Kevi Luper in 2012. She is of only four ORU players to average 20 or more points in a season twice, including her 26.4 points per game average as a senior.

Also a prolific rebounder, Herron grabbed 1,007 career boards over her four seasons in Tulsa, a mark that stood for 18 seasons. Her 11.2 rebounds

per game average from the 1988-89 season stood as a program record until broken by Vicky McIntyre during the 2014-15 season. Herron combined her scoring and rebounding talents to form a lethal combination. She recorded 19 double-doubles in her banner season of 1988-89 and finished with 46 double-doubles for her career, setting school records in both categories that held up for 18 years. She scored a career-high of 43 points against New Mexico State on Nov. 28, 1988.

Herron was ORU's first nationally-recognized All-American. After averaging 14.9 points per game as a freshman in 1985-86, Herron was honored as a Freshman All-America honoree by Women's Basketball Yearbook.

ORU won 17 games in Herron's freshman season, including wins over Tulsa, Texas Tech and Kansas State, and she earned All-Midwestern Collegiate Conference honors a year later when she led the Lady Titans to a 2nd place finish in their only year of MCC play in 1986-87.

HERRON'S CAREER STATISTICS

Season	G	FG-FGA	Pct.	3FG-A	Pct.	FT-FTA	Pct.	Pts.	Avg.
1985-86	27	167-318	.525	---	---	69-96	.719	403	14.9
1986-87	28	210-434	.484	0-0	.000	142-175	.811	562	20.1
1987-88	27	200-420	.476	0-0	.000	115-144	.799	515	19.1
1988-89	27	276-601	.459	1-1	1.000	159-198	.803	712	26.4
Totals	109	853-1773	.481	1-1	1.000	485-613	.791	2192	20.1



1,000-POINT CLUB



3. Krista Ragan

2,152 Points

1996-2002

Indianola, Okla.

- Kodak All-American in 2002
- Three-time Mid-Con Player of the Year
- Two-time Mid-Con Tournament MVP
- Led ORU to '99 and '01 NCAA Tournaments
- Is the only ORU women's basketball player to have her number retired at the Mabee Center



All-American Krista Ragan left an indelible impression on the ORU basketball program, transforming the Golden Eagles from a struggling doormat into a mid-major power that regularly competes on the sport's grandest stages.

In 1996, Ragan joined a program that had posted losing seasons in eight of the last nine years. Leg injuries sidelined her after four games of her first season and one game of her second, but in 1998-99 Ragan recovered to lead the Golden Eagles to

a 17-13 record and their first Mid-Con Tournament title. Two years later, Ragan guided ORU to its first 20-win season in 18 years and a second Mid-Con crown. Led by Ragan, ORU nearly upset 2nd-seeded Oklahoma in the first round of the NCAA Tournament.

A complete scorer, Ragan ended her career as the career scoring leader in Mid-Con (now Summit League) history, and over a decade after her graduation she still ranks second on the league's all-time points list.

Ragan was named Mid-Con Player of the Year by the league's media in 1998-99, and she captured the league's official award in both 2000-01 and 2001-02.

An ORU assistant coach during the team's 2012-13 Southland championship run, Ragan is married to ORU men's basketball legend Nathan Binam. She is the only ORU women's player to have her jersey retired, as her famous #11 was raised to the Mabee Center rafters at halftime of a victory over UMKC on Jan. 28, 2012.

RAGAN'S CAREER STATISTICS

Season	G	FG-FGA	Pct.	3FG-A	Pct.	FT-FTA	Pct.	Pts.	Avg.
1996-97	4	14-38	.368	8-20	.400	11-17	.647	47	11.8
1997-98	1	5-12	.417	1-1	1.000	10-12	.833	21	21.0
1998-99	30	198-427	.464	42-110	.382	70-94	.745	508	16.9
1999-00	28	177-421	.420	56-147	.381	68-101	.673	478	17.1
2000-01	31	184-437	.421	38-104	.365	94-131	.718	500	16.1
2001-02	29	194-457	.425	63-150	.420	147-193	.762	598	20.6
Totals	123	772-1792	.431	208-532	.391	400-548	.730	2152	17.5



4. Elisha Turek

2,054 Points

2003-07

Council Bluffs, Iowa

- 2007 Mid-Con Player of the Year
- Four-time Mid-Con All-Conference selection
- Holds ORU's career rebounding record
- Two-time Mid-Con Tournament MVP
- Led the Golden Eagles to the 2005 and 2007 NCAA Tournaments



The only player in program history to lead the Golden Eagles in scoring and rebounding four times, Elisha Turek was an instant success from the moment she arrived in Tulsa from her hometown of Council Bluffs, Iowa. As a freshman in 2003-04, Turek averaged 15.0 points and 9.3 rebounds per game to capture Mid-Con Newcomer of the Year honors.

The Golden Eagles lost to Valparaiso by a single point in the Mid-Con title game in Turek's rookie campaign, but that disappointment fueled

the Iowa native to a sophomore year for the ages. Turek led the Mid-Con with 18.3 points and 9.6 rebounds per game in 2004-05, and she took the Golden Eagles to their first NCAA Tournament since 2001. Turek led all scorers with 21 points in a First Round loss to Texas, and there was no question the ORU program had found a star.

After a disappointing opening round loss to Oakland in the Mid-Con Tournament as a junior, Turek regrouped for her senior season of 2006-07. She led the league with 17.5 points and 10.5 rebounds per game and captured her first Mid-Con Player of the Year trophy. Most importantly, Turek led ORU to another Mid-Con Tournament title, getting revenge over Oakland in the championship game, and she capped her career with an NCAA Tournament loss to Purdue. Turek broke ORU's career rebounding record on Jan. 22, 2007 in a 32-point, 15-board masterpiece vs. Centenary. She holds ORU's career rebounding mark, with 1,168 for her career, and she has the school record with 52 career double-doubles.

TUREK'S CAREER STATISTICS

Season	G	FG-FGA	Pct.	3FG-A	Pct.	FT-FTA	Pct.	Pts.	Avg.
2003-04	30	181-410	.441	14-42	.333	73-111	.658	449	15.0
2004-05	31	240-501	.479	5-15	.333	83-126	.659	568	18.3
2005-06	28	201-387	.519	6-17	.353	55-87	.632	463	16.5
2006-07	33	238-448	.531	1-1	1.000	97-155	.626	574	17.2
Totals	122	860-1746	.493	26-75	.347	308-479	.643	2054	16.8



1,000-POINT CLUB



5. Stacy Williams

1,787 Points
1988-91
York, Pa.

- Two-time NAIA All-District 9 Selection
- Holds ORU's single-season record in scoring
- Holds ORU's career record in three-point field goals despite playing only two full seasons
- Scored a school-record 50 points against Langston on Feb. 20, 1990



Stacy Williams played three seasons at ORU after transferring from Penn State, where she did not play basketball. Though she only played two full seasons on the active roster, her impact on the Golden Eagle record books is tremendous, especially in the area of three-point shooting.

A prolific outside shooter, Williams holds ORU's career record for made three-point field goals, with 321, despite playing only 81 career games. Williams' banner season came in 1989-90, when she

set single-season school records in total points, with 1,060, and scoring average, at 26.5 points per game. Williams drained a school-record 194 three-pointers that year, more than all but four ORU players hit in their entire careers, and was named an NAIA All-District pick.

Williams set a school record for points in a game on Feb. 20, 1990, when she scored 50 points in an overtime victory over in-state rival Langston.

Williams was also a skilled passer, setting a school record at the time with 14 assists against Oklahoma City on Jan. 10, 1991. Williams led Oral Roberts in assists per game in both of her full seasons on the roster.

A native of York, Pennsylvania, Williams was named 1st Team NAIA All-District 9 selection as a senior in 1990-91, when she averaged 20.7 points per game and led the team to 15 victories, a 13-win improvement over the previous year, and a spot in the NAIA District Playoffs.

WILLIAMS' CAREER STATISTICS

Season	G	FG-FGA	Pct.	3FG-A	Pct.	FT-FTA	Pct.	Pts.	Avg.
1988-89	8	15-41	.366	5-18	.278	9-18	.500	44	5.5
1989-90	40	363-1122	.324	194-697	.278	140-204	.686	1060	26.5
1990-91	33	234-682	.343	122-403	.303	93-155	.608	683	20.7
Totals	81	612-1845	.332	321-1118	.287	242-375	.645	1787	22.1



6. Sharon Tucker

1,783 Points
1978-81
Hugo, Okla.

- Held ORU's career scoring and rebounding records for 8 years
- Averaged over 20 points per game in each of her final two seasons
- Led ORU to three consecutive AIAW State Championships

Sharon Tucker played only three seasons for the Lady Titans but still ranks as one of the most outstanding scorers in school history. One of only five ORU players to average better than 20.0 points per game in two different seasons, Tucker ended her career as the school's career leader in points and rebounds.

Tucker led ORU to three consecutive AIAW State Championships, starting with her rookie season of 1978-79. The Lady Titans went 25-10 that season, with Tucker averaging 13.6 points per game. Tucker led ORU to multiple wins over Arkansas, Wichita State, Oklahoma State and Oklahoma, including a 69-66 victory over the Sooners in the State Championship Game. The season ended with a three-point loss to 3rd-ranked Texas in the AIAW Southwest Regional Tournament.

The Hugo native assumed a bigger role for the 1979-80 club, which went 22-8 and won yet another AIAW State Championship. Tucker averaged 21.2 points per game in her second season and shot 56.2% from the floor, the 7th-most efficient season in school history. ORU again knocked off Oklahoma to win the State Championship but was tripped up by McNeese State in their opening round of regional play.

Tucker's final season was 1980-81. Despite losing three of their first four contests, Tucker and the Lady Titans righted the ship and won 18 games. The team picked up steam as the year went along and peaked at the right time, knocking off Oklahoma State in the State Semifinals and Oklahoma for the third straight season in the State Championship Game. The club beat Arkansas in the first round of AIAW Regionals before ending the year with a loss to a tough Texas club. Tucker tallied 23.1 points per game in her final campaign, which was a school record at the time, and she shot 54.4% from the field.

Tucker was also an outstanding rebounder despite standing just 5-7. She finished her career with 745 boards, a school record at the time and still the 5th-best mark in program history. She is one of only ten ORU players to average more than seven rebounds per game for her career and the only one of the group to measure under six feet tall.

TUCKER'S CAREER STATISTICS

Season	G	FG-FGA	Pct.	3FG-A	Pct.	FT-FTA	Pct.	Pts.	Avg.
1978-79	35	180-398	.452	---	---	116-185	.627	476	13.6
1979-80	30	254-452	.562	---	---	128-180	.711	636	21.2
1980-81	29	253-465	.544	---	---	165-217	.760	671	23.1
Totals	94	687-1315	.522	---	---	409-582	.703	1783	19.0



1,000-POINT CLUB



7. Keni Jo Lippe

1,742 Points
2017-2022
Adair, Okla.

- Named to the All-Summit League First Team in 2020.
- Scored 46 points in a Summit League game in 2019-20 for the most in league history.
- Holds the sixth spot in the ORU record for total free-throws made, as a junior.



Lippe came on strong during her junior season and made a huge impact on her team with a 575 point presence. She finished with 46 points at NDSU to set a season high for most points scored by a Division One student-athlete, until surpassed and finished second. She is also the first Summit League player to eclipse 40 points since 2013. Lippe surpassed ORU women's basketball All-American, Kevi Luper, for most points scored in a Summit League game, who is from the same hometown,

Adair, Oklahoma. She was named to the All-Summit League First Team after finishing the season with 18.5 points per game and 8 rebounds per game. Lippe was also named to Academic All-League and was the first Golden Eagle to be named with the honor since the 2012-13 season.

During Lippe's first two seasons as a Golden Eagles she totaled 658 points and played in every game. Her impressive stat line continued into her junior season. Overall, she was the team's leading scorer in 27 games and had 10-plus points in 72 of her 92 games played in three seasons.

After the 2020-21 season, Lippe was named to the All-Summit League Second Team for her efforts in the shortened season. She posted 12 double-digits outings including three 20-plus point outings.

LIPPE'S CAREER STATISTICS

Season	G	FG-FGA	Pct.	3FG-A	Pct.	FT-FTA	Pct.	Pts.	Avg.
2017-18	30	75-194	.387	30-95	.316	66-80	.825	246	8.2
2018-19	31	111-286	.388	59-157	.376	131-155	.845	412	13.3
2019-20	31	170-441	.385	44-147	.299	191-236	.809	575	18.5
2020-21	16	68-194	.351	30-101	.297	59-80	.738	225	14.1
Totals	108	424-1115	.380	163-500	.326	447-511	.811	1458	13.5



8. Kim Ogden

1,720 Points
1984-88
Hensler, N.D.

- All-MCC selection in 1986-87
- Held ORU's career steals record for 24 years
- Held ORU's career assists record for 18 years
- Is the only player on ORU's career top-10 list in points, rebounds, assists and steals
- Played with two other 1,000-point scorers



Kim Ogden teamed with fellow 1,000-point club members Vivian Herron and Cari Chamberlin but still managed to carve out one of the most successful individual careers in Oral Roberts University history. The North Dakota native, who also teamed with her twin sister, Nan, was just the third ORU player to pass the 1,500-point threshold. ORU struggled to a 9-21 record in Ogden's debut season of 1984-85, but the rookie established herself as an all-around threat, averaging

11.6 points per game to go along with a team-high 3.8 assists per game and 83 steals.

As a sophomore, Ogden assumed a greater scoring load, tallying 15.6 points per game, and the result was a much better season. The Lady Titans won 17 games, including wins over ranked clubs from Texas Tech and Kansas State.

Statistically, Ogden's best year came in 1986-87, her junior campaign. Ogden scored a career-best 18.6 points per game and was named to the All-Midwestern Collegiate Conference Team in ORU's lone year as a member of the league. Led by Ogden, the Lady Titans finished second in the conference.

Ogden took advantage of the newly-instituted three-point line in her senior season, averaging 15.3 points per game on the strength of 21 made three-pointers.

Ogden was much more than a scorer. She ended her career as ORU's all-time leader in steals, with 372, and assists, with 518. She still ranks in ORU's top-three in both categories.

OGDEN'S CAREER STATISTICS

Season	G	FG-FGA	Pct.	3FG-A	Pct.	FT-FTA	Pct.	Pts.	Avg.
1984-85	30	108-230	.470	---	---	132-187	.706	348	11.6
1985-86	28	145-329	.441	---	---	146-208	.702	436	15.6
1986-87	28	175-422	.415	6-15	.400	166-254	.654	522	18.6
1987-88	27	157-379	.414	21-52	.404	80-123	.650	414	15.3
Totals	113	585-1360	.430	27-67	.403	524-772	.679	1720	15.2



1,000-POINT CLUB



9. Jaci Bigham

1,505 Points

2009-13

McAlester, Okla.

- Holds ORU's career assist record
- Three-time All-Conference selection
- Ranks 3rd on ORU's career steals list and 4th on ORU's career three-pointers list
- Part of three WNIT appearances
- Led ORU to 2013 NCAA Tournament



10. Janae Voelker

1,421 Points

2006-10

Newton, Kan.

- Four-time All-Conference selection
- One of only three ORU players to record 1,000 points, 500 rebounds and 250 assists
- Played with eight other 1,000-point scorers
- Led ORU to NCAA Tournament bids in 2007 and 2008



Perhaps the toughest player to ever don an ORU uniform, Jaci Bigham battled through a litany of major injuries to forge a place as perhaps the greatest point guard in ORU women's basketball history. Bigham joined the ORU basketball program in 2009 and quickly stood out as one of the nation's most dynamic players. She scored more than 17 points per game as a freshman, teaming with Kevi Luper to form the highest-scoring duo in all of NCAA Division I basketball. ORU won 23 games but was upset

in the finals of the Summit League Tournament. It would be three years before Bigham would again be that close to postseason glory. With ORU riding a 12-game winning streak and dominating the Summit League, Bigham suffered a torn ACL on Feb. 12, 2011 against Southern Utah. The injury was a major factor in ORU's early exit from the 2011 Summit League Tournament, and with Bigham badly hobbled and still recovering, the Golden Eagles again came up short in 2012. The 2012-13 season was Bigham's final opportunity to reach the NCAA Tournament, and she made the most of it, returning to All-Conference form. Bigham averaged 12.4 points and a Southland Conference-best 6.7 assists per game as a senior. Most importantly, she led the Golden Eagles to the SLCTournament title and a spot in the Big Dance, where she ended her career with a loss to Tennessee. In addition to her scoring, Bigham also holds ORU's career assists record, with 668. She previously served as an Assistant Coach for the women's basketball team.

BIGHAM'S CAREER STATISTICS

Season	G	FG-FGA	Pct.	3FG-A	Pct.	FT-FTA	Pct.	Pts.	Avg.
2009-10	33	175-412	.425	99-233	.425	116-134	.866	565	17.1
2010-11	30	117-303	.386	45-143	.315	72-83	.867	351	11.7
2011-12	30	67-199	.337	26-97	.268	45-52	.865	205	6.8
2012-13	31	126-324	.389	42-116	.362	90-115	.783	384	12.4
Totals	124	485-1238	.392	212-589	.360	323-384	.841	1505	12.1



Janae Voelker served a variety of roles during her four seasons in Tulsa, earning a lasting reputation as one of the most versatile players in Golden Eagle basketball history. The Newton, Kan., native is one of only four Golden Eagles to earn four All-Conference awards, and she is one of only three ORU players to tally 1,000 points, 500 rebounds and 250 assists in her career.

Voelker tasted postseason success from the moment she stepped on the ORU campus, playing an integral role in the 2007 Mid-Con Tournament Championship team and garnering an Honorable Mention All-Conference pick. One season later, Voelker more than doubled her scoring average to 11.4 points per game, leading ORU to the championship at the rebranded Summit League Tournament. Voelker scored in double-figures in all three tournament games, earning All-Tournament laurels to go with another Honorable Mention All-Conference nod. Statistically, Voelker's best season was 2008-09, when she led the team with 16.5 points per game and was a 1st Team All-Summit League pick. A year later, Voelker earned Honorable Mention status again, averaging 11.3 points per game on the first ORU team to win the Summit League regular season crown. Voelker's final team also earned ORU's first WNIT bid in 27 years. Voelker bridged the gap between two of the most successful eras in ORU history, teaming with eight other 1,000-point scorers during her four-year career. She is now an assistant coach for the ORU women's basketball team.

VOELKER'S CAREER STATISTICS

Season	G	FG-FGA	Pct.	3FG-A	Pct.	FT-FTA	Pct.	Pts.	Avg.
2006-07	32	71-164	.433	8-31	.258	27-43	.628	177	5.5
2007-08	33	143-366	.391	48-136	.353	42-74	.568	376	11.4
2008-09	30	178-398	.447	27-100	.270	112-168	.667	495	16.5
2009-10	33	126-324	.389	58-158	.367	63-101	.624	373	11.3
Totals	128	518-1252	.414	141-425	.332	244-386	.632	1,421	11.1



1,000-POINT CLUB



11. Jordan Pyle

1,419 Points

2008-12

Mustang, Okla.

- All-Summit League selection in 2010-11
- Part of two Summit League Regular Season Championship teams
- Led ORU to three WNIT appearances
- Ranks 4th in school history in rebounds and 3rd in steals



12. Connie Weeks

1,417 Points

1975-78

Tulsa, Okla.

- ORU's first 1,000-point scorer
- Led ORU's first two women's basketball teams in scoring
- Guided ORU to 1978 AIAW Oklahoma State Championship
- Also on ORU's top-10 list in assists



Mustang native Jordan Pyle formed the backbone of one of the most successful stretches in Oral Roberts women's basketball history. Pyle was flanked by three other 1,000-point scorers - guards Kevi Luper, Jaci Bigham and Georgia Jones - single-handedly dominating the low block during a career that included two Summit League regular season titles and three trips to the Women's National Invitation Tournament.

As a freshman in 2008-09, Pyle served a supporting role

on a club that won just 11 games. But she moved into a starting role as a sophomore in 2009-10 and made a tremendous impact, scoring 11.8 points per game on a then-school record 62.3% shooting. The team captured the Summit League regular season crown and advanced to the WNIT.

Pyle's best season came as a junior in 2010-11, when she averaged 15.4 points and 8.7 rebounds per game. With Pyle as the interior muscle, the Golden Eagles rattled off 23 victories, including WNIT wins over TCU and Tulane that marked the program's first postseason triumphs in 28 years. After the season, Pyle was honored as an All-Summit League selection.

Pyle capped her career with yet another 20-win season in 2011-12, and she played a key role in ORU's historic victory over Wisconsin on Nov. 13, 2011, with 16 points, seven steals and five assists. The win was ORU's first over a Big Ten opponent since 1977.

Pyle led ORU in rebounding twice and ranks fourth on the school's career rebound list. A nimble defender, she also ranks third in school history in steals.

PLYE'S CAREER STATISTICS

Season	G	FG-FGA	Pct.	3FG-A	Pct.	FT-FTA	Pct.	Pts.	Avg.
2008-09	27	74-144	.514	0-3	.000	25-43	.581	173	6.4
2009-10	33	160-257	.623	9-22	.409	60-83	.723	389	11.8
2010-11	33	205-359	.571	6-20	.300	93-127	.732	509	15.4
2011-12	30	138-282	.489	10-37	.270	62-81	.765	348	11.6
Totals	123	577-1042	.554	25-79	.316	240-334	.719	1419	11.5



Connie Weeks was the first Tulsa native to join ORU's 1,000-point club, Weeks was the first star in Oral Roberts University women's basketball history. Weeks suited up for the first three ORU women's basketball teams and led the Lady Titans to immediate success. ORU's combined record in Weeks' career was 74-17, and the .813 winning percentage accumulated during the Weeks era still stands as the most successful three-year stretch in program history.

Weeks averaged 19.9 points

and 3.6 assists per game in 1975-76, leading the first ORU team in both categories. The inaugural Lady Titan club went 18-4, including a victory in the team's first ever meeting with Tulsa and two wins in the Oklahoma Small College Tournament.

In 1976-77, Weeks averaged a team-high 16.8 points per game against a huge step up in competition. ORU notched victories over Tulsa, Oklahoma and Arkansas in Weeks' second season, and they finished with a 25-9 record.

Weeks led ORU to a 31-4 record in her final season, 1977-78, helping the club achieve a school record for victories that still stands today. After racking up victories over Texas, Oklahoma, Oklahoma State, Arkansas and Michigan State during the regular season, Weeks led the club to a glorious postseason finish, as ORU beat Tulsa in the championship game of the AIAW State Tournament. The postseason title was the first in school history.

Weeks was ORU's first 1,000-point scorer and nearly four decades later, her name still dots the school's record books. Weeks remains in the top-10 of ORU's career field goals and assists lists.

WEEKS' CAREER STATISTICS

Season	G	FG-FGA	Pct.	3FG-A	Pct.	FT-FTA	Pct.	Pts.	Avg.
1975-76	22	197-375	.525	---	---	44-61	.721	438	19.9
1976-77	30	221-494	.447	---	---	62-92	.674	504	16.8
1977-78	35	209-429	.487	---	---	57-88	.647	475	13.6
Totals	87	627-1298	.483	---	---	163-241	.676	1417	16.3



1,000-POINT CLUB



13. Faith Ihim

1,399 Points
2014-18
Tulsa, Okla.

- The 20th all-time 1,000 point scorer in ORU program history.
- Two-Time Summit League All-Conference selection.
- Named Summit League Sixth Woman of the Year her sophomore season.



Faith Ihim is the second Tulsa native to make it in to ORU's 1,000-point club. A graduate of Tulsa-Memorial High School, Ihim made an immediate impact on the GoldenEagle program. Scoring 264 total points her freshman season led to 307 points her sophomore season and being named the Summit League Sixth Woman of the Year. Ihim recorded her 1,000th point inside the Mabee Center on November 20, 2017, against Arkansas. She finished her senior season with 434 points going 56

percent overall from the field. She is the 10th player in ORU women's basketball history to finish their career with more than 1,000 points and more than 500 rebounds. She totaled 840 rebounds during her career, putting at fifth in total rebounds in the record books.

As a junior in the 2016-17 season, Ihim helped her team defeat No. 12 Oklahoma, 74-67, in Norman, Oklahoma, December 4, 2016. It was the first win for the program over a ranked opponent since 1983. In the same season, ORU went on the road to Fayetteville, Arkansas, and defeated the Razorbacks, 70-60, December 21, 2016. During the 2017 season, she was the only player in the Summit League to recorded a triple-double. She recorded 13 points, 12 rebounds and 10 assists at the Mabee Center on February 21, 2018, on senior night against Omaha. A two-time Summit League all-conference selection, Ihim was named to the All-League second team her junior year and the first team her senior year. After her career at ORU, she went on to play overseas in Spain for Barakaldo E.S.T.

IHIM'S CAREER STATISTICS

Season	G	FG-FGA	Pct.	3FG-A	Pct.	FT-FTA	Pct.	Pts.	Avg.
2014-15	34	101-203	.498	0-3	.000	62-93	.667	264	7.8
2015-16	30	120-254	.472	2-4	.500	65-108	.602	307	10.2
2016-17	30	163-322	.506	1-5	.200	67-199	.563	394	13.1
2017-18	30	176-311	.566	1-3	.333	81-138	.587	434	14.5
Totals	124	560-1090	.541	4-15	.267	275-458	.600	1399	11.3



14. Cari Chamberlin

1,352 Points
1985-89
Bellingham, Wash.

- Posted largest single-season scoring improvement in ORU history when she averaged 17.4 points per game in 1987-88
- Scored 21.4 points per game as a senior in 1988-89, the ninth-highest single-season scoring average in ORU history



Few players have improved over the course of their collegiate careers as much as Bellingham, Wash., native Cari Chamberlin. A role player who averaged just 5.4 points per game as a sophomore, Chamberlin exploded for 17.4 points per game in her junior year and 21.4 points per game as a senior. Chamberlin's output in 1988-89 remains the ninth-highest single-season scoring average in ORU basketball history.

A highly-touted freshman, Chamberlin played a supporting role on the 1985-86 club, which featured 1,000-point producers Vivian Herron and Kim Odgen. Still, Chamberlin contributed over seven points per game on a club that notched 17 victories.

Injuries hampered Chamberlin in 1986-87, when she played in just 18 games. Midway through her collegiate career, Chamberlin had tallied just 305 total points and looked unlikely to end up with over 1,000 points.

That changed with Chamberlin's junior season of 1987-88, when she posted the biggest single-season scoring improvement in ORU history. Chamberlin took advantage of the three-point line and poured in 17.4 points per game, second only to Herron. She notched her best individual performance midway through her junior season, when she scored 34 points in a Jan. 21, 1988 victory over border rival UMKC.

In her final season, Chamberlin again teamed with Herron to form a high-powered ORU offense. Chamberlin became the fourth player in ORU history to hit 150 free throws in a season and scored 21.4 points per game.

CHAMBERLIN'S CAREER STATISTICS

Season	G	FG-FGA	Pct.	3FG-A	Pct.	FT-FTA	Pct.	Pts.	Avg.
1985-86	28	88-182	.484	---	---	32-35	.914	208	7.4
1986-87	18	36-101	.356	6-23	.261	19-28	.679	97	5.4
1987-88	27	177-387	.457	35-108	.324	81-106	.764	470	17.4
1988-89	27	197-454	.434	27-83	.325	156-217	.719	577	21.4
Totals	100	498-1124	.443	68-214	.318	288-386	.746	1352	13.5



1,000-POINT CLUB



15. Margie Jackson

1,306 Points

1980-85

Okemah, Okla.

- Part of ORU's 1981 AIAW State Championship team
- Is the only member of ORU's historic 1982-83 WNIT team to score 1,000 career points
- Holds ORU's career free throw percentage record



16. Mariana Camargo

1,194 Points

2005-09

Blumenau, Brazil

- Three-time All-Conference selection
- Led ORU's 2007-08 NCAA Tournament team in scoring and assists
- Led ORU to '07 and '08 NCAA Tournaments
- Ranks in ORU's career top-10 in assists and steals



Margie Jackson powered through adversity to secure a well-deserved spot on ORU's 1,000-point list. Jackson suffered a season-ending knee injury just six games into her junior season, yet she came back stronger than ever before to lead Oral Roberts in scoring in each of her last two seasons.

A native of Okemah, Jackson was a strong contributor on ORU's 1980-81 club, the fourth and final ORU group to win an AIAW State Championship. Jackson averaged 5.5 points per game



A lightning-quick ball-handler, Mariana Camargo was part of two NCAA Tournament clubs during her time at ORU. Camargo was the first foreign player to join ORU's 1,000-point club, and she still ranks fourth on ORU's career assist list.

Camargo was a Mid-Con All-Newcomer selection in 2005-06, when she averaged 8.0 points per game. She added 3.4 assists per game in her rookie year, a 16-win campaign for the Golden Eagles.

Camargo took on less of a scoring role in 2006-07, but she showed her value in a variety of ways. She led the club with 4.0 assists per game, including nine helpers in a Mid-Con Tournament Championship Game win over Oakland that secured an NCAA Tournament berth. Statistically, Camargo's best year came in 2007-08, when she upped her scoring load to a team-best 13.3 points per game and earned an All-Summit League 2nd Team selection. She added eight points and eight rebounds in a Summit League Tournament title win over IUPUI. After the season, Camargo was honored as a 2nd Team All-Summit League selection.

Camargo injured her knee in the opening minute of ORU's 2008 NCAA Tournament loss to Tennessee, but she recovered in time to take part in ORU's 2008-09 campaign. As a senior, Camargo averaged 10.8 points per game and earned her second All-Summit League Honorable Mention selection.

A quality rebounder from her point guard position, Camargo is one of only three ORU players to reach the 1,000-point, 500-rebound and 250-assist milestones.

as a rookie and hit 91% of her free throws.

Jackson played a similar role on ORU's 1981-82 club and looked poised to break out in 1982-83 before a left knee injury in a New Year's Eve victory over Eastern Kentucky ended her season prematurely. The 1982-83 team went on to post a perfect 25-0 record in the regular season with Jackson watching from the sidelines.

Jackson did not let the disappointment of 1982-83 derail her career; instead, she reemerged as one of the most improved players in ORU program history. Jackson averaged a team-high 16.0 points per game in 1983-84, and she again led the way with 16.6 points per game in her final year, 1984-85. With Jackson as the star, the period of 1983-85 featured wins over Tulsa, Arkansas, Baylor, Creighton and Arizona State.

Though working primarily from the perimeter, Jackson was a truly efficient scorer. She holds ORU career free throw percentage mark, and she hit over 48% of her field goal attempts for her career.

JACKSON'S CAREER STATISTICS

Season	G	FG-FGA	Pct.	3FG-A	Pct.	FT-FTA	Pct.	Pts.	Avg.
1980-81	28	67-173	.387	---	---	20-22	.909	154	5.5
1981-82	23	64-131	.489	---	---	21-27	.778	149	6.5
1982-83	6	21-37	.568	---	---	6-6	1.000	24	4.0
1983-84	28	212-409	.518	---	---	24-31	.774	448	16.0
1984-85	30	235-495	.475	---	---	27-29	.931	497	16.6
Totals	115	599-1245	.481	---	---	98-115	.852	1272	11.1

CAMARGO'S CAREER STATISTICS

Season	G	FG-FGA	Pct.	3FG-A	Pct.	FT-FTA	Pct.	Pts.	Avg.
2005-06	27	88-204	.431	2-34	.059	38-85	.447	216	8.0
2006-07	33	81-181	.448	2-7	.286	64-111	.577	228	6.9
2007-08	32	158-355	.445	2-5	.400	107-165	.648	425	13.3
2008-09	30	124-249	.498	2-8	.250	75-138	.543	325	10.8
Totals	122	451-989	.456	8-54	.148	284-499	.569	1194	9.8



1,000-POINT CLUB



17. Kisa Bradley

1,182 Points
1995-97
Detroit, Mich.

- Honorable Mention All-American in 1995-96
- Led NCAA Division I in blocked shots in 1995-96
- Holds ORU's career blocked shots record
- Holds ORU's top career rebounding average
- Won the final eight games of her ORU career



One of the most talented players to ever wear an ORU uniform, Kisa Bradley is the only member of ORU's 1,000-point club to don the blue and gold for just two seasons.

Bradley transferred to ORU in 1995 after spending two seasons at Central Arizona College. In her first season with the Golden Eagles, the Detroit native posted just the sixth 600-point season in school history and averaged 22.3 points per game.

A fearsome presence around the rim, Bradley blocked 119

shots in her first season (which placed her second all-time on ORU's career blocked shots list after just 27 games), and she led all of NCAA Division I with 4.4 blocked shots per game.

The mammoth performance brought national attention to the ORU program, and despite taking part in just 10 victories, Bradley was honored as an honorable mention All-American by the Basketball Times publication.

Bradley's final season at ORU was Jerry Finkbeiner's first, and together the duo led the Golden Eagles to a 13-14 season. The pairing clicked late in the year, as ORU won the final eight games of Bradley's career. The senior again averaged 22.3 points per game. Bradley blocked 94 shots in her senior season, falling short of her junior year performance. Still, the 94-block season, on its own, would check in as the seventh-best career mark in ORU history. Needless to say, Bradley owns ORU's career blocks lead by a wide margin. She is also ORU's career leader in rebounding average and is the only ORU player to average 10 rebounds per game for her career. After graduation, Bradley played professionally for the San Jose Lasers of the ABL.

BRADLEY'S CAREER STATISTICS

Season	G	FG-FGA	Pct.	3FG-A	Pct.	FT-FTA	Pct.	Pts.	Avg.
1995-96	27	221-625	.354	54-193	.280	106-157	.675	602	22.3
1996-97	26	242-499	.485	6-20	.300	90-140	.643	580	22.3
Totals	53	463-1124	.412	60-213	.282	196-297	.660	1182	22.3



18. Georgia Jones

1,050 Points
2008-12
Manchester, England

- Named Summit League Newcomer of the Year in 2008-09
- Ranks 2nd on ORU's career three-pointers list and 5th on ORU's career assists list
- Represented Great Britain in the 2011 World University Games



Georgia Jones played a vital supporting role on three of the most successful teams in ORU history and made a name for herself as the only England native to join ORU's 1,000-point club.

Jones averaged 12.4 points per game and canned 68 three-pointers as a freshman in 2008-09. The performance netted her Summit League Newcomer of the Year honors. Though ORU won just 11 times in Jones' freshman season, team success was quick to follow, as ORU won 23 games and a Summit

League regular season championship in 2009-10. Jones battled injuries and played just 16 times as a sophomore, but she still contributed 8.1 points per game.

Jones returned to full health and resumed her role as a dead-eye three-point shooter in 2010-11, when she connected on 63 three-point shots and averaged 7.9 points per game. ORU again won the Summit League regular season title and advanced to play in the WNIT.

ORU notched another 20-win season in Jones' senior campaign, and Jones contributed 9.1 points per game.

In addition to her shooting prowess, Jones was a dangerous passer and led the team in assists twice. Jones ended her career ranked second on the school's three-point field goal list and fifth on the school's assist list.

Jones represented her native Great Britain in the 2011 World University Games, and she has also played for Team GB on the senior international level. She played professionally at CS Cluj Napoca in Romania.

JONES' CAREER STATISTICS

Season	G	FG-FGA	Pct.	3FG-A	Pct.	FT-FTA	Pct.	Pts.	Avg.
2008-09	30	135-369	.366	68-185	.368	34-47	.723	372	12.4
2009-10	16	46-147	.313	33-107	.308	4-9	.444	129	8.1
2010-11	34	93-260	.358	63-184	.342	18-26	.692	267	7.9
2011-12	31	98-294	.333	56-168	.333	30-34	.882	282	9.1
Totals	111	372-1070	.348	220-644	.342	86-116	.741	1050	9.5



1,000-POINT CLUB



19. Cori Williston

1,045 Points
2000-04
Jenks, Okla.

- Two-time All-Mid-Continent Conference selection
- Holds ORU's career three-point field goal percentage record
- Led ORU in scoring in 2001 NCAA Tournament loss to Oklahoma, with 19 points



A hard-nosed guard who battled nagging injuries almost every season, Cori Williston fought through the pain to end her career as one of the top guards in ORU basketball history.

Williston did the majority of her damage from long distance, and she ended her career as ORU's all-time 3-point percentage leader, at 39.9%.

Williston scored 5.6 points per game as a freshman in 2000-01, with her biggest contribution coming in postseason play. Williston

caught fire against Oklahoma in the NCAA Tournament, scoring a game-high 19 points to nearly lead ORU to an upset of the second-seeded Sooners.

Buoyed by the confidence of her NCAA Tournament breakout performance, Williston averaged 14.1 points per game as a sophomore in 2001-02. At the end of the season, she was honored with the first of two All-Conference selections from the Mid-Continent Conference.

The Jenks native was also honored as an All-Mid-Con performer in 2002-03, when she contributed 12.8 points per game. The season was the most efficient of Williston's career, as she connected on 44.0% of her three-point shots.

Williston led ORU to one final run at a Mid-Con title in her senior season of 2003-04, but injuries limited her to just 21 games and 7.3 points per game. In her final game as a collegian, ORU lost a heart-breaker to Valparaiso in the finals of the Mid-Continent Conference Tournament.

WILLISTON'S CAREER STATISTICS

Season	G	FG-FGA	Pct.	3FG-A	Pct.	FT-FTA	Pct.	Pts.	Avg.
2000-01	27	55-134	.410	11-35	.314	31-49	.633	152	5.6
2001-02	27	131-307	.427	41-108	.380	78-103	.757	381	14.1
2002-03	28	136-304	.447	55-125	.440	31-42	.738	358	12.8
2003-04	21	57-133	.429	23-58	.397	17-29	.586	154	7.3
Totals	103	379-878	.432	130-326	.399	157-223	.704	1045	10.1



20. Jenny Hardin

1,023 Points
2005-08
Claremore, Okla.

- Two-time All-Conference selection
- 2005-06 Mid-Con All-Newcomer Team selection
- Played in 2007 and 2008 NCAA Tournaments
- Led ORU in scoring in 2008 NCAA Tournament loss to Tennessee, with 15 points



Jenny Hardin was a three-year star for the Golden Eagles, serving as one of the top inside-out threats in ORU history. The Claremore product teamed with three other 1,000-point scorers to lead the Golden Eagles to NCAA Tournament appearances in 2007 and 2008.

Hardin was named to the Mid-Con All-Newcomer Team in 2005-06, when she averaged 9.9 points per game. The season ended on a sour note, though, as ORU was shocked by Oakland in

the first round of the Mid-Con Tournament.

Fueled by the early exit, Hardin was a force in the 2007 Mid-Con Tournament, earning an All-Tournament selection. She came off the bench to score 13.7 points per game in three victories, including a Championship rematch against Oakland, as the Golden Eagles captured the conference crown and advanced to the NCAA Tournament. For the season, Hardin averaged 15.3 points per game and was named a 2nd Team All-Conference performer. In the NCAA Tournament game against second-seeded Purdue, Hardin scored 10 points.

Hardin would go back to the NCAA Tournament in 2007-08, as the Golden Eagles took the Summit League Tournament Championship. Hardin averaged 13.1 points per game for the season and was an Honorable Mention All-Summit League pick. In the NCAA Tournament matchup with legendary head coach Pat Summitt and the Tennessee Lady Vols, Hardin led the Golden Eagles with 16 points.

HARDIN'S CAREER STATISTICS

Season	G	FG-FGA	Pct.	3FG-A	Pct.	FT-FTA	Pct.	Pts.	Avg.
2005-06	28	100-218	.459	24-62	.387	54-88	.614	278	9.9
2006-07	23	133-275	.484	28-78	.359	57-99	.576	351	15.3
2007-08	30	147-330	.445	16-65	.246	84-124	.677	394	13.1
Totals	81	380-823	.462	68-205	.331	195-311	.589	1023	12.6



1,000-POINT CLUB



21. Kristin Brady-Atkinson

1,001 Points
1998-2003
Broken Arrow, Okla.

- Ranks 3rd on ORU's career three-point field goal list
- Played on ORU's 1999 and 2001 NCAA Tournament teams
- Reached 1,000-point mark in her final game, against Valparaiso in the Mid-Con Tournament



22. Hannah Cooper

1,302 Points
2021-2024
El Paso, Tex.

- One of eight Golden Eagles to record 1,000 points, 250 assists and 150 steals at ORU
- Played on ORU's 2022-23 WNIT team
- Reached the 1,000-point mark in her game against Northern Colorado on 1/3/24



Kristin Brady-Atkinson ended her ORU career as the most prolific three-point shooter of ORU's NCAA Division I era. Brady-Atkinson knocked down 216 three-pointers, which stood for nine seasons as the most three-pointers by a member of one of ORU's Division I clubs. She hit 67 threes in both 2000-01 and 2002-03, which at the time were single-season ORU Division I Era records. Primarily a reserve through her career, Brady-Atkinson started in just 35 of her 116 career appearances.

Brady-Atkinson's first season was the magical campaign of 1998-99, when ORU charged through the Mid-Con Tournament to win their first conference crown. Brady-Atkinson scored 5.2 points per game. In 1999-00, Brady-Atkinson averaged double-figures for the first time, scoring 10.8 points per game. She knocked down 61 three-point field goals as a sophomore.

Brady-Atkinson posted her finest all-around season in 2000-01. She averaged 10.0 points and did so at an efficient 42.3% clip. From downtown, she knocked down 41.1% of her attempts. ORU won the Mid-Con Tournament title, and Brady-Atkinson scored 10 points in the near-upset of Oklahoma in the NCAA Tournament.

Brady-Atkinson did not play in 2001-02, but she was as sharp as ever when she returned the following year. Brady-Atkinson again hit 67 three-pointers in her final year, and ORU won 18 games.

Brady-Atkinson still ranks third on ORU's career three-point field goal list, and she ended her career ranked second on the Mid-Con's career three-point tally.

BRADY-ATKINSON'S CAREER STATISTICS

Season	G	FG-FGA	Pct.	3FG-A	Pct.	FT-FTA	Pct.	Pts.	Avg.
1998-99	29	51-150	.340	21-78	.269	28-35	.800	151	5.2
1999-00	28	97-269	.361	61-168	.363	46-56	.821	301	10.8
2000-01	31	99-234	.423	67-163	.411	46-60	.767	311	10.0
2002-03	28	81-217	.373	67-190	.353	9-13	.692	238	8.5
Totals	116	328-870	.377	216-599	.361	129-164	.787	1001	8.6



Over her three seasons at ORU, Cooper was a two-time All-Summit First Team member and two-time All-Summit Defensive Team member. She logged 1,302 career points at ORU, making her the 22nd member of the 1,000 point club. Throughout her college career, she shot 45.2% from the field, 34% from the three point mark and 79% from the free throw line. Cooper averaged 20.2 points during the 2022-23 season and 14.7 points in 2023-24, leading the Golden Eagles to Summit League Tournament berths in

both seasons, including a WNIT berth in 2024.

Cooper was signed to her first professional contract by KK Lavovi Brcko for the 2024-25 season and was the first player to sign with a professional team in the Kelsi Musick era. Her contract highlights the impressive career and remarkable accolades she achieved during her three years with the Golden Eagles.

HANNAH COOPER'S CAREER STATISTICS

Season	G	FG-FGA	Pct.	3FG-A	Pct.	FT-FTA	Pct.	Pts.	Avg.
2021-22	31	59-194	.304	53	.264	71-79	.732	203	6.5
2022-23	31	217-468	.464	68	.368	169-211	.801	628	20.3
2023-24	32	159-382	.416	85	.318	126-166	.759	471	14.7
Totals	94	435-1044	.417	206	.320	366-474	.772	1302	13.9



1999 MID-CONTINENT CONFERENCE CHAMPIONS



1998-99 GOLDEN EAGLES

Front Row (left to right): Mgr. Royce Macklin, Asst. Coach Roxanne Long, Asst. Coach Eric Ely, Head Coach Jerry Finkbeiner, Asst. Coach Misti Cussen, Mgr. Jessica McGee
 Back Row (left to right): Claire Morrison, Laketa Collier, Jennifer Mills, Heather Davis, Staci Replogle, Stacy Anderson, Jessica Rhoten, Barbara Jandova, Rauna Barrett, Shannon Mims, Samantha Walton, Sheneka Miller, Iyana Butler, Jaime Mills, Krista Ragan, Kristin Brady

1998-99 RESULTS

OVERALL: 17-13 MID-CON: 8-6
 REGULAR SEASON

Nov. 17	Oklahoma State	L, 58-66
Nov. 19	at Belmont	L, 53-66
Nov. 22	at #7/10 Georgia	L, 64-118
Nov. 28	at #14/14 Arkansas	L, 56-84
Nov. 30	Evangel	W, 72-58
Dec. 3	at Valparaiso*	L, 51-65
Dec. 5	at IUPUI*	L, 59-65
Dec. 8	Cameron	W, 75-49
Dec. 12	at Wichita State	L, 41-54
Dec. 20	at Cal State Fullerton	W, 82-70
Dec. 22	at Cal State Northridge	L, 55-70
Jan. 2	Western Illinois*	W, 63-48
Jan. 4	Chicago State*	W, 75-56
Jan. 7	at UMKC*	W, 80-71
Jan. 14	at Oakland*	W, 77-75
Jan. 16	at Youngstown State*	L, 58-79
Jan. 18	Belmont	W, 66-52
Jan. 23	Southern Utah*	W, 82-56
Jan. 28	at Chicago State*	W, 86-52
Jan. 30	at Western Illinois*	W, 76-62
Feb. 4	IUPUI*	W, 70-58
Feb. 6	Valparaiso*	L, 65-77
Feb. 11	at Southern Utah*	L, 42-60
Feb. 13	UMKC*	L, 78-94
Feb. 18	Youngstown State*	W, 76-70
Feb. 20	Oakland*	W, 79-73

MID-CONTINENT CONFERENCE TOURNAMENT (MOLINE, ILL.)

Feb. 26	vs. UMKC	W, 70-58
March 1	vs. Valparaiso	W, 83-62
March 2	vs. Youngstown State	W, 57-52

NCAA TOURNAMENT MIDWEST REGIONAL (WEST LAFAYETTE, IND.)

March 13	at #1/1 Purdue	L, 48-68
----------	----------------	----------

* - Mid-Continent Conference Game

1998-99 STATISTICAL LEADERS

SCORING	Krista Ragan	16.9 ppg
	Jessica Rhoten	12.0 ppg
	Heather Davis	6.9 ppg
REBOUNDING	Jessica Rhoten	5.5 rpg
ASSISTS	Krista Ragan	3.5 apg

1998-99 GOLDEN EAGLE ROSTER

#	Name	Pos.	Ht.	Cl.	Hometown
10	Kristin Brady	G	5-7	Fr.	Broken Arrow, Okla.
11	Krista Ragan	G	5-7	R-Fr.	Indianola, Okla.
14	Ayana Butler	G	5-9	Fr.	Hot Springs, Ark.
15	Clarie Morrison	G	5-6	Fr.	Sparta, N.J.
21	Heather Davis	F	5-10	Sr.	Weatherford, Mich.
23	Jamie Mills	G	5-9	So.	Midwest City, Okla.
24	Shaneka Miller	F	5-11	Jr.	Houston, Texas
25	Jennifer Mills	G	5-9	So.	Midwest City, Okla.
31	Rauna Barrett	C	6-4	Fr.	Oklahoma City, Okla.
32	Stacy Anderson	F	6-2	Jr.	Big Bear City, Calif.
33	Shannon Mims	F	6-2	Fr.	Spencer, Okla.
34	Jessica Rhoten	F	6-2	So.	Woodward, Okla.
35	Staci Replogle	F	6-1	So.	Catoosa, Okla.
42	Samantha Walton	F	6-1	Sr.	Woodward, Okla.
43	Laketa Collier	F	5-10	Sr.	Detroit, Mich.
44	Barbora Jandova	F	6-4	Jr.	Prague, Czech Republic

HEAD COACH: Jerry Finkbeiner
 ASSISTANT COACHES: Misti Cussen, Eric Ely, Roxanne Long

1999 MIDWEST REGIONAL



March 13, 1999
 West Lafayette, Ind.

PURDUE 68
 ORAL ROBERTS 48

WEST LAFAYETTE, Ind. - Krista Ragan scored a game-high 21 points as ORU fell to top-seeded Purdue in their first ever NCAA Tournament game, 68-48

Purdue closed the first half on a 12-2 run, taking a 36-17 lead at the intermission. ORU launched a 14-2 run early in the second half, cutting the deficit to 42-31 at the 16:42 mark. But the top seed had the lead back over 20 points in less than two minutes, and the game was never again in question.

The No. 1 overall seed, Purdue went on the capture the national title, beating Louisiana Tech and Duke in the Final Four.

Official Box Score
 (16) Oral Roberts vs. (1) Purdue
 3/13/99 - 3 pm ET - West Lafayette, Ind. (Mackey Arena)

ORAL ROBERTS 17-13

#	Player	min	fg-a	3fg-a	ft-a	a-d-rtb	pf	a	to	b	a	pts
21	Barrett, f	22	1-2	0-0	2-2	1-6-5	4	1	2	3	1	4
34	Rhoten, f	27	2-7	2-4	0-0	0-3-3	3	1	5	0	0	6
10	Brady, g	18	0-5	0-2	0-0	1-2-3	2	0	3	0	1	0
11	Ragan, g	38	8-19	5-11	0-2	0-4-4	4	4	1	2	1	21
43	Collier, g	28	2-5	0-0	0-0	4-2-6	4	4	1	1	2	4
14	Butler	1	0-0	0-0	0-0	0-0-0	0	0	0	0	0	0
15	Morrison	1	0-0	0-0	0-0	0-0-0	0	0	0	0	0	0
21	Davis	8	0-1	0-0	0-0	0-0-0	0	0	0	0	0	0
24	Miller	2	0-0	0-0	0-0	1-0-1	0	0	1	0	0	2
25	Mills	11	0-0	0-0	0-0	1-2-3	2	1	1	0	0	0
32	Anderson	8	4-5	0-0	0-0	0-3-3	0	0	0	0	0	8
33	Mims	4	0-2	0-0	1-2	1-0-1	1	0	1	0	0	1
35	Replogle	9	0-3	0-0	0-0	0-0-0	2	0	0	1	0	0
42	Walton	7	0-4	0-2	0-0	0-4-4	2	0	1	0	1	0
44	Jandova	16	2-2	0-0	0-0	2-0-2	3	0	2	0	1	4
	Team					1-3-4						
	Totals	200	19-55	7-19	3-6	12-27-39	23	9	23	5	8	48
			34.5%	36.8%	50.0%							

PURDUE 25-1

#	Player	min	fg-a	3fg-a	ft-a	a-d-rtb	pf	a	to	b	a	pts
22	White-McCarty, f	37	5-11	0-3	5-7	5-3-8	1	6	4	2	2	15
33	Duhart, f	21	0-1	0-0	1-2	2-0-2	2	1	2	0	0	1
42	Cooper, c	25	8-10	0-0	3-7	2-2-4	1	0	3	3	1	19
5	Fisher, g	34	3-9	2-7	2-2	0-5-5	2	2	1	2	1	10
32	Douglas, g	31	4-13	0-2	5-5	2-2-4	0	2	1	0	3	13
3	Komars	19	0-5	0-2	2-2	0-1-1	0	1	1	0	2	2
15	Bird	3	0-0	0-0	0-0	0-0-0	0	0	0	0	0	0
23	Young	11	1-3	0-1	0-0	1-0-1	1	1	0	0	0	2
25	Carlson	3	0-1	0-0	1-2	0-0-0	0	0	0	0	0	1
31	Crawford	13	0-2	0-0	4-10	1-1-2	2	0	1	0	4	4
40	Nurdock	3	0-1	0-0	1-2	1-1-2	0	0	1	0	0	1
	Team					2-8-10						
	Totals	200	21-56	2-15	24-39	16-23-39	9	14	15	6	10	68
			37.5%	13.3%	61.5%							

Officials: Neri Slak, Argie Lewis, Clark Stovans
 Technical fouls: Oral Roberts-BENCH, Purdue-NONE.
 Attendance: 9160
 Score by Periods: 1st 2nd Total
 Oral Roberts 17 31 48
 Purdue 36 32 68



2001 MID-CONTINENT CONFERENCE CHAMPIONS



2000-01 GOLDEN EAGLES

Front Row (left to right): Staci Replogle, Shannon Mims, Sonia N'Dri, Head Coach Jerry Finkbeiner, Layla Schwarz, Jennette Bolovinos, Shayne McKenzie
 Back Row (left to right): Lauryn Morita, Krista Ragan, Chelsea Grant, Imen Ben Othman, Christina Kelley, Dana Whitaker, Cori Williston, Kristin Brady

2000-01 RESULTS

OVERALL: 20-11 MID-CON: 11-5

REGULAR SEASON

Nov. 17	Oklahoma State #	L, 63-71
Nov. 18	#14/17 Oklahoma #	L, 56-87
Nov. 22	Oklahoma Panhandle State	W, 67-45
Nov. 25	at Wichita State	L, 69-75
Nov. 29	Arkansas Tech	W, 71-62
Dec. 2	Youngstown State*	W, 74-71
Dec. 4	Southern Utah*	W, 57-54
Dec. 7	Texas A&M-CC	W, 74-61
Dec. 17	Florida Atlantic^	W, 81-63
Dec. 19	#6/5 Duke^	L, 51-62
Dec. 30	at Baylor	L, 56-80
Jan. 2	Tulsa	W, 63-41
Jan. 6	Valparaiso*	W, 79-67
Jan. 8	Oakland*	W, 65-53
Jan. 13	at Western Illinois*	L, 49-67
Jan. 15	at Chicago State*	L, 77-81
Jan. 22	IUPUI*	W, 70-47
Jan. 27	UMKC*	W, 65-34
Jan. 29	Belmont	W, 58-53
Feb. 3	at IUPUI*	W, 78-65
Feb. 5	at Valparaiso*	L, 63-65
Feb. 10	at Oakland*	W, 55-54
Feb. 12	at Youngstown State*	W, 69-58
Feb. 17	Chicago State*	W, 69-45
Feb. 19	Western Illinois*	W, 71-40
Feb. 24	at Southern Utah*	L, 65-72
Feb. 26	at UMKC*	L, 45-52

MID-CONTINENT CONFERENCE TOURNAMENT (FT. WAYNE, IND.)

March 3	vs. Youngstown State	W, 71-52
March 5	vs. Chicago State	W, 54-35
March 6	vs. Oakland	W, 61-46

NCAA TOURNAMENT WEST REGIONAL (NORMAN, OKLA.)

March 17	at #7/7 Oklahoma	L, 64-70
----------	------------------	----------

* - Mid-Continent Conference Game
 # - Bertha Teague Classic (Mabee Center)
 ^ - Fun in the Sun Shootout (Cancun, Mexico)

2000-01 STATISTICAL LEADERS

SCORING	Krista Ragan	16.1 ppg
	Jennette Bolovinos	10.6 ppg
	Kristin Brady	10.0 ppg
REBOUNDING	Jennette Bolovinos	5.6 rpg
ASSISTS	Krista Ragan	3.8 apg


2000-01 GOLDEN EAGLE ROSTER

#	Name	Pos.	Ht.	Cl.	Hometown
10	Kristin Brady	G	5-7	Jr.	Broken Arrow, Okla.
11	Krista Ragan	G	5-7	R-Jr.	Indianola, Okla.
13	Lauryn Morita	G	5-2	So.	Palos Verdes, Calif.
22	Christina Kelley	F	5-11	Sr.	Milan, Ill.
23	Cori Williston	G	5-7	Fr.	Jenks, Okla.
25	Chelsea Grant	G	5-10	Fr.	Lovington, Australia
30	Dana Whittaker	G	5-9	Sr.	Raytown, Mo.
31	Sonia N'Dri	C	6-3	So.	Abidjan, Ivory Coast
32	Staci Replogle	F	6-1	Sr.	Catoosa, Okla.
33	Shannon Mims	F	6-2	Jr.	Spencer, Okla.
34	Imen Ben Othman	F	6-1	Jr.	Tunis, Tunisia
40	Shayne McKenzie	F	6-2	So.	Haskell, Texas
41	Jennette Bolovinos	F	6-2	Jr.	Chatham, Ontario, Canada
44	Layla Schwarz	F	6-3	Fr.	Zurich, Switzerland

HEAD COACH: Jerry Finkbeiner

ASSISTANT COACHES: Misti Cussen, Eric Ely, Mark Ricks

2001 WEST REGIONAL



March 17, 2001
Norman, Okla.

OKLAHOMA 70
 ORAL ROBERTS 64

NORMAN, Okla. - Oral Roberts could not hold on to a late lead, falling to second-seeded Oklahoma, 70-64. The announced crowd of 10,923 at the Lloyd Noble Center was the largest crowd ever to watch a women's basketball game in the state of Oklahoma.

ORU took a 54-51 lead on a Cori Williston three-point field goal with 6:48 remaining, and they held a 57-55 advantage after a Krista Ragan three-point play minutes later. But the game turned at the 4:02 mark, when Ragan was hit with her fifth personal foul and ORU was assessed a subsequent technical foul. The resulting free throws gave the Sooners a 62-57 lead, and OU was able to hold on.

Official Box Score

(15) Oral Roberts vs. (2) Oklahoma
 3/17/01 - 6:30 pm CT - Norman, Okla. (Lloyd Noble Arena)

ORAL ROBERTS 20-11

#	Player	min	fg-a	3fg-a	ft-a	a-d-reb	pf	a	to	b	a	pts
22	Kelley, f	17	1-5	0-2	0-0	1-3-4	3	1	2	0	0	2
30	Whittaker, f	31	0-1	0-0	0-0	2-0-2	4	2	4	0	1	0
41	Bolovinos, c	33	4-10	0-0	3-5	1-3-4	0	1	3	0	0	11
10	Brady, g	29	3-4	3-4	1-2	0-3-3	2	3	0	0	5	10
11	Ragan, g	32	5-11	2-4	2-3	0-3-3	5	5	4	0	1	14
23	Williston, g	22	6-8	3-4	4-4	0-2-2	1	0	1	0	3	22
31	N'Dri	2	0-2	0-0	0-0	0-1-1	1	0	0	0	0	0
32	Replogle, g	16	1-3	0-0	0-0	1-0-1	3	1	1	0	1	2
33	Mims	9	1-1	0-0	0-0	0-0-0	4	0	1	0	0	2
40	McKenzie	9	2-4	0-0	0-0	2-0-2	0	0	0	1	0	4
Team						0-2-2						
Totals		200	23-49	8-14	10-14	7-17-24	24	13	16	1	11	64
			46.9%	57.1%	71.4%							

OKLAHOMA 27-5

#	Player	min	fg-a	3fg-a	ft-a	a-d-reb	pf	a	to	b	a	pts
10	Hill, f	32	8-12	0-1	0-1	3-7-10	3	1	2	0	2	16
21	Dalton, f	33	6-10	2-4	2-6	1-4-5	0	4	5	1	1	16
45	Talbert, c	30	2-3	0-0	3-6	0-5-5	1	3	0	0	0	7
13	Hardeman, g	36	1-6	1-6	3-4	1-0-1	3	2	3	0	0	6
20	CauField, g	17	0-3	0-2	1-3	1-0-1	4	1	2	0	1	1
00	Taylor	5	0-1	0-0	0-2	1-0-1	0	0	0	0	0	0
23	Sandley	13	4-7	2-2	0-0	0-0-0	1	0	0	0	1	10
33	Ross	34	4-8	2-6	4-4	4-2-6	3	3	5	0	2	14
Team						3-3-6						
Totals		200	25-50	7-21	13-26	14-21-35	15	14	17	1	7	70
			50.0%	33.3%	50.0%							

Officials: Dennis DeMayo, Bryan Burmetts, Mary Struckloff

Technical fouls: Oral Roberts-BENCH, Oklahoma-NONE.


Attendance: 10923

Score by Periods

	1st	2nd	Total
Oral Roberts	29	35	64
Oklahoma	31	39	70



2005 MID-CONTINENT CONFERENCE CHAMPIONS



2004-05 GOLDEN EAGLES

Front Row (left to right): Katie Langford, Julia West, Tiffany Johnson, Asst. Coach Rick Karr, Head Coach Jerry Finkbeiner, Asst. Coach Misti Cussen, Asst. Coach Dave Wilburs, Lead Cannon, Ebony Haliburton, Jeri Gilmore
 Back Row (left to right): Mgr. Ben Finkbeiner, Maureen Obudho, Claudia Louis, Elisha Turek, Alycia Seay, Jamie Fithian, Claudia Pereira, Sarah Davidson, Katie Fichtner, Jessica Boan, Mgr. Mercy Obudho

2004-05 RESULTS

OVERALL: 22-9 MID-CON: 10-6
 REGULAR SEASON

Nov. 19	Texas State	W, 93-52
Nov. 22	Evangel	W, 62-44
Nov. 26	Texas-Pan American	W, 75-65
Nov. 30	Tulsa	L, 64-68
Dec. 4	Oklahoma State #	W, 65-61 OT
Dec. 9	at #13/13 Texas Tech	L, 46-79
Dec. 13	St. Gregory's	W, 103-40
Dec. 16	at Wichita State	W, 73-57
Dec. 19	Memphis^	W, 87-79
Dec. 20	UMKC^	W, 59-52
Dec. 30	at Lamar	W, 52-50
Jan. 3	Oakland*	L, 58-65
Jan. 6	at IUPUI*	W, 68-64 2OT
Jan. 8	at Valparaiso*	L, 55-72
Jan. 11	Southern Utah*	L, 43-49
Jan. 15	Centenary*	W, 59-44
Jan. 22	at Chicago State*	W, 62-50
Jan. 24	at Oakland*	L, 55-77
Jan. 29	UMKC*	W, 62-41
Jan. 31	at Centenary*	W, 87-48
Feb. 3	IUPUI*	W, 88-52
Feb. 7	Western Illinois*	W, 53-48
Feb. 12	Chicago State*	W, 58-54
Feb. 19	at Western Illinois*	L, 52-67
Feb. 21	at UMKC*	W, 72-68
Feb. 26	Valparaiso*	L, 58-69
Feb. 28	at Southern Utah*	W, 73-71

MID-CONTINENT CONFERENCE TOURNAMENT (TULSA, OKLA.)

March 6	vs. Chicago State	W, 46-44
March 7	vs. Western Illinois	W, 43-37
March 8	vs. UMKC	W, 48-42

NCAA TOURNAMENT CHATTANOOGA REGIONAL (DALLAS, TEXAS)

March 19	vs. #13/11 Texas	L, 47-64
----------	------------------	----------

* - Mid-Continent Conference Game
 # - Bertha Teague Classic (Mabee Center)
 ^ Fun in the Sun Shootout (Cancun, Mexico)

2004-05 STATISTICAL LEADERS

SCORING	Elisha Turek	18.3 ppg
	Claudia Louis	10.1 ppg
	Leah Cannon	7.7 ppg
REBOUNDING	Elisha Turek	9.6 rpg
ASSISTS	Leah Cannon	4.3 apg

2004-05 GOLDEN EAGLE ROSTER

#	Name	Pos.	Ht.	Cl.	Hometown
3	Leah Cannon	G	5-5	Jr.	Adelaide, Australia
5	Tiffany Johnson	G	5-7	Jr.	Grove, Okla.
10	Jeri Gilmore	G	5-11	Fr.	Moore, Okla.
14	Claudia Pereira	F	6-1	Jr.	Rio de Janeiro, Brazil
15	Alycia Seay	F/C	6-2	So.	Big Cabin, Okla.
20	Claudia Louis	G/F	5-11	Sr.	Baton Rouge, La.
21	Elisha Turek	F	6-1	So.	Council Bluffs, Iowa
23	Ebony Haliburton	F	5-11	Jr.	Shawnee Mission, Kan.
24	Katie Langford	G	5-9	So.	Arthurton, Australia
30	Julia West	G	5-6	Jr.	Fayetteville, N.C.
32	Jessica Boan	F	5-11	Jr.	Overland Park, Kan.
33	Sarah Davidson	G/F	6-0	So.	New South Wales, Australia
35	Jamie Fithian	C	6-5	So.	McPherson, Kan.
44	Maureen Obudho	G/F	5-10	Sr.	Mombasa, Kenya

HEAD COACH: Jerry Finkbeiner
 ASSISTANT COACHES: Misti Cussen, Rick Karr, Dave Wilbers

2005 CHATTANOOGA REGIONAL



March 19, 2005
 Dallas, Texas

TEXAS 64
 ORAL ROBERTS 47

DALLAS, Texas - Oral Roberts played No. 3 seed Texas to within a point in the second half, but a 16-point halftime deficit was too much to overcome in a 64-47 loss. Elisha Turek led all players with 21 points, while Nina Norman scored 20 points to lead Texas.

Texas took control of the game by opening on an 8-1 run, and they ended the first half on a 13-4 run to build a 34-18 advantage.

ORU shot 52.2% in the second half to stay within striking distance of the Longhorns. A three-pointer by Turek with 13:48 to play cut the gap to 41-30, the closest ORU got in the second period of play.

Official Box Score

(14) Oral Roberts vs. (3) Texas
 3/19/05 - 11 am CT - Dallas, Texas (Reunion Arena)

ORAL ROBERTS 22-9												
#	Player	min	fg-a	3fg-a	ft-a	d-rb	pf	a	to	b	a	pts
20	Louis, f	29	2-2	0-0	2-2	1-2-3	4	2	7	0	1	6
21	Turek, f	38	8-20	2-3	3-5	4-3-7	3	0	2	0	1	21
15	Seay, c	25	2-6	0-2	1-2	1-0-1	2	0	2	0	1	5
3	Cannon, g	37	1-4	0-1	0-0	0-2-2	3	5	3	0	1	2
24	Langford, g	22	1-3	0-0	0-0	3-4-7	0	1	4	0	2	2
5	Johnson, c	3	0-0	0-0	0-0	0-0-0	0	0	0	0	0	0
10	Gilmore, g	1	0-0	0-0	0-0	0-0-0	0	0	0	0	0	0
14	Pereira, f	8	1-2	0-0	0-0	0-0-0	0	1	1	0	0	2
30	West, f	1	0-0	0-0	0-0	0-0-0	2	0	0	0	0	0
32	Boan, f	1	0-0	0-0	0-0	0-0-0	0	0	0	0	0	0
33	Davidson, f	17	2-4	1-1	0-0	0-2-2	1	1	1	0	1	5
35	Fithian, f	1	0-0	0-0	0-0	0-0-0	0	0	1	0	0	0
44	Obudho, f	17	2-3	0-0	0-0	2-1-3	2	1	2	0	1	4
Team						0-1-1						
Totals		200	19-44	3-7	6-9	11-15-26	17	11	23	0	8	47
			43.2%	42.9%	66.7%							

TEXAS 22-8												
#	Player	min	fg-a	3fg-a	ft-a	d-rb	pf	a	to	b	a	pts
4	Bowers, f	22	1-5	0-1	1-2	1-2-3	2	0	1	0	0	3
21	Schreiber, f	21	2-5	1-2	2-2	1-1-2	3	0	1	0	0	7
33	Jackson, c	40	3-6	0-0	7-9	3-6-9	0	2	4	2	5	13
11	Carney, g	34	5-9	3-7	0-0	0-0-0	2	3	1	1	3	13
22	Norman, g	37	7-11	2-3	4-4	0-1-1	0	5	4	0	0	20
1	Cobbins, f	1	0-0	0-0	0-0	0-0-0	1	0	0	0	0	0
23	Rand, f	12	0-1	0-0	0-0	0-1-1	0	0	2	0	0	0
43	Hautinga, g	25	4-7	0-0	0-0	3-2-5	3	0	2	1	0	8
44	Robinson, f	4	0-0	0-0	0-0	0-0-0	0	1	0	0	0	0
51	Milowynska, f	4	0-1	0-1	0-0	0-1-1	1	0	0	0	0	0
Team						1-2-3						
Totals		200	22-45	6-14	14-17	9-16-25	12	11	15	5	9	64
			48.9%	42.9%	82.4%							

Officials: Barb Smith, Roy Gulbayyan, Dan Oudaw
 Technical Fouls: Oral Roberts-Norm. Texas-Norm.

Attendance: 4700

Score by Period	1st	2nd	Total
Oral Roberts	18	29	47
Texas	34	30	64



2007 MID-CONTINENT CONFERENCE CHAMPIONS



2006-07 GOLDEN EAGLES

Front Row (left to right): Katie Langford, Sarah Davidson, Alycia Seay, Elisha Turek, Jamie Fithian, Ebony Haliburton
 Back Row (left to right): Charity Czerwinski, Rachel Watman, Mariana Camargo, Janae Voelker, Jenny Hardin, Carol Volpato, Elisa Martins, Chelsie Shockley, Kelly Kindell

2006-07 RESULTS

OVERALL: 22-11 MID-CON: 8-6

REGULAR SEASON

Nov. 11	North Dakota State	W, 82-67
Nov. 18	at Central Arkansas	W, 93-59
Nov. 20	Tulsa	W, 74-61
Nov. 22	Southern	W, 88-46
Nov. 25	at #25/RV Texas	L, 40-79
Nov. 29	Arkansas Pine-Bluff	W, 74-54
Dec. 2	vs. Oklahoma State^	L, 53-78
Dec. 6	at Wichita State	W, 71-55
Dec. 14	at Texas Tech	L, 67-79
Dec. 16	St. Gregory's	W, 111-42
Dec. 21	at Creighton	L, 64-72
Dec. 29	Evangel	W, 87-46
Dec. 30	Central Arkansas	W, 88-55
Jan. 6	Valparaiso*	L, 54-57
Jan. 8	Western Illinois*	L, 41-44
Jan. 13	at UMKC*	W, 66-45
Jan. 15	at Southern Utah*	L, 45-58
Jan. 19	Texas-Pan American	W, 68-47
Jan. 22	at Centenary*	W, 86-61
Jan. 27	IUPUI*	W, 71-56
Jan. 29	Oakland* OT	L, 64-58
Feb. 3	at Western Illinois*	W, 55-52
Feb. 5	at Valparaiso*	L, 56-66
Feb. 10	Southern Utah*	W, 60-52
Feb. 12	UMKC*	W, 62-53
Feb. 17	Chicago State	W, 76-55
Feb. 19	Centenary*	W, 87-58
Feb. 24	at Oakland*	W, 60-57
Feb. 26	at IUPUI*	L, 56-60

MID-CONTINENT CONFERENCE TOURNAMENT (TULSA, OKLA.)

March 4	vs. UMKC	W, 52-44
March 5	vs. Valparaiso	W, 69-63
March 6	vs. Oakland	W, 72-55

NCAA TOURNAMENT DALLAS REGIONAL (MINNEAPOLIS, MINN.)

March 17	vs. #11/15 Purdue	L, 42-63
----------	-------------------	----------

* - Mid-Continent Conference Game
 # - Bertha Teague Classic (Tulsa, Okla.)

2006-07 STATISTICAL LEADERS

SCORING	Elisha Turek	17.2 ppg
	Jenny Hardin	15.3 ppg
	Rachel Watman	7.8 ppg
REBOUNDING	Elisha Turek	10.5 rpg
ASSISTS	Mariana Camargo	4.0 apg

2006-07 GOLDEN EAGLE ROSTER

#	Name	Pos.	Ht.	Cl.	Hometown
1	Mariana Camargo	G	5-10	So.	Blumenau, Brazil
3	Elisa Martins	G/F	6-1	So.	Curitiba, Brazil
4	Rachel Watman	G	5-9	So.	Sydney, Australia
10	Kelly Kindell	G	5-5	Fr.	Schulter, Okla.
11	Janae Voelker	G/F	5-11	Fr.	Newton, Kan.
12	Jenny Hardin	F/C	6-3	So.	Claremore, Okla.
13	Chelsie Shockley	G	5-7	Jr.	Las Cruces, N.M.
14	Charity Czerwinski	G	5-5	Jr.	Cheyenne, Wyo.
15	Alycia Seay	F/C	6-2	Sr.	Big Cabin, Okla.
21	Elisha Turek	F	6-1	Sr.	Council Bluffs, Iowa
23	Ebony Haliburton	F	5-11	Jr.	Kansas City, Mo.
24	Katie Langford	G	5-9	Sr.	Arthurton, Australia
33	Sarah Davidson	G/F	6-0	Sr.	New South Wales, Australia
35	Jamie Fithian	C	6-5	Sr.	McPherson, Kan.
44	Carol Volpato	F	6-1	Jr.	Tubarao, Brazil

HEAD COACH: Jerry Finkbeiner

ASSISTANT COACHES: Misti Cussen, Rick Karr, Dave Wilbers

2007 DALLAS REGIONAL



March 17, 2007
Minneapolis, Minn.

PURDUE 63
 ORAL ROBERTS 42

MINNEAPOLIS, Minn. - Elisha Turek's final game as a Golden Eagle came on March 17, 2007, a 63-42 loss to Purdue in the opening round of the NCAA Tournament.

Purdue established command immediately, holding Turek to four points on 2-for-5 shooting in the first 20 minutes. The Boilermakers were on fire in the first half, shooting a scalding 58.3% to build an 18-point lead.

After halftime, the Boilermakers built their biggest lead, 58-32, on a driving layup by Jodi Howell with 12:42 left. Turek finished the game with 16 points and 11 rebounds.

Official Box Score												
(15) Oral Roberts vs. (2) Purdue												
3/17/07 - 9:30 pm ET - Minneapolis, Minn. (Williams Arena)												
ORAL ROBERTS 22-11												
#	Player	min	fg-a	3fg-a	ft-a	o-d-reb	pf	a	to	b	pts	
12	Hardin, f	35	4-10	1-4	1-4	0-0-0	1	2	2	0	10	
21	Turnak, f	39	7-17	0-0	2-2	4-7-11	4	0	1	0	16	
1	Camargo, g	26	3-8	0-0	1-4	1-5-7	0	0	4	0	7	
5	Watman, g	27	1-6	0-0	3-3	2-3-3	0	2	5	0	5	
24	Langford, g	35	0-5	0-4	0-0	0-0-0	3	2	0	0	2	
3	Martins	13	0-0	0-0	0-0	0-1-1	0	1	1	0	0	
10	Kindell	1	0-1	0-0	0-0	0-0-0	0	0	0	0	0	
13	Shockley	1	0-0	0-0	0-0	0-0-0	0	0	0	0	0	
15	Seay	4	2-2	0-0	0-0	1-0-1	0	0	0	0	4	
23	Haliburton	1	0-0	0-0	0-0	0-1-1	0	1	0	0	0	
33	Davidson	16	0-1	0-1	0-0	0-0-0	0	0	2	0	2	
35	Fithian	1	0-0	0-0	0-0	0-0-0	0	0	0	0	0	
44	Volpato	1	0-0	0-0	0-0	0-0-0	0	0	0	0	0	
Team						2-2-4						
Totals		200	17-48	1-12	7-13	10-18-28	8	8	15	0	52	
			35.4%	8.3%	53.8%							
PURDUE 29-5												
#	Player	min	fg-a	3fg-a	ft-a	o-d-reb	pf	a	to	b	pts	
32	Wilder-Hyatt, f	31	8-11	0-0	0-0	2-7-3	3	0	4	2	4	16
35	Lawless, f	33	4-6	1-1	0-0	0-1-1	1	1	1	0	9	
08	Howell, g	18	3-5	1-2	1-1	0-4-4	0	3	1	0	8	
1	Garfield, g	35	4-11	1-1	2-2	0-5-5	1	1	1	0	11	
20	Malone, g	30	4-8	2-5	0-0	0-1-1	3	5	4	0	10	
11	Nielsen	14	1-3	1-1	0-0	0-0-0	0	0	0	0	3	
14	Gildine	3	0-1	0-0	0-0	0-0-0	0	0	0	0	0	
15	Campbell	13	0-0	0-0	0-0	0-2-2	2	2	1	2	0	
24	Freeman	19	2-3	0-0	2-2	1-0-1	1	6	1	0	6	
45	France	1	0-0	0-0	0-0	0-0-0	0	0	0	0	0	
55	Carrige	3	0-1	0-0	0-0	0-1-1	0	0	0	0	0	
Team						2-3-5						
Totals		200	26-48	6-10	5-5	5-24-29	11	18	14	4	63	
			54.1%	60.0%	100%							

Officials: Marianne Karp, Robert Strong, Peter Contreras
 Technical fouls: Oral Roberts-None; Purdue-None.
 Attendance: 2610
 Score by Periods: 1st: 2nd Total
 Oral Roberts 17 25 42
 Purdue 35 28 63



2008 SUMMIT LEAGUE CHAMPIONS



2007-08 GOLDEN EAGLES

Front Row (left to right): Asst. Coach Nina Stone, Head Coach Jerry Finkbeiner, Asst. Coach Misti Cussen, Asst. Coach Eric Ely
 Back Row (left to right): Kelly Kindell, Lameka Oakes, Janae Voelker, Mariana Camargo, Amanda Predovic, Carol Volpato, Monah Pegorari, Jenny Hardin, Leanne Robison, Whitney Wehmeyer, Corrie Hester, Rachel Waltman, Demesha Heard

2007-08 RESULTS

OVERALL: 19-14 SUMMIT: 10-8

REGULAR SEASON

Nov. 10	Cameron	W, 70-50
Nov. 13	at Tulsa	W, 48-33
Nov. 17	Northern Colorado	W, 83-56
Nov. 24	at Central Arkansas	W, 73-54
Dec. 1	at Texas Southern	L, 48-52
Dec. 3	at Boise State	L, 64-73
Dec. 8	South Dakota State*	W, 67-57
Dec. 10	North Dakota State*	W, 73-68 OT
Dec. 15	Missouri State	W, 96-79
Dec. 18	at Texas Tech	L, 61-91
Dec. 21	Creighton	L, 57-60
Dec. 28	at #24/25 Oklahoma St.	L, 65-83
Jan. 1	at Texas-Pan American	W, 60-40
Jan. 5	at Centenary*	W, 77-57
Jan. 12	at Oakland*	L, 57-71
Jan. 14	at IPFW	W, 81-62
Jan. 19	Western Illinois*	L, 46-60
Jan. 21	IUPUI*	L, 49-68
Jan. 26	at Southern Utah*	L, 49-52
Jan. 28	at UMKC*	W, 67-63
Feb. 2	Centenary*	W, 79-35
Feb. 9	IPFW*	W, 88-71
Feb. 11	Oakland*	W, 73-66
Feb. 16	at IUPUI*	L, 66-69
Feb. 18	at Western Illinois*	L, 51-54
Feb. 23	UMKC*	W, 65-56
Feb. 25	Southern Utah*	W, 71-42
March 1	at North Dakota State*	L, 72-75 2OT
March 3	at South Dakota State*	L, 67-88

SUMMIT LEAGUE TOURNAMENT

(TULSA, OKLA.)

March 9	vs. IPFW	W, 82-67
March 10	vs. Oakland	W, 71-61
March 11	vs. IUPUI	W, 66-53

NCAA TOURNAMENT OKLAHOMA CITY REGIONAL (WEST LAFAYETTE, IND.)

March 23	vs. #3/3 Tennessee	L, 55-94
----------	--------------------	----------

* - Summit League Game

2007-08 STATISTICAL LEADERS

SCORING	Mariana Camargo	13.3 ppg
	Jenny Hardin	13.1 ppg
	Rachel Watman	12.6 ppg
REBOUNDING	Janae Voelker	8.4 rpg
ASSISTS	Mariana Camargo	5.0 apg

2007-08 GOLDEN EAGLE ROSTER

#	Name	Pos.	Ht.	Cl.	Hometown
00	Amanda Predovic	G	5-11	So.	Tulsa, Okla.
1	Mariana Camargo	G	5-11	Jr.	Blumenau, Brazil
5	Rachel Watman	G	5-8	Jr.	Sydney, Australia
10	Kelly Kindell	G	5-4	So.	Schulter, Okla.
11	Janae Voelker	F	5-10	So.	Newton, Kan.
12	Jenny Hardin	F	6-2	Jr.	Claremore, Okla.
21	Demesha Heard	G	5-4	Jr.	Oklahoma City, Okla.
23	Whitney Wehmeyer	G	5-11	Fr.	Stockdale, Texas
24	Corrie Hester	G	5-8	Fr.	Houston, Texas
25	Leanne Robison	G	6-0	Fr.	Ladsonia, Mo.
43	Monah Pegorari	C	6-3	Jr.	Americana, Brazil
44	Carol Volpato	F	6-0	Sr.	Tubarao, Brazil

HEAD COACH: Jerry Finkbeiner

ASSISTANT COACHES: Misti Cussen, Eric Ely, Nina Stone

2008 OKLAHOMA CITY REGIONAL



March 23, 2008
West Lafayette, Ind.

TENNESSEE 94
ORAL ROBERTS 55

WEST LAFAYETTE, Ind. - In their lone meeting with legendary coach Pat Summitt, ORU was worn down in the second half of a 94-55 loss at Purdue's Mackey Arena.

A three-pointer by Janae Voelker cut Tennessee's lead to 55-43 with 16:41 remaining, but the Volunteers turned on the jets down the stretch and closed the game on a 36-12 run.

Jenny Hardin led ORU with 16 points, while Angie Bjorklund had 16 for the Volunteers.

Tennessee went on to capture the national title in Tampa, squeaking by LSU, 47-46, in the and beating Stanford, 64-48, in the Final Four.

Official Box Score

(16) Oral Roberts vs. (1) Tennessee
3/23/08 - 9:30 pm ET - West Lafayette, Ind. (Mackey Arena)

ORAL ROBERTS 19-14

#	Player	min	fg-a	3fg-a	ft-a	o-d-reb	pf	a	to	b	a	pts
11	Voelker, f	31	9-11	3-7	0-0	1-10	11	2	1	9	0	9
12	Hardin, f	35	7-15	2-4	0-0	1-1-2	4	2	6	0	2	16
1	Camargo, g	1	0-0	0-0	0-0	0-0-0	0	0	0	0	0	0
5	Watman, g	39	6-11	1-4	2-3	0-1-1	3	6	5	0	2	15
21	Heard, g	30	1-5	0-1	2-2	0-1-1	2	4	5	0	3	4
00	Predovic	1	0-0	0-0	0-0	0-0-0	0	0	0	0	0	0
10	Kindell	12	0-2	0-2	0-0	1-0-1	0	0	0	0	0	0
20	Frimson	1	0-0	0-0	0-0	0-0-0	0	0	0	0	0	0
23	Wehmeyer	1	0-1	0-1	0-0	0-0-0	0	0	1	0	0	0
25	Robison	32	1-3	0-0	3-4	1-1-2	2	0	2	0	2	5
43	Pegorari	18	3-3	0-0	0-0	0-1-1	5	0	1	0	2	6
Team						2-1-3						
Totals		200	21-52	6-19	7-9	6-16-22	20	13	25	0	11	55
			40.4%	31.6%	77.8%							

TENNESSEE 31-2

#	Player	min	fg-a	3fg-a	ft-a	o-d-reb	pf	a	to	b	a	pts
3	Parker, f	18	6-9	0-0	2-3	0-4-4	4	2	2	1	4	14
55	Ancelet, c	25	3-4	0-0	5-5	2-1-3	3	3	3	1	2	11
00	Bobbitt, g	28	2-7	2-6	0-0	1-0-1	1	3	2	0	1	6
14	Hornbuckle, g	24	4-6	3-5	2-2	4-2-6	1	7	2	0	2	19
33	Augusta, g	32	4-7	0-0	5-6	1-2-3	2	2	3	0	1	19
5	Bjorklund	18	5-13	4-10	2-2	3-4-7	1	0	4	1	0	16
20	Smallburn	15	3-5	1-3	0-0	1-2-3	0	2	0	0	0	7
21	Baugh	20	2-4	0-0	4-6	3-2-5	2	0	2	2	0	8
44	Fuller	20	2-11	2-5	0-1	2-5-8	0	2	1	1	1	6
TEAM						3-2-5						
Totals		200	31-66	12-29	20-25	20-25-45	14	21	19	6	11	94
			47.0%	41.4%	80.0%							

Officials: Kathleen Lynch, Janice Aliberti, Kathy Lorenzen

Technical fouls: Oral Roberts-None, Tennessee-None.

Attendance: 4380

Score by Period	1st	2nd	Total
Oral Roberts	34	21	55
Tennessee	48	46	94



2013 SOUTHLAND CONFERENCE CHAMPIONS



2012-13 GOLDEN EAGLES

Front Row (left to right): Mgr. Katelyn Lowe, Mgr. Sarah Hearon, Dir. of Operations Kyron Stokes, Asst. Coach Royce Samuels, Head Coach Misti Cussen, Asst. Coach Krista Binam, Asst. Coach Bojan Jankovic, Mgr. Candace Tripke, Athletic Trainer Daniel Steward

Back Row (left to right): Krisztina Velkey, Felecia Achilefu, Christian Key, Taylor Cooper, Bernadett Balla, Sarah Shelton, Emma Gade, Savanna Buck, Kevi Luper, Jaci Bigham, Elisabeth Daniels

2012-13 RESULTS

OVERALL: 18-13 SOUTHLAND: 13-5
REGULAR SEASON

Nov. 9	Tulsa	W, 64-53
Nov. 16	at UT-Arlington	W, 73-41
Nov. 19	Arkansas	L, 57-80
Nov. 21	at UALR	L, 47-79
Nov. 29	at Missouri State	L, 72-73 OT
Dec. 5	Evangel	W, 96-34
Dec. 12	at #3/3 Baylor	L, 56-94
Dec. 14	at Louisiana Tech	L, 59-61
Dec. 20	at #RV/21 Nebraska	L, 67-80
Dec. 28	at DePaul	L, 74-97
Jan. 3	at Southeastern La.*	W, 81-62
Jan. 5	at Nicholls State*	L, 66-69
Jan. 10	Northwestern State*	W, 66-55
Jan. 12	Stephen F. Austin*	W, 63-56
Jan. 17	at Texas A&M-CC*	W, 58-41
Jan. 19	at Sam Houston State*	L, 47-54
Jan. 24	Lamar*	W, 77-48
Jan. 26	McNeese State*	L, 71-72
Jan. 31	Nicholls State*	W, 84-56
Feb. 2	Southeastern La.*	W, 90-48
Feb. 7	at Northwestern State*	L, 63-67
Feb. 9	at Stephen F. Austin*	W, 68-64
Feb. 14	Sam Houston State*	W, 90-40
Feb. 16	Texas A&M-CC*	W, 81-59
Feb. 19	Central Arkansas*	W, 76-69
Feb. 28	at McNeese State*	L, 71-76
March 2	at Lamar*	W, 62-55
March 9	at Central Arkansas*	W, 68-53

SOUTHLAND CONFERENCE TOURNAMENT (KATY, TEXAS)

March 15	vs. McNeese State	W, 79-66
March 16	vs. Sam Houston State	W, 72-66

NCAA TOURNAMENT OKLAHOMA CITY REGIONAL (KONXVILLE, TENN.)

March 23	at No. 10/9 Tennessee	L, 62-83
----------	-----------------------	----------

* - Southland Conference Game

2012-13 STATISTICAL LEADERS

SCORING	Kevi Luper	19.0 ppg
	Jaci Bigham	12.4 ppg
	Taylor Cooper	10.4 ppg
REBOUNDING	Sarah Shelton	5.6 rpg
ASSISTS	Jaci Bigham	6.7 apg

2012-13 GOLDEN EAGLE ROSTER


#	Name	Pos.	Ht.	Cl.	Hometown
1	Emma Gade	F	6-0	R-Fr.	Stillwater, Okla.
3	Taylor Cooper	F	6-0	Fr.	Shawnee, Okla.
4	Krisztina Velkey	G	5-9	Fr.	Nagykoros, Hungary
12	Christian Key	G	5-10	Jr.	Tulsa, Okla.
13	Savanna Buck	F	5-10	Sr.	Tomball, Texas
15	Kevi Luper	G	5-10	Sr.	Adair, Okla.
21	Elisabeth Daniels	G	5-6	So.	Tuttle, Okla.
22	Jaci Bigham	G	5-6	Sr.	McAlester, Okla.
23	Bernadett Balla	F	6-2	So.	Pecs, Hungary
24	Jenni Bryan	G	5-9	Jr.	Coweta, Okla.
25	Felecia Achilefu	F	5-11	Fr.	Tulsa, Okla.
42	Sarah Shelton	C	6-3	R-Jr.	Ft. Worth, Texas

HEAD COACH: Misti Cussen

ASSISTANT COACHES: Bojan Jankovic, Royce Samuels, Krista Binam

DIRECTOR OF OPERATIONS: Kyron Stokes

2013 OKLAHOMA CITY REGIONAL



March 23, 2013
Knoxville, Tenn.

TENNESSEE 83
ORAL ROBERTS 62

KNOXVILLE, Tenn. - ORU's legendary class of 2013 ended their careers on the greatest court in women's basketball with an 83-62 loss to Tennessee at Thompson-Boling Arena.

All-American Kevi Luper ended her career with a game-high 20-point effort, while fellow senior Savanna Buck scored 15 points. All-time ORU assist leader Jaci Bigham ended her collegiate career with three points.

ORU scored the first four points and led the game for the first 3:31. But a seven-minute field goal drought helped the Lady Vols build an insurmountable 26-point lead, and they won by 21 points.

Official Box Score

(15) Oral Roberts vs. (2) Tennessee
3/23/13 - 1:30 pm ET - Knoxville, Tenn. (Thompson-Boling Arena)

ORAL ROBERTS 18-13

#	Player	min	fg-a	3fg-a	ft-a	o-d-reb	pf	a	to	b	a	pts
9	Cooper, f	40	4-10	3-11	4-8	2-4-8	2	2	4	1	2	13
13	Buck, f	39	4-6	0-0	7-11	2-7-9	4	3	1	3	15	
42	Shelton, c	34	1-6	0-0	0-0	8-2-10	4	0	1	6	0	2
15	Luper, g	38	8-21	2-3	2-2	2-2-4	2	1	3	1	1	20
22	Bigham, g	30	1-9	1-6	0-0	0-3-3	2	2	5	0	2	3
12	Key	13	3-4	1-2	0-0	1-3-3	1	1	4	0	1	8
23	Balla	6	0-2	0-1	0-0	0-0-0	1	0	0	1	0	0
	Team											3-1-4
	Totals	200	21-66	7-23	13-19	18-21-39	16	9	20	10	9	62
			37.0%	30.4%	68.4%							

TENNESSEE 25-7

#	Player	min	fg-a	3fg-a	ft-a	o-d-reb	pf	a	to	b	a	pts
12	Crawns, f	26	3-5	0-0	5-8	3-4-7	1	3	1	0	2	11
4	Williams, g	24	2-7	0-1	1-1	2-1-3	3	3	1	3	5	5
5	Masangkala, g	28	3-8	3-5	4-4	0-3-3	1	6	2	0	13	
10	Simmons, g	29	7-18	1-7	3-3	2-3-5	0	1	1	3	18	
13	Spani, g	29	1-7	1-3	0-3	0-3-3	0	1	1	0	1	5
1	Phillips	5	1-2	0-0	0-0	1-0-1	1	0	2	1	0	2
2	Jones	20	2-3	0-0	3-4	2-2-4	4	0	2	0	1	7
11	Burdick	19	5-8	1-1	2-2	4-4-8	4	1	2	1	1	13
20	Harrison	13	3-5	0-0	1-1	1-4-5	1	1	3	0	7	
21	Moore	7	1-2	0-0	0-0	0-2-2	0	2	2	1	0	2
	Team											3-4-7
	Totals	200	28-65	6-17	21-25	18-30-48	15	18	19	8	11	83
			43.7%	35.3%	84.0%							

Officials: Cathi Cornal, Eric Koch, Julius Gallien
Technical fouls: Oral Roberts=None, Tennessee=None.

Attendance: 6933

Score by Period	1st	2nd	Total
Oral Roberts	31	31	62
Tennessee	44	39	83



TOURNAMENT HISTORY

DATE	OPPONENT	RESULT	TOURNAMENT	SITE	COACH
1978					
Feb. 24, 1978	NW Oklahoma St.	W, 67-53	State Tournament	Tahlequah, Okla.	Dixie Woodall
Feb. 25, 1978	Oklahoma	W, 57-53	State Tournament	Tahlequah, Okla.	Dixie Woodall
Feb. 27, 1978	Tulsa	W, 88-51	State Tournament	Tahlequah, Okla.	Dixie Woodall
March 22, 1978	North Texas	W, 67-48	Southwest Regional	Nacogdoches, Texas	Dixie Woodall
March 23, 1978	Louisiana Tech	L, 61-60	Southwest Regional	Nacogdoches, Texas	Dixie Woodall
March 24, 1978	Southern	W, 75-71	Southwest Regional	Nacogdoches, Texas	Dixie Woodall
1979					
Feb. 22, 1979	East Central	W, 6-47	State Tournament	Weatherford, Okla.	Dixie Woodall
Feb. 23, 1979	Northeastern State	W, 88-69	State Tournament	Weatherford, Okla.	Dixie Woodall
Feb. 24, 1979	Oklahoma	W, 69-66	State Tournament	Weatherford, Okla.	Dixie Woodall
March 7, 1979	North Texas	W, 62-55	Southwest Regional	Tulsa, Okla.	Dixie Woodall
March 8, 1979	Texas	L, 68-77	Southwest Regional	Tulsa, Okla.	Dixie Woodall
1980					
Feb. 21, 1980	Oklahoma City	W, 80-69	State Tournament	Norman, Okla.	Dixie Woodall
Feb. 22, 1980	Oklahoma	W, 73-60	State Tournament	Norman, Okla.	Dixie Woodall
March 5, 1980	McNeese State	L, 71-72	Southwest Regional	Baton Rouge, La.	Dixie Woodall
1981					
Feb. 24, 1981	Oklahoma State	W, 69-54	State Tournament	Oklahoma City, Okla.	Dixie Woodall
Feb. 26, 1981	Oklahoma	W, 72-62	State Tournament	Oklahoma City, Okla.	Dixie Woodall
March 7, 1981	Arkansas	W, 59-57	Southwest Regional Qualifier	Tulsa, Okla.	Dixie Woodall
March 12, 1981	Texas	L, 63-97	Southwest Regional	Nacogdoches, Texas	Dixie Woodall
1982					
Feb. 26, 1982	Oklahoma State	L, 75-79	State Tournament	Oklahoma City, Okla.	Debbie Yow
Feb. 27, 1982	Oklahoma City	L, 81-88	State Tournament	Oklahoma City, Okla.	Debbie Yow
1983					
March 17, 1983	Hawaii	W, 69-60	WNIT	Amarillo, Texas	Debbie Yow
March 18, 1983	Memphis State	L, 61-88	WNIT	Amarillo, Texas	Debbie Yow
March 19, 1983	Weber State	W, 78-75	WNIT	Amarillo, Texas	Debbie Yow
1999					
March 13, 1999	(1) Purdue	L, 48-68	NCAA First Round	West Lafayette, Ind.	Jerry Finkbeiner
2001					
March 17, 2001	(2) Oklahoma	L, 64-70	NCAA First Round	Norman, Okla.	Jerry Finkbeiner
2005					
March 19, 2005	(3) Texas	L, 47-64	NCAA First Round	Dallas, Texas	Jerry Finkbeiner
2007					
March 17, 2007	(2) Purdue	L, 42-63	NCAA First Round	Minneapolis, Minn.	Jerry Finkbeiner
2008					
March 23, 2008	(1) Tennessee	L, 55-94	NCAA First Round	West Lafayette, Ind.	Jerry Finkbeiner
2010					
March 19, 2010	Missouri State	L, 53-75	WNIT First Round	Springfield, Mo.	Jerry Finkbeiner
2011					
March 17, 2011	TCU	W, 78-74	WNIT First Round	Fort Worth, Texas	Jerry Finkbeiner
March 21, 2011	Tulane	W, 92-86	WNIT Second Round	Tulsa, Okla.	Jerry Finkbeiner
March 23, 2011	Arkansas	L, 59-78	WNIT Sweet 16	Tulsa, Okla.	Jerry Finkbeiner
2013					
March 23, 2013	(2) Tennessee	L, 62-83	NCAA First Round	Knoxville, Tenn.	Misti Cussen
2015					
March 18, 2015	Texas State	W, 57-54	WBI First Round	San Marcos, Texas	Misti Cussen
March 23, 2015	New Mexico	W, 63-61	WBI Quarterfinals	Albuquerque, N.M.	Misti Cussen
March 26, 2015	Louisiana	L, 65-64	WBI Semifinals	Lafayette, La.	Misti Cussen
2023					
March 21, 2023	Grambling State	L, 93-91	WNIT First Round	Tulsa, Okla.	Kelsi Musick



TOURNAMENT HISTORY

MID-CONTINENT CONFERENCE/SUMMIT LEAGUE TOURNAMENT

15 APPEARANCES • FIVE CHAMPIONSHIPS

OVERALL RECORD: 21-10

DATE	OPPONENT	RESULT
1998 • Moline, Ill. • No. 6 Seed		
2/28/98	(3) Buffalo	L, 52-63
1999 • Moline, Ill. • No. 4 Seed • CHAMPIONS		
2/26/99	(5) UMKC	W, 70-58
3/1/99	(1) Valparaiso	W, 83-62
3/2/99	(2) Youngstown State	W, 57-52
2000 • Ft. Wayne, Ind. • No. 5 Seed		
3/3/00	(4) Valparaiso	L, 46-60
2001 • Ft. Wayne, Ind. • No. 2 Seed • CHAMPIONS		
3/3/01	(7) Youngstown State	W, 71-52
3/5/01	(6) Chicago State	W, 54-35
3/6/01	(1) Oakland	W, 61-46
2002 • Ft. Wayne, Ind. • No. 6 Seed		
3/2/02	(3) Western Illinois	W, 75-72 OT
3/4/02	(2) Oakland	L, 71-74
2003 • Kansas City, Mo. • No. 5 Seed		
3/8/03	(4) Valparaiso	L, 56-94
2004 • Kansas City, Mo. • No. 5 Seed		
3/6/04	(4) Oakland	W, 57-49
3/8/04	(1) Western Illinois	W, 72-70 OT
3/9/04	(2) Valparaiso	L, 63-64
2005 • Tulsa, Okla. • No. 4 Seed • CHAMPIONS		
3/6/05	(5) Chicago State	W, 46-44
3/7/05	(1) Western Illinois	W, 43-37
3/8/05	(7) UMKC	W, 48-43
2006 • Tulsa, Okla. • No. 3 Seed		
3/5/06	(6) Oakland	L, 37-50
2007 • Tulsa, Okla. • No. 3 Seed • CHAMPIONS		
3/4/07	(6) UMKC	W, 52-44
3/5/07	(2) Valparaiso	W, 69-63
3/6/07	(1) Oakland	W, 72-55
2008 • Tulsa, Okla. • No. 4 Seed • CHAMPIONS		
3/9/08	(5) IPFW	W, 82-67
3/10/08	(1) Oakland	W, 71-61

3/11/08	(3) IUPUI	W, 66-53
2009 • Sioux Falls, S.D. • No. 8 Seed		
3/7/09	(1) South Dakota State	L, 49-77
2010 • Sioux Falls, S.D. • No. 1 Seed		
3/6/10	(8) Southern Utah	W, 97-81
3/8/10	(4) UMKC	W, 77-71
3/9/10	(3) South Dakota State	L, 75-79 OT
2011 • Sioux Falls, S.D. • No. 1 Seed		
3/5/11	(8) Western Illinois	W, 108-79
3/7/11	(4) Oakland	L, 62-96
2012 • Sioux Falls, S.D. • No. 2 Seed		
3/3/12	(7) Western Illinois	L, 71-83
2015 • Sioux Falls, S.D. • No. 3 Seed		
3/8/15	(6) North Dakota State	W, 71-58
3/9/15	(2) South Dakota State	L, 59-48
2016 • Sioux Falls, S.D. • No. 4 Seed		
3/6/16	(5) Western Illinois	W, 68-55
3/7/16	(1) South Dakota	L, 78-61
2017 • Sioux Falls, S.D. • No. 6 Seed		
3/5/17	(3) South Dakota State	L, 65-50
2018 • Sioux Falls, S.D. • No. 5 Seed		
3/6/18	(4) Denver	W, 76-71
3/7/18	(1) South Dakota	L, 65-53
2019 • Sioux Falls, S.D. • No. 4 Seed		
3/10/19	(5) Western Illinois	W, 68-64
3/11/19	(1) South Dakota State	L, 86-55
2020 • Sioux Falls, S.D. • No. 4 Seed		
3/8/20	(5) Western Illinois	W, 74-66
3/9/20	(1) South Dakota	L, 65-43
2021 • Sioux Falls, S.D. • No. 7 Seed		
3/6/21	(7) South Dakota	L, 89-66
2022 • Sioux Falls, S.D. • No. 4 Seed		
3/6/22	(5) North Dakota	W, 61-54
3/7/22	(1) South Dakota State	L, 72-53
2023 • Sioux Falls, S.D. • No. 5 Seed		
3/5/23	(4) South Dakota	W, 92-69
3/6/23	(1) South Dakota State	L, 87-60

SOUTHLAND CONFERENCE TOURNAMENT HISTORY

TWO APPEARANCES • ONE CHAMPIONSHIP

OVERALL RECORD: 2-1

DATE	OPPONENT	RESULT
2013 • Katy, Texas • No. 1 Seed • CHAMPIONS		
3/15/13	(5) McNeese State	W, 79-66
3/16/13	(2) Sam Houston State	W, 72-66
2014 • Katy, Texas • No. 8 Seed		
3/13/13	(5) Nicholls State	L, 66-77



BY THE NUMBERS:

MID-CON/SUMMIT LEAGUE TOURNAMENT HISTORY

Overall: 28-19
 Quarterfinals: 16-8
 Semifinals: 7-9
 Finals: 5-2

RECORD AS THE...

No. 1 Seed: 3-2
 No. 2 Seed: 3-1
 No. 3 Seed: 4-2
 No. 4 Seed: 13-4
 No. 5 Seed: 4-4
 No. 6 Seed: 1-3
 No. 7 Seed: 0-1
 No. 8 Seed: 0-1

Record Against:
 Buffalo: 0-1
 Chicago State: 2-0
 Denver: 1-0
 IPFW: 1-0
 IUPUI: 1-0
 North Dakota: 1-0
 North Dakota State: 1-0
 Oakland: 5-2
 South Dakota 1-4
 South Dakota State: 0-7
 Southern Utah: 1-0
 UMKC: 4-0
 Valparaiso: 3-2
 Western Illinois: 7-1
 Youngstown State: 2-0

TOURNAMENT HISTORY

REGULAR SEASON TOURNAMENTS

DATE	OPPONENT	RESULT
BERTHA TEAGUE CLASSIC (2-15) Stillwater, Okla.		
12/21/95	at #21/19 Oklahoma State	L, 44-84
11/22/96	Oklahoma	L, 50-62
11/23/96	at Oklahoma State	L, 53-70
12/29/97	at Oklahoma State	L, 50-92
12/20/97	North Texas	L, 72-81
11/17/01	#4/5 Oklahoma	L, 38-73
11/18/01	Oklahoma State	L, 52-83
12/3/05	#19/20 Oklahoma State	L, 76-107
Norman, Okla.		
11/28/99	at Oklahoma	L, 66-83
11/29/99	Oklahoma State	L, 51-68
Tulsa, Okla. • Mabee Center		
11/17/00	Oklahoma State	L, 63-71
11/18/00	#14/17 Oklahoma	L, 56-87
12/4/04	Oklahoma State	W, 65-61 OT
Tulsa, Okla. • Reynolds Center		
11/22/02	Oklahoma State	W, 67-47
11/23/02	#23/25 Oklahoma	L, 42-70
12/2/06	Oklahoma State	L, 53-78
Oklahoma City, Okla.		
11/22/03	Oklahoma	L, 42-90
BETHANY/SOUTHERN NAZARENE TOURNAMENT (5-0) Bethany, Okla.		
2/5/76	Panhandle State	W, 56-52
2/6/76	Oklahoma Baptist	W, 48-44
2/17/77	Oklahoma Baptist	W, 64-41
2/18/77	at Southern Nazarene	W, 76-56
2/19/77	Langston	W, 65-51
BIG SKY/SUMMIT LEAGUE CHALLENGE (2-0)		
1/3/24	Northern Colorado	W, 81-80
1/6/24	Sacramento State	W, 56-51
CAL POLY POMONA TOURNAMENT (1-1) Pomona, Calif.		
12/15/78	Cal State Fullerton	L, 69-75
12/16/78	San Francisco	W, 57-55
CARDINAL CLASSIC (0-2) Palo Alto, Calif.		
12/19/91	at #2/2 Stanford	L, 74-112
12/20/91	#8/8 NC State	L, 60-92
COWGIRL CLASSIC/INVITATIONAL (0-6) Stillwater, Okla.		
1/5/89	at Oklahoma State	L, 67-85
1/6/89	North Texas	L, 86-102
1/3/92	at Oklahoma State	L, 43-57
1/4/92	Southern Miss	L, 66-82
12/28/92	at Oklahoma State	L, 31-105
12/29/92	UMKC	L, 35-64
COZUMEL CUP (1-1) Cozumel, Mexico		
12/19/08	USC Upstate	W, 82-60
12/20/08	UT-San Antonio	L, 62-74
DALLAS HILTON INN CLASSIC (2-2) Dallas, Texas		
12/14/84	at SMUL, 66-75	
12/15/84	Stephen F. Austin	W, 70-68
12/13/85	at SMU	W, 91-69
12/14/85	Stephen F. Austin	L, 64-69
DIAL SOAP CLASSIC (4-6) Miami, Fla.		
12/30/82	Fairfield	W, 73-59
12/31/82	Eastern Kentucky	W, 81-78
Tempe, Ariz.		
11/28/86	at Arizona State	L, 62-99
11/29/86	San Francisco	L, 74-84
Lawrence, Kan.		
12/2/88	at Kansas	L, 75-89
12/3/88	Grambling	L, 66-90
12/3/93	at #15/16 Kansas	L, 66-94
12/4/93	Jackson State	W, 64-57
Pullman, Wash.		
12/1/95	Western Illinois	W, 70-52
12/2/95	at Washington State	L, 54-84
DOMINO'S LADY REBEL CLASSIC (1-1) Oxford, Miss.		
12/2/94	Northwestern State	L, 69-94
12/3/94	TCU	W, 90-58

DOMINO'S PIZZA CLASSIC (1-1)

Missoula, Mont.		
12/4/87	Oregon	L, 64-85
12/5/87	Lamar	W, 82-80
EL RENO TOURNAMENT (2-0) El Reno, Okla.		
2/13/76	Southern Nazarene	W, 56-55
2/14/76	at El Reno	W, 75-58
FLORIDA ATLANTIC CLASSIC (0-2) Boca Raton, Fla.		
12/30/96	Georgetown	L, 65-70
12/31/96	South Alabama	L, 54-60
FLYING QUEENS CLASSIC (0-3) Plainview, Texas		
11/25/76	at #2 Wayland Baptist	L, 62-101
11/26/76	West Texas A&M	L, 74-75
11/27/76	Texas Tech	L, 62-66
FUN IN THE SUN SHOOTOUT (5-5) Cancun, Mexico		
12/17/00	Florida Atlantic	W, 81-63
12/19/00	#6/5 Duke	L, 51-62
12/17/01	Furman	L, 58-60
12/18/01	Tulsa	L, 58-75
12/15/02	UT-San Antonio	W, 47-43
12/17/02	Oklahoma State	L, 42-70
12/19/04	Memphis	W, 87-79
12/20/04	UMKC	W, 59-52
12/19/05	Mount St. Mary's	W, 94-78
12/20/05	Missouri State	L, 85-90
GARDEN PLAZA CLASSIC (0-2) Murfreesboro, Tenn.		
12/10/93	at Middle Tennessee	L, 55-81
12/11/93	UMKC	L, 78-82 2OT
GOLDEN BEAR CLASSIC (1-3) Berkeley, Calif.		
12/2/83	New Mexico	W, 84-70
12/3/83	at California	L, 61-64
11/30/84	at California	L, 66-86
12/1/84	Texas A&M	L, 48-87
HOSS'S RED FLASH CLASSIC (1-1) Loretto, Pa.		
12/30/95	Delaware State	W, 72-55
12/31/95	Akron	L, 60-77
HOLIDAY INN OVERLAND PARK CLASSIC (0-2) Kansas City, Mo.		
11/29/96	Mississippi State	L, 57-63
11/30/96	at UMKC	L, 54-84
KANSAS CLASSIC (2-0) Emporia, Kan.		
11/30/79	Hastings	W, 99-76
12/1/79	at Emporia State	W, 92-71
LADY AGGIE CLASSIC (0-2) College Station, Texas		
11/25/88	McNeese State	L, 63-91
11/26/88	UT-Arlington	L, 80-81 2OT
LADY GRIZ CLASSIC (2-0) Missoula, Mont.		
12/1/17	Long Beach State	W, 64-58
12/2/17	Cal State Fullerton	W, 60-50
LADY RAIDER CLASSIC (1-1) Lubbock, Texas		
12/5/92	Northwestern State	L, 61-94
12/6/92	Texas-Pan American	W, 85-59
MIDWEST ROUNDBALL CLASSIC (1-2) Tulsa, Okla.		
12/16/88	Nevada	W, 96-74
12/17/88	UT-Arlington	L, 79-89
12/18/88	TCU	L, 74-87
MISSOURI STATE TURKEY TOURNAMENT (2-1) Springfield, Mo.		
11/25/77	Northwest Missouri State	W, 70-63
11/26/77	Kansas	L, 61-94
11/27/77	at Southwest Missouri State	W, 73-64
NAVY CLASSIC (0-2) Annapolis, Md.		
11/19/10	Harvard	L, 76-84
11/20/10	Villanova	L, 52-61

NEBRASKA INVITATIONAL (0-2)

Lincoln, Neb.		
11/29/91	Rice	L, 78-87
11/30/91	Grambling	L, 77-78
NSU CLASSIC (0-2) Tahlequah, Okla.		
11/27/89	at Northeastern State	L, 66-91
11/28/89	Southern Arkansas	L, 83-92
OBU CLASSIC (0-2) Shawnee, Okla.		
11/24/89	Southern Nazarene	L, 45-100
11/25/89	at Oklahoma Baptist	L, 73-100
OKLAHOMA HOLIDAY CLASSIC (0-2) Norman, Okla.		
12/28/93	Southern	L, 62-86
12/29/93	Michigan	L, 58-72
PRESEASON WNIT (0-2) Boulder, Colo.		
11/9/01	at #12/13 Colorado	L, 49-78
Albuquerque, N.M.		
11/11/05	at New Mexico	L, 52-69
PHILLIPS CLASSIC (0-2) Enid, Okla.		
12/1/89	Southwestern Oklahoma	L, 64-138
12/2/89	at Phillips	L, 81-107
PITTSBURG STATE TOURNAMENT (0-2) Pittsburg, Kan.		
1/5/90	St. Mary's (Texas)	L, 66-68
1/6/90	Emporia State	L, 62-94
SCHOOL OF THE OZARKS CLASSIC (0-2) Point Lookout, Mo.		
11/10/89	Missouri Baptist	L, 72-77
11/11/89	at School of the Ozarks	L, 53-79
SHOCKER HOLIDAY CLASSIC (2-1) Wichita, Kan.		
1/3/79	at Wichita State	W, 88-52
1/4/79	Nebraska-Omaha	L, 63-64
1/5/79	Wyoming	W, 65-53
SHOCKER WINTER CLASSIC (2-0) Wichita, Kan.		
12/15/17	Alcorn State	W, 76-52
12/16/17	Chicago State	W, 73-43
SOUTHERN MISS LADY EAGLE CLASSIC (1-1) Hattiesburg, Miss.		
12/27/77	Fordham	W, 72-59
12/28/77	#6 Old Dominion	L, 48-82
12/29/77	Michigan State	W, 70-67
QUEENS HOLIDAY TOURNAMENT (2-1) Flushing, N.Y.		
12/27/77	Fordham	W, 72-59
12/28/77	#6 Old Dominion	L, 48-82
12/29/77	Michigan State	W, 70-67
CMU/JENNIES CLASSIC (3-4) Warrensburg, Mo.		
1/12/78	#19 Memphis	W, 68-67
1/13/78	Nebraska-Omaha	W, 63-51
1/14/78	Temple (Texas)	L, 71-77
12/8/89	at Central Missouri	L, 66-107
12/9/89	Kearney State	L, 65-103
12/7/90	at Central Missouri	L, 76-97
12/8/90	Southern Colorado	W, 76-74
WHITMAN COUGAR CLASSIC (1-1) Pullman, Wash.		
12/12/87	at Washington State	L, 78-94
12/13/87	Baylor	W, 86-73



NCAA TOURNAMENT RECORDS

GAME-BY-GAME TEAM STATISTICS

1999 MIDWEST REGIONAL • WEST LAFAYETTE, IND.

Date	Matchup	FG-A	Pct.	3FG-A	Pct.	FT-A	Pct.	O/D/Reb	PF	A	TO	B	S	1st	2nd	Score
3/13/99	Oral Roberts	19-55	.345	7-19	.368	3-6	.500	12/27/39	23	9	23	5	8	17	31	48
	#1/1 Purdue	21-56	.375	2-15	.133	24-39	.615	16/23/39	9	14	15	6	10	36	32	68

2001 WEST REGIONAL • NORMAN, OKLA.

Date	Matchup	FG-A	Pct.	3FG-A	Pct.	FT-A	Pct.	O/D/Reb	PF	A	TO	B	S	1st	2nd	Score
3/17/01	Oral Roberts	23-49	.469	8-14	.571	10-14	.714	7/17/24	24	13	16	1	11	29	35	64
	#7/7 Oklahoma	25-50	.500	7-21	.333	13-26	.500	14/21/35	15	14	17	1	7	31	39	70

2005 CHATTANOOGA REGIONAL • DALLAS, TEXAS

Date	Matchup	FG-A	Pct.	3FG-A	Pct.	FT-A	Pct.	O/D/Reb	PF	A	TO	B	S	1st	2nd	Score
3/19/05	Oral Roberts	19-44	.432	3-7	.429	6-9	.667	11/15/26	17	11	23	0	8	18	29	47
	#13/11 Texas	22-45	.489	6-14	.429	14-17	.824	9/16/25	12	11	15	5	9	34	30	64

2007 DALLAS REGIONAL • MINNEAPOLIS, MINN.

Date	Matchup	FG-A	Pct.	3FG-A	Pct.	FT-A	Pct.	O/D/Reb	PF	A	TO	B	S	1st	2nd	Score
3/17/07	Oral Roberts	17-48	.354	1-12	.083	7-13	.538	10/18/28	8	8	15	0	5	17	25	42
	#11/15 Purdue	26-49	.531	6-10	.600	5-5	100	5/24/29	11	18	14	4	10	35	28	63

2008 OKLAHOMA CITY REGIONAL • WEST LAFAYETTE, IND.

Date	Matchup	FG-A	Pct.	3FG-A	Pct.	FT-A	Pct.	O/D/Reb	PF	A	TO	B	S	1st	2nd	Score
3/23/08	Oral Roberts	21-52	.404	6-19	.316	7-9	.778	6/16/22	20	13	25	0	11	34	21	55
	#3/3 Tennessee	31-66	.470	12-29	.414	20-25	.800	20/25/45	14	21	19	6	11	48	46	94

2013 OKLAHOMA CITY REGIONAL • KNOXVILLE, TENN.

Date	Matchup	FG-A	Pct.	3FG-A	Pct.	FT-A	Pct.	O/D/Reb	PF	A	TO	B	S	1st	2nd	Score
3/23/13	Oral Roberts	21-66	.318	7-23	.304	13-19	.684	18/21/39	16	9	20	10	9	31	31	62
	#10/9 Tennessee	28-65	.431	6-17	.353	21-25	.840	18/30/48	15	18	19	8	11	44	39	83



>>> Sarah Shelton and the Golden Eagles blocked 10 shots on March 23, 2013 in an 83-62 loss to Tennessee. The 10 blocks set a Thompson-Boling Arena record for a Tennessee opponent

INDIVIDUAL SINGLE-GAME RECORDS

POINTS

ORU: 21 • Krista Ragan vs. Purdue • 3/13/99
 21 • Elisha Turek vs. Texas • 3/19/05
 Opponent: 20 • Nina Norman, Texas • 3/19/05

FIELD GOALS MADE

ORU: 8 • Krista Ragan vs. Purdue • 3/13/99
 8 • Elisha Turek vs. Texas • 3/19/05
 8 • Kevi Luper vs. Tennessee • 3/23/13
 Opponent: 8 • Camille Cooper, Purdue • 3/13/99
 8 • Caton Hill, Oklahoma • 3/17/01
 8 • Lindsay Wisdom-Hylton, Purdue • 3/17/07

FIELD GOALS ATTEMPTED

ORU: 21 • Kevi Luper vs. Tennessee • 3/23/13
 Opponent: 18 • Meighan Simmons, Tennessee • 3/23/13

3-POINT FIELD GOALS MADE

ORU: 5 • Krista Ragan vs. Purdue • 3/13/99
 Opponent: 4 • Angie Bjorklund, Tennessee • 3/23/08

3-POINT FIELD GOALS ATTEMPTED

ORU: 11 • Krista Ragan vs. Purdue • 3/13/99
 11 • Taylor Cooper vs. Tennessee • 3/23/13
 Opponent: 10 • Angie Bjorklund, Tennessee • 3/23/08

FREE THROWS MADE

ORU: 7 • Savanna Buck vs. Tennessee • 3/23/13
 Opponent: 7 • Tiffany Jackson, Texas • 3/19/05

FREE THROWS ATTEMPTED

ORU: 11 • Savanna Buck vs. Tennessee • 3/23/13
 Opponent: 10 • Candi Crawford, Purdue • 3/13/99

REBOUNDS

ORU: 11 • Elisha Turek vs. Purdue • 3/17/07
 11 • Janae Voelker vs. Tennessee • 3/23/08
 Opponent: 10 • Caton Hill, Oklahoma • 3/17/01

ASSISTS

ORU: 6 • Rachel Watman vs. Tennessee • 3/23/08
 Opponent: 7 • Alexis Hornbuckle, Tennessee • 3/23/08

TURNOVERS

ORU: 7 • Claudia Louis vs. Texas • 3/19/05
 Opponent: 5 • Stacey Dales, Oklahoma • 3/17/01
 5 • Rosiland Ross, Oklahoma • 3/17/01

STEALS

ORU: 3 • Damesha Heard vs. Tennessee • 3/23/08
 3 • Savanna Buck vs. Tennessee • 3/23/13
 Opponent: 5 • Tiffany Jackson, Texas • 3/19/05

BLOCKED SHOTS

ORU: 6 • Sarah Shelton vs. Tennessee • 3/23/13
 Opponent: 3 • Camille Cooper, Purdue • 3/13/99
 3 • Isabelle Harrison, Tennessee • 3/23/13

MINUTES PLAYED

ORU: 40 • Taylor Cooper vs. Tennessee • 3/23/13
 Opponent: 40 • Tiffany Jackson, Texas • 3/19/05



NCAA TOURNAMENT RECORDS

TEAM SINGLE-GAME RECORDS

MOST POINTS - Game

ORU: 64 vs. Oklahoma • 3/17/01
 Opponent: 94 • Tennessee • 3/23/08

FEWEST POINTS - Game

ORU: 42 vs. Purdue • 3/17/07
 Opponent: 63 • Purdue • 3/17/07

MOST POINTS - Half

ORU: 35 vs. Oklahoma • 3/17/01
 Opponent: 48 • Tennessee • 3/23/08

FEWEST POINTS - Half

ORU: 17 vs. Purdue • 3/13/99
17 vs. Purdue • 3/17/07
 Opponent: 28 • Purdue • 3/17/07

MOST FIELD GOALS MADE

ORU: 23 vs. Oklahoma • 3/17/01
 Opponent: 31 • Tennessee • 3/23/08

FEWEST FIELD GOALS MADE

ORU: 17 vs. Purdue • 3/17/07
 Opponent: 21 • Purdue • 3/13/99

MOST FIELD GOALS ATTEMPTED

ORU: 66 vs. Tennessee • 3/23/13
 Opponent: 66 • Tennessee • 3/23/08

FEWEST FIELD GOALS ATTEMPTED

ORU: 44 vs. Texas • 3/19/05
 Opponent: 45 • Texas • 3/19/05

HIGHEST FIELD GOAL PERCENTAGE

ORU: 46.9% (23-for-49) vs. Oklahoma • 3/17/01
 Opponent: 53.1% (26-for-49) • Purdue • 3/17/07

LOWEST FIELD GOAL PERCENTAGE

ORU: 31.8% (21-for-66) vs. Tennessee • 3/23/13
 Opponent: 37.5% (21-for-56) • Purdue • 3/13/99

MOST 3-POINT FIELD GOALS MADE

ORU: 8 vs. Oklahoma • 3/17/01
 Opponent: 12 • Tennessee • 3/23/08

MOST 3-POINT FIELD GOALS ATTEMPTED

ORU: 23 vs. Tennessee • 3/23/13
 Opponent: 29 • Tennessee • 3/23/08

MOST FREE THROWS MADE

ORU: 13 vs. Tennessee • 3/23/13
 Opponent: 24 • Purdue • 3/13/99

MOST FREE THROWS ATTEMPTED

ORU: 19 vs. Tennessee • 3/23/13
 Opponent: 39 • Purdue • 3/13/99

FEWEST FREE THROWS MADE

ORU: 3 vs. Purdue • 3/13/99
 Opponent: 5 • Texas • 3/19/05

FEWEST FREE THROWS ATTEMPTED

ORU: 6 vs. Purdue • 3/13/99
 Opponent: 5 • Purdue • 3/17/07

MOST REBOUNDS

ORU: 39 vs. Purdue • 3/13/99
39 vs. Tennessee • 3/23/13

Opponent: 48 • Tennessee • 3/23/13

FEWEST REBOUNDS

ORU: 22 vs. Tennessee • 3/23/08
 Opponent: 25 • Texas • 3/19/05

MOST ASSISTS

ORU: 13 vs. Oklahoma • 3/17/01
13 vs. Tennessee • 3/23/08

Opponent: 21 • Tennessee • 3/23/08

FEWEST ASSISTS

ORU: 8 vs. Purdue • 3/17/07
 Opponent: 11 • Texas • 3/19/05

MOST PERSONAL FOULS

ORU: 24 vs. Oklahoma • 3/17/01
 Opponent: 15 • Oklahoma • 3/17/01

15 • Tennessee • 3/23/13

MOST STEALS

ORU: 11 vs. Oklahoma • 3/17/01
11 vs. Tennessee • 3/23/08

Opponent: 11 • Tennessee • 3/23/08

11 • Tennessee • 3/23/13

MOST BLOCKED SHOTS

ORU: 10 vs. Tennessee • 3/23/13
 Opponent: 8 • Tennessee • 3/23/13

MOST TURNOVERS

ORU: 25 vs. Tennessee • 3/23/08
 Opponent: 19 • Tennessee • 3/23/08

19 • Tennessee • 3/23/13

FEWEST TURNOVERS

ORU: 15 vs. Purdue • 3/17/07
 Opponent: 14 • Purdue • 3/17/07



>>> Katie Langford grabbed seven rebounds against Texas in the 2005 NCAA Tournament, when ORU held the Longhorns to just 25 boards as a team



SINGLE-GAME RECORDS

INDIVIDUAL SINGLE-GAME RECORDS

POINTS

ORU: 50 • Stacy Williams vs. Langston • 2/20/90
 Opponent: 46 • Rose Avery, UA-Monticello • 2/10/90

FIELD GOALS MADE

ORU: 19 (three times) • last by Kevi Luper vs. La Salle • 11/20/09
 Opponent: 17 • Rose Avery, UA-Monticello • 2/10/90

FIELD GOALS ATTEMPTED

ORU: 44 (three times) • last by Stacy Williams vs. Bartlesville Wesleyan • 11/8/90
 Opponent: 33 • Lisa Kirby, Oklahoma City • 2/12/90

3-POINT FIELD GOALS MADE

ORU: 11 • Stacy Williams vs. Central Missouri • 12/18/89
 Opponent: 10 • Kari Koch, Missouri State • 12/20/05

3-POINT FIELD GOALS ATTEMPTED

ORU: 33 (twice) • last by Stacy Williams vs. Central Missouri • 12/18/89
 Opponent: 17 (twice) • last by Anne Boese, IPFW • 12/29/10

FREE THROWS MADE

ORU: 17 • Kevi Luper vs. Tulane • 3/21/11
 Opponent: 20 • Angela Meadough, UA-Monticello • 1/4/91

FREE THROWS ATTEMPTED

ORU: 25 • Stacy Williams vs. Langston • 2/20/90
 Opponent: 22 • Angela Meadough, UA-Monticello • 1/4/91

REBOUNDS

ORU: 27 • Vicky McIntyre vs. Austin Peay • 11/29/14
 Opponent: 25 (twice) • last by Donna Washington, Southern • 12/28/93

ASSISTS

ORU: 17 • Leah Cannon vs. Newman • 12/6/03
 Opponent: 19 • Sharee Mitchum, Oklahoma • 2/10/94

STEALS

ORU: 12 • Kevi Luper vs. Southern Utah • 12/5/09
 Opponent: 9 • Melissa Jones, Baylor • 12/16/09

BLOCKED SHOTS

ORU: 12 • Vicky McIntyre vs. South Dakota State • 3/9/15
 Opponent: 12 • Brooke McAfee, IUPUI • 1/24/04

TOP-20 ORU SCORING PERFORMANCES

1.	50	Stacy Williams vs. Langston • 2/20/90
2.	46	Stacy Williams vs. Central Missouri • 12/8/89
	46	Keni Jo Lippe at North Dakota State • 2/9/20
4.	45	Stacy Williams vs. Oklahoma City • 2/12/90
		Stacy Williams vs. Phillips • 1/30/90
6.	44	Kevi Luper vs. La Salle • 11/20/09
		Sharon Tucker vs. Texas-Arlington • 2/10/81
8.	43	Sharon Tucker vs. Utah State • 1/12/80
		Vivian Herron vs. New Mexico State • 11/28/88
10.	42	Kisa Bradley vs. Evangel • 1/8/96
		Stacy Williams vs. Central Arkansas • 11/30/89
12.	41	Kevi Luper vs. North Dakota State • 2/4/12
		Stacy Williams vs. Phillips • 12/2/89
		Sharon Tucker vs. Oklahoma State • 2/7/81
15.	40	Kevi Luper vs. Missouri State • 11/29/12
		Stacy Williams vs. School of the Ozarks • 12/2/89
		Vivian Herron vs. Creighton • 1/21/89
		Sharon Tucker vs. Georgia • 11/22/80
19.	39	Kisa Bradley vs. New Orleans • 1/24/96
		Vivian Herron vs. East Central • 2/6/89

TOP-20 ORU REBOUNDING PERFORMANCES

1.	27	Vicky McIntyre vs. Austin Peay • 11/29/14
2.	24	Vicky McIntyre at Omaha • 2/4/15
	24	Veronica Franklin vs. Tulsa • 1/17/81
4.	22	Vicky McIntyre at Texas State • 3/18/15
		Vicky McIntyre vs. IUPUI • 1/15/15
		Vicky McIntyre at Denver • 1/4/15
7.	21	Kisa Bradley vs. Alcorn State • 2/28/97
8.	20	Vicky McIntyre at South Dakota State • 1/29/15
		Kisa Bradley vs. Prairie View A&M • 2/6/97
		Valeria Dos Santos vs. UMKC • 12/7/95
		Shonna Pope vs. School of the Ozarks • 11/11/89
12.	19	Vicky McIntyre vs North Dakota State • 3/8/15
		Vicky McIntyre vs. North Carolina A&T • 11/28/14
		Elisha Turek vs. Memphis • 12/19/04
		Sylvia Cummings vs. Texas Southern • 1/9/92
16.	18	Vicky McIntyre vs. South Dakota State • 3/9/15
		Vicky McIntyre vs. North Dakota State • 2/11/15
		Janae Voelker vs. North Dakota State • 1/2/10
		Janae Voelker vs. UMKC • 2/21/09
		Elisha Turek vs. North Dakota State • 11/11/06
		Stephanie Clark vs. IUPUI • 2/15/03
		Ophelia Shantiloo vs. Illinois-Chicago • 11/26/94
		Amy Williams vs. Langston • 2/20/90
		Vivian Herron vs. Oklahoma City • 2/21/89
		Karen McClendon vs. Langston • 2/19/77



SINGLE-GAME RECORDS

TEAM SINGLE-GAME RECORDS

MOST POINTS - Game

ORU: 120 (2x) vs. Central Christian • 12/10/21
 Opponent: 138 • Southwestern Oklahoma • 12/1/89

FEWEST POINTS - Game

ORU: 27 vs. Buffalo • 1/3/98
 Opponent: 29 • Bacone • 11/29/03

MOST POINTS - Half

ORU: 66 vs. North Texas • 11/14/10
 Opponent: 74 • Arkansas-Monticello • 2/10/90

FEWEST POINTS - Half

ORU: 9 vs. Buffalo • 1/3/98
 Opponent: 5 • USAO • 12/5/21

MOST FIELD GOALS MADE

ORU: 50 vs. Tulsa • 12/15/77
 Opponent: 60 • Southwestern Oklahoma • 12/1/89

FEWEST FIELD GOALS MADE

ORU: 7 vs. Buffalo • 1/3/98
 Opponent: 9 • Evangel • 12/4/12

MOST FIELD GOALS ATTEMPTED

ORU: 102 vs. Texas • 2/22/78
 Opponent: 117 • Southwestern Oklahoma • 12/1/89

FEWEST FIELD GOALS ATTEMPTED

ORU: 37 vs. Western Illinois • 1/28/06
 Opponent: 29 • Valparaiso • 2/12/00

HIGHEST FIELD GOAL PERCENTAGE

ORU: 70.8% (46-for-65) vs. Bacone • 11/29/03
 Opponent: 63.3% (38-for-60) • Northeastern State • 2/4/91

LOWEST FIELD GOAL PERCENTAGE

ORU: 17.5% (7-for-40) vs. Buffalo • 1/3/98
 Opponent: 18.6% (11-for-59) • USAO • 12/5/21

MOST 3-POINT FIELD GOALS MADE

ORU: 20, at Western Illinois • 2/23/19
 Opponent: 17 (twice) • last by Missouri • 12/4/13

MOST 3-POINT FIELD GOALS ATTEMPTED

ORU: 39 (twice), last vs. Oklahoma State • 12/22/10
 Opponent: 44 • IPFW • 12/29/10

MOST FREE THROWS MADE

ORU: 38 vs. Arkansas-Pine Bluff • 2/6/88
 Opponent: 41 • Kansas • 11/10/13

MOST FREE THROWS ATTEMPTED

ORU: 55 vs. Arkansas-Pine Bluff • 2/6/88
 Opponent: 54 • Kansas • 11/10/13

FEWEST FREE THROWS MADE

ORU: 1 (three times), last vs. SDSU • 2/2/19
 Opponent: 1 (six times) • last by SDSU • 12/22/21

FEWEST FREE THROWS ATTEMPTED

ORU: 2 (twice), last vs. Southeastern La. • 2/8/14
 Opponent: 1 (three times) • last by SDSU • 12/22/21

MOST REBOUNDS

ORU: 76 vs. Bethany Nazarene • 2/28/77
 Opponent: 84 • Creighton • 12/6/89

FEWEST REBOUNDS

ORU: 19 vs. Valparaiso • 2/26/05
 Opponent: 11 • Western Illinois • 1/28/06

MOST ASSISTS

ORU: 33 (twice), last vs. Bacone • 11/29/03
 Opponent: 37 • Vanderbilt • 1/14/93

FEWEST ASSISTS

ORU: 0 vs. Southern Nazarene • 11/24/89
 Opponent: 0 • Southwest Missouri State • 11/27/77

MOST PERSONAL FOULS

ORU: 37 vs. Sam Houston State • 12/18/95
 Opponent: 37 • Tennessee-Martin • 2/11/95

MOST STEALS

ORU: 32 vs. IUPUI • 2/13/10
 Opponent: 30 • Alabama • 2/25/93

MOST BLOCKED SHOTS

ORU: 13 vs. Southern Miss • 1/4/92
 Opponent: 16 • IUPUI • 1/24/04

MOST TURNOVERS

ORU: 45 vs. Alabama • 2/25/93
 Opponent: 47 • Centenary • 2/20/10

FEWEST TURNOVERS

ORU: 4 vs. Central Arkansas • 11/30/89
 Opponent: 3 • Fort Hays State • 11/18/78



>>> Savanna Buck converted ORU's only free throw in a Dec. 22, 2010 loss at Oklahoma State, as the Golden Eagles matched a program record for fewest free throws in a game



SINGLE-SEASON RECORDS

TEAM SINGLE-SEASON RECORDS (HIGHS)

WINS

1. 1977-78	31
2. 1982-83	26
3. 1978-79	25
1976-77	25
5. 2009-10	23
2010-11	23
7. 1979-80	22
2004-05	22
2006-07	22
10. 2023-24	21

LOSSES


1. 1989-90	38
2. 1992-93	25
3. 1993-94	24
4. 1988-89	23
5. 1991-92	22
6. 1984-85	21
7. 1997-98	20
2013-14	20
9. 2022-23	19
10. 1990-91	18

TOTAL POINTS

1. 2010-11	2,870
2. 2009-10	2,807
3. 1989-90	2,684
4. 2023-24	2,628
5. 1977-78	2,623
6. 1990-91	2,563
7. 1978-79	2,450
8. 1976-77	2,421
9. 2022-23	2,420
10. 1979-80	2,385

SCORING AVERAGE

1. 2009-10	85.1
2. 2010-11	84.4
3. 2023-24	82.1
4. 1982-83	81.2
5. 1979-80	79.5
6. 1985-86	79.0
7. 2022-23	78.1
8. 1990-91	77.7
9. 1987-88	76.0
10. 1988-89	75.3



>>> Current NC State Director of Athletics Debbie Yow led the 1982-83 Lady Titans, who won 26 games and were the first ORU team to average over 80 points per game

TOTAL REBOUNDS

1. 1976-77	1,851
2. 1989-90	1,726
3. 1978-79	1,683
4. 1990-91	1,577
5. 2014-15	1,445
6. 1979-80	1,422
7. 2010-11	1,406
8. 1977-78	1,382
9. 2009-10	1,305
10. 1980-81	1,294

REBOUND AVERAGE

1. 1976-77	54.6
2. 1978-79	48.1
3. 1990-91	47.8
4. 1979-80	47.4
5. 1994-95	45.6
6. 1980-91	44.6
7. 1995-96	44.1
8. 1993-94	43.8
9. 1991-92	43.3
10. 1989-90	43.2

FIELD GOALS MADE

1. 1977-78	1,114
2. 2010-11	1,048
3. 1976-77	1,032
4. 1978-79	995
5. 2023-24	986
6. 1979-80	977
7. 2009-10	971
8. 1989-90	960
9. 1990-91	956
10. 1982-83	912

FIELD GOAL ATTEMPTS

1. 1989-90	2,893
2. 2023-24	2,288
3. 1976-77	2,714
4. 1977-78	2,481
5. 1978-79	2,463
6. 1990-91	2,449
7. 2010-11	2,358
8. 2009-10	2,258
9. 1979-80	2,120
10. 2022-23	2,078

FIELD GOAL PERCENTAGE

1. 1983-84	.488 (847-for-1,733)
2. 1982-83	.484 (912-for-1,885)
3. 1985-86	.481 (857-for-1,782)
4. 1979-80	.460 (977-for-2,120)
5. 2000-01	.455 (755-for-1,661)
6. 1977-78	.449 (1,114-for-2,481)
7. 1984-85	.449 (796-for-1,772)
8. 1981-82	.449 (720-for-1,604)
9. 2017-18	.448 (783-for-1,746)
10. 1987-88	.447 (789-for-1,767)

3-PT FIELD GOALS MADE

1. 2018-19	312
2. 2009-10	304
3. 2010-11	255
4. 1989-90	252
5. 2022-23	230
6. 2019-20	217
7. 1990-91	212
8. 2002-03	206
9. 2012-13	202
10. 2023-24	184



SINGLE-SEASON RECORDS

TEAM SINGLE-SEASON RECORDS (HIGHS)

3-PT FIELD GOAL ATTEMPTS

1. 1989-90	917
2. 2009-10	877
3. 2018-19	819
4. 2010-11	741
5. 2022-23	732
6. 1990-91	700
7. 2023-24	645
8. 2019-20	643
9. 2002-03	559
10. 2008-09	551

FREE THROW ATTEMPTS

1. 2009-10	769
2. 1989-90	746
3. 1986-87	711
4. 1990-91	704
5. 1978-79	701
6. 1985-86	694
7. 2010-11	686
8. 1988-89	659
9. 2023-24	648
10. 2001-02	637

STEALS

1. 2009-10	519
2. 2010-11	491
3. 2011-12	440
4. 1996-97	362
5. 1990-91	357
6. 1985-86	355
7. 2023-24	347
8. 2007-08	345
9. 1982-83	339
10. 2000-01	333

3-PT FIELD GOAL PERCENTAGE

1. 2000-01	.387 (124-for-320)
1986-87	.387 (29-for-75)
3. 2018-19	.381 (312-for-819)
4. 2001-02	.380 (109-for-287)
5. 2012-13	.377 (202-for-536)
6. 2017-18	.371 (183-for-493)
7. 2002-03	.369 (206-for-559)
8. 1999-00	.362 (141-for-390)
9. 1996-97	.353 (95-for-269)
10. 1997-98	.352 (103-for-293)

FREE THROW PERCENTAGE

1. 2011-12	.778 (385-for-495)
2. 2010-11	.757 (519-for-686)
3. 2019-20	.754 (457-for-606)
4. 2018-19	.739 (366-for-495)
5. 2022-23	.738 (432-for-585)
5. 2021-22	.733 (463-for-632)
6. 2009-10	.730 (561-for-769)
7. 2023-24	.728 (472-for-648)
8. 1998-99	.726 (427-for-588)
9. 2012-13	.726 (366-for-504)
10. 1985-86	.718 (498-for-694)

BLOCKED SHOTS

1. 2014-15	174
2. 1991-92	158
3. 1995-96	157
4. 1998-99	142
5. 1996-97	124
1999-00	124
7. 2012-13	123
2022-23	123
9. 2013-14	112
10. 1989-90	110

FREE THROWS MADE

1. 2009-10	561
2. 2010-11	519
3. 1989-90	512
4. 1985-86	498
5. 1986-87	479
6. 2023-24	472
7. 1988-89	470
8. 2021-22	463
9. 1978-79	460
10. 2019-20	457

ASSISTS

1. 2009-10	529
2. 1982-83	511
3. 2006-07	507
4. 2010-11	498
5. 1985-86	495
6. 1987-88	486
7. 1984-85	483
8. 2011-12	469
9. 2023-24	468
10. 2007-08	463

TURNOVERS

1. 1989-90	796
2. 1992-93	715
3. 1990-91	706
4. 1991-92	650
5. 2009-10	646
6. 1995-96	640
7. 2010-11	632
8. 2014-15	625
9. 1994-95	624
10. 1985-86	622



>>> Kevi Luper and the 2009-10 ORU team set records for scoring average, assists and made three-pointers



>>> Led by sharpshooter Cori Williston, the 2000-01 Golden Eagles set a program record for three-point percentage



SINGLE-SEASON RECORDS

TEAM SINGLE-SEASON RECORDS (LOWS)

WINS

1. 1992-93	1
2. 1989-90	2
3. 1993-94	3
4. 1988-89	4
5. 1991-92	6
2020-21	6
7. 1997-98	7
8. 1984-85	9
2013-14	9
10. 1995-96	10

TOTAL REBOUNDS

1. 2020-21	762
2. 1975-76	904
3. 1997-98	957
4. 1999-00	971
5. 1981-82	987
6. 2000-01	1,024
7. 1984-85	1,029
8. 2002-03	1,031
9. 1992-93	1,036
2013-14	1,036

FIELD GOALS MADE

1. 2020-21	458
2. 1992-93	584
3. 1997-98	610
4. 1995-96	611
5. 1999-00	629
6. 1993-94	639
7. 1996-97	643
8. 2001-02	647
9. 1994-95	659
10. 2013-14	667

LOSSES

1. 1982-83	1
2. 1975-76	4
1977-78	4
4. 1979-80	8
5. 1976-77	9
2004-05	9
7. 1978-79	10
1981-82	10
9. Six times	11

REBOUND AVERAGE

1. 2000-01	33.0
2. 1984-85	34.3
3. 1999-00	34.7
4. 1997-98	35.4
5. 1998-99	35.6
2012-13	35.6
7. 2013-14	35.7
8. 2001-02	35.8
2018-19	35.8
10. 2020-21	36.3

FIELD GOAL ATTEMPTS

1. 2020-21	1,290
2. 1997-98	1,486
3. 1996-97	1,530
4. 1999-00	1,537
5. 2001-02	1,554
6. 1981-82	1,604
7. 2002-03	1,605
8. 2013-14	1,635
9. 1975-76	1,640
10. 1998-99	1,642

TOTAL POINTS

1. 2020-21	1,352
2. 1992-93	1,454
3. 1975-76	1,472
4. 1993-94	1,679
5. 1995-96	1,702
6. 1999-00	1,715
7. 1997-98	1,720
8. 1996-97	1,738
9. 1981-82	1,766
10. 1994-95	1,808

SCORING AVERAGE

1. 1992-93	55.9
2. 1999-00	61.3
3. 1993-94	62.2
4. 1995-96	63.0
5. 2001-02	63.1
6. 2004-05	63.4
2014-15	63.4
8. 2016-17	63.5
9. 1997-98	63.7
10. 2013-14	64.0

FIELD GOAL PERCENTAGE

1. 1989-90	.332 (960-for-2,893)
2. 1992-93	.352 (584-for-1,658)
3. 1993-94	.352 (639-for-1,815)
4. 2020-21	.355 (458-for-1,290)
5. 1995-96	.358 (611-for-1,709)
6. 1976-77	.380 (1,032-for-2,714)
7. 1994-95	.384 (659-for-1,718)
8. 1990-91	.390 (956-for-2,449)
9. 1991-92	.391 (757-for-1,937)
2021-22	.391 (712-for-1819)

3-PT FIELD GOALS MADE

1. 1986-87	29
2. 1992-93	77
3. 1987-88	80
4. 1988-89	83
5. 2004-05	84
6. 1996-97	95
7. 1997-98	103
8. 1991-92	104
1994-95	104
10. 2001-02	109



>>> Stilwell native Kathy Paden was the point guard on ORU's 1981-82 and 1982-83 teams, which posted the two lowest turnover totals in program history.



SINGLE-SEASON RECORDS

TEAM SINGLE-SEASON RECORDS (LOWS)

3-PT FIELD GOAL ATTEMPTS

1. 1986-87	75
2. 1987-88	235
3. 1988-89	259
4. 1996-97	269
5. 2004-05	285
6. 2001-02	287
7. 1997-98	293
8. 2000-01	320
9. 1992-93	321
10. 2003-04	334

FREE THROW ATTEMPTS

1. 1975-76	224
2. 1992-93	355
3. 2002-03	401
4. 2020-21	425
5. 2017-18	441
6. 2015-16	446
7. 2016-17	477
8. 1993-94	480
9. 1981-82	487
10. 2005-06	489

STEALS

1. 2020-21	150
2. 2014-15	174
3. 2013-14	200
4. 2001-02	211
5. 2017-18	218
6. 1992-93	221
7. 2015-16	230
8. 2019-20	244
9. 1988-89	250
2016-17	250

3-PT FIELD GOAL PERCENTAGE

1. 1992-93	.240 (77-for-321)
2. 1989-90	.275 (252-for-917)
3. 1995-96	.284 (111-for-391)
4. 2021-22	.285 (154-for-540)
5. 1994-95	.291 (104-for-358)
6. 1991-92	.292 (104-for-356)
7. 2004-05	.295 (84-for-285)
8. 2016-17	.298 (128-for-429)
9. 2005-06	.299 (164-for-548)
10. 1993-94	.300 (110-for-367)

FREE THROW PERCENTAGE

1. 1975-76	.580 (130-for-224)
2. 1976-77	.589 (357-for-606)
3. 1992-93	.589 (209-for-355)
4. 2008-09	.600 (310-for-517)
5. 1995-96	.601 (369-for-614)
6. 1993-94	.606 (291-for-480)
7. 2005-06	.616 (301-for-489)
8. 2006-07	.617 (378-for-613)
9. 1996-97	.622 (357-for-574)
10. 1990-91	.624 (439-for-704)

BLOCKED SHOTS

1. 1977-78	40
2. 2000-01	51
3. 2020-21	57
4. 1978-79	61
5. 2018-19	62
6. 2016-17	65
7. 2001-02	67
8. 2019-20	68
9. 1981-82	72
10. 1983-84	73
1987-88	73

FREE THROWS MADE

1. 1975-76	130
2. 1992-93	209
3. 2015-16	279
4. 2002-03	283
5. 2020-21	285
6. 1993-94	291
7. 2005-06	301
2017-18	301
9. 1991-92	310
2008-09	310

ASSISTS

1. 1978-79	188
2. 2020-21	217
3. 1975-76	219
4. 1992-93	275
5. 1995-96	290
6. 2015-16	291
7. 2013-14	292
8. 2001-02	300
9. 2016-17	322
10. 1993-94	328

TURNOVERS

1. 2015-16	251
2. 2020-21	349
3. 2018-19	421
4. 2016-17	426
5. 1981-82	440
6. 1982-83	465
7. 2005-06	471
8. 2012-13	496
9. 2004-05	504
10. 2019-20	505



>>> Claudia Louis averaged 10.1 points for the 2004-05 team, the last ORU squad to lose less than 10 games



>>> Vicky McIntyre shattered ORU and Summit League records setting new marks with 536 boards and 160 blocks.



SINGLE-SEASON RECORDS

INDIVIDUAL SINGLE-SEASON RECORDS

TOTAL POINTS

1. Stacy Williams (89-90)	1,060
2. Kevi Luper (10-11)	806
3. Kevi Luper (09-10)	757
4. Kevi Luper (11-12)	714
5. Vivian Herron (88-89)	712
6. Stacy Williams (90-91)	683
7. Sharon Tucker (80-81)	671
8. Sharon Tucker (79-80)	636
9. Hannah Cooper (22-23)	628
10. Kisa Bradley (95-96)	602

SCORING AVERAGE

1. Stacy Williams (89-90)	26.5
2. Vivian Herron (88-89)	26.4
3. Kevi Luper (09-10)	24.4
4. Kevi Luper (11-12)	23.8
5. Kevi Luper (10-11)	23.7
6. Sharon Tucker (80-81)	23.1
7. Kisa Bradley (96-97)	22.3
Kisa Bradley (95-96)	22.3
9. Cari Chamberlin (88-89)	21.4
10. Sharon Tucker (79-80)	21.2

TOTAL REBOUNDS

1. Vicky McIntyre (14-15)	536
2. Amy Williams (89-90)	365
3. Elisha Turek (06-07)	347
4. Ruthie Udoumoh (23-24)	313
5. Vivian Herron (88-89)	302
6. Elisha Turek (04-05)	298
7. Jordan Pyle (10-11)	287
8. Rhonda Penquite (77-78)	286
9. Debbie Nelson (76-77)	282
Janae Voelker (08-09)	282

REBOUND AVERAGE

1. Vicky McIntyre (14-15)	15.8
2. Vivian Herron (88-89)	11.2
3. Karen McClendon (76-77)	10.5
Elisha Turek (06-07)	10.5
5. Kisa Bradley (96-97)	10.3
6. Tirzah Moore (22-23)	10.1
7. Vivian Herron (87-88)	10.0
8. Helen Garrett (90-91)	9.9
9. Ruthie Udoumoh (23-24)	9.8
10. Kisa Bradley (95-96)	9.7

FIELD GOALS MADE

1. Stacy Williams (89-90)	363
2. Kevi Luper (10-11)	283
3. Vivian Herron (88-89)	276
4. Kevi Luper (11-12)	273
5. Kevi Luper (09-10)	260
6. Rhonda Penquite (77-78)	256
7. Sharon Tucker (79-80)	254
8. Sharon Tucker (80-81)	253
9. Kisa Bradley (96-97)	242
10. Elisha Turek (04-05)	240

FIELD GOAL ATTEMPTS

1. Stacy Williams (89-90)	697
2. Stacy Williams (90-91)	682
3. Kevi Luper (10-11)	643
4. Kisa Bradley (95-96)	625
5. Vivian Herron (88-89)	601
6. Kevi Luper (11-12)	591
7. Kevi Luper (09-10)	563
8. Kevi Luper (12-13)	536
9. Elisha Turek (04-05)	501
10. Kisa Bradley (96-97)	499


FIELD GOAL PERCENTAGE

(Min. 100 Attempts)

1. Sarah Shelton (12-13)	.655 (112-171)
2. Jordan Pyle (09-10)	.623 (160-257)
3. Shannon Mims (01-02)	.600 (72-120)
4. Stephanie Clark (02-03)	.595 (116-195)
5. Shayne McKenzie (00-01)	.575 (77-134)
6. Jordan Pyle (10-11)	.571 (205-359)
7. Rhonda Penquite (77-78)	.568 (256-451)
8. Faith Ihim (17-18)	.566 (176-311)
9. Sharon Tucker (79-80)	.562 (254-452)
10. Donna Douglas (83-84)	.553 (140-253)

3-PT FIELD GOALS MADE

1. Stacy Williams (89-90)	194
2. Stacy Williams (90-91)	122
3. Lakota Beatty (18-19)	100
4. Jaci Bigham (09-10)	99
5. Delaney Nix (22-23)	86
6. Georgia Jones (08-09)	68
7. Kristin Brady-Atkinson (00-01)	67
Kristin Brady-Atkinson (02-03)	67
9. Samantha Walton (97-98)	64
Artan Henry (91-92)	64



>>> Vivian Herron's 1988-89 season ranks as one of ORU's best of all-time. The senior became the first ORU player to grab 300 rebounds in a single year, and her 26.4 points per game remains the 2nd-highest mark in program history.



SINGLE-SEASON RECORDS

INDIVIDUAL SINGLE-SEASON RECORDS

3-PT FIELD GOAL ATTEMPTS

1. Stacy Williams (89-90)	697
2. Stacy Williams (90-91)	403
3. Delaney Nix (22-23)	243
4. Jaci Bigham (09-10)	233
5. Lakota Beatty (18-19)	231
6. Kisa Bradley (95-96)	193
Jara McCoy (90-91)	193
8. Artan Henry (91-92)	192
Kristin Brady-Atkinson (02-03)	190
10. Melanie McNeal (92-93)	189

3-PT FIELD GOAL PERCENTAGE

(Minimum 60 Attempts)

1. Christian Key (12-13)	.475 (48-101)
2. Maya Mayberry (17-18)	.471 (49-104)
3. Leah Cannon (04-05)	.458 (38-83)
4. Jessica Rhoten (97-98)	.452 (28-62)
5. Leah Cannon (02-03)	.444 (28-63)
6. Cori Williston (02-03)	.440 (55-125)
7. Melanie McNeal (93-94)	.434 (33-76)
8. Lakota Beatty (18-19)	.433 (100-231)
9. Maya Mayberry (18-19)	.430 (58-135)
10. Jaci Bigham (09-10)	.425 (99-233)

FREE THROWS MADE

1. Kevi Luper (09-10)	194
2. Keni Jo Lippe (19-20)	191
3. Kevi Luper (10-11)	177
4. Hannah Cooper (22-23)	169
5. Kim Ogden (86-87)	166
6. Sharon Tucker (80-81)	165
7. Vivian Herron (88-89)	159
8. Cari Chamberlin (88-89)	156
9. Krista Ragan (01-02)	147
10. Kim Ogden (85-86)	146

FREE THROW ATTEMPTS

1. Kim Ogden (86-87)	254
2. Keni Jo Lippe (19-20)	236
3. Kevi Luper (09-10)	235
4. Cari Chamberlin (88-89)	217
Sharon Tucker (80-81)	217
6. Hannah Cooper (22-23)	211
7. Kevi Luper (10-11)	210
8. Kim Ogden (85-86)	208
9. Stacy Williams (89-90)	204
10. Krista Ragan (01-02)	193

FREE THROW PERCENTAGE

(Minimum 50 Attempts)

1. Christian Key (13-14)	.893 (67-75)
2. Kevi Luper (12-13)	.875 (77-88)
3. Jaci Bigham (10-11)	.867 (72-83)
4. Jaci Bigham (09-10)	.866 (116-134)
5. Jaci Bigham (11-12)	.865 (45-52)
6. Kevi Luper (11-12)	.857 (120-140)
7. Keni Jo Lippe (21-22)	.852 (109-128)
8. Keni Jo Lippe (18-19)	.845 (131-155)
9. Kevi Luper (10-11)	.843 (177-210)
10. Taleyah Jones (23-24)	.841 (111-132)

ASSISTS

1. Leah Cannon (03-04)	231
2. Jaci Bigham (12-13)	209
3. Nanette Ogden (87-88)	180
4. Jaci Bigham (09-10)	174
5. Nanette Ogden (86-87)	160
Mariana Camargo (07-08)	160
7. Stacy Williams (90-91)	159
8. Jaci Bigham (10-11)	157
9. Kim Ogden (87-88)	156

10. Leah Cannon (02-03)	148
-------------------------	-----

STEALS

1. Kevi Luper (09-10)	140
2. Kevi Luper (10-11)	126
3. Stacy Williams (90-91)	115
4. Kevi Luper (11-12)	114
5. Kim Ogden (86-87)	99
6. Kim Ogden (87-88)	96
7. Kim Ogden (85-86)	94
8. Trina Davis (94-95)	91
9. Janae Voelker (09-10)	90
10. Stacy Williams (89-90)	88

BLOCKED SHOTS

1. Vicky McIntyre (14-15)	160
2. Kisa Bradley (95-96)	119
3. Kisa Bradley (96-97)	94
4. Rauna Barrett (99-00)	71
5. Sylvia Cummings (92-93)	65
Sarah Shelton (13-14)	65
7. April Garcia (02-03)	58
8. Sylvia Cummings (91-92)	55
9. Shawn Hindle (86-87)	52
10. Amy Williams (89-90)	51



>>> 1996 alumnus Kisa Bradley swatted away opposing field goal attempts at an astonishing pace. Bradley blocked 119 shots in 1995-96; as a team, ORU has blocked 100+ shots in only 16 of the 37 seasons the statistic has been recorded



CAREER RECORDS

INDIVIDUAL CAREER RECORDS

TOTAL POINTS

1. Kevi Luper (09-13)	2,867
2. Vivian Herron (85-89)	2,192
3. Krista Ragan (96-02)	2,152
4. Elisha Turek (03-07)	2,054
5. Stacy Williams (88-91)	1,791
6. Sharon Tucker (78-81)	1,783
7. Keni Jo Lippe (17-22)	1,742
8. Kim Ogden (84-88)	1,720
9. Jaci Bigham (09-13)	1,505
10. Janae Voelker (06-10)	1,421

TOTAL REBOUNDS

1. Elisha Turek (03-07)	1,168
2. Vivian Herron (85-89)	1,007
3. Janae Voelker (06-10)	955
4. Jordan Pyle (08-12)	865
5. Faith Ihim (14-18)	840
6. Sharon Tucker (78-81)	745
7. Kim Ogden (84-88)	728
8. Veronica Franklin (77-81)	726
9. Keni Jo Lippe (17-22)	705
10. Regan Schumacher (17-22)	666

FIELD GOALS MADE

1. Kevi Luper (09-13)	1,052
2. Elisha Turek (03-07)	860
3. Vivian Herron (85-89)	853
4. Krista Ragan (96-02)	772
5. Sharon Tucker (78-81)	687
6. Connie Weeks (75-78)	627
7. Stacy Williams (88-91)	614
8. Margie Jackson (80-85)	604
9. Kim Ogden (84-88)	585
10. Jordan Pyle (08-12)	577

SCORING AVERAGE (Min. 2 seasons)

1. Kevi Luper (09-13)	22.8
2. Kisa Bradley (95-97)	22.3
3. Stacy Williams (88-91)	21.3
4. Vivian Herron (85-89)	20.1
5. Sharon Tucker (78-81)	19.0
6. Elisha Turek (03-07)	16.8
7. Krista Ragan (96-02)	16.5
8. Connie Weeks (75-78)	16.3
9. LeQuita Smith (84-86)	15.6
10. Kim Ogden (84-88)	15.2

REBOUND AVERAGE (Min. 2 seasons)

1. Kisa Bradley (95-97)	10.0
2. Elisha Turek (03-07)	9.6
3. Vivian Herron (85-89)	9.2
4. Sylvia Cummings (91-93)	8.9
5. Ophelia Shantiloo (92-94)	8.1
6. Lynette Eggers (86-88)	8.0
7. Sharon Tucker (78-81)	7.9
8. Janae Voelker (06-10)	7.5
9. Helen Garrett (90-93)	7.2
10. Jordan Pyle (08-12)	7.0

FIELD GOAL ATTEMPTS

1. Kevi Luper (09-13)	2,333
2. Stacy Williams (89-91)	1,854
3. Vivian Herron (85-89)	1,838
4. Krista Ragan (96-02)	1,792
5. Elisha Turek (03-07)	1,746
6. Kim Ogden (84-88)	1,360
7. Keni Jo Lippe (17-22)	1,344
8. Sharon Tucker (78-81)	1,315
9. Connie Weeks (75-78)	1,298
10. Margie Jackson (80-85)	1,254

FIELD GOAL PERCENTAGE

(Min. 200 attempts)

1. Sarah Shelton (12-14)	.631 (166-263)
2. Rhonda Penquite (77-78)	.568 (256-451)
3. Stephanie Clark (01-03)	.566 (159-281)
4. Jordan Pyle (08-12)	.554 (577-1042)
5. Kris Johnson (80-83)	.531 (258-486)
6. Kim Davis (82-83)	.523 (194-371)
7. Pam Mindemann (77-80)	.523 (412-788)
8. Sharon Tucker (78-81)	.522 (687-1315)
9. Donna Douglas (83-85)	.521 (199-382)
10. Dominique Allen (08-12)	.519 (153-295)

3-PT FIELD GOALS MADE

1. Stacy Williams (89-91)	321
2. Georgia Jones (08-12)	220
3. Kristin Brady-Atkinson (98-03)	216
4. Jaci Bigham (09-13)	212
5. Krista Ragan (96-02)	208
6. Kevi Luper (09-13)	195
7. Keni Jo Lippe (17-22)	186
8. Lakota Beatty (16-19)	155
9. Christian Key (10-14)	149
10. Janae Voelker (06-10)	141



>>>> 1981 alumnus Veronica Franklin was an ace rebounder, the second player in ORU history to grab 700 boards in her career. ORU won the AIAW State Championship in all four of her collegiate seasons



CAREER RECORDS

INDIVIDUAL CAREER RECORDS

3-PT FIELD GOALS ATTEMPTED

1. Stacy Williams (89-91)	1,122
2. Georgia Jones (08-12)	644
3. Kristin Brady-Atkinson (98-03)	599
4. Jaci Bigham (09-13)	589
5. Keni Jo Lippe (17-22)	576
6. Kevi Luper (09-13)	538
7. Krista Ragan (96-02)	532
8. Janae Voelker (06-10)	425
9. Rachel Watman (05-08)	393
10. Christian Key (10-14)	381

3-PT FIELD GOAL PERCENTAGE

(Min. 100 attempts)

1. Lakota Beatty (16-19)	.428 (155-362)
2. Rylie Torrey (18-20)	.401 (131-327)
3. Cori Williston (00-04)	.399 (130-326)
4. Kaylan Mayberry (13-17)	.393 (46-117)
5. Krista Ragan (96-02)	.391 (208-532)
6. Christian Key (10-14)	.391 (149-381)
7. Leah Cannon (02-06)	.381 (128-336)
8. Nanette Ogden (84-88)	.373 (38-102)
9. Tiffany Kelley (94-97)	.365 (100-274)
10. Taylor Cooper (12-13)	.363 (61-168)

FREE THROWS MADE

1. Kevi Luper (09-13)	568
2. Keni Jo Lippe (17-22)	556
3. Kim Ogden (84-88)	524
4. Vivian Herron (85-89)	485
5. Sharon Tucker (78-81)	409
6. Krista Ragan (96-02)	400
7. Hannah Cooper (21-24)	366
8. Jaci Bigham (09-13)	323
9. Elisha Turek (03-07)	308
10. Cari Chamberlin (85-89)	288

FREE THROW ATTEMPTS

1. Kim Ogden (84-88)	772
2. Keni Jo Lippe (17-22)	679
3. Kevi Luper (09-13)	673
4. Vivian Herron (85-89)	613
5. Sharon Tucker (78-81)	582
6. Krista Ragan (96-02)	548
7. Mariana Camargo (05-09)	499
8. Elisha Turek (03-07)	479
9. Hannah Cooper (21-24)	474
10. Faith Ihim (14-18)	458

FREE THROW PERCENTAGE

(Min. 100 Attempts)

1. Christian Key (10-14)	.852 (104-122)
2. Margie Jackson (80-85)	.852 (98-115)
3. Kevi Luper (09-13)	.844 (568-673)
4. Jaci Bigham (09-13)	.841 (323-384)
5. Keni Jo Lippe (17-22)	.819 (556-679)
6. Jessica Rhoten (97-99)	.815 (208-255)
7. Maria Martiane (15-18)	.814 (180-221)
8. Dorottya Balla (13-17)	.808 (101-125)
9. Rhonda Penquite (77-78)	.802 (81-101)
10. Heather Davis (96-99)	.797 (154-193)

ASSISTS

1. Jaci Bigham (09-13)	668
2. Leah Cannon (02-06)	603
3. Kim Ogden (84-88)	518
4. Mariana Camargo (05-09)	474
5. Georgia Jones (08-12)	422
6. Kathy Paden (79-83)	396
7. Krista Ragan (96-02)	398
8. Nanette Ogden (84-88)	367
9. Hannah Cooper (21-24)	344
10. Sherry Dailey (81-86)	324

STEALS

1. Kevi Luper (09-13)	463
2. Kim Ogden (84-88)	372
3. Jaci Bigham (09-13)	277
4. Jordan Pyle (08-12)	236
5. Janae Voelker (06-10)	214
6. Vivian Herron (85-89)	211
7. Stacy Williams (88-91)	208
8. Mariana Camargo (05-09)	206
9. Laketa Collier (95-99)	200
10. Katie Langford (03-07)	197

BLOCKED SHOTS

1. Kisa Bradley (95-97)	213
2. Vicky McIntyre (14-15)	160
3. Shawn Hindle (85-89)	148
4. Sylvia Cummings (91-93)	120
5. Brandy Cornwell (90-95)	117
6. Sarah Shelton (12-14)	99
Maria Martiane (15-18)	99
8. Jessica Rhoten (97-99)	97
9. Elisha Turek (03-07)	93
10. Vivian Herron (85-89)	90



>>> Lakota Beatty leads the ORU record book in the three-point field-goal percentage category at 42 percent. The ORU guard (2015-18) transferred to ORU from Oklahoma State University in 2015.



MABEE CENTER RECORDS

TEAM AND INDIVIDUAL RECORDS

POINTS SCORED

ORU

Player 50 • Stacy Williams vs. Langston • 2/20/90

Team 120 (twice) • vs. Central Christian • 12/10/21

Half 66 • vs. North Texas • 11/29/10

OPPONENT

Player 40 • Jana McCully, NW Oklahoma • 12/04/81

Team 111 • Southern Nazarene • 11/20/89

Half 61 • Southern Nazarene • 11/20/89

BOTH 209 • ORU (111) vs. UMKC (98) • 1/21/88

FIELD GOALS MADE

ORU

Player 19 (twice) • last by Kevi Luper vs. La Salle • 11/20/09

Team 47 (twice) • last vs. Missouri Southern • 2/26/83

OPPONENT

Player 15 (twice) • last by Bobbie Mahan, OBU • 1/29/90

Team 48 • Kansas • 1/3/90

BOTH 82 • ORU (38) vs. Oklahoma City (44) • 2/21/89

FIELD GOAL ATTEMPTS

ORU

Player 42 • Stacy Williams vs. OBU • 1/29/90

Team 102 vs. Texas Women's University • 2/28/78

OPPONENT

Player 26 (twice), last by Katrina Richardson, Langston • 2/19/91

Team 101 • Langston • 2/20/90

BOTH 179 • ORU (79) vs. Oklahoma City (100) • 2/21/89

3-POINT FIELD GOALS MADE

ORU

Player 8 • Stacy Williams vs. S. Nazarene • 1/15/91

Team 18 (twice) last time vs. NDSU • 1/26/19

OPPONENT

Player 8 • Jaleshia Roberson, Missouri State • 12/19/09

Team 17 • IPFW • 12/29/10

BOTH 25 • ORU (8) vs. IPFW (17) • 12/29/10

3-POINT FIELD GOAL ATTEMPTS

ORU

Player 25 • Stacy Williams vs. OCU • 2/22/90

Team 42 vs. UMKC • 12/7/09

OPPONENT

Player 17 • Anne Boese, IPFW • 12/29/10

Team 44 • IPFW • 12/29/10

BOTH 64 • ORU (36) vs. School of the Ozarks (28) • 1/15/90

FREE THROWS MADE

ORU

Player 17 • Kevi Luper vs. Tulane • 3/21/11

Team 38 vs. Arkansas-Pine Bluff • 2/6/88

OPPONENT

Player 20 • Angela Meadough, UA-Monticello • 1/4/91

Team 34 • North Dakota • 1/2/19

BOTH 52 • ORU (19) vs. Phillips (33) • 1/12/91

FREE THROW ATTEMPTS

ORU

Player 25 • Stacy Williams vs. Langston • 2/20/90

Team 55 vs. Arkansas-Pine Bluff • 2/6/88

OPPONENT

Player 21 • Angela Meadough, UA-Monticello • 1/4/91

Team 45 • Phillips • 1/12/91

BOTH 76 • ORU (31) vs. Phillips (45) • 1/12/91

REBOUNDS

ORU

Player 24 • Veronica Franklin vs. Tulsa • 1/17/81

Team 72 vs. Wichita State • 2/17/79

OPPONENT

Player 21 • Carlotta Watson, Peru State • 1/5/91

Team 72 • Oklahoma Christian • 2/22/90

BOTH 129 • ORU (59) vs. Langston (70) • 2/20/90

ASSISTS

ORU

Player 17 • Leah Cannon vs. Newman • 12/6/03

Team 33 vs. Bacone • 11/29/03

OPPONENT

Player 17 • Angie McGrew, Evansville • 2/7/87

Team 29 • Missouri • 12/8/84

BOTH 52 • ORU (31) vs. North Texas (21) • 11/14/10

STEALS

ORU

Player 12 • Kevi Luper vs. Southern Utah • 12/5/09

Team 32 vs. IUPUI • 2/13/10

OPPONENT

Player 9 • Colleen Cook, Youngstown State • 1/8/98

Team 29 • Youngstown State • 1/8/98

BOTH 43 • ORU (27) vs. Wichita State (16) • 12/5/05

BLOCKED SHOTS

ORU

Player 10 • Vicky McIntyre vs. Grand Canyon • 12/11/14

Team 12 (twice) • last vs. Valparaiso • 3/4/00

OPPONENT

Player 7 (twice) • last by Chanel Johnson, Tulsa • 11/12/07

Team 11 • Southern Nazarene • 1/15/91

BOTH 14 • ORU (12) vs New Orleans (2) • 2/18/85



MISCELLANEOUS RECORDS

DOUBLE-FIGURES SCORING GAMES

SEASON		
1.	36 - Stacy Williams	1989-90
2.	31 - Kevi Luper	2009-10
	31 - Kevi Luper	2010-11
	31 - Elisha Turek	2006-07
5.	30 - Stacy Williams	1990-91
	30 - Elisha Turek	2006-07
7.	29 - Kevi Luper	2012-13
8.	28 - Kevi Luper	2011-12
	28 - Krista Ragan	1998-99
10.	27 - Vicky McIntyre	2014-15
	27 - Vivian Herron	1988-89
	27 - Krista Ragan	2000-01
	27 - Krista Ragan	2001-02
	27 - Elisha Turek	2004-05
	27 - Kim Ogden	1986-87
	27 - Keni Jo Lippe	2019-20
15.	26 - Elisha Turek	2003-04
	26 - Vivian Herron	1987-88
	26 - Kim Ogden	1985-86

	26 - Margie Jackson	1984-85
CAREER		
1.	119 - Kevi Luper	2009-13
2.	110 - Krista Ragan	1996-02
3.	108 - Elisha Turek	2003-07
4.	101 - Vivian Herron	1985-89
5.	96 - Kim Ogden	1984-88
6.	79 - Keni Jo Lippe	2017-Present
7.	78 - Jordan Pyle	2008-12
8.	76 - Stacy Williams	1989-91
9.	74 - Jaci Bigham	2009-13
10.	68 - Faith Ihim	2014-18
11.	62 - Margie Jackson	1980-85
12.	59 - Cari Chamberlin	1985-89
13.	50 - K. Brady-Atkinson	1998-03
14.	49 - Kisa Bradley	1995-97
15.	47 - Leah Cannon	2002-06

DOUBLE-DOUBLES

SEASON		
1.	27 - Vicky McIntyre	2014-15
2.	19 - Vivian Herron	1988-89
	19 - Elisha Turek	2006-07
4.	16 - Elisha Turek	2004-05
5.	14 - Kisa Bradley	1995-96
6.	13 - Kisa Bradley	1996-97
	13 - Vivian Herron	1987-88
	13 - Kim Ogden	1985-86
9.	12 - Elisha Turek	2003-04
	12 - Janae Voelker	2008-09
11.	11 - Helen Garrett	1990-91
	11 - Jordan Pyle	2010-11
CAREER		
1.	52 - Elisha Turek	2003-07
2.	46 - Vivian Herron	1985-89
3.	27 - Vicky McIntyre	2014-15
	27 - Kisa Bradley	1995-97
4.	23 - Jordan Pyle	2008-12
5.	21 - Kim Ogden	1984-88

ORU IN THE NCAA RECORD BOOKS

INDIVIDUAL CAREER RECORDS

POINTS		
24.	Kevi Luper	2,687 2009-13
STEALS		
9.	Kevi Luper	463 2009-13
DOUBLE-DOUBLES		
t32.	Elisha Turek	52 2004-07
2,000 POINTS & 1,000 REBOUNDS		
	Vivian Herron	
	2,192 pts & 1,007 reb	1985-89
	Elisha Turek	
	2,054 pts & 1,168 reb	2003-07
FEWEST GAMES TO 1,000 POINTS		
t11.	Kevi Luper	42 2009-13
ANNUAL INDIVIDUAL CHAMPIONS		
SCORING AVERAGE		
	Kevi Luper	23.7 2010-11
REBOUNDING AVERAGE		
	Vicky McIntyre	15.8 2014-15
TRIPLE DOUBLES		
	Vicky McIntyre	2 2014-15
STEALS PER GAME		
	Kevi Luper	4.5 2009-10
	Kevi Luper	3.7 2010-11
BLOCKED SHOTS PER GAME		
	Kisa Bradley	4.4 1995-96

TEAM SINGLE-GAME RECORDS

THREE-POINT FIELD GOALS		
t9.	18	12/7/09 vs. UMKC
t9.	18	3/1/10 vs. Southern Utah

ANNUAL TEAM CHAMPIONS

WINNING PERCENTAGE		
1982-83	.963	(26-1)
SCORING AVERAGE		
2009-10	85.1	
STEALS PER GAME		
2009-10	15.7	
2010-11	14.4	
2011-12	14.2	

INDIVIDUAL SEASON RECORDS

REBOUNDS		
6.	Vicky McIntyre	536 2014-15
BLOCKS		
7.	Vicky McIntyre	160 2014-15
DOUBLE-DOUBLES		
28.	Vicky McIntyre	27 2014-15
STEALS BY A FRESHMAN		
3.	Kevi Luper	143 2009-10
STEALS PER GAME BY A FRESHMAN		
5.	Kevi Luper	4.52 2009-10



>>> In one season at ORU, Vicky McIntyre posted one of the most prolific defensive seasons ever. Her 536 rebounds led the nation and were the second most in a single-season.



MISCELLANEOUS RECORDS

JOIN THE CLUB

2,000 points, 1,000 rebounds

Vivian Herron	2,192 pts, 1,007 reb
Elisha Turek	2,046 pts, 1,168 reb

1,000 points, 500 rebounds

Kevi Luper	2,867 pts, 548 reb
Vivian Herron	2,192 pts, 1,007 reb
Elisha Turek	2,046 pts, 1,168 reb
Sharon Tucker	1,783 pts, 745 reb
Keni Jo Lippe	1,742 pts, 705 reb
Kim Ogden	1,720 pts, 728 reb
Janae Voelker	1,421 pts, 955 reb
Jordan Pyle	1,419 pts, 865 reb
Faith Ihim	1,399 pts, 840 reb
Mariana Camargo	1,194 pts, 501 reb
Kisa Bradley	1,182 pts, 530 reb

1,000 points, 500 assists

Kim Ogden	1,720 pts, 518 ast
Jaci Bigham	1,505 pts, 668 ast

1,000 points, 200 steals

Kevi Luper	2,867 pts, 463 stl
Vivian Herron	2,192 pts, 211 stl
Stacy Williams	1,791 pts, 208 stl
Kim Ogden	1,720 pts, 372 stl
Jaci Bigham	1,505 pts, 277 stl
Jordan Pyle	1,419 pts, 236 stl
Janae Voelker	1,421 pts, 214 stl
Mariana Camargo	1,194 pts, 206 stl

1,000 points, 500 rebounds, 250 assists

Keni Jo Lippe	1,742 pts, 705 reb, 272 ast
Kim Ogden	1,720 pts, 728 reb, 518 ast
Mariana Camargo	1,194 pts, 501 reb, 474 ast
Janae Voelker	1,421 pts, 955 reb, 257 ast

1,000 points, 250 assists, 150 steals

Krista Ragan	2,152 pts, 398 ast, 190 stl
Stacy Williams	1,791 pts, 272 ast, 208 stl
Kim Ogden	1,720 pts, 518 ast, 372 stl
Jaci Bigham	1,505 pts, 668 ast, 277 stl
Janae Voelker	1,421 pts, 257 ast, 214 stl
Mariana Camargo	1,194 pts, 474 ast, 206 stl
Georgia Jones	1,050 pts, 422 ast, 173 stl
Hannah Cooper	1,302 pts, 344 ast, 175 stl

200 Free Throws, 100 3-PT Field Goals:

Kevi Luper	568 FT, 195 3FG
Keni Jo Lippe	556 FT, 186 3FG
Krista Ragan	400 FT, 208 3FG
Jaci Bigham	323 FT, 212 3FG
Janae Voelker	244 FT, 141 3FG
Stacy Williams	242 FT, 321 3FG
Keni Jo Lippe	388 FT, 133 3FG

500 Field Goals, 250 Free Throws

Kevi Luper	1,052 FG, 568 FT
Vivian Herron	853 FG, 485 FT
Krista Ragan	772 FG, 400 FT
Sharon Tucker	687 FG, 409 FT
Kim Ogden	585 FG, 524 FT
Faith Ihim	560 FG, 275 FT

Keni Jo Lippe 500 FG, 556 FT
250 assists, 150 steals

Jaci Bigham	668 ast, 277 stl
Kim Ogden	518 ast, 372 stl
Mariana Camargo	474 ast, 206 stl
Georgia Jones	422 ast, 173 stl
Sherry Dailey	324 ast, 189 stl
Krista Ragan	298 ast, 190 stl
Stacy Williams	272 ast, 208 stl
Janae Voelker	257 ast, 214 stl
Cari Chamberlin	251 ast, 162 stl
Hannah Cooper	344 ast, 175 stl

OVERTIME GAMES

Record: 23-18 (.561)

11/24/79	Cal Poly-Pomona 82, ORU 76 (N)
2/18/80	Texas Tech 91, ORU 88 (H)
12/20/86	ORU 82, Oklahoma State 72 (H)
11/26/88	UT-Arlington 81, ORU 80 2OT (N)
11/28/88	ORU 85, New Mexico State 83 (H)
2/17/92	ORU 79, Oklahoma Baptist 72 (H)
12/11/93	UMKC 82, ORU 78 2OT (N)
2/7/94	East Texas Baptist 66, ORU 63 (H)
1/24/96	ORU 81, New Orleans 79 (H)
1/10/98	Valparaiso 83, ORU 77 (H)
1/5/02	ORU 74, UMKC 69 2OT (A)
1/28/02	ORU 88, Southern Utah 85 (H)
2/2/02	ORU 75, UMKC 72 (H)
3/2/02	ORU 75, Western Illinois 72 (N)
2/7/04	ORU 89, IUPUI 65 (H)
3/8/04	ORU 72, Western Illinois 70 (N)
12/4/04	ORU 65, Oklahoma State 61 (H)
1/6/05	ORU 68, IUPUI 64 2OT (A)
1/29/07	Oakland 68, ORU 64 (H)
12/10/07	ORU 73, North Dakota State 68 (H)
3/1/08	NDSU 75, ORU 72 2OT (A)
2/9/09	Oakland 79, ORU 75 (A)
2/23/09	ORU 76, Southern Utah 74 (A)
12/12/09	ORU 74, Tulsa 69 (A)
3/9/10	South Dakota St. 79, ORU 75 (N)
1/31/11	ORU 80, Oakland 72 2OT(A)
12/15/11	Grambling 89, ORU 80 (H)
2/18/12	ORU 62, IPFW 61 (A)
11/29/12	Missouri State 73, ORU 72 (A)
12/18/13	Marquette 79, ORU 71 (A)
11/16/15	Grand Canyon 66, ORU 64 (A)
2/7/16	ORU 59, Denver 56 (A)
11/23/16	Kansas 64, ORU 56 2OT (A)
1/7/17	Western Illinois 76, ORU 72 (A)
12/6/17	ORU 76, UMKC 73 OT (A)
2/9/20	ORU 80, NDSU 76 OT (A)
1/23/21	Kansas City 101, ORU 93 (H)
1/24/21	ORU 71, Kansas City 67 (H)
1/29/22	ORU 64, Denver 69 (H)
2/5/22	ORU 73, St. Thomas 67 (A)
1/28/23	ORU 94, Omaha 90 (A)

LARGEST MARGINS OF DEFEAT

1.	74	Oklahoma St 105, ORU 31 • 12/28/92
2.	74	SW Oklahoma St 138, ORU 64 • 12/1/89
3.	69	Georgia 116, ORU 49 • 1/25/93
4.	66	Vanderbilt 124, ORU 58 • 1/14/93
5.	60	Alabama 112, ORU 52 • 2/25/93
6.	58	S. Nazarene 111, ORU 53 • 11/20/89
	58	Arkansas 91, ORU 33 • 11/13/13
8.	56	Kanas 109, ORU 53 • 1/12/93
9.	56	Kansas 108, ORU 52 • 1/3/90
10.	55	S. Nazarene 100, ORU 45 • 11/24/89

LARGEST MARGINS OF VICTORY

1.	90	ORU 119, Bacone 29 • 11/29/03
2.	71	ORU 114, IUPUI 43 • 2/13/10
	71	ORU 118, Central Christian 47 • 1/23/18
4.	70	ORU 103, John Brown 33 • 12/8/75
5.	69	ORU 111, St. Gregory's 42 • 12/16/06
6.	68	ORU 120, Central Christian 52 • 12/10/21
7.	67	ORU 112, Tulsa 45 • 12/15/77
8.	64	ORU 112, Oklahoma Wesleyan 48 • 12/23
9.	63	ORU 103, St. Gregory's 40 • 12/13/94
10.	62	ORU 96, Evangel 34 • 12/5/12
11.	57	ORU 95, Centenary 38 • 2/20/10
12.	53	ORU 106, Missouri So. 53 • 2/26/83
	53	ORU 99, Langston 46 • 1/30/82
	53	ORU 100, Friends 47 • 11/9/23

WHEN ORU SCORES 100 POINTS

Record: 34-1 (.971)

12/8/75	ORU 103, John Brown 33 (H)
12/15/77	ORU 112, Tulsa 45 (A)
3/26/78	ORU 100, Texas 84 (N)
2/17/79	ORU 109, Wichita State 66 (H)
1/12/80	ORU 104, Utah State 67 (H)
1/22/81	ORU 111, Tulsa 77 (A)
1/6/83	ORU 103, Southwest Baptist 68 (A)
2/26/83	ORU 106, Missouri Southern 53 (H)
1/21/87	ORU 111, UMKC 98 (H)
2/11/89	ORU 101, College of Ozarks 67 (H)
11/29/03	ORU 119, Bacone 29 (H)
12/13/04	ORU 103, St. Gregory's 40 (H)
11/26/05	ORU 111, Lamar 84 (H)
12/16/06	ORU 111, St. Gregory's 42 (H)
11/29/08	ORU 101, Houston Baptist 59 (H)
11/28/09	ORU 107, Houston Baptist 67 (A)
11/30/09	ORU 101, Sam Houston St. 85 (A)
12/5/09	ORU 109, Southern Utah 62 (H)
2/13/10	ORU 114, IUPUI 43 (H)
11/12/10	ORU 110, UT-Arlington 58 (H)
11/14/10	ORU 120, North Texas 87 (H)
1/17/11	ORU 115, Southern Utah 75 (H)
2/19/11	ORU 101, Centenary 66, (A)
2/26/11	ORU 101, Western Illinois 75 (H)
3/5/11	ORU 108, Western Illinois 79 (N)
12/3/11	ORU 109, Southern Utah 59 (H)
1/23/12	ORU 102, IPFW 62 (H)
1/23/18	ORU 118, Central Christian 47 (H)
1/26/19	ORU 101, NDSU 72 (H)
11/5/19	ORU 114, Central Christian 60 (H)
12/10/21	ORU 120, Central Christian 52 (H)
11/9/23	ORU 100, Friends 47 (H)
2/16/23	ORU 100, North Dakota 108 (A)
12/11/23	ORU 112, Oklahoma Wesleyan 48 (A)
2/17/24	ORU 102, North Dakota 57 (A)

MISCELLANEOUS RECORDS

ORU vs. RANKED TEAMS

Record: 6-65 (.083)

11/25/76 #2 Wayland Baptist 101, ORU 62 (A)
 12/28/77 #6 Old Dominion 82, ORU 49 (N)
 1/12/78 ORU 68, #19 Memphis State 67 (N)
 2/22/78 ORU 75, #14 Texas 40 (H)
 3/26/78 ORU 100, #15 Texas 84 (N)
 12/17/78 #3 UCLA 85, ORU 64 (A)
 3/8/79 #3 Texas 77, ORU 68 (H)
 1/14/80 #1 Louisiana Tech 94, ORU 67 (A)
 3/12/81 #11 Texas 97, ORU 63 (N)
 1/22/82 #1 Louisiana Tech 94, ORU 53 (A)
 2/23/82 #1 Louisiana Tech 89, ORU 51 (H)
 1/11/83 #14 Missouri 109, ORU 70 (A)
 2/21/84 #2 Louisiana Tech 98, ORU 61 (A)
 12/8/84 #19 Missouri 95, ORU 75 (H)
 1/5/85 #16 Texas Tech 101, ORU 66 (A)
 2/16/85 #6/5 Louisiana Tech 78, ORU 59 (H)
 12/19/85 ORU 61, #NR/24 Texas Tech 54 (H)
 1/8/86 ORU 78, #NR/25 Kansas St 75 (H)
 1/11/86 #13/13 Oklahoma 101, ORU 78 (A)
 2/15/88 #19/24 New Mexico St 90, ORU 81 (A)
 12/19/91 #2/2 Stanford 112, ORU 74 (A)
 12/20/91 #8/8 NC State 92, ORU 60 (N)
 2/19/92 #5/3 Ole Miss 87, ORU 63 (A)
 2/20/92 #22/21 Alabama 100, ORU 75 (A)
 2/27/92 #19/18 Clemson 98, ORU 54 (A)
 12/3/93 #15/16 Kansas 94, ORU 66 (A)
 12/21/95 #21/19 Oklahoma St 84, ORU 44 (N)
 2/28/96 #23/NR Texas 75, ORU 56 (A)
 12/5/96 #10/7 Texas Tech 74, ORU 51 (A)
 1/2/97 #6/6 Alabama 70, ORU 65 (A)
 1/17/97 #5/5 Alabama 101, ORU 67 (H)
 12/2/97 #20/21 Arkansas 82, ORU 59 (H)
 12/14/97 #15/10 Georgia 64, ORU 60 (H)
 11/22/98 #7/10 Georgia 118, ORU 64 (A)
 11/28/98 #14/14 Arkansas 84, ORU 56 (A)
 3/13/99 #1/1 Purdue 68, ORU 48 (A)
 11/18/00 #14/17 Oklahoma 87, ORU 56 (H)
 12/19/00 #6/5 Duke 62, ORU 51 (N)
 3/17/01 #7/7 Oklahoma 70, ORU 64 (A)
 11/09/01 #12/13 Colorado 78, ORU 49 (A)
 11/17/01 #4/5 Oklahoma 73, ORU 38 (N)
 11/30/01 #12/14 Baylor 74, ORU 46 (H)
 11/23/02 #23/25 Oklahoma 70, ORU 42 (N)
 11/22/03 #21/22 Oklahoma 90, ORU 42 (N)
 12/9/04 #13/13 Texas Tech 79, ORU 46 (A)
 3/19/05 #13/11 Texas 64, ORU 47 (N)
 12/3/05 #19/20 Oklahoma 107, ORU 76 (N)
 11/25/06 #25/RV Texas 79, ORU 40 (A)
 3/17/07 #11/15 Purdue 63, ORU 42 (N)
 12/28/07 #24/25 Oklahoma St 83, ORU 65 (A)
 3/23/08 #3/3 Tennessee 94, ORU 55 (N)
 12/16/08 #22/23 Oklahoma St 58, ORU 48 (A)
 3/2/09 #17/14 South Dakota St 71, ORU 64 (H)
 3/7/09 #17/14 South Dakota St 77, ORU 49 (N)
 11/15/09 #19/RV Kansas 106, ORU 80 (A)
 12/1/09 #17/17 Texas 94, ORU 80 (A)
 12/16/09 #6/5 Baylor 101, ORU 76 (A)
 12/12/12 #3/3 Baylor 94, ORU 56 (A)
 12/20/12 #RV/21 Nebraska 80, ORU 67 (A)
 3/23/13 #10/9 Tennessee 83, ORU 62 (A)
 12/29/13 #18/15 Nebraska 89, ORU 53 (A)
 11/14/15 #8/#9 Baylor 101, ORU 60 (A)
 11/17/15 #4/#4 Tennessee 91, ORU 39 (A)
 12/4/16 ORU 74, #12/#12 Oklahoma 67 (A)
 12/17/16 23/21 Arizona State 79, ORU 52 (A)
 11/9/18 13/13 Iowa 90, ORU 77 (A)
 11/14/19 #23 Arkansas 96, ORU 64 (A)
 1/26/20 #24/18 South Dakota 79, ORU 56 (A)
 2/15/20 #21/16 South Dakota 77, ORU 73 (H)
 3/9/20 #17/12 South Dakota 65, ORU 43 (N)
 11/25/20 #14/14 Arkansas 96, ORU 49 (A)

2/13/21 #23/RV South Dakota State 82, ORU 60 (H)
 2/14/21 #23/RV South Dakota State 73, ORU 61 (H)
 11/7/22 #15/15 Oklahoma 105, ORU 94 (A)
 11/29/23 #10/10 Texas 112, ORU 74 (A)
 12/18/23 #12/12 Kansas State 102, ORU 59 (A)
 - Rankings listed as AP Poll/Coaches Poll

LONGEST WINNING STREAKS

1.	25	11/26/82 - 3/17/83
2.	14	1/8/77 - 2/19/77
3.	13	1/21/78 - 3/22/78
4.	12	12/29/10 - 2/12/11
5.	11	11/29/79 - 1/18/80
6.	10	1/5/79 - 2/9/79
7.	8	2/3/98 - 2/28/98
8.	7	2/13/10 - 3/9/10
	7	1/11/10 - 2/6/10
	7	12/13/02 - 1/7/03
	7	1/12/87 - 1/31/87
	7	11/27/77 - 12/27/77
	7	12/1/75 - 1/24/76
	7	2/9/76 - 2/27/76

LONGEST LOSING STREAKS

1.	30	11/24/89 - 2/19/90
2.	23	12/10/92 - 3/8/93
3.	22	12/6/93 - 2/23/94
4.	14	11/15/97 - 1/15/98
5.	11	11/29/91 - 1/4/92
6.	10	11/19/84 - 12/14/84
	10	12/17/88 - 1/27/89
	10	2/13/89 - 11/20/89
9.	9	11/10/13 - 12/29/13
10.	7	2/19/92 - 12/5/92
	7	2/21/98 - 11/28/98
	7	2/5/21 - 3/6/21

HOME OPENERS

Record: 36-13 (.735)

12/1/1975 Southern Nazarene W, 63-35
 11/29/1976 Southern Nazarene W, 71-52
 11/19/1977 SMU W, 73-43
 11/18/1978 Fort Hays State W, 70-53
 11/17/1979 Tulsa W, 89-50
 11/29/1980 Oklahoma W, 80-76
 11/28/1981 UT-Arlington W, 70-66
 11/26/1982 North Texas W, 82-68
 11/25/1983 Wichita State W, 69-66
 11/23/1984 Hawaii L, 66-73
 11/23/1985 John Brown W, 78-53
 12/4/1986 Oklahoma L, 72-87
 1/2/1988 Arkansas W, 77-66
 11/28/1988 New Mexico State W, 85-83 OT
 11/13/1989 U. of the Ozarks L, 56-72
 11/19/1990 SE Missouri State L, 69-87
 1/27/1992 Texas Southern W, 76-73
 2/20/1993 Oklahoma Baptist L, 64-83
 11/26/1993 Texas-Pan American W, 70-68
 11/26/1994 Illinois-Chicago W, 67-61
 11/24/1995 Mississippi Valley St W, 78-71
 11/25/1996 Oklahoma State L, 35-59
 11/15/1997 Belmont L, 68-71
 11/17/1998 Oklahoma State L, 58-66
 11/19/1999 Southern Nazarene W, 71-68
 11/17/2000 Oklahoma State L, 63-71
 11/20/2001 Langston W, 60-43
 11/22/2002 Oklahoma State W, 67-47
 11/25/2003 UT-Arlington L, 71-74
 11/19/2004 Texas State W, 93-52

11/18/2008 Wichita State W, 89-76
 11/13/2009 Texas-Pan American W, 98-65
 11/12/2010 UT-Arlington W, 110-58
 11/11/2011 Drury W, 80-53
 11/9/2012 Tulsa W, 64-53
 11/8/2013 USAO W, 89-68
 11/21/2014 Tulsa W, 73-71
 11/24/2015 Little Rock L, 66-52
 11/17/2016 Tulsa W, 76-68
 11/17/2017 Okla. Panhandle W, 88-35
 11/6/2018 Harris-Stowe W, 74-46
 11/5/2019 Central Christian W, 114-60
 12/10/2020 Tarleton State W, 66-56
 11/9/2021 UNLV L, 85-81
 11/16/2022 Wichita State L, 89-67
 11/9/23 Friends W, 100-47

SEASON OPENERS

Record: 25-22 (.532)

12/1/1975 Southern Nazarene W, 63-35
 11/18/1976 at John Brown W, 84-75
 11/19/1977 SMU W, 73-43
 11/14/1978 at Missouri State W, 72-56
 11/17/1979 Tulsa W, 89-50
 11/22/1980 at Georgia L, 73-103
 11/28/1981 UT-Arlington W, 70-66
 11/26/1982 North Texas W, 82-68
 11/25/1983 Wichita State W, 69-66
 11/19/1984 at Arkansas L, 55-78
 11/23/1985 John Brown W, 78-53
 11/28/1986 at Arizona State L, 62-99
 11/27/1987 at Nebraska L, 87-100
 11/25/1988 McNeese State L, 63-91
 11/10/1989 Missouri Baptist L, 72-77
 11/8/1990 at Bartlesville Wesyn' W, 79-73
 11/23/1991 at New Mexico State L, 84-94
 12/1/1992 at Lamar L, 75-84
 11/26/1993 Texas-Pan American W, 70-68
 11/26/1994 Illinois-Chicago W, 67-61
 11/24/1995 Mississippi Valley St W, 78-71
 11/22/1996 Oklahoma L, 50-62
 11/15/1997 Belmont L, 68-71
 11/17/1998 Oklahoma State L, 58-66
 11/19/1999 Southern Nazarene W, 71-68
 11/17/2000 Oklahoma State L, 63-71
 11/9/2001 at #12/13 Colorado L, 49-78
 11/22/2002 Oklahoma State W, 67-47
 11/22/2003 Oklahoma L, 42-90
 11/19/2004 Texas State W, 93-52
 11/11/2005 at New Mexico L, 52-69
 11/11/2006 North Dakota State W, 82-67
 11/10/2007 Cameron W, 70-50
 11/15/2008 at Marquette L, 67-89
 11/13/2009 Texas-Pan American W, 98-65
 11/12/2010 UT-Arlington W, 110-58
 11/11/2011 Drury W, 80-53
 11/9/2012 Tulsa W, 64-53
 11/8/2013 USAO W, 89-68
 11/14/2014 at #8/#8 Baylor L, 60-101
 11/16/2015 at Grand Canyon L, 66-64
 11/11/2016 at Iowa L, 96-76
 11/11/2017 at TCU L, 72-58
 11/6/2018 Harris-Stowe W, 74-46
 11/5/2019 Central Christian W, 114-60
 12/6/2020 at #14 Arkansas L, 96-49
 11/9/2021 UNLV L, 85-81
 11/7/2022 #15 Oklahoma L, 105-94
 11/6/2023 at TCU L, 76-56



YEAR-BY-YEAR STATISTICS

YEAR	W-L	3 PT						REBOUND										PTS	AVG.		
		FG	FGA	PCT.	FG	FGA	PCT.	FT	FTA	PCT.	OFF	DEF	TOT.	AVG.	PF	A	TO			BLK	ST
1975-76	18-4	717	1640	.437	---	---	---	130	224	.580	---	---	904	41.1	---	219	---	---	---	1472	66.9
1976-77	25-9	1032	2714	.380	---	---	---	357	606	.589	---	---	1851	54.6	679	385	---	---	---	2421	71.2
1977-78	31-4	1114	2481	.449	---	---	---	395	576	.685	---	---	1382	39.4	670	361	40	---	---	2623	74.9
1978-79	25-10	995	2463	.404	---	---	---	460	701	.656	---	---	1683	48.1	769	188	61	---	---	2450	70.0
1979-80	22-8	977	2120	.460	---	---	---	431	622	.692	---	---	1422	47.4	594	---	---	---	---	2385	79.5
1980-81	18-11	860	1940	.443	---	---	---	441	614	.718	---	---	1294	44.6	561	453	101	---	---	2161	74.5
1981-82	14-10	720	1604	.449	---	---	---	326	487	.669	---	---	987	41.1	558	343	440	72	257	1766	73.6
1982-83	26-1	912	1885	.484	---	---	---	369	537	.687	---	---	1156	42.8	618	511	465	92	339	2193	81.2
1983-84	15-13	847	1733	.488	---	---	---	374	525	.712	---	---	1047	37.4	572	457	599	73	262	2068	73.9
1984-85	9-21	796	1772	.449	---	---	---	369	555	.665	---	---	1029	34.3	521	483	614	81	258	1961	65.4
1985-86	17-11	857	1782	.481	---	---	---	498	694	.718	---	---	1150	41.1	589	495	622	90	355	2212	79.0
1986-87	16-12	778	1814	.429	29	75	.387	479	711	.674	383	664	1175	42.0	469	400	576	108	291	2064	73.7
1987-88	13-14	789	1767	.447	80	235	.340	393	557	.706	---	---	1057	39.2	---	486	536	73	288	2051	76.0
1988-89	4-23	740	1798	.412	83	259	.320	470	659	.713	314	667	1090	40.4	533	356	622	103	250	2033	75.3
1989-90	2-38	960	2893	.332	252	917	.275	512	746	.686	536	985	1726	43.2	805	330	796	110	308	2684	67.1
1990-91	15-18	956	2449	.390	212	700	.303	439	704	.624	508	881	1577	47.8	754	462	706	92	357	2563	77.7
1991-92	6-22	757	1937	.391	104	356	.292	310	494	.628	444	644	1211	43.3	610	396	650	158	275	2068	68.9
1992-93	1-25	584	1658	.352	77	321	.240	209	355	.589	350	545	1036	39.8	557	275	715	106	221	1454	55.9
1993-94	3-24	639	1815	.352	110	367	.300	291	480	.606	451	731	1182	43.8	629	328	571	90	257	1679	62.2
1994-95	15-12	659	1718	.384	104	358	.291	386	616	.627	468	762	1230	45.6	645	393	624	94	332	1808	67.0
1995-96	10-17	611	1709	.358	111	391	.284	369	614	.601	464	726	1190	44.1	587	290	640	157	307	1702	63.0
1996-97	13-14	643	1530	.420	95	269	.353	357	574	.622	397	693	1090	40.4	538	361	581	124	362	1738	64.4
1997-98	7-20	610	1486	.410	103	293	.352	397	561	.708	360	597	957	35.4	565	371	610	93	295	1720	63.7
1998-99	17-13	727	1642	.443	117	360	.325	427	588	.726	365	703	1068	35.6	577	419	604	142	305	1998	66.6
1999-00	12-16	629	1537	.409	141	390	.362	316	492	.642	377	594	971	34.7	514	353	542	124	267	1715	61.3
2000-01	20-11	755	1661	.455	124	320	.387	376	596	.631	351	673	1024	33.0	492	353	542	51	333	2010	64.8
2001-02	13-16	647	1554	.416	109	287	.380	428	637	.672	386	652	1038	35.8	519	300	546	67	211	1831	63.1
2002-03	18-10	680	1605	.424	206	559	.369	283	401	.706	386	645	1031	36.8	490	425	512	89	265	1849	66.0
2003-04	17-13	744	1720	.433	111	334	.332	374	556	.673	404	690	1094	36.5	481	457	514	100	319	1973	65.8
2004-05	22-9	756	1789	.423	84	285	.295	370	532	.695	438	711	1149	37.1	486	459	504	100	317	1966	63.4
2005-06	16-12	720	1707	.422	164	548	.299	301	489	.616	409	631	1040	37.1	531	414	471	88	301	1905	68.0
2006-07	22-11	839	1894	.443	178	553	.322	378	613	.617	424	799	1223	37.1	569	507	543	80	306	2234	67.7
2007-08	19-14	805	1946	.414	180	538	.335	407	631	.645	405	820	1225	37.1	618	463	544	76	345	2197	66.6
2008-09	11-17	741	1783	.416	183	551	.332	310	517	.600	380	801	1181	39.4	582	395	526	102	255	1975	65.8
2009-10	23-10	971	2258	.430	304	877	.347	561	769	.730	495	810	1305	39.5	652	529	646	82	519	2807	85.1
2010-11	23-11	1048	2358	.444	255	741	.344	519	686	.757	516	890	1406	41.4	626	498	632	91	491	2870	84.4
2011-12	20-11	843	1992	.423	180	551	.327	385	747	.778	397	747	1144	36.9	572	469	540	93	440	2251	72.6
2012-13	18-13	796	1827	.436	202	536	.377	366	504	.726	361	743	1104	35.6	526	421	496	123	300	2160	69.7
2013-14	9-20	667	1635	.408	167	494	.338	356	519	.686	322	714	1036	35.7	584	292	529	112	200	1857	64.0
2014-15	18-16	783	1900	.412	138	413	.334	451	631	.715	440	1005	1445	42.5	602	376	625	197	174	2155	63.4
2015-16	14-16	659	1712	.385	166	535	.310	279	446	.626	308	805	1113	37.1	547	291	451	109	230	1763	58.8
2016-17	15-15	721	1813	.398	128	429	.298	336	477	.704	359	752	1111	37.0	494	322	426	65	250	1906	63.5
2017-18	17-13	783	1746	.448	183	493	.371	301	441	.683	299	818	1117	37.2	448	400	434	74	218	2050	68.3
2018-19	18-13	764	1872	.408	312	819	.381	366	495	.739	333	776	1109	35.8	625	401	421	62	267	2206	71.2
2019-20	15-16	747	1901	.393	217	643	.337	457	606	.754	375	879	1254	40.5	551	374	505	68	244	2168	69.9
2020-21	6-15	458	1290	.355	151	456	.331	285	425	.671	220	542	762	36.3	429	217	349	57	150	1352	64.4
2021-22	16-15	712	1819	.391	154	540	.285	463	632	.733	342	812	1154	37.2	448	371	460	101	263	2041	65.8
2022-23	12-19	879	2078	.423	230	732	.314	432	585	.738	330	830	1160	37.4	580	404	510	123	299	2420	78.1
2023-24	21-11	986	2288	.431	184	645	.285	472	648	.728	435	809	1244	38.9	547	468	408	67	347	2628	82.1



>>> Head Coach Debbie Yow and the 1982-83 Lady Titans posted a perfect regular season and set a program record with a .963 winning percentage. They finished 3rd in the Women's NIT, and their 81.2 points per game average stood as a school record for 27 years



YEARLY LEADERS

SCORING


Year	Name	G	Pts.	Avg.
1975-76	Connie Weeks	22	438	19.9
1976-77	Connie Weeks	30	504	16.8
1977-78	Rhonda Penquite	35	593	16.9
1978-79	Sharon Tucker	35	476	13.6
1979-80	Sharon Tucker	30	636	21.2
1980-81	Sharon Tucker	29	671	23.1
1981-82	Bev McCowan	19	320	16.8
1982-83	Kim Davis	27	467	17.3
1983-84	Margie Jackson	28	448	16.0
1984-85	Margie Jackson	30	497	16.6
1985-86	LeQuita Smith	28	510	18.2
1986-87	Vivian Herron	28	562	20.1
1987-88	Vivian Herron	27	515	19.1
1988-89	Vivian Herron	27	712	26.4
1989-90	Stacy Williams	40	1,060	26.5
1990-91	Stacy Williams	33	683	20.7
1991-92	Artan Henry	26	346	13.3
1992-93	Helen Garrett	26	276	10.6
1993-94	DeeDee Tasby	26	233	9.0
1994-95	Rita Cleem	27	333	12.3
1995-96	Kisa Bradley	27	602	22.3
1996-97	Kisa Bradley	26	580	22.3
1997-98	Jessica Rhoten	27	413	15.3
1998-99	Krista Ragan	30	508	16.9
1999-00	Krista Ragan	28	478	17.1
2000-01	Krista Ragan	31	500	16.1
2001-02	Krista Ragan	29	598	20.6
2002-03	Cori Williston	28	358	12.8
2003-04	Elisha Turek	30	449	15.0
2004-05	Elisha Turek	31	568	18.3
2005-06	Elisha Turek	28	463	16.5
2006-07	Elisha Turek	33	566	17.2
2007-08	Mariana Camargo	32	425	13.3
2008-09	Janae Voelker	30	495	16.5
2009-10	Kevi Luper	31	757	24.4
2010-11	Kevi Luper	34	806	23.7
2011-12	Kevi Luper	30	714	23.8
2012-13	Kevi Luper	31	590	19.0
2013-14	Christian Key	29	407	14.0
2014-15	Vicky McIntyre	34	523	15.4
2015-16	Kaylan Mayberry	30	345	11.5
2016-17	Faith Ihim	30	394	13.1
2017-18	Faith Ihim	30	434	14.5
2018-19	Lakota Beatty	31	468	15.1
2019-20	Keni Jo Lippe	31	575	18.8
2020-21	Tierney Coleman	21	260	12.4
2021-22	Tirzah Moore	31	456	14.7
2022-23	Hannah Cooper	31	628	20.3
2023-24	Taleyah Jones	32	559	17.5

REBOUNDING

Year	Name	G	Reb.	Avg.
1975-76	Debbie Nelson	22	127	5.8
1976-77	Karen McClendon	24	251	10.5
1977-78	Rhonda Penquite	35	286	8.2
1978-79	Sharon Tucker	35	237	6.8
1979-80	Sharon Tucker	30	245	8.2
1980-81	Sharon Tucker	29	263	9.1
1981-82	Bev McCowan	19	175	9.2
1982-83	Kim Davis	27	205	7.6
1983-84	Julie Lucas	28	196	7.0
1984-85	Julie Lucas	30	210	7.0
1985-86	Vivian Herron	27	216	8.1
1986-87	Lynette Eggers	27	228	8.4
1987-88	Vivian Herron	27	269	10.0
1988-89	Vivian Herron	27	302	11.2
1989-90	Amy Williams	38	365	9.6
1990-91	Helen Garrett	22	218	9.9
1991-92	Sylvia Cummings	28	267	9.5
1992-93	Sylvia Cummings	24	194	8.1
1993-94	Ophelia Shantiloo	27	230	8.5
1994-95	Ophelia Shantiloo	22	167	7.6
1995-96	Kisa Bradley	27	262	9.7
1996-97	Kisa Bradley	26	269	10.3
1997-98	Laketa Collier	27	185	6.9
1998-99	Jessica Rhoten	30	165	5.5
1999-00	Barbora Jandova	28	145	5.2
2000-01	Jenette Bolovinos	31	173	5.6
2001-02	Shannon Mims	29	220	7.6
2002-03	Stephanie Clark	25	195	7.8
2003-04	Elisha Turek	30	280	9.3
2004-05	Elisha Turek	31	298	9.6
2005-06	Elisha Turek	28	243	8.7
2006-07	Elisha Turek	33	346	10.5
2007-08	Janae Voelker	32	276	8.4
2008-09	Janae Voelker	30	282	9.4
2009-10	Janae Voelker	33	266	8.1
2010-11	Jordan Pyle	33	287	8.7
2011-12	Jordan Pyle	30	188	6.3
2012-13	Sarah Shelton	30	168	5.6
2013-14	Sarah Shelton	29	210	7.2
2014-15	Vicky McIntyre	34	536	15.8
2015-16	Faith Ihim	30	206	6.9
2016-17	Faith Ihim	30	233	7.8
2017-18	Faith Ihim	30	243	8.1
2018-19	Keni Jo Lippe	31	161	5.2
2019-20	Keni Jo Lippe	31	249	8.0
2020-21	Regan Schumacher	21	167	8.0
2021-22	Tirzah Moore	31	187	6.0
2022-23	Tirzah Moore	27	274	10.1
2023-24	Ruthie Udoumoh	32	313	9.8

FIELD GOAL PERCENTAGE (Min. 100 Att.)

Year	Name	FG-FGA	Avg.
1975-76	Connie Weeks	197-375	.525
1976-77	Connie Weeks	221-494	.447
1977-78	Rhonda Penquite	256-451	.567
1978-79	Sharon Tucker	180-398	.452
1979-80	Sharon Tucker	254-452	.562
1980-81	Sharon Tucker	253-465	.544
1981-82	Kris Johnson	101-194	.521
1982-83	Linda Hendrix	113-210	.538
1983-84	Julie Lucas	57-103	.553
1984-85	Margie Jackson	235-495	.475
1985-86	Vivian Herron	167-318	.525
1986-87	Vivian Herron	210-434	.484
1987-88	Shawn Hindle	64-128	.500
1988-89	Vivian Herron	276-601	.459
1989-90	Paige White	64-164	.390
1990-91	Helen Garrett	146-277	.527
1991-92	Helen Garrett	92-186	.495
1992-93	Angie White	58-125	.464
1993-94	Ophelia Shantiloo	76-165	.461
1994-95	Ophelia Shantiloo	89-184	.484
1995-96	Valeria Dos Santos	74-148	.500
1996-97	Kisa Bradley	242-488	.485
1997-98	Heather Davis	146-309	.472
1998-99	Barbora Jandova	60-115	.522
1999-00	Rauna Barrett	110-234	.470
2000-01	Shayne McKenzie	77-134	.575
2001-02	Shannon Mims	72-120	.600
2002-03	Stephanie Clark	116-195	.595
2003-04	Alycia Seay	79-155	.510
2004-05	Elisha Turek	240-501	.479
2005-06	Elisha Turek	201-387	.519
2006-07	Elisha Turek	235-441	.533
2007-08	Mariana Camargo	158-355	.445
2008-09	Jordan Pyle	74-144	.517
2009-10	Jordan Pyle	160-257	.623
2010-11	Jordan Pyle	205-359	.571
2011-12	Dominique Allen	54-106	.509
2012-13	Sarah Shelton	112-171	.655
2013-14	Bernadett Balla	62-147	.422
2014-15	Vicky McIntyre	205-411	.499
2015-16	Blair Bryce	54-111	.486
2016-17	Maria Martianez	140-335	.418
2017-18	Faith Ihim	176-311	.566
2018-19	Lakota Beatty	167-376	.444
2019-20	Regan Schumacher	51-106	.481
2020-21	Regan Schumacher	62-138	.449
2021-22	Tirzah Moore	184-342	.538
2022-23	Tirzah Moore	141-243	.580
2023-24	Jalei Oglesby	191-376	.508



>>> Rhonda Penquite led the Lady Titans in scoring, rebounding and field goal percentage in 1977-78.



>>> Stephanie Clark paced ORU in rebounding during the 18-win campaign of 2002-03



>>> Jordan Pyle led the Golden Eagles in field goal percentage in each of her first three seasons with the team



YEARLY LEADERS

ASSISTS

Year	Name	G	Ast.	Avg.
1975-76	Connie Weeks	22	80	3.6
1976-77	Lisa Cole	34	134	3.9
1977-78	Connie Weeks	35	111	3.2
1978-79	Robin Blair	33	50	1.5
1979-80	RECORDS NOT KEPT			
1980-81	Kathy Paden	29	132	4.6
1981-82	Kathy Paden	24	74	3.1
1982-83	Kathy Paden	27	146	5.4
1983-84	Sherry Dailey	28	94	3.4
1984-85	Kim Ogden	30	114	3.8
1985-86	Kim Ogden	28	129	4.6
1986-87	Nanette Ogden	28	160	5.7
1987-88	Nanette Ogden	27	180	6.7
1988-89	Cari Chamberlin	27	109	4.0
1989-90	Stacy Williams	40	109	2.7
1990-91	Stacy Williams	33	159	4.8
1991-92	Artan Henry	26	89	3.4
1992-93	Paige White	25	49	2.0
1993-94	Hardisha Burgess	23	64	2.8
1994-95	Hardisha Burgess	25	113	4.5
1995-96	Mariana Marguiera	27	76	2.8
1996-97	Carrie Porter	27	94	3.5
1997-98	Lea Barrera	26	72	2.8
1998-99	Krista Ragan	30	105	3.5
1999-00	Lauryn Morita	28	102	3.6
2000-01	Krista Ragan	31	119	3.8
2001-02	Krista Ragan	29	82	2.8
2002-03	Leah Cannon	28	148	5.3
2003-04	Leah Cannon	28	231	8.3
2004-05	Leah Cannon	26	113	4.3
2005-06	Leah Cannon	27	111	4.1
2006-07	Mariana Camargo	33	133	4.0
2007-08	Mariana Camargo	32	160	5.0
2008-09	Georgia Jones	30	110	3.7
2009-10	Jaci Bigham	33	174	5.3
2010-11	Jaci Bigham	30	157	5.2
2011-12	Georgia Jones	31	140	4.5
2012-13	Jaci Bigham	31	209	6.7
2013-14	Christian Key	29	93	3.2
2014-15	Jordan Doyle	34	68	2.0
2015-16	Kaylan Mayberry	30	61	2.0
2016-17	Kaylan Mayberry	30	78	2.6
2017-18	Maria Martiane	26	67	2.5
2018-19	Lakota Beatty	31	103	3.3
2019-20	Keni Jo Lippe	31	78	2.5
2020-21	Keni Jo Lippe	16	39	2.4
2021-22	Hannah Cooper	31	79	2.5
2022-23	Hannah Cooper	31	134	4.3
2023-24	Hannah Cooper	32	131	4.1

STEALS

Year	Name	G	Stl.	Avg.
1981-82	Diane Andrews	23	54	2.3
1982-83	Kathy Paden	27	81	3.0
1983-84	Sherry Dailey	28	54	1.9
1984-85	Kim Ogden	30	83	2.8
1985-86	Kim Ogden	28	94	3.4
1986-87	Kim Ogden	28	99	3.5
1987-88	Kim Ogden	27	96	3.6
1988-89	Cari Chamberlin	27	68	2.5
1989-90	Stacy Williams	40	88	2.2
1990-91	Stacy Williams	33	115	3.5
1991-92	Sylvia Cummings	28	72	2.6
1992-93	Sylvia Cummings	24	61	2.5
1993-94	Hardisha Burgess	23	54	2.3
1994-95	Trina Davis	25	91	3.6
1995-96	Katie Rose	27	48	1.8
1996-97	Laketa Collier	27	68	2.5
1997-98	Lea Barrera	26	58	2.2
1998-99	Jessica Rhoten	30	48	1.6
1999-00	Krista Ragan	28	49	1.7

2000-01	Dana Whittaker	31	62	2.0
2001-02	Cori Williston	27	41	1.5
2002-03	April Garcia	28	49	1.9
2003-04	Leah Cannon	28	61	2.2
2004-05	Katie Langford	31	67	2.2
2005-06	Marianna Camargo	27	57	2.1
2006-07	Katie Langford	33	59	1.8
2007-08	Rachel Watman	32	87	2.6
2008-09	Janae Voelker	30	50	1.7
2009-10	Kevi Luper	31	140	4.5
2010-11	Kevi Luper	34	126	3.7
2011-12	Kevi Luper	30	114	3.8
2012-13	Kevi Luper	31	83	2.7
2013-14	Christian Key	29	33	1.1
2014-15	Faith Ihim	34	30	0.9
2015-16	Faith Ihim	38	30	1.3
2016-17	Kaylan Mayberry	30	52	1.7
2017-18	Faith Ihim	40	30	1.3
2018-19	Maya Mayberry	29	41	1.4
2019-20	Keni Jo Lippe	31	50	1.6
2020-21	Tierney Coleman	21	26	1.2
2021-22	Ariel Walker	31	52	1.7
2022-23	Hannah Cooper	31	79	2.5
2023-24	Ruthie Udoumoh	32	60	1.9

3-POINT FG PERCENTAGE (Min. 60 Att.)

Year	Name	3PT-3PTA	Avg.
1987-88	Kim Ogden	21-52	.404
1988-89	Stephanie Reed	23-62	.371
1989-90	Stacey Williams	194-697	.278
1990-91	Jara McCoy	64-193	.332
1991-92	Artan Henry	64-192	.333
1992-93	Melanie McNeal	43-189	.228
1993-94	Melanie McNeal	33-76	.434
1994-95	Tiffany Kelley	46-137	.336
1995-96	Katie Rose	25-81	.309
1996-97	Tiffany Kelley	54-137	.394
1997-98	Jessica Rhoten	28-62	.452
1998-99	Krista Ragan	42-110	.382
1999-00	Krista Ragan	56-147	.381
2000-01	Kristin Brady	67-163	.411
2001-02	Krista Ragan	63-150	.420
2002-03	Leah Cannon	28-63	.444
2003-04	Cori Williston	23-58	.397
2004-05	Leah Cannon	38-83	.458
2005-06	Jenny Hardin	24-62	.387
2006-07	Sarah Davidson	39-108	.361
2007-08	Rachel Watman	56-157	.357
2008-09	Cristal Turner	34-88	.386
2009-10	Jaci Bigham	99-233	.423
2010-11	Kevi Luper	63-164	.384
2011-12	Kevi Luper	48-124	.387
2012-13	Christian Key	48-101	.475
2013-14	Kaylan Mayberry	46-117	.393
2014-15	Jordan Doyle	32-85	.376
2015-16	Bria Pitts	36-96	.375
2016-17	Lakota Beatty	55-131	.420
2017-18	Maya Mayberry	49-104	.471
2018-19	Lakota Beatty	100-231	.433
2019-20	Rylie Torrey	82-189	.434
2020-21	Ariel Walker	95-40	.421
2021-22	Delaney Nix	59-169	.349
2022-23	Hannah Cooper	25-68	.368
2023-24	Gentry Baldwin	28-83	.337

FREE THROW PERCENTAGE (Min. 50 Att.)

Year	Name	FT-FTA	Avg.
1975-76	Connie Weeks	44-61	.721
1976-77	Connie Weeks	62-92	.674
1977-78	Pam Mindemann	63-78	.808
1978-79	Pam Mindemann	63-81	.778
1979-80	Bev McCowan	45-55	.818
1980-81	Bev McCowan	49-62	.790
1981-82	Bev McCowan	76-102	.745
1982-83	Kris Johnson	48-68	.706
1983-84	Donna Douglas	50-64	.781
1984-85	LaQuita Smith	74-95	.779
1985-86	Sharon Dailey	57-74	.770
1986-87	Vivian Herron	142-175	.811
1987-88	Vivian Herron	115-144	.799
1988-89	Vivian Herron	159-198	.803
1989-90	Amy Williams	85-109	.780
1990-91	Tiffany Chill	86-109	.789
1991-92	Artan Henry	34-52	.654
1992-93	Helen Garrett	38-62	.613
1993-94	Hardisha Burgess	45-78	.577
1994-95	Hardisha Burgess	77-108	.713
1995-96	Kisa Bradley	106-157	.675
1996-97	Heather Davis	52-68	.765
1997-98	Jessica Rhoten	111-134	.828
1998-99	Heather Davis	41-51	.804
1999-00	Kristin Brady	46-56	.821
2000-01	Kristin Brady	46-60	.767
2001-02	Krista Ragan	147-193	.762
2002-03	April Garcia	53-65	.815
2003-04	Leah Cannon	63-76	.829
2004-05	Claudia Louis	75-93	.806
2005-06	Sarah Davidson	38-56	.679
2006-07	Rachel Watman	38-51	.745
2007-08	Rachel Watman	67-90	.744
2008-09	Janae Voelker	112-168	.667
2009-10	Jaci Bigham	116-134	.866
2010-11	Jaci Bigham	72-83	.867
2011-12	Jaci Bigham	45-52	.865
2012-13	Kevi Luper	77-88	.875
2013-14	Christian Key	67-75	.893
2014-15	Dorotyya Balla	53-64	.828
2015-16	Kaylan Mayberry	44-72	.611
2016-17	Maria Martiane	88-107	.822
2017-18	Maria Martiane	56-67	.836
2018-19	Keni Jo Lippe	131-155	.845
2019-20	Keni Jo Lippe	191-236	.809
2020-21	Keni Jo Lippe	59-80	.738
2021-22	Keni Jo Lippe	109-128	.852
2022-23	Ariel Walker	56-68	.824
2023-24	Taleyah Jones	111-132	.841



ALL-TIME LETTERWINNERS

- A -						
Achilefu, Felecia	2012-13	Curliss, Lisa	1993-95	Hurst, Hillary	2016-18	Montgomery, Ida
Adekunle, Alex	2009-10	- D -		- I -		1982-83
Allen, Dominique	2009-12	Dailey, Sherry	1981-86	Ihim, Faith	2014-18	
Anderson, Corrie	2020-2022	Daniels, Elisabeth	2011-13	Inman, Kelli	2003-04	
Anderson, Stacy	1998-99	Davidson, Sarah	2003-07	- J -		
Andrews, Diane	1981-84	Davis, Kim	1982-83	Jackson, Atoe'	2013-15	
Ankney, Erika	2018-19	Davis, Heather	1995-99	Jackson, Margie	1980-85	
Arruda, Janaina	1995-96	Davis, Staci	2009-11	Jaervikangas, Noora	2013-14	
Aslinger, Shelley	1992-93	Davis, Trina	1994-95	Jandova, Barbora	1998-00	
- B -		Dos Santos, Valeria	1995-96	Johnson, Kris	1980-83	
Baker, Veida	1985-89	Douglas, Dona	1983-85	Johnson, Liz	1980-81	
Balla, Bernadett	2011-2015	Doyle, Jordan	2014-18	Johnson, Tiffany	2004-06	
Balla, Dorottya	2013-17	Draughon, Georgeanne	1977-78	Jones, Georgia	2008-12	
Baptista, Cristina	1995-96	Duarte, Donna	1986-87	Jones, Taleyah	2023 -Present	
Barrera, Lea	1996-98	Dupont, Jennifer	1989-90	Jones, Jill	1987-90	
Barrett, Rauna	1998-00	- E -		Jones, Manaya	2020-22	
Beard, Jasauen	2014-16	Eddens, Raelene	2018-20	Jones, Sinetra	2020-22	
Beatty, Ashley	2015-17	Ede, Diane	1975-76	Joppert, Regina	1995-96	
Beatty, Lakota	2016-19	Eggers, Lynette	1986-88	- K -		
Bedward, Tracya	1993-95	Eilers, Christy	1993-94	Kappler, Marchelle	1988-90	
Ben Othman, Imen	2001	Elmore, Patrice	1976-77	Karvanen, Masha	1996-98	
Bigham, Jaci	2009-13	Evda, Ieva	2011-12	Kelley, Tiffany	1994-97	
Bishop, Michelle	1988-89	- F -		Kelley, Christina	1999-01	
Blair, Brigid	1990-91	Fithian, Jamie	2003-07	Key, Christian	2010-14	
Blair, Robin	1978-82	Ford, Cheryl	1979-80	Kindell, Kelly	2006-10	
Boan, Jessica	2002-05	Ford, Lisa	1979-80	Kirkhart, Katie	2017-20	
Bolovinos, Jenette	2000-02	Fowler, Jeanie	1975-77	Kovacevic, Buba	2004	
Boone, Stacy	1989-91	Foy, Amanda	1997-98	Kroll, Pepper	2000-01	
Boyer, Joanie	1984-85	Franklin, Lori	1992-94	- L -		
Bradley, Kisa	1995-97	Franklin, Veronica	1977-81	Langford, Katie	2003-07	
Brady, Cindy	1978-79	- G -		Lipnick, Regina	1983-84	
Brady-Atkinson, Kristin	1998-01, 2002-03	Gade, Emma	2011-13	Lippe, Keni Jo	2017-22	
Brewer, BeBe	1984-85	Garcia, April	2003	Liston, Sherrie	1975-76	
Brotos, Montserrat	2016-20	Gardner, Tina	1991-92	Logan, Wileda	1987-88	
Bryan, Jenni	2012-14	Garrett, Helen	1990-93	Long, Tessa	2002	
Bryan, Suzanne	1981-82	Garvie, Sarah	2017-20	Lopez, Carolina	2013-15	
Bryce, Blair	2015-16	Gentry, Paula	1977-78	Loudermill, Courtlyn	2020-21	
Buck, Savanna	2009-13	Gerdine, Margaret	1977-78	Louis, Claudia	2001-05	
Burgess, Hardisha	1993-95	Giddey, Hannah	2020-22	Lowe, Trix	1978-79	
- C -		Gilbert, Jordan	2014-19	Lowery, Opie	1982-83	
Calvert, Deana	1984-85	Gilmore, Jerry	2004-05	Lucas, Julie	1983-86	
Camargo, Mariana	2005-09	Glisson, April	2013-15	Luper, Kevi	2009-13	
Cannon, Leah	2002-06	Gore, Karly	2019-20	- M -		
Carver, Amber	2010-12	Gore, Macy	2019-20	Magueira, Mariana	1995-96	
Cergol, Priscila	2010-11	Graham, Louise	1978-80	Manuel, Tysia	2013-15	
Chaloupek, Darlee	1992-93	- H -		Marana, Clarice	1982-83	
Chamberlin, Cari	1985-89	Haley, Linda	1980-84	Martianez, Maria	2015-18	
Chill, Tiffany	1990-91	Haliburton, Ebony	2004-07	Maurer, Fran	1993-94	
Clark, Stephanie	2001-03	Hall, Janis	1975-77	May, Jasmyne	2018-19	
Cleem, Rita	1994-95	Hardin, Jenny	2005-08	Mayberry, Kaylan	2013-17	
Clinkenbeard, Cheryl	1989-90	Harris, Nancy	1975-77	Mayberry, Maya	2017-20	
Colbert, Bernice	1991-92	Hart, Adriane	1995-96	McClendon, Karen	1976-77	
Colbert, Sandy	1993-94	Hayes, Heather	2002	McCowan, Bev	1978-82	
Cole, Lisa	1976-77	Heard, Demesha	2008-09	McCoy, Jara	1990-92	
Coleman, Tierney	2020-22	Hendrix, Linda	1980-84	McGuire, Cynthia	1993-94	
Coleman, Tyaija	2020-22	Hennen, Tamra	1977-78	McIntyre, Vicky	2014-15	
Collier, Laketa	1995-99	Henry, Artan	1991-92	McKenzie, Shayne	1999-03	
Cooper, Hannah	2021-2024	Herron, Vivian	1985-89	McNeal, Melanie	1992-95	
Cooper, Taylor	2012-13	Hester, Corrie	2008	Menard, Erin	2002-03	
Cornwell, Brandy	1990-95	Hill, Camryn	2020-22	Miles, Mariah	2011-12	
Corsini, Gina	1977-80	Hindle, Shawn	1985-89	Miller, Nikki	1998-00	
Crowder, Sheryl	1984-85	Hodges, Rondi	1976-77	Mills, Jamie	1997-99	
Cuk, Rosie	1990-91	Hofer, Robyan	1988-89	Mills, Jennifer	1997-99	
Cummings, Sylvia	1991-93	Holland, Allison	2001-02	Mims, Shannon	1998-02	
Cunningham, Kendall	2003	Holloway, Rosemary	1975-76	Mindemann, Pam	1977-80	
		Holmes, Penny	1980-82	Monroe, Tammy	1979-81	
		Holt, Jentry	2019-20			



ALL-TIME LETTERWINNERS

<u>Moore, Addisyn</u>	2020-22	Seahorn, Dawn	1993-94
<u>Moore, Brandi</u>	2002-03	Shantiloo, Ophelia	1993-95
<u>Moore, Sonya</u>	1977-80	Shelton, Sarah	2011-14
<u>Moore, Tirzah</u>	2021-2024	Shockley, Chelsie	2005-07
<u>Moore, Trinity</u>	2021-2024	Simms, Curlonda	1990-91
<u>Morita, Lauryn</u>	1999-01	Sjoberg, Becky	1976-77
<u>Myers, Pebble</u>	1975-76	Skalnik, Rachel	2016-20
- N -		Smiley, Beth	1975-76
<u>N'Dri, Sonia</u>	2000-01	Smiley, Kit	1975-76
<u>Neal, Amanda</u>	1985-89	Smith, LeQuita	1984-86
<u>Nelson, Debbie</u>	1975-79	Smith, Lynne	1989-90
<u>Nix, Delaney</u>	2021-2023	Souza, Fernanda	1995-96
- O -		Stafford, Marilee	1975-76
<u>Obudho, Maureen</u>	2003-05	Streets, Vicki	1982-83
<u>Ogden, Kim</u>	1984-88	Stone, Amanda	2002-03
<u>Ogden, Nan</u>	1984-88	Sumerel, Tammie	1989-90
<u>Olival, Jennifer</u>	1996-97	Summers, Gem	2019-21
<u>Oliver, Jayden</u>	2014-16	- T -	
<u>Osborne-Lewis, Emily</u>	1996-97	<u>Tasby, DeeDee</u>	1990-94
- P -		<u>Taylor, Nena</u>	2019-2023
<u>Paden, Kathy</u>	1979-83	<u>Teulings, Bo</u>	2020-21
<u>Pankratz, Mary</u>	1978-80	<u>Thrasher, Abba</u>	2001-02
<u>Paramore, Faith</u>	2020-22	<u>Torrey, Rylie</u>	2017-20
<u>Patterson, Cip</u>	1979-81	<u>Trumpett, Bridgett</u>	1989-90
<u>Peckham, Sherri</u>	1977-79	<u>Tucker, Sharon</u>	1978-81
<u>Pegorari, Monah</u>	2008-09	<u>Turek, Elisha</u>	2003-07
<u>Penquite, Rhonda</u>	1977-78	<u>Turner, Cristal</u>	2008-12
<u>Pereira, Claudia</u>	2004-06	- U -	
<u>Pfeiffer, Sally</u>	1990-91	<u>Udumoh, Esther</u>	2014-16
<u>Pitts, Bria</u>	2014-16	<u>Udumoh, Ruthie</u>	2022-Present
<u>Poitier, Sharon</u>	1986-89	- V -	
<u>Pope, Shonna</u>	1989-90	<u>Van Gilder, Gina</u>	1989-90
<u>Porter, Carrie</u>	1995-98	<u>Velkey, Krisztina</u>	2012-13
<u>Predovic, Amanda</u>	2007-08	<u>Voelker, Janae</u>	2006-10
<u>Preston, Chris</u>	1990-92	<u>Volpato, Carol</u>	2006-07
<u>Price, Sheree</u>	1976-77	- W -	
<u>Pryor, Amy</u>	2008-09	<u>Walker, Ariel</u>	2020-Present
<u>Pyle, Jordan</u>	2008-12	<u>Walters, Renea</u>	1980-81
- Q -		<u>Walton, Samantha</u>	1996-99
<u>Quintas, Noelia</u>	2008-10	<u>Watman, Rachel</u>	2005-08
- R -		<u>Weavel, Jimmie</u>	1988-89
<u>Radermacher, Lori</u>	1981-85	<u>Weeks, Connie</u>	1975-78
<u>Ragan, Krista</u>	1998-02	<u>Weeks, Liz</u>	1977-81
<u>Randolph, Lori</u>	1989-90	<u>Weinrich, Meghan</u>	2023-Present
<u>Reaves, Kim</u>	1991-92	<u>West, Julia</u>	2004-06
<u>Reed, Stephanie</u>	1988-89	<u>Whemeyer, Whitney</u>	2007-08
<u>Reeder, Kristin</u>	1992-93	<u>White, Angie</u>	1992-94
<u>Reigosa, Sabela</u>	2018-19	<u>White, Paige</u>	1989-93
<u>Replogle, Staci</u>	1997-01	<u>White, Pat</u>	1981-82
<u>Rhoten, Jessica</u>	1997-99	<u>White, Tanyika</u>	1992-93
<u>Riles, Allison</u>	1994-96	<u>Whittaker, Dana</u>	1999-01
<u>Roberson, Tammie</u>	1992-93	<u>Wiggins, Loree</u>	1977-78
<u>Robinson, Emily</u>	2023-Present	<u>Wilbur, Devy</u>	1996-98
<u>Robison, Leanne</u>	2007-10	<u>Williams, Amy</u>	1988-92
<u>Rogers, Susan</u>	1981-84	<u>Williams, Stacy</u>	1988-91
<u>Rose, Katie</u>	1995-97	<u>Williston, Cori</u>	2000-04
<u>Rushing, Ava</u>	1991-92	<u>Wilson, Alexis</u>	2013-14
<u>Russell, Kathy</u>	1983-84	- Y -	
- S -		<u>Young, Veda</u>	1975-77
<u>Seay, Alycia</u>	2003-07	- Z -	
<u>Schmook, Genny</u>	1993-94	<u>Zanone, Joan</u>	1976-77
<u>Schwarz, Layla</u>	2001-02		
<u>Schumacher, Regan</u>	2017-22		
<u>Scott, Katie</u>	2021-22		
<u>Scrivner, Delaney</u>	2011-12		





ALL-TIME COACHING RECORDS

PEGGY BECK • 1975-77 • 43-13 (.768) • TWO SEASONS

Season	Games	Record	Pct.	Conference	Conference Record	Pct.	Conf. Tournament	Postseason
1975-76	22	18-4	.818	---	---	---	---	---
1976-77	34	25-9	.735	---	---	---	---	1-1 • Oklahoma Small College Tournament 2-2 • National Small College Tournament
Totals	56	43-13	.768					3-3

DIXIE WOODALL • 1977-81 • 96-33 (.744) • FOUR SEASONS

Season	Games	Record	Pct.	Conference	Conference Record	Pct.	Conf. Tournament	Postseason
1977-78	35	31-4	.886	---	---	---	---	3-0 • AIAW State 4-1 • AIAW Regionals
1978-79	35	25-10	.714	---	---	---	---	3-0 • AIAW State 1-1 • AIAW Regionals
1979-80	30	22-8	.733	---	---	---	---	2-0 • AIAW State 0-1 • AIAW Regionals
1980-81	29	18-11	.621	---	---	---	---	2-0 • AIAW State 1-1 • AIAW Regionals
Totals	129	96-33	.744					10-0 • AIAW State 6-4 • AIAW Regionals

DEBBIE YOW • 1981-83 • 40-11 (.784) • TWO SEASONS

Season	Games	Record	Pct.	Conference	Conference Record	Pct.	Conf. Tournament	Postseason
1981-82	24	14-10	.583	---	---	---	---	0-2 • AIAW State
1982-83	27	26-1	.963	---	---	---	---	2-1 • WNIT
Totals	51	40-11	.784					0-2 • AIAW State 2-1 • WNIT

DON CALVERT • 1983-86 • 41-45 (.477) • THREE SEASONS

Season	Games	Record	Pct.	Conference	Conference Record	Pct.	Conf. Tournament	Postseason
1983-84	28	15-13	.536	OCAC	7-3, 2nd	.700	---	---
1984-85	30	9-21	.300	OCAC	4-6, 4th	.400	---	---
1985-86	28	17-11	.607	---	---	---	---	---
Totals	86	41-45	.477		11-9	.550		---

RHONDA PENQUITE • 1986-89 • 34-48 (.417) • THREE SEASONS

Season	Games	Record	Pct.	Conference	Conference Record	Pct.	Conf. Tournament	Postseason
1986-87	28	16-12	.571	MCC	9-3, 2nd	.750	---	---
1987-88	27	13-14	.481	---	---	---	---	---
1988-89	27	5-22	.227	---	---	---	---	---
Totals	82	34-48	.417		9-3	.750		---

KEN TRICKEY, JR. • 1989-93 • 24-103 (.189) • FOUR SEASONS

Season	Games	Record	Pct.	Conference	Conference Record	Pct.	Conf. Tournament	Postseason
1989-90	40	2-38	.050	---	---	---	---	---
1990-91	33	15-18	.455	---	---	---	---	0-1 • NAIA District
1991-92	28	6-22	.214	---	---	---	---	---
1992-93	26	1-25	.038	---	---	---	---	---
Totals	127	24-103	.189					0-1 • NAIA District

CLETUS GREEN • 1993-94 • 3-24 (.111) • ONE SEASON

Season	Games	Record	Pct.	Conference	Conference Record	Pct.	Conf. Tournament	Postseason
1993-94	27	3-24	.111	---	---	---	---	---
Totals	27	3-24	.111					---

RICK NAPIER • 1994-96 • 25-29 (.463) • TWO SEASONS

Season	Games	Record	Pct.	Conference	Conference Record	Pct.	Conf. Tournament	Postseason
1994-95	27	15-12	.556	---	---	---	---	---
1995-96	27	10-17	.370	---	---	---	---	---
Totals	54	25-29	.463					---

JERRY FINKBEINER • 1996-2012 • 273-208 (.568) • 16 SEASONS

Season	Games	Record	Pct.	Conference	Conference Record	Pct.	Conf. Tournament	Postseason
1996-97	27	13-14	.481	---	---	---	---	---
1997-98	27	7-20	.259	Mid-Con	7-9, 6th	.438	0-1	---
1998-99	30	17-13	.567	Mid-Con	8-6, t3rd	.571	3-0, CHAMPIONS	0-1 • NCAA Tournament
1999-00	28	12-16	.429	Mid-Con	8-8, 5th	.500	0-1	---
2000-01	31	20-11	.645	Mid-Con	11-5, t2nd	.688	3-0, CHAMPIONNS	0-1 • NCAA Tournament
2001-02	29	13-16	.448	Mid-Con	6-8, t4th	.429	1-1, Semifinalist	---
2002-03	28	18-10	.643	Mid-Con	7-7, t5th	.500	0-1	---
2003-04	30	17-13	.567	Mid-Con	9-7, t5th	.563	2-1, Finalist	---
2004-05	31	22-9	.710	Mid-Con	10-6, 4th	.625	3-0, CHAMPIONS	0-1 • NCAA Tournament
2005-06	28	16-12	.571	Mid-Con	10-6, 3rd	.625	0-1	---
2006-07	33	22-11	.667	Mid-Con	8-6, 3rd	.571	3-0, CHAMPIONS	0-1 • NCAA Tournament
2007-08	33	19-14	.576	Summit	10-8, 6th	.556	3-0, CHAMPIONS	0-1 • NCAA Tournament
2008-09	28*	11-17*	.393*	Summit	6-10, 8th*	.333	0-1	* ORU vacated two Summit League wins
2009-10	33	23-10	.697	Summit	15-3, CHAMPIONS	.833	2-1, Finalist	0-1 • WNIT
2010-11	34	23-11	.676	Summit	16-2, CHAMPIONS	.889	1-1, Semifinalist	2-1 • WNIT
2011-12	31	20-11	.645	Summit	14-4, 2nd	.778	0-1	0-1 • WNIT
Totals	483	273-208	.568		145-95, 2 Championships	.604	21-10, 5 Championships	0-5 • NCAA Tournament 2-3 • WNIT

MISTI CUSSEN • 2012 - 2022 • 146-152 (.499) • 10 SEASONS

Season	Games	Record	Pct.	Conference	Conference Record	Pct.	Conf. Tournament	Postseason
2012-13	31	18-13	.581	Southland	13-5, CHAMPIONS	.722	2-0, CHAMPIONS	0-1 NCAA Tournament
2013-14	29	9-20	.310	Southland	8-10, t8th	.444	0-1	---
2014-15	34	18-16	.529	Summit	9-7, t3rd	.563	1-1, Semifinalist	2-1 WBI Semifinals
2015-16	30	14-16	.448	Summit	10-6, 4th	.625	1-1, Semifinalists	---
2016-17	30	15-15	.500	Summit	7-9, 6th	.437	0-1, Quarterfinalists	---
2017-18	30	17-13	.500	Summit	7-7, T4th	.500	1-1, Semifinalists	---
2018-19	31	18-13	.580	Summit	10-6, T3rd	.625	1-1, Semifinalists	---
2019-20	31	15-16	.484	Summit	9-7, T3rd	.563	1-1, Semifinalists	---
2020-21	21	6-15	.286	Summit	4-8, T7th	.333	0-1, Quarterfinalists	---
2021-22	31	16-15	.516	Summit	10-8, 4th	.556	1-1, Semifinalists	---
Totals	267	146-152	.499		87-73, 1 Championship	.544	8-9, 1 Championship	0-1 NCAA Tournament 2-1 • WBI

KELSI MUSICK • 2022-PRESENT • 33-30 (.524) • 2 SEASONS

Season	Games	Record	Pct.	Conference	Conference Record	Pct.	Conf. Tournament	Postseason
2022-23	31	12-19	.387	Summit	8-10, 7th	.444	1-1, Semifinalist	---
2023-24	32	21-11	.656	Summit	11-5, 3rd	.688	1-1, Semifinalist	0-1 WNIT
Totals	63	33-30	.524		19-15	.559	2-2	0-1 • WNIT
ALL-TIME		758-698	.521		271-197, 3 Championships	.581		29-20, 6 Championships



YEAR-BY-YEAR RESULTS

THE PEGGY BECK ERA



TWO SEASONS • 43-13

The first head coach in ORU women's basketball history, Peggy Beck led the Lady Titans to a pair of winning seasons and a spot in the 1977 National Small College Tournament in Hammond, La.

1975-76 18-4

Dec. 1	Southern Nazarene	W, 63-35
Dec. 6	at NE Oklahoma A&M	W, 65-53
Dec. 8	John Brown	W, 103-33
Dec. 12	at Oklahoma Baptist	W, 67-60
Jan. 8	Oklahoma Baptist	W, 69-54
Jan. 19	Oklahoma Christian	W, 66-60
Jan. 24	at John Brown	W, 70-36
Jan. 26	Northeastern Oklahoma A&M	L, 54-58
Jan. 31	Missouri Southern	W, 67-64
Feb. 2	at Oklahoma Christian	L, 60-61
Feb. 5	vs. Okla. Panhandle State*	W, 56-52
Feb. 6	vs. Oklahoma Baptist*	W, 48-44
Feb. 7	vs. USAO*	L, 59-72
Feb. 9	at Missouri Southern	W, 68-64
Feb. 13	vs. Southern Nazarene^	W, 56-55
Feb. 14	at El Reno^	W, 75-58
Feb. 17	Northeastern State	W, 77-63
Feb. 21	Tulsa	W, 76-48
Feb. 24	at Southern Nazarene	W, 64-52
Okla. Small College Tournament (Chickasha, Okla.)		
Feb. 27	vs. East Central	W, 63-51
Feb. 28	vs. Phillips	L, 57-105
March 6	at Tulsa	W, 89-63

* - Bethany Nazarene Tournament (Bethany, Okla.)
^ - El Reno Tournament (El Reno, Okla.)

1976-77 25-9

• National Small College Tournament

Nov. 18	at John Brown	W, 84-75
Nov. 25	at #2 Wayland Baptist^	L, 62-101
Nov. 26	vs. West Texas A&M^	L, 74-75
Nov. 27	vs. Texas Tech^	L, 62-66
Nov. 29	Southern Nazarene	W, 71-52
Dec. 2	Tulsa	W, 68-58
Dec. 4	Oklahoma Baptist	W, 79-32
Dec. 6	at NE Oklahoma A&M	W, 66-61
Dec. 11	Oklahoma State	L, 68-77
Dec. 15	Oklahoma	L, 56-59
Jan. 8	at Tulsa	W, 81-52
Jan. 15	Evangel	W, 96-49
Jan. 17	at Oklahoma	W, 62-58

Jan. 18	at Oklahoma Baptist	W, 72-46
Jan. 24	Missouri Southern	W, 74-54
Jan. 29	Northeastern State	W, 73-64
Feb. 1	Ozark Bible	W, 82-47
Feb. 5	Arkansas	W, 69-37
Feb. 8	at SW Oklahoma State	W, 79-59
Feb. 12	NE Oklahoma A&M	W, 70-45
Feb. 14	at Ozark Bible	W, 71-58
Feb. 17	vs. Oklahoma Baptist*	W, 64-41
Feb. 18	at Southern Nazarene*	W, 76-56
Feb. 19	vs. Langston*	W, 65-51
Feb. 21	at Northeastern State	L, 59-73
Feb. 23	at Missouri Southern	W, 58-56
Feb. 26	Cameron	W, 69-47
Feb. 28	at Southern Nazarene	W, 90-55
Okla. Small College Tournament (Chickasha, Okla.)		
March 4	vs. SE Oklahoma State	L, 64-65
March 5	vs. Cameron	W, 62-46
National Small College Tournament (Hammond, La.)		
March 9	vs. Texas Wesleyan	W, 69-55
March 10	vs. Phillips	L, 74-97
March 11	vs. SE Oklahoma State	W, 84-79
March 12	vs. Tarleton State	L, 68-71

^ - Flying Queens Classic (Plainview, Texas)
* - S. Nazarene Tournament (Bethany, Okla.)

THE DIXIE WOODALL ERA



FOUR SEASONS • 96-33

Arguably the most successful coach in ORU history, Women's Basketball Hall of Famer Dixie Woodall coached the Lady Titans for four seasons and won four consecutive State Championships.

1977-78 31-4

• AIAW State Tournament Champions

Nov. 19	SMU	W, 73-43
Nov. 21	at Texas	W, 72-43
Nov. 25	vs. Northwest Missouri State*	W, 70-63
Nov. 26	vs. Kansas*	L, 61-94
Nov. 27	at Southwest Missouri State*	W, 73-64
Nov. 28	Langston	W, 90-52
Dec. 3	Wichita State	W, 78-45
Dec. 6	at NW Oklahoma State	W, 76-60
Dec. 10	Oklahoma State	W, 57-51
Dec. 15	at Tulsa	W, 112-45
Dec. 27	vs. Fordham^	W, 72-59
Dec. 28	vs. #6 Old Dominion^	L, 49-82
Dec. 29	vs. Michigan State^	W, 70-67
Jan. 3	Oklahoma	W, 84-55
Jan. 7	Southwest Missouri State	W, 85-48

Jan. 12	vs. #19 Memphis State #	W, 68-67
Jan. 13	vs. Nebraska-Omaha #	W, 63-51
Jan. 14	vs. Temple (Texas) #	L, 71-77
Jan. 21	Northwestern Oklahoma	W, 74-57
Jan. 30	at Oklahoma State	W, 73-60
Feb. 4	at Oklahoma	W, 81-62
Feb. 10	at William Penn	W, 56-51
Feb. 11	at Grand View	W, 83-78
Feb. 14	at SMU	W, 83-48
Feb. 16	at Arkansas	W, 88-71
Feb. 18	at Langston	W, 81-62
Feb. 22	#14 Texas	W, 75-40

AIAW State Tournament (Tahlequah, Okla.)

Feb. 24	vs. NW Oklahoma State	W, 67-53
Feb. 25	vs. Oklahoma	W, 57-53
Feb. 27	vs. Tulsa	W, 88-51

AIAW Southwest Regional (Nacogdoches, Texas)

March 22	vs. North Texas	W, 67-48
March 23	vs. Louisiana Tech	L, 61-80
March 24	vs. Southern	W, 75-71
March 25	vs. Texas Tech	W, 81-66
March 26	vs. #15 Texas	W, 100-84

^ - Queens' Holiday Tournament (Flushing, N.Y.)
* - Missouri State Turkey Tourn. (Springfield, Mo.)
- CMU Classic (Warrensburg, Mo.)

1978-79 25-10

• AIAW State Tournament Champions

Nov. 14	at Southwest Missouri State	W, 72-56
Nov. 18	Fort Hays State	W, 70-53
Nov. 24	Drake	L, 38-59
Nov. 25	William Penn	W, 66-59
Nov. 27	Cal Poly-Pomona	L, 61-63
Nov. 29	Tulsa	W, 71-50
Nov. 30	New Mexico	W, 76-64
Dec. 2	at Phillips	W, 78-46
Dec. 5	at Oklahoma	L, 64-72
Dec. 9	NW Oklahoma State	L, 61-62
Dec. 12	Oklahoma State	W, 64-58
Dec. 15	vs. Cal State Fullerton*	L, 69-75
Dec. 16	vs. San Francisco*	W, 57-55
Dec. 17	at #3 UCLA	L, 64-85
Dec. 18	at Southern California	L, 65-81
Jan. 3	at Wichita State^	W, 88-52
Jan. 4	vs. Nebraska-Omaha^	L, 63-64
Jan. 5	vs. Wyoming^	W, 65-53
Jan. 8	Oklahoma	W, 62-49
Jan. 13	at Northwest Missouri State	W, 86-70
Jan. 20	at North Texas	W, 63-55
Jan. 27	Northwest Missouri State	W, 69-67
Jan. 31	at NW Oklahoma State	W, 54-50
Feb. 3	at Arkansas	W, 63-46
Feb. 5	at Wichita State	W, 90-64
Feb. 7	Phillips	W, 92-70
Feb. 9	at West Texas A&M	W, 90-44
Feb. 10	at Texas Tech	L, 55-65
Feb. 14	at Oklahoma State	W, 71-54
Feb. 17	Wichita State	W, 109-66

AIAW State Tournament (Weatherford, Okla.)

Feb. 22	vs. East Central	W, 67-47
Feb. 23	vs. Northeastern State	W, 88-69
Feb. 24	vs. Oklahoma	W, 69-66

AIAW Southwest Regional (Tulsa, Okla.)

March 7	North Texas	W, 62-55
March 8	#3 Texas	L, 68-77

* - Cal Poly Pomona Tournament (Pomona, Calif.)
^ - Shocker Holiday Classic (Wichita, Kan.)



YEAR-BY-YEAR RESULTS

1979-80 22-8

• AIAW State Tournament Champions		
Nov. 17	Tulsa	W, 89-50
Nov. 23	at New Mexico	L, 58-80
Nov. 24	vs. Cal Poly-Pomona*	L, 76-82 OT
Nov. 27	at Oklahoma City	L, 74-75
Nov. 29	at Fort Hays State	W, 73-65
Nov. 30	vs. Hastings S	W, 99-76
Dec. 1	at Emporia State S	W, 92-71
Dec. 3	NW Oklahoma State	W, 81-63
Dec. 11	at Oklahoma State	W, 79-77
Dec. 15	vs. Florida State #	W, 74-68
Dec. 17	at Miami (Fla.)	W, 68-58
Jan. 7	UT-Arlington	W, 76-68
Jan. 12	Utah State	W, 104-67
Jan. 14	Langston	W, 92-64
Jan. 18	vs. Crowder College^	W, 86-67
Jan. 19	at Arkansas	L, 64-66
Jan. 21	at NW Oklahoma State	W, 69-66
Jan. 23	Pittsburg State	W, 77-56
Jan. 24	at Oklahoma	W, 64-52
Jan. 28	at Tulsa	W, 89-77
Feb. 2	Oklahoma	W, 77-63
Feb. 4	Oklahoma City	W, 85-66
Feb. 6	at Langston	L, 81-83
Feb. 11	Phillips	W, 96-52
Feb. 12	at Pittsburg State	L, 60-63
Feb. 16	Oklahoma State	W, 90-75
Feb. 18	Texas Tech	L, 88-91 OT

AIAW State Tournament (Norman, Okla.)		
Feb. 21	vs. Oklahoma City	W, 80-69
Feb. 22	at Oklahoma	W, 73-60
AIAW Southwest Regional (Baton Rouge, La.)		
March 5	vs. McNeese State	L, 71-72

* - at Albuquerque, N.M.

^ - at Fayetteville, Ark.

- at Miami, Fla.

S - Kansas Classic (Emporia, Kan.)

1980-81 18-11

• AIAW State Tournament Champions		
Nov. 22	at Georgia	L, 73-103
Nov. 24	at Georgia State	L, 69-80
Nov. 29	Oklahoma	W, 80-76
Dec. 2	at Oklahoma State	L, 79-82
Dec. 4	Pittsburg State	W, 77-57
Dec. 5	Temple (Texas)	W, 74-46
Dec. 8	Phillips	W, 86-65
Dec. 11	at NW Oklahoma State	L, 68-79
Dec. 13	Georgia	W, 63-58
Jan. 8	Houston	L, 55-67
Jan. 10	McNeese State*	W, 80-89 (Forfeit)
Jan. 14	at #1 Louisiana Tech	L, 67-94
Jan. 17	Tulsa	W, 82-74
Jan. 22	at Tulsa	W, 111-77
Jan. 24	NW Oklahoma State	L, 55-66
Jan. 27	at Cameron	L, 63-71
Jan. 28	at Phillips	W, 67-55
Jan. 31	at Oklahoma City	L, 82-91
Feb. 2	at Langston	W, 84-56
Feb. 4	at Pittsburg State	W, 87-67
Feb. 7	Oklahoma State	W, 73-64
Feb. 10	at UT-Arlington	W, 81-62
Feb. 12	Langston	W, 89-53
Feb. 14	Oklahoma City	W, 94-66
Feb. 16	at Oklahoma	L, 59-66

AIAW State Tournament (Oklahoma City, Okla.)		
Feb. 24	vs. Oklahoma State	W, 69-54
Feb. 26	vs. Oklahoma	W, 72-62
AIAW Regional Qualifier (Tulsa, Okla.)		
March 7	Arkansas	W, 59-57
AIAW Southwest Regional (Nacogdoches, Texas)		
March 12	vs. #11 Texas	L, 63-97

*Forfeited by opponent due to ineligible players

THE DEBBIE YOW ERA



TWO SEASONS • 40-11

Debbie Yow led ORU for two seasons, the second of which stands as the most successful in school history. Yow's 1982-83 team posted a perfect regular season and finished 3rd in the WNIT.

1981-82 14-10

Nov. 28	UT-Arlington	W, 70-66
Dec. 2	Tulsa	W, 77-54
Dec. 4	Northeastern State	W, 72-71
Dec. 7	Arkansas	W, 75-61
Dec. 9	at Langston	W, 80-64
Dec. 12	SE Oklahoma State	W, 77-66
Dec. 15	at Oklahoma City	L, 63-69
Jan. 5	at Southwest Baptist	W, 74-55
Jan. 9	Texas Tech	W, 87-71
Jan. 12	at Arkansas	L, 57-61
Jan. 16	Phillips	W, 82-62
Jan. 18	Oklahoma	W, 93-72
Jan. 22	at #1 Louisiana Tech	L, 53-94
Jan. 27	at Oklahoma State	L, 62-63
Jan. 30	Langston	W, 99-46
Feb. 6	Oklahoma State	W, 81-79
Feb. 11	at Tulsa	W, 67-65
Feb. 13	at Oklahoma	W, 95-78
Feb. 15	Oklahoma City	L, 67-81
Feb. 17	at NW Oklahoma State	L, 59-64
Feb. 20	at Central Missouri	L, 69-82
Feb. 23	#1 Louisiana Tech	L, 51-89
AIAW State Tournament (Oklahoma City, Okla.)		
Feb. 26	vs. Oklahoma State	L, 75-79
Feb. 27	at Oklahoma City	L, 81-88

1982-83 26-1

• Women's NIT 3rd Place		
Nov. 26	North Texas	W, 82-68
Nov. 29	Northeastern State	W, 62-57
Dec. 3	at Southwest Missouri State	W, 84-67
Dec. 10	Emporia State	W, 80-65
Dec. 30	vs. Fairfield*	W, 73-59
Dec. 31	vs. Eastern Kentucky*	W, 81-78
Jan. 4	Oklahoma	W, 86-72
Jan. 6	at Southwest Baptist	W, 103-68
Jan. 8	Southwest Missouri State	W, 83-64
Jan. 11	at Oklahoma State	W, 93-74
Jan. 15	UMKC	W, 78-64
Jan. 17	Southwest Baptist	W, 88-39
Jan. 22	Oklahoma City	W, 67-61
Jan. 24	at North Texas	W, 70-51
Jan. 29	at Phillips	W, 79-57
Feb. 5	at Oklahoma City	W, 75-59
Feb. 9	at SE Oklahoma State	W, 98-71
Feb. 12	at Texas Wesleyan	W, 94-72
Feb. 14	at Northeastern State	W, 77-64
Feb. 19	Texas Wesleyan	W, 75-62
Feb. 21	Oklahoma State	W, 74-66
Feb. 24	at Tulsa	W, 86-80
Feb. 26	Missouri Southern	W, 106-53
March 2	Tulsa	W, 91-71
Women's NIT (Amarillo, Texas)		
March 17	vs. Hawaii	W, 69-60
March 18	vs. Memphis State	L, 61-88
March 19	vs. Weber State	W, 78-75

* - Dial Soap Classic (Miami, Fla.)

THE DON CALVERT ERA



THREE SEASONS • 41-45

Don Calvert guided the Lady Titans for three seasons, including two years as a member of the Oil Country Athletic Conference. In 1983-84, Calvert led ORU to a 2nd place finish in the OCAC.

1983-84 15-13 (7-3 OCAC)

Nov. 25	Wichita State	W, 69-66
Nov. 26	Baylor	W, 87-71
Dec. 2	vs. New Mexico^	W, 84-70
Dec. 3	at California^	L, 61-64
Dec. 5	Oklahoma State	L, 69-72
Dec. 10	Arkansas	W, 71-65
Dec. 12	Tulsa	W, 81-65
Dec. 17	at Arkansas	L, 70-84
Jan. 2	at Kansas State	L, 62-79
Jan. 5	Creighton	W, 81-64



YEAR-BY-YEAR RESULTS

1983-84 15-13 (7-3 OCAC)

Continued

Jan. 7	at Oklahoma	L, 77-101
Jan. 9	at UMKC	L, 72-74
Jan. 11	at #14 Missouri	L, 70-109
Jan. 16	at Oklahoma City*	W, 79-72
Jan. 18	John Brown	W, 79-54
Jan. 21	UT-San Antonio*	L, 72-77
Jan. 23	UTEP*	W, 72-69
Jan. 28	at West Texas A&M*	L, 68-89
Jan. 30	at Hardin-Simmons*	W, 92-63
Feb. 1	Memphis State	L, 65-66
Feb. 11	Oklahoma City*	W, 78-65
Feb. 13	Wayland Baptist	W, 55-53
Feb. 21	at #2 Louisiana Tech	L, 61-98
Feb. 25	at UT-San Antonio*	L, 64-75
Feb. 27	at UTEP*	W, 75-62
March 1	at Memphis State	L, 72-85
March 3	West Texas A&M*	W, 86-67
March 5	Hardin-Simmons*	W, 91-69

* - OCAC Game

^ - Golden Bear Classic (Berkeley, Calif.)

1984-85 9-21 (4-6 OCAC)

Nov. 19	at Arkansas	L, 55-78
Nov. 23	Hawaii	L, 66-73
Nov. 24	Kansas	L, 77-84
Nov. 30	at California^	L, 66-86
Dec. 1	vs. Texas A&M^	L, 48-87
Dec. 3	at Hawaii	L, 61-72
Dec. 4	at Hawaii	L, 56-73
Dec. 8	#19 Missouri	L, 75-95
Dec. 11	at Wichita State	L, 63-78
Dec. 14	at SMU #	L, 66-75
Dec. 15	vs. Stephen F. Austin #	W, 70-68
Dec. 19	Texas A&M	L, 64-73
Jan. 4	at Wayland Baptist	L, 56-78
Jan. 5	at #16 Texas Tech	L, 66-101
Jan. 11	Oklahoma	L, 66-67
Jan. 12	Arizona State	W, 63-59
Jan. 14	Oklahoma City*	W, 78-62
Jan. 19	at UT-San Antonio*	L, 56-80
Jan. 21	at UTEP*	L, 80-69
Jan. 26	West Texas A&M*	L, 60-82
Jan. 28	Hardin-Simmons*	W, 84-70
Feb. 4	at John Brown	L, 60-66
Feb. 9	at Oklahoma City*	L, 60-79
Feb. 11	at Tulsa	W, 74-52
Feb. 16	#6/5 Louisiana Tech	L, 59-78
Feb. 18	New Orleans	W, 68-62
Feb. 23	UT-San Antonio*	L, 57-68
Feb. 25	UTEP*	W, 71-63
March 2	at West Texas A&M*	L, 62-97
March 4	at Hardin-Simmons*	W, 74-68

* - OCAC Game

^ - Golden Bear Classic (Berkeley, Calif.)

- Dallas Hilton Inn Classic (Dallas, Texas)

1985-86 17-11

Nov. 23	John Brown	W, 78-53
Nov. 26	Tulsa	W, 90-43
Dec. 3	at Texas A&M	L, 61-72
Dec. 5	Arkansas	W, 78-72
Dec. 7	Kansas	L, 76-77
Dec. 9	Wichita State	W, 66-62
Dec. 13	at SMU*	W, 91-69
Dec. 14	vs. Stephen F. Austin*	L, 64-69

Dec. 19	#RV/24 Texas Tech	W, 61-54
Dec. 21	TCU	W, 79-67
Jan. 2	at Kansas	L, 54-100
Jan. 4	at Creighton	L, 63-81
Jan. 8	#NR/25 Kansas State	W, 78-75
Jan. 11	at #13/13 Oklahoma	L, 78-101
Jan. 13	Oklahoma City	W, 83-70
Jan. 18	at UT-San Antonio	W, 60-54
Jan. 20	at UTEP	W, 91-70
Jan. 25	West Texas A&M	W, 88-73
Jan. 27	Hardin-Simmons	W, 92-45
Feb. 1	at New Orleans	L, 80-90
Feb. 3	at Tulane	L, 71-74
Feb. 10	at Oklahoma State	L, 83-90
Feb. 15	at Tulsa	W, 87-51
Feb. 17	at Oklahoma City	L, 95-97
Feb. 22	UT-San Antonio	W, 97-61
Feb. 24	UTEP	W, 94-65
March 1	at West Texas A&M	L, 85-87
March 3	at Hardin-Simmons	W, 89-60

* - Dallas Hilton Inn Classic (Dallas, Texas)

THE RHONDA PENQUITE ERA



THREE SEASONS • 34-48

Nine years after leading the 1977-78 Lady Titans in scoring, Rhonda Penquite returned to ORU as Head Coach. In her first year, ORU finished 2nd in the Midwestern Collegiate Conference.

1986-87 16-12 (9-3 MCC)

Nov. 28	at Arizona State^	L, 62-99
Nov. 29	vs. San Francisco^	L, 74-84
Dec. 2	at Tulsa	W, 64-58
Dec. 4	Oklahoma	L, 72-87
Dec. 6	UT-Arlington	W, 73-69
Dec. 10	at Wichita State	L, 61-72
Dec. 12	at New Orleans	L, 64-68
Dec. 13	at Furman	L, 68-69
Dec. 15	USAO	W, 82-70
Dec. 20	Oklahoma State	W, 82-72 OT
Jan. 5	Tulane	L, 68-73
Jan. 8	at Kansas State	L, 57-95
Jan. 12	at St. Louis*	W, 66-52
Jan. 19	Tulsa	W, 49-42
Jan. 22	at John Brown	W, 74-62
Jan. 24	Butler*	W, 65-57
Jan. 26	Xavier*	W, 83-68
Jan. 27	SMU	W, 89-82
Jan. 31	at Loyola (Ill.)*	W, 81-68
Feb. 2	at Detroit*	L, 78-93

Feb. 7	Evansville*	W, 97-80
Feb. 9	St. Louis*	W, 76-53
Feb. 14	Loyola (Ill.)*	L, 71-78
Feb. 16	Detroit*	W, 96-88
Feb. 19	at Arkansas	L, 66-115
Feb. 21	at Butler*	W, 80-77
Feb. 23	at Xavier*	W, 86-66
Feb. 25	at Evansville*	L, 80-92

* - Midwestern Collegiate Conference Game

^ - Dial Soap Classic (Tempe, Ariz.)

1987-88 13-14

Nov. 27	at Nebraska	L, 87-100
Dec. 2	at Oklahoma	L, 94-103
Dec. 4	vs. Oregon^	L, 64-85
Dec. 5	vs. Lamar^	W, 82-80
Dec. 12	at Washington State*	L, 78-94
Dec. 13	vs. Baylor*	W, 86-73
Dec. 19	at Oklahoma State	L, 74-88
Dec. 21	at TCU	L, 64-79
Jan. 2	Arkansas	W, 77-66
Jan. 4	at Kansas	L, 73-82
Jan. 7	Akron	W, 79-65
Jan. 8	Kansas State	W, 58-57
Jan. 11	at Missouri	L, 70-93
Jan. 16	St. Louis	W, 76-67
Jan. 21	UMKC	W, 111-98
Jan. 26	at UALR	W, 84-66
Jan. 30	at Arkansas-Pine Bluff	W, 70-68
Feb. 6	Arkansas-Pine Bluff	W, 81-75
Feb. 8	at St. Louis	L, 63-71
Feb. 11	John Brown	W, 76-73
Feb. 13	at UTEP	W, 69-53
Feb. 15	at #19/24 New Mexico State	L, 81-90
Feb. 21	at U. S. International	L, 64-85
Feb. 23	at San Diego State	L, 61-86
Feb. 27	at UT-San Antonio	W, 92-78
Feb. 29	at North Texas	L, 64-82
March 7	at Memphis	L, 71-98

^ - Domino's Pizza Classic (Missoula, Mont.)

* - Whitman Cougar Classic (Pullman, Wash.)

1988-89 4-23

Nov. 25	vs. McNeese State^	L, 63-91
Nov. 26	vs. UT-Arlington^	L, 80-81 2OT
Nov. 28	New Mexico State	W, 85-83 OT
Nov. 30	at Wichita State	L, 61-83
Dec. 2	at Kansas*	L, 75-89
Dec. 3	vs. Grambling*	L, 66-90
Dec. 8	at Kansas State	L, 58-83
Dec. 10	Oklahoma	L, 83-97
Dec. 12	at Arkansas	L, 69-113
Dec. 16	Nevada %	W, 96-74
Dec. 17	UT-Arlington %	L, 79-89
Dec. 18	TCU %	L, 74-87
Jan. 5	at Oklahoma State #	L, 67-85
Jan. 6	vs. North Texas #	L, 86-102
Jan. 10	BYU	L, 87-100
Jan. 12	Lamar	L, 72-93
Jan. 14	Wayland Baptist	L, 73-77
Jan. 21	Creighton	L, 94-100
Jan. 23	Oklahoma State	L, 70-100
Jan. 27	UTEP	L, 74-75
Jan. 28	UT-San Antonio	W, 92-71
Feb. 6	East Central	L, 77-94
Feb. 11	School of Ozarks	W, 101-67
Feb. 13	at New Mexico State	L, 69-82



YEAR-BY-YEAR RESULTS

Feb. 15	at UTEP	L, 66-96
Feb. 21	Oklahoma City	L, 85-101
March 4	at Lamar	L, 67-106

^ - Lady Aggie Classic (College Station, Texas)

* - Kansas Dial Soap Classic (Lawrence, Kan.)

% - Midwest Roundball Classic (Tulsa, Okla.)

- Cowgirl Invitational (Stillwater, Okla.)

THE KEN TRICKEY JR. ERA



FOUR SEASONS • 24-103

Ken Trickey Jr., whose father was one of the greatest head coaches in ORU men's basketball history, led the ORU women's program for four seasons and made the NAIA Playoffs in 1990-91

1989-90 2-38

Nov. 10	vs. Missouri Baptist [^]	L, 72-77
Nov. 11	at School of the Ozarks [^]	L, 53-79
Nov. 13	University of the Ozarks	L, 56-72
Nov. 17	at Missouri Southern	L, 43-79
Nov. 18	Bartlesville Wesleyan	L, 56-70
Nov. 20	Southern Nazarene	L, 53-111
Nov. 21	Southwest Baptist	W, 80-72
Nov. 24	vs. Southern Nazarene #	L, 45-100
Nov. 25	at Oklahoma Baptist #	L, 73-107
Nov. 27	at Northeastern State §	L, 66-91
Nov. 28	vs. Southern Arkansas §	L, 83-92
Nov. 30	at Central Arkansas	L, 66-109
Dec. 1	vs. SW Oklahoma State &	L, 64-138
Dec. 2	at Phillips &	L, 81-107
Dec. 5	at Nebraska	L, 61-110
Dec. 6	at Creighton	L, 63-115
Dec. 8	at Central Missouri %	L, 66-107
Dec. 9	vs. Kearney State %	L, 65-103
Dec. 16	at John Brown	L, 62-79
Jan. 3	Kansas	L, 52-108
Jan. 5	vs. St. Mary's (Texas)*	L, 66-68
Jan. 6	vs. Emporia State*	L, 62-94
Jan. 10	at East Central	L, 77-83
Jan. 12	at Oklahoma Christian	L, 71-100
Jan. 13	at Southern Nazarene	L, 55-105
Jan. 15	School of Ozarks	L, 85-88
Jan. 16	Tarleton State	L, 64-71
Jan. 23	Wayland Baptist	L, 48-84
Jan. 29	Oklahoma Baptist	L, 76-88
Jan. 30	Phillips	L, 87-92
Feb. 1	at Langston	L, 85-96
Feb. 3	at Bartlesville Wesleyan	L, 65-89
Feb. 10	at Arkansas-Monticello	L, 92-128

Feb. 12	at Oklahoma City	L, 72-86
---------	------------------	----------

Feb. 15	at Wayland Baptist	L, 55-102
---------	--------------------	-----------

Feb. 17	at Okla. Panhandle State	L, 82-101
---------	--------------------------	-----------

Feb. 19	at Tarleton State	L, 66-78
---------	-------------------	----------

Feb. 20	Langston	W, 78-74 OT
---------	----------	-------------

Feb. 22	Oklahoma Christian	L, 73-93
---------	--------------------	----------

Feb. 24	at Arkansas-Pine Bluff	L, 83-109
---------	------------------------	-----------

^ - School of the Ozarks Classic (Point Lookout, Mo.)

- OBU Classic (Shawnee, Okla.)

§ - NSU Classic (Tahlequah, Okla.)

& - Phillips Classic (Enid, Okla.)

% - CMU Classic (Warrensburg, Mo.)

* - Pittsburg State Tournament (Pittsburg, Kan.)

1990-91 15-18

• NAIA District Nine Playoffs

Nov. 8	at Bartlesville Wesleyan	W, 79-73
--------	--------------------------	----------

Nov. 10	at Southern Nazarene	L, 82-91
---------	----------------------	----------

Nov. 12	at Oklahoma Christian	L, 88-103
---------	-----------------------	-----------

Nov. 17	at University of the Ozarks	L, 83-111
---------	-----------------------------	-----------

Nov. 19	Southeast Missouri State	L, 69-87
---------	--------------------------	----------

Nov. 26	at Oklahoma City	L, 73-114
---------	------------------	-----------

Nov. 28	at Southeast Missouri State	L, 61-100
---------	-----------------------------	-----------

Dec. 3	Hastings	W, 79-74
--------	----------	----------

Dec. 6	Tabor College	W, 84-70
--------	---------------	----------

Dec. 7	at Central Missouri*	L, 76-97
--------	----------------------	----------

Dec. 8	vs. Southern Colorado*	W, 76-74
--------	------------------------	----------

Dec. 31	at Nebraska	L, 62-95
---------	-------------	----------

Jan. 1	at Creighton	L, 71-105
--------	--------------	-----------

Jan. 4	Arkansas-Monticello	L, 95-104
--------	---------------------	-----------

Jan. 5	Peru State	W, 75-72
--------	------------	----------

Jan. 8	at SW Oklahoma State	L, 72-92
--------	----------------------	----------

Jan. 10	Oklahoma City	W, 97-79
---------	---------------	----------

Jan. 12	Phillips	L, 76-91
---------	----------	----------

Jan. 14	Oklahoma Christian	L, 72-92
---------	--------------------	----------

Jan. 15	Southern Nazarene	W, 98-88
---------	-------------------	----------

Jan. 17	East Central	W, 82-64
---------	--------------	----------

Jan. 24	Bartlesville Wesleyan	W, 85-56
---------	-----------------------	----------

Jan. 26	Northeastern State	W, 70-69
---------	--------------------	----------

Jan. 29	at John Brown	W, 89-76
---------	---------------	----------

Feb. 2	at East Central	W, 72-69
--------	-----------------	----------

Feb. 4	at Northeastern State	L, 85-100
--------	-----------------------	-----------

Feb. 5	SW Oklahoma State	L, 68-78
--------	-------------------	----------

Feb. 7	at Langston	W, 98-87
--------	-------------	----------

Feb. 9	at UMKC	L, 56-63
--------	---------	----------

Feb. 16	John Brown	W, 64-50
---------	------------	----------

Feb. 19	Langston	W, 86-71
---------	----------	----------

Feb. 23	at Phillips	L, 78-94
---------	-------------	----------

NAIA District Nine Playoffs (Weatherford, Okla.)

Feb. 25	at SW Oklahoma State	L, 62-74
---------	----------------------	----------

* - Jennies Classic (Warrensburg, Mo.)

1991-92 6-22

Nov. 23	at New Mexico State	L, 84-94
---------	---------------------	----------

Nov. 25	at UTEP	W, 82-79
---------	---------	----------

Nov. 29	vs. Rice #	L, 78-87
---------	------------	----------

Nov. 30	vs. Grambling #	L, 77-78
---------	-----------------	----------

Dec. 3	at Kansas State	L, 64-66
--------	-----------------	----------

Dec. 9	at UNLV	L, 77-96
--------	---------	----------

Dec. 13	at Illinois	L, 67-96
---------	-------------	----------

Dec. 14	vs. Ohio U.	L, 62-80
---------	-------------	----------

Dec. 17	at Creighton	L, 77-98
---------	--------------	----------

Dec. 19	at #2/2 Stanford*	L, 74-112
---------	-------------------	-----------

Dec. 20	vs. #8/8 NC State*	L, 60-92
---------	--------------------	----------

Jan. 3	at Oklahoma State [^]	L, 43-57
--------	--------------------------------	----------

Jan. 4	vs. Southern Miss [^]	L, 66-82
--------	--------------------------------	----------

Jan. 9	at Texas Southern	W, 81-52
--------	-------------------	----------

Jan. 18	at Texas Tech	L, 54-88
---------	---------------	----------

Jan. 22	at Middle Tennessee	L, 76-83
---------	---------------------	----------

Jan. 25	at TCU	W, 72-69
---------	--------	----------

Jan. 27	Texas Southern	W, 76-73
---------	----------------	----------

Jan. 30	at Arkansas	L, 64-88
---------	-------------	----------

Feb. 3	at Georgia	L, 74-77
--------	------------	----------

Feb. 10	Oklahoma City	W, 75-71
---------	---------------	----------

Feb. 12	at Memphis State	L, 74-84
---------	------------------	----------

Feb. 17	Oklahoma Baptist	W, 79-72 OT
---------	------------------	-------------

Feb. 19	at #5/3 Ole Miss	L, 63-87
---------	------------------	----------

Feb. 20	at #22/21 Alabama	L, 75-100
---------	-------------------	-----------

Feb. 21	at Auburn	L, 45-99
---------	-----------	----------

Feb. 27	at #19/18 Clemson	L, 54-98
---------	-------------------	----------

Feb. 29	at Florida State	L, 59-104
---------	------------------	-----------

- Nebraska Invitational (Lincoln, Neb.)

* - Cardinal Classic (Palo Alto, Calif.)

^ - Cowgirl Invitational (Stillwater, Okla.)

1992-93 1-25

Dec. 1	at Lamar	L, 75-84
--------	----------	----------

Dec. 5	vs. Northwestern State*	L, 61-94
--------	-------------------------	----------

Dec. 6	vs. Texas-Pan American*	W, 85-59
--------	-------------------------	----------

Dec. 10	at Kansas State	L, 44-77
---------	-----------------	----------

Dec. 12	at SMU	L, 72-107
---------	--------	-----------

Dec. 18	at Texas	L, 68-109
---------	----------	-----------

Dec. 28	at Oklahoma State [^]	L, 31-105
---------	--------------------------------	-----------

Dec. 29	vs. UMKC [^]	L, 35-64
---------	-----------------------	----------

Jan. 2	at Oklahoma	L, 62-84
--------	-------------	----------

Jan. 4	at Missouri Southern	L, 64-106
--------	----------------------	-----------

Jan. 6	at UTEP	L, 50-60
--------	---------	----------

Jan. 8	at Texas A&M	L, 49-96
--------	--------------	----------

Jan. 12	at Kansas	L, 53-109
---------	-----------	-----------

Jan. 14	at Vanderbilt	L, 58-124
---------	---------------	-----------

Jan. 19	at Missouri	L, 53-75
---------	-------------	----------

Jan. 22	at Memphis State	L, 55-86
---------	------------------	----------

Jan. 25	at Georgia	L, 49-116
---------	------------	-----------

Jan. 27	at TCU	L, 60-76
---------	--------	----------

Feb. 3	at Ole Miss	L, 53-87
--------	-------------	----------

Feb. 16	at Florida State	L, 53-74
---------	------------------	----------

Feb. 20	Oklahoma Baptist	L, 64-83
---------	------------------	----------

Feb. 23	at Auburn	L, 42-78
---------	-----------	----------

Feb. 25	at Alabama	L, 52-112
---------	------------	-----------

March 1	at Arkansas	L, 60-96
---------	-------------	----------

March 6	at New Mexico State	L, 54-77
---------	---------------------	----------

March 8	at Lamar	L, 52-85
---------	----------	----------

* - Lady Raider Classic (Lubbock, Texas)

^ - Cowgirl Invitational (Stillwater, Okla.)



YEAR-BY-YEAR RESULTS

THE CLETUS GREEN ERA



ONE SEASON • 3-24

Cletus Green led the ORU program for one season, 1993-94. His lone year at the helm of the ORU squad included victories over Texas-Pan American, Jackson State and Oklahoma Baptist.

1993-94	3-24
Nov. 26	Texas-Pan American W, 70-68
Nov. 27	Mississippi Valley State L, 77-78
Dec. 3	at #15/16 Kansas* L, 66-94
Dec. 4	vs. Jackson State* W, 64-57
Dec. 6	Missouri Southern L, 62-74
Dec. 9	at Southeast Missouri State L, 44-68
Dec. 10	at Middle Tennessee # L, 55-81
Dec. 11	vs. UMKC # L, 78-82 2OT
Dec. 18	Tennessee-Martin L, 61-83
Dec. 28	vs. Southern^ L, 62-86
Dec. 29	vs. Michigan^ L, 58-72
Jan. 5	Southeast Missouri State L, 54-64
Jan. 8	TCU L, 60-79
Jan. 11	at Memphis L, 55-93
Jan. 14	at Oklahoma State L, 58-75
Jan. 17	Wichita State L, 69-74
Jan. 19	at Mississippi Valley State L, 67-69
Jan. 22	UMKC L, 70-76
Jan. 27	at Tennessee-Martin L, 75-82
Jan. 29	Baylor L, 65-84
Feb. 1	at Texas-Pan American L, 48-49
Feb. 5	at UMKC L, 61-89
Feb. 7	East Texas Baptist L, 63-66 OT
Feb. 10	at Oklahoma L, 48-99
Feb. 18	Texas A&M L, 61-78
Feb. 23	at Arkansas L, 51-85
Feb. 26	Oklahoma Baptist W, 77-69

* - Kansas Dial Soap Classic (Lawrence, Kan.)
- Garden Plaza Classic (Mufreesboro, Tenn.)
^ - Oklahoma Holiday Classic (Norman, Okla.)

THE RICK NAPIER ERA



TWO SEASONS • 25-29

In the first of his two seasons as head coach, Rick Napier led the long-dormant ORU program back to respectability, achieving the school's first winning record in eight years.

1994-95	15-12
Nov. 26	Illinois-Chicago W, 67-61
Nov. 28	at UTEP L, 61-81
Dec. 2	vs. Northwestern State* L, 69-94
Dec. 3	vs. TCU* W, 90-58
Dec. 6	at Wichita State L, 65-89
Dec. 8	at UMKC W, 70-69
Dec. 17	at Texas Southern W, 79-60
Dec. 20	Sam Houston State W, 62-49
Dec. 22	UT-San Antonio W, 62-52
Jan. 4	Southeast Missouri State L, 55-74
Jan. 7	at Baylor L, 49-78
Jan. 9	Memphis L, 64-93
Jan. 11	Arkansas L, 63-78
Jan. 13	Cal State Sacramento W, 71-50
Jan. 14	Cal State Northridge W, 64-56
Jan. 16	at Tennessee-Martin L, 63-82
Jan. 19	at New Orleans L, 76-95
Jan. 21	at Southern W, 75-48
Jan. 25	at Eastern Illinois L, 43-52
Feb. 3	at Texas-Pan American W, 65-57
Feb. 9	at Missouri L, 59-81
Feb. 11	Tennessee-Martin W, 79-68
Feb. 13	UMKC W, 93-77
Feb. 16	UTEP W, 68-54
Feb. 20	at Southeast Missouri State L, 45-64
Feb. 22	East Texas Baptist W, 70-63 OT
March 1	Texas Southern W, 81-47

* Domino's Lady Rebel Classic (Oxford, Miss.)

1995-96	10-17
Nov. 24	Mississippi Valley State W, 78-71
Nov. 28	Pittsburg State W, 67-53
Dec. 1	vs. Western Illinois^ W, 70-52
Dec. 2	at Washington State^ L, 54-84
Dec. 7	at UMKC L, 54-62
Dec. 9	at Illinois-Chicago L, 70-78
Dec. 18	at Sam Houston State L, 54-96
Dec. 20	at Oklahoma # L, 40-63
Dec. 21	vs. #21/19 Oklahoma State # L, 44-84
Dec. 30	vs. Delaware State* W, 72-55
Dec. 31	vs. Akron* L, 60-77

Jan. 2	Iowa State	L, 57-70
Jan. 6	Southern Utah	L, 51-66
Jan. 8	Evangel	L, 70-74
Jan. 10	Southern	W, 76-62
Jan. 13	Lyon College	W, 58-53
Jan. 15	Washington State	L, 59-83
Jan. 20	Cameron	W, 76-60
Jan. 24	New Orleans	W, 81-79 OT
Jan. 30	at Southwest Missouri State	L, 46-71
Feb. 13	at Mississippi State	L, 53-70
Feb. 19	Arkansas-Pine Bluff	W, 90-69
Feb. 22	at Arkansas	L, 45-68
Feb. 24	at Southeast Missouri State	L, 71-90
Feb. 28	at #23/RV Texas	L, 56-75
March 2	at Mississippi Valley State	L, 64-79
March 4	Hampton	W, 86-62

^ - Washington State Dial Classic (Pullman, Wash.)
- Bertha Teague Classic (Norman, Okla.)
* - Hoss's Red Flash Classic (Loretto, Pa.)

THE JERRY FINKBEINER ERA



16 SEASONS • 273-208

ORU's career leader in wins, Jerry Finkbeiner coached the Golden Eagles for 16 seasons. Along the way, Finkbeiner led the ORU program to the first five NCAA Tournament bids in school history.

1996-97	13-14
Nov. 22	vs. Oklahoma^ L, 50-62
Nov. 23	at Oklahoma State^ L, 53-70
Nov. 25	Oklahoma State L, 35-59
Nov. 29	vs. Mississippi State* L, 57-63
Nov. 30	at UMKC* L, 54-84
Dec. 3	at Texas-Pan American W, 77-57
Dec. 5	at #10/7 Texas Tech L, 51-74
Dec. 7	Dayton W, 74-58
Dec. 15	Oklahoma L, 63-66
Dec. 17	Jackson State W, 71-53
Dec. 19	at Miami (Fla.) L, 49-69
Dec. 30	vs. Georgetown # L, 65-70
Dec. 31	vs. South Alabama # L, 54-60
Jan. 2	at #6/6 Alabama L, 65-70
Jan. 6	at Texas A&M L, 71-80
Jan. 15	Southeast Missouri State W, 74-50
Jan. 17	#5/5 Alabama L, 67-101
Jan. 23	at Southern W, 64-58
Jan. 28	at Mississippi State L, 62-77
Feb. 3	Texas-Pan American W, 74-48
Feb. 6	at Prairie View A&M W, 64-47
Feb. 8	Wofford W, 73-53



YEAR-BY-YEAR RESULTS

Feb. 10	Phillips	W, 75-66
Feb. 18	UMKC	W, 64-53
Feb. 20	Prairie View A&M	W, 63-33
Feb. 25	Texas Southern	W, 92-54
Feb. 28	Alcorn State	W, 77-59

^ - Bertha Teague Classic (Stillwater, Okla.)

* - Holiday Inn Overland Park Classic (Kansas City, Mo.)

- Florida Atlantic Classic (Boca Raton, Fla.)

1997-98 7-20 (7-9 Mid-Con)

Nov. 15	Belmont	L, 68-71
Nov. 22	at Cincinnati	L, 42-70
Nov. 23	at Dayton	L, 63-66
Nov. 30	at SMU	L, 48-71
Dec. 2	#20/21 Arkansas	L, 59-82
Dec. 4	at Southern Utah*	L, 64-86
Dec. 7	at Pepperdine	L, 72-80
Dec. 14	#15/10 Georgia	L, 60-64
Dec. 29	at Oklahoma State #	L, 50-92
Dec. 30	vs. North Texas #	L, 72-81
Jan. 3	at Buffalo*	L, 27-68
Jan. 8	Youngstown State*	L, 69-77
Jan. 10	Valparaiso*	L, 77-83 OT
Jan. 15	at UMKC*	L, 70-77
Jan. 17	at Western Illinois*	W, 86-66
Jan. 22	Northeastern Illinois*	W, 73-50
Jan. 24	Chicago State*	W, 90-46
Jan. 27	at Belmont	L, 56-63
Feb. 2	Buffalo*	W, 71-55
Feb. 5	at Valparaiso*	W, 69-59
Feb. 7	at Youngstown State*	L, 50-72
Feb. 12	Western Illinois*	W, 67-65
Feb. 14	UMKC*	L, 65-73
Feb. 19	at Chicago State*	W, 80-56
Feb. 21	at Northeastern Illinois*	L, 64-68
Feb. 23	Southern Utah*	L, 56-64

Mid-Continent Conference Tournament
(Moline, Ill.)

Feb. 28 vs. Buffalo L, 52-63

* - Mid-Continent Conference Game

- Bertha Teague Classic (Stillwater, Okla.)

1998-99 17-13 (8-6 Mid-Con)

• Mid-Con Tournament Champions

• NCAA Tournament Midwest Regional

Nov. 17	Oklahoma State	L, 58-66
Nov. 19	at Belmont	L, 53-66
Nov. 22	at #7/10 Georgia	L, 64-118
Nov. 28	at #14/14 Arkansas	L, 56-84
Nov. 30	Evangel	W, 72-58
Dec. 3	at Valparaiso*	L, 51-65
Dec. 5	at IUPUI*	L, 59-65
Dec. 8	Cameron	W, 75-49
Dec. 12	at Wichita State	L, 41-54
Dec. 20	at Cal State Fullerton	W, 82-70
Dec. 22	at Cal State Northridge	L, 55-70
Jan. 2	Western Illinois*	W, 63-48
Jan. 4	Chicago State*	W, 75-56
Jan. 7	at UMKC*	W, 80-71
Jan. 14	at Oakland*	W, 77-75
Jan. 16	at Youngstown State*	L, 58-79
Jan. 18	Belmont	W, 66-52
Jan. 23	Southern Utah*	W, 82-56
Jan. 28	at Chicago State*	W, 86-52
Jan. 30	at Western Illinois*	W, 76-62
Feb. 4	IUPUI*	W, 70-58
Feb. 6	Valparaiso*	L, 65-77

Feb. 11	at Southern Utah*	L, 42-60
Feb. 13	UMKC*	L, 78-94
Feb. 18	Youngstown State*	W, 76-70
Feb. 20	Oakland*	W, 79-73

Mid-Continent Conference Tournament
(Moline, Ill.)

Feb. 26 vs. UMKC W, 70-58

March 1 vs. Valparaiso W, 83-62

March 2 vs. Youngstown State W, 57-52

NCAA Tournament Midwest Regional
(West Lafayette, Ind.)

March 13 at #1/1 Purdue L, 48-68

* - Mid-Continent Conference Game

1999-00 12-16 (8-8 Mid-Con)

Nov. 19	Southern Nazarene	W, 71-68
Nov. 24	Wichita State	L, 50-60
Nov. 28	at Oklahoma #	L, 66-83
Nov. 29	vs. Oklahoma State #	L, 51-68
Dec. 2	Valparaiso*	L, 48-60
Dec. 4	IUPUI*	W, 66-61
Dec. 9	at Texas-Pan American	W, 60-56
Dec. 11	at Texas A&M-Corpus Christi	L, 58-60
Dec. 20	Washburn	W, 74-42
Dec. 22	at Tulsa	L, 51-78
Dec. 30	at New Mexico State	W, 73-59
Jan. 1	at New Mexico	L, 48-65
Jan. 6	at Western Illinois*	L, 61-74
Jan. 8	at Chicago State*	W, 71-62
Jan. 13	UMKC*	W, 69-66
Jan. 20	Oakland*	W, 60-46
Jan. 22	Youngstown State*	L, 81-84
Jan. 24	at Belmont	L, 74-86
Jan. 29	at Southern Utah*	W, 58-55
Feb. 3	Chicago State*	W, 74-56
Feb. 5	Western Illinois*	L, 66-75
Feb. 10	IUPUI*	L, 49-51
Feb. 12	at Valparaiso*	W, 78-60
Feb. 17	Southern Utah*	L, 52-58
Feb. 19	at UMKC*	W, 71-66
Feb. 24	at Youngstown State*	L, 40-77
Feb. 26	at Oakland*	L, 49-68

Mid-Continent Conference Tournament
(Ft. Wayne, Ind.)

March 3 vs. Valparaiso L, 46-60

* - Mid-Continent Conference Game

- Bertha Teague Classic (Norman, Okla.)

2000-01 20-11 (11-5 Mid-Con)

• Mid-Con Tournament Champions

• NCAA Tournament West Regional

Nov. 17	Oklahoma State #	L, 63-71
Nov. 18	#14/17 Oklahoma #	L, 56-87
Nov. 22	Okl. Panhandle State	W, 67-45
Nov. 25	at Wichita State	L, 69-75
Nov. 29	Arkansas Tech	W, 71-62
Dec. 2	Youngstown State*	W, 74-71
Dec. 4	Southern Utah*	W, 57-54
Dec. 7	Texas A&M-Corpus Christi	W, 74-61
Dec. 17	Florida Atlantic^	W, 81-63
Dec. 19	#6/5 Duke^	L, 51-62
Dec. 30	at Baylor	L, 56-80
Jan. 2	Tulsa	W, 63-41
Jan. 6	Valparaiso*	W, 79-67
Jan. 8	Oakland*	W, 65-53
Jan. 13	at Western Illinois*	L, 49-67
Jan. 15	at Chicago State*	L, 77-81

Jan. 22	IUPUI*	W, 70-47
Jan. 27	UMKC*	W, 65-34
Jan. 29	Belmont	W, 58-53
Feb. 3	at IUPUI*	W, 78-65
Feb. 5	at Valparaiso*	L, 63-65
Feb. 10	at Oakland*	W, 55-54
Feb. 12	at Youngstown State*	W, 69-58
Feb. 17	Chicago State*	W, 69-45
Feb. 19	Western Illinois*	W, 71-40
Feb. 24	at Southern Utah*	L, 65-72
Feb. 26	at UMKC*	L, 45-52

Mid-Continent Conference Tournament
(Ft. Wayne, Ind.)

March 3 vs. Youngstown State W, 71-52

March 5 vs. Chicago State W, 54-35

March 6 vs. Oakland W, 61-46

NCAA Tournament West Regional
(Norman, Okla.)

March 17 at #7/7 Oklahoma L, 64-70

* - Mid-Continent Conference Game

- Bertha Teague Classic (Mabee Center)

^ - Fun in the Sun Shootout (Cancun, Mexico)

2001-02 13-16 (6-8 Mid-Con)

Nov. 9	at #12/13 Colorado^	L, 49-78
Nov. 17	#4/5 Oklahoma #	L, 38-73
Nov. 18	Oklahoma State #	L, 52-83
Nov. 20	Langston	W, 60-43
Nov. 24	Wichita State	W, 62-58
Nov. 27	at Tulsa	W, 63-61
Nov. 30	#12/14 Baylor	L, 46-74
Dec. 3	St. Gregory's	W, 61-47
Dec. 8	Southwest Texas	W, 79-67
Dec. 17	Furman \$	L, 58-60
Dec. 18	Tulsa \$	L, 58-75
Dec. 28	at Texas-Pan American	W, 74-63
Dec. 30	at Houston	L, 62-73
Jan. 5	at UMKC*	W, 74-69 2OT
Jan. 12	Oakland*	W, 64-53
Jan. 14	IUPUI*	W, 75-67
Jan. 19	at Western Illinois*	L, 54-75
Jan. 21	at Valparaiso*	L, 50-69
Jan. 26	Chicago State*	W, 66-59
Jan. 28	Southern Utah*	W, 88-85 2OT
Feb. 2	UMKC*	W, 75-72 OT
Feb. 9	at IUPUI*	L, 76-94
Feb. 11	at Oakland*	L, 57-78
Feb. 16	Valparaiso*	L, 57-61
Feb. 18	Western Illinois*	L, 60-67
Feb. 23	at Southern Utah*	L, 79-86
Feb. 25	at Chicago State*	L, 48-62

Mid-Continent Conference Tournament
(Ft. Wayne, Ind.)

March 2 vs. Western Illinois W, 75-72 OT

March 4 vs. Oakland L, 71-74

* - Mid-Continent Conference Game

^ - Preseason WNIT (Boulder, Colo.)

- Bertha Teague Classic (Stillwater, Okla.)

\$ - Fun in the Sun Shootout (Cancun, Mexico)

2002-03 18-10 (7-7 Mid-Con)

Nov. 22	vs. Oklahoma State #	W, 67-47
Nov. 23	vs. #23/25 Oklahoma #	L, 42-70
Nov. 27	Tulsa	W, 74-66
Nov. 30	Lipscomb	W, 80-62
Dec. 3	at UT-Arlington	L, 55-62
Dec. 13	Okl. Panhandle State	W, 82-51



YEAR-BY-YEAR RESULTS

2002-03 18-10 (7-7 Mid-Con)

Continued

Dec. 15	UT-San Antonio %	W, 47-43
Dec. 17	Oklahoma State %	W, 72-65
Dec. 28	at Arkansas Pine-Bluff	W, 80-49
Dec. 30	St. Gregory's	W, 88-51
Jan. 3	at Lipscomb	W, 82-68
Jan. 7	Houston	W, 64-62
Jan. 11	at Chicago State*	L, 59-65
Jan. 13	at Southern Utah*	W, 66-49
Jan. 18	Oakland*	W, 88-66
Jan. 20	IUPUI*	W, 63-37
Jan. 25	at UMKC*	L, 62-73
Jan. 28	Texas-Pan American	W, 72-68
Feb. 1	at Western Illinois*	L, 33-68
Feb. 3	at Valparaiso*	L, 43-66
Feb. 8	Southern Utah*	W, 80-53
Feb. 10	Chicago State*	W, 69-38
Feb. 15	at IUPUI*	W, 55-52
Feb. 17	at Oakland*	W, 67-63
Feb. 22	UMKC*	L, 71-76
March 1	Valparaiso*	L, 65-80
March 3	Western Illinois*	L, 67-82
Mid-Continent Conference Tournament (Kansas City, Mo.)		
March 8	vs. Valparaiso	L, 56-94
* - Mid-Continent Conference Game		
# - Bertha Teague Classic (Tulsa, Okla.)		
% - Fun in the Sun Shootout (Cancun, Mexico)		

2003-04 17-13 (9-7 Mid-Con)

Nov. 22	Oklahoma^	L, 42-90
Nov. 25	UT-Arlington	L, 71-74
Nov. 29	Bacone	W, 119-29
Dec. 1	at Tulsa	L, 60-67
Dec. 6	Newman	W, 98-49
Dec. 12	at Southwest Missouri State	L, 37-90
Dec. 14	at Texas-Pan American	W, 67-57
Dec. 16	Arkansas-Pine Bluff	W, 89-63
Dec. 20	at San Diego State	W, 63-54
Dec. 22	at San Diego	L, 57-77
Dec. 29	at Texas State	W, 70-56
Jan. 3	at UMKC*	L, 56-60
Jan. 5	at Southern Utah*	W, 75-65
Jan. 10	Valparaiso*	W, 67-66
Jan. 12	Western Illinois*	L, 45-54
Jan. 17	at Chicago State*	W, 63-54
Jan. 19	Centenary*	W, 68-67
Jan. 24	at IUPUI*	L, 62-67 OT
Jan. 26	at Oakland*	L, 45-61
Feb. 2	UMKC*	L, 52-79
Feb. 7	IUPUI*	W, 89-65
Feb. 14	at Western Illinois*	L, 46-71
Feb. 16	at Valparaiso*	L, 47-65
Feb. 21	Oakland*	W, 70-63
Feb. 23	Chicago State*	W, 75-52
Feb. 28	Southern Utah*	W, 67-66
March 1	at Centenary*	W, 81-50
Mid-Continent Conference Tournament (Kansas City, Mo.)		
March 6	vs. Oakland	W, 57-49
March 8	vs. Western Illinois	W, 72-70 OT
March 9	vs. Valparaiso	L, 63-64
* - Mid-Continent Conference Game		
^ - Bertha Teague Classic (Oklahoma City, Okla.)		

2004-05 22-9 (10-6 Mid-Con)

• Mid-Con Tournament Champions		
• NCAA Tournament Chattanooga Region		
Nov. 19	Texas State	W, 93-52
Nov. 22	Evangel	W, 62-44
Nov. 26	Texas-Pan American	W, 75-65
Nov. 30	Tulsa	L, 64-68
Dec. 4	Oklahoma State #	W, 65-61 OT
Dec. 9	at #13/13 Texas Tech	L, 46-79
Dec. 13	St. Gregory's	W, 103-40
Dec. 16	at Wichita State	W, 73-57
Dec. 19	Memphis^	W, 87-79
Dec. 20	UMKC^	W, 59-52
Dec. 30	at Lamar	W, 52-50
Jan. 3	Oakland*	L, 58-65
Jan. 6	at IUPUI*	W, 68-64 2OT
Jan. 8	at Valparaiso*	L, 55-72
Jan. 11	Southern Utah*	L, 43-49
Jan. 15	Centenary*	W, 59-44
Jan. 22	at Chicago State*	W, 62-50
Jan. 24	at Oakland*	L, 55-77
Jan. 29	UMKC*	W, 62-41
Jan. 31	at Centenary*	W, 87-48
Feb. 3	IUPUI*	W, 88-52
Feb. 7	Western Illinois*	W, 53-48
Feb. 12	Chicago State*	W, 58-54
Feb. 19	at Western Illinois*	L, 52-67
Feb. 21	at UMKC*	W, 72-68
Feb. 26	Valparaiso*	L, 58-69
Feb. 28	at Southern Utah*	W, 73-71
Mid-Continent Conference Tournament (Tulsa, Okla.)		
March 6	vs. Chicago State	W, 46-44
March 7	vs. Western Illinois	W, 43-37
March 8	vs. UMKC	W, 48-42
NCAA Tournament Chattanooga Regional (Dallas, Texas)		
March 19	vs. #13/11 Texas	L, 47-64
* - Mid-Continent Conference Game		
# - Bertha Teague Classic (Mabee Center)		
^ - Fun in the Sun Shootout (Cancun, Mexico)		

2005-06 16-12 (10-6 Mid-Con)

Nov. 11	at New Mexico \$	L, 52-69
Nov. 21	Jackson State	W, 96-70
Nov. 23	Southwestern Oklahoma State	W, 72-61
Nov. 26	Lamar	W, 111-84
Dec. 3	vs. #19/20 Oklahoma #	L, 76-107
Dec. 5	Wichita State	W, 81-49
Dec. 10	at Tulsa	L, 73-88
Dec. 15	at Texas Tech	L, 58-99
Dec. 19	vs. Mount St. Mary's^	W, 94-78
Dec. 20	vs. Missouri State^	L, 85-90
Dec. 30	Bethany	W, 86-74
Jan. 2	at Chicago State*	W, 65-59
Jan. 4	at Southern Utah*	W, 92-71
Jan. 7	Western Illinois*	L, 56-68
Jan. 9	at Valparaiso*	L, 54-81
Jan. 16	IUPUI*	L, 58-61
Jan. 23	UMKC*	L, 62-73
Jan. 28	at Western Illinois*	W, 47-37
Jan. 30	at Centenary*	W, 72-50
Feb. 4	Chicago State*	W, 53-49
Feb. 6	Southern Utah*	W, 71-56
Feb. 11	at IUPUI*	L, 46-50
Feb. 13	Oakland*	L, 70-72
Feb. 18	at UMKC*	W, 60-50

Feb. 20	at Oakland*	W, 55-54
Feb. 25	Centenary*	W, 70-43
Feb. 27	Valparaiso*	W, 53-31
Mid-Continent Conference Tournament (Tulsa, Okla.)		
March 5	vs. Oakland	L, 37-50
\$ - Preseason WNIT (Albuquerque, N.M.)		
* - Mid-Continent Conference Game		
# - Bertha Teague Classic (Stillwater, Okla.)		
^ - Fun in the Sun Shootout (Cancun, Mexico)		

2006-07 22-11 (8-6 Mid-Con)

• Mid-Con Tournament Champions		
• NCAA Tournament Dallas Regional		
Nov. 11	North Dakota State	W, 82-67
Nov. 18	at Central Arkansas	W, 93-59
Nov. 20	Tulsa	W, 74-61
Nov. 22	Southern	W, 88-46
Nov. 25	at #25/RV Texas	L, 40-79
Nov. 29	Arkansas Pine-Bluff	W, 74-54
Dec. 2	vs. Oklahoma State^	L, 53-78
Dec. 6	at Wichita State	W, 71-55
Dec. 14	at Texas Tech	L, 67-79
Dec. 16	St. Gregory's	W, 111-42
Dec. 21	at Creighton	L, 64-72
Dec. 29	Evangel	W, 87-46
Dec. 30	Central Arkansas	W, 88-55
Jan. 6	Valparaiso*	L, 54-57
Jan. 8	Western Illinois*	L, 41-44
Jan. 13	at UMKC*	W, 66-45
Jan. 15	at Southern Utah*	L, 45-58
Jan. 19	Texas-Pan American	W, 68-47
Jan. 22	at Centenary*	W, 86-61
Jan. 27	IUPUI*	W, 71-56
Jan. 29	Oakland*	L, 64-58 OT
Feb. 3	at Western Illinois*	W, 55-52
Feb. 5	at Valparaiso*	L, 56-66
Feb. 10	Southern Utah*	W, 60-52
Feb. 12	UMKC*	W, 62-53
Feb. 17	Chicago State	W, 76-55
Feb. 19	Centenary*	W, 87-58
Feb. 24	at Oakland*	W, 60-57
Feb. 26	at IUPUI*	L, 56-60

Mid-Continent Conference Tournament (Tulsa, Okla.)		
March 4	vs. UMKC	W, 52-44
March 5	vs. Valparaiso	W, 69-63
March 6	vs. Oakland	W, 72-55
NCAA Tournament Dallas Regional (Minneapolis, Minn.)		
March 17	vs. #11/15 Purdue	L, 42-63
* - Mid-Continent Conference Game		
^ - Bertha Teague Classic (Tulsa, Okla.)		

2007-08 19-14 (10-8 Summit)

• Summit League Tournament Champions		
• NCAA Tournament Oklahoma City Regional		
Nov. 10	Cameron	W, 70-50
Nov. 13	at Tulsa	W, 48-33
Nov. 17	Northern Colorado	W, 83-56
Nov. 24	at Central Arkansas	W, 73-54
Dec. 1	at Texas Southern	L, 48-52
Dec. 3	at Boise State	L, 64-73
Dec. 8	South Dakota State*	W, 67-57
Dec. 10	North Dakota State*	W, 73-68 OT
Dec. 15	Missouri State	W, 96-79



YEAR-BY-YEAR RESULTS

Dec. 18	at Texas Tech	L, 61-91
Dec. 21	Creighton	L, 57-60
Dec. 28	at #24/25 Oklahoma State	L, 65-83
Jan. 1	at Texas-Pan American	W, 60-40
Jan. 5	at Centenary*	W, 77-57
Jan. 12	at Oakland*	L, 57-71
Jan. 14	at IPFW	W, 81-62
Jan. 19	Western Illinois*	L, 46-60
Jan. 21	IUPUI*	L, 49-68
Jan. 26	at Southern Utah*	L, 49-52
Jan. 28	at UMKC*	W, 67-63
Feb. 2	Centenary*	W, 79-35
Feb. 9	IPFW*	W, 88-71
Feb. 11	Oakland*	W, 73-66
Feb. 16	at IUPUI*	L, 66-69
Feb. 18	at Western Illinois*	L, 51-54
Feb. 23	UMKC*	W, 65-56
Feb. 25	Southern Utah*	W, 71-42
March 1	at North Dakota State*	L, 72-75 2OT
March 3	at South Dakota State*	L, 67-88
Summit League Tournament (Tulsa, Okla.)		
March 9	vs. IPFW	W, 82-67
March 10	vs. Oakland	W, 71-61
March 11	vs. IUPUI	W, 66-53
NCAA Tournament Oklahoma City Regional (West Lafayette, Ind.)		
March 23	vs. #3/3 Tennessee	L, 55-94

* - Summit League Game

2008-09 11-17 (6-10 Summit)

Nov. 15	at Marquette	L, 67-89
Nov. 18	Wichita State	W, 89-76
Nov. 22	Tulsa	W, 65-50
Nov. 24	Central Arkansas	W, 75-42
Nov. 26	at Missouri State	W, 56-51
Nov. 29	Houston Baptist	W, 101-59
Dec. 2	at Nebraska	L, 51-70
Dec. 6	at South Dakota State*	L, 62-76
Dec. 8	at North Dakota State*	L, 57-76
Dec. 16	at #22/23 Oklahoma State	L, 48-58
Dec. 19	vs. USC Upstate^	W, 82-60
Dec. 20	vs. UT-San Antonio^	L, 62-74
Dec. 29	Sam Houston State	W, 83-41
Jan. 3	Centenary*	W, 95-42
Jan. 10	Oakland*	L, 48-62
Jan. 12	IPFW*	W, 78-71
Jan. 17	at Western Illinois*	L, 71-81
Jan. 19	at IUPUI*	L, 51-59
Jan. 24	Southern Utah*	W, 64-59 +
Jan. 26	UMKC*	W, 68-59 +
Jan. 31	at Centenary*	L, 56-67
Feb. 7	at IPFW*	L, 64-67
Feb. 9	at Oakland*	L, 75-79 OT
Feb. 14	IUPUI*	L, 57-62
Feb. 16	Western Illinois*	L, 58-63
Feb. 21	at UMKC*	W, 58-55
Feb. 23	at Southern Utah*	W, 76-74 OT
Feb. 28	North Dakota State*	L, 55-64
March 2	#17/14 South Dakota State*	L, 64-71
Summit League Tournament (Sioux Falls, S.D.)		
March 7	vs. #17/14 South Dakota State	L, 49-77

* - Summit League Game

^ - Cozumel Cup (Cozumel, Mexico)

+ - Due to Summit League sanctions, ORU vacated the records of two games in 2008-09

2009-10 23-10 (15-3 Summit)

• Summit League Regular Season Champions
• Women's NIT

Nov. 13	Texas-Pan American	W, 98-65
Nov. 15	at #19/RV Kansas	L, 80-106
Nov. 20	La Salle	W, 76-55
Nov. 28	at Houston Baptist	W, 107-67
Nov. 30	at Sam Houston State	W, 101-85
Dec. 1	at #17/17 Texas	L, 80-94
Dec. 5	Southern Utah*	W, 109-62
Dec. 7	UMKC*	W, 99-72
Dec. 12	at Tulsa	W, 74-69 OT
Dec. 16	at #6/5 Baylor	L, 76-101
Dec. 19	Missouri State	L, 81-99
Dec. 22	at Oklahoma State	L, 65-90
Dec. 28	Evangel	W, 82-66
Jan. 2	at North Dakota State*	L, 66-68
Jan. 4	at South Dakota State*	W, 81-72
Jan. 9	IPFW*	L, 72-74
Jan. 11	Oakland*	W, 77-62
Jan. 16	at Western Illinois*	W, 82-57
Jan. 18	at IUPUI*	W, 85-60
Jan. 23	at Centenary*	W, 95-65
Jan. 30	South Dakota State*	W, 86-75
Feb. 1	North Dakota State*	W, 81-75
Feb. 6	at Oakland*	W, 91-87
Feb. 8	at IPFW*	L, 83-96
Feb. 13	IUPUI*	W, 114-43
Feb. 15	Western Illinois*	W, 82-52
Feb. 20	Centenary*	W, 95-38
Feb. 27	at UMKC*	W, 93-79
March 1	at Southern Utah*	W, 94-70
Summit League Tournament (Sioux Falls, S.D.)		
March 6	vs. Southern Utah	W, 97-81
March 8	vs. UMKC	W, 77-71
March 9	vs. South Dakota State	L, 75-79 OT
Women's NIT First Round (Springfield, Mo.)		
March 19	at Missouri State	L, 53-75

* - Summit League Game

2010-11 23-11 (16-2 Summit)

• Summit League Regular Season Champions
• Women's NIT 3rd Round

Nov. 12	UT-Arlington	W, 110-58
Nov. 14	North Texas	W, 120-87
Nov. 16	Tulsa	L, 85-86
Nov. 19	vs. Harvard^	L, 76-84
Nov. 20	vs. Villanova^	L, 52-61
Nov. 22	at La Salle	L, 67-87
Nov. 27	Houston	L, 89-93
Nov. 30	at Missouri State	W, 75-66
Dec. 2	at Western Illinois*	W, 68-66
Dec. 4	at IUPUI*	W, 83-70
Dec. 16	at Arkansas	L, 63-80
Dec. 22	at Oklahoma State	L, 48-77
Dec. 29	IPFW*	W, 91-78
Dec. 31	Oakland*	W, 96-74
Jan. 3	Northeastern State	W, 83-57
Jan. 8	at South Dakota State*	W, 77-62
Jan. 10	at North Dakota State*	W, 84-74
Jan. 15	UMKC*	W, 90-79
Jan. 17	Southern Utah*	W, 115-75
Jan. 22	Centenary*	W, 92-55
Jan. 29	at IPFW*	W, 76-74
Jan. 31	at Oakland*	W, 80-72 2OT
Feb. 5	North Dakota State*	W, 98-69
Feb. 7	South Dakota State*	W, 85-78

Feb. 12	at Southern Utah*	L, 93-101
Feb. 14	at UMKC*	L, 77-81
Feb. 19	at Centenary*	W, 101-66
Feb. 26	Western Illinois*	W, 101-75
Feb. 28	IUPUI*	W, 96-66
Summit League Tournament (Sioux Falls, S.D.)		
March 5	vs. Western Illinois	W, 108-79
March 7	vs. Oakland	L, 62-96
Women's NIT First Round (Ft. Worth, Texas)		
March 17	at TCU	W, 78-74
Women's NIT Second Round (Tulsa, Okla.)		
March 21	Tulane	W, 92-86
Women's NIT Third Round (Tulsa, Okla.)		
March 23	Arkansas	L, 59-78

* - Summit League Game

^ - Navy Classic (Annapolis, Md.)

2011-12 20-11 (14-4 Summit)

• Women's NIT

Nov. 11	Drury	W, 80-53
Nov. 13	at Wisconsin	W, 80-63
Nov. 16	at North Texas	W, 70-60
Nov. 19	Louisiana Tech	W, 92-71
Nov. 22	at Houston	W, 76-60
Nov. 26	Missouri State	L, 79-85
Nov. 29	at Tulsa	L, 57-65
Dec. 3	Southern Utah*	W, 103-53
Dec. 10	at Arkansas	L, 37-65
Dec. 13	UALR	W, 78-63
Dec. 15	Grambling	L, 80-89 OT
Dec. 21	at Kansas	L, 68-85
Dec. 29	at South Dakota*	W, 66-53
Dec. 31	at UMKC*	L, 79-92
Jan. 7	South Dakota State*	W, 71-65
Jan. 9	North Dakota State*	W, 92-66
Jan. 14	at IUPUI*	L, 48-72
Jan. 16	at Western Illinois*	W, 78-66
Jan. 21	Oakland*	W, 62-53
Jan. 23	IPFW*	W, 102-62
Jan. 28	UMKC*	W, 83-70
Jan. 30	South Dakota*	L, 57-60
Feb. 4	at North Dakota State*	W, 84-75
Feb. 6	at South Dakota State*	L, 51-70
Feb. 11	Western Illinois*	W, 84-69
Feb. 13	IUPUI	W, 67-55
Feb. 18	at IPFW*	W, 62-61 OT
Feb. 20	at Oakland*	W, 77-51
Feb. 25	at Southern Utah*	W, 54-47
Summit League Tournament (Sioux Falls, S.D.)		
March 3	Western Illinois	L, 71-83
Women's NIT First Round (Wichita, Kan.)		
March 16	at Wichita State	L, 57-79

* - Summit League Game



YEAR-BY-YEAR RESULTS

THE MISTI CUSSEN ERA



NINE SEASONS • 130-137

Misti Cussen was an instant success as ORU's 10th head coach. Her first Golden Eagle team captured SLC regular season and tournament titles and reached the NCAA Tournament.



>>> Misti Cussen's first season in charge ended with a 72-66 victory over Sam Houston State in the Southland Conference Championship Game. With the victory, ORU clinched their sixth NCAA Tournament appearance

2012-13 18-13 (13-5 Southland)

- SLC Regular Season Co-Champions
- SLC Tournament Champions
- NCAA Tournament Oklahoma City Regional

Nov. 9	Tulsa	W, 64-53
Nov. 16	at UT-Arlington	W, 73-41
Nov. 19	Arkansas	L, 57-80
Nov. 21	at UALR	L, 47-79
Nov. 29	at Missouri State	L, 72-73 OT
Dec. 5	Evangel	W, 96-34
Dec. 12	at #3/3 Baylor	L, 56-94
Dec. 14	at Louisiana Tech	L, 59-61
Dec. 20	at #RV/21 Nebraska	L, 67-80
Dec. 28	at DePaul	L, 74-97
Jan. 3	at Southeastern Louisiana*	W, 81-62
Jan. 5	at Nicholls State*	L, 66-69
Jan. 10	Northwestern State*	W, 66-55
Jan. 12	Stephen F. Austin*	W, 63-56
Jan. 17	at Texas A&M-Corpus Christi*	W, 58-41
Jan. 19	at Sam Houston State*	L, 47-54
Jan. 24	Lamar*	W, 77-48
Jan. 26	McNeese State*	L, 71-72
Jan. 31	Nicholls State*	W, 84-56
Feb. 2	Southeastern Louisiana*	W, 90-48
Feb. 7	at Northwestern State*	L, 63-67
Feb. 9	at Stephen F. Austin*	W, 68-64
Feb. 14	Sam Houston State*	W, 90-40
Feb. 16	Texas A&M-Corpus Christi*	W, 81-59
Feb. 19	Central Arkansas*	W, 76-69
Feb. 28	at McNeese State*	L, 71-76
March 2	at Lamar*	W, 62-55
March 9	at Central Arkansas*	W, 68-53
Southland Conference Tournament (Katy, Texas)		
March 15	vs. McNeese State	W, 79-66
Match 16	vs. Sam Houston State	W, 72-66
NCAA Tournament Oklahoma City Regional (Knoxville, Tenn.)		
March 23	at #10/9 Tennessee	L, 62-83

* - Southland Conference Game

2013-14 9-20 (8-10 Southland)

Nov. 8	USAO	W, 89-68
Nov. 10	at Kansas	L, 62-84
Nov. 13	at Arkansas	L, 33-91
Nov. 22	Navy	L, 64-89
Nov. 26	at Tulsa	L, 58-72
Nov. 30	UALR	L, 51-53
Dec. 4	at Missouri	L, 64-86
Dec. 16	at Northwestern	L, 54-84
Dec. 18	at Marquette	L, 71-79 OT
Dec. 29	at #18/15 Nebraska	L, 53-89
Jan. 2	Houston Baptist*	W, 85-73
Jan. 4	Texas A&M-Corpus Christi*	L, 53-58
Jan. 11	Central Arkansas*	W, 70-60
Jan. 16	at Abilene Christian*	L, 56-70
Jan. 18	at Incarnate Word*	L, 64-67
Jan. 23	Stephen F. Austin*	W, 64-55
Jan. 25	Northwestern State*	W, 62-55
Jan. 30	at Nicholls State*	L, 60-71
Feb. 1	at McNeese State*	L, 57-73
Feb. 6	New Orleans*	W, 93-62
Feb. 8	Southeastern Louisiana*	W, 81-78
Feb. 13	at Houston Baptist*	L, 75-84
Feb. 15	at Texas A&M-Corpus Christi*	L, 53-61
Feb. 22	at Central Arkansas*	L, 54-62
Feb. 27	Lamar*	W, 84-78
March 2	Sam Houston State*	W, 80-50
March 6	at Stephen F. Austin*	L, 52-72
March 8	at Northwestern State*	L, 49-71
Southland Conference Tournament (Katy, Texas)		
March 13	vs. Nicholls State	L, 66-77

* - Southland Conference Game

2014-15 18-16 (9-7 Summit)

- WBI Semifinals

Nov. 14	at #8/#8 Baylor	L, 60-101
Nov. 17	at #4/#4 Tennessee	L, 46-62
Nov. 21	Tulsa	W, 73-71
Nov. 24	Missouri State	W, 70-57
Nov. 26	at UALR	L, 43-54
Nov. 28	vs. North Carolina A&T^	L, 38-47
Nov. 29	vs. Austin Peay^	W, 73-60
Dec. 2	Southwestern Christian	W, 88-40
Dec. 6	Eastern Michigan	W, 63-62
Dec. 12	Grand Canyon	L, 54-51
Dec. 14	at Kansas State	L, 47-53
Dec. 20	at Wisconsin	L, 70-52
Dec. 29	St. Gregory's	W, 86-61
Jan. 2	at North Dakota State*	L, 64-77
Jan. 4	at Denver*	L, 57-66
Jan. 8	South Dakota*	W, 81-65
Jan. 11	at IPFW*	L, 63-73
Jan. 15	IUPUI*	W, 84-72
Jan. 17	Western Illinois*	W, 76-73
Jan. 24	Omaha*	W, 74-53
Jan. 29	at South Dakota State*	L, 46-71
Jan. 31	at South Dakota*	L, 70-93
Feb. 4	at Omaha*	W, 66-52
Feb. 7	Denver*	W, 65-44
Feb. 11	North Dakota State*	W, 67-41
Feb. 13	South Dakota State*	L, 52-66
Feb. 19	at Western Illinois*	W, 68-61
Feb. 21	at IUPUI*	L, 52-85
Feb. 28	IPFW*	W, 84-56
Summit League Tournament (Sioux Falls, S.D.)		
March 8	vs. North Dakota State	W, 71-58
March 9	vs. South Dakota State	L, 48-59
WBI First Round (San Marcos, Texas)		
March 18	at Texas State	W, 57-54
WBI Quarterfinals (Albuquerque, N.M.)		
March 23	at New Mexico	W, 63-61
WBI Semifinal (Lafayette, La.)		
March 26	at Louisiana	L, 64-65

* - Summit League Game



YEAR-BY-YEAR RESULTS

2015-16 14-16 (10-6 Summit)

• WBI Semifinals

Nov. 7	Rockhurst (Exhibition)	W, 69-65
Nov. 14	Evangel	W, 89-46
Nov. 16	at Grand Canyon	L, 66-64
Nov. 20	at Tulsa	W, 59-53
Nov. 24	Little Rock	L, 66-52
Nov. 27	Oklahoma State	L, 59-55
Nov. 29	at Michigan	L, 61-44
Dec. 1	at Eastern Michigan	L, 77-69
Dec. 10	at Arkansas	L, 65-50
Dec. 12	at Missouri State	L, 72-64
Dec. 15	Lyon College	L, 68-49
Dec. 17	at #4 Baylor	L, 97-39
Dec. 22	at Kansas	W, 70-63
Jan. 1	at Western Illinois*	L, 72-61
Jan. 3	at IUPUI*	W, 52-47
Jan. 6	South Dakota*	W, 60-56
Jan. 9	at North Dakota St.*	W, 52-42
Jan. 16	Fort Wayne*	W, 61-59
Jan. 21	at Omaha*	W, 67-65
Jan. 23	Denver*	W, 65-33
Jan. 27	South Dakota State*	L, 68-50
Jan. 30	IUPUI*	L, 57-54
Feb. 4	North Dakota State*	W, 59-58
Feb. 7	at Denver*	W, 69-56
Feb. 11	at South Dakota State*	L, 60-48
Feb. 13	at South Dakota*	L, 71-48
Feb. 17	at Fort Wayne*	L, 54-48
Feb. 20	Western Illinois*	W, 79-55
Feb. 25	Omaha*	W, 67-58

Summit League Tournament (Sioux Falls, S.D.)

March 6	vs. Western Illinois	W, 68-55
March 7	vs. South Dakota	L, 78-61

* - Summit League Game

2016-17 15-15 (7-9 Summit)

Nov. 5	Rogers State (Exhibition)	W, 77-60
Nov. 11	at Iowa	L, 96-76
Nov. 13	at Northwestern	L, 64-55
Nov. 17	Tulsa	W, 76-68
Nov. 23	at Kansas	L, 64-56 (2OT)
Nov. 26	at Houston Baptist	W, 75-65
Nov. 29	USAO	W, 67-35
Dec. 1	at Little Rock	L, 56-50
Dec. 4	at No. 12 Oklahoma	W, 74-67
Dec. 7	Missouri State	W, 78-56
Dec. 10	Tennessee-Martin	W, 82-53
Dec. 14	Mid-America Christian	W, 98-63
Dec. 17	at No. 23 Arizona State	L, 79-52
Dec. 21	at Arkansas	W, 70-60
Dec. 28	at Omaha*	W, 67-65
Dec. 31	Fort Wayne*	W, 82-56
Jan. 7	at Western Illinois*	L, 76-72 (OT)
Jan. 11	South Dakota*	L, 69-47
Jan. 14	South Dakota State*	L, 78-57
Jan. 19	at IUPUI*	L, 53-41
Jan. 21	at Fort Wayne*	W, 75-59
Jan. 25	Denver*	L, 47-45
Jan. 28	North Dakota State*	W, 70-50
Feb. 1	Western Illinois*	L, 76-62
Feb. 4	IUPUI*	W, 54-45
Feb. 8	at South Dakota State*	L, 82-35
Feb. 11	Omaha*	L, 64-49
Feb. 15	at South Dakota*	L, 79-50
Feb. 19	at Denver*	W, 70-57
Feb. 25	North Dakota State*	W, 71-64

Summit League Tournament (Sioux Falls, S.D.)

March 5	vs. South Dakota State	L, 71-64
---------	------------------------	----------

* - Summit League Game

2017-18 17-13 (7-7 Summit)

Nov. 4	NWOSU (Exhibition)	W, 109-60
Nov. 11	at TCU	L, 72-58
Nov. 13	at UT Arlington	L, 70-46
Nov. 17	Oklahoma Panhandle	W, 88-35
Nov. 20	Arkansas	L, 77-66
Nov. 25	Houston Baptist	W, 78-56
Nov. 29	at Tulsa	W, 53-41
Dec. 1	Long Beach State#	W, 64-58
Dec. 2	Cal. St. Fullerton	W, 60-50
Dec. 6	at UMKC	W, 76-73 (OT)
Dec. 10	at Missouri State	L, 76-66
Dec. 15	Alcorn State^	W, 76-52
Dec. 16	Chicago State^	W, 73-43
Dec. 21	at Utah	L, 71-50
Dec. 30	at Omaha*	W, 82-53
Jan. 4	at Fort Wayne*	W, 73-48
Jan. 6	at Western Illinois*	L, 56-49
Jan. 11	North Dakota State*	W, 71-48
Jan. 13	South Dakota State*	L, 77-70
Jan. 17	South Dakota*	L, 73-68
Jan. 20	Denver*	W, 90-60
Jan. 23	Central Christian College	W, 118-47
Feb. 1	Fort Wayne*	W, 66-45
Feb. 3	Western Illinois*	L, 85-63
Feb. 8	at North Dakota State*	W, 64-57
Feb. 10	at South Dakota State*	L, 96-72
Feb. 15	at Denver*	L, 70-54
Feb. 17	at South Dakota*	L, 72-55
Feb. 21	Omaha*	W, 72-56

Summit League Tournament (Sioux Falls, S.D.)

March 4	vs. Denver	W, 76-71
March 5	vs. South Dakota	L, 65-53

* - Summit League Game

- Lady Griz Classic (Missoula, Mont.)

^ - Shocker Winter Classic (Wichita, Kan.)

2018-19 18-13 (10-6 Summit)

Nov. 2	Rockhurst (Exhibition)	W, 95-31
Nov. 6	Harris-Stowe	W, 74-46
Nov. 9	at No. 13 Iowa	L, 90-77
Nov. 13	at Kansas	L, 70-58
Nov. 17	Tulsa	L, 76-68
Nov. 20	UMKC	W, 75-64
Nov. 24	at Texas State	W, 81-64
Nov. 28	at Arkansas	L, 74-61
Dec. 1	Southern Utah	W, 64-59
Dec. 3	Central Christian (Kan.)	W, 94-47
Dec. 6	UT Arlington	L, 80-62
Dec. 14	at Sam Houston State	W, 73-62
Dec. 16	at Houston Baptist	W, 74-56
Dec. 21	at Oklahoma State	L, 89-69
Dec. 30	at Omaha*	W, 71-56
Jan. 2	North Dakota*	L, 75-67
Jan. 5	Western Illinois*	W, 68-64
Jan. 9	at Purdue Fort Wayne*	W, 72-61
Jan. 12	at South Dakota State*	L, 68-55
Jan. 18	South Dakota*	L, 76-72
Jan. 20	at Denver*	L, 93-76
Jan. 26	North Dakota State*	W, 101-72
Jan. 30	Purdue Fort Wayne*	W, 66-56
Feb. 2	South Dakota State*	L, 74-65
Feb. 6	Denver*	W, 74-66



YEAR-BY-YEAR RESULTS

Feb. 9	at South Dakota*	L, 75-64
Feb. 13	at North Dakota State*	W, 65-54
Feb. 16	at North Dakota*	W, 80-58
Feb. 23	at Western Illinois*	W, 92-85
Feb. 28	Omaha*	W, 65-64
Summit League Tournament (Sioux Falls, S.D.)		
March 10	vs. Western Illinois	W, 68-64
March 11	vs. South Dakota State	L, 86-55

2019-20 15-16 (9-7 Summit)

Nov. 2	Friends (Exhibition)	W, 82-28
Nov. 5	Central Christian	W, 114-60
Nov. 8	Texas State	W, 63-57
Nov. 11	Wichita State	W, 79-66
Nov. 14	at No. 23 Arkansas	L, 96-64
Nov. 18	at Kansas State	L, 109-69
Nov. 21	at Tulsa	L, 67-65
Nov. 23	Houston Baptist	L, 74-73
Nov. 30	Sam Houston State	W, 64-41
Dec. 3	at Southern Utah	L, 72-58
Dec. 5	at Utah	L, 78-58
Dec. 14	at Nebraska	L, 77-67
Dec. 20	at Oklahoma State	L, 78-44
Dec. 31	Rogers State	W, 80-40
Jan. 2	at South Dakota State*	L, 58-44
Jan. 4	at Omaha*	L, 60-54
Jan. 8	North Dakota State*	W, 70-62
Jan. 11	North Dakota*	W, 75-52
Jan. 16	at Purdue Fort Wayne*	W, 79-73
Jan. 18	at Western Illinois*	L, 75-61
Jan. 26	at No. 24 South Dakota*	L, 79-56
Jan. 30	Denver*	W, 84-72
Feb. 1	South Dakota State*	L, 76-61
Feb. 7	at North Dakota*	W, 86-72
Feb. 9	at North Dakota State*	W, 80-76 OT
Feb. 13	Omaha*	W, 84-57
Feb. 15	No. 20 South Dakota*	L, 77-73
Feb. 23	at Denver*	L, 91-79
Feb. 27	Western Illinois*	W, 71-60
Feb. 29	Purdue Fort Wayne*	W, 96-59
Summit League Tournament (Sioux Falls, S.D.)		
March 8	vs. Western Illinois	W, 74-66
March 9	vs. South Dakota	L, 65-43

2020-21 6-15 (4-8 Summit)

Nov. 25	at No. 14 Arkansas	L, 96-49
Nov. 29	at Oklahoma State	L, 73-54
Dec. 4	at Nebraska	L, 90-61
Dec. 6	at Kansas	L, 100-59
Dec. 10	Tarleton State	W, 66-56
Dec. 14	Rogers State	W, 71-60
Dec. 19	at Missouri	L, 88-49
Dec. 22	at TCU	L, 62-48
Jan. 8	North Dakota*	W, 84-71
Jan. 9	North Dakota*	W, 90-82
Jan. 15	at Denver*	L, 89-71
Jan. 16	at Denver*	W, 79-78
Jan. 23	Kansas City*	L, 101-93 (OT)
Jan. 24	Kansas City*	W, 71-67 (OT)
Feb. 5	at North Dakota State*	L, 70-49
Feb. 6	at North Dakota State*	L, 78-63
Feb. 13	South Dakota State*	L, 82-60
Feb. 14	South Dakota State*	L, 73-61
Feb. 20	at South Dakota*	L, 77-54
Feb. 21	at South Dakota*	L, 76-54
Summit League Tournament (Sioux Falls, S.D.)		
March 6	vs. South Dakota	L, 89-66

2021-22 16-15 (10-8 Summit)

Nov. 9	UNLV	L, 85-81
Nov. 15	at Colorado State	L, 71-56
Nov. 17	at SMU	L, 81-44
Nov. 21	Tulsa	L, 69-55
Nov. 27	Arkansas State	W, 81-62
Nov. 28	Little Rock	W, 74-56
Dec. 1	at Wichita State	L, 78-62
Dec. 5	USAO	W, 73-26
Dec. 10	Central Christian	W, 120-52
Dec. 13	at Tarleton State	L, 59-55
Dec. 15	at Abilene Christian	W, 69-66
Dec. 20	South Dakota*	L, 59-90
Dec. 22	South Dakota State*	L, 71-51
Jan. 1	at Omaha*	W, 50-45
Jan. 10	at Denver*	W, 62-53
Jan. 15	Kansas City*	W, 77-66
Jan. 17	St. Thomas*	W, 72-44
Jan. 20	at North Dakota*	L, 53-34
Jan. 22	at North Dakota State*	L, 74-70
Jan. 27	Omaha*	W, 64-55
Jan. 29	Denver*	L, 69-64 (OT)
Feb. 3	at Western Illinois*	W, 71-55
Feb. 5	at St. Thomas*	W, 73-67 (OT)
Feb. 12	at Kansas City*	L, 69-63
Feb. 14	Western Illinois*	W, 93-74
Feb. 17	North Dakota State*	W, 68-64
Feb. 19	North Dakota*	W, 89-73
Feb. 24	at South Dakota State*	L, 84-48
Feb. 26	at South Dakota*	L, 78-49

Summit League Tournament (Sioux Falls, S.D.)		
March 6	vs. North Dakota	W, 61-54
March 7	vs. South Dakota State	L, 72-53

2022-23 12-19 (8-10 Summit)

Nov. 7	#15 Oklahoma	L, 105-94
Nov. 11	at UNLV	L, 100-84
Nov. 14	at Oklahoma State	L, 103-66
Nov. 16	Wichita State	L, 89-67
Nov. 20	at Tulsa	L, 92-77
Nov. 23	at Little Rock	W, 74-62
Nov. 26	SMU	L, 72-55
Nov. 28	Central Christian	W, 100-40
Dec. 4	at Arkansas	L, 92-58
Dec. 11	Abilene Christian	W, 87-81
Dec. 14	at Texas Tech	L, 82-68
Dec. 19	at South Dakota State*	L, 83-80
Dec. 21	at South Dakota*	L, 101-57
Dec. 29	Omaha*	W, 75-63
Dec. 31	Denver*	W, 88-70
Jan. 7	at Kansas City*	L, 65-54
Jan. 12	at Western Illinois*	W, 94-90
Jan. 14	at St. Thomas*	L, 76-75
Jan. 19	North Dakota State*	W, 75-53
Jan. 21	North Dakota*	W, 96-91
Jan. 26	at Denver*	W, 93-83
Jan. 28	at Omaha*	W, 94-90 (OT)
Feb. 4	Kansas City*	W, 86-68
Feb. 9	St. Thomas*	L, 75-70
Feb. 11	Western Illinois*	L, 91-85
Feb. 16	at North Dakota*	L, 108-100
Feb. 18	at North Dakota State*	L, 103-86
Feb. 23	South Dakota*	L, 77-63
Feb. 25	South Dakota State*	L, 92-67

Summit League Tournament (Sioux Falls, S.D.)		
March 5	vs. South Dakota	W, 92-69
March 6	vs. South Dakota State	L, 87-60

2023-24 21-11(11-5 Summit)

Nov. 6	at TCU	L, 76-56
Nov. 9	Friends	W, 100-47
Nov. 12	at Oklahoma	L, 103-74
Nov. 14	MACU	W, 94-72
Nov. 18	Tulsa	W, 93-87
Nov. 22	UTRGV	W, 72-63
Nov. 29	at #10 Texas	L, 112-74
Dec. 11	Oklahoma Wesleyan	W, 112-48
Dec. 14	USAO	W, 94-67
Dec. 18	at #12 Kansas State	L, 102-59
Dec. 20	at Wichita State	W, 76-74
Dec. 29	Kansas City*	W, 76-61
Dec. 31	Denver*	W, 95-64
Jan. 3	Northern Colorado	W, 81-80
Jan. 6	at Sacramento State	W, 56-51
Jan. 11	at South Dakota*	W, 91-78
Jan. 13	at St. Thomas*	L, 73-72
Jan. 18	North Dakota*	W, 71-55
Jan. 20	North Dakota State*	W, 84-75
Jan. 25	at Omaha*	W, 88-78
Jan. 28	at South Dakota State*	L, 96-80
Feb. 3	at Denver*	L, 102-92
Feb. 8	St. Thomas*	W, 80-73
Feb. 10	South Dakota State*	L, 103-77
Feb. 15	at North Dakota State*	L, 83-73
Feb. 17	at North Dakota*	W, 102-57
Feb. 22	Omaha*	W, 87-78
Feb. 24	South Dakota*	W, 77-63
Mar. 2	at Kansas City*	W, 94-56

Summit League Tournament (Sioux Falls, S.D.)		
March 10	vs. North Dakota	W, 91-68
March 11	vs. North Dakota State	L, 75-66

WNIT First Round (Tulsa, Okla.)		
Mar. 21	vs Grambling State	L, 93-91



RECORD VS. CURRENT CONFERENCES

AMERICAN	55-41
Cincinnati	0-1
Houston	2-3
Memphis	2-8
SMU*	4-5
Tulane	1-2
Tulsa	34-12
Wichita State	12-10



Currently in the ACC - *

ACC	2-6
Clemson	0-1
Duke	0-1
Florida State	1-2
Miami (Fla.)	1-1
NC State	0-1



ATLANTIC SUN	3-0
Lipscomb	2-0
USC Upstate	1-0



ATLANTIC 10	6-3
Dayton	1-1
Fordham	1-0
La Salle	1-1
Saint Louis	3-1



BIG EAST	5-12
Butler	2-0
Creighton	1-7
DePaul	0-1
Georgetown	0-1
Marquette	0-2
Villanova	0-1
Xavier	2-0



BIG SKY	25-12
Northern Colorado	1-0
Sacramento State	1-0
Southern Utah	22-12
Weber State	1-0



BIG TEN	2-18
Illinois	0-1
Iowa	0-2
Michigan	0-2
Michigan State	1-0
Nebraska	0-8
Northwestern	0-2
Purdue	0-2
Wisconsin	1-1



BIG 12	45-106
Baylor	2-8
Iowa State	0-1
Kansas	1-15
Kansas State	2-7
Oklahoma*	15-22
Oklahoma State	15-29
Texas*	3-7
TCU	4-6
Texas Tech	3-11



Currently in the SEC - *

BIG WEST	5-5
Cal State Fullerton	2-1

Cal State Northridge	1-1
Hawai'i	1-3
Long Beach State	1-0



CONFERENCE USA	24-23
Florida Atlantic	1-0
Louisiana Tech	1-6
Middle Tennessee	0-2
North Texas	7-3
Old Dominion	0-1
Rice	0-1
Southern Miss	0-1
UTEP	9-4
UT-San Antonio	6-5



HORIZON	54-53
Detroit	1-1
Illinois-Chicago	1-1
IUPUI	18-15
Oakland	22-13
Valparaiso	7-18
Youngstown State	5-5



IVY LEAGUE	0-1
Harvard	0-1


MAAC	1-0
Fairfield	1-0



MAC	3-4
Akron	1-1
Buffalo	1-2
Eastern Michigan	1-1



MEAC	2-1
Delaware State	1-0
Hampton	1-0
North Carolina A&T	0-1




MISSOURI VALLEY	12-12
Drake	0-1
Evansville	1-1
Loyola (Ill.)	1-1
Missouri State	10-9




MOUNTAIN WEST	7-9
Boise State	0-1
Colorado State	0-1
Nevada	1-0
UNLV	0-3
New Mexico	3-3
San Diego State	1-1
Utah State	1-0
Wyoming	1-0



NORTHEAST	1-0
Mount St. Mary's	1-0



OHIO VALLEY	8-15
Ausitn Peay	1-0
Belmont	2-4
Eastern Illinois	0-1
Eastern Kentucky	1-0
Southeast Missouri State	2-7
Tennessee-Martin	2-3



PAC-12	1-14
Arizona State^	1-2
Cal #	0-2
UCLA*	0-1
Colorado^	0-1
Oregon*	0-1
USC*	0-1
Stanford #	0-1
Utah^	0-2
Washington State	0-3




Currently in the BIG TEN - *

Currently in the BIG 12 - ^

Currently in the ACC - #

PATRIOT	0-1
Navy	0-1



SEC	10-51
Arkansas	9-23
Auburn	0-2
Georgia	1-5
Ole Miss	0-2
Mississippi State	0-3
Missouri	0-7
Tennessee	0-3
Texas A&M	0-6
Vanderbilt	0-1



SOUTHERN	1-2
Furman	0-2
Wofford	1-0

SOUTHLAND	45-33
Abilene Christian	1-1
Central Arkansas	7-2
Houston Baptist	6-2
Incarinate Word	0-1
Lamar	6-4
McNeese State	2-5
New Orleans	3-3
Nicholls State	1-3
Northwestern State	2-4
Sam Houston State	7-3
Southeastern Louisiana	3-0
Stephen F. Austin	4-2
Texas A&M-Corpus Christi	3-3



SUMMIT	152-123
Denver	12-7
Kansas City	34-22
North Dakota	8-3
North Dakota State	20-9
Omaha	15-3
Purdue Fort Wayne	20-5
South Dakota	4-19
South Dakota State	6-29
St. Thomas	2-2
Western Illinois*	31-24




Previously in the Summit League - *

SUN BELT	17-14
Arkansas State	1-0
Georgia State	0-1
Little Rock	4-5
Louisiana	0-1
South Alabama	0-1



UT Arlington	6-6
Texas State	6-0

SWAC	24-9
Alcorn State	2-0
Arkansas-Pine Bluff	6-1
Grambling	0-3
Jackson State	3-0
Mississippi Valley State	1-3
Prairie View A&M	2-0
Southern	5-1
Texas Southern	5-1



WAC	36-10
Abilene Christian	1-0
Chicago State	19-3
Grand Canyon	0-1
New Mexico State	2-4
Tarleton State	1-1
Texas-Pan American	13-1



WEST COAST	1-4
BYU	0-1
Pepperdine	0-1
San Diego	0-1
San Francisco	1-1

NON-DIV. I OKLAHOMA COLLEGES	99-50
Bacone	1-0
Cameron	5-1
East Central	4-2
Langston	12-2
Mid America Christian	1-0
NE Oklahoma A&M	3-1
Northeastern State	8-3
NW Oklahoma State	6-4
Oklahoma Baptist	8-3
Oklahoma Christian	1-5
Oklahoma City	11-10
Oklahoma Wesleyan	2-2
Oklahoma Panhandle State	4-1
Phillips	8-6
Rogers State	2-0
SE Oklahoma State	3-1
Southern Nazarene	8-4
Southwestern Christian	1-0
SW Oklahoma State	2-4
St. Gregory's	5-0
USAO	4-1





RECORD VS. OPPONENTS



ABILENE CHRISTIAN

ORU leads, 2-1

01/16/14	at Abilene, Texas	L 56-70
12/15/21	at Abilene, Texas	W, 69-66
12/11/22	at TULSA	W, 87-81



AKRON

Tied, 1-1

01/07/88	TULSA	W, 79-65
12/31/95	Loretto, Pa.* (N)	L, 60-77

* Hoss's Red Flash Classic



ALABAMA

Alabama leads, 4-0

02/20/92	at Tuscaloosa, Ala.	L, 75-100
02/25/93	at Tuscaloosa, Ala.	L, 52-112
01/02/97	at Tuscaloosa, Ala.	L, 65-70
01/17/97	TULSA	L, 67-101



ALCORN STATE

ORU leads, 2-0

02/28/97	TULSA	W, 77-59
12/15/17	Wichita, Kan.#	W, 76-52

Shocker Winter Classic



ARIZONA STATE

Arizona State leads, 1-2

01/12/85	TULSA	W, 63-59
11/28/86	at Tempe, Ariz.*	L, 62-99
12/17/16	at Tempe, Ariz. (No. 23)	L, 79-52

* Dial Soap Classic



ARKANSAS

Arkansas leads, 24-9

02/05/77	TULSA	W, 69-37
02/16/78	at Fayetteville, Ark.	W, 88-71
02/03/79	at Fayetteville, Ark.	W, 63-46
01/19/80	at Fayetteville, Ark.	L, 64-66
03/07/81	TULSA^	W, 59-57
12/07/81	TULSA	W, 75-61
01/12/82	at Fayetteville, Ark.	L, 57-61
12/10/83	TULSA	W, 71-65
12/17/83	at Fayetteville, Ark.	L, 70-84
11/19/84	at Fayetteville, Ark.	L, 55-78
12/05/85	TULSA	W, 78-72
02/19/87	at Fayetteville, Ark.	L, 66-115
01/02/88	TULSA	W, 77-66
12/12/88	at Fayetteville, Ark.	L, 69-113
01/30/92	at Fayetteville, Ark.	L, 64-88
03/01/93	at Fayetteville, Ark.	L, 60-96
02/23/94	at Fayetteville, Ark.	L, 51-85
01/11/95	TULSA	L, 63-78
02/22/96	at Fayetteville, Ark.	L, 45-68
12/02/97	TULSA	L, 59-82
11/28/98	at Fayetteville, Ark.	L, 56-84
12/16/10	at Fayetteville, Ark.	L, 63-80
03/23/11	TULSA*	L, 59-78
12/10/11	at Fayetteville, Ark.	L 37-65
11/19/12	TULSA	L, 57-80

11/13/13	at Fayetteville, Ark.	L, 33-91
12/10/15	at Fayetteville, Ark.	L, 65-50
12/21/16	at Fayetteville, Ark.	W, 70-60
11/20/17	TULSA	L, 77-66
11/28/18	at Fayetteville, Ark.	L, 74-61
11/14/19	at Fayetteville, Ark.	L, 96-64
11/25/20	at Fayetteville, Ark.	L, 96-49
12/4/22	at Fayetteville, Ark.	L, 92-58

^ AIAW Regional Tournament

* Postseason WNIT



ARKANSAS STATE

ORU leads, 1-0

11/27/21	TULSA*	W, 81-62
----------	--------	----------

*ORU Thanksgiving Classic



LITTLE ROCK

Little Rock leads, 5-4

01/26/88	at Little Rock, Ark.	W, 84-66
12/13/11	TULSA	W 78-63
11/21/12	at Little Rock, Ark.	L, 47-79
11/30/13	TULSA	L, 51-53
11/26/14	at Little Rock, Ark.	L, 43-54
11/24/15	TULSA	L, 66-52
12/1/16	at Little Rock, Ark.	L, 56-50
11/28/21	TULSA*	W, 74-56
11/23/22	Little Rock, Ark.	W, 74-62

*ORU Thanksgiving Classic



ARKANSAS-MONTICELLO

UAM leads, 2-0

02/10/90	at Monticello, Ark.	L, 92-128
01/04/91	TULSA	L, 95-104



ARKANSAS-PINE BLUFF

ORU leads, 6-1

01/30/88	at Pine Bluff, Ark.	W, 70-68
02/06/88	TULSA	W, 81-75
02/24/90	at Pine Bluff, Ark.	L, 83-109
02/19/96	TULSA	W, 90-69
12/28/02	at Pine Bluff, Ark.	W, 80-49
12/16/03	TULSA	W, 89-63
11/29/06	TULSA	W, 74-54



ARKANSAS TECH

ORU leads, 1-0

11/29/00	TULSA	W, 71-62
----------	-------	----------



AUBURN

Auburn leads, 2-0

02/21/92	at Auburn, Ala.	L, 45-99
02/23/93	at Auburn, Ala.	L, 42-78



AUSTIN PEAY

ORU leads, 1-0

11/29/14	at Hattiesburg, Miss.	W, 73-60
----------	-----------------------	----------



BACONE

ORU leads, 1-0

11/29/03	TULSA	W, 119-29
----------	-------	-----------



BAYLOR

Baylor leads, 8-2

11/26/83	TULSA	W, 87-71
12/13/87	Pullman, Wash.* (N)	W, 86-73
01/29/94	TULSA	L, 65-84
01/07/95	at Waco, Texas	L, 49-78
12/30/00	at Waco, Texas	L, 56-80
11/30/01	TULSA	L, 46-74
12/16/09	at Waco, Texas	L, 76-109
12/12/12	at Waco, Texas	L, 56-94
11/14/14	at Waco, Texas	L, 60-101
12/17/15	at Waco, Texas	L, 97-39

* Whitman Cougar Classic



BELMONT

Belmont leads, 4-2

11/15/97	TULSA	L, 68-51
01/27/98	at Nashville, Tenn.	L, 56-63
11/19/98	at Nashville, Tenn.	L, 53-66
01/18/99	TULSA	W, 66-52
01/24/00	at Nashville, Tenn.	L, 74-86
01/29/01	TULSA	W, 58-53



BETHANY

ORU leads, 1-0

12/30/05	TULSA	W, 86-74
----------	-------	----------



BOISE STATE

Boise State leads, 1-0

12/03/07	at Boise, Idaho	L, 64-73
----------	-----------------	----------



BRIGHAM YOUNG

BYU leads, 1-0

01/10/88	TULSA	L, 87-100
----------	-------	-----------



BUFFALO

Buffalo leads, 2-1

01/03/98	at Buffalo, N.Y.	L, 27-68
02/02/98	TULSA	W, 71-55
02/28/98	Moline, Ill.* (N)	L, 52-63

* Mid-Continent Conference Tournament



BUTLER

ORU leads, 2-0

01/24/87	TULSA	W, 65-57
02/21/87	at Indianapolis, Ind.	W, 80-77



CALIFORNIA

Cal leads, 2-0

12/03/83	at Berkeley, Calif.*	L, 61-64
11/30/84	at Berkeley, Calif.*	L, 66-85

* Golden Bear Classic



UCLA

UCLA leads, 1-0

12/17/78	at Los Angeles, Calif.	L, 64-85
----------	------------------------	----------



RECORD VS. OPPONENTS



CAL POLY-POMONA

CPP leads, 2-0

11/27/78	TULSA	L, 61-63
11/24/79	Albuquerque, N.M. (N)	L, 76-82 OT



CAL STATE FULLERTON

ORU leads, 2-1

12/15/78	Pomona, Calif.* (N)	L, 69-75
12/20/98	at Fullerton, Calif.	W, 82-70
12/02/17	Missoula, Mont.#	W, 60-50

* Cal Poly Pomona Tournament

Lady Griz Classic



CAL STATE NORTHRIDGE

Tied, 1-1

01/14/95	TULSA	W, 64-56
12/22/99	at Northridge, Calif.	L, 55-70



CAMERON

ORU leads, 5-1

02/26/77	TULSA	W, 69-47
03/05/77	Chickasha, Okla.* (N)	W, 62-47
01/27/81	at Lawton, Okla.	L, 62-71
01/20/96	TULSA	W, 76-60
12/08/98	TULSA	W, 75-49
11/10/07	TULSA	W, 70-50

* Oklahoma Small College Tournament



CENTENARY

ORU leads, 15-1

01/19/04	TULSA	W, 68-67
03/01/04	at Shreveport, La.	W, 81-50
01/15/05	TULSA	W, 59-44
01/31/05	at Shreveport, La.	W, 87-48
01/30/06	at Shreveport, La.	W, 72-50
02/25/06	TULSA	W, 70-43
01/22/07	at Shreveport, La.	W, 86-61
02/19/07	TULSA	W, 87-58
01/05/08	at Shreveport, La.	W, 77-57
02/02/08	TULSA	W, 79-35
01/03/09	TULSA	W, 95-42
01/31/09	at Shreveport, La.	L, 56-67
01/23/10	at Shreveport, La.	W, 95-65
02/20/10	TULSA	W, 95-38
1/22/11	TULSA	W, 92-55
2/19/11	at Shreveport, La.	W, 101-66



CENTRAL ARKANSAS

ORU leads, 7-2

11/30/89	at Conway, Ark.	L, 66-109
11/18/06	at Conway, Ark.	W, 93-59
12/30/06	TULSA	W, 88-55
11/24/07	at Conway, Ark.	W, 73-54
11/24/08	TULSA	W, 75-42
02/19/13	TULSA	W, 76-69
03/09/13	at Conway, Ark.	W, 68-53
01/11/14	TULSA	W, 70-60
02/22/14	at Conway, Ark.	L, 54-62



CENTRAL CHRISTIAN (KAN.)

ORU leads, 5-0

1/23/18	TULSA	W, 118-47
12/03/18	TULSA	W, 94-47
11/05/19	TULSA	W, 114-60
12/10/21	TULSA	W, 120-52
11/28/22	TULSA	W, 100-40



CENTRAL MISSOURI

UCMU leads, 3-0

02/20/82	at Warrensburg, Mo.	L, 69-82
12/08/89	at Warrensburg, Mo.*	L, 66-107
12/07/90	at Warrensburg, Mo.*	L, 76-97

* CMU/Jennies Classic



CHICAGO STATE

ORU leads, 19-3

01/24/98	TULSA	W, 90-46
02/19/98	at Chicago, Ill.	W, 80-56
02/04/99	TULSA	W, 75-56
01/28/99	at Chicago, Ill.	W, 86-52
01/08/00	at Chicago, Ill.	W, 71-62
02/03/00	TULSA	W, 74-56
01/15/01	at Chicago, Ill.	L, 77-81
02/17/01	TULSA	W, 69-45
03/05/01	Ft. Wayne, Ind* (N)	W, 53-35
01/26/02	TULSA	W, 66-59
02/25/02	at Chicago, Ill.	L, 48-62
01/11/03	at Chicago, Ill.	L, 59-65
02/10/03	TULSA	W, 69-38
01/17/04	at Chicago, Ill.	W, 63-54
01/22/05	at Chicago, Ill.	W, 62-50
02/23/04	TULSA	W, 75-52
02/12/05	TULSA	W, 58-54
03/06/05	Tulsa, Okla.* (N)	W, 46-44
01/02/06	at Chicago, Ill.	W, 65-59
02/04/06	TULSA	W, 53-49
02/17/07	TULSA	W, 76-55
12/16/17	Wichita, Kan.#	W, 73-43

* Mid-Continent Conference Tournament

Shocker Winter Classic



CINCINNATI

Cincinnati leads, 1-0

11/22/97	at Cincinnati, Ohio	L, 42-70
----------	---------------------	----------



CLEMSON

Clemson leads, 1-0

02/27/92	at Clemson, S.C.	L, 54-98
----------	------------------	----------



COLORADO

Colorado leads, 1-0

11/09/01	at Boulder, Colo.*	L, 49-78
----------	--------------------	----------

* Preseason WNIT



COLORADO STATE

COLORADO STATE LEADS, 1-0

11/15/21	at Fort Collins, Colo.	L, 56-71
----------	------------------------	----------



COLORADO STATE-PUEBLO

(formerly Southern Colorado)

ORU leads, 1-0

12/08/90	Warrensburg, Mo.* (N)	W, 76-74
----------	-----------------------	----------

* Jennies Classic



CREIGHTON

Creighton leads, 7-1

01/05/84	TULSA	W, 81-64
01/04/86	at Omaha, Neb.	L, 63-81
01/21/89	TULSA	L, 94-100
12/06/89	at Omaha, Neb.	L, 63-115
01/01/91	at Omaha, Neb.	L, 71-105
12/17/91	at Omaha, Neb.	L, 77-98
12/21/06	at Omaha, Neb.	L, 64-72
12/21/07	TULSA	L, 57-60



CROWDER

ORU leads, 1-0

01/18/80	Fayetteville, Ark. (N)	W, 86-67
----------	------------------------	----------



DAYTON

Tied, 1-1

12/07/96	TULSA	W, 74-58
11/23/97	at Dayton, Ohio	L, 63-66



DELAWARE STATE

ORU leads, 1-0

12/30/95	Loretto, Pa.* (N)	W, 72-55
----------	-------------------	----------

* Hoss's Red Flash Classic



DENVER

ORU leads, 11-8

01/04/15	at Denver, Colo.	L, 57-66
02/07/15	TULSA	W, 65-44
01/23/16	TULSA	W, 65-33
02/07/16	at Denver, Colo.	W, 59-56
01/25/17	TULSA	L, 47-45
02/19/17	at Denver, Colo.	W, 70-57
01/20/18	TULSA	W, 90-60
02/15/18	at Denver, Colo.	L, 70-54
03/04/18	Sioux Falls, S.D.*	W, 76-71
1/20/19	at Denver, Colo.	L, 93-76
2/6/19	TULSA	W, 74-66
1/30/20	TULSA	W, 84-72
2/23/20	at Denver, Colo.	L, 91-79
1/15/21	at Denver, Colo.	L, 89-71
1/16/21	at Denver, Colo.	W, 79-78
1/10/22	at Denver, Colo.	W, 62-53
1/29/22	TULSA	L, 64-69
12/31/22	TULSA	W, 88-70
1/26/23	Denver, Colo.	W, 93-83
12/31/23	TULSA	W, 95-64
2/3/24	Denver, Colo.	L, 102-92

* Summit League Tournament



DePAUL


DePaul leads, 1-0

12/28/12	at Chicago, Ill.	L, 74-97
----------	------------------	----------




RECORD VS. OPPONENTS

	DETROIT Tied, 1-1
02/02/87	at Detroit, Mich. L, 78-93
02/16/87	TULSA W, 96-88


	DRAKE Drake leads, 1-0
11/24/78	TULSA L, 38-59


	DRURY ORU leads, 1-0
11/11/11	TULSA W, 80-53

	DUKE Duke leads, 1-0
12/19/00	Cancun, Mexico* (N) L, 51-62
* Fun in the Sun Shootout	

EAST CENTRAL ORU leads, 4-2	
02/27/76	Chickasha, Okla.* (N) W, 63-51
02/22/79	Weatherford, Okla.^ (N) W, 67-47
02/06/89	TULSA L, 77-94
01/10/90	at Ada, Okla. L, 77-83
01/17/91	TULSA W, 82-64
02/02/91	at Ada, Okla. W, 72-69
* Oklahoma Small College Tournament	
^ AIAW State Tournament	

	EASTERN ILLINOIS EIU leads, 1-0
01/25/95	at Charleston, Ill. L, 43-52


	EAST TEXAS BAPTIST Tied, 1-1
02/07/94	TULSA L, 63-66 OT
02/22/95	TULSA W, 70-63 OT


	EASTERN KENTUCKY ORU leads, 1-0
12/31/82	Miami, Fla.* (N) W, 81-78
* Dial Classic	

	EASTERN MICHIGAN ORU leads, 1-1
12/06/14	TULSA W, 63-62
12/01/15	at Ypsilanti, Michigan L, 77-69


	EMPORIA STATE ORU leads, 2-1
12/01/79	at Emporia, Kan.^ W, 92-71
12/10/82	TULSA W, 80-65
01/06/90	Pittsburg, Kan.* (N) L, 62-94
^ Kansas Classic	
* Pittsburg State Tournament	


<https://www.evangel.edu/wp->

	EVANGEL ORU leads, 6-1
01/15/77	TULSA W, 96-49
01/08/96	TULSA L, 70-74
11/30/98	TULSA W, 72-58
11/22/04	TULSA W, 62-44
12/29/06	TULSA W, 87-46
12/28/09	TULSA W, 82-66
12/05/12	TULSA W, 96-34
11/14/16	TULSA W, 89-46

	EVANSVILLE Tied, 1-1
02/07/87	TULSA W, 97-80
02/25/87	at Evansville, Ind. L, 80-92

	FAIRFIELD ORU leads, 1-0
12/30/82	Miami, Fla.* (N) W, 73-59
* Dial Classic	


	FLORIDA ATLANTIC ORU leads, 1-0
12/17/00	Cancun, Mexico* (N) W, 71-63
* Fun in the Sun Shootout	

	FLORIDA STATE FSU leads, 2-1
12/15/79	Miami, Fla. (N) W, 74-68
02/29/92	at Tallahassee, Fla. L, 59-104
02/16/93	at Tallahassee, Fla. L, 53-74

	FORDHAM ORU leads, 1-0
12/27/77	Flushing, N.Y.* (N) W, 72-59
* Queens' Holiday Tournament	

	FORT HAYS STATE ORU leads, 2-0
11/18/78	TULSA W, 70-53
11/29/79	at Hays, Kan. W, 73-65

	FRIENDS ORU leads, 1-0
11/9/23	TULSA W, 100-47

	FURMAN Furman leads, 2-0
12/13/86	at Greenville, S.C. L, 68-69
12/17/01	Cancun, Mexico* (N) L, 58-60
* Fun in the Sun Shootout	

	GEORGETOWN GU leads, 1-0
12/30/96	Boca Raton, Fla.* (N) L, 65-70


* Florida Atlantic Classic

	GEORGIA Georgia leads, 5-1
11/22/80	at Athens, Ga. L, 73-103
12/13/80	TULSA W, 63-58
02/03/92	at Athens, Ga. L, 74-77
01/25/93	at Athens, Ga. L, 49-116
12/14/97	TULSA L, 60-64
11/22/98	at Athens, Ga. L, 64-118


	GEORGIA STATE GSU leads, 1-0
11/24/80	at Atlanta, Ga. L, 69-80

	GRAMBLING GSU leads, 4-0
12/03/88	Lawrence, Kan.* (N) L, 66-90
11/30/91	Lincoln, Neb.^ (N) L, 77-78
12/15/11	TULSA L 80-89 OT
3/21/24	TULSA # L, 93-91
* Kansas Dial Soap Classic	
^ Nebraska Invitational	
# WNIT	

	GRAND CANYON GCU leads, 2-0
11/12/14	TULSA L, 51-54
11/16/15	Phoenix, Ariz. L, 66-64


	GRAND VIEW ORU leads, 1-0
02/11/78	at Des Moines, Iowa W, 83-78

	HAMPTON ORU leads, 1-0
03/04/96	TULSA W, 86-62

	HARVARD Harvard leads, 1-0
11/19/10	Annapolis, Md.* (N) L, 76-84
* Navy Classic	

	HARDIN-SIMMONS ORU leads, 6-0
01/30/84	at Abilene, Texas W, 92-63
03/05/84	TULSA W, 91-69
01/28/85	TULSA W, 84-70
03/04/85	at Abilene, Texas W, 74-68
01/27/86	TULSA W, 92-45
03/03/86	at Abilene, Texas W, 89-60

	HARRIS-STOWE ORU leads, 1-0
11/6/18	TULSA W, 74-46

	HASTINGS ORU leads, 2-0
---	-----------------------------------



RECORD VS. OPPONENTS

11/30/79 Emporia, Kan.* (N) W, 99-76
 12/03/90 TULSA W, 79-74

* Kansas Classic



HAWAI'I

Hawai'i leads, 3-1

03/17/83 Amarillo, Texas* (N) W, 69-60
 11/23/84 TULSA L, 66-73
 12/03/84 at Hawai'i L, 61-72
 12/04/84 at Hawai'i L, 56-73

* Women's NIT



HOUSTON

Houston leads, 3-2

01/08/81 TULSA L, 55-67
 12/30/01 at Houston, Texas L, 62-73
 01/07/02 TULSA W, 64-62
 11/27/10 TULSA L, 89-93
 11/22/11 at Houston, Texas W, 76-60



HOUSTON BAPTIST

ORU leads, 6-2

11/29/08 TULSA W, 101-59
 11/28/09 at Houston, Texas W, 107-67
 01/02/14 TULSA W, 85-73
 02/13/14 at Houston, Texas L, 75-84
 11/26/16 at Houston, Texas W, 75-64
 11/25/17 TULSA W, 78-56
 12/16/18 at Houston, Texas W, 74-56
 11/23/19 TULSA L, 74-73



ILLINOIS

Illinois leads, 1-0

12/13/86 at Champaign, Ill. L, 67-97



ILLINOIS-CHICAGO

Tied, 1-1

11/26/94 TULSA W, 67-61
 12/09/95 at Chicago, Ill. L, 70-78

INCARNATE WORD

UIW leads, 1-0

01/18/14 at San Antonio, Texas L, 64-67



IOWA

Iowa leads, 2-0

11/11/16 at Iowa City, Iowa L, 96-76
 11/9/18 at Iowa City, Iowa L, 90-77



IUPUI

ORU leads, 20-15

12/05/98 at Indianapolis, Ind. L, 59-65
 02/04/99 TULSA W, 70-58
 12/04/99 TULSA W, 66-61
 02/10/00 at Indianapolis, Ind. L, 49-51
 01/22/01 TULSA W, 70-47
 02/03/01 at Indianapolis, Ind. W, 78-65
 01/14/02 TULSA W, 75-67
 02/09/02 at Indianapolis, Ind. L, 76-94
 01/20/03 TULSA W, 63-37

02/15/03 at Indianapolis, Ind. W, 55-52

01/24/04 at Indianapolis, Ind. L, 62-67 OT
 02/04/04 TULSA W, 89-65
 01/06/05 at Indianapolis, Ind. W, 68-65OT
 02/03/05 TULSA W, 88-52
 01/16/06 TULSA L, 58-61
 02/11/06 at Indianapolis, Ind. L, 46-50
 01/27/07 TULSA W, 71-56
 02/26/07 at Indianapolis, Ind. L, 56-60
 01/21/08 TULSA L, 49-68
 02/16/08 at Indianapolis, Ind. L, 66-69
 03/11/08 Tulsa, Okla.* (N) W, 66-53
 01/19/09 at Indianapolis, Ind. L, 51-59
 02/14/09 TULSA L, 57-62
 01/18/10 at Indianapolis, Ind. W, 85-60
 02/03/10 TULSA W, 114-43
 12/04/10 at Indianapolis, Ind. W, 83-70
 02/28/11 TULSA W, 96-66
 01/14/12 at Indianapolis, Ind. L, 48-72
 02/13/12 TULSA W, 67-55
 01/15/15 TULSA W, 84-72
 02/21/15 at Indianapolis, Ind. L, 52-85
 01/03/16 at Indianapolis, Ind. W, 52-47
 01/30/16 TULSA L, 57-54
 01/19/17 at Indianapolis, Ind. L, 53-41
 02/04/17 TULSA W, 54-45

* Summit League Tournament



IOWA STATE

ISU leads, 1-0

01/02/96 TULSA L, 57-70



JACKSON STATE

ORU leads, 3-0

12/04/93 Lawrence, Kan. (N)* W, 64-57
 12/17/96 TULSA W, 71-53
 11/21/05 TULSA W, 96-70

* Kansas Dial Soap Classic



JOHN BROWN

ORU leads, 9-2

12/08/75 TULSA W, 103-33
 01/24/76 at Siloam Springs, Ark. W, 70-36
 11/18/76 at Siloam Springs, Ark. W, 84-75
 01/18/84 TULSA W, 79-54
 02/04/85 at Siloam Springs, Ark. L, 60-66
 11/23/85 TULSA W, 78-53
 01/22/87 at Siloam Springs, Ark. W, 74-62
 02/11/88 TULSA W, 76-73
 12/16/89 TULSA L, 62-79
 01/29/91 at Siloam Springs, Ark. W, 89-76
 02/16/91 TULSA W, 64-50



KANSAS

KU leads, 15-1

11/26/77 Springfield, Mo.* (N) L, 61-94
 11/24/84 TULSA L, 77-84
 12/07/85 TULSA L, 76-77
 01/02/86 at Lawrence, Kan. L, 54-100
 01/04/88 at Lawrence, Kan. L, 73-82

12/02/88 at Lawrence, Kan.^ L, 75-89

01/03/90 TULSA L, 52-108
 01/12/93 at Lawrence, Kan.^ L, 53-109
 12/03/93 at Lawrence, Kan. L, 66-94
 11/15/09 at Lawrence, Kan. L, 80-106
 12/21/11 at Lawrence, Kan. L, 68-85
 11/10/13 at Lawrence, Kan. L, 62-84
 12/22/15 at Lawrence, Kan. W, 70-63
 11/23/16 at Lawrence, Kan. L, 64-54 OT
 11/13/18 at Lawrence, Kan. L, 70-58
 12/6/20 at Lawrence, Kan. L, 100-59

* Missouri State Turkey Tournament

^ Kansas Dial Soap Classic



KANSAS CITY

(formerly UMKC)

ORU leads, 35-21

01/15/83 TULSA W, 78-64
 01/09/84 at Kansas City, Mo. L, 72-74
 01/21/88 TULSA W, 111-98
 02/09/91 at Kansas City, Mo. L, 56-63
 12/29/92 Stillwater, Okla.* (N) L, 35-64
 12/11/93 Murfreesboro, Tenn.^ (N) L, 78-82
 01/22/94 TULSA L, 70-76
 02/05/94 at Kansas City, Mo. L, 61-89
 12/08/94 at Kansas City, Mo. W, 70-69
 02/13/95 TULSA W, 93-77
 12/07/95 at Kansas City, Mo. L, 54-62
 11/30/96 at UMKC # L, 54-85
 02/18/97 TULSA W, 64-53
 01/15/98 at Kansas City, Mo. L, 70-77
 02/14/98 TULSA L, 65-73
 01/07/99 at Kansas City, Mo. W, 80-71
 02/13/99 TULSA L, 78-94
 02/26/99 Moline, Ill. % (N) W, 70-58
 01/13/00 TULSA W, 69-66
 02/19/00 at Kansas City, Mo. W, 71-66
 01/27/01 TULSA W, 65-34
 02/26/01 at Kansas City, Mo. L, 45-52
 01/05/02 at Kansas City, Mo. W, 74-69 2OT
 02/02/02 TULSA W, 75-72 OT
 01/25/03 at Kansas City, Mo. L, 62-73
 02/22/03 TULSA L, 71-76
 01/03/04 at Kansas City, Mo. L, 56-60
 02/02/04 TULSA L, 52-79
 12/20/04 Cancun, Mexico & (N) W, 59-52
 01/29/05 TULSA W, 62-41
 02/21/05 at Kansas City, Mo. W, 72-68
 03/08/05 Tulsa, Okla. % (N) W, 48-42
 01/23/06 TULSA L, 62-73
 02/18/06 at Kansas City, Mo. W, 60-50
 01/13/07 at Kansas City, Mo. W, 66-45
 02/12/07 TULSA W, 62-52
 03/04/07 Tulsa, Okla. % (N) W, 52-44
 01/28/08 at Kansas City, Mo. W, 67-63
 02/23/08 TULSA W, 65-56
 01/26/09 TULSA W, 68-59
 02/21/09 at Kansas City, Mo. W, 58-55
 12/07/09 TULSA W, 99-72
 02/27/10 at Kansas City, Mo. W, 93-79
 03/08/10 Sioux Falls, S.D. % (N) W, 77-71



RECORD VS. OPPONENTS

01/15/11	TULSA	W, 90-79
02/14/11	at Kansas City, Mo.	L, 77-81
12/31/11	at Kansas City, Mo.	L, 79-92
01/28/12	TULSA	W, 83-70
12/06/17	at Kansas City, Mo.	W, 76-73 OT
11/20/18	TULSA	W, 75-64
1/23/21	TULSA	L, 101-93 OT
1/24/21	TULSA	W, 71-67 OT
1/15/22	TULSA	W, 77-66
2/12/22	at Kansas City, Mo.	L, 63-69
1/7/23	at Kansas City, Mo.	L, 65-54
2/4/23	TULSA	W, 86-68
12/29/23	TULSA	W, 76-61
3/2/24	Kansas City, Mo.	W, 94-56

* Cowgirl Invitational
 ^ Garden Plaza Classic
 # Holiday Inn Overland Park Thanksgiving Classic
 % Mid-Continent Conference/Summit League Tournament
 & Fun in the Sun Shootout



KANSAS STATE

K-State leads, 8-2

01/02/84	at Manhattan, Kan.	L, 62-79
01/08/86	TULSA	W, 78-85
01/08/87	at Manhattan, Kan.	L, 57-95
01/08/88	TULSA	W, 58-57
12/08/88	at Manhattan, Kan.	L, 58-83
12/03/91	at Manhattan, Kan.	L, 64-66
12/10/92	at Manhattan, Kan.	L, 44-77
12/14/15	at Manhattan, Kan.	L, 47-53
11/18/19	at Manhattan, Kan.	L, 109-69
12/18/23	at Manhattan, Kan.	L, 102-59



LAMAR

ORU leads, 6-4

12/05/87	Missoula, Mont.* (N)	W, 82-80
01/12/89	TULSA	L, 72-93
03/04/89	at Beaumont, Texas	L, 67-106
12/01/92	at Beaumont, Texas	L, 75-84
03/08/93	at Beaumont, Texas	L, 52-85
12/30/04	at Beaumont, Texas	W, 52-50
11/26/05	TULSA	W, 111-84
01/24/14	TULSA	W, 77-48
03/02/13	at Beaumont, Texas	W, 62-55
02/27/14	TULSA	W, 84-78

* Domino's Pizza Classic



LANGSTON

ORU leads, 12-2

02/19/77	Bethany, Okla.* (N)	W, 65-51
11/28/77	TULSA	W, 90-52
02/18/78	at Langston, Okla.	W, 81-62
01/14/80	TULSA	W, 92-64
02/06/80	at Langston, Okla.	L, 81-83
02/02/81	at Langston, Okla.	W, 84-56
02/12/81	TULSA	W, 89-53
12/09/81	at Langston, Okla.	W, 80-64

01/30/82	TULSA	W, 99-46
02/01/90	at Langston, Okla.	L, 85-96
02/20/90	TULSA	W, 78074
02/07/91	at Langston, Okla.	W, 98-87
02/19/91	TULSA	W, 86-71
11/20/01	TULSA	W, 60-43

* Southern Nazarene Tournament



LaSALLE

Tied, 1-1

11/20/09	TULSA	W, 76-55
11/22/10	at Philadelphia, Pa.	L, 67-87



LIPSCOMB

ORU leads, 2-0

11/30/02	TULSA	W, 80-62
01/03/03	at Nashville, Tenn.	W, 82-68



LONG BEACH STATE

ORU leads, 1-0

12/01/17	Missoula, Mont.#	W, 64-58
----------	------------------	----------

Lady Griz Classic



LOUISIANA

Louisiana leads, 1-0

03/26/15	at Lafayette, La.	L, 64-65*
----------	-------------------	-----------

WBI Semifinals



LOUISIANA TECH

La Tech leads, 6-1

03/23/78	Nacogdoches, Texas* (N)	L, 61-60
01/14/81	at Ruston, La.	L, 67-94
01/22/82	at Ruston, La.	L, 53-94
02/23/82	TULSA	L, 51-89
02/21/84	at Ruston, La.	L, 61-98
02/16/85	TULSA	L, 59-78
11/19/11	TULSA	W, 92-71
12/14/12	at Ruston, La.	L, 59-61

* AIAW Southwest Regional



LOYOLA (Ill.)

Tied, 1-1

01/31/87	at Chicago, Ill.	W, 81-68
02/14/87	TULSA	L, 71-78



LYON

Tied, 1-1

01/13/96	TULSA	W, 58-53
12/15/15	TULSA	L, 68-49



MARQUETTE

Marquette leads, 2-0

11/05/08	at Milwaukee, Wis.	L, 67-89
12/18/14	at Milwaukee, Wis.	L, 71-79 OT



McNEESE STATE

McNeese leads, 5-2

03/05/80	Baton Rouge, La.* (N)	L, 71-72
----------	-----------------------	----------

01/10/81	TULSA#	W, 80-89 (forfeit)
11/25/88	College Station, Texas# (N)	L, 63-91
01/26/13	TULSA	L, 71-72
02/28/13	at Lake Charles, La.	L, 71-76
03/15/13	Katy, Texas^ (N)	W, 79-66
02/01/14	at Lake Charles, La.	L, 57-73

* AIAW Southwest Regional

Lady Aggie Classic

^ Southland Conference Tournament



MEMPHIS

(formerly Memphis State)

Memphis leads, 8-2

01/12/78	Warrensburg, Mo.* (N)	W, 68-67
03/18/83	Amarillo, Texas^ (N)	L, 61-88
02/01/84	TULSA	L, 65-66
03/01/84	at Memphis, Tenn.	L, 72-85
03/07/88	at Memphis, Tenn.	L, 71-98
02/12/92	at Memphis, Tenn.	L, 74-84
01/22/93	at Memphis, Tenn.	L, 55-86
01/11/94	at Memphis, Tenn.	L, 55-93
01/09/95	TULSA	L, 64-93
12/19/04	Cancun, Mexico# (N)	W, 87-79

* CMU Classic

^ Women's NIT

Fun in the Sun Shootout



MIAMI (Fla.)

Tied, 1-1

12/17/79	at Miami, Fla.	W, 68-58
12/19/96	at Miami, Fla.	L, 49-69



MICHIGAN

Michigan leads, 2-0

12/29/93	Norman, Okla.* (N)	L, 58-72
11/29/15	at Ann Arbor, Mich.	L, 61-44

* Oklahoma Holiday Classic



MICHIGAN STATE

ORU leads, 1-0

12/29/77	Flushing, N.Y.* (N)	W, 70-69
----------	---------------------	----------

* Queens' Holiday Tournament



MID-AMERICA CHRISTIAN

ORU leads, 2-0

12/14/16	TULSA	W, 98-63
11/14/23	TULSA	W, 94-72



MIDDLE TENNESSEE

MTSU leads, 2-0

01/22/92	at Murfreesboro, Tenn.	L, 76-83
12/10/93	at Murfreesboro, Tenn.*	L, 55-81

* Garden Plaza Classic



OLE MISS

Ole Miss leads, 2-0

02/19/92	at Oxford, Miss.	L, 63-87
02/03/93	at Oxford, Miss.	L, 53-87

RECORD VS. OPPONENTS



MISSISSIPPI STATE

MSU leads, 3-0

02/13/96	at Starkville, Miss.	L, 53-70
11/29/96	Kansas City, Mo.* (N)	L, 57-63
01/28/97	at Starkville, Miss.	L, 62-77

* Holiday Inn Overland Park Holiday Classic



MISSISSIPPI VALLEY STATE

MVSVU leads, 3-1

11/27/93	TULSA	L, 77-78
01/19/94	at Itta Bena, Miss.	L, 67-69
11/24/95	TULSA	W, 78-71
03/02/96	at Itta Bena, Miss.	L, 64-79



MISSOURI

Missouri leads, 7-0

01/11/84	at Columbia, Mo.	L, 70-109
12/08/84	TULSA	L, 75-95
01/11/88	at Columbia, Mo.	L, 70-93
01/19/93	at Columbia, Mo.	L, 53-75
02/09/95	at Columbia, Mo.	L, 59-81
12/04/13	at Columbia, Mo.	L, 64-86
12/19/20	at Columbia, Mo.	L, 88-49



MISSOURI BAPTIST

MBU leads, 1-0

11/10/89	Point Lookout, Mo.* (N)	L, 72-77
----------	-------------------------	----------

* School of the Ozarks Classic



MISSOURI STATE

(formerly Southwest Missouri State)
ORU leads, 10-9

11/27/77	at Springfield, Mo.*	W, 73-64
01/07/78	TULSA	W, 85-48
11/14/78	at Springfield, Mo.	W, 72-56
12/03/82	at Springfield, Mo.	W, 84-67
01/08/83	TULSA	W, 83-64
01/30/96	at Springfield, Mo.	L, 46-71
12/12/03	at Springfield, Mo.	L, 37-90
12/20/05	Cancun, Mexico^ (N)	L, 85-90
12/15/07	TULSA	W, 96-79
11/26/08	at Springfield, Mo.	W, 56-51
12/19/09	TULSA	L, 81-99
03/19/10	at Springfield, Mo.#	L, 53-75
11/30/10	at Springfield, Mo.	W, 75-66
11/26/11	TULSA	L, 79-85
11/29/12	at Springfield, Mo.	L, 72-73 OT
11/24/14	TULSA	W, 70-57
12/12/15	at Springfield, Mo.	L, 72-64
12/7/16	TULSA	W, 78-56
12/10/17	at Springfield, Mo.	L, 76-66

* MSU Turkey Tournament

^ Fun in the Sun Shootout

Women's NIT



MISSOURI SOUTHERN

ORU leads, 5-3

01/31/76	TULSA	W, 67-64
02/09/76	at Joplin, Mo.	W, 68-64
01/24/77	TULSA	W, 74-54

02/23/77	at Joplin, Mo.	W, 58-56
----------	----------------	----------

02/26/83	TULSA	W, 106-53
----------	-------	-----------

11/17/89	at Joplin, Mo.	L, 43-79
----------	----------------	----------

01/04/93	at Joplin, Mo.	L, 64-106
----------	----------------	-----------

12/06/93	TULSA	L, 62-74
----------	-------	----------



MOUNT ST. MARY'S

ORU leads, 1-0

12/19/05	Cancun, Mexico* (N)	W, 84-78
----------	---------------------	----------

* Fun in the Sun Shootout



NAVY

Navy leads, 1-0

11/22/13	TULSA	L, 64-89
----------	-------	----------



NEBRASKA

Nebraska leads, 8-0

11/27/87	at Lincoln, Neb.	L, 87-100
----------	------------------	-----------

12/05/89	at Lincoln, Neb.	L, 61-110
----------	------------------	-----------

12/31/90	at Lincoln, Neb.	L, 62-95
----------	------------------	----------

12/02/08	at Lincoln, Neb.	L, 51-70
----------	------------------	----------

12/20/12	at Lincoln, Neb.	L, 67-80
----------	------------------	----------

12/29/13	at Lincoln, Neb.	L, 53-89
----------	------------------	----------

12/14/19	at Lincoln, Neb.	L, 77-67
----------	------------------	----------

12/4/20	at Lincoln, Neb.	L, 90-61
---------	------------------	----------



NEBRASKA-KEARNEY

(formerly Kearney State)

UNK leads, 1-0

12/09/89	Warrensburg, Mo.* (N)	L, 65-103
----------	-----------------------	-----------

* CMU Classic



NEVADA

ORU leads, 1-0

12/16/88	TULSA*	W, 96-74
----------	--------	----------

* Midwest Roundball Classic



UNLV

UNLV leads, 3-0

12/09/91	at Las Vegas, Nev.	L, 77-96
----------	--------------------	----------

11/09/22	TULSA	L, 81-85
----------	-------	----------

11/11/22	at Las Vegas, Nev.	L, 100-84
----------	--------------------	-----------



NEWMAN

ORU leads, 1-0

12/06/03	TULSA	W, 98-49
----------	-------	----------



NEW MEXICO

Series tied, 3-3

11/30/78	TULSA	W, 76-64
----------	-------	----------

11/23/79	at Albuquerque, N.M.	L, 58-80
----------	----------------------	----------

12/02/83	Berkeley, Calif.* (N)	W, 84-70
----------	-----------------------	----------

01/01/00	at Albuquerque, N.M.	L, 48-65
----------	----------------------	----------

11/11/05	at Albuquerque, N.M.	L, 52-69
----------	----------------------	----------

03/23/15	at Albuquerque, N.M.	W, 63-61^
----------	----------------------	-----------

* Golden Bear Classic

^ WBI Quarterfinals



NEW MEXICO STATE

NMSU leads, 4-2

02/15/88	at Las Cruces, N.M.	L, 81-90
----------	---------------------	----------

11/28/88	TULSA	W, 85-81 OT
----------	-------	-------------

02/13/89	at Las Cruces, N.M.	L, 69-82
----------	---------------------	----------

11/23/91	at Las Cruces, N.M.	L, 84-94
----------	---------------------	----------

03/06/93	at Las Cruces, N.M.	L, 54-77
----------	---------------------	----------

12/30/99	at Las Cruces, N.M.	W, 73-59
----------	---------------------	----------



NEW ORLEANS

Tied, 3-3

02/18/85	TULSA	W, 68-62
----------	-------	----------

02/01/86	at New Orleans, La.	L, 80-90
----------	---------------------	----------

12/12/86	at New Orleans, La.	L, 64-68
----------	---------------------	----------

01/19/95	at New Orleans, La.	L, 76-95
----------	---------------------	----------

01/24/96	TULSA	W, 81-79 OT
----------	-------	-------------

02/06/14	TULSA	W, 93-62
----------	-------	----------

NICHOLLS STATE

Nicholls leads, 3-1

01/05/13	at Thibodaux, La.	L, 66-69
----------	-------------------	----------

01/31/13	TULSA	W, 84-56
----------	-------	----------

01/30/14	at Thibodaux, La.	L, 60-71
----------	-------------------	----------

03/13/14	Katy, Texas* (N)	L, 66-77
----------	------------------	----------

* Southland Conference Tournament



NORTHEASTERN OKLAHOMA A&M

ORU leads, 3-1

12/06/75	at Miami, Okla.	W, 65-53
----------	-----------------	----------

01/26/75	TULSA	L, 54-58
----------	-------	----------

12/06/76	at Miami, Okla.	W, 66-61
----------	-----------------	----------

02/12/77	TULSA	W, 70-45
----------	-------	----------



NORTH CAROLINA A&T

NC A&T leads, 1-0

11/28/15	at Hattiesburg, Miss.	L, 38-47*
----------	-----------------------	-----------

* Southern Miss Classic



NORTH CAROLINA STATE

NC State leads, 1-0

12/20/91	Palo Alto, Calif.* (N)	L, 60-92
----------	------------------------	----------

* Cardinal Classic



NORTH DAKOTA

ORU leads, 11-2

1/2/19	TULSA	L, 75-67
--------	-------	----------

2/16/19	at Grand Forks, N.D.	W, 80-58
---------	----------------------	----------

1/11/20	TULSA	W, 75-52
---------	-------	----------

2/7/20	at Grand Forks, N.D.	W, 86-72
--------	----------------------	----------

1/8/21	TULSA	W, 84-71
--------	-------	----------

1/9/21	TULSA	W, 90-82
--------	-------	----------

1/20/22	at Grand Forks, N.D.	L, 34-53
---------	----------------------	----------

2/19/22	TULSA	W, 89-73
---------	-------	----------

3/6/22	Sioux Falls, S.D.*	W, 61-54
--------	--------------------	----------

1/21/23	TULSA	W, 96-91
---------	-------	----------

2/16/23	at Grand Forks, N.D.	L, 108-100
---------	----------------------	------------

1/18/24	TULSA	W, 71-55
---------	-------	----------

2/17/24	at Grand Forks, N.D.	W, 102-57
---------	----------------------	-----------

3/10/24	Sioux Falls, S.D.*	W, 91-68
---------	--------------------	----------

* Summit League Tournament



RECORD VS. OPPONENTS



NORTH DAKOTA STATE

ORU leads, 22-11

11/11/06	TULSA	W, 82-67
12/10/07	TULSA	W, 73-68 OT
03/01/08	at Fargo, N.D.	L, 72-75 2OT
11/08/08	at Fargo, N.D.	L, 57-76
02/28/09	TULSA	L, 55-64
01/02/10	at Fargo, N.D.	L, 66-68
02/01/10	TULSA	W, 81-75
01/10/11	at Fargo, N.D.	W, 84-74
02/05/11	TULSA	W, 98-69
01/09/12	TULSA	W, 92-66
02/04/12	at Fargo, N.D.	W, 84-75
01/02/15	at Fargo, N.D.	L, 64-77
02/11/15	TULSA	W, 67-41
03/08/15	at Sioux Falls, S.D.	W, 71-58*
01/09/16	at Sioux Falls, S.D.	W, 52-42
02/04/16	TULSA	W, 59-58
01/28/17	at Fargo, N.D.	W, 70-50
02/25/17	TULSA	W, 71-64
01/11/18	TULSA	W, 71-48
02/08/18	at Fargo, N.D.	W, 64-57
1/26/19	TULSA	W, 101-72
2/13/19	at Fargo, N.D.	W, 65-54
1/8/20	TULSA	W, 70-62
2/9/20	at Fargo, N.D.	W, 80-76 OT
2/5/21	at Fargo, N.D.	L, 70-49
2/6/21	at Fargo, N.D.	L, 78-63
1/22/22	at Fargo, N.D.	L, 70-74
2/17/22	TULSA	W, 68-64
1/19/23	TULSA	W, 75-53
2/18/23	at Fargo, N.D.	L, 103-86
1/20/24	TULSA	W, 84-75
2/15/24	at Fargo, N.D.	L, 83-73
3/11/24	Sioux Falls, S.D.*	L, 75-66

* Summit League Tournament



NORTH TEXAS

ORU leads, 7-3

03/22/78	Nacogdoches, Texas* (N)	W, 67-48
01/20/79	at Denton, Texas	W, 63-55
03/07/79	TULSA*	W, 62-55
11/26/82	TULSA	W, 82-68
01/24/83	at Denton, Texas	W, 70-51
02/29/88	at Denton, Texas	L, 64-82
01/06/89	Stillwater, Okla. ^ (N)	L, 86-102
12/30/97	Stillwater, Okla. # (N)	L, 72-81
11/14/10	TULSA	W, 120-87
11/16/11	at Denton, Texas	W, 70-60

* AIAW Southwest Regional

^ Cowgirl Invitational

Bertha Teague Classic



NORTHERN COLORADO

ORU leads, 2-0

11/17/07	TULSA	W, 83-56
1/3/24	TULSA	W, 82-80



NORTHEASTERN ILLINOIS

Tied, 1-1

01/22/98	TULSA	W, 73-50
----------	-------	----------

02/21/98 at Chicago, Ill. L, 64-68



NORTHEASTERN STATE

ORU leads, 8-3

02/17/76	TULSA	W, 77-63
01/29/77	TULSA	W, 73-64
02/21/77	at Tahlequah, Okla.	L, 59-73
02/23/79	Weatherford, Okla.* (N)	W, 88-69
12/04/81	TULSA	W, 72-61
11/29/82	TULSA	W, 62-57
02/14/83	at Tahlequah, Okla.	W, 77-64
11/27/89	at Tahlequah, Okla. ^	L, 66-91
01/26/91	TULSA	W, 70-69
02/04/91	at Tahlequah, Okla.	L, 85-100
01/03/11	TULSA	W, 83-57

* AIAW State Tournament

^ NSU Classic



NORTHWESTERN

NU leads, 2-0

12/16/13	at Evanston, Ill.	L, 54-84
11/13/16	at Evanston, Ill.	64-55



NORTHWESTERN OKLAHOMA STATE

ORU leads, 6-4

12/06/77	at Alva, Okla.	W, 76-60
01/21/78	TULSA	W, 74-57
02/24/78	Tahlequah, Okla.* (N)	W, 67-53
12/09/78	TULSA	L, 61-62
01/31/79	at Alva, Okla.	W, 54-50
12/31/79	at Alva, Okla.	W, 81-63
01/21/80	at Alva, Okla.	W, 69-66
12/11/80	at Alva, Okla.	L, 68-79
01/24/81	TULSA	L, 55-66
02/17/82	at Alva, Okla.	L, 59-64

* AIAW State Tournament



NORTHWESTERN STATE

NSU leads, 4-2

12/05/92	Lubbock, Texas* (N)	L, 61-94
12/02/94	Oxford, Miss. ^ (N)	L, 69-94
01/10/13	TULSA	W, 66-55
02/07/13	at Natchitoches, La.	L, 63-67
01/25/14	TULSA	W, 62-51
03/08/14	at Natchitoches, La.	L, 49-71

* Lady Raider Classic

^ Domino's Lady Rebel Classic



NORTHWEST MISSOURI STATE

ORU leads, 3-0

11/25/77	Springfield, Mo.* (N)	W, 70-63
01/13/79	at Maryville, Mo.	W, 86-70
01/27/79	TULSA	W, 69-67

* MSU Turkey Tournament



OAKLAND

ORU leads, 22-13

01/14/99	at Rochester, Mich.	W, 77-75
02/20/99	TULSA	W, 79-73
01/20/00	TULSA	W, 60-46

02/26/00 at Rochester, Mich. L, 49-68

01/08/01	TULSA	W, 65-53
02/10/01	at Rochester, Mich.	W, 55-54
03/06/01	Ft. Wayne, Ind.* (N)	W, 61-46
01/12/02	TULSA	W, 64-43
02/11/02	at Rochester, Mich.	L, 57-78
03/04/02	Ft. Wayne, Ind.* (N)	L, 71-74
01/18/03	TULSA	W, 88-66
02/17/03	at Rochester, Mich.	W, 67-63
01/26/04	at Rochester, Mich.	L, 45-61
02/21/04	TULSA	W, 70-63
03/06/04	Kansas City, Mo.* (N)	W, 57-49
01/03/05	TULSA	L, 58-65
01/24/05	at Rochester, Mich.	L, 55-77
02/13/06	TULSA	L, 70-72
02/20/06	at Rochester, Mich.	W, 55-54
03/05/06	Tulsa, Okla.* (N)	L, 37-50
01/29/07	TULSA	L, 64-68 OT
02/24/07	at Rochester, Mich.	W, 60-57
03/06/07	Tulsa, Okla.* (N)	W, 72-55
01/12/08	at Rochester, Mich.	L, 57-71
02/11/08	TULSA	W, 73-66
03/10/08	Tulsa, Okla.* (N)	W, 71-61
01/10/09	TULSA	L, 48-62
02/09/09	at Rochester, Mich.	L, 75-79 OT
01/11/10	TULSA	W, 77-62
02/06/10	at Rochester, Mich.	W, 91-87
12/31/10	TULSA	W, 96-74
01/31/11	at Rochester, Mich.	W, 80-72 2OT
03/07/11	Sioux Falls, S.D.* (N)	L, 62-96
01/21/12	TULSA	W, 62-53
02/20/12	at Rochester, Mich.	W, 77-51

* Mid-Continent Conference/Summit League Tournament



OKLAHOMA

OU leads, 23-15

12/15/76	TULSA	L, 56-59
01/17/77	at Norman, Okla.	W, 62-58
01/03/78	TULSA	W, 84-55
02/04/78	at Norman, Okla.	W, 81-62
02/25/78	Tahlequah, Okla.* (N)	W, 57-53
12/05/78	at Norman, Okla.	L, 64-72
01/08/79	TULSA	W, 62-49
02/24/79	Weatherford, Okla.* (N)	W, 69-66
01/24/80	at Norman, Okla.	W, 64-52
02/02/80	TULSA	W, 77-63
02/22/80	at Norman, Okla.	W, 73-60
11/29/80	TULSA	W, 80-76
02/16/81	at Norman, Okla.	L, 59-66
02/26/81	Oklahoma City, Okla.* (N)	W, 72-62
01/18/82	TULSA	W, 93-72
02/13/82	at Norman, Okla.	W, 95-78
01/04/83	TULSA	W, 86-72
01/07/84	at Norman, Okla.	L, 77-101
01/11/85	TULSA	L, 66-67
01/11/86	at Norman, Okla.	L, 78-101
12/04/86	TULSA	L, 72-87
12/02/87	at Norman, Okla.	L, 94-103



RECORD VS. OPPONENTS

12/10/88	TULSA	L, 83-97
01/02/93	at Norman, Okla.	L, 62-84
02/10/94	at Norman, Okla.	L, 48-99
12/20/95	at Norman, Okla.	L, 40-63
11/22/96	Stillwater, Okla. ^ (N)	L, 50-62
12/15/96	TULSA	L, 63-66
11/28/99	at Norman, Okla. ^	L, 66-83
11/18/00	TULSA ^	L, 56-87
03/17/01	at Norman, Okla. #	L, 64-70
11/17/01	Stillwater, Okla. ^ (N)	L, 38-73
11/23/02	Tulsa, Okla. ^ (N)	L, 42-70
11/22/03	Oklahoma City, Okla. ^ (N)	L, 42-90
12/03/05	Stillwater, Okla. ^ (N)	L, 76-107
12/04/16	Norman, Okla. (No. 12)	W, 74-64
11/7/22	Norman, Okla. (NO. 15)	L, 105-94
11/12/23	Norman, Okla.	L, 103-74

* AIAW State Tournament

^ Bertha Teague Classic

NCAA Tournament West Regional



OKLAHOMA BAPTIST

ORU leads, 8-3

12/12/75	at Shawnee, Okla.	W, 67-60
01/08/76	TULSA	W, 69-54
02/06/76	Bethany, Okla. * (N)	W, 48-44
12/04/76	TULSA	W, 79-32
01/18/77	at Shawnee, Okla.	W, 72-46
02/17/77	Bethany, Okla. * (N)	W, 64-41
11/25/89	at Shawnee, Okla. ^	L, 73-107
01/29/90	TULSA	L, 76-88
02/17/92	TULSA	W, 79-72 OT
02/20/93	TULSA	L, 64-83
02/26/94	TULSA	W, 77-69

* Southern Nazarene Tournament

^ OBU Classic



OKLAHOMA CHRISTIAN

OCU leads, 5-1

01/19/76	TULSA	W, 66-60
02/02/76	at Oklahoma City, Okla.	L, 60-61
01/12/90	at Oklahoma City, Okla.	L, 71-100
02/22/90	TULSA	L, 73-93
11/12/90	at Oklahoma City, Okla.	L, 88-103
01/14/91	TULSA	L, 72-92



OKLAHOMA CITY

ORU leads, 11-10

11/27/79	at Oklahoma City, Okla.	L, 74-75
02/04/80	TULSA	W, 85-66
02/21/80	Norman, Okla. * (N)	W, 80-69
01/31/81	at Oklahoma City, Okla.	L, 82-91
02/14/81	TULSA	W, 94-66
12/15/81	at Oklahoma City, Okla.	L, 63-69
02/15/82	TULSA	L, 67-81
02/27/82	at Oklahoma City, Okla. *	L, 81-88
01/22/83	TULSA	W, 67-61
02/05/83	at Oklahoma City, Okla.	W, 75-59
01/16/84	at Oklahoma City, Okla.	W, 79-72
02/11/84	TULSA	W, 78-65
01/14/85	TULSA	W, 78-62
02/09/85	at Oklahoma City, Okla.	L, 60-79

01/13/86	TULSA	W, 83-70
02/17/86	at Oklahoma City, Okla.	L, 95-97
02/21/89	TULSA	L, 85-101
02/12/90	at Oklahoma City, Okla.	L, 72-85
11/26/90	at Oklahoma City, Okla.	L, 73-114
01/10/91	TULSA	W, 97-79
02/10/92	TULSA	W, 75-71

* AIAW State Tournament



OKLAHOMA PANHANDLE STATE

ORU leads, 4-1

02/05/76	Bethany, Okla. * (N)	W, 56-52
02/17/90	at Goodwell, Okla.	L, 82-101
11/22/00	TULSA	W, 67-45
12/13/02	TULSA ^	W, 82-51
11/17/17	TULSA	W, 88-35

* Bethany Nazarene Tournament

^ Game Played at the ORU Aerobics Center



OKLAHOMA STATE

OSU leads, 30-15

12/11/76	TULSA	L, 68-77
12/10/77	TULSA	W, 57-51
01/30/78	at Stillwater, Okla.	W, 73-60
12/12/78	TULSA	W, 64-58
02/14/79	at Stillwater, Okla.	W, 71-54
12/11/79	at Stillwater, Okla.	W, 79-77
02/16/80	TULSA	W, 90-75
12/02/80	at Stillwater, Okla.	L, 79-82
02/07/81	Oklahoma State	W, 73-64
02/24/81	Oklahoma City, Okla. * (N)	W, 69-54
01/27/82	at Stillwater, Okla.	L, 62-63
02/06/82	TULSA	W, 81-79
02/26/82	Oklahoma City, Okla. * (N)	L, 75-79
01/11/83	at Stillwater, Okla.	W, 93-74
02/21/83	TULSA	W, 74-66
12/05/83	TULSA	L, 69-72
02/10/86	at Stillwater, Okla.	L, 83-90
12/20/86	TULSA	W, 82-72 OT
12/19/87	at Stillwater, Okla.	L, 74-88
01/05/89	at Stillwater, Okla. ^	L, 67-85
01/23/89	TULSA	L, 70-100
01/03/92	at Stillwater, Okla. ^	L, 43-57
12/28/92	at Stillwater, Okla. ^	L, 31-105
01/14/94	at Stillwater, Okla.	L, 58-75
12/21/95	Norman, Okla. # (N)	L, 44-84
11/23/96	at Stillwater, Okla. #	L, 53-70
11/25/96	TULSA	L, 35-59
12/29/97	at Stillwater, Okla. #	L, 50-92
11/17/98	TULSA	L, 58-66
11/29/99	Norman, Okla. # (N)	L, 51-68
11/17/00	TULSA #	L, 63-71
11/18/01	at Stillwater, Okla. #	L, 52-83
11/22/02	Tulsa, Okla. # (N)	W, 67-47
12/17/02	Cancun, Mexico % (N)	W, 72-65
12/04/04	TULSA #	W, 65-61 OT
12/02/06	Tulsa, Okla. # (N)	L, 53-78
12/28/07	at Stillwater, Okla.	L, 65-83
12/16/08	at Stillwater, Okla.	L, 48-58
12/22/09	at Stillwater, Okla.	L, 65-90
12/22/10	at Stillwater, Okla.	L, 48-77

11/27/15	at Stillwater, Okla.	L, 59-55
12/21/18	at Stillwater, Okla.	L, 89-69
12/20/19	at Stillwater, Okla.	L, 78-44
11/29/20	at Stillwater, Okla.	L, 73-54
11/14/22	at Stillwater, Okla.	L, 103-66

* AIAW State Tournament

^ Cowgirl Invitational

Bertha Teague Classic

\$ Fun in the Sun Shootout



OKLAHOMA WESLEYAN

(formerly Bartlesville Wesleyan)

ORU leads, 3-2

11/19/89	TULSA	L, 56-70
02/03/89	at Bartlesville, Okla.	L, 65-89
11/08/90	at Bartlesville, Okla.	W, 79-73
01/24/91	TULSA	W, 85-56
12/11/23	TULSA	W, 112-48



OLD DOMINION

ODU leads, 1-0

12/28/77	Flushing, N.Y. * (N)	L, 49-82
----------	----------------------	----------

* Queens' Holiday Tournament



OMAHA

ORU leads 17-3

01/13/78	Warrensburg, Mo. *	W, 63-51
01/04/79	Wichita, Kan. ^	L, 63-64
01/24/15	TULSA	W, 74-53
02/07/15	Omaha, Neb.	W, 66-52
01/21/16	Omaha, Neb.	W, 67-65
02/25/16	TULSA	W, 67-58
12/28/16	at Omaha, Neb.	W, 67-65
02/11/17	TULSA	L, 64-49
12/30/17	at Omaha, Neb.	W, 82-53
02/21/18	TULSA	W, 72-56
12/30/18	at Omaha, Neb.	W, 71-56
2/28/19	TULSA	W, 65-64
1/4/20	at Omaha, Neb.	L, 60-54
2/13/20	TULSA	W, 84-57
1/1/22	at Omaha, Neb.	W, 50-45
1/27/22	TULSA	W, 64-55
12/29/22	TULSA	W, 75-63
1/28/23	at Omaha, Neb.	W, 94-90 (OT)
1/25/24	at Omaha, Neb.	W, 88-78
2/22/24	TULSA	W, 87-78

* Warrensburg Tournament

^ Shocker Holiday Classic



OREGON

Oregon leads, 1-0

12/04/87	Missoula, Mont. * (N)	L, 64-85
----------	-----------------------	----------

* Domino's Pizza Classic



OZARK CHRISTIAN

(formerly Ozark Bible)

ORU leads, 2-0

02/01/77	TULSA	W, 82-47
02/14/77	at Joplin, Mo.	W, 71-58



RECORD VS. OPPONENTS

COLLEGE OF THE OZARKS
CofO leads, 2-1

02/11/89	TULSA	W, 101-67
11/11/89	at Point Lookout, Mo.*	L, 53-79
01/15/90	TULSA	L, 85-88

* School of the Ozarks Classic

UNIV. OF THE OZARKS
Ozarks leads, 2-0

11/13/89	TULSA	L, 56-72
11/17/90	at Clarksville, Ark.	L, 83-111

PEPPERDINE
Pepperdine leads, 1-0

12/07/97	at Malibu, Calif.	L, 72-80
----------	-------------------	----------

PERU STATE
ORU leads, 1-0

01/05/91	TULSA	W, 75-72
----------	-------	----------

PHILLIPS
ORU leads, 8-6

02/28/76	Chickasha, Okla.* (N)	L, 57-105
03/10/77	Hammond, La.^ (N)	L, 74-97
12/02/78	at Enid, Okla.	W, 78-46
02/07/79	TULSA	W, 92-70
02/11/80	TULSA	W, 96-52
12/08/80	TULSA	W, 86-65
01/28/81	at Enid, Okla.	W, 67-55
01/16/82	TULSA	W, 82-62
01/29/83	at Enid, Okla.	W, 79-57
12/02/89	at Enid, Okla. #	L, 81-107
01/30/90	TULSA	L, 87-02
01/12/91	TULSA	L, 76-92
02/23/91	at Enid, Okla.	L, 78-94
02/10/97	TULSA	W, 75-66

* Oklahoma Small College Tournament

^ National Small College Tournament

Phillips Classic

PITTSBURG STATE
ORU leads, 4-1

01/23/80	TULSA	W, 77-56
02/12/80	at Pittsburg, Kan.	L, 60-63
12/04/80	TULSA	W, 77-57
02/04/81	at Pittsburg, Kan.	W, 87-67
11/28/95	TULSA	W, 67-53

PRAIRIE VIEW A&M
ORU leads, 2-0

02/06/97	at Prairie View, Texas	W, 64-47
02/20/97	TULSA	W, 63-33

PURDUE
Purdue leads, 2-0

03/13/99	at West Lafayette, Ind.*	L, 48-68
03/17/07	Minneapolis, Minn.* (N)	L, 42-63

* NCAA Tournament Midwest Regional

* NCAA Tournament Dallas Regional

PURDUE FORT WAYNE
ORU leads, 18-5

01/14/08	at Fort Wayne, Ind.	W, 81-62
02/09/08	TULSA	W, 88-71
03/09/08	Tulsa, Okla.* (N)	W, 82-67
01/12/09	TULSA	W, 78-71
02/07/09	at Fort Wayne, Ind.	L, 64-67
01/09/10	TULSA	L, 72-74
02/08/10	at Fort Wayne, Ind.	L, 83-96
12/29/10	TULSA	W, 91-78
01/29/11	at Fort Wayne, Ind.	W, 76-74
01/23/12	TULSA	W, 102-62
02/18/12	at Fort Wayne, Ind.	W, 62-61 OT
1/11/15	at Fort Wayne, Ind.	L, 63-73
2/28/15	TULSA	W, 84-56
01/16/16	TULSA	W, 61-59
02/17/16	at Ft. Wayne, Ind.	L, 54-48
12/31/16	TULSA	W, 82-56
01/21/17	at Fort Wayne, Ind.	W, 75-59
01/04/18	at Fort Wayne, Ind.	W, 73-48
02/01/18	TULSA	W, 66-45
1/9/19	at Fort Wayne, Ind.	W, 72-61
1/30/19	TULSA	W, 66-56
1/16/20	at Fort Wayne, Ind.	W, 79-73
2/29/20	TULSA	W, 96-59

* Summit League Tournament

REDLANDS CC
(formerly El Reno College)
ORU leads, 1-0

02/14/76	at El Reno, Okla.*	W, 75-58
----------	--------------------	----------

* El Reno Tournament

RICE
Rice leads, 1-0

11/29/91	Lincoln, Neb.* (N)	L, 78-87
----------	--------------------	----------

* Nebraska Invitational

ROGERS STATE
ORU leads, 2-0

12/31/19	TULSA	W, 80-40
12/14/20	TULSA	W, 71-60

SACRAMENTO STATE
(formerly Cal State Sacramento)
ORU leads, 2-0

01/13/95	TULSA	W, 71-50
1/6/24	Sacramento, Calif.	W, 56-51

SAINT LOUIS
ORU leads, 3-1

01/12/87	at St. Louis, Mo.	W, 66-52
02/09/87	TULSA	W, 76-53
01/16/88	TULSA	W, 76-67
02/08/88	at St. Louis, Mo.	L, 63-71

ST. MARY'S (Texas)
St. Mary's leads, 1-0

01/05/90	Pittsburg, Kan.* (N)	L, 66-68
----------	----------------------	----------

* Pittsburg State Tournament

SAM HOUSTON STATE
ORU leads, 8-2

12/20/94	TULSA	W, 62-49
12/18/95	at Huntsville, Texas	L, 54-96
12/29/08	TULSA	W, 83-41
11/30/09	at Huntsville, Texas	W, 101-85
01/19/13	at Huntsville, Texas	L, 47-54
02/14/13	TULSA	W, 90-40
03/16/13	Katy, Texas*	W, 72-66
03/02/14	TULSA	W, 80-50
12/14/18	at Huntsville, Texas	W, 73-62
11/30/19	TULSA	W, 64-41

* Southland Conference Tournament

SAN DIEGO
USD leads, 1-0

12/22/03	at San Diego, Calif.	L, 57-77
----------	----------------------	----------

SAN DIEGO STATE
Tied, 1-1

02/23/88	at San Diego, Calif.	L, 61-86
12/20/03	at San Diego, Calif.	W, 63-54

SAN FRANCISCO
Tied, 1-1

12/16/78	Pomona, Calif.* (N)	W, 57-55
11/29/86	Tempe, Ariz.^ (N)	L, 74-84

* Cal Poly Pomona Tournament

^ Dial Soap Classic

SOUTH ALABAMA
USA leads, 1-0

12/31/96	Boca Raton, Fla.* (N)	L, 54-60
----------	-----------------------	----------

* Florida Atlantic Classic

SOUTH DAKOTA
USD leads, 16-7

12/29/11	at Vermillion, S.D.	W, 66-53
01/30/12	TULSA	L, 57-60
01/08/15	TULSA	W, 81-65
01/31/15	at Vermillion, S.D.	L, 70-93
01/06/16	TULSA	W, 60-56
02/13/16	at Vermillion, S.D.	L, 71-48
03/07/16	Sioux Falls, S.D.* (N)	L, 78-61
01/11/17	TULSA	L, 69-47
02/15/17	at Vermillion, S.D.	L, 79-50
01/17/18	TULSA	L, 73-68
02/17/18	at Vermillion, S.D.	L, 72-55
03/05/18	Sioux Falls, S.D.*	L, 65-53
1/18/19	TULSA	L, 76-72
2/9/19	at Vermillion, S.D.	L, 75-64
1/26/20	at Vermillion, S.D.	L, 79-56
2/15/20	TULSA	L, 77-73
3/9/20	Sioux Falls, S.D.*	L, 65-43
2/20/21	at Vermillion, S.D.	L, 77-54



RECORD VS. OPPONENTS

2/21/21	at Vermillion, S.D.	L, 76-54
3/6/21	Sioux Falls, S.D.*	L, 89-66
12/20/21	TULSA	L, 59-90
2/26/22	at Vermillion, S.D.	L, 49-78
12/21/22	at Vermillion, S.D.	L, 101-57
2/23/23	TULSA	L, 77-63
3/5/23	Sioux Falls, S.D.*	W, 92-69
1/11/24	Vermillion, S.D.	W, 91-78
2/24/24	TULSA	W, 77-63

*Summit League Tournament



SOUTH DAKOTA STATE

SDSU leads, 31-6

12/08/07	TULSA	W, 67-57
03/03/08	at Brookings, S.D.	L, 67-88
12/06/08	at Brookings, S.D.	L, 52-76
03/02/09	TULSA	L, 64-71
03/07/09	Sioux Falls, S.D.* (N)	L, 49-77
01/04/10	at Brookings, S.D.	W, 81-72
01/30/10	TULSA	W, 86-75
03/09/10	Sioux Falls, S.D.* (N)	L, 75-79 OT
01/08/11	at Brookings, S.D.	W, 77-62
02/07/11	TULSA	W, 85-78
01/07/11	TULSA	W, 71-65
02/06/12	at Brookings, S.D.	L, 51-70
01/29/15	at Brookings, S.D.	L, 46-71
02/13/15	TULSA	L, 52-66
03/09/15	Sioux Falls, S.D.	L, 48-59*
01/27/16	TULSA	L, 68-50
02/11/16	Sioux Falls, S.D.	L, 60-48
01/14/17	TULSA	L, 78-57
02/08/17	at Brookings, S.D.	L, 82-35
03/05/17	Sioux Falls, S.D.*	L, 65-50
01/13/18	TULSA	L, 77-70
02/10/18	at Brookings, S.D.	L, 96-72
1/12/19	at Brookings, S.D.	L, 68-55
2/2/19	TULSA	L, 74-65
3/11/19	Sioux Falls, S.D.*	L, 86-55
1/2/20	at Brookings, S.D.	L, 58-44
2/1/20	TULSA	L, 76-61
2/13/21	TULSA	L, 82-60
2/14/21	TULSA	L, 73-61
12/22/21	TULSA	L, 51-71
2/24/22	at Brookings, S.D.	L, 48-84
3/07/22	Sioux Falls, S.D.*	L, 53-72
12/19/22	at Brookings, S.D.	L, 83-80
2/25/23	TULSA	L, 92-67
3/6/23	Sioux Falls, S.D.*	L, 87-60
1/28/24	at Brookings, S.D.	L, 96-80
2/10/24	TULSA	L, 103-77

* Summit League Tournament



SOUTHEAST MISSOURI STATE

SEMO leads, 7-2

11/19/90	TULSA	L, 69-87
11/28/90	at Cape Girardeau, Mo.	L, 61-100
12/09/93	at Cape Girardeau, Mo.	L, 44-68
01/05/94	TULSA	L, 54-64
01/15/97	TULSA	W, 74-50
01/04/95	TULSA	L, 55-74

02/20/95	at Cape Girardeau, Mo.	L, 45-64
02/24/96	at Cape Girardeau, Mo.	L, 71-90
01/15/97	TULSA	W, 74-50



SOUTHEASTERN LOUISIANA

ORU leads, 3-0

01/03/13	at Hammond, La.	W, 81-62
02/02/13	TULSA	W, 90-48
02/08/14	TULSA	W, 81-78



SOUTHEASTERN OKLAHOMA STATE

ORU leads, 3-1

03/04/77	Chickasha, Okla.* (N)	L, 64-65
03/11/77	Hammond, La. ^ (N)	W, 84-79
12/12/81	TULSA	W, 77-66
02/09/83	at Durant, Okla.	W, 98-71

* Oklahoma Small College Tournament

^ National Small College Tournament



SOUTHERN

ORU leads, 5-1

03/24/78	Nacogdoches, Texas* (N)	W, 75-71
12/28/93	Norman, Okla. ^ (N)	L, 62-86
01/21/95	at Baton Rouge, La.	W, 75-48
01/10/96	TULSA	W, 76-62
01/23/97	at Baton Rouge, La.	W, 64-48
11/22/06	TULSA	W, 88-46

* AIAW Southwest Regional

^ Oklahoma Holiday Classic



SOUTHERN ARKANSAS

SAU leads, 1-0

11/28/89	Tahlequah, Okla.* (N)	L, 83-92
----------	-----------------------	----------

* NSU Classic



SOUTHERN CAL

USC leads, 1-0

12/18/78	at Los Angeles, Calif.	L, 65-81
----------	------------------------	----------



SMU

SMU leads, 5-4

11/19/77	TULSA	W, 73-43
02/14/78	at Dallas, Texas	W, 83-48
12/14/84	at Dallas, Texas*	L, 66-75
12/13/85	at Dallas, Texas*	W, 91-69
01/27/87	TULSA	W, 89-82
12/12/92	at Dallas, Texas	L, 72-107
11/30/97	at Dallas, Texas	L, 48-71
11/17/21	at Dallas, Texas	L, 44-81
11/26/22	TULSA	L, 72-55

* Dallas Hilton Inn Classic



SOUTHERN MISS

USM leads, 1-0

01/04/92	Stillwater, Okla.* (N)	L, 66-82
----------	------------------------	----------

* Cowgirl Invitational

SOUTHERN NAZARENE



(formerly Bethany Nazarene)

12/01/75	TULSA	W, 63-35
02/13/76	El Reno, Okla.* (N)	W, 56-55
02/24/76	at Bethany, Okla.	W, 64-52
11/29/76	TULSA	W, 71-52
02/18/77	at Bethany, Okla. ^	W, 76-56
02/28/77	at Bethany, Okla.	W, 90-55
11/20/89	TULSA	L, 53-111
11/24/89	Shawnee, Okla. # (N)	L, 45-100
01/13/90	at Bethany, Okla.	L, 55-105
11/10/90	at Bethany, Okla.	L, 82-91
01/15/91	TULSA	W, 98-88
11/19/99	TULSA	W, 71-68

* El Reno Tournament

^ Southern Nazarene Tournament

OBU Classic



SOUTHERN UTAH

ORU leads, 22-12

01/06/96	TULSA	L, 51-66
12/04/97	at Cedar City, Utah	L, 64-86
02/23/98	TULSA	L, 56-64
01/23/99	TULSA	W, 82-56
02/11/99	at Cedar City, Utah	L, 42-60
01/29/00	at Cedar City, Utah	W, 58-55
02/17/00	TULSA	L, 52-58
12/04/00	TULSA	W, 57-54
02/24/01	at Cedar City, Utah	L, 65-72
01/28/02	TULSA	W, 88-85 2OT
02/23/02	at Cedar City, Utah	L, 79-86
01/13/03	at Cedar City, Utah	W, 66-49
02/08/03	TULSA	W, 80-53
01/05/04	at Cedar City, Utah	W, 75-65
02/28/04	TULSA	W, 67-66
01/11/05	TULSA	L, 43-49
02/28/05	at Cedar City, Utah	W, 73-71
01/04/06	at Cedar City, Utah	W, 92-71
02/06/06	TULSA	W, 71-56
01/15/07	at Cedar City, Utah	L, 45-58
02/10/07	TULSA	W, 60-51
01/26/08	at Cedar City, Utah	L, 49-52
02/25/08	TULSA	W, 71-42
01/24/09	TULSA	W, 64-59
02/23/09	at Cedar City, Utah	W, 76-74 OT
12/05/09	TULSA	W, 109-62
03/01/10	at Cedar City, Utah	W, 94-70
03/06/10	Sioux Falls, S.D.* (N)	W, 97-81
01/17/11	TULSA	W, 115-75
02/12/11	at Cedar City, Utah	L, 101-93
12/04/11	TULSA	W, 109-59
02/25/12	at Cedar City, Utah	W, 54-47
12/1/18	TULSA	W, 64-59
12/3/19	at Cedar City, Utah	L, 72-58

* Summit League Tournament



SOUTHWEST BAPTIST

ORU leads, 4-0

01/05/82	at Bolivar, Mo.	W, 74-55
01/06/83	at Bolivar, Mo.	W, 103-68
01/17/83	TULSA	W, 88-39



RECORD VS. OPPONENTS

11/21/89 TULSA W, 80-72



SOUTHWESTERN CHRISTIAN

ORU leads, 1-0

12/02/14 TULSA W, 88-49



SOUTHWESTERN OKLAHOMA STATE

SWOSU leads, 4-2

02/08/77 at Weatherford, Okla. W, 79-59

12/01/89 Enid, Okla.* (N) L, 64-138

01/08/91 at Weatherford, Okla. L, 72-92

02/05/91 TULSA L, 68-78

02/25/91 at Weatherford, Okla.^ L, 62-74

11/23/05 TULSA W, 72-61

^ NAIA District 9 Playoffs

* Phillips Classic



ST. GREGORY'S

ORU leads, 5-0

12/03/01 TULSA W, 61-47

12/30/02 TULSA W, 88-51

12/13/04 TULSA W, 103-40

12/16/06 TULSA W, 111-42

12/29/14 TULSA W, 86-61



ST. THOMAS

Tied, 3-3

1/27/22 TULSA W, 72-44

2/5/22 at St. Paul, Minn. W, 73-67 (OT)

1/14/23 at St. Paul, Minn. L, 76-75

2/9/23 TULSA L, 75-70

1/13/24 at St. Paul, Minn. L, 73-72

2/8/24 TULSA W, 80-73



STANFORD

Stanford leads, 1-0

12/19/91 at Palo Alto, Calif.* L, 74-112

* Cardinal Classic



STEPHEN F. AUSTIN

ORU leads, 4-2

12/15/84 Dallas, Texas* (N) W, 70-68

12/14/85 Dallas, Texas* (N) L, 64-69

01/12/13 TULSA W, 63-56

02/09/13 at Nacogdoches, Texas W, 68-64

01/23/14 TULSA W, 64-55

03/06/14 at Nacogdoches, Texas L, 52-72

* Dallas Hilton Inn Classic



TARLETON STATE

TSU leads, 4-1

03/12/77 Hammond, La.* (N) L, 68-71

01/16/90 TULSA L, 64-71

02/19/90 at Stephenville, Texas L, 66-78

12/10/20 TULSA W, 66-56

12/13/21 at Stephenville, Texas L, 55-59

* National Small College Tournament



TABOR

ORU leads, 1-0

12/06/90 TULSA W, 84-70



TEMPLE (Texas)

Tied, 1-1

01/14/78 Warrensburg, Mo.* (N) L, 71-77

12/05/80 TULSA W, 74-46

* CMU Classic



TENNESSEE

Tennessee leads, 3-0

03/23/08 West Lafayette, Ind.* (N) L, 55-94

03/23/13 Knoxville, Tenn.* L, 62-83

11/17/14 Knoxville, Tenn. L, 91-39

* NCAA Tournament Oklahoma City Regional



TENNESSEE-MARTIN

UTM leads, 3-2

12/18/93 TULSA L, 61-83

01/27/94 at Martin, Tenn. L, 75-82

01/16/95 at Martin, Tenn. L, 63-82

02/11/95 TULSA W, 79-68

12/10/16 TULSA W, 82-53



TEXAS

Texas leads, 8-3

11/21/77 at Austin, Texas W, 72-43

02/22/78 TULSA W, 75-40

03/26/78 Nacogdoches, Texas* (N) W, 100-84

03/08/79 TULSA* L, 68-77

03/12/81 Nacogdoches, Texas* (N) L, 63-97

12/18/93 at Austin, Texas L, 68-109

02/28/96 at Austin, Texas L, 56-75

03/19/05 Dallas, Texas^ (N) L, 47-64

11/25/05 at Austin, Texas L, 40-79

12/01/09 at Austin, Texas L, 80-94

11/29/23 at Austin, Texas L, 112-74

* AIAW Southwest Regional

^ NCAA Tournament Chattanooga Regional



TEXAS A&M

Texas A&M leads, 6-0

12/01/84 Berkeley, Calif.* (N) L, 48-87

12/19/84 TULSA L, 64-73

12/03/85 at College Station, Texas L, 61-72

01/08/93 at College Station, Texas L, 49-96

02/18/94 TULSA L, 61-78

01/06/97 at College Station, Texas L, 71-80

* Golden Bear Classic



TEXAS A&M-CORPUS CHRISTI

Tied, 3-3

12/11/99 at Corpus Christi, Texas L, 58-60

12/07/00 TULSA W, 74-61

01/17/13 at Corpus Christi, Texas W, 58-41

02/16/13 TULSA W, 81-59

01/04/14 TULSA L, 53-58

02/15/14 at Corpus Christi, Texas L, 53-61



UT ARLINGTON

Series tied, 6-6

01/07/80 TULSA W, 76-68

02/10/81 at Arlington, Texas W, 81-62

11/28/81 TULSA W, 70-66

12/06/86 TULSA W, 73-69

11/26/88 College Station, Texas* (N) L, 80-81 2OT

12/17/88 TULSA^ L, 79-89

12/03/02 at Arlington, Texas L, 55-62

11/25/03 TULSA L, 71-74

11/12/10 TULSA W, 110-58

11/16/12 at Arlington, Texas W, 73-41

11/13/17 at Arlington, Texas L, 70-46

12/6/18 TULSA L, 80-62

* Lady Aggie Classic

^ Midwest Roundball Classic



TCU

TCU leads, 7-4

12/21/85 TULSA W, 79-67

12/21/87 at Ft. Worth, Texas L, 64-79

12/18/88 TULSA # L, 74-87

01/25/92 at Ft. Worth, Texas W, 72-69

01/27/93 at Ft. Worth, Texas L, 60-76

01/08/94 TULSA L, 60-79

12/03/94 Oxford, Miss.* (N) W, 90-58

03/17/11 at Ft. Worth, Texas^ W, 78-74

11/11/17 at Fort Worth, Texas L, 72-58

12/22/20 at Fort Worth, Texas L, 62-48

11/6/23 at Fort Worth, Texas L, 76-56

Midwest Roundball Classic

* Domino's Lady Rebel Classic

^ Women's NIT



TEXAS STATE

(formerly Southwest Texas)

ORU leads, 6-0

12/08/01 TULSA W, 79-67

12/29/03 at San Marcos, Texas W, 70-56

11/19/04 TULSA W, 93-52

03/18/14 at San Marcos, Texas W, 57-54*

11/24/18 at San Marcos, Texas W, 81-64

11/8/19 TULSA W, 63-57

* WBI First Round



UTEP

ORU leads, 9-4

01/23/84 TULSA W, 72-69

02/27/84 at El Paso, Texas W, 75-62

01/21/85 at El Paso, Texas W, 80-69

02/25/85 TULSA W, 71-63

01/20/86 at El Paso, Texas W, 91-70

02/24/86 TULSA W, 94-65

02/13/88 at El Paso, Texas W, 69-53

01/27/89 TULSA L, 74-75



RECORD VS. OPPONENTS

02/15/89	at El Paso, Texas	L, 66-96
11/25/91	at El Paso, Texas	W, 82-79
01/06/93	at El Paso, Texas	L, 50-60
11/28/94	at El Paso, Texas	L, 61-81
02/16/95	TULSA	W, 68-54



UTRGV

ORU leads, 14-1

12/06/92	Lubbock, Texas* (N)	W, 85-59
11/26/93	TULSA	W, 70-68
02/01/94	at Edinburg, Texas	L, 48-49
02/03/95	at Edinburg, Texas	W, 65-57
12/03/96	at Edinburg, Texas	W, 77-57
02/03/97	TULSA	W, 74-48
12/09/99	at Edinburg, Texas	W, 60-56
12/28/01	at Edinburg, Texas	W, 74-63
01/28/03	TULSA	W, 72-68
12/14/03	at Edinburg, Texas	W, 67-57
11/26/04	TULSA	W, 75-65
01/19/07	TULSA	W, 68-47
01/01/08	at Edinburg, Texas	W, 60-40
11/13/09	TULSA	W, 98-65
11/22/23	Edinburg, Texas	W, 72-63

* Lady Raider Classic



UTSA

ORU leads, 6-5

01/21/84	TULSA	L, 72-77
02/25/84	at San Antonio, Texas	L, 64-75
01/19/85	at San Antonio, Texas	L, 56-80
02/23/85	TULSA	L, 57-68
01/18/86	at San Antonio, Texas	W, 60-54
02/22/86	TULSA	W, 97-61
02/27/88	at San Antonio, Texas	W, 92-78
01/28/89	TULSA	W, 92-71
12/22/94	TULSA	W, 62-52
12/15/02	Cancun, Mexico* (N)	W, 47-43
12/20/08	Cozumel, Mexico^ (N)	L, 62-74

* Fun in the Sun Shootout

^ Cozumel Cup



TEXAS SOUTHERN

ORU leads, 5-1

01/09/92	at Houston, Texas	W, 81-52
01/27/92	TULSA	W, 76-73
12/17/94	at Houston, Texas	W, 79-60
03/01/95	TULSA	W, 81-47
02/25/97	TULSA	W, 92-54
12/01/07	at Houston, Texas	L, 48-52



TEXAS TECH

Texas Tech leads, 11-3

11/27/76	Plainview, Texas* (N)	L, 62-66
03/25/78	Nacogdoches, Texas^ (N)	W, 81-66
02/10/79	at Lubbock, Texas	L, 55-65
02/18/80	TULSA	L, 88-91 OT
01/09/82	TULSA	W, 87-71
01/05/85	at Lubbock, Texas	L, 66-101
12/19/85	TULSA	W, 61-54

01/18/92	at Lubbock, Texas	L, 54-88
12/05/96	at Lubbock, Texas	L, 51-74
12/09/04	at Lubbock, Texas	L, 46-79
12/15/05	at Lubbock, Texas	L, 58-99
12/14/06	at Lubbock, Texas	L, 67-69
12/18/07	at Lubbock, Texas	L, 61-91
12/14/22	at Lubbock, Texas	L, 82-68

* Flying Queens Classic

^ AIAW Southwest Regional



TEXAS WESLEYAN

ORU leads, 3-0

03/09/77	Hammond, La.* (N)	W, 69-55
02/12/83	at Ft. Worth, Texas	W, 94-72
02/19/83	TULSA	W, 75-62

* National Small College Tournament



TULANE

Tulane leads, 2-1

02/03/86	at New Orleans, La.	L, 71-74
01/05/87	TULSA	L, 68-73
03/21/11	TULSA*	W, 92-86

* Women's NIT



TULSA

ORU leads, 34-12

02/21/76	TULSA	W, 76-48
03/06/76	at Tulsa, Okla.	W, 89-63
12/02/76	TULSA	W, 68-58
01/08/77	at Tulsa, Okla.	W, 81-52
12/15/77	at Tulsa, Okla.	W, 112-45
02/27/78	Tahlequah, Okla.* (N)	W, 88-51
11/29/78	TULSA	W, 71-50
11/17/79	TULSA	W, 89-50
01/28/80	at Tulsa, Okla.	W, 89-77
01/17/81	TULSA	W, 82-74
01/22/81	at Tulsa, Okla.	W, 111-77
12/02/81	TULSA	W, 77-54
02/11/82	at Tulsa, Okla.	W, 67-65
02/24/83	at Tulsa, Okla.	W, 86-80
03/02/83	TULSA	W, 91-71
12/12/83	TULSA	W, 81-65
02/11/85	at Tulsa, Okla.	W, 74-52
11/26/85	TULSA	W, 90-43
02/15/86	at Tulsa, Okla.	W, 87-51
12/02/86	at Tulsa, Okla.	W, 64-58
01/19/87	TULSA	W, 49-42
12/22/99	at Tulsa, Okla.	L, 51-78
01/02/01	TULSA	W, 63-41
11/27/01	at Tulsa, Okla.	W, 63-61
12/18/01	Cancun, Mexico^ (N)	L, 58-75
11/27/02	TULSA	W, 74-66
12/01/03	at Tulsa, Okla.	L, 60-67
11/30/04	TULSA	L, 64-68
12/10/05	at Tulsa, Okla.	L, 73-88
11/20/06	TULSA	W, 74-61
11/13/07	at Tulsa, Okla.	W, 48-33
11/22/08	Tulsa	W, 65-50
12/12/09	at Tulsa, Okla.	W, 74-69 OT
11/16/10	TULSA	L, 85-86

11/29/11	at Tulsa, Okla.	L, 57-65
11/09/12	TULSA	W, 64-53
11/26/13	at Tulsa, Okla.	L, 58-72
11/21/14	TULSA	W, 73-71
11/20/15	at Tulsa, Okla.	W, 59-53
11/17/16	TULSA	W, 76-68
11/29/17	at Tulsa, Okla.	W, 53-41
11/17/18	TULSA	L, 76-68
11/21/19	at Tulsa, Okla.	L, 67-65
11/21/21	TULSA	L, 55-69
11/20/22	at Tulsa, Okla.	L, 92-77
11/18/23	TULSA	W, 93-87

* AIAW State Tournament

^ Fun in the Sun Shootout



USAO

ORU leads, 5-1

02/07/76	Bethany, Okla.* (N)	L, 59-72
12/15/86	TULSA	W, 82-70
11/08/13	TULSA	W, 89-68
11/29/16	TULSA	W, 67-35
12/05/21	TULSA	W, 73-26
12/14/23	TULSA	W, 94-67

* Bethany Nazarene Tournament



USC UPSTATE

ORU leads, 1-0

12/19/08	Cozumel, Mexico* (N)	W, 82-60
----------	----------------------	----------

* Cozumel Cup



U.S. INTERNATIONAL

USI leads, 1-0

02/21/88	at San Diego, Calif.	L, 64-85
----------	----------------------	----------



UTAH

Utah leads, 2-0

12/21/17	at Salt Lake City, Utah	L, 71-50
12/5/19	at Salt Lake City, Utah	L, 78-58



UTAH STATE

ORU leads, 1-0

01/12/80	TULSA	W, 104-67
----------	-------	-----------



VALPARAISO

Valpo leads, 18-7

01/10/98	TULSA	L, 77-83 OT
02/05/98	at Valparaiso, Ind.	W, 69-59
12/03/98	at Valparaiso, Ind.	L, 51-65
02/06/99	TULSA	L, 65-77
03/01/99	Moline, Ill.* (N)	W, 83-62
12/02/99	TULSA	L, 48-60
02/12/00	at Valparaiso, Ind.	W, 78-60
03/03/00	Ft. Wayne, Ind.* (N)	L, 46-60
01/06/01	TULSA	W, 79-67
02/05/01	at Valparaiso, Ind.	L, 63-65
01/21/02	at Valparaiso, Ind.	L, 50-69
02/16/02	TULSA	L, 57-78
02/03/03	at Valparaiso, Ind.	L, 43-66
03/01/03	TULSA	L, 65-80



RECORD VS. OPPONENTS

03/08/03	Kansas City, Mo.* (N)	L, 56-94
01/10/04	TULSA	W, 67-66
02/16/04	at Valparaiso, Ind.	L, 47-65
03/09/04	Kansas City, Mo.* (N)	L, 63-64
01/08/05	at Valparaiso, Ind.	L, 55-72
02/26/05	TULSA	L, 58-69
01/09/06	at Valparaiso, Ind.	L, 54-81
02/27/06	TULSA	W, 53-31
01/06/07	TULSA	L, 54-57
02/05/07	at Valparaiso, Ind.	L, 56-66
03/05/07	Tulsa, Okla.* (N)	W, 69-63

* Mid-Continent Conference Tournament



VANDERBILT

Vanderbilt leads, 1-0

01/14/93	at Nashville, Tenn.	L, 58-124
----------	---------------------	-----------



VILLANOVA

Villanova leads, 1-0

11/20/10	Annapolis, Md.* (N)	L, 52-61
----------	---------------------	----------

* Navy Classic



WASHBURN

ORU leads, 1-0

12/20/99	TULSA	W, 74-42
----------	-------	----------



WASHINGTON STATE

WSU leads, 3-0

12/12/87	at Pullman, Wash.*	L, 78-94
12/02/95	at Pullman, Wash.^	L, 54-84
01/15/96	TULSA	L, 59-83

* Whitman Cougar Classic

^ Washington State Dial Classic



WAYLAND BAPTIST

WBU leads, 5-1

11/25/76	at Plainview, Texas*	L, 62-101
02/13/84	TULSA	W, 55-53
01/04/85	at Plainview, Texas	L, 56-78
01/14/89	TULSA	L, 73-77
01/13/90	TULSA	L, 48-84
02/13/90	at Plainview, Texas	L, 55-102

* Flying Queens Classic



WEBER STATE

ORU leads, 1-0

03/19/83	Amarillo, Texas* (N)	W, 78-75
----------	----------------------	----------

* Women's NIT



WEST TEXAS A&M

West Texas A&M leads, 5-3

11/26/76	Plainview, Texas* (N)	L, 74-75
02/09/79	at Canyon, Texas	W, 90-44
01/28/84	at Canyon, Texas	L, 68-85
03/03/84	TULSA	W, 86-67
01/26/85	TULSA	L, 60-82

03/02/85	at Canyon, Texas	L, 62-97
01/25/86	TULSA	W, 88-73
03/01/86	at Canyon, Texas	L, 85-87

* Flying Queens Classic



WESTERN ILLINOIS

ORU leads, 30-23

12/01/95	Pullman, Wash.* (N)	W, 70-52
01/17/98	at Macomb, Ill.	W, 86-66
02/12/98	TULSA	W, 67-65
01/02/99	TULSA	W, 63-48
01/30/99	at Macomb, Ill.	W, 76-62
01/06/00	at Macomb, Ill.	L, 61-74
02/05/00	TULSA	L, 66-75
01/13/01	at Macomb, Ill.	L, 49-67
02/19/01	TULSA	W, 71-40
01/19/02	at Macomb, Ill.	L, 54-75
02/18/02	TULSA	L, 60-67
03/02/02	Ft. Wayne, Ind.^ (N)	W, 75-72 OT
02/01/03	at Macomb, Ill.	L, 33-68
03/03/03	TULSA	L, 67-82
01/12/04	TULSA	L, 45-54
02/14/04	at Macomb, Ill.	L, 46-71
03/08/04	Kansas City, Mo.^ (N)	W, 72-70 OT
02/07/05	TULSA	W, 53-48
02/19/05	at Macomb, Ill.	L, 52-67
03/07/05	Tulsa, Okla.^ (N)	W, 43-37
01/07/06	TULSA	L, 56-68
01/28/06	at Macomb, Ill.	W, 47-37
01/08/07	TULSA	L, 41-44
02/03/07	at Macomb, Ill.	W, 55-52
01/19/08	TULSA	L, 46-60
02/18/08	at Macomb, Ill.	L, 51-54
01/17/09	at Macomb, Ill.	L, 71-81
02/16/09	TULSA	L, 58-63
01/16/10	at Macomb, Ill.	W, 82-57
02/15/10	TULSA	W, 82-52
12/02/10	at Macomb, Ill.	W, 68-66
02/26/11	TULSA	W, 101-75
03/05/11	Sioux Falls, S.D.^ (N)	W, 108-79
01/16/12	at Macomb, Ill.	W, 78-66
02/11/12	TULSA	W, 84-69
03/03/12	Sioux Falls, S.D.^ (N)	L, 71-83
01/17/15	TULSA	W, 76-73
02/19/15	at Macomb, Ill.	W, 68-61
01/01/15	at Macomb, Ill.	L, 72-61
02/20/16	TULSA	W, 79-55
03/06/16	Sioux Falls, S.D.^ (N)	W, 68-55
01/07/17	at Macomb, Ill.	L, 76-72 OT
02/01/17	TULSA	L, 76-62
01/06/18	at Macomb, Ill.	L, 56-49
02/03/18	TULSA	L, 85-63
1/5/19	TULSA	W, 68-64
2/23/19	at Macomb, Ill.	W, 92-85
3/10/19	Sioux Falls, S.D.\$	W, 68-64
1/18/20	at Macomb, Ill.	L, 75-61
2/27/20	TULSA	W, 71-60
3/8/20	Sioux Falls, S.D.^ (N)	W, 74-66
2/3/22	at Macomb, Ill.	W, 71-55
2/14/22	TULSA	W, 93-74
1/14/23	Macomb, Ill.	W, 94-90
2/11/23	TULSA	L, 91-85

* Washington State Dial Classic

^ Mid-Continent Conference/Summit League Tournament

\$ Summit League Tournament



WICHITA STATE

ORU leads, 13-11

12/03/77	TULSA	W, 78-45
01/03/79	at Wichita, Kan.*	W, 88-52
02/05/79	at Wichita, Kan.	W, 90-64
02/17/79	TULSA	W, 109-66
11/25/83	TULSA	W, 69-66
12/11/84	at Wichita, Kan.	L, 62-78
12/09/85	TULSA	W, 66-62
12/10/86	at Wichita, Kan.	L, 61-72
11/30/88	at Wichita, Kan.	L, 61-83
01/17/94	TULSA	L, 69-74
12/06/94	at Wichita, Kan.	L, 65-89
12/12/98	at Wichita, Kan.	L, 41-54
11/24/99	TULSA	L, 50-60
11/25/00	at Wichita, Kan.	L, 69-75
11/24/01	TULSA	W, 62-58
12/16/04	at Wichita, Kan.	W, 73-57
12/05/05	TULSA	W, 81-49
12/06/06	at Wichita, Kan.	W, 71-55
11/18/08	TULSA	W, 89-76
03/16/12	at Wichita, Kan.^	L, 57-79
11/11/19	TULSA	W, 79-66
12/08/21	at Wichita, Kan.	L, 62-78
11/16/22	TULSA	L, 89-67
12/20/23	Wichita, Kan.	W, 76-74

* Shocker Holiday Classic

^ Women's NIT



WILLIAM PENN

ORU leads, 2-0

02/10/78	at Okaloosa, Iowa	W, 56-51
11/25/78	TULSA	W, 66-59



WISCONSIN

Series Tied, 1-1

11/13/11	at Madison, Wis.	W, 80-63
12/20/14	at Madison, Wis.	L, 52-70



WOFFORD

ORU leads, 1-0

02/08/97	TULSA	W, 73-53
----------	-------	----------



WYOMING

ORU leads, 1-0

01/05/79	Wichita, Kan.* (N)	W, 65-53
----------	--------------------	----------

* Shocker Holiday Classic



XAVIER

ORU leads, 2-0

01/26/87	TULSA	W, 83-68
02/23/87	at Cincinnati, Ohio	W, 86-66



YOUNGSTOWN STATE

Tied, 5-5

01/08/98	TULSA	L, 69-77
02/07/98	at Youngstown, Ohio	L, 50-72
01/16/99	at Youngstown, Ohio	L, 58-79

