

A stylized, dark blue silhouette of a basketball player in a dynamic, jumping pose, set against a lighter blue background with abstract, curved lines. The player is the central focus, with arms and legs extended.

# **ORU**

***MEN'S BASKETBALL***

***2024-25 RECORD BOOK***




| YEAR              | W-L              | HOME           | ROAD           | NEUTRAL      | CONF.          | PLACE | COACH                 | PPG   | OPP   | POSTSEASON       |
|-------------------|------------------|----------------|----------------|--------------|----------------|-------|-----------------------|-------|-------|------------------|
| 1965-66           | 16-10            | 10-2           | 5-7            | 1-1          | -              | -     | Bill White            | -     | -     | -                |
| 1966-67           | 17-9             | 9-1            | 5-7            | 3-1          | -              | -     | Bill White            | 81.2  | -     | -                |
| 1967-68           | 18-6             | 11-0           | 7-4            | 0-2          | -              | -     | Bill White            | 90.1  | 76.6  | -                |
| 1968-69           | 14-10            | 6-2            | 4-6            | 4-2          | -              | -     | Bill White            | 87.8  | 84.7  | -                |
| 1969-70           | 27-4             | 15-0           | 12-4           | 0-0          | -              | -     | Ken Trickey           | 93.0  | 82.5  | -                |
| 1970-71           | 21-5             | 11-0           | 8-4            | 2-1          | -              | -     | Ken Trickey           | 104.1 | 83.8  | -                |
| 1971-72           | 26-2             | 14-0           | 11-2           | 1-0          | -              | -     | Ken Trickey           | 105.1 | 90.1  | NIT              |
| 1972-73           | 21-6             | 15-2           | 5-2            | 1-2          | -              | -     | Ken Trickey           | 97.3  | 84.9  | NIT              |
| 1973-74           | 23-6             | 18-1           | 3-4            | 2-1          | -              | -     | Ken Trickey           | 94.6  | 84.1  | NCAA             |
| 1974-75           | 20-8             | 14-2           | 4-4            | 2-2          | -              | -     | Jerry Hale            | 83.4  | 78.7  | NIT              |
| 1975-76           | 20-6             | 15-1           | 4-4            | 1-1          | -              | -     | Jerry Hale            | 80.2  | 71.2  | -                |
| 1976-77           | 21-7             | 14-2           | 5-4            | 2-1          | -              | -     | Jerry Hale            | 81.8  | 69.9  | NIT              |
| 1977-78           | 13-14            | 8-6            | 4-6            | 1-2          | -              | -     | Lake Kelly            | 69.7  | 69.9  | -                |
| 1978-79           | 17-10            | 13-2           | 3-7            | 1-1          | -              | -     | Lake Kelly            | 81.1  | 76.9  | -                |
| 1979-80           | 18-10            | 12-1           | 3-8            | 3-1          | 5-1            | 2nd   | Ken Hayes             | 87.4  | 84.6  | -                |
| 1980-81           | 11-16            | 10-6           | 1-10           | 0-0          | 6-5            | T-3rd | Ken Hayes             | 78.3  | 80.4  | -                |
| 1981-82           | 18-12            | 12-5           | 6-7            | 0-0          | 8-4            | 2nd   | Ken Hayes             | 76.6  | 74.6  | NIT              |
| 1982-83           | 14-14            | 10-5           | 4-8            | 0-1          | 10-4           | T-2nd | Ken Hayes, Dick Acres | 69.7  | 70.4  | -                |
| 1983-84           | 21-10            | 11-3           | 7-7            | 3-0          | 11-3           | 1st   | Dick Acres            | 82.9  | 78.0  | NCAA             |
| 1984-85           | 15-15            | 11-6           | 4-9            | 0-0          | 8-6            | 3rd   | Dick Acres            | 74.9  | 73.3  | -                |
| 1985-86           | 10-18            | 7-10           | 3-7            | 0-1          | 5-7            | 4th   | Ted Owens             | 68.5  | 69.4  | -                |
| 1986-87           | 11-17            | 10-5           | 1-9            | 0-3          | 5-7            | T-3rd | Ted Owens             | 66.9  | 70.1  | -                |
| 1987-88           | 8-21             | 8-8            | 0-11           | 0-2          | -              | -     | Ken Trickey           | 77.6  | 88.0  | -                |
| 1988-89           | 8-20             | 3-8            | 4-12           | 1-0          | -              | -     | Ken Trickey           | 86.1  | 90.0  | -                |
| 1989-90           | 36-6             | 18-0           | 11-4           | 7-2          | -              | -     | Ken Trickey           | 101.7 | 84.5  | NAIA Tourn.      |
| 1990-91           | 29-6             | 16-2           | 10-3           | 3-1          | -              | -     | Ken Trickey           | 98.7  | 86.6  | NAIA Dist.       |
| 1991-92           | 10-18            | 7-4            | 2-12           | 1-2          | -              | -     | Ken Trickey           | 85.0  | 92.5  | -                |
| 1992-93           | 5-22             | 5-5            | 0-17           | 0-0          | -              | -     | Ken Trickey           | 80.9  | 100.8 | -                |
| 1993-94           | 6-21             | 5-8            | 1-11           | 0-2          | -              | -     | Bill Self             | 71.7  | 82.3  | -                |
| 1994-95           | 10-17            | 9-6            | 1-11           | 0-0          | -              | -     | Bill Self             | 72.4  | 74.7  | -                |
| 1995-96           | 18-9             | 11-4           | 7-5            | 0-0          | -              | -     | Bill Self             | 75.7  | 68.3  | -                |
| 1996-97           | 21-7             | 14-0           | 6-7            | 1-0          | -              | -     | Bill Self             | 75.2  | 64.6  | NIT              |
| 1997-98           | 19-12            | 11-1           | 6-8            | 2-3          | 12-4           | 2nd   | Barry Hinson          | 80.2  | 72.1  | -                |
| 1998-99           | 17-11            | 10-2           | 5-7            | 2-2          | 10-4           | T-1st | Barry Hinson          | 77.4  | 73.2  | -                |
| 1999-00           | 13-17            | 8-4            | 3-9            | 2-4          | 8-8            | 5th   | Scott Sutton          | 72.3  | 73.1  | -                |
| 2000-01           | 10-19            | 7-7            | 2-8            | 1-4          | 5-11           | T-7th | Scott Sutton          | 71.4  | 76.6  | -                |
| 2001-02           | 17-14            | 9-4            | 5-8            | 3-2          | 10-4           | T-2nd | Scott Sutton          | 76.1  | 70.1  | -                |
| 2002-03           | 18-10            | 12-1           | 5-7            | 1-2          | 9-5            | 4th   | Scott Sutton          | 77.5  | 70.2  | -                |
| 2003-04           | 17-11            | 10-3           | 6-7            | 1-1          | 10-6           | T-2nd | Scott Sutton          | 80.9  | 76.2  | -                |
| 2004-05           | 25-8             | 11-1           | 11-5           | 3-2          | 13-3           | 1st   | Scott Sutton          | 77.3  | 67.6  | NIT              |
| 2005-06           | 21-12            | 10-2           | 6-8            | 5-2          | 13-3           | T-1st | Scott Sutton          | 74.9  | 68.1  | NCAA             |
| 2006-07           | 23-11            | 12-2           | 6-8            | 5-1          | 12-2           | 1st   | Scott Sutton          | 71.8  | 64.9  | NCAA             |
| 2007-08           | 24-9             | 12-1           | 8-6            | 4-2          | 16-2           | 1st   | Scott Sutton          | 69.2  | 62.0  | NCAA             |
| 2008-09           | 16-15            | 9-2            | 6-10           | 1-3          | 14-4           | 2nd   | Scott Sutton          | 70.8  | 66.4  | -                |
| 2009-10           | 20-13            | 10-3           | 8-8            | 2-2          | 13-5           | 3rd   | Scott Sutton          | 70.1  | 66.1  | -                |
| 2010-11           | 19-16            | 9-3            | 7-10           | 3-3          | 13-5           | 2nd   | Scott Sutton          | 74.7  | 72.7  | CIT              |
| 2011-12           | 27-7             | 15-1           | 10-4           | 2-2          | 17-1           | 1st   | Scott Sutton          | 72.6  | 65.8  | NIT              |
| 2012-13           | 20-15            | 10-4           | 9-8            | 1-3          | 13-5           | 3rd   | Scott Sutton          | 71.0  | 66.9  | CIT              |
| 2013-14           | 17-16            | 9-4            | 5-11           | 3-1          | 10-8           | T-6th | Scott Sutton          | 71.4  | 69.3  | -                |
| 2014-15           | 19-15            | 12-2           | 5-11           | 2-2          | 10-6           | 3rd   | Scott Sutton          | 69.9  | 68.9  | CBI              |
| 2015-16           | 14-17            | 8-4            | 4-12           | 2-1          | 6-10           | 7th   | Scott Sutton          | 76.0  | 76.9  | -                |
| 2016-17           | 8-22             | 7-6            | 1-13           | 0-3          | 4-12           | 9th   | Scott Sutton          | 75.1  | 79.9  | -                |
| 2017-18           | 11-21            | 8-5            | 3-13           | 0-3          | 5-9            | T-5th | Paul Mills            | 72.9  | 77.6  | -                |
| 2018-19           | 11-21            | 7-6            | 3-13           | 1-2          | 7-9            | T-5th | Paul Mills            | 72.3  | 77.6  | -                |
| 2019-20           | 17-14            | 13-1           | 3-12           | 1-1          | 9-7            | T-4th | Paul Mills            | 80.2  | 73.1  | (COVID-19*)      |
| 2020-21           | 18-11            | 8-3            | 5-7            | 5-1          | 10-5           | 4th   | Paul Mills            | 81.1  | 75.6  | NCAA Sweet 16    |
| 2021-22           | 19-12            | 10-5           | 8-6            | 1-1          | 12-6           | T-3rd | Paul Mills            | 83.3  | 74.4  | -                |
| 2022-23           | 30-5             | 16-0           | 11-4           | 3-1          | 18-0           | 1st   | Paul Mills            | 83.3  | 70.2  | NCAA First Round |
| 2023-24           | 12-19            | 9-5            | 2-13           | 1-1          | 5-11           | 8th   | Russell Springmann    | 73.4  | 75.3  | -                |
| <b>TOTALS</b>     | <b>1,025-744</b> | <b>624-189</b> | <b>304-480</b> | <b>97-87</b> | <b>342-192</b> |       |                       |       |       |                  |
| <b>57 SEASONS</b> | <b>.579</b>      | <b>.768</b>    | <b>.388</b>    | <b>.527</b>  | <b>.640</b>    |       |                       |       |       |                  |

During the 1989-90 and 1990-91 seasons ORU played in the NAIA; All other seasons starting with the 1971-72 season are NCAA Division I; Conference contests from 1979-1985 are in the Midwestern City Conference, which changed its name to the Midwestern Collegiate Conference for the 1985-86 and 1986-87 seasons; From 1997-12, conference contests were in the Mid-Continent Conference/Summit League; the Mid-Con changed its name to The Summit League prior to the 2007-08


### CAREER RECORDS BY WIN PERCENTAGE

| COACH              | SEASONS   | YEARS          | ALL GAMES    |            |             | MIDWEST COLLEGIATE |           |             | MID-CON/SUMMIT |            |             | SOUTHLAND CONF. |           |             |
|--------------------|-----------|----------------|--------------|------------|-------------|--------------------|-----------|-------------|----------------|------------|-------------|-----------------|-----------|-------------|
|                    |           |                | WON          | LOST       | PCT.        | WON                | LOST      | PCT.        | WON            | LOST       | PCT.        | WON             | LOST      | PCT.        |
| Jerry Hale         | 3         | 1974-77        | 61           | 21         | .744        | -                  | -         | -           | -              | -          | -           | -               | -         | -           |
| Bill White         | 4         | 1965-69        | 65           | 35         | .650        | -                  | -         | -           | -              | -          | -           | -               | -         | -           |
| Ken Trickey        | 11        | 1969-74, 87-93 | 214          | 116        | .648        | -                  | -         | -           | -              | -          | -           | -               | -         | -           |
| Barry Hinson       | 2         | 1997-99        | 36           | 23         | .610        | -                  | -         | -           | 22             | 8          | .733        | -               | -         | -           |
| Scott Sutton       | 18        | 1999-2017      | 328          | 247        | .570        | -                  | -         | -           | 173            | 87         | .665        | 23              | 13        | .639        |
| Dick Acres         | 3         | 1982-85        | 47           | 34         | .580        | 29                 | 13        | .690        | -              | -          | -           | -               | -         | -           |
| Paul Mills         | 6         | 2017-23        | 106          | 84         | .558        | -                  | -         | -           | 61             | 36         | .625        | -               | -         | -           |
| Lake Kelly         | 2         | 1977-79        | 30           | 24         | .556        | -                  | -         | -           | -              | -          | -           | -               | -         | -           |
| Ken Hayes          | 3+        | 1979-83        | 50           | 43         | .538        | 19                 | 10        | .655        | -              | -          | -           | -               | -         | -           |
| Bill Self          | 4         | 1993-97        | 55           | 54         | .505        | -                  | -         | -           | -              | -          | -           | -               | -         | -           |
| Russell Springmann | 1         | 2023-Pres.     | 12           | 19         | .387        | -                  | -         | -           | 5              | 11         | .312        | -               | -         | -           |
| Ted Owens          | 2         | 1985-87        | 21           | 35         | .375        | 10                 | 14        | .416        | -              | -          | -           | -               | -         | -           |
| <b>TOTALS</b>      | <b>59</b> |                | <b>1,025</b> | <b>744</b> | <b>.579</b> | <b>58</b>          | <b>37</b> | <b>.610</b> | <b>261</b>     | <b>142</b> | <b>.648</b> | <b>23</b>       | <b>13</b> | <b>.639</b> |

### CAREER RECORDS BY YEARS




**BILL WHITE**  
1965-69  
65-35 (.650)




**KEN TRICKEY**  
1969-74, 1987-93  
214-116 (.648)




**JERRY HALE**  
1974-77  
61-21 (.744)




**LAKE KELLY**  
1977-79  
30-24 (.556)



**KEN HAYES**  
1979-83  
50-43 (.538)



**DICK ACRES**  
1982-85  
47-34 (.580)



**TED OWENS**  
1985-87  
21-35 (.375)



**BILL SELF**  
1993-97  
55-54 (.505)



**BARRY HINSON**  
1997-99  
36-23 (.610)



**SCOTT SUTTON**  
1999-2017  
328-247 (.570)



**PAUL MILLS**  
2017-Pres.  
57-67 (.460)




**RUSSELL SPRINGMANN**  
2023-Pres.  
12-19 (.387)



### 1. GREG SUTTON


3,070



**1988-91**  
**GUARD**  
**OKLAHOMA CITY, OKLA.**

Played just three seasons, but holds virtually every ORU offensive record ... Averaged an incredible 29.5 points per contest ... Averaged a career-high 34.3 points per game in 1990-91 ... ORU improved from 8-20 in Sutton's first season to a school record 36 wins in 1989-90 ... A two-time (1989-90, 1990-91) NIAA All-American, scored 40 points or more an incredible 13 times


and 50 or more points twice in his career ... The Oklahoma City native was also a solid rebounder, pulling down 494 rebounds during his career, an average of 4.8 per contest ... Sutton scored a career-high 68 points on Dec. 5, 1990, against Oklahoma City ... He was drafted in the second round of the 1991 NBA draft by the San Antonio Spurs, but ended up playing two seasons with the Charlotte Hornets before playing one year with the Philadelphia 76'ers.



| SEASON  | G   | FG-FGA      | PCT  | 3FG-A     | PCT  | FT-FTA  | PCT  | PTS   | AVG  |
|---------|-----|-------------|------|-----------|------|---------|------|-------|------|
| 1988-89 | 28  | 214-564     | .379 | 83-251    | .331 | 103-157 | .656 | 614   | 21.9 |
| 1989-90 | 41  | 417-976     | .427 | 170-443   | .384 | 252-328 | .768 | 1,256 | 30.6 |
| 1990-91 | 35  | 393-858     | .458 | 185-463   | .400 | 229-280 | .818 | 1,200 | 34.3 |
| Totals  | 104 | 1,024-2,398 | .427 | 438-1,157 | .379 | 584-765 | .763 | 3,070 | 29.5 |

### 2. RICHARD FUQUA


3,004



**1969-73**  
**GUARD**  
**CHATTANOOGA, TENN.**

A four-year contributor to the ORU program ... One of only three players in school history to lead the team in scoring four-straight years ... Averaged 27.1 points and 4.7 rebounds for his career ... Scored 40 or more points in a game 16 times, 50 or more points seven times and 60 or more points once ... His career-high 60, came against the University of the South on Jan. 15, 1971 ... Play-

ing before the advent of the three-point shot, Fuqua hoisted up a school-record 2,838 field goal attempts, hitting 1,273 of those ... ORU's first All-American, Fuqua went on to capture three All-American awards in his career ... Fuqua's No. 24 jersey is one of only three jerseys to be retired in school history.



| SEASON  | G   | FG-FGA      | PCT  | 3FG-A | PCT | FT-FTA  | PCT  | PTS   | AVG  |
|---------|-----|-------------|------|-------|-----|---------|------|-------|------|
| 1969-70 | 31  | 228-483     | .472 | -     | -   | 105-147 | .714 | 561   | 18.1 |
| 1970-71 | 26  | 353-701     | .504 | -     | -   | 120-171 | .702 | 826   | 31.8 |
| 1971-72 | 28  | 423-941     | .450 | -     | -   | 160-210 | .762 | 1,006 | 35.9 |
| 1972-73 | 26  | 269-713     | .377 | -     | -   | 73-130  | .562 | 611   | 23.5 |
| Totals  | 111 | 1,273-2,838 | .449 | -     | -   | 458-658 | .696 | 3,004 | 27.1 |

### 3. MAX ABMAS

2,562



**2019-2023**  
**GUARD**  
**ROCKWALL, TEXAS**

Led the charge in ORU's magical run to the NCAA Sweet 16 and a Summit League tournament title in 2021 as the nation's leading scorer when the sophomore scored 24.5 points per game ... Named an All-American by CBS Sports, Associated Press and College Insider in 2020-21 ... Chosen as the Lou Henson National Mid-Major Player of the Year by College Insider, Major Madness

Player of the Year and Summit League Player of the Year as a sophomore ... Became the first player since Davidson's Steph Curry (2008) to score 25 or more points in his first three NCAA Tournament games earning 2021 NCAA All-South Region Team honors ... Was the only NCAA player in 2020-21 to record multiple 40-point games, including a career-high 42 against South Dakota State Feb. 13, 2021 ... In just two years ranks eighth in ORU history with 187 made 3-pointers ... Scored his 1,000th career point against North Dakota Mar. 7, 2021 ... One of two freshman to rank in the nation's top 40 for made 3-pointers (87) in 2019-20 earning Summit League All-Newcomer Team honors ... First-ever CoSIDA Academic All-American in ORU men's basketball history.



| Season  | G   | FG-FGA   | PCT  | 3FG-A    | PCT  | FT-FTA  | PCT  | PTS  | AVG  |
|---------|-----|----------|------|----------|------|---------|------|------|------|
| 2019-20 | 31  | 158-384  | .411 | 87-238   | .366 | 45-55   | .818 | 448  | 14.5 |
| 2020-21 | 28  | 224-470  | .477 | 100-233  | .429 | 138-155 | .890 | 686  | 24.5 |
| 2021-22 | 30  | 226-536  | .422 | 114-293  | .389 | 119-140 | .850 | 685  | 22.8 |
| 2022-23 | 34  | 233-534  | .436 | 119-319  | .373 | 158-172 | .919 | 743  | 21.9 |
| Totals  | 123 | 841-1924 | .437 | 420-1083 | .388 | 460-522 | .881 | 2562 | 20.8 |

### 4. CALEB GREEN

2,503



**2003-07**  
**FORWARD**  
**TULSA, OKLA.**


Led ORU to two NCAA Tournaments (2006, 2007), one NIT (2005) and three consecutive Mid-Continent Conference regular season titles (2005, 2006, 2007) ... Three-time (2005, 2006, 2007) Associated Press All-American (HM) ... Three-time (2005, 2006, 2007) Mid-Con Player of the Year ... 18th player in NCAA history with over 2,500 points and 1,000 rebounds ... Ended career as the Mid-Con's all-time leader in points, rebounds, free

throws made, and free throws attempted ... 2007 Mid-Major Player of the Year ... Played in 2007 NABC All-Star game ... Set school records with 61 career double-doubles, 35 20-point, 10-rebound games ... 15-time Mid-Con Player of the Week selection ... Ranked fifth nationally with 16 double-doubles in 2004-05 ... First ORU sophomore to reach 1,000 career points and 500 career rebounds.



| SEASON  | G   | FG-FGA   | PCT  | 3FG-A | PCT  | FT-FTA   | PCT  | PTS   | AVG  |
|---------|-----|----------|------|-------|------|----------|------|-------|------|
| 2003-04 | 28  | 177-300  | .590 | 0-1   | .000 | 126-177  | .712 | 480   | 17.1 |
| 2004-05 | 33  | 213-386  | .552 | 0-1   | .000 | 213-283  | .753 | 639   | 19.4 |
| 2005-06 | 33  | 224-425  | .527 | 3-10  | .300 | 235-308  | .763 | 686   | 20.8 |
| 2006-07 | 34  | 207-413  | .501 | 6-17  | .353 | 278-336  | .760 | 698   | 20.5 |
| Totals  | 128 | 821-1524 | .539 | 9-29  | .310 | 852-1134 | .751 | 2,503 | 19.6 |


**5. ANTHONY ROBERTS** **2,341**



**1973-77**  
**FORWARD**  
**CHATTANOOGA, TENN.**

One of only three players to have his jersey (No. 15) retired ... Played without the benefit of the three-point shot ... A three-time All-American ... Averaged 21.7 points and 7.4 rebounds per contest ... Pulled down 800 rebounds in his career, fifth-most in school history ... Scored 40 points or more in a game 10 times ... Only player in school history to score 60 or more points twice ...

Scored a career-high 66 points against North Carolina A&T on Feb. 19, 1977 ... Followed that up with 65 points less than a month later against Oregon at home in the first round of the NIT on March 9, 1977 ... The 65 points in the postseason was a major-college record ... Averaged 34.0 points per game that season, the second-best average in the nation that year ... Led ORU to an 84-27 record and three-postseason berths in his four seasons.



| SEASON  | G   | FG-FGA      | PCT  | 3FG-A | PCT | FT-FTA  | PCT  | PTS   | AVG  |
|---------|-----|-------------|------|-------|-----|---------|------|-------|------|
| 1973-74 | 26  | 60-129      | .465 | -     | -   | 14-23   | .609 | 97    | 3.7  |
| 1974-75 | 28  | 267-566     | .472 | -     | -   | 92-129  | .713 | 626   | 22.4 |
| 1975-76 | 26  | 277-573     | .483 | -     | -   | 76-98   | .776 | 630   | 24.2 |
| 1976-77 | 28  | 402-739     | .544 | -     | -   | 147-184 | .799 | 951   | 34.0 |
| Totals  | 108 | 1,006-2,007 | .501 | -     | -   | 329-434 | .758 | 2,341 | 21.7 |

**6. DOMINIQUE MORRISON** **2,080**



**2008-12**  
**FORWARD**  
**KANSAS CITY, MO.**


A four year starter for ORU, Morrison helped lead ORU to a pair of postseason bids in his final two seasons ... Earned Summit League Player of the Year honors as a senior after leading the team to a 27-7 overall record, a 17-1 Summit League record and a regular season conference championship ... A two-time mid-major All-American, two time all-district selection and three-time

Summit League Player of the Week, his career was capped off as he was named an AP All-American (HM) as a senior... Averaged better than 19 points per game in each of his final two seasons and 16.1 points per game for his career playing in all but four games over his four year span ... Averaged just below 20 points per game as a senior but 22.2 points per game in league play, and was fourth among the NCAA's active career scoring leaders.



| SEASON  | G   | FG-FGA   | PCT  | 3FG-A   | PCT  | FT-FTA  | PCT  | PTS   | AVG  |
|---------|-----|----------|------|---------|------|---------|------|-------|------|
| 2008-09 | 31  | 101-237  | .426 | 25-75   | .333 | 70-86   | .814 | 297   | 9.6  |
| 2009-10 | 33  | 164-394  | .416 | 43-120  | .358 | 135-162 | .833 | 506   | 15.3 |
| 2010-11 | 31  | 207-403  | .514 | 40-99   | .404 | 149-191 | .780 | 603   | 19.5 |
| 2011-12 | 34  | 215-441  | .488 | 55-130  | .423 | 189-229 | .825 | 674   | 19.8 |
| Totals  | 129 | 687-1475 | .466 | 163-424 | .384 | 543-668 | .813 | 2,080 | 16.1 |


**7. MARK ACRES** **2,038**



**1981-85**  
**CENTER**  
**PALOS VERDES, CALIF.**

Arguably the best all-around player in school history ... Appears in the top 10 in 10 different career school statistic categories ... Ranks third in school history with 1,051 career rebounds and first in blocked shots with 164 ... Averaged 18.5 points, 9.6 rebounds and 1.5 blocks per game for his career ... Only player in school history to lead ORU in both scoring and rebounding in each of

his four seasons ... Pulled down a career-high 21 rebounds against Tulsa at home on Jan. 12, 1984 ... One of only two players in school history to score 2,000 points and grab 1,000 rebounds (Caleb Green) ... A four-time All-American ... Led ORU to the NCAA Tournament during the 1983-84 season ... That ORU squad finished the season 21-10 ... Drafted 40th overall in the 1985 NBA Draft and played eight seasons in the NBA.



| SEASON  | G   | FG-FGA    | PCT  | REB   | AST | FT-FTA  | PCT  | PTS   | AVG  |
|---------|-----|-----------|------|-------|-----|---------|------|-------|------|
| 1981-82 | 22  | 109-186   | .586 | 178   | 38  | 104-143 | .727 | 322   | 14.6 |
| 1982-83 | 28  | 203-368   | .552 | 269   | 63  | 120-167 | .719 | 526   | 18.8 |
| 1983-84 | 31  | 266-482   | .552 | 324   | 64  | 114-159 | .717 | 646   | 20.8 |
| 1984-85 | 29  | 221-380   | .582 | 280   | 54  | 102-163 | .626 | 544   | 18.8 |
| Totals  | 110 | 799-1,416 | .564 | 1,051 | 219 | 440-632 | .696 | 2,038 | 18.5 |

**8. KEN TUTT** **2,019**



**2003-07**  
**GUARD**  
**GARLAND, TEXAS**

Clutch performer concluded career by sinking championship-winning jumper in final 30 seconds against Oakland in 2007 Mid-Continent Conference championship game ... Helped lead ORU to two NCAA Tournaments (2006, 2007), one NIT (2005) and three consecutive Mid-Con regular season titles (2005, 2006, 2007) ... Third in ORU history with 319 3-pointers ... Owned

seven final-minute, game-winning shots ... Three-time first-team all-conference selection ... 2006 Mid-Con Tournament MVP ... Scored in double-figures in 43 straight games over his freshman and sophomore seasons ... Named Mid-Con newcomer of the year in 2004 ... also earned Basketball Hall of Fame's Edward S. Steitz Award as nation's top 3-point shooter (2004) ... Mid-Major Freshman of the Year in 2004.



| SEASON  | G   | FG-FGA   | PCT  | 3FG-A   | PCT  | FT-FTA  | PCT  | PTS   | AVG  |
|---------|-----|----------|------|---------|------|---------|------|-------|------|
| 2003-04 | 28  | 193-432  | .447 | 101-225 | .449 | 92-109  | .844 | 579   | 20.7 |
| 2004-05 | 33  | 197-461  | .427 | 82-209  | .392 | 87-100  | .870 | 563   | 17.1 |
| 2005-06 | 23  | 110-279  | .394 | 52-124  | .419 | 64-65   | .831 | 326   | 14.2 |
| 2006-07 | 34  | 184-447  | .412 | 84-217  | .387 | 99-135  | .733 | 551   | 16.2 |
| Totals  | 118 | 684-1619 | .422 | 319-775 | .412 | 332-409 | .812 | 2,019 | 17.1 |



**9. WARREN NILES**
**1,984**


**2009-13**  
**GUARD**  
**CINCINNATI, OHIO**

Midway through his junior season, Warren Niles joined the 1,000-point club and he posted one of the best senior seasons, especially from the 3-point line ... Niles averaged better than 14 points per game over the course of his career, including nearly 19 points (18.9) per game as a senior ... Broke the freshman scoring record with 39 points against IUPUI and had four 30-point games

... A seven-time Conference Player of the Week, he was a mid-major freshman All-American, named to the All-Newcomer team, and honorable mention all-conference selection as a sophomore and a junior ... Earned NABC All-District first team, All-Southland Conference first team and Great Alaska Shootout All-Tournament team honors during his senior season ... Ranks in the top 10 in ORU history in career points, field goals, 3-point field goals and games played.




| SEASON  | G   | FG-FGA   | PCT  | 3FG-A   | PCT  | FT-FTA  | PCT  | PTS   | AVG  |
|---------|-----|----------|------|---------|------|---------|------|-------|------|
| 2009-10 | 32  | 146-351  | .416 | 57-156  | .365 | 60-86   | .698 | 409   | 12.8 |
| 2010-11 | 35  | 167-428  | .390 | 76-207  | .367 | 92-113  | .814 | 502   | 14.3 |
| 2011-12 | 34  | 139-308  | .451 | 63-174  | .362 | 70-87   | .805 | 411   | 12.1 |
| 2012-13 | 35  | 222-507  | .438 | 96-243  | .395 | 122-154 | .792 | 662   | 18.9 |
| Totals  | 136 | 674-1594 | .423 | 292-780 | .374 | 344-440 | .782 | 1,984 | 14.6 |


**10. TIM GILL**
**1,959**

**1994-98**  
**GUARD**  
**TULSA, OKLA.**

The highest scoring player at ORU during the decade of the 1990's ... Averaged 17.7 points, 2.7 rebounds and 3.4 assists per game during his four-year career ... Helped ORU improve from 6-21 his freshman year to 27-7 his junior year and a NIT berth (1996-97) ... Led the team in scoring all four seasons he played ... His 16.3 point per game average his freshman season is the

second-highest per game average for a freshman in school history ... ORU's best three-point shooter (by percentage) of all time ... Hit 333-of-757 three-point shots (44 percent) ... Hit an incredible 48.5 percent (95-of-196) of his three-pointers in 1997-98 ... Ranked fifth all-time with a 82.7 free throw percentage ... Scored a career-high 34 points against Northeastern Illinois on Feb. 21, 1998 ... Dished a career-best 11 assists against Missouri on Dec. 10, 1997.




| SEASON  | G   | FG-FGA    | PCT  | 3FG-A   | PCT  | FT-FTA  | PCT  | PTS   | AVG  |
|---------|-----|-----------|------|---------|------|---------|------|-------|------|
| 1994-95 | 26  | 144-331   | .435 | 68-175  | .389 | 68-88   | .773 | 424   | 16.3 |
| 1995-96 | 27  | 161-338   | .476 | 87-193  | .451 | 64-75   | .853 | 473   | 17.5 |
| 1996-97 | 28  | 167-337   | .496 | 83-193  | .430 | 85-99   | .859 | 502   | 17.9 |
| 1997-98 | 31  | 190-385   | .494 | 95-196  | .485 | 85-105  | .810 | 560   | 18.1 |
| Totals  | 112 | 664-1,391 | .477 | 333-757 | .440 | 302-365 | .827 | 1,959 | 17.5 |

**11. HAYWOODE WORKMAN**
**1,506**

**1986-89**  
**GUARD**  
**CHARLOTTE, N.C.**

One of the hardest working players to ever wear the ORU jersey ... Played three seasons and averaged 17.7 points, 5.2 rebounds, 4.3 points and 2.9 steals per game ... Holds the school's single-season record for steals with 103 in 1987-88 ... The 103 thefts were the fourth-most in the country that season ... Lead the team in scoring in 1987-88, averaging 19.4 points per game ...

Scored a career-high 38 points against Iowa on Dec.30, 1987 ... Dished a career high 15 assists against St. Louis on Feb. 7, 1987 ... Pulled down 15 boards against Alabama State on Dec. 12, 1987, also a career-best ... Earned honorable mention All-America accolades in 1987-88 by Street & Smith ... Workman was drafted in the second round of the 1989 NBA draft by the Atlanta Hawks and played for more than a decade in the NBA.



| SEASON  | G  | FG-FGA    | PCT  | 3FG-A  | PCT  | FT-FTA  | PCT  | PTS   | AVG  |
|---------|----|-----------|------|--------|------|---------|------|-------|------|
| 1986-87 | 28 | 125-342   | .366 | 16-56  | .286 | 121-152 | .796 | 387   | 13.8 |
| 1987-88 | 29 | 206-496   | .415 | 42-149 | .282 | 108-143 | .755 | 562   | 19.4 |
| 1988-89 | 28 | 205-424   | .483 | 37-101 | .366 | 110-135 | .815 | 557   | 19.9 |
| Totals  | 85 | 536-1,262 | .425 | 95-306 | .310 | 339-430 | .788 | 1,506 | 17.7 |

**12. EMMANUEL NZEKWESI**
**1,492**


**2015-20**  
**FORWARD**  
**TROPHY CLUB, TEXAS**

Named NABC All-District Second Team and All-Summit League First Team in his final collegiate season after leading ORU with 16.3 points and 9.9 rebounds per game ... Crossed both the 1,000-point and 500-rebound marks during his junior season ... Earned All-Summit League Second Team honors in 2018-19 after earning All-Summit League Honorable Mention accolades

in 2017-18 ... 2016-17 Summit League Freshman of the Year and was selected to play for The Netherlands at the 2017 FIBA U20 Championships ... Three-time Summit League Player of the Week and once selected as Summit League Player of the Month (Dec. 2019) ... Averaged a double-double (16.8 points, 10.5 rebounds) in Summit League play as a junior and again as a senior (17.1 points, 10.4 rebounds) ... Also named to the CoSIDA Academic All-District First Team, D1-AAA ADA Scholar-Athlete Team and Academic All-Summit League in 2019-20 for his work in the classroom.




| Season  | G   | FG-FGA    | PCT  | 3FG-A  | PCT  | FT-FTA  | PCT  | PTS   | AVG  |
|---------|-----|-----------|------|--------|------|---------|------|-------|------|
| 2016-17 | 30  | 117-262   | .447 | 20-69  | .290 | 39-59   | .661 | 293   | 9.8  |
| 2017-18 | 32  | 161-355   | .454 | 15-64  | .234 | 69-102  | .676 | 406   | 12.7 |
| 2018-19 | 26  | 161-301   | .535 | 9-34   | .265 | 54-80   | .675 | 385   | 14.8 |
| 2019-20 | 25  | 162-292   | .555 | 6-15   | .400 | 78-107  | .729 | 408   | 16.3 |
| Totals  | 113 | 601-1,210 | .497 | 50-182 | .275 | 240-348 | .690 | 1,492 | 13.2 |

**13. JEFF ACRES**
**1,476**



**1980-85  
FORWARD  
PALOS VERDES, CALIF.**

The second half of the only brother 1,000-point tandem in school history ... Brother, Mark, is also in the top 10 in scoring in ORU history ... Jeff played four solid seasons, averaging 12.2 points and 6.5 rebounds per game ... Averaged a career-best 15.0 points per outing in 1983-84 after returning from the injury ... Scored a career-high 27 points against Tulane on Dec. 12, 1980 ... Pulled

down a personal-high 18 boards against cross-town rival Tulsa on Dec. 12, 1981 ... Ranked sixth in school history with 797 rebounds ... His 569 field goals rank seventh in school history ... Ranked seventh with 296 free throws made ... Also an excellent ball-handler ... Dished 263 career assists, ranking him in the top 10 in school history ... Drafted in the seventh round of the 1985 NBA draft by the Indiana Pacers.



| SEASON  | G   | FG-FGA    | PCT  | 3FG-A | PCT | FT-FTA  | PCT  | PTS   | AVG  |
|---------|-----|-----------|------|-------|-----|---------|------|-------|------|
| 1980-81 | 27  | 153-317   | .483 | -     | -   | 47-66   | .712 | 353   | 13.1 |
| 1981-82 | 30  | 93-196    | .474 | -     | -   | 50-82   | .610 | 236   | 7.9  |
| 1983-84 | 31  | 177-373   | .475 | -     | -   | 111-158 | .703 | 465   | 15.0 |
| 1984-85 | 30  | 146-287   | .509 | -     | -   | 88-137  | .642 | 380   | 12.7 |
| Totals  | 122 | 584-1,217 | .480 | -     | -   | 308-463 | .665 | 1,476 | 12.1 |

**14. CARL HARDAWAY**
**1,408**


**1966-70  
FORWARD  
MILLINGTON, TENN.**

The first player in school history to top the 1,000-point plateau ... Played for ORU's first head coach Bill White and then for Ken Trickey's first season in 1969-70 ... Helped lead ORU to a 76-29 (.724) record in his four seasons ... ORU was 27-4 his senior season and averaged 93.0 points per game ... His 608 field goals rank 10th all-time at ORU ... Pulled down a career-high 25

rebounds against Defiance on Dec. 27, 1968 ... That single-game total is the fourth-most in school history.



| SEASON  | G   | FG-FGA    | PCT  | 3FG-A | PCT | FT-FTA  | PCT  | PTS   | AVG  |
|---------|-----|-----------|------|-------|-----|---------|------|-------|------|
| 1966-67 | 26  | 135-251   | .538 | -     | -   | 44-70   | .629 | 314   | 12.1 |
| 1967-68 | 24  | 136-238   | .529 | -     | -   | 32-56   | .571 | 284   | 11.8 |
| 1968-69 | 24  | 155-311   | .498 | -     | -   | 52-72   | .722 | 362   | 15.1 |
| 1969-70 | 31  | 182-388   | .469 | -     | -   | 84-118  | .712 | 448   | 14.5 |
| Totals  | 105 | 608-1,188 | .512 | -     | -   | 212-316 | .671 | 1,408 | 13.4 |

**15. ISSAC MCBRIDE**
**1,397**


**2021-PRES.  
GUARD  
LITTLE ROCK, ARK.**

From Little Rock, Arkansas, McBride is a three-year member of the Golden Eagles and has appeared in over 90 games in his ORU career. This past season, McBride reached 1,000 points scored in his Golden Eagle career and ranks 15th in career-points all-time at ORU with 1,347. McBride was a part of the historic 30-5 NCAA tournament team from a year ago. A Summit League Preseason

First Team selection, McBride has put together a stellar senior campaign ranking 29th in the country in points per game with 20.1 and first in the Summit in free throw percentage shooting 88.7% from the line. McBride scored a career-high 34 points last month in ORU's 82-76 win over Denver. McBride is a two-time All-Summit League Second Team selection.



| Season  | G  | FG-FGA    | PCT  | 3FG-A   | PCT  | FT-FTA  | PCT  | PTS   | AVG  |
|---------|----|-----------|------|---------|------|---------|------|-------|------|
| 2021-22 | 30 | 128-278   | .460 | 47-105  | .448 | 67-80   | .838 | 370   | 12.3 |
| 2022-23 | 35 | 152-318   | .478 | 64-157  | .408 | 46-55   | .836 | 414   | 11.8 |
| 2023-24 | 31 | 205-457   | .449 | 65-164  | .396 | 138-155 | .890 | 613   | 19.8 |
| Totals  | 96 | 485-1,053 | .461 | 176-426 | .413 | 251-290 | .866 | 1,397 | 14.6 |

**16. DAMEN BELL-HOLTER**
**1,389**


**2009-13  
CENTER  
HYDABURG, ALASKA**

Bell-Holter was one of just six players active at the time to record 1,000 points, 750 rebounds, 100 blocks and 100 assists for his career ... Exploded his senior season to record nine-consecutive double-doubles in Southland Conference play to end the season and had 14 double-doubles for the season giving him 24 for his career ... Was the first Division I player during the 2012-13

season to post a game with 25 points and 20 rebounds, doing so against Northwestern State on January 10, 2012 ... Ranks in the top-10 on the career charts in rebounds, free throws made/attempted, and blocks ... Bell-Holter posted 50 blocks as a sophomore, the 10th best single-season total in school history and had 328 rebounds, the fourth-highest single season total in ORU history.



| SEASON  | G   | FG-FGA    | PCT  | 3FG-A | PCT  | FT-FTA  | PCT  | PTS   | AVG  |
|---------|-----|-----------|------|-------|------|---------|------|-------|------|
| 2009-10 | 33  | 57-125    | .456 | 2-17  | .118 | 37-56   | .661 | 153   | 4.6  |
| 2010-11 | 35  | 160-313   | .511 | 13-34 | .382 | 131-180 | .728 | 454   | 13.3 |
| 2011-12 | 29  | 89-209    | .426 | 6-21  | .286 | 44-63   | .698 | 228   | 7.9  |
| 2012-13 | 35  | 190-371   | .512 | 5-18  | .278 | 159-211 | .754 | 544   | 15.5 |
| Totals  | 132 | 496-1,018 | .487 | 26-90 | .289 | 371-501 | .727 | 1,389 | 10.5 |



**17. OBI EMEGANO**
**1,367**


**2013-16  
GUARD  
EDMOND, OKLA.**

A transfer to the ORU program, Obi Emegano scored 1,367 in just over two full seasons after tearing his ACL four games into his first year in Tulsa ... His senior (669) and junior (622) seasons both rank in the top 20 in ORU history for single season scoring ... Coach Sutton called Emegano "one of the best mid-range shooters in the nation," but Emegano also proved a knack for

getting to the free throw line, hitting 433 free throws in 530 attempts (81.7 percent) for his career ... His 433 made free throws puts him sixth in ORU history and his 205 attempts as a junior are the fourth most in program history ... During his senior season, Emegano finished tied for eighth in the nation in scoring and led The Summit League at 23.1 points per game.




| SEASON  | G  | FG-FGA  | PCT  | 3FG-A  | PCT  | FT-FTA  | PCT  | PTS   | AVG  |
|---------|----|---------|------|--------|------|---------|------|-------|------|
| 2013-14 | 4  | 21-32   | .656 | 4-6    | .667 | 30-38   | .789 | 76    | 19.0 |
| 2014-15 | 34 | 194-434 | .447 | 29-75  | .387 | 205-260 | .788 | 622   | 18.3 |
| 2015-16 | 29 | 210-484 | .434 | 51-134 | .381 | 198-232 | .853 | 669   | 23.1 |
| Totals  | 67 | 425-950 | .447 | 84-215 | .391 | 433-530 | .817 | 1,367 | 20.4 |


**18. EDDIE WOODS**
**1,340**

**1970-74  
FORWARD  
CHATTANOOGA, TENN.**

One of three players from Chattanooga, Tennessee, to top the 1,000-point mark for ORU ... Considered the best rebounder in school history ... Played four seasons and averaged 12.5 points and 12.8 rebounds ... One of only two players in school history to score at least 1,000 points (1,340) and pull down at least 1,000 rebounds (1,365) ... Pulled down a career-high 30 rebounds

against Lamar on Jan. 25, 1972 ... That single-game total is the second most in school history ... Pulled down 20 or more rebounds eight different times during his career ... His 1,365 rebounds are 314 more than his nearest competitor ... Helped guide ORU to a 118-23 (.837) record in his four seasons ... Those 118 wins are the most for any four-year stretch in school history.



| SEASON  | G   | FG-FGA    | PCT  | 3FG-A | PCT | FT-FTA  | PCT  | PTS   | AVG  |
|---------|-----|-----------|------|-------|-----|---------|------|-------|------|
| 1970-71 | 26  | 112-222   | .505 | -     | -   | 62-108  | .574 | 286   | 11.0 |
| 1971-72 | 28  | 151-272   | .555 | -     | -   | 60-109  | .550 | 362   | 12.9 |
| 1972-73 | 26  | 139-250   | .556 | -     | -   | 49-74   | .662 | 327   | 12.6 |
| 1973-74 | 27  | 151-328   | .460 | -     | -   | 63-122  | .516 | 365   | 13.5 |
| Totals  | 107 | 553-1,072 | .516 | -     | -   | 234-413 | .567 | 1,340 | 12.5 |

**19. RAY THOMPSON**
**1,326**

**1991-93  
FORWARD  
ARGO, ILL.**

Topped the 1,000 point plateau despite playing only two seasons ... Averaged 24.6 points, 9.6 rebounds and 2.6 assists per game for his career ... Scored a career-high 52 points against Prairie View A&M on Jan. 16, 1992 ... One of only four players in school history to score 50 or more points in a game ... Scored 40 or more points in a game twice ... Pulled down a personal-best 19

rebounds against Middle Tennessee on Jan. 2, 1992 ... Led the team in scoring each of his two seasons ... Averaged a career-best 25.5 points per game during the 1991-92 season ... His 688 points that season are the eighth-best single-season total in school history ... His career 24.6 scoring average is the third-best at ORU.



| SEASON  | G  | FG-FGA    | PCT  | 3FG-A  | PCT  | FT-FTA  | PCT  | PTS   | AVG  |
|---------|----|-----------|------|--------|------|---------|------|-------|------|
| 1991-92 | 27 | 284-549   | .517 | 22-71  | .310 | 98-175  | .560 | 688   | 25.5 |
| 1992-93 | 27 | 249-554   | .449 | 36-119 | .303 | 104-156 | .667 | 638   | 23.6 |
| Totals  | 54 | 533-1,103 | .483 | 58-190 | .305 | 202-331 | .610 | 1,326 | 24.6 |

**20. ALBERT OWENS**
**1,318**

**2014-18  
CENTER  
CEDAR HILL, TEXAS**

Owens played in 126 games with 75 starts in his four-year ORU career, earning Summit League Sixth Man of the Year honors as a senior ... Was an honorable mention All-Summit League performer as a junior, and a two-time DI-AAA ADA Scholar-Athlete Team selection ... Finished his career third in ORU history with 159 career blocks ... First career double-double

came in dominant fashion as a senior, scoring 33 points, with 10 rebounds and seven blocks against Oakland ... Scored 20 points or more in 15 games over his final two seasons ... off the court, Owens was a two time Summit League Academic All-League selection, and was the History Major of the Year after graduating from ORU in three years.



| SEASON  | G   | FG-FGA    | PCT  | 3FG-A | PCT  | FT-FTA  | PCT  | PTS   | AVG  |
|---------|-----|-----------|------|-------|------|---------|------|-------|------|
| 2014-15 | 34  | 55-135    | .407 | 1-3   | .333 | 19-37   | .514 | 130   | 3.8  |
| 2015-16 | 31  | 119-266   | .447 | 1-9   | .111 | 69-108  | .639 | 308   | 9.9  |
| 2016-17 | 30  | 206-419   | .492 | 3-12  | .250 | 107-147 | .728 | 522   | 17.4 |
| 2017-18 | 31  | 149-307   | .485 | 1-2   | .500 | 59-85   | .694 | 358   | 11.5 |
| Totals  | 126 | 529-1,127 | .469 | 6-26  | .231 | 254-377 | .674 | 1,318 | 10.5 |

**21. KEVIN OBANOR** 1,306



**2018-21  
FORWARD  
HOUSTON, TEXAS**

Anchored ORU to the NCAA Sweet 16 and a Summit League tournament title in 2021... Averaged 15.2 points and 8.0 rebounds per game across 86 appearances in his career ... Closed his time as the third-best 3-point shooter in program history connecting on 42.5 percent (122-of-287) ... One of 18 players in ORU history to record 1,000 points and 500 rebounds in a career ... Named a

College Insider Mid-Major All-American (Lou Henson Award Finalist) in 2020-21 and was a NABC All-District and All-Summit League First Team selection ... Tallied a career-best 39 points at Omaha Jan. 2, 2021 and grabbed a career-high 18 rebounds at home versus North Dakota Jan. 8, 2021, including the 500th of his career ... Scored his 1,000th career point the next night, Jan. 9, 2021 versus UND ... Led ORU in scoring at 14.9 points per game in his first season on his way to Freshman All-America status from College Insider in 2018-19 ... First freshman to lead ORU in scoring since Ken Tutt (2003-04) ... One of four players in the conference to rank in the top 10 in both scoring and rebounding earning Summit League Freshman and Sixth Man of the Year honors.



| SEASON  | G  | FG-FGA  | PCT  | 3FG-A   | PCT  | FT-FTA  | PCT  | PTS   | AVG  |
|---------|----|---------|------|---------|------|---------|------|-------|------|
| 2018-19 | 27 | 133-228 | .583 | 26-63   | .413 | 110-133 | .827 | 402   | 14.9 |
| 2019-20 | 31 | 124-261 | .475 | 40-103  | .388 | 92-115  | .800 | 380   | 12.3 |
| 2020-21 | 28 | 178-354 | .503 | 56-121  | .463 | 112-128 | .875 | 524   | 18.7 |
| Totals  | 86 | 435-843 | .516 | 122-287 | .425 | 314-376 | .835 | 1,306 | 15.2 |


**22. ARNOLD DUGGAR** 1,229



**1974-77  
GUARD  
BRONX, N.Y.**

A three-year performer that helped lead the Golden Eagles to two NIT appearances ... ORU Hall of Fame inductee ... Averaged 15.0 points, 3.3 rebounds and 6.1 assists per game for his career ... His 501 career assists are the most in school history ... Played alongside ORU's third-leading scorer in school history, Anthony Roberts ... His 17.1 points per game as a sophomore are

the seventh most by a sophomore in ORU history ... Earned honorable mention All-America accolades from both the Associated Press and Converse in 1974-75 ... Was the Most Valuable Player on the 1973 United States Junior Olympic Team ... Scored a career high 36 points against Long Beach State on Jan. 9, 1975.



| SEASON  | G  | FG-FGA    | PCT  | 3FG-A | PCT | FT-FTA  | PCT  | PTS   | AVG  |
|---------|----|-----------|------|-------|-----|---------|------|-------|------|
| 1974-75 | 28 | 190-406   | .468 | -     | -   | 98-128  | .766 | 478   | 17.1 |
| 1975-76 | 26 | 181-379   | .478 | -     | -   | 71-94   | .755 | 433   | 16.7 |
| 1976-77 | 28 | 131-288   | .455 | -     | -   | 56-71   | .789 | 318   | 11.4 |
| Totals  | 82 | 502-1,073 | .468 | -     | -   | 225-293 | .768 | 1,229 | 15.0 |

**23. DESHANG WEAVER** 1,235



**2018-24  
FORWARD  
HOUSTON, TEXAS**


From Houston, Texas, Weaver is a six-year member of the Golden Eagles and has appeared in an ORU-record 155 games. During the 2023-24 campaign, Weaver crossed 1,000 points scored in his career and scored a career-high 32 points in ORU's, 87-82, win over South Dakota State. During his time as a Golden Eagle, Weaver has been a part of two NCAA Tournament teams

including the historic Sweet 16 team in 2021 and record-breaking 30-win team in 2022-23.



| Season  | G   | FG-FGA    | PCT  | 3FG-A   | PCT  | FT-FTA | PCT  | PTS   | AVG |
|---------|-----|-----------|------|---------|------|--------|------|-------|-----|
| 2018-19 | 32  | 108-250   | .432 | 77-183  | .420 | 19-24  | .792 | 312   | 9.8 |
| 2020-21 | 29  | 66-153    | .431 | 34-95   | .358 | 7-9    | .778 | 173   | 6.0 |
| 2021-22 | 31  | 101-221   | .457 | 39-112  | .348 | 14-22  | .636 | 255   | 8.2 |
| 2022-23 | 35  | 89-157    | .567 | 31-73   | .425 | 15-26  | .577 | 224   | 6.4 |
| 2023-24 | 28  | 99-241    | .411 | 52-159  | .327 | 21-29  | .724 | 271   | 9.7 |
| Totals  | 155 | 463-1,022 | .453 | 233-622 | .375 | 76-110 | .691 | 1,235 | 8.0 |


**24. CALVIN GARRETT** 1,190



**1978-80  
FORWARD  
NASHVILLE, TENN.**


Played only two seasons at ORU ... Averaged 21.6 points and 8.3 rebounds per game for his career ... Led the team in scoring in each of his two seasons ... His 21.6 point per game scoring average is the fifth-most in school history ... An excellent free-throw shooter ... Hit 81 percent (188-of-232) of his charity stripe attempts ... That percentage is the seventh-best in ORU history ...

Scored a career-best 30 points against Tulsa on Feb. 15, 1979 ... Pulled down a career-high 19 rebounds against Oklahoma City on Feb. 10, 1979 ... Drafted in the third round of the 1979 NBA draft by the Chicago Bulls but stayed in school ... Was then taken in the third round of the 1980 draft by the Houston Rockets.



| SEASON  | G  | FG-FGA  | PCT  | 3FG-A | PCT | FT-FTA  | PCT  | PTS   | AVG  |
|---------|----|---------|------|-------|-----|---------|------|-------|------|
| 1978-79 | 27 | 245-474 | .516 | -     | -   | 77-98   | .793 | 567   | 21.0 |
| 1979-80 | 28 | 256-509 | .502 | -     | -   | 111-134 | .828 | 623   | 22.2 |
| Totals  | 55 | 501-983 | .510 | -     | -   | 188-232 | .810 | 1,190 | 21.6 |



**25. ROCKY WALLS**
**1,188**


**1994-98**  
**FORWARD**  
**GRAND PRARIE, TEXAS**

A solid scorer and outstanding rebounder for four seasons ... Led ORU in rebounding in each of his four seasons ... Averaged 10.5 points and 8.5 rebounds per game for his career ... His 946 rebounds are the third-most in school history ... His 8.4 rebounds per game total is the 10th-best average in school history ... Helped lead the Golden Eagles to their first NIT Tournament Appearance

in 15 years ... As a senior, became the first ORU player at the Division I level to average a double-double (13.6 ppg, 10.5 rpg) over an entire season since Mark Acres (1984-85) ... His 113 games played rank fourth all-time at ORU ... Recorded the highest rebound per game average (7.4) by a freshman in school history ... Was the 19th player in school history to record 20 or more rebounds in a game when he pulled down a career-best 20 boards against Chicago State on Jan. 24, 1998.



| SEASON  | G   | FG-FGA  | PCT  | 3FG-A | PCT  | FT-FTA | PCT  | PTS   | AVG  |
|---------|-----|---------|------|-------|------|--------|------|-------|------|
| 1994-95 | 27  | 80-160  | .500 | 1-3   | .333 | 52-97  | .536 | 213   | 7.9  |
| 1995-96 | 27  | 100-183 | .546 | 0-1   | .000 | 72-139 | .518 | 272   | 10.1 |
| 1996-97 | 28  | 114-211 | .540 | 1-3   | .333 | 52-118 | .441 | 281   | 10.0 |
| 1997-98 | 31  | 164-326 | .503 | 5-25  | .200 | 89-173 | .514 | 422   | 13.6 |
| Totals  | 113 | 458-880 | .520 | 7-32  | .219 | 25-527 | .503 | 1,188 | 10.5 |

**26. SHAWN GLOVER**
**1,178**


**2012-14**  
**GUARD/FORWARD**  
**DALLAS TEXAS**

In two seasons at ORU finished on the career lists for points scored (19th) and blocks (8th) with 97 career blocks ... Had an outstanding senior season earning first team All-Southland Conference honors ... Was a second team all-conference selection as a junior ... His 703 points scored as a senior were the most since Anthony Roberts scored 951 points in a season in 1976-77

and the third most all-time at ORU ... Averaged 21.3 points per game as a senior, the first player since Caleb Green (2006-07) to average more than 20 points per game and the highest average since Ray Thompson's 23.6 per game in 1992-93 ... Tied Mark Acres for the ninth fastest to 1,000 points (58 games) ... career average of 17.8 points per game is the 10th best in ORU history.



| SEASON  | G  | FG-FGA  | PCT  | 3FG-A | PCT  | FT-FTA  | PCT  | PTS   | AVG  |
|---------|----|---------|------|-------|------|---------|------|-------|------|
| 2012-13 | 33 | 199-399 | .499 | 8-36  | .222 | 69-97   | .711 | 475   | 14.4 |
| 2013-14 | 33 | 273-547 | .499 | 25-52 | .481 | 132-159 | .830 | 703   | 21.3 |
| Totals  | 66 | 472-946 | .499 | 33-88 | .375 | 201-256 | .785 | 1,178 | 17.8 |

**27. KAREEM THOMPSON**
**1,168**



**2020-24**  
**GUARD**  
**FLORENCE, ALA.**

From Florence, Alabama, Thompson was a four-year member of the Golden Eagles and appeared in 126 games. Thompson has been a part of two NCAA Tournament teams including the historic Sweet 16 team in 2021 and the record-setting 30-5 team in 2022-23. During the 2023-24 campaign, Thompson surpassed 1,000 points for his ORU career and scored a career-high 23

points at North Dakota State. Prior to this season, Thompson earned Summit League Preseason Second Team honors for the first time in his career.




| Season  | G   | FG-FGA   | PCT  | 3FG-A   | PCT  | FT-FTA  | PCT  | PTS   | AVG  |
|---------|-----|----------|------|---------|------|---------|------|-------|------|
| 2020-21 | 29  | 93-218   | .427 | 37-95   | .389 | 28-40   | .700 | 251   | 8.7  |
| 2021-22 | 31  | 94-202   | .465 | 27-80   | .338 | 22-29   | .759 | 237   | 7.6  |
| 2022-23 | 35  | 115-229  | .502 | 32-82   | .390 | 34-47   | .723 | 296   | 8.5  |
| 2023-24 | 31  | 139-356  | .390 | 65-177  | .367 | 41-66   | .621 | 384   | 12.4 |
| Totals  | 126 | 441-1005 | .439 | 161-434 | .371 | 125-182 | .687 | 1,168 | 9.3  |

**28. CLIFFORD CRENSHAW**
**1,146**



**1993-97**  
**GUARD/FORWARD**  
**EDMOND, OKLA.**

A four year contributor that averaged 10.7 points, 4.0 rebounds and 2.3 assists per contest ... Hit 134 3-pointers during his career, good for fifth all-time at ORU ... His 39.2 three-point percentage is the fifth-best in school history ... Played in 107 games during his career, the 10th-most at ORU ... Scored a career-high 26 points twice during his career ... Against Rice on Feb. 22, 1995

and against Cal Poly-SLO on Jan. 4, 1996 ... Best season was his senior season (1996-97) ... Hit 54 percent of his field goals (117-of-215) and 73 percent of his free throws (56-of-77).




| Season  | G   | FG-FGA  | PCT  | 3FG-A   | PCT  | FT-FTA  | PCT  | PTS   | AVG  |
|---------|-----|---------|------|---------|------|---------|------|-------|------|
| 1993-94 | 25  | 68-146  | .466 | 20-46   | .435 | 42-60   | .700 | 198   | 7.9  |
| 1994-95 | 27  | 94-208  | .452 | 33-85   | .388 | 64-81   | .790 | 285   | 10.6 |
| 1995-96 | 27  | 117-240 | .488 | 39-105  | .371 | 58-87   | .667 | 331   | 12.3 |
| 1996-97 | 28  | 117-215 | .544 | 42-106  | .396 | 56-77   | .727 | 332   | 11.9 |
| Totals  | 107 | 396-809 | .489 | 134-342 | .392 | 220-305 | .721 | 1,146 | 10.7 |

**29. DERRICK TAYLOR**
**1,145**

**1996-00  
FORWARD  
TULSA, OKLA.**


A solid four-year forward that played for Bill Self, Barry Hinson and Scott Sutton ... Became the 10th member of ORU's 1,000-point, 500-rebound club ... Scored 1,145 points and pulled down 553 rebounds ... Averaged 11.3 points and 5.5 rebounds per game for his career ... Chosen to the second-team All-Mid-Continent Team his junior year, despite missing the last eight games with a knee injury ... Averaged 14.0 points per game in both his junior and senior seasons ... Averaged a career-best 7.3 rebounds his senior season ... Scored a career-high 34 points at Texas Pan American on Nov. 22, 1999 ... Pulled down a career-high 14 rebounds, all in the second half against Chicago State on Jan. 28, 1999.



| Season  | G   | FG-FGA  | PCT  | 3FG-A | PCT  | FT-FTA  | PCT  | PTS   | AVG  |
|---------|-----|---------|------|-------|------|---------|------|-------|------|
| 1996-97 | 28  | 44-102  | .431 | 0-0   | .000 | 29-69   | .420 | 117   | 4.2  |
| 1997-98 | 29  | 160-284 | .563 | 7-17  | .412 | 67-126  | .531 | 394   | 13.6 |
| 1998-99 | 20  | 109-204 | .534 | 2-7   | .286 | 59-114  | .518 | 297   | 14.0 |
| 1999-00 | 24  | 118-265 | .445 | 4-8   | .500 | 97-180  | .539 | 337   | 14.0 |
| Totals  | 101 | 431-855 | .504 | 13-32 | .406 | 252-489 | .515 | 1,145 | 11.3 |

**30. CLARENCE THOMPSON**
**1,133**

**1988-90  
FORWARD  
ASHLAND, KY.**

ORU's mad bomber from behind the three-point arc ... Shot an incredible 553 three-pointers in his career, hitting 205 of them ... His 137 three pointers made in 1989-90 are the third-most in a single season in school history ... Topped the 1,000-point mark thanks largely to a huge senior season in which he averaged 17.8 points per game in a grueling 42-game schedule ... Scored in double figures 56 times during his career ... Scored 20 or more points 23 times and 30 or more points four times ... Scored a career high 39 points against Arkansas Tech on Jan. 5, 1990 ... Helped ORU improve from 8-20 in 1988-89 to 36-6 in 1989-90 ... That 36-6 squad lost in the third-round of the NIAA playoffs to Georgetown (Ky.), 80-78.



| Season  | G  | FG-FGA  | PCT  | 3FG-A   | PCT  | FT-FTA  | PCT  | PTS   | AVG  |
|---------|----|---------|------|---------|------|---------|------|-------|------|
| 1988-89 | 28 | 134-336 | .399 | 68-186  | .366 | 48-59   | .814 | 384   | 13.7 |
| 1989-90 | 42 | 266-602 | .442 | 137-367 | .373 | 80-103  | .777 | 749   | 17.8 |
| Totals  | 70 | 400-938 | .426 | 205-553 | .371 | 128-162 | .790 | 1,133 | 16.2 |

**31. KOREY BILLBURY**
**1,121**

**2012-15  
GUARD  
TULSA, OKLA.**

A versatile player, led the team in rebounding his sophomore and junior seasons ... Was second on the team in scoring both years ... earned second team All-Southland honors in 2013-14 and second team All-Summit League honors in 2014-15 ... Had a career high 34 points against Omaha as a senior ... Was the only player in the Summit League to finish the year in the top 10 in points, rebounds, assists and steals ... Had nine career double-doubles, and closed in on the elusive triple-double with 10+ points, 10+ rebounds and 5+ assists in five games ... Led the team in rebounding in each of his final two seasons, averaging 7.4 rebounds as a junior.



| Season  | G   | FG-FGA  | PCT  | 3FG-A  | PCT  | FT-FTA  | PCT  | PTS   | AVG  |
|---------|-----|---------|------|--------|------|---------|------|-------|------|
| 2012-13 | 35  | 77-179  | .430 | 8-34   | .235 | 51-68   | .750 | 213   | 6.1  |
| 2013-14 | 33  | 174-378 | .460 | 24-64  | .375 | 132-182 | .725 | 504   | 15.3 |
| 2014-15 | 288 | 141-356 | .396 | 28-79  | .354 | 94-140  | .671 | 404   | 14.4 |
| Totals  | 96  | 392-913 | .429 | 60-177 | .339 | 277-390 | .710 | 1,121 | 11.7 |

**32. LUKE SPENCER-GARDNER**
**1,111**


**2000-05  
GUARD  
MELBOURNE, AUSTRALIA**

Australian import was ORU's heart-and-soul during his four seasons in Tulsa ...four-year starter at point guard ... one of the best individual defenders in school history ... helped lead Golden Eagles to a 25-8 record in 2004-05, the Mid-Continent Conference regular-season title and an NIT appearance ... became the 24th player in school history to reach the 1,000-point plateau when he made 6-of-8 3-point attempts and finished with 20 points in a 69-68 loss at Indiana on Dec. 31, 2004 ... sat out all of the 2003-04 with a leg injury ... broke Arnold Dugger's school career assists record and finished his playing career with 534 assists ... second-team all-Mid-Con selection in 2003 ... scored a career-high 30 points against UMKC on Feb. 22, 2003 ... scored in all but three career games.



| Season  | G       | FG-FGA  | PCT  | 3FG-A   | PCT  | FT-FTA  | PCT  | PTS   | AVG  |
|---------|---------|---------|------|---------|------|---------|------|-------|------|
| 2000-01 | 29-27   | 73-177  | .412 | 44-105  | .419 | 52-68   | .765 | 242   | 8.3  |
| 2001-02 | 31-31   | 87-214  | .407 | 50-121  | .413 | 73-100  | .730 | 297   | 9.6  |
| 2002-03 | 28-28   | 91-219  | .416 | 38-102  | .373 | 115-135 | .852 | 335   | 12.0 |
| 2004-05 | 25-21   | 68-156  | .436 | 39-82   | .476 | 62-80   | .775 | 237   | 9.5  |
| Totals  | 113-107 | 319-766 | .416 | 171-410 | .417 | 302-383 | .789 | 1,111 | 9.8  |




**33. HAYWOOD HILL**
**1,071**

**1969-71  
FORWARD  
NEW YORK, N.Y.**

A two-year letterwinner that averaged 19.1 points and 9.8 rebounds per contest for his career ... Chosen as a captain his senior season ... His 9.8 rebounds per game were even more impressive when considering his lack of size (6-2) ... His cousin Jackie Jackson was a member of the Harlem Globtrotters ... Played alongside Richard Fuqua, ORU's second all-time scorer

... Helped lead ORU to 22-straight victories in 1969-70 ... Also helped them to 41-straight victories at home ... Both of those records still stand today ... That season ORU led the nation in scoring with 105.1 point per game ... That team also led the nation in rebounds per game with 60.2 and was second in the nation in winning percentage (92.9) behind UCLA who went undefeated that season.




| Season  | G  | FG-FGA  | PCT  | 3FG-A | PCT | FT-FTA  | PCT  | PTS   | AVG  |
|---------|----|---------|------|-------|-----|---------|------|-------|------|
| 1969-70 | 30 | 208-396 | .525 | -     | -   | 85-128  | .664 | 501   | 16.7 |
| 1970-71 | 26 | 236-465 | .508 | -     | -   | 98-143  | .685 | 570   | 21.9 |
| Totals  | 56 | 444-861 | .516 | -     | -   | 183-271 | .675 | 1,071 | 19.1 |


**34. JOSH ATKINSON**
**1,061**

**1999-04  
GUARD  
TULSA, OKLA.**

Regarded as one of the Mid-Continent Conference's best 3-point shooters during his career ... Had 79 career starts, including all but one game over his last two seasons ... Sat out the 2001-02 season ... Scored a career-high 34 points (10-19 FG, 5-9 3pt, 9-14 FT) against Texas Tech as a sophomore ... Put together the best 3-point shooting half in school history at Loyola (Ill.) as a

senior, drilling seven treys over the final 20 minutes to rally ORU to victory ... Ranks second on the school career list with 11 games of five 3-pointers or more ... Was the third player in ORU Division I era to make 200 or more treys.




| Season  | G   | FG-FGA  | PCT  | 3FG-A   | PCT  | FT-FTA  | PCT  | PTS   | AVG  |
|---------|-----|---------|------|---------|------|---------|------|-------|------|
| 1999-00 | 25  | 46-141  | .326 | 19-71   | .268 | 34-44   | .773 | 145   | 5.8  |
| 2000-01 | 29  | 112-256 | .438 | 53-125  | .424 | 58-79   | .734 | 335   | 11.6 |
| 2002-03 | 28  | 88-204  | .431 | 68-153  | .444 | 24-32   | .750 | 268   | 9.6  |
| 2003-04 | 28  | 104-261 | .398 | 63-190  | .332 | 42-49   | .857 | 313   | 11.2 |
| Totals  | 110 | 350-862 | .406 | 203-539 | .377 | 158-204 | .775 | 1,061 | 9.6  |


**35. GARY 'CAT' JOHNSON**
**1,059**

**1978-82  
GUARD  
JOPLIN, MO.**

Steadily improved throughout his four-year career ... Increased his point-per-game average from 4.2 his freshman year to 14.2 his senior season ... Freshman season was cut to just 11 games due to injury ... Also averaged 5.2 assists per contest ... His 481 assists rank third for assists in a career at ORU ... Holds three of the top 10 single season assist totals ... Best season for assists

was 1981-82 in which he dished 160 helpers ... Helped ORU to an 18-12 record and a berth in the NIT in 1981-82 ... ORU finished second in the Midwestern Collegiate Conference that season ... Played alongside fellow 1,000-point scorers Mark and Jeff Acres ... Came to ORU rated the No. 1 prep player in the state of Missouri.




| Season  | G  | FG-FGA  | PCT  | 3FG-A | PCT | FT-FTA  | PCT  | PTS   | AVG  |
|---------|----|---------|------|-------|-----|---------|------|-------|------|
| 1978-79 | 11 | 17-36   | .452 | -     | -   | 12-15   | .800 | 46    | 4.2  |
| 1979-80 | 28 | 100-200 | .500 | -     | -   | 78-103  | .757 | 278   | 9.9  |
| 1980-81 | 26 | 123-279 | .441 | -     | -   | 77-107  | .720 | 323   | 12.4 |
| 1981-82 | 29 | 161-323 | .498 | -     | -   | 90-119  | .756 | 412   | 14.2 |
| Totals  | 94 | 401-838 | .479 | -     | -   | 257-344 | .747 | 1,059 | 11.3 |


**T-36. ANTONIO MARTIN**
**1,039**

**1977-80  
FORWARD  
INDIANAPOLIS, IND.**

Came to ORU after playing one season at the College of Southern Idaho ... Was a junior college All-American ... Led Southern Idaho, the No. 1 ranked junior college team in the country, to a 31-2 record and a berth in the NJCAA Tournament ... Was an All-State and All-America selection in high school ... Averaged 12.8 points and 10.6 rebounds per game ... Averaged an impressive 11.9

rebounds per contest during the 1979-80 season ... Scored a career-high 24 points against Austin Peay State on Feb. 22, 1978 ... Pulled down a career-best 21 rebounds against West Texas State on Dec. 5, 1977 ... Pulled down 20 or more boards twice during his career.




| Season  | G  | FG-FGA  | PCT  | 3FG-A | PCT | FT-FTA  | PCT  | PTS   | AVG  |
|---------|----|---------|------|-------|-----|---------|------|-------|------|
| 1977-78 | 26 | 141-328 | .429 | -     | -   | 49-74   | .662 | 331   | 12.7 |
| 1978-79 | 27 | 118-279 | .422 | -     | -   | 48-71   | .676 | 284   | 10.5 |
| 1980-81 | 28 | 167-308 | .542 | -     | -   | 90-114  | .789 | 424   | 15.1 |
| Totals  | 81 | 426-915 | .466 | -     | -   | 187-259 | .722 | 1,039 | 12.8 |


**T-36. ERIC PERRY**
**1,039**

**1996-00**  
**GUARD**  
**OKLAHOMA CITY, OKLA.**

Had his best offensive season in his final campaign, scoring a career-high 378 points ... Tied for the team lead in scoring in 1999-00, with a 14.0 point-per-game average ... Also led the team in assists with 140 as well as pulling down 4.4 rebounds per game despite playing point guard ... Hit 214 three pointers during his career ... His 383 career assists place him in sixth place

all-time in school history ... Also recorded 145 steals ... Played 114 games in his career, the second-most in the ORU record books ... Scored a career-high 33 points against Chicago State at home on Feb. 3, 2000 ... Hit 9-of-10 three pointers in that game, including a school-record nine straight.




| Season        | G          | FG-FGA         | PCT         | 3FG-A          | PCT         | FT-FTA         | PCT         | PTS          | AVG        |
|---------------|------------|----------------|-------------|----------------|-------------|----------------|-------------|--------------|------------|
| 1996-97       | 28         | 23-62          | .371        | 13-40          | .325        | 7-13           | .538        | 66           | 2.4        |
| 1997-98       | 31         | 89-218         | .408        | 57-159         | .358        | 46-56          | .821        | 281          | 9.1        |
| 1998-99       | 28         | 101-265        | .381        | 62-181         | .343        | 50-55          | .909        | 314          | 11.2       |
| 1999-00       | 27         | 121-270        | .448        | 82-185         | .443        | 54-76          | .711        | 378          | 14.0       |
| <b>Totals</b> | <b>114</b> | <b>334-815</b> | <b>.410</b> | <b>214-565</b> | <b>.379</b> | <b>157-200</b> | <b>.785</b> | <b>1,039</b> | <b>9.1</b> |

**38. SEBASTIAN NEAL**
**1,031**

**1990-92**  
**GUARD**  
**COLLEGE PARK, GA.**

An explosive scorer for head coach Ken Trickey ... Averaged 20.6 points per game over his two-year career ... Played alongside ORU's all-time leading scorer, Greg Sutton ... Scored 20 or more points 20 times during his career and 30 or more points four times ... Poured in a career-best 33 points against Arkansas-Pine Bluff on Feb. 15, 1992 ... Also an outstanding rebounder

... Pulled down 525 rebounds in two years, an average of 10.5 boards per contest ... That 10.5 rebound average is the third-highest average in school history ... Hauled down a personal-best 24 boards against East Central (Okla.) on March 4, 1991 ... His 301 rebounds during the 1990-91 season rank 10th on ORU's single season chart and his 12.5 rebounds per game that season are the fourth-highest single-season mark.



| Season        | G         | FG-FGA         | PCT         | 3FG-A         | PCT         | FT-FTA         | PCT         | PTS          | AVG         |
|---------------|-----------|----------------|-------------|---------------|-------------|----------------|-------------|--------------|-------------|
| 1990-91       | 24        | 173-357        | .485        | 28-91         | .308        | 75-114         | .658        | 449          | 18.7        |
| 1991-92       | 26        | 214-469        | .456        | 68-190        | .358        | 86-119         | .723        | 582          | 22.4        |
| <b>Totals</b> | <b>50</b> | <b>387-826</b> | <b>.469</b> | <b>96-281</b> | <b>.342</b> | <b>161-233</b> | <b>.691</b> | <b>1,031</b> | <b>20.6</b> |

**39. ROBERT JARVIS**
**1,016**


**2007-09**  
**GUARD**  
**HUMBLE, TEXAS**

Used a tremendous senior season, averaging better than 17 points per game, to reach 1,000 points during his two-year ORU career ... A two-time first team All-Summit, named the 2008 Summit League Sixth Man of the Year and was an All-Tournament and All-Newcomer selection ... was a JuCo All-American at Seminole State before transferring to ORU ... hit

40 percent of his 3-point attempts as a junior ... named the Summit League Athlete of the Month in January of 2008 ... two-time Summit League Player of the Week ... ranks in the top-10 in Summit League history with 251 3-point attempts as a senior.




| Season        | G         | FG-FGA         | PCT         | 3FG-A          | PCT         | FT-FTA         | PCT         | PTS          | AVG         |
|---------------|-----------|----------------|-------------|----------------|-------------|----------------|-------------|--------------|-------------|
| 2007-08       | 30        | 147-360        | .408        | 85-208         | .409        | 104-122        | .852        | 483          | 16.1        |
| 2008-09       | 31        | 181-467        | .388        | 84-251         | .335        | 87-112         | .777        | 533          | 17.2        |
| <b>Totals</b> | <b>70</b> | <b>400-938</b> | <b>.426</b> | <b>205-553</b> | <b>.371</b> | <b>128-162</b> | <b>.790</b> | <b>1,133</b> | <b>16.2</b> |

**40. WILLIE IRONS**
**1,004**

**1984-88**  
**GUARD**  
**TULSA, OKLA.**

Scored 1,000 points, averaging 9.4 points per game for his career ... A four-year consistent contributor ... Averaged just 5.1 points his freshman year, but then averaged 10.0, 11.0 and 11.9 points per game over the next three seasons ... An excellent ball-handler and distributor ... Ranks seventh all-time with 393 assists ... Ranked seventh in school history in steals with 157 ... Scored a

career-high 24 points against Arkansas State on Jan. 9, 1988 ... Dished a career-best 14 assists against BYU on Jan. 21, 1986.



| Season        | G          | FG-FGA         | PCT         | 3FG-A        | PCT         | FT-FTA         | PCT         | PTS          | AVG        |
|---------------|------------|----------------|-------------|--------------|-------------|----------------|-------------|--------------|------------|
| 1984-85       | 29         | 55-158         | .348        | -            | -           | 39-54          | .722        | 149          | 5.1        |
| 1985-86       | 28         | 105-217        | .484        | -            | -           | 69-91          | .758        | 279          | 10.0       |
| 1986-87       | 22         | 97-223         | .435        | -            | -           | 48-69          | .696        | 242          | 11.0       |
| 1987-88       | 28         | 125-325        | .385        | 24-63        | .381        | 60-88          | .682        | 334          | 11.9       |
| <b>Totals</b> | <b>107</b> | <b>382-923</b> | <b>.414</b> | <b>24-63</b> | <b>.381</b> | <b>216-302</b> | <b>.715</b> | <b>1,004</b> | <b>9.4</b> |





## ALL-TIME RECORDS

Overall Record (59 Seasons)  
1,025-744 (.579)

Midwestern Collegiate Conference  
Record (8 Seasons)  
57-37 (.606)

Mid-Continent /Summit League  
Record (25 Seasons)  
261-150 (.635)

Southland Conference Record  
(2 Seasons)  
23-13 (.638)

## ORU MILESTONE VICTORIES

| <u>WIN DATE</u>     | <u>OPPONENT</u>    |
|---------------------|--------------------|
| 1 1965              | Oklahoma Christian |
| 50 1968             | Nebraska Wesleyan  |
| 100 Dec. 26, 1970   | St. Benedict       |
| 200 Feb. 22, 1975   | Virginia Tech      |
| 300 Feb. 9, 1981    | Southwestern       |
| 400 Feb. 29, 1988   | Texas-Pan American |
| 500 Jan. 30, 1995   | Tennessee Tech     |
| 600 Feb. 17, 2001   | Chicago State      |
| 700 March 7, 2006   | Chicago State      |
| 800 Feb. 26, 2011   | Western Illinois   |
| 900 Nov. 14, 2016   | Rogers State       |
| 1,000 Jan. 21, 2023 | North Dakota       |

## ORU POSTSEASON RECORDS

| <u>SEASON</u> | <u>TOURNAMENT</u>     | <u>RECORD</u> |
|---------------|-----------------------|---------------|
| 1971-72       | NIT                   | 1-1           |
| 1972-73       | NIT                   | 0-1           |
| 1973-74       | NCAA                  | 2-1           |
| 1974-75       | NIT                   | 1-1           |
| 1976-77       | NIT                   | 0-1           |
| 1981-82       | NIT                   | 0-1           |
| 1983-84       | NCAA                  | 0-1           |
| 1996-97       | NIT                   | 0-1           |
| 2004-05       | NIT                   | 0-1           |
| 2005-06       | NCAA                  | 0-1           |
| 2006-07       | NCAA                  | 0-1           |
| 2007-08       | NCAA                  | 0-1           |
| 2010-11       | CIT                   | 0-1           |
| 2011-12       | NIT                   | 0-1           |
| 2012-13       | CIT                   | 2-1           |
| 2014-15       | CBI                   | 1-1           |
| 2020-21       | NCAA                  | 2-1           |
| 2022-23       | NCAA                  | 0-1           |
| <b>TOTAL</b>  | <b>18 APPEARANCES</b> | <b>9-18</b>   |

## GAMES TO REACH 1,000 POINTS

|                        |    |                          |     |
|------------------------|----|--------------------------|-----|
| 1. Greg Sutton         | 40 | 26. Eddie Woods          | 80  |
| 2. Ray Thompson        | 42 | 27. Emmanuel Nzekwesi    | 81  |
| 3. Richard Fuqua       | 48 | 28. Jeff Acres           | 84  |
| Calvin Garrett         | 48 | 29. Gary Johnson         | 91  |
| Sebastian Neal         | 48 | 30. Derrick Taylor       | 92  |
| 6. Haywood Hill        | 52 | 31. Clifford Crenshaw    | 94  |
| Obi Emegano            | 52 | 32. Luke Spencer-Gardner | 98  |
| 8. Ken Tutt            | 53 | Albert Owens             | 98  |
| 9. Max Abmas           | 54 | 34. Rocky Walls          | 102 |
| 10. Caleb Green        | 55 | 35. Josh Atkinson        | 103 |
| 11. Mark Acres         | 58 | 36. Willie Irons         | 106 |
| Shawn Glover           | 58 | 37. Damen Bell-Holter    | 110 |
| Korey Billbury         | 58 | 38. Eric Perry           | 112 |
| 14. Robert Jarvis      | 59 | Kareem Thompson          | 112 |
| 15. Haywood Workman    | 60 | 40. DeShang Weaver       | 125 |
| 16. Arnold Dugger      | 61 |                          |     |
| 17. Clarence Thompson  | 61 |                          |     |
| 18. Tim Gill           | 66 |                          |     |
| Anthony Roberts        | 66 |                          |     |
| 20. Kevin Obanor       | 69 |                          |     |
| 21. Warren Niles       | 74 |                          |     |
| 22. Dominique Morrison | 76 |                          |     |
| 23. Issac McBride      | 77 |                          |     |
| 24. Carl Hardaway      | 78 |                          |     |
| 25. Antonio Martin     | 79 |                          |     |

# ORU SINGLE GAME TOP 10

## POINTS

| RK | PTS. | NAME            | OPP.                               | DATE                  |         |
|----|------|-----------------|------------------------------------|-----------------------|---------|
| 1. | 68*  | Greg Sutton     | Oklahoma City (A)                  | 12/5/90               |         |
| 2. | 66   | Anthony Roberts | North Carolina A&T (H)             | 2/19/77               |         |
| 3. | 65   | Anthony Roberts | Oregon (NIT) (H)                   | 3/9/77                |         |
| 4. | 60*  | Richard Fuqua   | University of the South (H)1/15/71 |                       |         |
| 5. | 57*  | Richard Fuqua   | St. Benedicts (A)                  | 12/26/70              |         |
| 6. | 54*  | Greg Sutton     | Arkansas Tech (A)                  | 11/27/89              |         |
| 7. | 52   | Ray Thompson    | Prairie View A&M (A)               | 1/16/92               |         |
| 8. | 51*  | Richard Fuqua   | Jackson St. (H)                    | 1/28/71               |         |
|    |      | 51              | Richard Fuqua                      | Union (TN) (H)        | 2/24/72 |
|    |      | 51              | Richard Fuqua                      | Moorhead (MN) St. (H) | 1/15/72 |

## REBOUNDS

| RK | REB | NAME         | OPP.                | DATE                  |          |
|----|-----|--------------|---------------------|-----------------------|----------|
| 1. | 34  | David Vaughn | Brandeis (H)        | 1/8/73                |          |
| 2. | 30  | Eddie Woods  | Lamar (A)           | 1/25/72               |          |
| 3. | 28  | Eddie Woods  | Lamar (H)           | 1/21/74               |          |
| 4. | 24  | Eddie Woods  | UT-Pan American (H) | 1/26/74               |          |
|    |     | 24           | Eddie Woods         | St. Francis (Pa.) (H) | 1/5/72   |
| 6. | 22  | Caleb Green  | Southern Utah (H)   | 2/28/04               |          |
| 7. | 21  | Mark Acres   | Tulsa (H)           | 1/12/84               |          |
|    |     | 21           | Antonio Martin      | West Texas St. (A)    | 12/5/77  |
|    |     | 21           | Eddie Woods         | St. Johns (A)         | 3/21/72  |
|    |     | 21           | Eddie Woods         | Boston (A)            | 2/26/72  |
|    |     | 21           | Eddie Woods         | Connecticut (H)       | 12/29/71 |
|    |     | 21           | Rocky Walls         | Southern Utah (N)     | 3/1/98   |
|    |     | 21           | D'Mauria Jones      | Bacone (H)            | 12/15/20 |

## ASSISTS

| RK  | ASST | NAME             | OPP.                | DATE             |         |
|-----|------|------------------|---------------------|------------------|---------|
| 1.  | 16   | Jonathan Bluiitt | Oakland (H)         | 1/20/05          |         |
| 2.  | 15   | Haywoode Workman | St. Louis (H)       | 2/7/87           |         |
|     |      | 15               | Arnold Dugger       | Florida St. (H)  | 3/1/77  |
| 4.  | 14   | Arnold Dugger    | North Texas (H)     | 2/12/77          |         |
|     |      | 14               | Willie Irons        | BYU (H)          | 1/21/86 |
| 6.  | 13   | Richard Fuqua    | UT-Pan American (H) | 2/27/73          |         |
|     |      | 13               | Ron Jones           | Illinois St. (H) | 1/15/77 |
|     |      | 13               | Robert Griffin      | Stetson (H)      | 2/17/79 |
|     |      | 13               | Jonathan Bluiitt    | UMKC (A)         | 1/3/04  |
| 10. | 12   | Six tied         |                     |                  |         |



## FIELD GOALS MADE

| RK  | FGM | NAME            | OPP.              | DATE                   |          |
|-----|-----|-----------------|-------------------|------------------------|----------|
| 1.  | 25  | Richard Fuqua   | Moorhead St. (H)  | 1/15/72                |          |
|     |     | 25              | Richard Fuqua     | Trinity (H)            | 2/17/72  |
|     |     | 25              | Anthony Roberts   | North Carolina A&T (H) | 2/19/77  |
|     |     | 25              | Anthony Roberts   | Oregon (H) *NIT*       | 3/9/77   |
| 5.  | 24  | Anthony Roberts | Florida St. (A)   | 3/1/77                 |          |
| 24* |     | Richard Fuqua   | St. Benedicts (H) | 12/26/70               |          |
| 7.  | 21  | Anthony Roberts | Illinois St. (A)  | 1/6/75                 |          |
|     |     | 21              | Anthony Roberts   | North Carolina (N)     | 12/27/76 |
| 9.  | 20  | Anthony Roberts | Bowling Green (N) | 12/29/76               |          |
| 10. | 18  | Anthony Roberts | Illinois St. (H)  | 1/31/76                |          |
|     |     | 18              | Anthony Roberts   | North Texas St. (H)    | 2/12/77  |
|     |     | 18              | Lamont Reid       | Austin Peay (N)        | 12/30/77 |

## FIELD GOALS ATTEMPTED

| RK  | FGA | NAME            | OPP.                | DATE               |          |
|-----|-----|-----------------|---------------------|--------------------|----------|
| 1.  | 49  | Richard Fuqua   | Illinois St. (H)    | 2/14/73            |          |
| 2.  | 47  | Richard Fuqua   | Trinity (H)         | 2/17/72            |          |
|     |     | 47              | Richard Fuqua       | Union (Tenn.) (H)  | 2/24/72  |
| 4.  | 46  | Richard Fuqua   | UT-Pan American (A) | 3/6/72             |          |
| 5.  | 44  | Richard Fuqua   | St. Benedicts (H)   | 12/26/70           |          |
|     |     | 44              | Richard Fuqua       | UW-Milwaukee (H)   | 3/2/72   |
| 7.  | 39  | Anthony Roberts | Florida St. (A)     | 2/19/77            |          |
| 8.  | 38  | Anthony Roberts | Illinois St. (A)    | 1/6/75             |          |
|     |     | 38              | Anthony Roberts     | North Carolina (N) | 12/27/76 |
| 10. | 37  | Anthony Roberts | Oregon (H)          | 3/9/77             |          |

## FIELD GOAL PERCENTAGE (MIN. 10 ATTEMPTS)

| RK | FG%   | NAME           | FGM-FGA           | OPP.              | DATE                 |          |
|----|-------|----------------|-------------------|-------------------|----------------------|----------|
| 1. | 1.000 | Charles Dorsey | 11-11             | Butler (A)        | 2/20/84              |          |
| 2. | .923  | Jeff Acres     | 12-13             | Okla. Baptist (H) | 11/24/84             |          |
|    |       | .923           | Blake Moses       | 12-13             | S.F. Austin (H)      | 11/30/96 |
| 4. | .917  | Warren Niles   | 11-12             | St. Gregory's (H) | 11/14/12             |          |
| 5. | .909  | Woody Jones    | 10-11             | UC-Irvine (A)     | 12/23/85             |          |
|    |       | .909           | Clifford Crenshaw | 10-11             | Rice (A)             | 2/22/95  |
|    |       | .909           | Kevin Obonor      | 10-11             | Western Illinois (H) | 2/27/20  |
| 8. | .900  | Tye Fields     | 9-10              | TCU (A)           | 1/6/94               |          |
|    |       | .900           | Derrick Taylor    | 9-10              | UMKC (A)             | 1/7/99   |
|    |       | .900           | Reggie Borges     | 9-10              | UT-Arlington (H)     | 12/17/01 |
|    |       | .900           | Damen Bell-Holter | 9-10              | Akron (A)            | 1/3/11   |
|    |       | .900           | Michael Craion    | 9-10              | Fort Wayne (A)       | 2/15/12  |

## 3-PT FIELD GOALS MADE

| RK | 3FG | NAME                 | OPP.              | DATE                 |          |
|----|-----|----------------------|-------------------|----------------------|----------|
| 1. | 11  | Greg Sutton          | Oklahoma City (H) | 12/5/90              |          |
| 2. | 10  | Chris Riouse         | Oakland (A)       | 2/9/06               |          |
| 3. | 9   | Eric Perry           | Chicago St. (H)   | 2/3/00               |          |
|    |     | 9                    | Markius Barnes    | UMKC (H)             | 2/2/02   |
|    |     | 9                    | Ken Tutt          | Chattanooga (A)      | 12/16/06 |
|    |     | 9                    | Moses Ehambe      | Western Illinois (A) | 2/14/08  |
| 7. | 8   | Luke Spencer-Gardner | Southern Utah (H) | 1/24/02              |          |
|    |     | 8                    | Moses Ehambe      | Centenary (N)        | 3/8/08   |
|    |     | 8                    | DeShang Weaver    | South Dakota St. (H) | 1/27/24  |
| 9. | 7   | 20 tied              |                   |                      |          |

## 3-PT FG ATTEMPTS

| RK | 3FGA | NAME          | OPP.               | DATE                 |          |
|----|------|---------------|--------------------|----------------------|----------|
| 1. | 17   | Robert Jarvis | North Carolina (A) | 12/13/08             |          |
|    |      | 17            | Chris Riouse       | Oakland (A)          | 2/9/06   |
| 3. | 15   | Robert Jarvis | Texas A&M-CC (H)   | 11/14/07             |          |
|    |      | 15            | Ken Tutt           | Chicago St. (A)      | 1/17/04  |
|    |      | 15            | Max Abmas          | Houston Baptist (H)  | 11/8/19  |
|    |      | 15            | DeShang Weaver     | South Dakota St. (H) | 1/27/24  |
| 6. | 14   | Kris Martin   | Missouri St. (A)   | 12/14/16             |          |
|    |      | 14            | Warren Niles       | Central Arkansas (A) | 3/9/13   |
|    |      | 14            | Ken Tutt           | Southern Utah (A)    | 1/5/04   |
|    |      | 14            | Ken Tutt           | Chattanooga (A)      | 12/16/06 |
|    |      | 14            | Max Abmas          | Tulsa (A)            | 12/3/22  |

## 3-PT FG PERCENTAGE (MIN. 5 ATT.)

| RK | 3FG% | NAME          | 3FGM-3FGA            | OPP.               | DATE                 |          |
|----|------|---------------|----------------------|--------------------|----------------------|----------|
| 1. | 1.00 | Bobby Word    | 5-5                  | Incarnate Word (A) | 1/18/14              |          |
|    |      | 1.00          | Mikey Manghum        | 6-6                | South Dakota (H)     | 1/26/12  |
|    |      | 1.00          | Luke Spencer-Gardner | 6-6                | Utah Valley St. (A)  | 12/11/04 |
|    |      | 1.00          | Ty Lazenby           | 5-5                | Chicago St. (A)      | 12/17/19 |
| 5. | .900 | Eric Perry    | 9-10                 | Chicago St. (H)    | 2/3/00               |          |
| 6. | .889 | Aaron Young   | 8-9                  | Denver (A)         | 1/6/16               |          |
| 7. | .875 | Warren Niles  | 7-8                  | St. Gregory's (H)  | 11/14/12             |          |
|    |      | .875          | Marchello Vealy      | 7-8                | Kansas (A)           | 11/15/06 |
| 9. | .857 | Jerome Abbage | 6-7                  | Louisville (A)     | 1/2/93               |          |
|    |      | .857          | Moses Ehambe         | 6-7                | IUPUI (A)            | 2/24/07  |
|    |      | .857          | Dominique Morrison   | 6-7                | Western Illinois (A) | 12/2/11  |

## FREE THROWS MADE

| RK | FTM | NAME            | OPP.                   | DATE             |          |
|----|-----|-----------------|------------------------|------------------|----------|
| 1. | 17  | Caleb Green     | Chicago State (H)      | 2/4/06           |          |
|    |     | 17              | Caleb Green            | Valparaiso (A)   | 1/9/06   |
|    |     | 17              | Anthony Roberts        | Oregon State (H) | 12/30/76 |
| 4. | 16  | Anthony Roberts | North Carolina A&T (H) | 2/19/77          |          |
|    |     | 16              | Caleb Green            | Centenary (A)    | 1/20/07  |
|    |     | 16              | Caleb Green            | Akron (H)        | 12/2/06  |
| 7. | 15  | Eldon Lawyer    | Oglethorpe (H)         | 2/5/72           |          |
|    |     | 15              | Mark Acres             | Evansville (A)   | 3/9/83   |
|    |     | 15              | Haywoode Workman       | Oklahoma (A)     | 12/10/88 |
|    |     | 15              | Max Abmas              | Omaha (A)        | 12/29/22 |

## FREE THROWS ATTEMPTED

| RK  | FTA | NAME            | OPP.              | DATE                    |          |
|-----|-----|-----------------|-------------------|-------------------------|----------|
| 1.  | 22  | Caleb Green     | Seton Hall (N)    | 12/28/06                |          |
| 2.  | 21  | Caleb Green     | Valparaiso (A)    | 1/9/06                  |          |
| 3.  | 20  | Anthony Roberts | Oregon State (H)  | 12/30/76                |          |
| 4.  | 19  | Caleb Green     | Chicago State (H) | 2/4/06                  |          |
|     |     | 19              | Caleb Green       | Louisiana-Lafayette (H) | 11/21/06 |
|     |     | 19              | Caleb Green       | Akron (H)               | 12/2/06  |
|     |     | 19              | Steven Roundtree  | Indiana State (H)       | 11/20/10 |
|     |     | 19              | Korey Billbury    | Tulsa (H)               | 11/15/14 |
|     |     | 19              | Obi Emegano       | Omaha (A)               | 2/19/15  |
| 10. | 18  | Five tied       |                   |                         |          |

## FREE THROW PERCENTAGE (MIN. 10 ATT.)

| RK | FT%   | NAME         | FTM-FTA            | DATE           | PCT.                          |          |
|----|-------|--------------|--------------------|----------------|-------------------------------|----------|
| 1. | 1.000 | Eldon Lawyer | 15-15              | Oglethorpe (H) | 2/15/72                       |          |
|    |       | 1.000        | Obi Emegano        | 14-14          | Denver (H)                    | 2/19/16  |
|    |       | 1.000        | Obi Emegano        | 12-12          | Western Illinois (H)          | 2/13/16  |
|    |       | 1.000        | Max Abmas          | 12-12          | Florida (N)                   | 3/21/21  |
|    |       | 1.000        | Max Abmas          | 12-12          | Kansas City (H)               | 1/7/23   |
|    |       | 1.000        | Ken Tutt           | 11-11          | Southern Utah (A)             | 1/11/07  |
|    |       | 1.000        | Dominique Morrison | 11-11          | South Dakota St. (H)          | 1/7/11   |
|    |       | 1.000        | Issac McBride      | 11-11          | South Dakota St. (H)1/27/24   |          |
|    |       | 1.000        | Anthony Roberts    | 10-10          | Santa Clara (H)               | 12/20/75 |
|    |       | 1.000        | Charles Dorsey     | 10-10          | Evansville (A)                | 2/4/85   |
|    |       | 1.000        | Brian Miles        | 10-10          | Southwest Texas (H)           | 1/17/87  |
|    |       | 1.000        | Reggie Borges      | 10-10          | Oklahoma Wesleyan (H)11/23/02 |          |
|    |       | 1.000        | Dominique Morrison | 10-10          | UMKC (H)                      | 1/15/11  |
|    |       | 1.000        | Shawn Glover       | 10-10          | Southeastern La. (H)2/8/14    |          |
|    |       | 1.000        | Jalieu Bedford     | 10-10          | Montana State (A)             | 1/3/24   |



## BLOCKED SHOTS

| RK | BLK | NAME           | OPP.                  | DATE                 |          |
|----|-----|----------------|-----------------------|----------------------|----------|
| 1. | 9   | Kendrick Moore | Stephen F. Austin (A) | 12/14/02             |          |
|    |     | 9              | Kendrick Moore        | IUPUI (N)            | 3/4/02   |
|    |     | 9              | Antonio Martin        | Oklahoma City (H)    | 1/28/78  |
|    |     | 9              | Alvin Scott           | West Texas State (H) | 1/24/77  |
| 5. | 8   | DeShang Weaver | UT Arlington (A)      | 11/6/23              |          |
|    |     | 8              | Connor Vanover        | Western Illinois (A) | 2/11/23  |
|    |     | 8              | Connor Vanover        | John Brown (H)       | 11/11/23 |
|    |     | 8              | Shawn Glover          | New Orleans (H)      | 2/6/14   |
|    |     | 8              | Kendrick Moore        | Wichita State (H)    | 11/30/02 |
| 9. | 7   | David Vaughn   | Trinity (H)           | 2/17/73              |          |
|    |     | 7              | Shawn King            | Fort Wayne (A)       | 1/10/08  |
|    |     | 7              | Albert Owens          | Oakland (H)          | 11/27/17 |

## STEALS

| RK | STL | NAME             | OPP.                 | DATE               |          |
|----|-----|------------------|----------------------|--------------------|----------|
| 1. | 9   | Haywoode Workman | Oklahoma (H)         | 12/29/88           |          |
|    |     | 9                | Haywoode Workman     | South Carolina (H) | 1/28/89  |
|    |     | 9                | R.J. Fuqua           | Avila (H)          | 11/10/17 |
| 3. | 8   | Obi Emegano      | Haskell (H)          | 12/28/14           |          |
| 4. | 7   | Willie Irons     | Coppin State (H)     | 12/11/86           |          |
|    |     | 7                | Akin Akin-Otiko      | Texas (H)          | 12/13/86 |
|    |     | 7                | Tim Gill             | John Brown (H)     | 1/23/96  |
|    |     | 7                | Larry Owens          | Tulsa (H)          | 12/3/05  |
| 8. | 6   | Kareem Thompson  | Central Arkansas (H) | 12/10/22           |          |
|    |     | 6                | Arnold Dugger        | Bowling Green (H)  | 12/28/74 |
|    |     | 6                | Michael Craion       | West Virginia (A)  | 11/11/11 |
|    |     | 6                | Gary "Cat" Johnson   | Portland State (H) | 1/23/80  |

\* Part of career spent at NAIA level

\*\* Part of career prior to ORU's move to NCAA Major College Division





# ORU SINGLE SEASON TOP 10

## POINTS

| RK  | NAME            | YEARS   | PTS.  |
|-----|-----------------|---------|-------|
| 1.  | Richard Fuqua   | 1971-72 | 1,006 |
| 2.  | Anthony Roberts | 1976-77 | 951   |
| 3.  | Max Abmas       | 2022-23 | 743   |
| 4.  | Shawn Glover    | 2013-14 | 703   |
| 5.  | Caleb Green     | 2006-07 | 698   |
| 6.  | Sam McCants     | 1973-74 | 697   |
| 7.  | Ray Thompson    | 1991-92 | 688   |
| 8.  | Caleb Green     | 2005-06 | 686   |
|     | Max Abmas       | 2020-21 | 686   |
| 10. | Max Abmas       | 2021-22 | 685   |

## SCORING AVERAGE

| RK  | NAME            | YEARS   | PTS.  | AVG. |
|-----|-----------------|---------|-------|------|
| 1.  | Richard Fuqua   | 1971-72 | 1,006 | 35.9 |
| 2.  | Greg Sutton     | 1990-91 | 1,200 | 34.3 |
| 3.  | Anthony Roberts | 1976-77 | 951   | 34   |
| 4.  | Richard Fuqua   | 1970-71 | 826   | 31.8 |
| 5.  | Greg Sutton     | 1989-90 | 1,256 | 30.6 |
| 6.  | Ray Thompson    | 1991-92 | 688   | 25.5 |
| 7.  | Max Abmas       | 2020-21 | 686   | 24.5 |
| 8.  | Anthony Roberts | 1975-76 | 630   | 24.2 |
| 9.  | Sam McCants     | 1973-74 | 697   | 24   |
| 10. | Ray Thompson    | 1992-93 | 638   | 23.6 |

## FIELD GOALS MADE

| RK  | NAME            | YEARS   | FG  |
|-----|-----------------|---------|-----|
| 1.  | Richard Fuqua   | 1971-72 | 423 |
| 2.  | Greg Sutton*    | 1989-90 | 417 |
| 3.  | Anthony Roberts | 1976-77 | 402 |
| 4.  | Greg Sutton*    | 1990-91 | 393 |
| 5.  | Richard Fuqua** | 1970-71 | 353 |
| 6.  | Sam McCants     | 1973-74 | 304 |
| 7.  | Ray Thompson    | 1991-92 | 284 |
| 8.  | Anthony Roberts | 1975-76 | 277 |
| 9.  | Anthony Jones*  | 1990-91 | 276 |
| 10. | Shawn Glover    | 2013-14 | 273 |

## FIELD GOALS ATTEMPTED

| RK  | NAME               | YEARS   | FGA |
|-----|--------------------|---------|-----|
| 1.  | Greg Sutton*       | 1989-90 | 976 |
| 2.  | Richard Fuqua      | 1971-72 | 941 |
| 3.  | Greg Sutton*       | 1990-91 | 858 |
| 4.  | Anthony Roberts    | 1976-77 | 739 |
| 5.  | Sam McCants        | 1973-74 | 725 |
| 6.  | Richard Fuqua      | 1972-73 | 713 |
| 7.  | Richard Fuqua      | 1970-71 | 701 |
| 8.  | Clarence Thompson* | 1989-90 | 602 |
| 9.  | Anthony Roberts    | 1975-76 | 573 |
| 10. | Anthony Roberts    | 1974-75 | 566 |

## FIELD GOAL PERCENTAGE (MIN. 150 ATT.)

| RK | NAME           | YEARS   | ATT.    | PCT. |
|----|----------------|---------|---------|------|
| 1. | Rufus Freeman* | 1989-90 | 133-194 | .686 |
| 2. | Brian Miles    | 1985-86 | 103-157 | .656 |
| 3. | Shawn King     | 2006-07 | 105-163 | .644 |
| 4. | Marcus Lewis   | 2007-09 | 165-278 | .594 |
| 5. | Caleb Green    | 2003-04 | 177-300 | .590 |
| 6. | Mark Acres     | 1981-82 | 109-186 | .586 |
| 7. | Michael Craion | 2011-12 | 144-247 | .583 |
|    | Kevin Obanor   | 2018-19 | 133-228 | .583 |
| 9. | Mark Acres     | 1984-85 | 221-380 | .582 |
|    | Leon Irving    | 1998-99 | 114-196 | .582 |

## 3-PT FIELD GOALS MADE

| RK  | NAME               | YEAR    | 3PTM |
|-----|--------------------|---------|------|
| 1.  | Greg Sutton*       | 1990-91 | 185  |
| 2.  | Greg Sutton*       | 1989-90 | 170  |
| 3.  | Clarence Thompson* | 1989-90 | 137  |
| 4.  | Max Abmas          | 2022-23 | 119  |
| 5.  | Max Abmas          | 2021-22 | 114  |
| 6.  | Ken Tutt           | 2003-04 | 101  |
| 7.  | Max Abmas          | 2020-21 | 100  |
| 8.  | Warren Niles       | 2012-13 | 96   |
| 9.  | Tim Gill           | 1997-98 | 95   |
| 10. | Tim Gill           | 1995-96 | 87   |
|     | Max Abmas          | 2019-20 | 87   |

## 3-PT FG ATTEMPTS

| RK  | NAME               | YEAR    | 3PTA |
|-----|--------------------|---------|------|
| 1.  | Greg Sutton*       | 1990-91 | 463  |
| 2.  | Greg Sutton*       | 1989-90 | 443  |
| 3.  | Clarence Thompson* | 1989-90 | 367  |
| 4.  | Max Abmas          | 2022-23 | 319  |
| 5.  | Max Abmas          | 2021-22 | 293  |
| 6.  | Greg Sutton        | 1988-89 | 251  |
|     | Robert Jarvis      | 2008-09 | 251  |
| 8.  | Warren Niles       | 2012-13 | 243  |
| 9.  | Max Abmas          | 2019-20 | 238  |
| 10. | Max Abmas          | 2020-21 | 233  |

## 3-PT FG PERCENTAGE (MIN. 50 ATT.)

| RK  | NAME                 | YEAR    | 3M-3A   | 3PCT |
|-----|----------------------|---------|---------|------|
| 1.  | Tim Gill             | 1997-98 | 95-196  | .485 |
| 2.  | Shawn Glover         | 2013-14 | 25-52   | .481 |
| 3.  | Luke Spencer-Gardner | 2004-05 | 39-84   | .464 |
| 4.  | Chris Riouse         | 2005-06 | 57-123  | .463 |
|     | Kevin Obanor         | 2020-21 | 56-121  | .463 |
| 6.  | Aaron Young          | 2015-16 | 32-70   | .457 |
| 7.  | Tim Gill             | 1995-96 | 87-193  | .451 |
| 8.  | Ken Tutt             | 2003-04 | 101-225 | .449 |
| 9.  | Issac McBride        | 2021-22 | 47-105  | .448 |
| 10. | Aaron Young          | 2014-15 | 29-65   | .446 |

## FREE THROWS MADE

| RK  | NAME               | YEARS   | FT  |
|-----|--------------------|---------|-----|
| 1.  | Caleb Green        | 2006-07 | 278 |
| 2.  | Greg Sutton*       | 1989-90 | 252 |
| 3.  | Caleb Green        | 2005-06 | 235 |
| 4.  | Greg Sutton*       | 1990-91 | 229 |
| 5.  | Caleb Green        | 2004-05 | 213 |
| 6.  | Obi Emegano        | 2014-15 | 205 |
| 7.  | Obi Emegano        | 2015-16 | 198 |
| 8.  | Dominique Morrison | 2011-12 | 189 |
| 9.  | Richard Fuqua      | 1971-72 | 160 |
| 10. | Damen Bell-Holter  | 2012-13 | 159 |

## FREE THROWS ATTEMPTED

| RK  | NAME               | YEARS   | FTA |
|-----|--------------------|---------|-----|
| 1.  | Caleb Green        | 2006-07 | 366 |
| 2.  | Greg Sutton*       | 1989-90 | 328 |
| 3.  | Caleb Green        | 2005-06 | 308 |
| 4.  | Caleb Green        | 2004-05 | 283 |
| 5.  | Greg Sutton*       | 1990-91 | 280 |
| 6.  | Obi Emegano        | 2014-15 | 260 |
| 7.  | Obi Emegano        | 2015-16 | 232 |
| 8.  | Dominique Morrison | 2011-12 | 229 |
| 9.  | Damen Bell-Holter  | 2012-13 | 211 |
| 10. | Richard Fuqua      | 1971-72 | 210 |

## FREE THROW PERCENTAGE (MIN. 75 ATT.)

| RK  | NAME            | YEARS   | ATT.    | PCT. |
|-----|-----------------|---------|---------|------|
| 1.  | Max Abmas       | 2022-23 | 158-172 | .919 |
| 2.  | Bobby Hodge**   | 1967-68 | 93-102  | .912 |
| 3.  | Steve Bontrager | 1980-81 | 73-81   | .901 |
| 4.  | Issac McBride   | 2023-24 | 138-155 | .890 |
|     | Max Abmas       | 2020-21 | 138-155 | .890 |
| 6.  | Kevin Obanor    | 2020-21 | 112-128 | .875 |
| 7.  | Sam Potter      | 1983-84 | 82-94   | .872 |
| 8.  | Ken Tutt        | 2004-05 | 87-100  | .870 |
| 9.  | Tim Gill        | 1996-97 | 85-99   | .859 |
| 10. | Bill Hull**     | 1968-69 | 78-91   | .857 |

## BLOCKED SHOTS

| RK  | NAME              | YEARS   | BLK |
|-----|-------------------|---------|-----|
| 1.  | Connor Vanover    | 2022-23 | 110 |
| 2.  | Kendrick Moore    | 2001-02 | 103 |
| 3.  | Kendrick Moore    | 2002-03 | 94  |
| 4.  | Alvin Scott       | 1976-77 | 81  |
| 5.  | Shawn King        | 2006-07 | 81  |
| 6.  | Shawn King        | 2007-08 | 68  |
| 7.  | Rocky Walls       | 1997-98 | 58  |
| 8.  | Mark Acres        | 1982-83 | 54  |
|     | Marvin Washington | 1987-88 | 54  |
| 10. | Shawn Glover      | 2013-14 | 53  |

## STEALS

| RK  | NAME               | YEARS   | STL |
|-----|--------------------|---------|-----|
| 1.  | Haywoode Workman   | 1987-88 | 103 |
| 2.  | Haywoode Workman   | 1988-89 | 93  |
| 3.  | Greg Sutton*       | 1989-90 | 88  |
| 4.  | Greg Sutton*       | 1990-91 | 81  |
| 5.  | Earl McClellan     | 1996-97 | 77  |
| 6.  | Akin Akin-Otiko    | 1986-87 | 72  |
| 7.  | Sebastian Neal     | 1991-92 | 68  |
| 8.  | Gary "Cat" Johnson | 1981-82 | 63  |
| 9.  | Earl McClellan     | 1995-96 | 62  |
| 10. | Larry Owens        | 2004-05 | 58  |



## REBOUNDS

| RK  | NAME              | YEARS   | REB. |
|-----|-------------------|---------|------|
| 1.  | Eddie Woods**     | 1971-72 | 407  |
| 2.  | David Vaughn      | 1972-73 | 385  |
| 3.  | Antonio Martin    | 1979-80 | 334  |
| 4.  | Damen Bell-Holter | 2012-13 | 328  |
| 5.  | Eddie Woods       | 1973-74 | 327  |
| 6.  | Rocky Walls       | 1997-98 | 325  |
| 7.  | Mark Acres        | 1983-84 | 324  |
| 8.  | Caleb Green       | 2006-07 | 315  |
| 9.  | Caleb Green       | 2004-05 | 306  |
| 10. | Harold Johnson    | 1974-75 | 301  |

## REBOUNDING AVERAGE

| RK | NAME                | YEARS   | REB. |
|----|---------------------|---------|------|
| 1. | Eddie Woods         | 1971-72 | 14.5 |
| 2. | David Vaughn        | 1972-73 | 14.3 |
| 3. | Eddie Woods**       | 1970-71 | 13.0 |
| 4. | Sebastian Neal*     | 1990-91 | 12.5 |
| 5. | Eddie Woods         | 1973-74 | 12.1 |
| 6. | Antonio Martin      | 1979-80 | 11.9 |
| 7. | Eddie Woods         | 1972-73 | 11.2 |
| 8. | Harold Johnson      | 1974-75 | 10.8 |
|    | Arnold Coles**      | 1966-67 | 10.8 |
|    | Ingram Montgomery** | 1969-70 | 10.8 |


## ASSISTS

| RK  | NAME                 | YEARS   | ASST. |
|-----|----------------------|---------|-------|
| 1.  | Sam McCants          | 1973-74 | 208   |
| 2.  | Arnold Dugger        | 1976-77 | 194   |
| 3.  | Haywoode Workman     | 1986-87 | 188   |
| 4.  | Jonathan Bluiitt     | 2004-05 | 178   |
| 5.  | Arnold Dugger        | 1974-75 | 166   |
| 6.  | Jonathan Bluiitt     | 2003-04 | 165   |
| 7.  | Luke Spencer-Gardner | 2002-03 | 164   |
| 8.  | Gary Johnson         | 1981-82 | 160   |
| 9.  | Gary Johnson         | 1980-81 | 158   |
| 10. | Luke Spencer-Gardner | 2000-05 | 156   |

\* Part of career spent at NAIA level

\*\* Part of career prior to ORU's move to NCAA Major College Division

# ORU CAREER TOP 10



Greg Sutton scored 3,070 career points

### POINTS

| RK  | NAME               | YEARS     | POINTS |
|-----|--------------------|-----------|--------|
| 1.  | Greg Sutton        | 1988-91** | 3,070  |
| 2.  | Richard Fuqua      | 1969-73*  | 3,004  |
| 3.  | Max Abmas          | 2019-23   | 2,562  |
| 4.  | Caleb Green        | 2003-07   | 2,503  |
| 5.  | Anthony Roberts    | 1973-77   | 2,341  |
| 6.  | Dominique Morrison | 2008-12   | 2,080  |
| 7.  | Mark Acres         | 1981-85   | 2,038  |
| 8.  | Ken Tutt           | 2003-07   | 2,019  |
| 9.  | Warren Niles       | 2009-13   | 1,984  |
| 10. | Tim Gill           | 1994-98   | 1,959  |

### SCORING AVERAGE (MIN. 50 GAMES PLAYED)

| RK  | NAME            | YEARS     | AVG. |
|-----|-----------------|-----------|------|
| 1.  | Greg Sutton     | 1988-91** | 29.5 |
| 2.  | Richard Fuqua   | 1969-73*  | 27.1 |
| 3.  | Ray Thompson    | 1991-93   | 24.6 |
| 4.  | Anthony Roberts | 1973-77   | 21.7 |
| 5.  | Calvin Garrett  | 1978-80   | 21.6 |
| 6.  | Max Abmas       | 2019-23   | 20.8 |
| 7.  | Sebastian Neal  | 1990-92   | 20.6 |
| 8.  | Caleb Green     | 2003-07   | 19.6 |
| 9.  | Haywood Hill    | 1969-71   | 19.1 |
| 10. | Mark Acres      | 1981-85   | 18.5 |

### REBOUNDS

| RK  | NAME              | YEARS   | REB.  |
|-----|-------------------|---------|-------|
| 1.  | Eddie Woods**     | 1970-74 | 1,365 |
| 2.  | Caleb Green       | 2003-07 | 1,189 |
| 3.  | Mark Acres        | 1981-85 | 1,051 |
| 4.  | Rocky Walls       | 1994-98 | 946   |
| 5.  | Emmanuel Nzekwesi | 2016-20 | 889   |
| 6.  | Damen Bell-Holter | 2009-13 | 878   |
| 7.  | Antonio Martin    | 1977-80 | 857   |
| 8.  | Anthony Roberts   | 1973-77 | 800   |
| 9.  | Jeff Acres        | 1980-85 | 797   |
| 10. | Carl Hardaway**   | 1966-70 | 750   |

### REBOUNDING AVERAGE

| RK | NAME            | YEARS   | REB. |
|----|-----------------|---------|------|
| 1. | Eddie Woods**   | 1970-74 | 12.8 |
| 2. | Antonio Martin  | 1977-80 | 10.6 |
| 3. | Sebastian Neal* | 1990-92 | 10.5 |
| 4. | Harold Johnson  | 1974-76 | 10.3 |
| 5. | Haywood Hill**  | 1969-71 | 9.8  |
| 6. | Howard Suggs*   | 1988-90 | 9.7  |
| 7. | Mark Acres      | 1981-85 | 9.6  |
|    | Ray Thompson*   | 1991-93 | 9.6  |
| 9. | Caleb Green     | 2003-07 | 9.3  |
|    | Greg McDougald  | 1972-74 | 9.3  |

### ASSISTS

| RK  | NAME                 | YEARS   | ASST. |
|-----|----------------------|---------|-------|
| 1.  | Luke Spencer-Gardner | 2000-05 | 534   |
| 2.  | Jonathan Bluit       | 2002-06 | 509   |
| 3.  | Arnold Dugger        | 1974-77 | 501   |
| 4.  | Greg Sutton*         | 1988-91 | 490   |
| 5.  | Gary Johnson         | 1978-82 | 481   |
| 6.  | Earl McClellan       | 1993-97 | 413   |
| 7.  | Max Abmas            | 2019-23 | 395   |
| 8.  | Willie Irons         | 1984-88 | 393   |
| 9.  | Eric Perry           | 1996-00 | 383   |
| 10. | Tim Gill             | 1994-98 | 377   |

### FIELD GOALS MADE

| RK  | NAME               | YEARS   | FG    |
|-----|--------------------|---------|-------|
| 1.  | Richard Fuqua**    | 1969-73 | 1,273 |
| 2.  | Greg Sutton*       | 1988-91 | 1,024 |
| 3.  | Anthony Roberts    | 1973-77 | 1,006 |
| 4.  | Max Abmas          | 2019-23 | 841   |
| 5.  | Caleb Green        | 2003-07 | 821   |
| 6.  | Mark Acres         | 1981-85 | 799   |
| 7.  | Dominique Morrison | 2008-12 | 687   |
| 8.  | Ken Tutt           | 2003-07 | 684   |
| 9.  | Warren Niles       | 2009-13 | 674   |
| 10. | Tim Gill           | 1994-98 | 664   |

### FIELD GOALS ATTEMPTED

| RK  | NAME               | YEARS   | FGA   |
|-----|--------------------|---------|-------|
| 1.  | Richard Fuqua**    | 1969-73 | 2,838 |
| 2.  | Greg Sutton*       | 1988-91 | 2,398 |
| 3.  | Anthony Roberts    | 1973-77 | 2,007 |
| 4.  | Max Abmas          | 2019-23 | 1,924 |
| 5.  | Ken Tutt           | 2003-07 | 1,619 |
| 6.  | Warren Niles       | 2009-13 | 1,594 |
| 7.  | Caleb Green        | 2003-07 | 1,524 |
| 8.  | Dominique Morrison | 2008-12 | 1,475 |
| 9.  | Mark Acres         | 1981-85 | 1,416 |
| 10. | Tim Gill           | 1994-98 | 1,391 |

### FIELD GOAL PERCENTAGE (MIN. 2 SEASONS & 200 FGM)

| RK  | NAME             | YEARS   | FGM-FGA  | PCT. |
|-----|------------------|---------|----------|------|
| 1.  | Shawn King       | 2006-08 | 232-389  | .596 |
| 2.  | Brandon Conley   | 2012-16 | 249-432  | .576 |
| 3.  | Brian Miles      | 1983-87 | 274-480  | .571 |
| 4.  | Marcus Lewis     | 2007-09 | 277-489  | .566 |
| 5.  | Mark Acres       | 1981-85 | 799-1416 | .564 |
| 6.  | Steven Roundtree | 2010-13 | 370-684  | .541 |
| 7.  | Caleb Green      | 2003-07 | 821-1524 | .539 |
|     | Michael Craion   | 2009-12 | 311-577  | .539 |
| 9.  | Reggie Clement   | 1980-83 | 265-495  | .535 |
| 10. | David Vaughn     | 1972-73 | 232-438  | .530 |
|     | Kevin Ford       | 2008-10 | 233-440  | .530 |

### 3-PT FIELD GOALS MADE

| RK  | NAME               | YEARS   | 3PTM |
|-----|--------------------|---------|------|
| 1.  | Greg Sutton*       | 1988-91 | 438  |
| 2.  | Max Abmas          | 2019-23 | 420  |
| 3.  | Tim Gill           | 1994-98 | 333  |
| 4.  | Ken Tutt           | 2003-07 | 319  |
| 5.  | Warren Niles       | 2009-13 | 292  |
| 6.  | DeShang Weaver     | 2018-24 | 223  |
| 7.  | Eric Perry         | 1996-00 | 214  |
| 8.  | Clarence Thompson* | 1988-90 | 205  |
| 9.  | Josh Atkinson      | 1999-04 | 203  |
| 10. | Moses Ehambe       | 2004-08 | 183  |

### 3-PT FIELD GOALS ATTEMPTED

| RK  | NAME               | YEARS   | 3PTA  |
|-----|--------------------|---------|-------|
| 1.  | Greg Sutton*       | 1988-91 | 1,157 |
| 2.  | Max Abmas          | 2019-23 | 1,083 |
| 3.  | Warren Niles       | 2009-13 | 780   |
| 4.  | Ken Tutt           | 2003-07 | 775   |
| 5.  | Tim Gill           | 1994-98 | 757   |
| 6.  | DeShang Weaver     | 2018-24 | 592   |
| 7.  | Eric Perry         | 1996-00 | 565   |
| 8.  | Clarence Thompson* | 1988-90 | 553   |
| 9.  | Josh Atkinson      | 1999-04 | 539   |
| 10. | Sam Kearns         | 2017-20 | 460   |

### 3-PT FIELD GOAL PERCENTAGE (MIN. 100 ATT.)


| RK  | NAME                 | YEAR       | 3M-ATT. | PCT. |
|-----|----------------------|------------|---------|------|
| 1.  | Chris Riouse         | 2004-06    | 76-161  | .472 |
| 2.  | Tim Gill             | 1994-98    | 333-757 | .440 |
| 3.  | Kevin Obanor         | 2018-21    | 122-287 | .425 |
| 4.  | Aaron Young          | 2014-17    | 90-217  | .415 |
|     | Luke Spencer-Gardner | 2001-05    | 171-412 | .415 |
| 6.  | Issac McBride        | 2021-Pres. | 176-426 | .413 |
| 7.  | Ken Tutt             | 2003-07    | 319-775 | .412 |
| 8.  | Moses Ehambe         | 2004-08    | 183-447 | .409 |
| 9.  | Phillip Owens        | 1997-99    | 56-139  | .403 |
| 10. | James Kruse          | 1994-97    | 49-122  | .402 |

### FREE THROWS MADE

| RK  | NAME               | YEARS   | FT  |
|-----|--------------------|---------|-----|
| 1.  | Caleb Green        | 2003-07 | 852 |
| 2.  | Greg Sutton*       | 1988-91 | 584 |
| 3.  | Dominique Morrison | 2008-12 | 543 |
| 4.  | Max Abmas          | 2019-23 | 460 |
| 5.  | Richard Fuqua**    | 1969-73 | 458 |
| 6.  | Obi Emegano        | 2013-16 | 433 |
| 7.  | Damen Bell-Holter  | 2009-13 | 371 |
| 8.  | Mark Acres         | 1981-85 | 440 |
| 9.  | Haywoode Workman   | 1986-89 | 339 |
| 10. | Ken Tutt           | 2003-07 | 332 |

### FREE THROWS ATTEMPTED

| RK  | NAME               | YEARS   | FTA  |
|-----|--------------------|---------|------|
| 1.  | Caleb Green        | 2003-07 | 1134 |
| 2.  | Greg Sutton*       | 1988-91 | 765  |
| 3.  | Dominique Morrison | 2008-12 | 668  |
| 4.  | Richard Fuqua**    | 1969-73 | 658  |
| 5.  | Mark Acres         | 1981-85 | 632  |
| 6.  | Obi Emegano        | 2013-16 | 530  |
| 7.  | Rocky Walls        | 1994-98 | 527  |
| 8.  | Max Abmas          | 2019-23 | 522  |
| 9.  | Damen Bell-Holter  | 2009-13 | 510  |
| 10. | Derrick Taylor     | 1996-00 | 489  |



Steve Bontrager shot 88 percent from the line

### FREE THROW PERCENTAGE (MIN. 100 ATT.)

| RK | NAME            | YEARS   | ATT.    | PCT. |
|----|-----------------|---------|---------|------|
| 1. | Max Abmas       | 2019-23 | 460-522 | .881 |
| 2. | Steve Bontrager | 1979-81 | 103-117 | .880 |
| 3. | Issac McBride   | 2021-24 | 251-290 | .866 |
| 4. | Bill Hull**     | 1967-69 | 104-121 | .860 |
| 5. | Bobby Hodge**   | 1966-68 | 169-198 | .854 |
| 6. | Sam Potter      | 1983-85 | 131-156 | .840 |
| 7. | Kevin Obanor    | 2018-21 | 314-376 | .835 |
| 8. | Trey Phipps     | 2021-24 | 90-108  | .833 |
| 9. | Sam Kearns      | 2017-20 | 96-116  | .828 |
|    | D.J. Jackson    | 2012-14 | 96-116  | .828 |

### BLOCKED SHOTS

| RK  | NAME              | YEARS   | BLK |
|-----|-------------------|---------|-----|
| 1.  | Kendrick Moore    | 2001-03 | 197 |
| 2.  | Mark Acres        | 1981-85 | 164 |
| 3.  | Albert Owens      | 2014-18 | 159 |
| 4.  | Shawn King        | 2006-08 | 149 |
| 5.  | DeShang Weaver    | 2018-24 | 143 |
| 6.  | Damen Bell-Holter | 2009-13 | 139 |
| 7.  | Alvin Scott       | 1973-77 | 131 |
| 8.  | Rocky Walls       | 1994-98 | 127 |
| 9.  | Connor Vanover    | 2022-23 | 108 |
| 10. | Antonio Martin    | 1977-80 | 106 |

### STEALS

| RK  | NAME               | YEARS   | STL |
|-----|--------------------|---------|-----|
| 1.  | Haywoode Workman   | 1986-89 | 250 |
| 2.  | Earl McClellan     | 1993-97 | 215 |
| 3.  | Greg Sutton*       | 1988-91 | 213 |
| 4.  | Tim Gill           | 1994-98 | 172 |
| 5.  | Rocky Walls        | 1994-98 | 166 |
| 6.  | Caleb Green        | 2003-07 | 164 |
| 7.  | Gary "Cat" Johnson | 1978-82 | 163 |
| 8.  | Willie Irons       | 1984-88 | 157 |
| 9.  | Mark Acres         | 1981-85 | 150 |
|     | Akin Akin-Otiko    | 1983-87 | 150 |
|     | Kareem Thompson    | 2020-24 | 150 |
| 10. | Eric Perry         | 1996-00 | 145 |



# YEAR-BY-YEAR LEADERS

## SCORING LEADERS

| YEAR    | PLAYER             | AVG. | PTS.  |
|---------|--------------------|------|-------|
| 1966-67 | Bobby Hodge        | 16.1 | 418   |
| 1966-67 | Mel Reed           | 16.1 | 418   |
| 1967-68 | Dana Lewis         | 16.0 | 383   |
| 1968-69 | Bill Hull          | 21.2 | 508   |
| 1969-70 | Richard Fuqua      | 18.1 | 561   |
| 1970-71 | Richard Fuqua      | 31.8 | 826   |
| 1971-72 | Richard Fuqua      | 35.9 | 1,006 |
| 1972-73 | Richard Fuqua      | 23.5 | 611   |
| 1973-74 | Sam McCants        | 24.0 | 697   |
| 1974-75 | Anthony Roberts    | 22.4 | 626   |
| 1975-76 | Anthony Roberts    | 24.2 | 630   |
| 1976-77 | Anthony Roberts    | 34.0 | 951   |
| 1977-78 | Lamont Reid        | 16.4 | 426   |
| 1978-79 | Calvin Garrett     | 21.0 | 567   |
| 1979-80 | Calvin Garrett     | 22.2 | 623   |
| 1980-81 | Steve Bontrager    | 16.3 | 441   |
| 1981-82 | Mark Acres         | 14.6 | 322   |
| 1982-83 | Mark Acres         | 18.8 | 526   |
| 1983-84 | Mark Acres         | 20.8 | 646   |
| 1984-85 | Mark Acres         | 18.8 | 544   |
| 1985-86 | Akin Akin-Otiko    | 14.1 | 395   |
| 1986-87 | Akin Akin-Otiko    | 15.0 | 421   |
| 1987-88 | Haywoode Workman   | 19.4 | 562   |
| 1988-89 | Greg Sutton        | 21.9 | 614   |
| 1989-90 | Greg Sutton        | 30.6 | 1,256 |
| 1990-91 | Greg Sutton        | 34.3 | 1,200 |
| 1991-92 | Ray Thompson       | 25.5 | 688   |
| 1992-93 | Ray Thompson       | 23.6 | 638   |
| 1993-94 | Fred Smith         | 14.6 | 395   |
| 1994-95 | Tim Gill           | 16.3 | 424   |
| 1995-96 | Tim Gill           | 17.5 | 473   |
| 1996-97 | Tim Gill           | 17.9 | 502   |
| 1997-98 | Tim Gill           | 18.1 | 560   |
| 1998-99 | Chad Wilkerson     | 16.4 | 459   |
| 1999-00 | Nathan Binam       | 13.2 | 397   |
| 2000-01 | Markius Barnes     | 16.0 | 448   |
| 2001-02 | Reggie Borges      | 14.4 | 432   |
| 2002-03 | Reggie Borges      | 18.0 | 504   |
| 2003-04 | Ken Tutt           | 20.7 | 579   |
| 2004-05 | Caleb Green        | 19.4 | 639   |
| 2005-06 | Caleb Green        | 20.8 | 686   |
| 2006-07 | Caleb Green        | 20.5 | 698   |
| 2007-08 | Robert Jarvis      | 16.1 | 483   |
| 2008-09 | Robert Jarvis      | 17.2 | 533   |
| 2009-10 | Dominique Morrison | 15.3 | 506   |
| 2010-11 | Dominique Morrison | 19.5 | 603   |
| 2011-12 | Dominique Morrison | 19.8 | 674   |
| 2012-13 | Warren Niles       | 18.9 | 662   |
| 2013-14 | Shawn Glover       | 21.3 | 703   |
| 2014-15 | Obi Emegano        | 18.3 | 622   |
| 2015-16 | Obi Emegano        | 23.1 | 669   |
| 2016-17 | Albert Owens       | 17.4 | 522   |
| 2017-18 | Emmanuel Nzekwesi  | 12.7 | 406   |
| 2018-19 | Kevin Obanor       | 14.4 | 402   |
| 2019-20 | Deondre Burns      | 15.3 | 473   |
| 2020-21 | Max Abmas          | 24.5 | 686   |
| 2021-22 | Max Abmas          | 22.8 | 685   |
| 2022-23 | Max Abmas          | 21.9 | 743   |
| 2023-24 | Issac McBride      | 19.8 | 613   |

## REBOUNDING LEADERS

| YEAR    | PLAYER            | AVG. | REB. |
|---------|-------------------|------|------|
| 1966-67 | Arnold Coles      | 10.8 | 259  |
| 1967-68 | Dana Lewis        | 10.2 | 245  |
| 1968-69 | Carl Hardaway     | 9.6  | 231  |
| 1969-70 | Ingram Montgomery | 10.8 | 325  |
| 1970-71 | Eddie Woods       | 13.0 | 339  |
| 1971-72 | Eddie Woods       | 14.5 | 407  |
| 1972-73 | David Vaughn      | 14.3 | 385  |
| 1973-74 | Eddie Woods       | 12.1 | 327  |
| 1974-75 | Harold Johnson    | 10.8 | 301  |
| 1975-76 | Anthony Roberts   | 10.0 | 261  |
| 1976-77 | Alvin Scott       | 9.5  | 267  |
| 1977-78 | Antonio Martin    | 10.2 | 266  |
| 1978-79 | Antonio Martin    | 9.5  | 257  |
| 1979-80 | Antonio Martin    | 11.9 | 334  |
| 1980-81 | Jeff Acres        | 8.0  | 217  |
| 1981-82 | Mark Acres        | 8.1  | 178  |
| 1982-83 | Mark Acres        | 9.6  | 269  |
| 1983-84 | Mark Acres        | 10.5 | 324  |
| 1984-85 | Mark Acres        | 9.7  | 280  |
| 1985-86 | Maurice Smith     | 7.8  | 210  |
| 1986-87 | Akin Akin-Otiko   | 7.2  | 202  |

|         |                   |      |     |
|---------|-------------------|------|-----|
| 1987-88 | Marvin Washington | 7.5  | 203 |
| 1988-89 | Howard Suggs      | 9.1  | 254 |
| 1989-90 | Howard Suggs      | 10.2 | 427 |
| 1990-91 | Sebastian Neal    | 12.5 | 301 |
| 1991-92 | Ray Thompson      | 9.8  | 264 |
| 1992-93 | Ray Thompson      | 9.3  | 252 |
| 1993-94 | Fred Smith        | 9.1  | 245 |
| 1994-95 | Rocky Walls       | 7.4  | 199 |
| 1995-96 | Rocky Walls       | 7.6  | 204 |
| 1996-97 | Rocky Walls       | 7.8  | 218 |
| 1997-98 | Rocky Walls       | 10.5 | 325 |
| 1998-99 | Derrick Taylor    | 6.4  | 127 |
| 1999-00 | Derrick Taylor    | 7.3  | 175 |
| 2000-01 | Kyan Brown        | 6.3  | 183 |
| 2001-02 | Reggie Borges     | 6.6  | 197 |
| 2002-03 | Kendrick Moore    | 7.3  | 205 |
| 2003-04 | Caleb Green       | 9.9  | 278 |
| 2004-05 | Caleb Green       | 9.3  | 306 |
| 2005-06 | Caleb Green       | 8.8  | 290 |
| 2006-07 | Caleb Green       | 9.3  | 315 |
| 2007-08 | Shawn King        | 6.5  | 213 |
| 2008-09 | Kevin Ford        | 7.4  | 171 |
| 2009-10 | Kevin Ford        | 7.5  | 247 |
| 2010-11 | Damen Bell-Holter | 7.8  | 274 |
| 2011-12 | Michael Craion    | 6.3  | 214 |
| 2012-13 | Damen Bell-Holter | 9.4  | 328 |
| 2013-14 | Korey Billbury    | 6.9  | 229 |
| 2014-15 | Korey Billbury    | 7.4  | 206 |
| 2015-16 | Brandon Conley    | 5.4  | 162 |
| 2016-17 | Emmanuel Nzekwesi | 6.4  | 193 |
| 2017-18 | Javan White       | 9.0  | 287 |
| 2018-19 | Emmanuel Nzekwesi | 8.5  | 220 |
| 2019-20 | Emmanuel Nzekwesi | 9.9  | 247 |
| 2020-21 | Kevin Obanor      | 9.6  | 270 |
| 2021-22 | Elijah Lufile     | 7.0  | 197 |
| 2022-23 | Connor Vanover    | 7.2  | 245 |
| 2023-24 | Kareem Thompson   | 6.9  | 213 |

## ASSIST LEADERS

| YEAR    | PLAYER               | AVG. | ASST. |
|---------|----------------------|------|-------|
| 1973-74 | Sam McCants          | 7.1  | 208   |
| 1974-75 | Arnold Dugger        | 5.9  | 166   |
| 1975-76 | Arnold Dugger        | 5.4  | 141   |
| 1976-77 | Arnold Dugger        | 6.9  | 194   |
| 1977-78 | Rodney Wright        | 3    | 79    |
| 1978-79 | Robert Griffin       | 4.8  | 129   |
| 1979-80 | Gary Johnson         | 5.2  | 145   |
| 1980-81 | Gary Johnson         | 6.1  | 158   |
| 1981-82 | Gary Johnson         | 5.5  | 160   |
| 1982-83 | Mark Gottfried       | 3.4  | 93    |
| 1983-84 | Charles Dorsey       | 4.1  | 127   |
| 1984-85 | Willie Irons         | 3.2  | 92    |
| 1985-86 | Willie Irons         | 4.2  | 118   |
| 1986-87 | Haywoode Workman     | 6.7  | 188   |
| 1987-88 | Willie Irons         | 3.8  | 107   |
| 1988-89 | Haywoode Workman     | 3.9  | 110   |
| 1989-90 | Greg Sutton          | 6.1  | 249   |
| 1990-91 | Greg Sutton          | 4.3  | 152   |
| 1991-92 | Brian Garner         | 4.4  | 118   |
| 1992-93 | Ray Thompson         | 3.1  | 84    |
| 1993-94 | Kenny Bohanon        | 2.5  | 68    |
| 1994-95 | Earl McClellan       | 3.5  | 95    |
| 1995-96 | Earl McClellan       | 5.4  | 147   |
| 1996-97 | Earl McClellan       | 4.9  | 136   |
| 1997-98 | Tim Gill             | 4.5  | 139   |
| 1998-99 | Chad Wilkerson       | 3.5  | 97    |
| 1999-00 | Eric Perry           | 5.2  | 140   |
| 2000-01 | Luke Spencer-Gardner | 4    | 116   |
| 2001-02 | Luke Spencer-Gardner | 5    | 156   |
| 2002-03 | Luke Spencer-Gardner | 5.9  | 164   |
| 2003-04 | Jonathan Bluiitt     | 6.1  | 165   |
| 2004-05 | Jonathan Bluiitt     | 5.4  | 178   |
| 2005-06 | Jonathan Bluiitt     | 4.1  | 124   |
| 2006-07 | Adam Liberty         | 2.8  | 94    |
| 2007-08 | Adam Liberty         | 3.3  | 110   |
| 2008-09 | Kelvin Sango         | 2.7  | 84    |
| 2009-10 | Dominique Morrison   | 2.6  | 85    |
| 2010-11 | Roderick Pearson     | 2.7  | 92    |
| 2011-12 | Roderick Pearson     | 3.7  | 127   |
| 2012-13 | D.J. Jackson         | 2.6  | 91    |
| 2013-14 | D.J. Jackson         | 3    | 95    |
| 2014-15 | Korey Billbury       | 2.8  | 80    |
| 2015-16 | Aaron Anderson       | 2.4  | 72    |
| 2016-17 | Jalen Bradley        | 3.8  | 115   |
| 2017-18 | Sam Kearns           | 4.1  | 131   |
| 2018-19 | Kaelen Malone        | 3.9  | 125   |

|         |                 |     |     |
|---------|-----------------|-----|-----|
| 2019-20 | Deondre Burns   | 4.1 | 128 |
| 2020-21 | Max Abmas       | 3.8 | 106 |
| 2021-22 | Max Abmas       | 3.6 | 110 |
| 2022-23 | Max Abmas       | 4.0 | 136 |
| 2023-24 | Kareem Thompson | 3.6 | 113 |

## BLOCKS LEADERS

| YEAR    | PLAYER            | AVG. | BLK. |
|---------|-------------------|------|------|
| 1976-77 | Alvin Scott       | 2.9  | 81   |
| 1977-78 | Antonio Martin    | 1.1  | 28   |
| 1978-79 | Antonio Martin    | 1.2  | 33   |
| 1979-80 | Antonio Martin    | 1.6  | 45   |
| 1980-81 | Gerald Johnson    | 0.7  | 20   |
| 1981-82 | Mark Acres        | 1.6  | 35   |
| 1982-83 | Mark Acres        | 1.9  | 54   |
| 1983-84 | Mark Acres        | 1.5  | 45   |
| 1984-85 | Mark Acres        | 1    | 30   |
| 1985-86 | Maurice Smith     | 1.1  | 31   |
| 1986-87 | Akin Akin-Otiko   | 0.8  | 22   |
| 1987-88 | Marvin Washington | 2    | 54   |
| 1988-89 | Marvin Washington | 1.1  | 19   |
| 1989-90 | Greg Sutton       | 0.7  | 30   |
| 1990-91 | Anthony Jones     | 0.9  | 31   |
| 1991-92 | Ray Thompson      | 1.9  | 50   |
| 1992-93 | Ray Thompson      | 1.4  | 38   |
| 1993-94 | Fabio Ramos       | 0.5  | 12   |
| 1994-95 | Rocky Walls       | 0.7  | 18   |
| 1995-96 | Kevin Scroggs     | 1.2  | 28   |
| 1996-97 | Rocky Walls       | 1.3  | 36   |
| 1997-98 | Rocky Walls       | 1.9  | 58   |
| 1998-99 | Blake Moses       | 0.8  | 19   |
| 1999-00 | Leon Irving       | 0.9  | 22   |
| 2000-01 | Charlie Ludwig    | 0.8  | 23   |
| 2001-02 | Kendrick Moore    | 3.3  | 103  |
| 2002-03 | Kendrick Moore    | 3.4  | 94   |
| 2003-04 | Matt Gastel       | 0.7  | 16   |
| 2004-05 | Mickey Michalec   | 0.9  | 32   |
|         | Larry Owens       | 0.9  | 32   |
| 2005-06 | Larry Owens       | 1.3  | 43   |
| 2006-07 | Shawn King        | 2.3  | 81   |
| 2007-08 | Shawn King        | 2.1  | 68   |
| 2008-09 | Kevin Ford        | 1.1  | 25   |
| 2009-10 | Kevin Ford        | 1.5  | 48   |
| 2010-11 | Damen Bell-Holter | 1.4  | 50   |
| 2011-12 | Michael Craion    | 0.8  | 26   |
| 2012-13 | Damen Bell-Holter | 1.3  | 47   |
| 2013-14 | Shawn Glover      | 1.6  | 53   |
| 2014-15 | Denell Henderson  | 1.3  | 43   |
| 2015-16 | Albert Owens      | 1.5  | 47   |
| 2016-17 | Albert Owens      | 1.2  | 37   |
| 2017-18 | Albert Owens      | 1.6  | 49   |
| 2018-19 | DeShang Weaver    | 0.8  | 26   |
| 2019-20 | Kevin Obanor      | 0.8  | 25   |
| 2020-21 | Francis Lácis     | 0.9  | 25   |
| 2021-22 | DeShang Weaver    | 1.2  | 38   |
| 2022-23 | Connor Vanover    | 3.2  | 108  |
| 2023-24 | DeShang Weaver    | 1.5  | 41   |

## STEALS LEADERS

| YEAR    | PLAYER               | AVG. | STL. |
|---------|----------------------|------|------|
| 1981-82 | Gary "Cat" Johnson   | 2.2  | 63   |
| 1982-83 | Mark Acres           | 1.5  | 41   |
| 1983-84 | Charles Dorsey       | 1.5  | 47   |
| 1984-85 | Charles Dorsey       | 1.4  | 42   |
| 1985-86 | Akin Akin-Otiko      | 1.7  | 48   |
| 1986-87 | Akin Akin-Otiko      | 2.6  | 72   |
| 1987-88 | Haywoode Workman     | 3.6  | 103  |
| 1988-89 | Haywoode Workman     | 3.3  | 93   |
| 1989-90 | Greg Sutton          | 2.1  | 88   |
| 1990-91 | Greg Sutton          | 2.3  | 81   |
| 1991-92 | Sebastian Neal       | 2.6  | 68   |
| 1992-93 | Ray Thompson         | 1.4  | 38   |
| 1993-94 | Kenny Bohanon        | 1.3  | 36   |
| 1994-95 | Earl McClellan       | 1.7  | 46   |
| 1995-96 | Earl McClellan       | 2.2  | 62   |
| 1996-97 | Earl McClellan       | 2.8  | 77   |
| 1997-98 | Rocky Walls          | 1.7  | 54   |
| 1998-99 | Phillip Owens        | 1.6  | 42   |
| 1999-00 | Eric Perry           | 1.9  | 50   |
| 2000-01 | Luke Spencer-Gardner | 1.4  | 40   |
| 2001-02 | Tyrone Tiggs         | 1.6  | 49   |
| 2002-03 | Tyrone Tiggs         | 1.1  | 30   |
| 2003-04 | Caleb Green          | 1.4  | 38   |
| 2004-05 | Larry Owens          | 1.8  | 58   |
| 2005-06 | Larry Owens          | 1.5  | 49   |
| 2006-07 | Caleb Green          | 1.4  | 47   |



## YEAR-BY-YEAR LEADERS

|         |                   |     |    |
|---------|-------------------|-----|----|
| 2007-08 | Robert Jarvis     | 1.1 | 31 |
| 2008-09 | Kelvin Sango      | 1.7 | 52 |
| 2009-10 | Ken Holdman       | 1.3 | 43 |
| 2010-11 | Ken Holdman       | 1.3 | 45 |
| 2011-12 | Michael Craion    | 1.6 | 56 |
| 2012-13 | Korey Billbury    | 1.2 | 43 |
| 2013-14 | Korey Billbury    | 1.1 | 36 |
| 2014-15 | Obi Emegano       | 1.7 | 57 |
| 2015-16 | Obi Emegano       | 1.1 | 33 |
| 2016-17 | Jalen Bradley     | 1.3 | 39 |
| 2017-18 | Emmanuel Nzekwesi | 1.2 | 38 |
| 2018-19 | Carlos Jurgens    | 0.8 | 24 |
| 2019-20 | R.J. Fuqua        | 1.5 | 36 |
| 2020-21 | Max Abmas         | 1.5 | 41 |
| 2021-22 | Max Abmas         | 0.9 | 29 |
| 2022-23 | Kareem Thompson   | 1.3 | 46 |
| 2023-24 | Kareem Thompson   | 1.5 | 48 |

## 3-POINT PERCENTAGE LEADERS (MIN. 50 FGA)

| YEAR    | PLAYER               | AVG.  | 3FGM-A  |
|---------|----------------------|-------|---------|
| 1986-87 | Akin Akin-Otiko      | 0.368 | 28-96   |
| 1987-88 | Kim Kelley           | 0.393 | 48-122  |
| 1988-89 | Haywoode Workman     | 0.366 | 37-101  |
| 1989-90 | Greg Sutton          | 0.384 | 170-443 |
| 1990-91 | Greg Sutton          | 0.400 | 185-463 |
| 1991-92 | Sebastian Neal       | 0.358 | 68-190  |
| 1992-93 | Jerome Abbage        | 0.372 | 32-86   |
| 1993-94 | Chris McKinney       | 0.361 | 30-83   |
| 1994-95 | Tim Gill             | 0.389 | 68-175  |
| 1995-96 | Tim Gill             | 0.451 | 87-193  |
| 1996-97 | Tim Gill             | 0.430 | 83-193  |
| 1997-98 | Tim Gill             | 0.485 | 95-196  |
| 1998-99 | Reggie Tate          | 0.460 | 29-63   |
| 1999-00 | Eric Perry           | 0.443 | 82-185  |
| 2000-01 | Evan Black           | 0.467 | 28-60   |
| 2001-02 | Luke Spencer-Gardner | 0.413 | 50-121  |
| 2002-03 | Josh Atkinson        | 0.444 | 68-153  |
| 2003-04 | Ken Tutt             | 0.449 | 101-225 |
| 2004-05 | Luke Spencer-Gardner | 0.464 | 39-84   |
| 2005-06 | Chris Riouse         | 0.463 | 57-123  |
| 2006-07 | Moses Ehambe         | 0.431 | 62-144  |
| 2007-08 | Robert Jarvis        | 0.409 | 85-208  |
| 2008-09 | Robert Jarvis        | 0.335 | 84-251  |
| 2009-10 | Warren Niles         | 0.365 | 57-156  |
| 2010-11 | Warren Niles         | 0.367 | 76-207  |
| 2011-12 | Dominique Morrison   | 0.423 | 55-130  |
| 2012-13 | Warren Niles         | 0.395 | 96-243  |
| 2013-14 | Shawn Glover         | 0.481 | 25-52   |
| 2014-15 | Aaron Young          | 0.446 | 29-65   |
| 2015-16 | Aaron Young          | 0.457 | 32-70   |
| 2016-17 | Kris Martin          | 0.406 | 76-180  |
| 2017-18 | Austin Ruder         | 0.366 | 63-172  |
| 2018-19 | DeShang Weaver       | 0.421 | 77-183  |
| 2019-20 | Max Abmas            | 0.388 | 87-238  |
| 2020-21 | Kevin Obonor         | 0.463 | 56-121  |
| 2021-22 | Issac McBride        | 0.448 | 47-105  |
| 2022-23 | DeShang Weaver       | 0.425 | 31-73   |
| 2023-24 | Issac McBride        | 0.396 | 65-164  |

## FIELD GOAL PERCENTAGE LEADERS

| YEAR    | PLAYER          | AVG.  | FGM-A   |
|---------|-----------------|-------|---------|
| 1966-67 | Bobby Hodge     | 0.555 | 171-308 |
| 1967-68 | Bill Hull       | 0.539 | 131-243 |
| 1968-69 | Paul Massey     | 0.568 | 71-125  |
| 1969-70 | Haywood Hill    | 0.525 | 208-396 |
| 1970-71 | Haywood Hill    | 0.508 | 236-465 |
| 1971-72 | Eddie Woods     | 0.555 | 151-272 |
| 1972-73 | Eddie Woods     | 0.556 | 139-250 |
| 1973-74 | Greg McDougald  | 0.479 | 195-407 |
| 1974-75 | Vincent Banks   | 0.477 | 73-153  |
| 1975-76 | Alvin Scott     | 0.578 | 85-147  |
| 1976-77 | Anthony Roberts | 0.544 | 402-739 |
| 1977-78 | Lionel Worrell  | 0.532 | 66-124  |
| 1978-79 | Calvin Garrett  | 0.516 | 245-474 |
| 1979-80 | Robert Griffin  | 0.552 | 190-344 |
| 1980-81 | Gerald Johnson  | 0.532 | 74-139  |
| 1981-82 | Mark Acres      | 0.586 | 109-186 |
| 1982-83 | Mark Acres      | 0.552 | 203-368 |
| 1983-84 | Mark Acres      | 0.552 | 266-482 |
| 1984-85 | Mark Acres      | 0.582 | 221-380 |
| 1985-86 | Brian Miles     | 0.656 | 103-157 |
| 1986-87 | Brian Miles     | 0.546 | 106-194 |
| 1987-88 | Anthony Davis   | 0.469 | 75-160  |

|         |                   |       |         |
|---------|-------------------|-------|---------|
| 1988-89 | Howard Suggs      | 0.518 | 130-251 |
| 1989-90 | Rufus Freeman     | 0.686 | 133-194 |
| 1990-91 | Anthony Jones     | 0.489 | 276-564 |
| 1991-92 | Scott Coleman     | 0.545 | 84-154  |
| 1992-93 | Chris McKinney    | 0.467 | 106-227 |
| 1993-94 | Fred Smith        | 0.508 | 160-315 |
| 1994-95 | Rocky Walls       | 0.500 | 80-160  |
| 1995-96 | Kevin Scruggs     | 0.552 | 91-165  |
| 1996-97 | Clifford Crenshaw | 0.544 | 117-215 |
| 1997-98 | Derrick Taylor    | 0.563 | 160-284 |
| 1998-99 | Leon Irving       | 0.582 | 114-196 |
| 1999-00 | Leon Irving       | 0.511 | 93-182  |
| 2000-01 | Matt Gastel       | 0.555 | 76-137  |
| 2001-02 | Reggie Borges     | 0.570 | 150-263 |
| 2002-03 | Reggie Borges     | 0.504 | 175-347 |
| 2003-04 | Caleb Green       | 0.590 | 177-300 |
| 2004-05 | Caleb Green       | 0.552 | 213-386 |
| 2005-06 | Larry Owens       | 0.540 | 156-289 |
| 2006-07 | Shawn King        | 0.644 | 105-163 |
| 2007-08 | Shawn King        | 0.562 | 127-226 |
| 2008-09 | Marcus Lewis      | 0.594 | 165-278 |
| 2009-10 | Kevin Ford        | 0.561 | 152-271 |
| 2010-11 | Steven Roundtree  | 0.56  | 149-284 |
| 2011-12 | Michael Craion    | 0.583 | 144-247 |
| 2012-13 | Damen Bell-Holter | 0.512 | 190-371 |
| 2013-14 | Jorden Kaufman    | 0.53  | 61-115  |
| 2014-15 | Brandon Conley    | 0.558 | 63-113  |
| 2015-16 | DaQuan Jeffries   | 0.574 | 74-129  |
| 2016-17 | Aaron Anderson    | 0.493 | 69-140  |
| 2017-18 | Chris Miller      | 0.613 | 84-137  |
| 2018-19 | Kevin Obonor      | 0.583 | 133-228 |
| 2019-20 | Emmanuel Nzekwesi | 0.555 | 162-292 |
| 2020-21 | Kevin Obonor      | 0.503 | 178-354 |
| 2021-22 | Kareem Thompson   | 0.465 | 94-202  |
| 2022-23 | DeShang Weaver    | 0.567 | 89-157  |
| 2023-24 | Sir Issac Herron  | 0.577 | 71-123  |

## FREE THROW PERCENTAGE LEADERS

| YEAR    | PLAYER               | AVG.  | FTM-A   |
|---------|----------------------|-------|---------|
| 1966-67 | Bobby Hodge          | 0.792 | 76-96   |
| 1967-68 | Bobby Hodge          | 0.912 | 93-102  |
| 1968-69 | Bill Hull            | 0.857 | 78-91   |
| 1969-70 | Ingram Montgomery    | 0.822 | 97-118  |
| 1970-71 | Sam McCamey          | 0.800 | 68-85   |
| 1971-72 | Eldon Lawyer         | 0.809 | 55-68   |
| 1972-73 | Greg McDougald       | 0.736 | 39-53   |
| 1973-74 | Al Boswell           | 0.831 | 74-89   |
| 1974-75 | Duane Fox            | 0.804 | 45-56   |
| 1975-76 | Anthony Roberts      | 0.776 | 76-98   |
| 1976-77 | Anthony Roberts      | 0.799 | 147-184 |
| 1977-78 | Elvis Rolle          | 0.694 | 43-62   |
| 1978-79 | Calvin Garrett       | 0.793 | 77-98   |
| 1979-80 | Calvin Garrett       | 0.828 | 111-134 |
| 1980-81 | Steve Bontrager      | 0.901 | 73-81   |
| 1981-82 | Reggie Clement       | 0.757 | 56-74   |
| 1982-83 | Reggie Clement       | 0.758 | 91-120  |
| 1983-84 | Sam Potter           | 0.872 | 82-94   |
| 1984-85 | Charles Dorsey       | 0.830 | 88-106  |
| 1985-86 | Mark Wilson          | 0.782 | 43-55   |
| 1986-87 | Haywoode Workman     | 0.796 | 121-152 |
| 1987-88 | Kim Kelley           | 0.776 | 52-67   |
| 1988-89 | Haywoode Workman     | 0.815 | 110-135 |
| 1989-90 | Vincent Knowles      | 0.844 | 81-96   |
| 1990-91 | Greg Sutton          | 0.818 | 229-280 |
| 1991-92 | Scott Coleman        | 0.800 | 44-55   |
| 1992-93 | Kenny Bohanon        | 0.851 | 63-74   |
| 1993-94 | Chris McKinney       | 0.841 | 69-82   |
| 1994-95 | Earl McClellan       | 0.820 | 41-50   |
| 1995-96 | Tim Gill             | 0.853 | 64-75   |
| 1996-97 | Tim Gill             | 0.859 | 85-99   |
| 1997-98 | Eric Perry           | 0.821 | 46-56   |
| 1998-99 | Eric Perry           | 0.901 | 50-55   |
| 1999-00 | Nathan Binam         | 0.864 | 57-66   |
| 2000-01 | Evan Black           | 0.820 | 50-61   |
| 2001-02 | Ralph Charles        | 0.811 | 60-74   |
| 2002-03 | Luke Spencer-Gardner | 0.852 | 115-135 |
| 2003-04 | Ken Tutt             | 0.844 | 92-109  |
| 2004-05 | Ken Tutt             | 0.870 | 87-100  |
| 2005-06 | Ken Tutt             | 0.831 | 54-65   |
| 2006-07 | Caleb Green          | 0.760 | 278-366 |
| 2007-08 | Robert Jarvis        | 0.852 | 104-122 |
| 2008-09 | Dominique Morrison   | 0.814 | 70-86   |
| 2009-10 | Dominique Morrison   | 0.833 | 135-162 |

|         |                    |       |         |
|---------|--------------------|-------|---------|
| 2010-11 | Warren Niles       | 0.814 | 92-113  |
| 2011-12 | Dominique Morrison | 0.825 | 189-229 |
| 2012-13 | D.J. Jackson       | 0.852 | 46-54   |
| 2013-14 | Shawn Glover       | 0.830 | 132-159 |
| 2014-15 | Obi Emegano        | 0.788 | 205-260 |
| 2015-16 | Obi Emegano        | 0.853 | 198-232 |
| 2016-17 | Jalen Bradley      | 0.844 | 76-90   |
| 2017-18 | Sam Kearns         | 0.827 | 43-52   |
| 2018-19 | Kevin Obonor       | 0.827 | 110-133 |
| 2019-20 | Max Abmas          | 0.818 | 45-55   |
| 2020-21 | RJ Gasper          | 0.929 | 39-42   |
| 2021-22 | Max Abmas          | 0.850 | 119-140 |
| 2022-23 | Max Abmas          | 0.919 | 158-172 |
| 2023-24 | Issac McBride      | 0.890 | 138-155 |

## ALL-TIME LEADERS

### INDIVIDUAL SINGLE-SEASON SCORING

| RANK | PLAYER             | YEAR    | PTS.  |
|------|--------------------|---------|-------|
| 1.   | Richard Fuqua      | 1971-72 | 1,006 |
| 2.   | Anthony Roberts    | 1976-77 | 951   |
| 3.   | Max Abmas          | 2022-23 | 743   |
| 4.   | Shawn Glover       | 2013-14 | 703   |
| 5.   | Caleb Green        | 2006-07 | 698   |
| 6.   | Sam McCants        | 1973-74 | 697   |
| 7.   | Ray Thompson       | 1991-92 | 688   |
| 8.   | Caleb Green        | 2005-06 | 686   |
|      | Max Abmas          | 2020-21 | 686   |
| 10.  | Max Abmas          | 2021-22 | 685   |
| 11.  | Dominique Morrison | 2011-12 | 674   |
| 12.  | Obi Emegano        | 2015-16 | 669   |
| 13.  | Warren Niles       | 2012-13 | 662   |
| 14.  | Mark Acres         | 1983-84 | 646   |
| 15.  | Caleb Green        | 2004-05 | 639   |
| 16.  | Ray Thompson       | 1992-93 | 638   |
| 17.  | Anthony Roberts    | 1975-76 | 630   |
| 18.  | Anthony Roberts    | 1974-75 | 626   |
| 19.  | Calvin Garrett     | 1979-80 | 623   |
| 20.  | Obi Emegano        | 2014-15 | 622   |
| 21.  | Greg Sutton        | 1988-89 | 614   |
| 22.  | Issac McBride      | 2023-24 | 613   |
| 23.  | Richard Fuqua      | 1972-73 | 611   |
| 24.  | Dominique Morrison | 2010-11 | 603   |
| 25.  | Sebastian Neal     | 1991-92 | 582   |
| 26.  | Ken Tutt           | 2003-04 | 579   |
| 27.  | Calvin Garrett     | 1978-79 | 567   |
| 28.  | Ken Tutt           | 2004-05 | 563   |
| 29.  | Caleb Green        | 2005-06 | 562   |
|      | Haywoode Workman   | 1987-88 | 562   |
| 31.  | Richard Fuqua      | 1969-70 | 561   |
| 32.  | Sam Potter         | 1983-84 | 560   |
|      | Tim Gill           | 1997-98 | 560   |
| 34.  | Haywoode Workman   | 1988-89 | 557   |
|      | Ken Tutt           | 2006-07 | 551   |
| 36.  | Mark Acres         | 1984-85 | 544   |
|      | Damen Bell-Holter  | 2012-13 | 544   |
| 38.  | Al Boswell         | 1973-74 | 534   |
| 39.  | Robert Jarvis      | 2008-09 | 533   |
| 40.  | Mark Acres         | 1982-83 | 526   |
| 41.  | Kevin Obonor       | 2020-21 | 524   |
| 42.  | David Vaughn       | 1972-73 | 519   |
| 43.  | Dominique Morrison | 2009-10 | 506   |
| 44.  | Reggie Borges      | 2002-03 | 504   |
| 45.  | Tim Gill           | 1996-97 | 502   |
|      | Warren Niles       | 2010-11 | 502   |

### --NON-DIVISION I 500-POINT CHAMPIONS--

|    |                   |         |       |
|----|-------------------|---------|-------|
| ** | Greg Sutton       | 1989-90 | 1,256 |
| ** | Greg Sutton       | 1990-91 | 1,200 |
| *  | Richard Fuqua     | 1970-71 | 826   |
| ** | Clarence Thompson | 1989-90 | 749   |
| ** | Anthony Jones     | 1990-91 | 684   |
| *  | Haywood Hill      | 1970-71 | 570   |
| *  | Richard Fuqua     | 1969-70 | 561   |
| *  | Bill Hull         | 1968-69 | 508   |
| *  | Haywood Hill      | 1969-70 | 501   |



### TEAM SCORING RECORDS

#### MOST POINTS SCORED

Game: 155 vs. Union (Tenn.) (2/24/72)  
 Game vs. NCAA D-I Opponent:  
 126 vs. Stetson (2/17/79)

Half: 84 vs. Union (Tenn.) (2/24/72)  
 Half vs. NCAA D-I Opponent:  
 70 (first half) vs. UT-Arlington (12/17/01)

Season: 4,270\* (1989-90); 2,943 (1971-72)  
 Season Scoring Avg: 105.1 (1971-72)

#### FEWEST POINTS SCORED

Game: 40 vs. Illinois State (12/11/82)  
 Half: 14 vs. Tulsa (12/19/85)  
 Season: 1,873 (1986-87)

### INDIVIDUAL SCORING RECORDS

#### MOST POINTS SCORED

Game: 68\*, Greg Sutton vs. Oklahoma City (12/5/90)  
 66, Anthony Roberts vs. North Carolina A&T (2/19/77)

Half: 42, Anthony Roberts vs. N.C. A&T (2/19/77)

Season: 1,256\*, Greg Sutton (1989-90)  
 1,006, Richard Fuqua (1971-72)


#### HIGHEST SCORING AVERAGE

Season: 35.9, Richard Fuqua (1971-72)

Career: 29.5\*, Greg Sutton (1988-91)  
 27.1, Richard Fuqua (1969-73)

#### 40-POINT GAMES

| RK | NAME             | YEARS   | NO.  |
|----|------------------|---------|------|
| 1. | Richard Fuqua    | 1969-73 | 16*  |
| 2. | Greg Sutton      | 1988-91 | 13** |
| 3. | Anthony Roberts  | 1973-77 | 10   |
| 4. | Ray Thompson     | 1991-93 | 2    |
|    | Max Abmas        | 2019-23 | 2    |
| 5. | Haywoode Workman | 1986-89 | 1    |
|    | Anthony Jones    | 1990-91 | 1**  |
|    | Reggie Borges    | 2001-03 | 1    |
|    | Moses Ehambe     | 2004-08 | 1    |



Richard Fuqua scored 40 or more points 16 times

### TEAM FIELD GOAL RECORDS

#### FIELD GOALS MADE

Game: 70 vs. Union (Tenn.) (2/24/72)  
 Season: 1,548\* (1989-90); 1,222 (1971-72)

#### FIELD GOALS ATTEMPTED

Game: 126 vs. Union (Tenn.) (2/24/72)  
 Season: 3,343\* (1989-90); 2,705 (1971-72)



Shawn King shot nearly 60 percent for his career

#### HIGHEST FIELD GOAL PERCENTAGE

Game: .693 (45-65) vs. Butler (1/20/84)  
 Season: .525 (1979-80)

#### LOWEST FIELD GOAL PERCENTAGE

Game: .209 (9-43) at Oregon State (11/21/14)  
 Season: .402 (860-2140), 1987-88

#### BEST FIELD GOAL PERCENTAGE DEFENSE

Season: .390 (613-1572), 1996-97

### INDIVIDUAL FIELD GOAL RECORDS

#### FIELD GOALS MADE

Game: 25 (4x), last by Anthony Roberts  
 vs. Oregon (NIT) (3/9/77)

Season: 423, Richard Fuqua (1971-72)  
 Career: 1,273, Richard Fuqua (1969-73)

#### FIELD GOALS ATTEMPTED

Game: 49, Richard Fuqua vs. Illinois State (2/14/73)

Season: 976, Greg Sutton (1989-90)\*  
 Div. I Season: 941, Richard Fuqua (1971-72)  
 Career: 2,838, Richard Fuqua (1969-73)\*\*  
 2,007, Anthony Roberts (1973-77)

#### HIGHEST FIELD GOAL PERCENTAGE

Game (min. 10 att.):  
 1.000, Charles Dorsej (11-11) at Butler (2/20/84)  
 Game (min. 5 att.):  
 1.000, 21 times; Last by Sir Issac Herron vs. Denver (2/3/24)  
 Season (min. 100 att):  
 .686 (133-194), Rufus Freeman (1989-90)\*  
 Div. I Season (min. 100 att):  
 .656 (103-157), Brian Miles (1985-86)  
 Career (min. 200 FGM):  
 .596 (232-389), Shawn King (2006-08)

### TEAM 3-POINT RECORDS

#### 3-PT FIELD GOALS MADE

Game: 21 vs. Southwestern Christian (11/12/21)  
 Season: 440\* (1989-90); 323 (2020-21)

#### 3-PT FIELD GOALS ATTEMPTED

Game: 53\* vs. LeMoyne-Owen (1/8/91)  
 Game, Division I: 41, twice, last vs. South Dakota State (2/14/21)  
 Season: 1,205\* (1989-90); 850 (2020-21)

#### HIGHEST 3-PT FIELD GOAL PERCENTAGE

Game (min. 10 att.): .818 (9-11) at Southeast Louisiana (1/3/13)  
 Season: .402 (268-667), 1997-98

### LOWEST 3-PT FIELD GOAL PERCENTAGE

Season: .301 (50-166), 1986-87

### BEST 3-PT FG PERCENTAGE DEFENSE

Season: .294 (139-472), 2001-02

### INDIVIDUAL 3-POINT RECORDS

#### 3-PT FIELD GOALS MADE

Game: 11\*, Greg Sutton vs. Okla. City (12/5/90)  
 Game, Div. I:

10 (17 att.), Chris Riouse at Oakland (2/9/06)  
 Half, Div. I:

8, Ken Tutt at Chattanooga (12/16/06)  
 Season: 185\*, Greg Sutton (1990-91)  
 Season, Div. I: 101, Ken Tutt (2003-04)  
 Career: 438\*, Greg Sutton (1988-91)  
 Career, Div. I: 333, Tim Gill (1994-98)

#### 3-PT FIELD GOALS ATTEMPTED

Game:  
 26\*, Greg Sutton vs. Okla. Christian (12/9/89)  
 Game, Div. I:

18, Greg Sutton vs. Colorado State (2/11/89)  
 Season: 463\*, Greg Sutton (1990-91)

Season, Div. I: 251, Robert Jarvis (2008-09)  
 Career: 1,157\*, Greg Sutton (1988-91)  
 Career, Div. I: 780, Warren Niles (2009-13)

#### HIGHEST 3-PT FIELD GOAL PERCENTAGE

Game (min. 6 att.):  
 1.00 (6-6) Luke Spencer-Gardner at Utah Valley (12/11/04)  
 1.00 (6-6) Mikey Manghum vs. South Dakota (1/26/12)  
 Season (min. 50 att.):  
 .485 (95-196), Tim Gill (1997-98)  
 Career (min. 100 att.):  
 .472 (76-161), Chris Riouse (2004-06)



Chris Riouse shot 47 percent from 3-point range

### TEAM ASSIST RECORDS

#### MOST ASSISTS

Game: 37 vs. Stetson (2/17/79)  
 Season: 659\* (1989-90); 574 (2004-05)

#### FEWEST ASSISTS ALLOWED

Season: 292 (1996-97)

### INDIVIDUAL ASSIST RECORDS

#### MOST ASSISTS

Game: 16, Jonathan Bluiitt vs. Oakland, 1/20/05  
 Season: 249, Greg Sutton (1989-90)\*  
 Season, Div. I: 208, Sam McCants (1973-74)  
 Career: 534, Luke Spencer-Gardner (2000-05)

#### HIGHEST ASSIST AVERAGE

Season: 7.1, Sam McCants (1973-74)  
 Career: 6.1, Arnold Dugger (1974-77)

### TEAM REBOUNDING RECORDS

#### MOST REBOUNDS

Game: 92 vs. Brandeis (1-8-73)  
 Season: 2,175\* (1989-90); 1,779 (1972-73)

#### HIGHEST REBOUND AVERAGE

Season: 65.9 (1972-73)

#### HIGHEST REBOUND MARGIN

Season: +15.3 (1972-73)

### INDIVIDUAL REBOUNDING RECORDS

#### MOST REBOUNDS

Game: 34, David Vaughn vs. Brandeis (1-8-73)  
 Season: 427, Howard Suggs (1989-90)\*  
 Season, Div. I: 407, Eddie Woods (1971-72)  
 Career: 1,365, Eddie Woods (1970-74)\*\*  
 Career, Div. I: 1,051, Mark Acres (1981-85)

#### HIGHEST REBOUNDING AVERAGE

Season: 14.5, Eddie Woods (1971-72)  
 Career: 12.8, Eddie Woods (1970-74)\*\*  
 Career, Div. I: 10.6, Antonio Martin (1977-80)

### TEAM BLOCK RECORDS

#### MOST BLOCKED SHOTS

Game: 13 vs. West Texas State (1-24-77);  
 vs. Quincy (11-29-76)  
 Season: 199 (1976-77)

### INDIVIDUAL BLOCK RECORDS

#### MOST BLOCKED SHOTS

Game:  
 9, Kendrick Moore at Stephen F. Austin (12-14-02)  
 9, Kendrick Moore vs. IUPUI (3-4-02)  
 9, Antonio Martin vs. Okla. City (1-28-78)  
 9, Alvin Scott vs. West Texas State (1-24-77)  
 Season: 103, Kendrick Moore (2001-02)  
 Career: 197, Kendrick Moore (2001-03)

### HIGHEST BLOCKED SHOT AVERAGE

Season: 3.35, Kendrick Moore (2002-03)  
 Career (min. 60 blocks):  
 3.34, Kendrick Moore (2001-03)

### TEAM FREE THROW RECORDS

#### FREE THROWS MADE

Game: 38 (50 att.) vs. Centenary (2/2/08),  
 38 (53 att.) vs. Lincoln (1-7-71)\*\*  
 Game, Div. I: 38 (50 att.) vs. Centenary (2/2/08)  
 Season: 734\* (1989-90); 588 (2006-07)

#### FREE THROWS ATTEMPTED

Game: 53 vs. Lincoln (1-7-71)\*\*  
 Game, Div. I: 50 (38 made) vs. Centenary (2/2/08)  
 Season: 1,026\* (1989-90); 827 (2006-07)

#### HIGHEST FREE THROW PCT. (MIN. 10 ATT.)

Game: 1.00, seven times; (21-21) vs. Chicago State (1/24/98),  
 (15-15) vs. USC (1/12/75), (14-14) vs. South Dakota State  
 (3/8/21), (12-12) at Arizona (12/18/12), (12-12) at Oklahoma  
 (12/16/20), (10-10) at Chicago State (1/8/00), (16-16) at South  
 Dakota (1/25/20), (12-12) vs. Oklahoma Baptist (11/19/22), (12-  
 12) (N) North Dakota (3/4/23)  
 Season: .821 (407-496) (2020-21)

### INDIVIDUAL FREE THROW RECORDS

#### FREE THROWS MADE


Game:  
 22, Greg Sutton vs. Southern Nazarene (12-8-89)\*  
 Game, Div. I: 17, Anthony Roberts vs. Oregon State (12-30-  
 76); Caleb Green vs. Valparaiso (1/9/06) & vs. Chicago State  
 (2/4/06)  
 Season: 278, Caleb Green (2006-07)  
 Career: 852, Caleb Green (2003-07)

#### FREE THROWS ATTEMPTED

Game:  
 23, Greg Sutton vs. Southern Nazarene (12/8/89)\*  
 Game, Div. I:  
 22, Caleb Green vs. Seton Hall (12/28/06)  
 Season: 366, Caleb Green (2006-07)  
 Career: 1,134, Caleb Green (2003-07)

#### HIGHEST FREE THROW PERCENTAGE

Game (min. 10 att): 1.00, 15 times; last by Issac McBride (11-11)  
 vs. South Dakota State (1/27/24)  
 Season (min. 50 att):  
 .919 (158-172), Max Abmas (2022-23)  
 Div. I Season (min. 50 att):  
 .919 (158-172), Max Abmas (2022-23)



Haywoode Workman holds every steals record at ORU

### TEAM STEAL RECORDS

#### MOST STEALS

Game: 23 vs. Baptist Christian (12-17-94)  
 Season: 346 (1990-91)\*; 284 (1987-88)

### INDIVIDUAL STEAL RECORDS

#### MOST STEALS

Game:  
 9, Haywoode Workman vs. South Carolina (1/28/89),  
 9, Haywoode Workman vs. Oklahoma (12/29/87),  
 9, R.J. Fuqua vs. Avila (11/10/17)  
 Season: 103, Haywoode Workman (1987-88)  
 Career: 250, Haywoode Workman (1986-89)

#### HIGHEST STEAL AVERAGE

Season: 3.6, Haywoode Workman (1987-88)  
 Career (min. 145 steals):  
 2.9, Haywoode Workman (1986-89)

### 2,000-POINT; 1,000 REBOUND CLUB

| NAME        | SEASONS | POINTS | REBOUNDS |
|-------------|---------|--------|----------|
| Caleb Green | 2003-07 | 2,503  | 1,189    |
| Mark Acres  | 1981-85 | 2,038  | 1,051    |

### SEASON 50 3-POINT; 150-ASSIST CLUB

| NAME                 | SEASON  | 3FGS | ASSISTS |
|----------------------|---------|------|---------|
| Tim Gil              | 1997-98 | 95   | 139     |
| Eric Perry           | 1999-00 | 82   | 140     |
| Luke Spencer-Gardner | 2001-02 | 50   | 156     |
| Eric Perry           | 1997-98 | 57   | 131     |

### SEASON 20-POINT; 10-REBOUND AVG. CLUB

| NAME            | SEASON  | POINTS     | REBOUNDS   |
|-----------------|---------|------------|------------|
| Haywood Hill    | 1970-71 | 21.9 (570) | 10.5 (273) |
| Anthony Roberts | 1975-76 | 24.2 (630) | 10.0 (261) |
| Mark Acres      | 1983-84 | 20.8 (646) | 10.5 (324) |

### SEASON 400-PT., 100-REB., 100-ASST. CLUB

| NAME             | SEASON  | PTS | REBS | ASSTS |
|------------------|---------|-----|------|-------|
| Haywoode Workman | 1988-89 | 557 | 161  | 110   |
| Tyrone Tiggs     | 2001-02 | 405 | 173  | 133   |
| Markius Barnes   | 2001-02 | 416 | 109  | 104   |
| Larry Owens      | 2005-06 | 412 | 261  | 104   |
| Max Abmas        | 2021-22 | 685 | 103  | 110   |
| Max Abmas        | 2022-23 | 753 | 148  | 136   |

### CAREER 1,000-POINT; 500 REBOUND CLUB

| NAME               | SEASONS | PTS   | REBS  |
|--------------------|---------|-------|-------|
| Carl Hardaway      | 1966-70 | 1,408 | 750   |
| Haywood Hill       | 1969-71 | 1,071 | 546   |
| Richard Fuqua      | 1969-73 | 3,004 | 523   |
| Eddie Woods        | 1970-74 | 1,340 | 1365  |
| Anthony Roberts    | 1973-77 | 2,341 | 800   |
| Antonio Martin     | 1977-80 | 1,039 | 857   |
| Jeff Acres         | 1980-85 | 1,476 | 797   |
| Sebastian Neal     | 1990-92 | 1,031 | 525   |
| Derrick Taylor     | 1996-00 | 1,127 | 554   |
| Rocky Walls        | 1997-98 | 1,188 | 946   |
| Caleb Green        | 2003-07 | 2,503 | 1,189 |
| Dominique Morrison | 2008-12 | 2,080 | 570   |
| Damen Bell-Holter  | 2009-13 | 1,389 | 878   |
| Warren Niles       | 2009-13 | 1,984 | 507   |
| Korey Billbury     | 2012-15 | 1,121 | 567   |
| Albert Owens       | 2014-18 | 1,318 | 534   |
| Emmanuel Nzekwesi  | 2016-20 | 1,492 | 889   |
| Kevin Obonor       | 2018-21 | 1,306 | 684   |
| Kareem Thompson    | 2020-24 | 1,168 | 693   |



## GAMES PLAYED

### SEASON

| RK | NAME              | YEARS   | NO. |
|----|-------------------|---------|-----|
| 1. | Rufus Freeman     | 1989-90 | 42  |
|    | Ron Jones         | 1989-90 | 42  |
|    | John King         | 1989-90 | 42  |
|    | Howard Suggs      | 1989-90 | 42  |
|    | Clarence Thompson | 1989-90 | 42  |

### CAREER

| RK  | NAME               | YEARS   | NO. |
|-----|--------------------|---------|-----|
| 1.  | DeShang Weaver     | 2018-24 | 148 |
| 2.  | Warren Niles       | 2009-13 | 136 |
| 3.  | Damen Bell-Holter  | 2009-13 | 132 |
| 4.  | Dominique Morrison | 2008-12 | 129 |
| 5.  | Caleb Green        | 2003-07 | 128 |
|     | Yemi Ogunoye       | 2002-08 | 128 |
| 7.  | Brandon Conley     | 2012-16 | 127 |
| 8.  | Kareem Thompson    | 2020-24 | 126 |
| 9.  | Max Abmas          | 2019-23 | 123 |
| 10. | Jeff Acres         | 1980-85 | 122 |

## ORU TEAM MISCELLANEOUS

### SEASON

|                           |                                |
|---------------------------|--------------------------------|
| <b>GAMES</b>              | 42 (1989-90)                   |
| <b>GAMES (DIVISION I)</b> | 35 (2010-11, 2012-13, 2022-23) |
| <b>WINS</b>               | 36 (1989-90)                   |
| <b>WINS (DIVISION I)</b>  | 30 (2022-23)                   |
| <b>MOST TURNOVERS</b>     | 547 (1997-98)                  |
| <b>FEWEST TURNOVERS</b>   | 298 (2023-24)                  |
| <b>MOST FOULS</b>         | 712 (2010-11)                  |
| <b>FEWEST FOULS</b>       | 452 (1975-76)                  |

### SINGLE-GAME

|                              |                               |
|------------------------------|-------------------------------|
| <b>FEWEST FG'S MADE</b>      | 9 at Oregon State (11/21/14)  |
| <b>FEWEST FG'S ATTEMPTED</b> | 30 vs. Oklahoma City (2/5/83) |

### LOWEST FG PCT.

.209 (9-43) at Oregon State (11/21/14)

|                            |                              |
|----------------------------|------------------------------|
| <b>MOST PERSONAL FOULS</b> | 37 vs. Texas (12/8/87)       |
| <b>MOST TURNOVERS</b>      | 33 vs. Marshall (1/3/73)     |
| <b>FEWEST TURNOVERS</b>    | 3 vs. South Dakota (2/15/20) |

### LARGEST VICTORY MARGINS

| NO. | BY | SCORE  | OPPONENT                   | DATE          |
|-----|----|--------|----------------------------|---------------|
| 1.  | 87 | 117-30 | Baptist Christian (H)      | Feb. 24, 1990 |
| 2.  | 75 | 124-49 | Jarvis Christian (H)*      | Nov. 15, 1997 |
| 3.  | 66 | 134-68 | Kansas Wes. (H)            | Dec. 16, 1989 |
|     | 66 | 109-43 | Lindenwood (H)             | Feb. 13, 1995 |
| 5.  | 65 | 118-53 | Okla. Wesleyan (H)         | Nov. 28, 2003 |
| 6.  | 59 | 110-51 | Ozark Christian (H)        | Dec. 9, 2023  |
| 7.  | 54 | 128-74 | Univ. of the South (H)     | Feb. 15, 1971 |
| 8.  | 53 | 115-62 | Texas-Arlington (H)**      | Dec. 17, 2001 |
|     | 53 | 111-58 | Southwestern Christian (H) | Dec. 12, 2020 |
| 10. | 52 | 107-55 | Baptist Christian (H)      | Dec. 17, 1994 |
|     | 52 | 94-42  | Haskell (H)                | Dec. 28, 2014 |

\*largest D-I victory margin; \*\*largest win over D-I opponent

### WINNING STREAKS

|                              |     |                  |
|------------------------------|-----|------------------|
| <b>CONSECUTIVE WINS</b>      | 22  | 12/20/71-3/18/72 |
| <b>CONSECUTIVE HOME WINS</b> | 52  | 2/17/69-1/29/73  |
| <b>CONSECUTIVE ROAD WINS</b> | 10  | 11/25/89-2/17/90 |
| <b>BEST SEASON START</b>     | 8-0 | 2004-05          |

### RECORD BY DECADE

| DECADE  | RECORD  | PCT. |
|---------|---------|------|
| 1965-69 | 92-39   | .702 |
| 1970-79 | 200-74  | .730 |
| 1980-89 | 152-149 | .505 |
| 1990-99 | 148-140 | .514 |
| 2000-09 | 191-122 | .610 |
| 2010-19 | 166-162 | .506 |
| 2020-24 | 60-35   | .632 |

## OPPONENT RECORDS

### INDIVIDUAL GAME

|                                     |               |  |
|-------------------------------------|---------------|--|
| <b>POINTS</b>                       |               |  |
| 54, Michael Watson (UMKC)           | Feb. 22, 2003 |  |
| <b>FG MADE</b>                      |               |  |
| 20, Bernard Tomlin (Hofstra)        | Dec. 10, 1974 |  |
| <b>FG ATTEMPTED</b>                 |               |  |
| 39, Floyd Wilson (Langston)         | Nov. 16, 1989 |  |
| 39, Kevin Porter (St. Francis, Pa.) | Jan. 5, 1972  |  |
| <b>3PT. FG MADE</b>                 |               |  |
| 11, Gray Townsend (Ark. Tech)       | Nov. 27, 1989 |  |
| 10, Michael Watson (UMKC)           | Feb. 22, 2003 |  |
| <b>3PT. FG ATTEMPTED</b>            |               |  |
| 22, Floyd Wilson (Langston)         | Nov. 16, 1989 |  |
| 22, Michael Watson (UMKC)           | Feb. 22, 2003 |  |

### FT MADE

|                          |               |
|--------------------------|---------------|
| 22, Lou Silver (Harvard) | Dec. 27, 1974 |
|--------------------------|---------------|

### FT ATTEMPTED

|                          |               |
|--------------------------|---------------|
| 25, Lou Silver (Harvard) | Dec. 27, 1974 |
|--------------------------|---------------|

### REBOUNDS

|                        |               |
|------------------------|---------------|
| 27, Steve Wade (Lamar) | Jan. 25, 1972 |
|------------------------|---------------|

### ASSISTS

|                            |               |
|----------------------------|---------------|
| 19, Neal Haggerty (Baylor) | Feb. 27, 1993 |
|----------------------------|---------------|

### STEALS

|   |               |
|---|---------------|
| 8, 4x (Last by Mookie Blaylock, Oklahoma) | Dec. 10, 1988 |
|---|---------------|

### BLOCKED SHOTS

|                                      |               |
|--------------------------------------|---------------|
| 10, Lorenzo Coleman (Tennessee Tech) | Dec. 21, 1994 |
|--------------------------------------|---------------|

### TEAM GAME

|   |               |
|---|---------------|
| <b>POINTS</b>                             |               |
| <b>GAME-</b> 152 by Oklahoma              | Dec. 10, 1988 |
| <b>HALF-</b> 87 (2nd) by Oklahoma         | Dec. 10, 1988 |
| <b>FEWEST POINTS</b>                      |               |
| <b>GAME-</b> 30 by Baptist Christian      | Feb. 24, 1990 |
| <b>HALF-</b> 5 (1st) by Baptist Christian | Feb. 24, 1990 |

### FG MADE

|                 |               |
|-----------------|---------------|
| 56, by Oklahoma | Dec. 29, 1987 |
|-----------------|---------------|

### FEWEST FG MADE

|                          |               |
|--------------------------|---------------|
| 11, by Baptist Christian | Feb. 24, 1990 |
|--------------------------|---------------|

### FG ATTEMPTED

|                  |               |
|------------------|---------------|
| 116, by Oklahoma | Dec. 29, 1987 |
|------------------|---------------|

### FEWEST FG ATTEMPTED

|                      |              |
|----------------------|--------------|
| 30, by Oklahoma City | Feb. 5, 1983 |
|----------------------|--------------|

### FG PERCENTAGE

|                                    |              |
|------------------------------------|--------------|
| .702 (33-for-47) by Arkansas State | Jan. 9, 1988 |
|------------------------------------|--------------|

### LOWEST FG PERCENTAGE

|                                       |               |
|---------------------------------------|---------------|
| .172 (11-for-64) by Baptist Christian | Feb. 24, 1990 |
|---------------------------------------|---------------|

### 3PT SHOTS MADE

|                   |               |
|-------------------|---------------|
| 19, by Utah State | Nov. 22, 2022 |
|-------------------|---------------|

### 3PT ATTEMPTED

|                   |               |
|-------------------|---------------|
| 39, by Utah State | Nov. 22, 2022 |
|-------------------|---------------|

### FT MADE

|                       |               |
|-----------------------|---------------|
| 39, by Colorado State | Dec. 17, 1988 |
|-----------------------|---------------|

### FT ATTEMPTED

|              |              |
|--------------|--------------|
| 50, by Texas | Dec. 8, 1987 |
|--------------|--------------|

### REBOUNDS

|                      |               |
|----------------------|---------------|
| 73, by LeMayne-Owens | Nov. 18, 1989 |
|----------------------|---------------|

### ASSISTS

|                 |               |
|-----------------|---------------|
| 39, by Oklahoma | Dec. 10, 1988 |
|-----------------|---------------|

### FOULS

|                |              |
|----------------|--------------|
| 35, by Lincoln | Jan. 7, 1971 |
|----------------|--------------|

### STEALS

|                           |              |
|---------------------------|--------------|
| 21, by Northwestern State | Feb. 7, 2013 |
|---------------------------|--------------|

### BLOCKED SHOTS

|                |               |
|----------------|---------------|
| 15, by Memphis | Dec. 20, 2014 |
|----------------|---------------|

### TURNOVERS

|                          |               |
|--------------------------|---------------|
| 37, by Baptist Christian | Dec. 17, 1994 |
|--------------------------|---------------|

## RECORD IN SEASON OPENERS

|                | RECORD | PCT. |
|----------------|--------|------|
| <b>OVERALL</b> | 34-23  | .596 |
| <b>HOME</b>    | 27-4   | .870 |
| <b>ROAD</b>    | 6-18   | .250 |
| <b>NEUTRAL</b> | 1-1    | .500 |

## ORU VS. AP TOP 25

**ALL-TIME:** 11-59 (.157)

**HOME:** 6-8 (.429)

**ROAD:** 3-39 (.071)

**NEUTRAL:** 2-10 (.167)

## ALL-TIME LARGEST CROWDS

| RK  | TOTAL  | OPPONENT       | SITE                   | DATE           |
|-----|--------|----------------|------------------------|----------------|
| 1.  | 21,269 | North Carolina | Dean E. Smith Ctr.     | Dec. 13, 2008  |
| 2.  | 19,246 | Arkansas       | Bud Walton Arena       | Nov. 25, 1997  |
| 3.  | 19,028 | Memphis*       | American Airlines Ctr. | Mar. 17, 2006  |
| 4.  | 19,010 | Pittsburgh#    | Pepsi Center           | Mar. 20, 2008  |
| 5.  | 18,921 | Louisville     | Freedom Hall           | Jan. 2, 1993   |
| 6.  | 18,868 | Louisville     | Freedom Hall           | Dec. 16, 2009  |
| 7.  | 18,794 | Arkansas       | Bud Walton Arena       | Jan. 27, 1996  |
| 8.  | 17,452 | BYU            | Marriott Center        | Dec. 23, 1978  |
| 9.  | 16,876 | Duke^          | Amway Center           | March 16, 2023 |
| 10. | 16,848 | Tenn. Tech%    | Assembly Hall          | Dec. 11, 1993  |
| 11. | 16,730 | Wash. State%   | Assembly Hall          | Dec. 10, 1993  |
| 12. | 16,549 | Creighton      | Qwest Center           | Nov. 22, 2008  |
| 13. | 16,489 | Creighton      | CenturyLink Center     | Dec. 17, 2016  |
| 14. | 16,427 | Creighton      | CenturyLink Center     | Dec. 3, 2019   |
| 15. | 16,410 | Memphis        | FedEx Forum            | Dec. 28, 2012  |
| 16. | 16,300 | Kansas         | Allen Fieldhouse       | Nov. 15, 2006  |
| 17. | 16,152 | Arkansas       | Bud Walton Arena       | Dec. 22, 2006  |
| 18. | 15,884 | Wash. State\$  | Arco Arena             | Mar. 15, 2007  |
| 19. | 15,400 | Kansas         | Allen Fieldhouse       | Jan. 14, 1993  |
| 20. | 15,335 | Arkansas       | Bud Walton Arena       | Dec. 1, 2007   |

\*NCAA Tournament First Round (Dallas, Texas);

# NCAA Tournament First Round (Denver, Colo.);

% Indiana Classic (Bloomington, Ind.);

\$ NCAA Tournament First Round (Sacramento, Calif.).

^ NCAA Tournament First Round (Orlando, Fl.)



## ORU IN THE MABEE CENTER

### YEAR-BY-YEAR RECORD

| YEAR            | WON        | LOST       | PCT.        |
|-----------------|------------|------------|-------------|
| 1972-73         | 15         | 2          | .882        |
| 1973-74         | 18         | 1          | .947        |
| 1974-75         | 14         | 2          | .875        |
| 1975-76         | 15         | 1          | .938        |
| 1976-77         | 14         | 2          | .875        |
| 1977-78         | 8          | 6          | .571        |
| 1978-79         | 13         | 2          | .867        |
| 1979-80         | 12         | 1          | .923        |
| 1980-81         | 10         | 6          | .625        |
| 1981-82         | 12         | 5          | .706        |
| 1982-83         | 10         | 5          | .667        |
| 1983-84         | 11         | 3          | .786        |
| 1984-85         | 11         | 6          | .647        |
| 1985-86         | 7          | 10         | .412        |
| 1986-87         | 10         | 5          | .667        |
| 1987-88         | 8          | 8          | .500        |
| 1988-89         | 3          | 8          | .273        |
| 1989-90         | 18         | 0          | 1.000       |
| 1990-91         | 16         | 2          | .889        |
| 1991-92         | 7          | 4          | .636        |
| 1992-93         | 5          | 5          | .500        |
| 1993-94         | 5          | 8          | .385        |
| 1994-95         | 9          | 6          | .600        |
| 1995-96         | 11         | 4          | .733        |
| 1996-97         | 14         | 0          | 1.000       |
| 1997-98         | 11         | 1          | .916        |
| 1998-99         | 10         | 2          | .833        |
| 1999-00         | 8          | 4          | .667        |
| 2000-01         | 7          | 7          | .500        |
| 2001-02         | 9          | 4          | .692        |
| 2002-03         | 12         | 1          | .923        |
| 2003-04         | 10         | 3          | .769        |
| 2004-05         | 12         | 1          | .923        |
| 2005-06         | 10         | 2          | .833        |
| 2006-07         | 12         | 2          | .857        |
| 2007-08         | 12         | 1          | .923        |
| 2008-09         | 9          | 2          | .818        |
| 2009-10         | 10         | 3          | .769        |
| 2010-11         | 9          | 3          | .750        |
| 2011-12         | 15         | 1          | .938        |
| 2012-13         | 10         | 4          | .714        |
| 2013-14         | 9          | 4          | .692        |
| 2014-15         | 12         | 2          | .857        |
| 2015-16         | 8          | 4          | .667        |
| 2016-17         | 7          | 6          | .538        |
| 2017-18         | 8          | 5          | .615        |
| 2018-19         | 7          | 6          | .538        |
| 2019-20         | 13         | 1          | .929        |
| 2020-21         | 8          | 3          | .727        |
| 2021-22         | 10         | 5          | .667        |
| 2022-23         | 16         | 0          | 1.000       |
| 2023-24         | 9          | 5          | .643        |
| <b>52 YEARS</b> | <b>539</b> | <b>178</b> | <b>.752</b> |

### MABEE CENTER RECORDS

#### MOST POINTS:

|   |          |
|---|----------|
| 66, Anthony Roberts vs. N.C. A&T                  | 2/19/77  |
| <b>OPP.:</b> 54, Michael Watson, UMKC             | 2/22/03  |
| <b>TEAM:</b> 143 vs. LeMoyne-Owen College         | 1/8/91   |
| <b>HALF:</b> 80 (2nd) vs. LeMoyne-Owen            | 1/8/91   |
| <b>VS. DIV. I OPP.:</b> 70 (1st) vs. UT Arlington | 12/17/01 |
| <b>OT:</b> 17 vs. Harvard                         | 12/27/74 |
| <b>OPP. TEAM:</b> 136 by Texas                    | 12/1/92  |
| <b>HALF:</b> 68 (1st & 2nd) by Texas              | 12/1/92  |
| <b>COMBINED:</b>                                  |          |
| 244, ORU (143) vs. LeMoyne-Owen (101)             | 1/8/91   |

|                              |                        |
|------------------------------|------------------------|
| <b>MOST CONSECUTIVE WINS</b> | 23 (2/25/89-12/1/91)   |
|                              | 23 (1/13/11 - 3/14/12) |

### MOST FIELD GOALS MADE

|   |         |
|---|---------|
| 25, Anthony Roberts vs. Oregon (NIT)      | 3/9/77  |
| 25, Anthony Roberts vs. NC A&T            | 2/19/77 |
| 25, Richard Fuqua vs. Moorhead            | 1/15/72 |
| 25, Richard Fuqua vs. Trinity             | 2/17/73 |
| <b>OPP.:</b> 20, Bernard Tomlin (Hofstra) | 1/10/74 |
| <b>TEAM:</b> 59 vs. Stetson               | 2/17/79 |
| <b>OPP.:</b> 53 by Texas                  | 12/1/92 |
| <b>COMBINED:</b>                          |         |
| 103, ORU (56) vs. Loyola Marymount (47)   | 1/27/73 |

### MOST FIELD-GOAL ATTEMPTS

|  |          |
|--|----------|
| 49, Richard Fuqua vs. Illinois State     | 2/14/73  |
| <b>OPP.:</b> 39, Floyd Wilson (Langston) | 11/16/89 |
| <b>TEAM:</b> 124 vs. Loyola Marymount    | 1/27/73  |
| <b>OPP.:</b> 106 by Texas                | 12/1/92  |
| <b>COMBINED:</b>                         |          |
| 220, ORU 124 vs. Loyola Marymount 96     | 1/27/73  |

### FIELD-GOAL PCT. (MIN. 10 ATT.)

|  |          |
|--|----------|
| .923, Jeff Acres (12-13) vs. Okla. Baptist | 11/24/84 |
| .923, Blake Moses (12-13) vs. S.F. Austin  | 11/30/96 |
| <b>TEAM:</b> .693 (45-65) vs. Butler       | 1/20/84  |

### MOST 3-POINTERS MADE

|   |          |
|---|----------|
| 9, Greg Sutton vs. SE Missouri State        | 12/15/90 |
| 9, Greg Sutton vs. LeMoyne-Owen             | 1/8/91   |
| 9, Eric Perry vs. Chicago State             | 2/3/00   |
| 9, Markius Barnes vs. UMKC                  | 2/2/02   |
| <b>OPP.:</b> 10, Michael Watson, UMKC       | 2/22/03  |
| <b>TEAM:</b> 20 vs. LeMoyne-Owen            | 1/8/91   |
| <b>DIV. I TEAM:</b> 18 vs. Jarvis Christian | 11/15/97 |
| <b>OPP.:</b> 16 3x, last by North Dakota    | 2/16/23  |
| <b>COMBINED:</b>                            |          |
| 26, ORU (19) vs. Southwestern Christian (7) | 12/12/20 |

### MOST 3-POINT ATTEMPTS

|  |         |
|--|---------|
| 21, Greg Sutton vs. SE Missouri State    | 1/15/90 |
| 21, Greg Sutton vs. LeMoyne-Owen         | 1/8/91  |
| <b>OPP.:</b> 22, Floyd Wilson (Langston) | 1/16/89 |
| 22, Michael Watson (UMKC)                | 2/22/03 |
| <b>TEAM:</b> 53 vs. LeMoyne-Owen         | 1/8/91  |
| <b>OPP.:</b> 37 by Science & Arts (OK)   | 3/1/91  |
| <b>DIV. I TEAM:</b> 36 by UMKC (made 14) | 2/22/03 |
| <b>COMBINED:</b>                         |         |
| 79, ORU (53) vs. LeMoyne-Owen (26)       | 1/8/91  |

### 3-POINT FIELD-GOAL PCT. (MIN. 5 ATT.)

|   |          |
|---|----------|
| .900, Eric Perry (9-10) vs. Chicago State | 2/3/00   |
| <b>TEAM:</b> .714 (15-21) vs. Detroit     | 11/28/15 |

### MOST FREE THROWS MADE

|                                       |          |
|---------------------------------------|----------|
| 16, Anthony Roberts vs. NC A&T        | 2/19/77  |
| 16, Caleb Green vs. Akron             | 12/2/06  |
| 16, Kevin Obanor vs. South Dakota     | 1/17/19  |
| <b>OPP.:</b> 22, Lou Silver (Harvard) | 2/27/74  |
| <b>TEAM:</b> 38 vs. Centenary         | 2/2/08   |
| <b>OPP.:</b> 33 by Texas A&M          | 12/23/72 |
| <b>COMBINED:</b>                      |          |
| 54, ORU (28) vs. SE Missouri (26)     | 12/15/90 |

### MOST FREE-THROW ATTEMPTS

|   |          |
|---|----------|
| 19, Caleb Green vs. Akron               | 12/2/06  |
| 19, Steven Roundtree vs. Indiana State  | 11/20/10 |
| <b>OPP.:</b> 25, Lou Silver (Harvard)   | 12/27/74 |
| <b>TEAM:</b> 50 vs. Centenary           | 2/2/08   |
| <b>OPP.:</b> 46 by Marshall             | 2/10/73  |
| 46 by Texas A&M                         | 12/23/72 |
| <b>COMBINED:</b>                        |          |
| 77, ORU (36) vs. Abilene Christian (41) | 1/5/84   |

### FREE THROW PCT. (MIN. 10 ATT.)

|  |          |
|--|----------|
| 1.000, Obi Emegano (14-14) vs. Denver              | 2/19/16  |
| 1.000, Max Abmas (12-12) vs. UMKC                  | 1/7/23   |
| 1.000, Obi Emegano (12-12) vs. Western Illinois    | 2/13/16  |
| 1.000, Dominique Morrison (11-11) vs. South Dakota | 1/7/12   |
| 1.000, Brian Miles (10-10) vs. SW Texas            | 1/17/87  |
| 1.000, Reggie Borges (10-10) vs. Okla. Wes.        | 11/23/02 |
| 1.000, Caleb Green (10-10) vs. Lamar               | 12/4/06  |
| 1.000, Adam Liberty (10-10) vs. Montana            | 12/19/06 |
| 1.000, Dominique Morrison (10-10) vs. UMKC         | 1/15/11  |
| <b>TEAM:</b> 1.000 (21-21) vs. Chicago State       | 1/24/98  |
| 1.000 (15-15) vs. USC                              | 1/12/75  |

### MOST REBOUNDS

|  |          |
|--|----------|
| 34, David Vaughn vs. Brandeis                | 1/8/73   |
| <b>OPP.:</b> 23, Rick McKinstry (Evansville) | 2/19/83  |
| <b>TEAM:</b> 92 vs. Brandeis                 | 1/8/73   |
| <b>OPP.:</b> 73 by LeMoyne-Owen              | 11/18/89 |
| <b>COMBINED:</b>                             |          |
| 143, ORU (70) vs. LeMoyne-Owen (73)          | 11/18/89 |

### MOST ASSISTS

|  |          |
|--|----------|
| 15, Haywoode Workman vs. St. Louis         | 2/7/87   |
| <b>OPP.:</b> 17, Kevin McAdoo (Detroit)    | 2/1/86   |
| <b>TEAM:</b> 37 vs. Stetson                | 2/18/79  |
| <b>OPP.:</b> 30 by Tulsa                   | 1/2/86   |
| <b>COMBINED:</b> 51, ORU (25 vs. SEMO (26) | 2/12/81  |
| 51, ORU (29) vs. St. Martin's College (22) | 11/19/90 |
| 51, ORU (26) vs. Arkansas-Pine Bluff (25)  | 2/15/92  |

### MOST STEALS

|  |          |
|--|----------|
| 9, Haywoode Workman vs. South Carolina                   | 1/28/89  |
| 9, R.J. Fuqua vs. Avila                                  | 11/10/17 |
| <b>OPP.:</b> 6, (6x); last by Abdullah Lawal (SW OK St.) | 11/9/07  |
| <b>TEAM:</b> 23 vs. Baptist Christian                    | 12/17/94 |
| <b>OPP.:</b> 18 by Baylor                                | 11/26/85 |
| <b>COMBINED:</b>   |          |
| 34, ORU (23) vs. Baptist Christian (11)                  | 12/17/94 |

### MOST BLOCKED SHOTS

|  |          |
|--|----------|
| 9, Alvin Scott vs. West Texas State              | 1/24/77  |
| <b>OPP.:</b> 7, Bruce Vanley (Tulsa)             | 12/18/82 |
| <b>TEAM:</b> 13 vs. West Texas State             | 1/24/77  |
| <b>OPP.:</b> 10 by Louisville                    | 3/14/74  |
| <b>COMBINED:</b> 17, ORU (9) vs. Md-E. Shore (8) | 2/13/88  |

### MOST PERSONAL FOULS

|  |          |
|--|----------|
| <b>TEAM:</b> 35 vs. Texas A&M                | 12/23/72 |
| <b>OPP.:</b> 33 by Loyola (Chi.)             | 2/7/81   |
| <b>COMBINED:</b> 61, ORU 35 vs. Texas A&M 26 | 12/23/72 |

### MABEE CENTER LARGEST CROWDS

| RK | ATT.    | OPPONENT       | DATE      |
|----|---------|----------------|-----------|
| 1  | 11,178* | Tulsa          | 3/6/75    |
| T2 | 10,775* | North Texas    | 2/12/77   |
| T2 | 10,775* | Tulsa          | 12/10/75  |
| 4  | 10,661* | Tulsa          | 2/2/83    |
| T5 | 10,575* | Oklahoma State | 1/25/92   |
| T5 | 10,575* | Tulsa          | 11/27/84  |
| T5 | 10,575* | Tulsa          | 12/8/80   |
| T5 | 10,575* | Marquette      | 2/2/80    |
| T5 | 10,575* | Tulsa          | 1/30/78   |
| T5 | 10,575* | Wagner         | 2/26/77   |
| T5 | 10,575* | Oklahoma       | 1/5/77    |
| T5 | 10,575* | Tulsa          | 12/2/76   |
| T5 | 10,575* | Kansas         | **3/16/74 |
| T5 | 10,575* | Louisville     | **3/14/74 |
| T5 | 10,575* | Tulsa          | 12/30/95  |
| T5 | 10,575* | Tulsa          | 12/14/97  |





## CONFERENCE TOURNAMENT RECORDS

### INDIVIDUAL RECORDS

#### SINGLE GAME

Points: 34, Calvin Garrett vs. Loyola, 3/2/80 (MCC)

31, Markius Barnes vs. Youngstown State, 3/4/01

Field Goals: 11 (4x), last by Caleb Green vs. Oakland, 3/6/07

FG Attempts: 24, Obi Emegano vs. North Dakota State, 3/9/15

3PT FG: 8, Moses Ehambe vs. Centenary, 3/8/08\*

3PT FG Att: 14, Tyrone Tiggs vs. Western Illinois (OT), 3/3/02

FT: 12, Kevin Obanor vs. North Dakota State, 3/10/19

FT Att: 18, Rocky Walls vs. Southern Utah, 3/1/98

Rebounds: 21, Rocky Walls vs. Southern Utah, 3/1/98

Assists: 11, Max Abmas vs. North Dakota State, 3/7/23

Blocks: 9, Kendrick Moore vs. IUPUI, 3/4/02\*

Steals: 5, Michael Craion vs. IUPUI, 3/8/10

#### TOURNAMENT

Points: 78, Caleb Green (2007)

Field Goals: 26, Caleb Green (2007)

FG Attempts: 47, Dominique Morrison (2011)

3PT FG: 15, Moses Ehambe (2008)

3PT FG Att: 30, Moses Ehambe (2008)

FT: 24, Dominique Morrison (2011)

FT Att: 30, Caleb Green (2007)

Rebounds: 31, Caleb Green (2006)

Assists: 21, Max Abmas (2023)

Blocks: 14, Kendrick Moore (2002)

Steals: 8, Jonathan Bluiitt (2006)

### ORU TEAM RECORDS

#### SINGLE GAME

Points: 94, vs. Southern Utah, 3/1/98

Field Goals: 32, vs. Southern Utah, 3/1/98

32, vs. Denver, 3/4/18 (OT)

FG Attempts: 71, vs. Denver (3/4/18 (OT))

3PT FG: 14, vs. Western Illinois, 3/3/02 (OT)\*

14, vs. South Dakota State, 3/8/21

3PT FG Att: 32, vs. Western Illinois, 3/3/02 (OT)

FT: 27, vs. Chicago State (3/7/06)

FT Att: 35, vs. Chicago State (3/7/06)

Rebounds: 59, vs. Southern Utah, 3/1/98

Assists: 20, vs. Southern Utah, 3/5/05

Blocks: 10, vs. Centenary, 3/4/07\*

Steals: 10 (3x), last vs. North Dakota State, 3/5/11

#### TOURNAMENT

Points: 258 (2023)

Field Goals: 91 (2023)

FG Attempts: 193 (2023)

3PT FG: 29 (2023)

3PT FG Att: 88 (2023)

FT: 56 (2006)

FT Att: 74 (2006, 2011)

Rebounds: 122 (2008)

Assists: 51 (2005)

Blocks: 21 (2007)

Steals: 23 (2023)

\*Tournament Record

### CONFERENCE TOURNAMENT RESULTS

29-18 Record (21 years)

#### 1998, AT MOLINE, ILL.

W 3/1/98 #2 ORU 94, #7 Southern Utah 84 (2 OT) - Quarterfinals

L 3/2/98 #3 Youngstown State 74, #2 ORU 60 - Semifinals

#### 1999, AT MOLINE, ILL.

W 3/1/99 #1 ORU 72, #4 Youngstown State 58 - Semifinals

L 3/2/99 #2 Valparaiso 73, #1 ORU 69 - Finals

#### 2000, AT FT. WAYNE, IND.

W 3/5/00 #5 ORU 67, #4 Youngstown State 59 - Quarterfinals

L 3/6/00 #1 Valparaiso 71, #5 ORU 56 - Semifinals

#### 2001, AT FT. WAYNE, IND.

W 3/4/01 #6 ORU 73, #3 Youngstown State 70 - Quarterfinals

L 3/5/01 #2 Southern Utah 73, #6 ORU 62 - Semifinals

#### 2002, AT FT. WAYNE, IND.

W 3/3/02 #2 ORU 86, #7 Western Illinois 75 (OT) - Quarterfinals

L 3/4/02 #6 IUPUI 58, #2 ORU 53 - Semifinals

#### 2003, AT KANSAS CITY, MO. (KEMPER ARENA)

L 3/9/03 #6 UMKC 76, #3 ORU 73 - Quarterfinals

#### 2004, AT KANSAS CITY, MO. (KEMPER ARENA)

L 3/7/04 #5 UMKC 86, #4 ORU 73 - Quarterfinals

#### 2005, AT TULSA, OKLA. (JOHN Q. HAMMONS ARENA)

W 3/5/05 #1 ORU 82, #8 Southern Utah 59 - Quarterfinals

W 3/7/05 #1 ORU 80, #4 IUPUI 69 - Semifinals

L 3/8/05 #7 Oakland 61, #1 ORU 60 - Finals

#### 2006, AT TULSA, OKLA. (JOHN Q. HAMMONS ARENA)

W 3/4/06 #1 ORU 60, #8 Western Illinois 53 - Quarterfinals

W 3/6/06 #1 ORU 77, #4 Valparaiso 58 - Semifinals

W 3/7/06 #1 ORU 85, #6 Chicago State 72 - Finals

#### 2007, AT TULSA, OKLA. (JOHN Q. HAMMONS ARENA)

W 3/4/07 #1 ORU 79, #8 Centenary 59 - Quarterfinals

W 3/5/07 #1 ORU 75, #4 IUPUI 54 - Semifinals

W 3/6/07 #1 ORU 71, #2 Oakland 67 - Finals

#### 2008, AT TULSA, OKLA. (JOHN Q. HAMMONS ARENA)

W 3/8/08 #1 ORU 84, #8 Centenary 56 - Quarterfinals

W 3/10/08 #1 ORU 58, #5 Fort Wayne 42 - Semifinals

W 3/11/08 #1 ORU 71, #2 IUPUI 64 - Finals

#### 2009, AT SIOUX FALLS, S.D. (SIOUX FALLS ARENA)

L 3/7/09 #7 South Dakota State 72, #2 ORU 69 (OT) - Quarterfinals

#### 2010, AT SIOUX FALLS, S.D. (SIOUX FALLS ARENA)

W 3/7/10 #3 ORU 65, #6 North Dakota State 64 (OT) - Quarterfinals

L 3/8/10 #2 IUPUI 69, #3 ORU 65 - Semifinals

#### 2011, AT SIOUX FALLS, S.D. (SIOUX FALLS ARENA)

W 3/5/11 #2 ORU 72, #7 North Dakota State 54 - Quarterfinals

W 3/7/11 #2 ORU 83, #3 IUPUI 77 - Semifinals

L 3/8/11 #1 Oakland 90, #2 ORU 76 - Finals

#### 2012, AT SIOUX FALLS, S.D. (SIOUX FALLS ARENA)

W 3/3/11 #1 ORU 71, #8 Fort Wayne 67 - Quarterfinals

L 3/5/11 #4 Western Illinois 54, #1 ORU 53 - Semifinals

#### 2013, AT KATY, TEXAS (MERRELL CENTER) (SOUTHLAND)

L 3/14/13 #6 Sam Houston State 58, #3 ORU 55 - Quarterfinals

#### 2014, AT KATY, TEXAS (MERRELL CENTER) (SOUTHLAND)

W 3/12/14 #6 ORU 66, #7 McNeese State 62 - First Round

L 3/13/14 #3 Sam Houston State 70, #6 ORU 61 - Quarterfinals

#### 2015, AT SIOUX FALLS, S.D. (DENNY SANFORD PREMIER CENTER)

W 3/8/15 #3 ORU 58, #6 IUPUI 56 - Quarterfinals

L 3/9/15 #2 North Dakota State 60, #3 ORU 56 - Semifinals

#### 2016, AT SIOUX FALLS, S.D. (DENNY SANFORD PREMIER CENTER)

L 3/5/16 #2 South Dakota State 73, #7 ORU 70 - Quarterfinals

#### 2018, AT SIOUX FALLS, S.D. (DENNY SANFORD PREMIER CENTER)

L 3/4/18 #3 Denver 90, #6 ORU 88 (OT) - Quarterfinals

#### 2019, AT SIOUX FALLS, S.D. (DENNY SANFORD PREMIER CENTER)

L 3/10/19 #4 North Dakota State 86, #5 ORU 73 - Quarterfinals

#### 2020, AT SIOUX FALLS, S.D. (DENNY SANFORD PREMIER CENTER)

W 3/8/20 #4 Oral Roberts 79, #5 Omaha 52 - Quarterfinals

L 3/9/20 #1 North Dakota State 75, #4 ORU 69 - Semifinals

#### 2021, AT SIOUX FALLS, S.D. (SANFORD PENTAGON)

W 3/7/21 #4 Oral Roberts 76, #5 North Dakota 65 - Quarterfinals

W 3/8/21 #1 South Dakota State 88, #4 ORU 90 - Semifinals

W 3/9/21 #1 North Dakota State 72, #4 ORU 75 - Finals

#### 2022, AT SIOUX FALLS, S.D. (DENNY SANFORD PREMIER CENTER)

W 3/6/21 #3 Oral Roberts 80, #6 Western Illinois 68 - Quarterfinals

L 3/7/21 #2 North Dakota State 92, #3 ORU 72 - Semifinals

#### 2023, AT SIOUX FALLS, S.D. (DENNY SANFORD PREMIER CENTER)

W 3/4/21 #1 Oral Roberts 96, #9 North Dakota 80 - Quarterfinals

W 3/6/21 #1 Oral Roberts 70, #5 St. Thomas 65 - Semifinals

W 3/7/21 #1 Oral Roberts 92, #3 North Dakota State 58 - Finals

#### 2024, AT SIOUX FALLS, S.D. (DENNY SANFORD PREMIER CENTER)

W 3/6/21 #8 Oral Roberts 77, #9 South Dakota 62 - Play-In

L 3/7/21 #1 South Dakota State 79, #8 Oral Roberts 63 - Quarterfinals

### TOURNAMENT SERIES RECORDS

| OPPONENT           | W-L | FIRST | LAST |
|--------------------|-----|-------|------|
| Centenary          | 2-0 | 2007  | 2008 |
| Chicago State      | 1-0 | 2006  | 2006 |
| Denver             | 0-1 | 2018  | 2018 |
| Fort Wayne         | 2-0 | 2008  | 2012 |
| IUPUI              | 5-2 | 2002  | 2015 |
| Kansas City        | 0-2 | 2003  | 2004 |
| McNeese State      | 1-0 | 2014  | 2014 |
| North Dakota       | 2-0 | 2021  | 2023 |
| North Dakota State | 4-4 | 2010  | 2023 |
| Oakland            | 1-2 | 2005  | 2011 |
| Omaha              | 1-0 | 2020  | 2020 |
| Sam Houston State  | 0-2 | 2013  | 2014 |
| South Dakota       | 1-0 | 2024  | 2024 |
| South Dakota State | 1-2 | 2009  | 2024 |
| Southern Utah      | 2-1 | 1998  | 2005 |
| St. Thomas         | 1-0 | 2023  | 2023 |
| Valparaiso         | 1-2 | 1999  | 2006 |
| Western Illinois   | 3-1 | 2002  | 2022 |
| Youngstown State   | 3-1 | 1998  | 2001 |

### TOURNAMENT RECORD BY SEED

| SEED | TIMES | RECORD |
|------|-------|--------|
| #1   | 7     | 16-3   |
| #2   | 4     | 4-4    |
| #3   | 5     | 3-5    |
| #4   | 3     | 4-2    |
| #5   | 2     | 1-2    |
| #6   | 3     | 2-3    |
| #8   | 1     | 1-1    |



The 2007-08 Golden Eagles won ORU's third straight Mid-Con Tournament Championship

Records only reflect conference tournaments since 1997. The ORU athletic communications department is in the process of recovering stats from the Midwestern Collegiate Conference.

## IN THE NCAA RECORD BOOKS

### 2,000 POINT SCORERS IN DIVISION I

6 (Green, Roberts, Morrison, Acres, Tutt, Abmas)

### VICTORIES IN FIRST SEASON IN DIVISION I

T-3rd - 26 wins (26-2) - 1972

### WON-LOST PERCENTAGE IN FIRST SEASON IN DIVISION I

2nd - 92.9 percent (26-2) - 1972

### FIELD GOAL ATTEMPTS PER GAME

1st - 98.5 (2,659 FGA in 27 games) - 1973

### TEAM SINGLE GAME SCORING

T-24th - 155 points vs. Union (Tenn.) (Feb. 24, 1972)

### TEAM SINGLE GAME REBOUNDS

T-8th - 92 rebounds vs. Brandeis (Jan. 8, 1973)

### TEAM SINGLE SEASON SCORING OFFENSE

6th - 105.1 points-per-game - 1972\*

\*-Led the nation that season, also led the nation in 1973 (97.1 ppg)

4th - 83.3 points-per-game - 2021-22

### TEAM SINGLE SEASON FREE THROW PERCENTAGE

2nd - 82.1 percent (407-496) - 2021

### TEAM SINGLE SEASON REBOUNDING MARGIN

4th - 15.6 margin - 1973

### TEAM SINGLE GAME 3-POINT PERCENTAGE

T-26th - 82.4% (14-17) vs. South Dakota State (Jan. 8, 2011)

### SINGLE GAME SCORING VS. DIVISION I OPPONENTS

T-4th - 66 points - Anthony Roberts vs. N.C. A&T (Feb. 19, 1977)

T-7th - 65 points - Anthony Roberts vs. Oregon\* (March 9, 1977)

\* - NCAA Postseason Record

### SINGLE GAME REBOUNDING

T-26th - 34 rebounds - David Vaughn vs. Brandeis (Jan. 8, 1973)

### SINGLE GAME REBOUNDING (SINCE 1973)

2nd - 34 rebounds - David Vaughn vs. Brandeis (Jan. 8, 1973)

### SINGLE SEASON SCORING

19th - 1,006 points - Richard Fuqua - 1972

### SINGLE SEASON SCORING AVERAGE

T-18th - 35.9 points-per-game - Richard Fuqua (1,006 points in 28 games) - 1972

24th - 34.0 points-per-game - Anthony Roberts (951 points in 28 games) - 1977

### FREE THROWS MADE IN A SEASON

18th - 278 - Caleb Green - 2007

### FREE THROWS ATTEMPTED IN A SEASON

13th - 366 - Caleb Green - 2007

### DOUBLE-DOUBLES BY A FRESHMAN

18th - 15 - Caleb Green - 2004

### CAREER SCORING

T-72nd - 2,503 points - Caleb Green - 2004-07

### CAREER SCORING AVERAGE

T-17th - 29.9 points-per-game - Richard Fuqua (1,617 points in 54 games) - 1971-73\*

\*Played two years of non-Division I competition

### CAREER FREE THROWS MADE

5th - 852 - Caleb Green - 2004-07

### CAREER FREE THROWS ATTEMPTED

4th - 1,134 - Caleb Green - 2004-07

### CAREER STEAL AVERAGE

T-15th 2.94 steals-per-game - Haywoode Workman (250 steals in 85 games) - 1987-89

### 2,000 CAREER PTS AND 1,000 CAREER REB

Caleb Green (2,503 points and 1,189 rebounds) - 2004-07

Mark Acres (2,038 points and 1,051 rebounds) - 1981-85

### NCAA LEADING SCORER

1st - 24.5 points-per-game - Max Abmas - 2020-21

## FRESHMAN RECORDS

### FRESHMAN SINGLE GAME SCORING RECORDS (25+ POINTS)

|     |    |                  |                      |          |
|-----|----|------------------|----------------------|----------|
| 1.  | 39 | Warren Niles     | at IUPUI             | 1/14/10  |
| 2.  | 33 | Caleb Green      | at UMKC              | 1/3/04   |
| 3.  | 31 | Kevin Obanor     | South Dakota         | 1/17/19  |
| 4.  | 30 | Ken Tutt         | at Western Illinois  | 2/14/04  |
|     | 30 | Caleb Green      | Centenary            | 1/15/04  |
|     | 30 | LeNard Jones     | at Tulsa             | 12/12/92 |
| 7.  | 29 | Caleb Green      | Southern Utah        | 2/28/04  |
|     | 29 | Caleb Green      | Valparaiso           | 1/10/04  |
| 9.  | 28 | Kevin Obanor     | Denver               | 2/7/19   |
|     | 28 | Ken Tutt         | at Valparaiso        | 2/12/04  |
|     | 28 | Ken Tutt         | IUPUI                | 2/5/04   |
|     | 28 | Ken Tutt         | UMKC                 | 1/31/04  |
|     | 28 | Caleb Green      | at IUPUI             | 1/24/04  |
|     | 28 | Tim Gill         | Texas-San Antonio    | 1/23/95  |
|     | 28 | Mark Acres       | Xavier               | 2/22/82  |
| 16. | 27 | Max Abmas        | North Dakota         | 1/11/20  |
|     | 27 | Steven Roundtree | IUPUI                | 2/24/11  |
|     | 27 | Ken Tutt         | Chicago              | 1/17/04  |
|     | 27 | Jeff Acres       | Tulane               | 12/12/80 |
| 20. | 26 | Ken Tutt         | at Centenary         | 2/26/04  |
|     | 26 | Ken Tutt         | at IUPUI             | 1/24/04  |
| 22. | 25 | Max Abmas        | at Iowa              | 11/15/19 |
|     | 25 | Kevin Obanor     | vs. North Dakota St. | 3/10/19  |
|     | 25 | Caleb Green      | at Centenary         | 2/26/04  |
|     | 25 | Ken Tutt         | Oakland              | 2/21/04  |
|     | 25 | Ken Tutt         | Chicago State        | 2/19/04  |
|     | 25 | Ken Tutt         | at Wichita State     | 12/30/03 |
|     | 25 | Tim Gill         | Lindenwood           | 2/13/95  |

### FRESHMAN SINGLE GAME REBOUNDING RECORDS

|     |    |                   |                    |          |
|-----|----|-------------------|--------------------|----------|
| 1.  | 27 | Eddie Woods       | Eastern New Mexico | 1/29/71  |
| 2.  | 23 | Eddie Wood        | at Idaho           | 2/23/71  |
|     | 23 | Eddie Woods       | Sewanee            | 2/15/71  |
| 4.  | 22 | Caleb Green       | at Southern Utah   | 2/28/04  |
| 5.  | 18 | Mark Acres        | at Texas-Arlington | 1/23/82  |
| 6.  | 17 | Emmanuel Nzekwesi | Rogers State       | 11/14/16 |
| 7.  | 15 | Caleb Green       | Valparaiso         | 1/10/04  |
|     | 15 | Caleb Green       | at Valparaiso      | 2/12/04  |
|     | 15 | Marvin Washington | Hardin-Simmons     | 1/21/88  |
| 10. | 14 | Kevin Obanor      | at South Dakota    | 2/10/19  |
|     | 14 | Emmanuel Nzekwesi | vs. Ole Miss       | 11/18/16 |
| 12. | 13 | Kevin Obanor      | vs. James Madison  | 11/25/18 |
|     | 13 | Emmanuel Nzekwesi | at Michigan State  | 12/3/16  |
|     | 13 | Korey Billbury    | at Lamar           | 3/2/13   |
|     | 13 | Steven Roundtree  | Western Illinois   | 2/26/11  |
|     | 13 | Steven Roundtree  | vs. UALR           | 12/22/10 |
|     | 13 | Steven Roundtree  | Indiana State      | 11/20/10 |
|     | 13 | Caleb Green       | at IUPUI           | 1/24/04  |
|     | 13 | Caleb Green       | at UMKC            | 1/3/04   |
|     | 13 | Caleb Green       | Tulsa              | 12/5/03  |
|     | 13 | Rocky Walls       | Creighton          | 11/26/94 |
|     | 13 | Jeff Acres        | Loyola             | 2/17/81  |
|     | 13 | Mark Acres        | Oklahoma State     | 12/2/81  |
|     | 13 | Mark Acres        | Loyola             | 2/6/82   |



### SEASON DOUBLE-DOUBLES

21, David Vaughn (1972-73)  
 18, Mark Acres (1983-84)  
 17, Antonio Martin (1979-80)  
 16, Eddie Woods (1973-74)  
 16, Mark Acres (1984-85)  
 16, Caleb Green (2004-05)  
 15, Eddie Woods (1971-72)  
 15, Ray Thompson (1992-93)  
 15, Caleb Green (2003-04)  
 15, Caleb Green (2005-06)  
 15, Caleb Green (2006-07)  
 15, Kevin Obanor (2020-21)  
 14, Anthony Roberts (1976-77)  
 14, Rocky Walls (1997-98)  
 14, Damen Bell-Holter (2012-13)  
 13, Anthony Roberts (1975-76)  
 13, Mark Acres (1982-83)  
 13, Ray Thompson (1991-92)  
 12, Ingram Montgomery (1971-72)  
 12, Eddie Woods (1972-73)  
 12, Greg McDougald (1973-74)  
 12, Harold Johnson (1974-75)  
 11, Alvin Scott (1976-77)  
 11, Howard Suggs (1988-89)  
 11, Sebastian Neal (1991-92)  
 11, Kevin Ford (2009-10)  
 11, Emmanuel Nzekwesi (2019-20)  
 10, Greg McDougald (1972-73)  
 10, Harold Johnson (1975-76)  
 10, Fred Smith (1993-94)  
 9, Willis Collins (1974-75)  
 9, Calvin Garrett (1978-79)  
 9, Antonio Martin (1978-79)  
 9, Marvin Washington (1987-88)  
 9, Javan White (2017-18)  
 9, Emmanuel Nzekwesi (2018-19)  
 8, Antonio Martin (1977-78)  
 8, Michael Craion (2009-10)  
 8, Kevin Obanor (2019-20)  
 7, Sam McCants (1973-74)#  
 7, Calvin Garrett (1979-80)  
 7, Mark Acres (1981-82)  
 7, Jeff Acres (1983-84)  
 7, Maurice Smith (1985-86)  
 7, Marcus Lewis (2008-09)  
 7, Damen Bell-Holter (2010-11)  
 7, Emmanuel Nzekwesi (2017-18)  
 7, Kevin Obanor (2018-19)  
 7, Connor Vanover (2022-23)  
 6, Sam McCamey (1971-72)  
 6, Duane Fox (1973-74)  
 6, Jeff Acres (1980-81)  
 6, Haywoode Workman (1988-89)  
 6, Rocky Walls (1994-95)  
 6, Rocky Walls (1995-96)  
 6, Rocky Walls (1996-97)  
 6, Steven Roundtree (2010-11)  
 6, Elijah Lufile (2021-22)  
 5, Richard Fuqua (1972-73)\$  
 5, Akin Akin-Otiko (1985-86)  
 5, Clinton Hinton (1986-87)  
 5, Derrick Taylor (1999-00)  
 5, Reggie Borges (2001-02)  
 5, Reggie Borges (2002-03)  
 5, Larry Owens (2004-05)  
 5, Larry Owens (2005-06)  
 5, Steven Roundtree (2012-13)  
 5, Emmanuel Nzekwesi (2016-17)  
 4, Chris Cantrell (1981-82)  
 4, LeNard Jones (1992-93)  
 4, Derrick Taylor (1998-99)  
 4, Kevin Ford (2008-09)  
 4, Damen Bell-Holter (2011-12)

4, Michael Craion (2011-12)  
 4, Kareem Thompson (2023-24)  
 3, Larry Baker (1972-73)  
 3, Chuck Dahms (1976-77)  
 3, Robert Griffin (1978-79)\$  
 3, Bill Phillips (1978-79)  
 3, Gary "Cat" Johnson (1979-80)\$  
 3, Jeff Acres (1984-85)  
 3, Brian Miles (1985-86)  
 3, Akin Akin-Otiko (1986-87)  
 3, Clarence Thompson (1988-89)  
 3, Blake Moses (1998-99)  
 3, Shawn King (2007-08)  
 3, Dominique Morrison (2010-11)  
 3, Shawn Glover (2013-14)  
 3, Korey Billbury (2013-14)  
 3, Brandon Conley (2015-16)  
 2, Al Boswell (1973-74)+  
 2, John Patterson (1973-74)  
 2, Anthony Roberts (1973-74)  
 2, Alvin Scott (1975-76)  
 2, Chuck Dahms (1977-78)  
 2, Elvis Rolle (1977-78)  
 2, Ricky Baskin (1979-80)\*  
 2, Robert Griffin (1979-80)  
 2, Tom Prusator (1980-81)  
 2, Kevin McGee (1980-81)  
 2, Reggie Clement (1980-81)  
 2, Gary "Cat" Johnson (1980-81)%  
 2, Lester Gill (1981-82)  
 2, Reggie Clement (1982-83)  
 2, Ben Perry (1982-83)  
 2, Kenzie Scott (1987-88)  
 2, Anthony Davis (1987-88)  
 2, Haywoode Workman (1987-88)  
 2, Darrin Feiler (1987-88)  
 2, LeNard Jones (1993-94)  
 2, Kevin Scruggs (1996-97)  
 2, Leon Irving (1999-00)  
 2, Markius Barnes (2000-01)\*  
 2, Kendrick Moore (2002-03)  
 2, Matt Gastel (2003-04)  
 2, Jonathan Bluiitt (2003-04)%  
 2, Mickey Michalec (2004-05)  
 2, Jonathan Bluiitt (2004-05)%  
 2, Mickey Michalec (2005-06)  
 2, Shawn King (2006-07)  
 2, Marchello Vealy (2006-07)  
 2, Marcus Lewis (2007-08)  
 2, Andre Hardy (2008-09)  
 2, Dominique Morrison (2009-10)  
 2, Drew Wilson (2013-14)  
 2, Albert Owens (2017-18)  
 2, Jontray Harris (2017-18)  
 2, Elijah Lufile (2019-20)  
 2, Kareem Thompson (2021-22)  
 2, Francis Lacis (2021-22)  
 2, Max Abmas (2022-23)  
 2, Kareem Thompson (2022-23)  
 1, Richard Fuqua (1971-72)  
 1, Larry Baker (1971-72)  
 1, John Patterson (1972-73)  
 1, Arnold Dugger (1974-75)\*  
 1, Anthony Roberts (1974-75)  
 1, Willis Collins (1975-76)  
 1, Gerald Johnson (1980-81)  
 1, Kevin McGee (1983-84)  
 1, Sam Potter (1983-84)  
 1, Brian Miles (1986-87)  
 1, Maurice Smith (1986-87)  
 1, Greg Sutton (1988-89)  
 1, Marvin Washington (1988-89)  
 1, Rufus Freeman (1988-89)

1, Scott Davis (1991-92)  
 1, Cornal Henderson (1991-92)  
 1, Tye Fields (1993-94)  
 1, Tye Fields (1994-95)  
 1, Chad Wilkerson (1996-97)  
 1, Tim Gill (1997-98)\*  
 1, Chad Wilkerson (1998-99)  
 1, Eric Perry (1999-00)\*  
 1, Matt Gastel (2000-01)  
 1, Kyan Brown (2000-01)  
 1, Richie Myers (2001-02)  
 1, Tyrone Tiggs (2001-02)\*  
 1, Tyrone Tiggs (2002-03)  
 1, Luke Spencer-Gardner (2002-03)\*  
 1, Ralph Charles (2003-04)  
 1, Andre Hardy (2007-08)  
 1, Yemi Ogunoye (2007-08)  
 1, Dominique Morrison (2011-12)  
 1, Steven Roundtree (2011-12)  
 1, Korey Billbury (2012-13)  
 1, Shawn Glover (2012-13)  
 1, DaQuan Jeffries (2015-16)  
 1, Obi Emegano (2015-16)  
 1, Aaron Anderson (2015-16)  
 1, Francis Lacis (2018-19)  
 1, Deondre Burns (2019-20)\*  
 1, Max Abmas (2020-21)\*  
 1, D'Mauria Jones (2020-21)  
 1, Max Abmas (2021-22)  
 1, DeShang Weaver (2021-22)  
 1, Carlos Jurgens (2022-23)  
 1, Nate Clover III (2022-23)  
 1, Patrick Mwamba (2022-23)  
 1, Jailen Bedford (2023-24)


### CAREER DOUBLE-DOUBLES

61, Caleb Green (2003-07)  
 54, Mark Acres (1981-85)  
 43, Eddie Woods (1971-74)  
 34, Antonio Martin (1977-80)  
 32, Rocky Walls (1994-98)  
 30, Anthony Roberts (1973-77)  
 30, Kevin Obanor (2018-21)  
 28, Ray Thompson (1991-93)  
 25, Damen Bell-Holter (2009-13)  
 23, Emmanuel Nzekwesi (2016-20)  
 22, Greg McDougald (1972-74)  
 22, Harold Johnson (1974-76)  
 21, David Vaughn (1972-73)  
 16, Calvin Garrett (1978-80)  
 16, Jeff Acres (1980-84)  
 15, Kevin Ford (2008-10)  
 13, Alvin Scott (1974-77)  
 12, Michael Craion (2009-12)  
 12, Steven Roundtree (2010-13)  
 11, Howard Suggs (1988-89)  
 11, Sebastian Neal (1991-92)  
 10, Willis Collins (1974-76)  
 10, Marvin Washington (1987-88)  
 10, Fred Smith (1993-94)  
 10, Reggie Borges (2001-03)  
 10, Larry Owens (2004-06)  
 10, Kareem Thompson (2020-24)  
 9, Derrick Taylor (1998-00)  
 9, Marcus Lewis (2007-09)  
 9, Javan White (2015-18)  
 8, Akin Akin-Otiko (1985-87)  
 8, Maurice Smith (1985-87)  
 8, Haywoode Workman (1987-89)\*  
 8, Elijah Lufile (2019-22)  
 7, Sam McCants (1973-74)#  
 7, Connor Vanover (2022-23)  
 6, Richard Fuqua (1971-73)\$

6, Sam McCamey (1971-72)  
 6, Duane Fox (1973-74)  
 6, LeNard Jones (1992-94)  
 6, Dominique Morrison (2008-12)  
 5, Chuck Dahms (1976-78)  
 5, Robert Griffin (1978-80)\$  
 5, Gary "Cat" Johnson (1979-81)\*  
 5, Clinton Hinton (1986-87)  
 5, Shawn King (2006-08)  
 4, Larry Baker (1971-73)  
 4, Ingram Montgomery (1971-72)  
 4, Reggie Clement (1980-83)  
 4, Brian Miles (1985-87)  
 4, Mickey Michalec (2004-06)  
 4, Jonathan Bluiitt (2002-05)-  
 4, Shawn Glover (2012-14)  
 4, Korey Billbury (2012-)  
 4, Max Abmas (2019-23)%  
 3, John Patterson (1972-74)  
 3, Bill Phillips (1978-79)  
 3, Kevin McGee (1980-81, 83-84)  
 3, Clarence Thompson (1988-89)  
 3, Blake Moses (1998-99)  
 3, Matt Gastel (2000-04)  
 3, Andre Hardy (2007-09)  
 3, Brandon Conley (2012-16)  
 2, Al Boswell (1973-74)+  
 2, Elvis Rolle (1977-78)  
 2, Ricky Baskin (1979-80)\*  
 2, Tom Prusator (1980-81)  
 2, Ben Perry (1982-83)  
 2, Kenzie Scott (1987-88)  
 2, Anthony Davis (1987-88)  
 2, Darrin Feiler (1987-88)  
 2, Tye Fields (1993-95)  
 2, Kevin Scruggs (1996-97)  
 2, Chad Wilkerson (1996-99)  
 2, Leon Irving (1999-00)  
 2, Markius Barnes (2000-02)\*  
 2, Kendrick Moore (2001-03)  
 2, Tyrone Tiggs (2001-03)\*  
 2, Marchello Vealy (2005-08)  
 2, Albert Owens (2014-18)  
 2, Jontray Harris (2016-18)  
 2, Carlos Jurgens (2018-23)  
 1, Arnold Dugger (1974-75)\*  
 1, Gerald Johnson (1980-81)  
 1, Sam Potter (1983-84)  
 1, Greg Sutton (1988-89)  
 1, Rufus Freeman (1988-89)  
 1, Scott Davis (1991-92)  
 1, Cornal Henderson (1991-92)  
 1, Tim Gill (1997-98)\*  
 1, Eric Perry (1999-00)\*  
 1, Kyan Brown (2000-01)  
 1, Richie Myers (2001-02)  
 1, Luke Spencer-Gardner (2000-05)\*  
 1, Ralph Charles (2000-04)  
 1, Yemi Ogunoye (2003-08)  
 1, Drew Wilson (2013-14)  
 1, DaQuan Jeffries (2015-16)  
 1, Obi Emegano (2013-16)  
 1, Aaron Anderson (2015-17)  
 1, Francis Lacis (2018-19)  
 1, Deondre Burns (2019-20)\*  
 1, D'Mauria Jones (2019-21)  
 1, DeShang Weaver (2018-pres.)  
 1, Nate Clover III (2020-23)  
 1, Patrick Mwamba (2022-23)  
 1, Jailen Bedford (2023-24)

### SEASON TRIPLE-DOUBLES

1, Al Boswell (1973-74)



David Vaughn (1972-73) was one of four players to have 12 20/10 games in a season

### SEASON 20/10 GAMES

- 12, David Vaughn (1972-73)
- 12, Anthony Roberts (1975-76)
- 12, Mark Acres (1983-84)
- 12, Ray Thompson (1992-93)
- 11, Anthony Roberts (1976-77)
- 10, Caleb Green (2003-04)
- 10, Caleb Green (2006-07)
- 10, Caleb Green (2003-04)
- 9, Ray Thompson (1991-92)
- 9, Caleb Green (2005-06)
- 9, Kevin Obonor (2020-21)
- 8, Antonio Martin (1979-80)
- 8, Mark Acres (1982-83)
- 8, Mark Acres (1984-85)
- 8, Caleb Green (2004-05)
- 7, Sam McCants (1973-74)\*
- 7, Calvin Garrett (1979-80)
- 7, Sebastian Neal (1991-92)
- 7, Damen Bell-Holter (2012-13)
- 6, Eddie Woods (1971-72)
- 5, Calvin Garrett (1978-79)
- 5, Emmanuel Nzekwesi (2018-19)
- 5, Emmanuel Nzekwesi (2019-20)
- 4, Ingram Montgomery (1971-72)
- 4, Greg McDougald (1972-73)
- 4, Haywoode Workman (1988-89)
- 4, Fred Smith (1993-94)
- 4, Reggie Borges (2002-03)
- 4, Kevin Obonor (2018-19)
- 3, Richard Fuqua (1972-73)&
- 3, Eddie Woods (1972-73)#
- 3, Greg McDougald (1973-74)
- 3, Eddie Woods (1973-74) #
- 3, Maurice Smith (1985-86)
- 3, Rocky Walls (1997-98)
- 3, Michael Craion (2009-10)
- 3, Shawn Glover (2013-14)
- 3, Emmanuel Nzekwesi (2017-18)
- 3, Kevin Obonor (2019-20)
- 2, Al Boswell (1973-74) \$
- 2, Antonio Martin (1977-78)

- 2, Antonio Martin (1978-79)
- 2, Jeff Acres (1983-84)
- 2, Akin Akin-Otiko (1985-86)
- 2, Clarence Thompson (1988-89)
- 2, Kevin Scruggs (1996-97)
- 2, Derrick Taylor (1999-00)
- 2, Reggie Borges (2001-02)
- 2, Marcus Lewis (2008-09)
- 2, Damen Bell-Holter (2010-11)
- 2, Steven Roundtree (2012-13)
- 2, Corey Billbury (2013-14)
- 2, Emmanuel Nzekwesi (2016-17)
- 2, Albert Owens (2017-18)
- 2, Javan White (2017-18)
- 2, Max Abmas (2022-23)
- 2, Connor Vanover (2022-23)
- 1, Richard Fuqua (1971-72)
- 1, Sam McCamey (1971-72)
- 1, Larry Baker (1972-73)
- 1, Arnold Dugger (1974-75)\*
- 1, Anthony Roberts (1974-75)
- 1, Robert Griffin (1978-79)\*
- 1, Bill Phillips (1978-79)
- 1, Ricky Baskin (1979-80)\*
- 1, Jeff Acres (1980-81)
- 1, Reggie Clement (1980-81)
- 1, Reggie Clement (1982-83)
- 1, Ben Perry (1982-83)
- 1, Sam Potter (1983-84)
- 1, Brian Miles (1985-86)
- 1, Brian Miles (1986-87)
- 1, Akin Akin-Otiko (1986-87)
- 1, Clinton Hinton (1986-87)
- 1, Kenzie Scott (1987-88)
- 1, Haywoode Workman (1987-88)
- 1, Anthony Davis (1987-88)
- 1, Marvin Washington (1987-88)
- 1, Greg Sutton (1988-89)
- 1, Howard Suggs (1988-89)
- 1, LeNard Jones (1993-94)
- 1, Tye Fields (1993-94)
- 1, Rocky Walls (1995-96)
- 1, Rocky Walls (1996-97)
- 1, Leon Irving (1999-00)
- 1, Markius Barnes (2000-01)
- 1, Larry Owens (2004-05)
- 1, Shawn King (2007-08)
- 1, Dominique Morrison (2009-10)
- 1, Dominique Morrison (2010-11)
- 1, Steven Roundtree (2010-11)
- 1, Damen Bell-Holter (2011-12)
- 1, Jontray Harris (2017-18)
- 1, Elijah Lufile (2021-22)
- 1, Francis Lacis (2021-22)
- 1, Kareem Thompson (2023-24)
- 1, Jailen Bedford (2023-24)




Caleb Green (2003-07) recorded more 20/10 games than anyone in ORU history

### CAREER 20/10 GAMES


- 37, Caleb Green (2003-07)
- 28, Mark Acres (1982-85)
- 24, Anthony Roberts (1974-77)
- 21, Ray Thompson (1991-93)
- 16, Kevin Obonor (2018-21)
- 15, Emmanuel Nzekwesi (2016-20)
- 12, Eddie Woods (1971-74)#
- 12, David Vaughn (1972-73)
- 12, Antonio Martin (1977-80)
- 12, Calvin Garrett (1978-80)
- 10, Damen Bell-Holter (2009-13)
- 7, Sam McCants (1973-74)\*
- 7, Greg McDougald (1972-74)
- 7, Sebastian Neal (1991-92)
- 6, Reggie Borges (2001-03)
- 5, Haywoode Workman (1987-89)
- 5, Rocky Walls (1994-98)
- 4, Richard Fuqua (1971-73)&
- 4, Ingram Montgomery (1971-72)
- 4, Fred Smith (1993-94)
- 3, Jeff Acres (1980-84)
- 3, Maurice Smith (1985-86)
- 3, Akin Akin-Otiko (1985-87)
- 3, Michael Craion (2009-12)
- 3, Steven Roundtree (2010-13)
- 3, Shawn Glover (2012-14)
- 2, Al Boswell (1973-74)+
- 2, Reggie Clement (1980-83)
- 2, Brian Miles (1985-87)
- 2, Clarence Thompson (1988-89)
- 2, Kevin Scruggs (1996-97)
- 2, Derrick Taylor (1999-00)

- 2, Marcus Lewis (2007-09)
- 2, Dominique Morrison (2008-12)
- 2, Corey Billbury (2012-15)
- 2, Albert Owens (2014-18)
- 2, Javan White (2015-18)
- 2, Max Abmas (2019-23)
- 2, Connor Vanover (2023-24)
- 1, Sam McCamey (1971-72)
- 1, Larry Baker (1972-73)
- 1, Arnold Dugger (1974-75)\*
- 1, Robert Griffin (1978-79)\*
- 1, Bill Phillips (1978-79)
- 1, Ricky Baskin (1979-80)\*
- 1, Ben Perry (1982-83)
- 1, Sam Potter (1983-84)
- 1, Clinton Hinton (1986-87)
- 1, Kenzie Scott (1987-88)
- 1, Anthony Davis (1987-88)
- 1, Marvin Washington (1987-88)
- 1, Greg Sutton (1988-89)
- 1, Howard Suggs (1988-89)
- 1, LeNard Jones (1993-94)
- 1, Tye Fields (1993-94)
- 1, Leon Irving (1999-00)
- 1, Markius Barnes (2000-02)
- 1, Larry Owens (2004-06)
- 1, Shawn King (2006-08)
- 1, Elijah Lufile (2021-22)
- 1, Francis Lacis (2021-22)
- 1, Kareem Thompson (2020-24)
- 1, Jailen Bedford (2023-24)


+ Al Boswell is the only player in ORU's NCAA Division I history to post a "triple-double" in a game. He scored 24



Eddie Woods (1970-74)




David Vaughn (1972-73)



Mark Acres (1981-85)

### CAREER 20/20 GAMES

|                   |        |         |                        |         |
|-------------------|--------|---------|------------------------|---------|
| Eddie Woods       | 20 pts | 24 reb. | vs. St. Francis (Pa.)  | 1/5/72  |
| Eddie Woods       | 22 pts | 30 reb. | at Lamar               | 1/25/72 |
| David Vaughn      | 34 pts | 34 reb. | vs. Brandeis           | 1/8/73  |
| Eddie Woods       | 20 pts | 24 reb. | vs. UT Pan American    | 1/26/74 |
| Mark Acres        | 25 pts | 21 reb. | vs. Tulsa              | 1/12/84 |
| Rocky Walls       | 20 pts | 20 reb. | vs. Chicago State      | 1/24/98 |
| Rocky Walls       | 22 pts | 21 reb. | vs. Southern Utah      | 3/1/98  |
| Caleb Green       | 29 pts | 22 reb. | vs. Southern Utah      | 2/28/04 |
| Damen Bell-Holter | 25 pts | 20 reb. | vs. Northwestern State | 1/10/13 |



Rocky Walls (1994-98)



Caleb Green (2003-07)



Damen Bell-Holter (2009-13)



### 100-POINT GAMES

|               |                         |               |
|---------------|-------------------------|---------------|
| W, 105-103 OT | Morehead State (KY) (A) | Dec. 6, 1971  |
| W, 123-113    | Los Angeles State (H)   | Dec. 20, 1971 |
| W, 110-66     | Maine (H)               | Dec. 22, 1971 |
| W, 106-88     | Connecticut (H)         | Dec. 29, 1971 |
| W, 103-86     | Loyola Marymount (H)    | Dec. 30, 1971 |
| W, 125-104    | St. Francis (PA) (H)    | Jan. 5, 1972  |
| W, 116-77     | Eastern Kentucky (A)    | Jan. 10, 1972 |
| W, 102-96     | Moorhead (MN) (H)       | Jan. 15, 1972 |
| W, 118-107    | Butler (A)              | Jan. 17, 1972 |
| W, 109-95     | Lamar (A)               | Jan. 25, 1972 |
| W, 109-104    | Louisiana Tech (H)      | Jan. 28, 1972 |
| W, 112-92     | William Jewell (H)      | Jan. 31, 1972 |
| W, 126-93     | Oglethorpe (H)          | Feb. 5, 1972  |
| W, 120-76     | Fresno State (H)        | Feb. 12, 1972 |
| W, 103-82     | Trinity (H)             | Feb. 14, 1972 |
| W, 114-84     | West Texas State (H)    | Feb. 19, 1972 |
| W, 155-113    | Union (TN) (H)          | Feb. 24, 1972 |
| W, 100-99     | Harvard (A)             | Feb. 28, 1972 |
| W, 100-95     | Wisconsin-Milwaukee (A) | Mar. 3, 1972  |
| W, 108-91     | Texas-Pan American (A)  | Mar. 6, 1972  |
| W, 117-99     | Texas A&M (H)           | Dec. 23, 1972 |
| W, 110-96     | St. Mary's (CA) (H)     | Dec. 29, 1972 |
| W, 116-68     | Montana State (H)       | Dec. 30, 1972 |
| W, 103-86     | Morehead State (KY) (H) | Jan. 6, 1973  |
| W, 123-95     | Brandeis (H)            | Jan. 8, 1973  |
| W, 121-100    | Loyola Marymount (H)    | Jan. 27, 1973 |
| W, 106-83     | Lamar (H)               | Jan. 29, 1973 |
| L, 103-106    | Marshall (H)            | Feb. 10, 1973 |
| W, 111-96     | Illinois State (H)      | Feb. 14, 1973 |
| W, 122-72     | Trinity (H)             | Feb. 17, 1973 |
| W, 116-79     | Texas-Pan American (H)  | Feb. 27, 1973 |
| W, 105-76     | Southwestern (TX) (H)   | Dec. 1, 1973  |
| W, 120-91     | Hardin-Simmons (H)      | Dec. 10, 1973 |
| W, 103-76     | Los Angeles State (H)   | Dec. 21, 1973 |
| W, 118-108    | Houston (N)             | Dec. 27, 1973 |
| W, 111-79     | Nebraska-Omaha (H)      | Jan. 15, 1974 |
| W, 105-90     | Loyola (Chi.) (A)       | Jan. 17, 1974 |
| W, 109-75     | Lamar (H)               | Jan. 21, 1974 |
| W, 107-90     | Texas-Pan American (H)  | Jan. 26, 1974 |
| W, 103-96     | McNeese State (H)       | Feb. 16, 1974 |
| W, 102-88     | Southern Illinois (H)   | Feb. 25, 1974 |
| W, 103-84     | Oklahoma City (H)       | Mar. 2, 1974  |
| W, 100-93     | Canisius (H)            | Feb. 5, 1975  |
| W, 103-71     | Minnesota-Duluth (H)    | Mar. 1, 1975  |
| W, 107-72     | MacMurray (H)           | Jan. 19, 1976 |
| W, 107-92     | Lamar (H)               | Feb. 7, 1976  |
| W, 106-62     | Tulsa (H)               | Dec. 2, 1976  |
| W, 113-90     | North Texas (H)         | Feb. 12, 1977 |
| W, 110-64     | North Carolina A&T (H)  | Feb. 19, 1977 |
| L, 104-120    | Brigham Young (A)       | Dec. 23, 1978 |
| W, 102-69     | Wisconsin (N)           | Dec. 29, 1978 |
| W, 107-70     | Hardin-Simmons (H)      | Jan. 6, 1979  |
| W, 126-97     | Stetson (H)             | Feb. 17, 1979 |
| W, 109-102    | North Dakota State (H)  | Jan. 14, 1980 |
| W, 114-88     | Portland State (H)      | Jan. 23, 1980 |
| W, 102-101 OT | Marquette (H)           | Feb. 2, 1980  |
| W, 101-89     | Butler (H)              | Feb. 11, 1980 |
| W, 119-115    | Oklahoma City (H)       | Feb. 25, 1980 |
| W, 101-100    | Oklahoma City (N)       | Feb. 29, 1980 |
| W, 103-93     | Loyola (Chi.) (N)       | Mar. 2, 1980  |
| W, 115-91     | Southwestern (TX) (H)   | Feb. 9, 1981  |
| W, 100-89     | Southwest Missouri (H)  | Feb. 12, 1981 |
| W, 109-98     | Oklahoma City (H)       | Feb. 14, 1981 |
| W, 120-83     | Missouri Southern (H)   | Jan. 7, 1982  |
| W, 109-97     | North Texas (H)         | Feb. 20, 1982 |


|                   |                            |               |
|-------------------|----------------------------|---------------|
| W, 114-87         | Texas-Arlington (H)        | Jan. 3, 1984  |
| W, 105-80         | Abilene Christian (H)      | Jan. 5, 1984  |
| W, 103-90         | Evansville (A)             | Jan. 9, 1984  |
| W, 105-100        | Butler (A)                 | Feb. 20, 1984 |
| W, 104-75         | Detroit (H)                | Feb. 25, 1984 |
| W, 101-91         | Evansville (N)             | Mar. 9, 1984  |
| W, 104-63         | Butler (H)                 | Feb. 24, 1986 |
| W, 101-93         | Alcorn State (H)           | Nov. 30, 1987 |
| W, 102-77         | U.S. International (H)     | Jan. 26, 1988 |
| W, 103-82         | Md.-Eastern Shore (H)      | Feb. 13, 1988 |
| L, 103-108        | Miami (Fla.) (A)           | Nov. 28, 1988 |
| W, 100-96         | Louisiana State (A)        | Nov. 30, 1988 |
| L, 122-152        | Oklahoma (A)               | Dec. 10, 1988 |
| W, 114-109        | Lamar (A)                  | Jan. 31, 1989 |
| W, 101-96 OT      | Loyola (Chi.) (A)          | Feb. 4, 1989  |
| W, 117-116 OT     | North Texas (A)            | Feb. 20, 1989 |
| W, 101-90         | Prairie View A&M (A)       | Jan. 16, 1992 |
| W, 108-67         | Prairie View A&M (H)       | Jan. 30, 1992 |
| W, 106-85         | Bethune-Cookman (H)        | Feb. 4, 1992  |
| W, 100-89         | Arkansas-Pine Bluff (H)    | Feb. 15, 1992 |
| L, 108-128        | Texas (A)                  | Feb. 26, 1992 |
| L, 102-124        | Baylor (A)                 | Feb. 27, 1993 |
| W, 107-55         | Baptist Christian (H)      | Dec. 17, 1994 |
| W, 111-86         | Huston-Tillotson (H)       | Feb. 1, 1995  |
| W, 109-43         | Lindenwood (H)             | Feb. 13, 1995 |
| W, 109-43         | Huston-Tillotson (H)       | Feb. 21, 1996 |
| W, 105-56         | John Brown (H)             | Jan. 23, 1996 |
| W, 124-49         | Jarvis Christian (H)       | Nov. 15, 1997 |
| W, 104-81         | Youngstown State (H)       | Jan. 8, 1998  |
| W, 108-60         | Chicago State (H)          | Jan. 24, 1998 |
| W, 105-75         | Chicago State (A)          | Feb. 19, 1998 |
| W, 106-81         | Northeastern Illinois (A)  | Feb. 21, 1998 |
| W, 105-104 (3 OT) | Texas Pan American (A)     | Nov. 22, 1999 |
| W, 115-62         | Texas-Arlington (H)        | Dec. 17, 2001 |
| W, 112-66         | Oklahoma Wesleyan (H)      | Nov. 23, 2002 |
| W, 118-53         | Oklahoma Wesleyan (H)      | Nov. 28, 2003 |
| L, 105-108 (3 OT) | IUPUI (A)                  | Jan. 24, 2004 |
| W, 101-60         | Oklahoma Wesleyan (H)      | Nov. 20, 2004 |
| W, 113-68         | Utah Valley State (H)      | Dec. 28, 2004 |
| W, 102-81         | UMKC (A)                   | Feb. 10, 2011 |
| W, 102-86         | Omaha (H)                  | Jan. 14, 2015 |
| W, 112-80         | Tabor (H)                  | Nov. 25, 2015 |
| W, 100-95         | Detroit (H)                | Nov. 28, 2015 |
| W, 103-86         | Omaha (H)                  | Jan. 21, 2017 |
| W, 105-74         | Nebraska Christian (H)     | Jan. 27, 2018 |
| W, 109-72         | Ecclesia (H)               | Nov. 19, 2018 |
| W, 113-70         | Western Illinois (H)       | Feb. 27, 2020 |
| W, 111-58         | Southwestern Christian (H) | Dec. 12, 2021 |
| W, 103-86         | South Dakota State (H)     | Feb. 13, 2021 |
| L, 109-80         | Colorado State (A)         | Nov. 9, 2021  |
| W, 121-50         | Southwestern Christian (H) | Nov. 12, 2021 |
| W, 107-62         | Omaha (H)                  | Jan. 1, 2022  |
| W, 100-88         | Omaha (A)                  | Jan. 27, 2022 |
| L, 106-102 (OT)   | South Dakota State (H)     | Feb. 24, 2022 |
| W, 116-68         | Ozark Christian (H)        | Nov. 29, 2022 |
| W, 111-78         | Central Arkansas (H)       | Dec. 10, 2022 |
| W, 102-61         | Denver (H)                 | Jan. 28, 2023 |
| W, 103-53         | South Dakota (H)           | Jan. 30, 2023 |
| W, 110-51         | Ozark Christian (H)        | Dec. 9, 2023  |

|                |              |
|----------------|--------------|
| <b>RECORD</b>  | 114-9 (.927) |
| <b>HOME</b>    | 89-2 (.978)  |
| <b>ROAD</b>    | 20-7 (.740)  |
| <b>NEUTRAL</b> | 5-0 (1.000)  |





ORU fell 93-90 in OT in the Elite Eight of the 1974 NCAA Tournament



Eric Perry (1996-2000) had 19 points in an 89-86 OT win over Texas A&M

**OVERTIME GAMES**


|            |                           |               |
|------------|---------------------------|---------------|
| L, 85-88   | Midwestern (Texas) (A)    | Nov. 28, 1966 |
| W, 98-93   | Cameron (A)               | Jan. 7, 1969  |
| L, 93-95   | Lincoln (A)               | Feb. 10, 1969 |
| W, 77-71   | Northeastern Oklahoma (A) | Nov. 24, 1969 |
| W, 79-77   | Central State (Okla.) (H) | Nov. 29, 1969 |
| W, 92-90   | Union (Tenn.) (A)         | Dec. 6, 1969  |
| W, 89-88   | Oklahoma Christian (H)    | Jan. 29, 1970 |
| W, 112-106 | Pan American (A)          | Feb. 17, 1970 |
| W, 105-103 | Morehead State (Ky.) (A)  | Dec. 6, 1971  |
| W, 86-82   | Syracuse (N)*             | Mar. 9, 1974  |
| L, 90-93   | Kansas (H)*               | Mar. 16, 1974 |
| W, 84-83   | Texas A&M (A)             | Dec. 7, 1974  |
| W, 91-84   | Harvard (H)               | Dec. 27, 1974 |
| W, 70-66   | Austin Peay (H)           | Feb. 22, 1978 |
| L, 76-80   | Florida State (H)         | Feb. 27, 1978 |
| W, 102-101 | Marquette (H)             | Feb. 2, 1980  |
| L, 95-97   | Drake (H)                 | Jan. 6, 1981  |
| L, 76-81   | Xavier (H)                | Jan. 12, 1981 |
| L, 93-102  | Loyola (Chi.) (A)         | Jan. 21, 1981 |
| W, 64-59   | Princeton (A)             | Nov. 28, 1981 |
| W, 73-71   | Kansas (H)                | Jan. 6, 1983  |
| L, 79-87   | Xavier (A)                | Feb. 24, 1983 |
| L, 75-85   | San Diego State (A)       | Dec. 27, 1983 |
| L, 77-79   | Xavier (H)                | Jan. 21, 1984 |
| L, 91-92   | Cal-Irvine (H)            | Dec. 6, 1986  |
| L, 73-81   | Xavier (A) (2 OT)         | Feb. 21, 1987 |
| W, 64-60   | Butler (A)                | Feb. 23, 1987 |
| L, 87-94   | Louisiana Tech (H)        | Dec. 8, 1988  |
| W, 101-96  | Loyola (Chi.) (A)         | Feb. 4, 1989  |
| W, 83-82   | Arkansas State (H)        | Feb. 7, 1989  |
| W, 117-116 | North Texas (A)           | Feb. 20, 1989 |
| L, 114-116 | Oklahoma City (A)         | Dec. 5, 1990  |
| W, 89-86   | Northwestern Oklahoma (A) | Jan. 30, 1991 |
| W, 85-83   | East Tennessee (H)        | Jan. 4, 1992  |
| L, 85-89   | Tennessee Tech (A)        | Dec. 21, 1994 |
| W, 70-66   | Northern Arizona (A)      | Dec. 19, 1995 |
| W, 94-84   | Southern Utah (N) (2OT)** | March 1, 1998 |
| W, 89-86   | Texas A&M (H)             | Nov. 28, 1998 |
| W, 94-89   | Oakland (A)               | Jan. 14, 1999 |
| L, 70-71   | Idaho (N)                 | Nov. 19, 1999 |
| W, 105-104 | Texas Pan American (A)    | Nov. 22, 1999 |
| L, 76-82   | William & Mary (N)        | Nov. 28, 1999 |
| L, 72-74   | IUPUI (A)                 | Feb. 10, 2000 |
| L, 84-88   | UMKC (A)                  | Feb. 20, 2000 |
| L, 84-86   | Oakland (A)               | Feb. 26, 2000 |

|            |                              |                |
|------------|------------------------------|----------------|
| L, 81-89   | Tulsa (A)                    | Dec. 10, 2000  |
| L, 98-100  | Texas Tech (H)               | Dec. 21, 2000  |
| L, 66-73   | Tulsa (H)                    | Dec. 1, 2001   |
| L, 77-83   | Texas-Arlington (A)          | Jan. 2, 2002   |
| L, 70-71   | Southern Utah (H)            | Jan. 24, 2002  |
| W, 86-75   | Western Illinois (N)**       | March 3, 2002  |
| L, 86-91   | UMKC (H) (2OT)               | Feb. 22, 2003  |
| W, 87-81   | Valparaiso (H)               | Jan. 10, 2004  |
| L, 105-108 | IUPUI (A) (3 OT)             | Jan. 24, 2004  |
| L, 96-104  | IUPUI (H) (2 OT)             | Feb. 5, 2004   |
| L, 67-72   | Utah State (H)               | Nov. 19, 2005  |
| L, 67-70   | Valparaiso (A)               | Feb. 2, 2007   |
| L, 84-85   | Oakland (A)                  | Feb. 24, 2007  |
| L, 81-86   | Texas A&M-Corpus Christi (N) | Nov. 14, 2007  |
| L, 75-79   | Louisiana-Lafayette (A)      | Nov. 25, 2008  |
| W, 68-65   | Oakland (H)                  | Jan. 10, 2009  |
| L, 69-72   | South Dakota State (N) **    | March 7, 2009  |
| L, 87-90   | IUPUI (A)                    | Jan. 14, 2010  |
| W, 71-68   | Fort Wayne (A)               | Feb. 4, 2010   |
| W, 65-64   | North Dakota State (N) **    | March 7, 2010  |
| W, 69-63   | UMKC (H)                     | Jan. 15, 2011  |
| L, 57-64   | SMU (A) ***                  | March 16, 2011 |
| W, 71-70   | Western Illinois (A) (2 OT)  | Jan. 12, 2012  |
| W, 76-74   | IUPUI (H)                    | Feb. 19, 2012  |
| W, 65-61   | Sam Houston State (A)        | Jan. 19, 2013  |
| L, 84-86   | Central Arkansas (A)         | March 9, 2013  |
| L, 72-73   | Nicholls State (A)           | Jan. 30, 2014  |
| L, 72-74   | Texas A&M-Corpus Christi (A) | Feb. 15, 2014  |
| W, 77-73   | Detroit (A)                  | Dec. 30, 2014  |
| W, 69-61   | IUPUI (H)                    | Jan. 7, 2015   |
| W, 76-70   | Florida International (N)    | Nov. 22, 2015  |
| L, 95-88   | Ole Miss (N)                 | Nov. 18, 2016  |
| L, 83-76   | Omaha (A)                    | Feb. 16, 2017  |
| L, 93-86   | Oakland (H)                  | Nov. 27, 2017  |
| W, 74-66   | Little Rock (A) (2 OT)       | Dec. 2, 2017   |
| W, 67-66   | North Dakota State (H)       | Feb. 8, 2018   |
| L, 90-88   | Denver (N) (2 OT)            | March 4, 2018  |
| W, 78-69   | James Madison (N)            | Nov. 25, 2018  |
| W, 81-78   | Omaha (H)                    | Feb. 12, 2020  |
| L, 100-96  | Denver (A)                   | Feb. 20, 2020  |
| W, 75-72   | Ohio State (N) #             | March 19, 2021 |
| L, 78-77   | Oklahoma State (H)           | Nov. 26, 2021  |
| L, 106-102 | South Dakota State (H)       | Feb. 24, 2022  |
| L, 88-78   | Kansas State (A)             | Nov. 28, 2022  |
| W, 89-86   | Denver (A)                   | Dec. 31, 2022  |

# NCAA South Regional \* NCAA Midwest Regional  
 \*\*Mid-Continent/Summit League Conference Tournament \*\* Colleginsider.com Postseason Tournament



Caleb Green (2003-07) scored 28 points in the only 30T game on record



Dominique Morrison (2008-12) scored 16 points in an OT victory over NDSU

|                |              |
|----------------|--------------|
| <b>RECORD</b>  | 40-46 (.465) |
| <b>HOME</b>    | 14-15 (.482) |
| <b>ROAD</b>    | 21-25 (.457) |
| <b>NEUTRAL</b> | 5-6 (.454)   |





## ORU BASKETBALL ... THEN AND NOW

A lot has happened since the fall of 1965 when Coach Bill White assembled the first team to play a predominant junior varsity schedule just two years after the school was founded by Oral Roberts.

ORU made the move to NCAA Division I in time for the 1971-72 campaign and responded with a 26-2 record and a trip to the NIT that season. That record is still the second-best in NCAA history for a first-year Division I program.

A total of six NCAA Tournament appearances, including a trip to the Elite Eight in 1973-74, along with 12 other postseason tournament appearances have followed.

Over the past 16 seasons, ORU has gone to five NCAA Tournaments, including the Sweet 16 in 2020-21, and has won a conference regular season or tournament championship seven times. In all, ORU has finished below third in the conference standings just 11 times in 33 seasons as a member of either the Midwestern Collegiate Conference (1979-87), Mid-Con/Summit League (1997-2012, 2013-14) or Southland Conference (2012-2014).

The 2014-15 season was the 50th season of basketball at 81st and Lewis, and ORU has earned 29 All-America accolades, had 10 conference Players of the Year and 22 NABC All-District selections.

## ON THIS DATE IN ORU BASKETBALL HISTORY ...

- Nov. 15, 2006: First win in school history over a Top-5 team at No. 3 Kansas, 78-71
- Nov. 17, 1993: ORU, formerly the "Titans," plays its first game as the "Golden Eagles."
- Nov. 20, 1999: Former head coach Scott Sutton gets his first win as a head coach (78-68 vs. Appalachian State)
- Nov. 23, 1999: ORU returns to NCAA Division I after a two-year stint in the NAIA
- Nov. 26, 1993: The Bill Self era begins with a 78-66 home victory over Sam Houston State
- Nov. 27, 1996: ORU shocks No. 16 Arkansas, 86-81 at the Mabee Center
- Dec. 1, 1971: First game as an NCAA Division I member; ORU defeats Illinois State, 95-93
- Dec. 3, 1979: ORU edges No. 20 Kansas, 75-72, in ESPN's first game from the Mabee Center
- Dec. 4, 1972: ORU opens the "Magnificent Mabee Center" with a 90-76 victory over Wisconsin
- Dec. 5, 1990: Greg Sutton pours in a school-record 68 points at Oklahoma City University
- Dec. 9, 2009: Michael Craion's layup with 0.9 seconds left rallies ORU to a 60-59 win over Missouri
- Dec. 11, 1999: ORU stuns crosstown rival Tulsa, 60-59 on Nate Binam's late 3-pointer
- Dec. 12, 2011: Damen Bell-Holter's 3/4-court buzzer beater earned him ESPN "King of the Night" honors and was a play of the year finalist
- Dec. 13, 2008: Played in front of 21,269 fans at the Dean E. Smith Center, Hanging tough in a 100-84 loss to No. 1 North Carolina
- Dec. 17, 2001: ORU takes a 70-29 lead at the half in a 115-62 victory over Texas-Arlington
- Dec. 18, 2011: Dominant ORU performance hands No. 8 Xavier its worst loss inside the Cintas Center (64-42)
- Dec. 23, 2009: Michael Craion's 18 points and 13 rebounds leads ORU past No. 13 New Mexico, 75-66
- Jan. 3, 2013: Southland Conference play officially begins with 86-72 victory at Southeastern Louisiana
- Jan. 4, 1973: President Oral Roberts talks about an 81-76 win at Marshall with host Johnny Carson on "The Tonight Show"
- Jan. 8, 1973: Team-record 92 rebounds vs. Brandeis, including 34 by David Vaughn
- Jan. 10, 2013: Damen Bell-Holter notched the first 25/20 game of the season in 80-74 victory over Northwestern State
- Jan. 15, 1972: Richard Fuqua scored 51 points in a 102-96 win over Moorhead (Min.) State
- Jan. 20, 2005: Jonathan Bluiitt had 16 assists in an 94-89 victory over Oakland
- Jan. 29, 1973: Home winning streak moves to a school-record 52 with a 106-83 victory over Lamar
- Jan. 31, 1979: Calvin Garrett's late free throw gives ORU a 75-74 win at No. 9 Georgetown with President Carter reportedly watching on TV
- Feb. 5, 2015: Coach Scott Sutton became the 245th coach in college basketball history to win his 300th career game
- Feb. 9, 2006: Chris Riouse hit a school-record 10 3-pointers (17 attempts) as ORU beat Oakland 90-53
- Feb. 14, 1973: Richard Fuqua scores 49 to outduel the NBA's No. 1 draft pick, Doug Collins, who scored 41, in a 111-96 win over Illinois State
- Feb. 16, 1974: Al Boswell has a triple-double (24 pts, 13 reb, 10 asst) vs. McNeese State
- Feb. 19, 1977: Anthony Roberts sets an ORU Division I record with 66 points in a 110-64 victory over North Carolina A&T
- Feb. 24, 1972: 20th-ranked ORU sets a school scoring record in a 115-113 win over Union in its final game at Titan Fieldhouse
- Feb. 24, 1990: Beat Baptist Christian by 87 (117-30), the largest margin of victory in school history
- Feb. 26, 1969: Bill White, ORU's first coach, wins his final game (96-82 over Nebraska Wesleyan)
- Feb. 28, 2004: Caleb Green becomes the fifth player in ORU history to post 20/20 game (29 pts, 22 reb) vs. Southern Utah
- Feb. 29, 2020: For the first time in program history, ORU competed on Leap Day picking up a 72-66 win against Purdue Fort Wayne
- March 2, 1980: ORU wins the first Midwestern City Conference Tournament, 103-93 over Loyola
- March 3, 2011: A 71-67 victory in the Summit League tournament gave ORU 27 wins, a Division I school record
- March 6, 1975: The crosstown rivalry game set a Mabee Center record attendance with 11,178
- March 7, 2006: ORU beat Chicago State 85-72 at Union, sending Coach Scott Sutton to his first NCAA Tournament as a head coach
- March 9, 1974: ORU defeats Syracuse, 86-82 in overtime, in first NCAA Tournament game
- March 9, 1977: Anthony Roberts scored an NCAA postseason record 65 points against Oregon in the NIT
- March 14, 1974: ORU defeats Louisville, 96-93, to advance to NCAA Tournament's Elite Eight
- March 17, 1973: Richard Fuqua reaches 3,000 career points in a NIT first-round loss to North Carolina at Madison Square Garden
- March 18, 1972: ORU takes 94-74 NIT win over Memphis State in first postseason game
- March 21, 2021: ORU upsets No. 7 Florida becoming just the second No. 15 seed to advance to the Sweet 16 in NCAA Tournament history
- March 24, 2023: Russell Springmann was named the 12th head coach in program history.
- April 28, 2017: Paul Mills was hired as the 11th head coach in program history

Thanks to Barry Lewis (Tulsa World) for assisting in the creation of this list.



Since 1972, there have been a total of 20 NBA draft picks to come out of Oral Roberts. 5 picks have been in the top 2 rounds.



| NAME            | YR.  | RD | PICK | TEAM         | NAME             | YR.  | RD | PICK | TEAM        |
|-----------------|------|----|------|--------------|------------------|------|----|------|-------------|
| Sam McCamey     | 1972 | 8  | 14   | Boston       | Lamont Reid      | 1979 | 4  | 22   | Washington  |
| Richard Fuqua   | 1973 | 4  | 17   | Boston       | Antonio Martin   | 1989 | 6  | 8    | Cleveland   |
| Greg McDougald  | 1974 | 3  | 18   | Milwaukee    | Gary Johnson     | 1982 | 9  | 13   | New Jersey  |
| Sam McCants     | 1974 | 8  | 16   | Chicago      | Mark Acres       | 1985 | 2  | 16   | Dallas      |
| Sam McCants     | 1975 | 4  | 4    | Phoenix      | Sam Potter       | 1985 | 6  | 18   | Houston     |
| David Vaughn    | 1975 | 4  | 9    | New York     | Jeff Acres       | 1985 | 7  | 1    | Indiana     |
| Al Boswell      | 1975 | 7  | 17   | Boston       | Haywoode Workman | 1989 | 2  | 22   | Atlanta     |
| Anthony Roberts | 1977 | 1  | 21   | Denver       | Greg Sutton      | 1991 | 2  | 22   | San Antonio |
| Arnold Dugger   | 1977 | 3  | 20   | Philadelphia | Anthony Jones    | 1991 | 2  | 25   | L.A. Lakers |
| Alvin Scott     | 1977 | 7  | 5    | Phoenix      | Larry Owens      | 2011 | -- | --   | Free Agent  |
| Calvin Garrett  | 1979 | 3  | 3    | Chicago      |                  |      |    |      |             |

**LARRY OWENS CAREER NBA STATISTICS**

| SEASON        | TEAM | FGM-A        | Pct.        | 3PM-A       | Pct.        | FTM-A       | Pct.        | OR       | DR        | REB       | AST       | BLK      | STL      | PF        | TO       | PTS       |
|---------------|------|--------------|-------------|-------------|-------------|-------------|-------------|----------|-----------|-----------|-----------|----------|----------|-----------|----------|-----------|
| 2010-2011     | SA   | 15-32        | .469        | 6-13        | .462        | 4-9         | .444        | 1        | 14        | 15        | 8         | 5        | 9        | 18        | 5        | 40        |
| 2011-2012     | NJ   | 4-11         | .364        | 2-5         | .400        | 3-4         | .750        | 2        | 11        | 13        | 4         | 1        | 0        | 10        | 2        | 13        |
| <b>Career</b> |      | <b>19-43</b> | <b>.442</b> | <b>8-18</b> | <b>.444</b> | <b>7-13</b> | <b>.538</b> | <b>3</b> | <b>25</b> | <b>28</b> | <b>12</b> | <b>6</b> | <b>9</b> | <b>28</b> | <b>7</b> | <b>53</b> |



**GREG SUTTON CAREER NBA STATISTICS**

| SEASON        | TEAM    | FGM-A          | Pct.        | 3PM-A          | Pct.        | FTM-A          | Pct.        | OR        | DR         | REB        | AST        | BLK       | STL       | PF         | TO         | PTS        |
|---------------|---------|----------------|-------------|----------------|-------------|----------------|-------------|-----------|------------|------------|------------|-----------|-----------|------------|------------|------------|
| 1991-1992     | SA      | 93-240         | .388        | 26-89          | .292        | 34-45          | .756        | 6         | 41         | 47         | 91         | 9         | 26        | 111        | 70         | 246        |
| 1994-1995     | CHA     | 94-230         | .409        | 43-115         | .374        | 32-45          | .711        | 8         | 48         | 56         | 91         | 2         | 33        | 114        | 51         | 263        |
| 1995-1996     | CHA/PHL | 85-217         | .392        | 47-117         | .402        | 35-46          | .761        | 8         | 42         | 50         | 102        | 2         | 25        | 92         | 62         | 252        |
| <b>Career</b> |         | <b>272-687</b> | <b>.396</b> | <b>116-321</b> | <b>.361</b> | <b>101-136</b> | <b>.743</b> | <b>22</b> | <b>131</b> | <b>153</b> | <b>284</b> | <b>13</b> | <b>84</b> | <b>317</b> | <b>183</b> | <b>761</b> |



**HAYWOODE WORKMAN CAREER NBA STATISTICS**

| SEASON        | TEAM    | FGM-A           | Pct.        | 3PM-A          | Pct.        | FTM-A          | Pct.        | OR         | DR         | REB        | AST         | BLK       | STL        | PF         | TO         | PTS         |
|---------------|---------|-----------------|-------------|----------------|-------------|----------------|-------------|------------|------------|------------|-------------|-----------|------------|------------|------------|-------------|
| 1989-1990     | ATL     | 2-3             | .667        | 0-0            | .000        | 2-2            | 1.000       | 0          | 3          | 3          | 2           | 0         | 3          | 3          | 0          | 6           |
| 1990-1991     | WSH     | 234-515         | .454        | 12-50          | .240        | 101-133        | .759        | 51         | 191        | 242        | 353         | 7         | 87         | 162        | 135        | 581         |
| 1993-1994     | IND     | 195-460         | .424        | 18-56          | .321        | 93-116         | .802        | 32         | 172        | 204        | 404         | 4         | 85         | 152        | 151        | 501         |
| 1994-1995     | IND     | 101-269         | .375        | 35-98          | .357        | 55-74          | .743        | 21         | 90         | 111        | 194         | 5         | 59         | 115        | 73         | 292         |
| 1995-1996     | IND     | 101-259         | .390        | 23-71          | .324        | 54-73          | .740        | 27         | 97         | 124        | 213         | 4         | 65         | 152        | 93         | 279         |
| 1996-1997     | IND     | 11-20           | .550        | 0-3            | .000        | 0-1            | .000        | 4          | 3          | 7          | 11          | 0         | 3          | 10         | 5          | 22          |
| 1998-1999     | MIL     | 73-170          | .429        | 17-47          | .362        | 37-47          | .787        | 14         | 88         | 102        | 172         | 1         | 32         | 53         | 63         | 200         |
| 1999-2000     | MIL/TOR | 31-90           | .344        | 14-43          | .326        | 10-15          | .667        | 1          | 25         | 26         | 61          | 0         | 20         | 37         | 18         | 86          |
| <b>Career</b> |         | <b>748-1786</b> | <b>.419</b> | <b>119-368</b> | <b>.323</b> | <b>352-461</b> | <b>.764</b> | <b>150</b> | <b>669</b> | <b>819</b> | <b>1410</b> | <b>21</b> | <b>354</b> | <b>684</b> | <b>538</b> | <b>1967</b> |




**MARK ACRES CAREER NBA STATISTICS**

| SEASON        | TEAM  | FGM-A           | Pct.        | 3PM-A       | Pct.        | FTM-A          | Pct.        | OR         | DR         | REB         | AST        | BLK        | STL        | PF         | TO         | PTS         |
|---------------|-------|-----------------|-------------|-------------|-------------|----------------|-------------|------------|------------|-------------|------------|------------|------------|------------|------------|-------------|
| 1987-1988     | BOS   | 108-203         | .532        | 0-0         | .000        | 71-111         | .640        | 105        | 165        | 270         | 42         | 27         | 29         | 198        | 54         | 287         |
| 1988-1989     | BOS   | 55-114          | .482        | 1-1         | 1.000       | 26-48          | .542        | 59         | 87         | 146         | 19         | 6          | 19         | 94         | 23         | 137         |
| 1989-1990     | ORL   | 138-285         | .484        | 3-4         | .750        | 83-120         | .692        | 154        | 277        | 431         | 67         | 25         | 36         | 248        | 70         | 362         |
| 1990-1991     | ORL   | 109-214         | .509        | 1-3         | .333        | 66-101         | .653        | 140        | 219        | 359         | 25         | 25         | 25         | 218        | 42         | 285         |
| 1991-1992     | ORL   | 78-151          | .517        | 1-3         | .333        | 51-67          | .761        | 97         | 155        | 252         | 22         | 15         | 25         | 140        | 33         | 208         |
| 1992-1993     | 3 TMS | 26-49           | .531        | 1-2         | .500        | 11-16          | .688        | 26         | 41         | 67          | 5          | 6          | 3          | 34         | 13         | 64          |
| <b>CAREER</b> |       | <b>514-1016</b> | <b>.506</b> | <b>7-13</b> | <b>.538</b> | <b>308-463</b> | <b>.665</b> | <b>581</b> | <b>944</b> | <b>1525</b> | <b>180</b> | <b>104</b> | <b>137</b> | <b>932</b> | <b>235</b> | <b>1343</b> |



**CALVIN GARRETT CAREER NBA STATISTICS**

| SEASON        | TEAM | FGM-A          | Pct.        | 3PM-A       | Pct.        | FTM-A         | Pct.        | OR         | DR         | REB        | AST        | BLK       | STL       | PF         | TO         | PTS        |
|---------------|------|----------------|-------------|-------------|-------------|---------------|-------------|------------|------------|------------|------------|-----------|-----------|------------|------------|------------|
| 1980-1981     | HOU  | 188-415        | .453        | 1-3         | .333        | 50-62         | .806        | 85         | 179        | 264        | 132        | 10        | 50        | 167        | 90         | 427        |
| 1981-1982     | HOU  | 105-242        | .434        | 3-10        | .300        | 17-26         | .654        | 27         | 67         | 94         | 76         | 6         | 32        | 94         | 38         | 230        |
| 1982-1983     | HOU  | 4-11           | .364        | 0-1         | .000        | 2-2           | 1.000       | 3          | 4          | 7          | 3          | 0         | 0         | 4          | 3          | 10         |
| 1983-1984     | LAL  | 78-152         | .513        | 2-6         | .333        | 30-39         | .769        | 24         | 47         | 71         | 31         | 2         | 12        | 62         | 34         | 188        |
| <b>CAREER</b> |      | <b>375-820</b> | <b>.457</b> | <b>6-20</b> | <b>.300</b> | <b>99-129</b> | <b>.767</b> | <b>139</b> | <b>297</b> | <b>436</b> | <b>242</b> | <b>94</b> | <b>18</b> | <b>327</b> | <b>165</b> | <b>855</b> |



**ALVIN SCOTT CAREER NBA STATISTICS**


| SEASON        | TEAM | FGM-A           | Pct.        | 3PM-A       | Pct.        | FTM-A          | Pct.        | OR         | DR         | REB         | AST        | BLK        | STL        | PF         | TO         | PTS         |
|---------------|------|-----------------|-------------|-------------|-------------|----------------|-------------|------------|------------|-------------|------------|------------|------------|------------|------------|-------------|
| 1979-1980     | PHX  | 127-301         | .422        | 1-3         | .333        | 95-122         | .779        | 89         | 139        | 228         | 98         | 53         | 47         | 101        | 92         | 350         |
| 1980-1981     | PHX  | 173-348         | .497        | 1-6         | .167        | 97-127         | .764        | 101        | 167        | 268         | 114        | 70         | 60         | 124        | 77         | 444         |
| 1981-1982     | PHX  | 189-380         | .497        | 0-2         | .000        | 108-148        | .730        | 97         | 197        | 294         | 149        | 70         | 59         | 169        | 98         | 486         |
| 1982-1983     | PHX  | 124-259         | .479        | 0-2         | .000        | 81-110         | .736        | 60         | 164        | 224         | 97         | 31         | 48         | 133        | 64         | 329         |
| 1983-1984     | PHX  | 55-124          | .444        | 1-2         | .500        | 56-72          | .778        | 29         | 71         | 100         | 48         | 20         | 19         | 85         | 42         | 167         |
| 1984-1985     | PHX  | 111-259         | .429        | 1-5         | .200        | 53-74          | .716        | 46         | 115        | 161         | 127        | 25         | 39         | 125        | 60         | 276         |
| <b>CAREER</b> |      | <b>779-1671</b> | <b>.466</b> | <b>4-20</b> | <b>.200</b> | <b>490-653</b> | <b>.750</b> | <b>422</b> | <b>853</b> | <b>1275</b> | <b>633</b> | <b>272</b> | <b>269</b> | <b>737</b> | <b>433</b> | <b>2052</b> |




**ANTHONY ROBERTS CAREER NBA STATISTICS**

| SEASON        | TEAM | FGM-A          | Pct.        | 3PM-A      | Pct.        | FTM-A         | Pct.        | OR        | DR         | REB        | AST       | BLK       | STL      | PF         | TO        | PTS        |
|---------------|------|----------------|-------------|------------|-------------|---------------|-------------|-----------|------------|------------|-----------|-----------|----------|------------|-----------|------------|
| 1979-1980     | DEN  | 69-181         | .381        | 0-1        | .000        | 39-60         | .650        | 54        | 55         | 109        | 20        | 3         | 13       | 52         | 28        | 177        |
| 1980-1981     | WAS  | 54-144         | .375        | 0-0        | .000        | 19-29         | .655        | 18        | 50         | 68         | 20        | 0         | 11       | 52         | 28        | 127        |
| 1983-1984     | DEN  | 34-91          | .374        | 0-0        | .000        | 13-18         | .722        | 20        | 31         | 51         | 13        | 1         | 5        | 43         | 17        | 81         |
| <b>CAREER</b> |      | <b>157-416</b> | <b>.377</b> | <b>0-1</b> | <b>.000</b> | <b>71-107</b> | <b>.664</b> | <b>92</b> | <b>136</b> | <b>228</b> | <b>53</b> | <b>29</b> | <b>4</b> | <b>147</b> | <b>73</b> | <b>385</b> |







**ALVIN SCOTT**  
(1973-77)  
Original Member




**GREG DAVIS**  
(1969-73)  
Original Member




**RICHARD FUQUA**  
(1969-73)  
Original Member




**ANTHONY ROBERTS**  
(1973-77)  
Original Member




**HAYWOOD HILL**  
(1969-71)  
Original Member




**MARK ACRES**  
(1981-85)  
Class of 2003



**HAYWOODE WORKMAN**  
(1986-89)  
Class of 2003




**ARNOLD DUGGER**  
(1974-77)  
Class of 2005




**GARY "CAT" JOHNSON**  
(1978-82)  
Class of 2008



**KEN TRICKEY**  
(1969-74, 1987-93)  
Class of 2009




**GREG SUTTON**  
(1990-91)  
Class of 2010




**TIM GILL**  
(1994-98)  
Class of 2012




**STEVE BONTRAGER**  
(1979-81)  
Class of 2015




**KEN TUTT**  
(2007-10)  
Class of 2016



**SAM MCCANTS**  
(1973-74)  
Class of 2017



**CALVIN GARRETT**  
(1978-80)  
Class of 2018



**EDDIE WOODS**  
(1970-74)  
Class of 2021




**RETIRED JERSEYS**



**MARK ACRES**

No. 42  
2,038 Career Points  
18.5 Points per game



Only player to lead the team in scoring and rebounding all four years ... earned All-American honors all four years.



**RICHARD FUQUA**

No. 24  
3,004 Career Points  
27.1 Points per game

One of just two players to score 3,000 career points ... had 16 40-point games, seven 50-point games and one 60-point game.



**ANTHONY ROBERTS**

No. 15  
2,341 Career Points  
21.7 Points per game

Holds the NCAA postseason scoring record with 65 points vs. Oregon. Only person to have two 60-point games.



## INDIVIDUAL HONORS

### ALL-AMERICANS

#### FIRST TEAM

|         |                 |             |
|---------|-----------------|-------------|
| 1974-75 | Anthony Roberts | Independent |
| 1989-90 | Greg Sutton     | NAIA        |
| 1990-91 | Greg Sutton     | NAIA        |

#### SECOND TEAM

|         |                 |                  |
|---------|-----------------|------------------|
| 1970-71 | Richard Fuqua   | NABC College     |
| 1975-76 | Anthony Roberts | Associated Press |

#### THIRD TEAM

|         |               |                       |
|---------|---------------|-----------------------|
| 1971-72 | Richard Fuqua | Associated Press      |
| 1971-72 | Richard Fuqua | Converse              |
| 1972-73 | Richard Fuqua | Associated Press      |
| 1972-73 | Richard Fuqua | Citizens Savings Ath. |
| 2020-21 | Max Abmas     | CBS Sports            |

#### HONORABLE MENTION

|         |                    |                  |
|---------|--------------------|------------------|
| 1972-73 | David Vaughn       | Street & Smith's |
| 1979-80 | Calvin Garrett     | Converse         |
| 1980-81 | Steve Bontrager    | Street & Smith's |
| 1981-82 | Mark Acres         | Associated Press |
| 1982-83 | Mark Acres         | Associated Press |
| 1983-84 | Mark Acres         | Associated Press |
| 1984-85 | Mark Acres         | Associated Press |
| 1987-88 | Haywoode Workman   | Street & Smith's |
| 2004-05 | Caleb Green        | Associated Press |
| 2005-06 | Caleb Green        | Associated Press |
| 2006-07 | Caleb Green        | Associated Press |
| 2011-12 | Dominique Morrison | Associated Press |
| 2020-21 | Max Abmas          | Associated Press |
| 2021-22 | Max Abmas          | Associated Press |
| 2022-23 | Max Abmas          | Associated Press |

#### MISCELLANEOUS

|         |                    |                                  |
|---------|--------------------|----------------------------------|
| 1973-74 | Sam McCants        | Citizens Savings Ath.            |
| 1976-77 | Arnold Dugger      | Citizens Savings Ath.            |
| 1976-77 | Anthony Roberts    | Citizens Savings Ath.            |
| 2010-11 | Dominique Morrison | Collegelsider.com Mid-Major      |
| 2011-12 | Dominique Morrison | Collegelsider.com Mid-Major      |
| 2020-21 | Max Abmas          | Lou Henson Player of the Year    |
| 2020-21 | Max Abmas          | Major Madness Player of the Year |
| 2020-21 | Max Abmas          | Collegelsider.com                |
| 2020-21 | Max Abmas          | Collegelsider.com Mid-Major      |
| 2020-21 | Kevin Obanor       | Collegelsider.com Mid-Major      |

#### FRESHMAN

|         |                    |                                 |
|---------|--------------------|---------------------------------|
| 1982-83 | Mark Gottfried     | Unknown                         |
| 2003-04 | Caleb Green        | CollegeBasketballNews.com (3rd) |
| 2003-04 | Ken Tutt           | CollegeBasketballNews.com (3rd) |
| 2003-04 | Ken Tutt           | Rivals.com (HM)                 |
| 2003-04 | * Ken Tutt         | Collegelsider.com Mid-Major     |
| 2008-09 | Dominique Morrison | Collegelsider.com Mid-Major     |
| 2009-10 | Warren Niles       | Collegelsider.com Mid-Major     |
| 2010-11 | * Steven Roundtree | Collegelsider.com Mid-Major     |
| 2018-19 | Kevin Obanor       | Collegelsider.com               |

\* - Freshman of the Year

#### NABC ALL-DISTRICT

|      |                 |             |
|------|-----------------|-------------|
| 1972 | Richard Fuqua   | Second Team |
| 1973 | Richard Fuqua   | Second Team |
| 1974 | Sam McCants     | Second Team |
| 1976 | Anthony Roberts | Second Team |
| 1977 | Anthony Roberts | First Team  |
| 1979 | Calvin Garrett  | Second Team |

|      |                    |             |
|------|--------------------|-------------|
| 1980 | Calvin Garrett     | Second Team |
| 1985 | Mark Acres         | Second Team |
| 2004 | Caleb Green        | Second Team |
| 2006 | Caleb Green        | Second Team |
| 2007 | Caleb Green        | Second Team |
| 2008 | Robert Jarvis      | Second Team |
| 2011 | Dominique Morrison | Second Team |
| 2012 | Dominique Morrison | First Team  |
| 2013 | Damen Bell-Holter  | First Team  |
| 2013 | Warren Niles       | First Team  |
| 2015 | Obi Emegano        | Second Team |
| 2016 | Obi Emegano        | First Team  |
| 2020 | Emmanuel Nzekwesi  | Second Team |
| 2021 | Max Abmas          | First Team  |
| 2021 | Kevin Obanor       | First Team  |
| 2022 | Max Abmas          | First Team  |
| 2023 | Max Abmas          | First Team  |
| 2023 | Connor Vanover     | Second Team |
| 2024 | Issac McBride      | Second Team |

#### NABC DISTRICT COACH OF THE YEAR

|      |              |             |
|------|--------------|-------------|
| 2005 | Scott Sutton | District 12 |
|------|--------------|-------------|

#### USBWA ALL-DISTRICT

|      |           |            |
|------|-----------|------------|
| 2021 | Max Abmas | First Team |
| 2023 | Max Abmas | First Team |

#### COSIDA ACADEMIC ALL-AMERICA

|      |           |            |
|------|-----------|------------|
| 2021 | Max Abmas | First Team |
|------|-----------|------------|

#### COSIDA ACADEMIC ALL-DISTRICT

|         |                   |            |
|---------|-------------------|------------|
| 2019-20 | Emmanuel Nzekwesi | First Team |
| 2020-21 | Max Abmas         | First Team |

#### ALL-CONFERENCE

##### SUMMIT LEAGUE/MID-CONTINENT CONFERENCE

##### (C=COACHES, M=MEDIA)

|                  |  |                                 |
|------------------|--|---------------------------------|
| <b>1997-98</b>   |  |                                 |
| Tim Gill         |  | First Team (C, M)               |
| Rocky Walls      |  | First Team (C, M)               |
| Derrick Taylor   |  | Second Team (C)                 |
| <b>1998-99</b>   |  |                                 |
| Chad Wilkerson   |  | First Team (C, M)               |
| Derrick Taylor   |  | Second Team (C, M)              |
| <b>1999-2000</b> |  |                                 |
| Eric Perry       |  | First Team (C), Second Team (M) |

##### 2001-02

|                |  |                    |
|----------------|--|--------------------|
| Reggie Borges  |  | First Team (C, M)  |
| Markius Barnes |  | Second Team (C, M) |

##### 2002-03

|                      |  |             |
|----------------------|--|-------------|
| Reggie Borges        |  | First Team  |
| Luke Spencer-Gardner |  | Second Team |

##### 2003-04

|             |  |            |
|-------------|--|------------|
| Caleb Green |  | First Team |
| Ken Tutt    |  | First Team |

##### 2004-05

|             |  |            |
|-------------|--|------------|
| Caleb Green |  | First Team |
| Ken Tutt    |  | First Team |

##### 2005-06

|             |  |            |
|-------------|--|------------|
| Caleb Green |  | First Team |
| Larry Owens |  | First Team |

##### 2006-07

|             |  |            |
|-------------|--|------------|
| Caleb Green |  | First Team |
| Ken Tutt    |  | First Team |

##### 2007-08

|               |  |             |
|---------------|--|-------------|
| Robert Jarvis |  | First Team  |
| Shawn King    |  | Second Team |

##### 2008-09

|               |  |            |
|---------------|--|------------|
| Robert Jarvis |  | First Team |
| Marcus Lewis  |  | First Team |

##### 2009-10

|                    |  |             |
|--------------------|--|-------------|
| Dominique Morrison |  | First Team  |
| Michael Craion     |  | Second Team |

##### 2010-11

|                    |  |                   |
|--------------------|--|-------------------|
| Dominique Morrison |  | First Team        |
| Damen Bell-Holter  |  | Honorable Mention |
| Warren Niles       |  | Honorable Mention |

##### 2011-12

|                    |  |                   |
|--------------------|--|-------------------|
| Dominique Morrison |  | First Team        |
| Michael Craion     |  | Second Team       |
| Warren Niles       |  | Honorable Mention |
| Steven Roundtree   |  | Honorable Mention |

##### 2014-15

|                |  |             |
|----------------|--|-------------|
| Obi Emegano    |  | First Team  |
| Korey Billbury |  | Second Team |

##### 2015-16

|             |  |            |
|-------------|--|------------|
| Obi Emegano |  | First Team |
|-------------|--|------------|

##### 2016-17

|              |  |                   |
|--------------|--|-------------------|
| Albert Owens |  | Honorable Mention |
|--------------|--|-------------------|

##### 2017-18

|                   |  |                   |
|-------------------|--|-------------------|
| Emmanuel Nzekwesi |  | Honorable Mention |
|-------------------|--|-------------------|

##### 2018-19

|                   |  |             |
|-------------------|--|-------------|
| Emmanuel Nzekwesi |  | Second Team |
| Kevin Obanor      |  | Second Team |

##### 2019-20

|                   |  |             |
|-------------------|--|-------------|
| Emmanuel Nzekwesi |  | First Team  |
| Deondre Burns     |  | Second Team |

##### 2020-21

|              |  |            |
|--------------|--|------------|
| Max Abmas    |  | First Team |
| Kevin Obanor |  | First Team |

##### 2021-22

|               |  |                   |
|---------------|--|-------------------|
| Max Abmas     |  | First Team        |
| Issac McBride |  | Honorable Mention |

##### 2022-23

|                |  |            |
|----------------|--|------------|
| Max Abmas      |  | First Team |
| Connor Vanover |  | First Team |

##### 2023-24

|               |  |             |
|---------------|--|-------------|
| Issac McBride |  | Second Team |
|---------------|--|-------------|

#### PLAYER OF THE YEAR

|         |  |                    |
|---------|--|--------------------|
| 1998-99 |  | Chad Wilkerson     |
| 2004-05 |  | Caleb Green        |
| 2005-06 |  | Caleb Green        |
| 2006-07 |  | Caleb Green        |
| 2011-12 |  | Dominique Morrison |
| 2020-21 |  | Max Abmas          |
| 2022-23 |  | Max Abmas          |

#### COACH OF THE YEAR

|         |  |                  |
|---------|--|------------------|
| 2001-02 |  | Scott Sutton (M) |
| 2007-08 |  | Scott Sutton     |
| 2011-12 |  | Scott Sutton     |
| 2022-23 |  | Paul Mills       |

#### NEWCOMER/FRESHMAN OF THE YEAR

|         |  |                   |
|---------|--|-------------------|
| 2001-02 |  | Reggie Borges     |
| 2003-04 |  | Ken Tutt          |
| 2009-10 |  | Michael Craion    |
| 2010-11 |  | Steven Roundtree  |
| 2016-17 |  | Emmanuel Nzekwesi |





|         |              |
|---------|--------------|
| 2017-18 | Austin Ruder |
| 2018-19 | Kevin Obanor |

**TRANSFER OF THE YEAR (RENAMED TO NEWCOMER IN 2018)**

|         |                |
|---------|----------------|
| 2017-18 | Austin Ruder   |
| 2022-23 | Connor Vanover |

**DEFENSIVE PLAYER OF THE YEAR**

|         |                |
|---------|----------------|
| 2005-06 | Larry Owens    |
| 2007-08 | Yemi Ogunoye   |
| 2022-23 | Connor Vanover |

**SIXTH MAN OF THE YEAR**

|         |                  |
|---------|------------------|
| 2006-07 | Marchello Vealy  |
| 2007-08 | Robert Jarvis    |
| 2011-12 | Steven Roundtree |
| 2017-18 | Albert Owens     |
| 2018-19 | Kevin Obanor     |

**INDIVIDUAL HONORS CONTINUED**

**ALL-NEWCOMER**

|         |                    |
|---------|--------------------|
| 2000-01 | Markius Barnes     |
| 2001-02 | Reggie Borges      |
|         | Tyrone Tiggs       |
| 2003-04 | Caleb Green        |
|         | Ken Tutt           |
| 2004-05 | Larry Owens        |
| 2006-07 | Shawn King         |
| 2007-08 | Robert Jarvis      |
|         | Marcus Lewis       |
| 2008-09 | Kevin Ford         |
|         | Dominique Morrison |
| 2009-10 | Michael Craion     |
|         | Warren Niles       |
| 2010-11 | Steven Roundtree   |
| 2017-18 | Sam Kearns         |
| 2018-19 | Kevin Obanor       |
| 2019-20 | Max Abmas          |
|         | Deondre Burns      |
| 2020-21 | RJ Glasper         |

**ALL-TOURNAMENT**

|         |                    |
|---------|--------------------|
| 2000-01 | Markius Barnes     |
| 2001-02 | Tyrone Tiggs       |
| 2004-05 | Caleb Green        |
|         | Andrew Meloy       |
|         | Ken Tutt           |
| 2005-06 | Caleb Green        |
|         | Larry Owens        |
|         | Ken Tutt (MVP)     |
| 2006-07 | Caleb Green (MVP)  |
|         | Ken Tutt           |
| 2007-08 | Moses Ehambe (MVP) |
|         | Robert Jarvis      |
| 2010-11 | Dominique Morrison |
| 2014-15 | Obi Emegano        |
| 2019-20 | Kevin Obanor       |
| 2020-21 | Max Abmas (MVP)    |
|         | Kevin Obanor       |
| 2021-22 | Max Abmas          |
| 2022-23 | Max Abmas          |
| 2022-23 | Connor Vanover     |

**ATHLETE OF THE MONTH**

|         |                            |
|---------|----------------------------|
| 2019-20 | Emmanuel Nzekwesi (Dec.)   |
| 2020-21 | Max Abmas (Jan./Feb./Mar.) |

|         |                     |
|---------|---------------------|
| 2022-23 | Max Abmas (Dec/Jan) |
|---------|---------------------|

**ACADEMIC ALL-LEAGUE**

|         |                   |
|---------|-------------------|
| 2019-20 | Emmanuel Nzekwesi |
| 2020-21 | Max Abmas         |
| 2021-22 | Max Abmas         |
| 2022-23 | Max Abmas         |

**MIDWESTERN COLLEGIATE CONFERENCE**

**1979-80**

|                |            |
|----------------|------------|
| Calvin Garrett | First Team |
| Antonio Martin | First Team |

**1980-81**

|                 |                   |
|-----------------|-------------------|
| Steve Bontrager | Second Team       |
| Jeff Acres      | Honorable Mention |

**1981-82**

|                    |             |
|--------------------|-------------|
| Gary "Cat" Johnson | Second Team |
| Mark Acres         | Second Team |

**1982-83**

|                |             |
|----------------|-------------|
| Mark Acres     | First Team  |
| Reggie Clement | Second Team |

**1983-84**

|            |             |
|------------|-------------|
| Mark Acres | First Team  |
| Sam Potter | Second Team |

**1984-85**

|            |            |
|------------|------------|
| Mark Acres | First Team |
|------------|------------|

**1985-86**

|                 |             |
|-----------------|-------------|
| Akin Akin-Otiko | Second Team |
|-----------------|-------------|

**1986-87**

|                 |             |
|-----------------|-------------|
| Akin Akin-Otiko | Second Team |
|-----------------|-------------|

**PLAYER OF THE YEAR**

|         |                 |
|---------|-----------------|
| 1982-83 | Mark Acres (co) |
| 1983-84 | Mark Acres      |

**ROOKIE OF THE YEAR**

|         |                 |
|---------|-----------------|
| 1981-82 | Mark Acres (co) |
|---------|-----------------|

**ALL-FRESHMAN**

|         |             |
|---------|-------------|
| 1983-84 | Brian Miles |
|---------|-------------|

**ALL-TOURNAMENT**

|         |                      |
|---------|----------------------|
| 1979-80 | Calvin Garrett (MVP) |
|         | Antonio Martin       |
| 1982-83 | Mark Acres           |
| 1983-84 | Mark Acres           |
|         | Sam Potter (MVP)     |
| 1984-85 | Mark Acres           |

**SOUTHLAND CONFERENCE**

**2012-13**

|                   |             |
|-------------------|-------------|
| Damen Bell-Holter | First Team  |
| Warren Niles      | First Team  |
| Shawn Glover      | Second Team |

**2013-14**

|                |             |
|----------------|-------------|
| Shawn Glover   | First Team  |
| Korey Billbury | Second Team |



**1973-74 (23-6) • NCAA ELITE EIGHT**

**FIRST ROW (L TO R):** Assistant Coach Jack Sutter, Assistant Coach Terry Scott, Alvin Scott, Eddie Woods, Greg McDougald, Richard Lucas, Bill Herring, Willis Collins, Eddie Calbart, Duane Fox, Trainer Glenn Smith, Head Coach Ken Trickey.

**SECOND ROW (L TO R):** SID Mal Elliott, Manager Max James, David Tucker, Bill Fredrick, Sam McCants, Anthony Roberts, Al Boswell, Rod Eppley, Ken Robinson, Manager Wally Hamilton.


**1973-74 RESULTS (23-6 OVERALL)**

|         |                      |         |   |
|---------|----------------------|---------|---|
| Dec. 1  | Southwestern (Texas) | 105-76  | W |
| Dec. 10 | Hardin-Simmons       | 120-91  | W |
| Dec. 13 | San Diego State      | 95-78   | W |
| Dec. 15 | at Jacksonville      | 86-91   | L |
| Dec. 17 | Eastern Kentucky     | 80-70   | W |
| Dec. 19 | Cal. State-Hayward   | 88-62   | W |
| Dec. 21 | Los Angeles State    | 103-76  | W |
| Dec. 22 | Murray State         | 86-83   | W |
| Dec. 27 | vs. Weber State      | 82-79   | W |
| Dec. 28 | vs. Houston          | 118-108 | W |
| Dec. 29 | vs. USC              | 75-96   | L |
| Jan. 4  | at Pepperdine        | 87-74   | W |
| Jan. 9  | Illinois State       | 94-91   | W |
| Jan. 15 | Nebraska-Omaha       | 111-79  | W |
| Jan. 17 | at Loyola            | 105-90  | W |
| Jan. 19 | at Virginia Tech     | 70-68   | W |
| Jan. 21 | Lamar                | 109-75  | W |
| Jan. 26 | Texas-Pan American   | 107-90  | W |
| Feb. 2  | at Long Beach State  | 89-98   | L |

|  |                   |            |   |
|--|-------------------|------------|---|
| Feb. 4   | Bowling Green     | 78-72      | W |
| Feb. 9   | Pepperdine        | 98-71      | W |
| Feb. 14  | at Oklahoma City  | 94-100     | L |
| Feb. 16  | McNeese State     | 103-96     | W |
| Feb. 25  | Southern Illinois | 102-88     | W |
| March 2  | Oklahoma City     | 103-84     | W |
| March 4  | at Tulsa          | 84-85      | L |
| <b>NCAA TOURNAMENT FIRST ROUND (DENTON, TEXAS)</b>   |                   |            |   |
| March 9  | vs. Syracuse      | 86-82 (OT) | W |
| <b>NCAA TOURNAMENT MIDWEST REGION (TULSA, OKLA.)</b> |                   |            |   |
| March 14   | Louisville        | 96-93      | W |
| March 16   | Kansas            | 90-93 (OT) | L |


**1973-74 ROSTER**

| #  | NAME            | POS. | HT.  | CL. | HOMETOWN           |
|----|-----------------|------|------|-----|--------------------|
| 10 | Stan Kerby      | G    | 5-10 | Jr. | Mound City, Ill.   |
| 11 | David Tucker    | G    | 5-11 | Fr. | Olney, Ill.        |
| 12 | Bill Fredrick   | G    | 6-2  | Jr. | Detroit, Mich.     |
| 13 | Sam McCants     | G    | 6-3  | Jr. | Pensacola, Fla.    |
| 14 | Kenny Cooper    | G    | 6-3  | So. | Nashville, Tenn.   |
| 15 | Anthony Roberts | F    | 6-5  | Fr. | Chattanooga, Tenn. |
| 20 | Carl Vinson     | F    | 6-3  | Jr. | Cairo, Ill.        |
| 21 | Jasper Brown    | G    | 6-0  | Jr. | Okmulgee, Okla.    |
| 22 | Kenny Robinson  | G    | 6-11 | Jr. | Calexico, Calif.   |
| 25 | Duane Fox       | F    | 6-6  | Jr. | Detroit, Mich.     |
| 30 | Eddie Woods     | F    | 6-7  | Sr. | Chattanooga, Tenn. |
| 31 | Vincent Banks   | F    | 6-4  | Jr. | Miami, Fla.        |
| 32 | Rod Eppley      | G    | 6-3  | Jr. | Wabash, Ind.       |
| 33 | Willis Collins  | F    | 6-8  | So. | Carol City, Fla.   |
| 34 | John Patterson  | F    | 6-6  | Jr. | Hollywood, Fla.    |
| 35 | Al Boswell      | G    | 6-5  | Jr. | River Rouge, Mich. |
| 44 | Alvin Scott     | F    | 6-7  | Fr. | Cleveland, Tenn.   |
| 45 | David Vaughn    | C    | 7-0  | Jr. | Nashville, Tenn.   |
| 50 | Eddie Calbart   | F    | 6-6  | Fr. | Denver, Colo.      |
| 52 | Greg McDougald  | F    | 6-8  | Sr. | Bronx, N.Y.        |
| 53 | Bill Herring    | C    | 6-9  | Sr. | Jenks, Okla.       |
| 55 | Richard Lucas   | C    | 7-0  | Jr. | Fincastle, Va.     |



ORU, in just its eighth season of varsity competition, made the big show and almost stole the show, coming within three points of advancing to the Final Four. The Titans finished the regular season 21-5 before receiving the NCAA bid and then proceeded

to knock off Syracuse 86-82 in overtime in Denton, Texas, in the first round and Louisville 96-93 at the Mabee Center to move on to the Elite Eight. ORU's dream season came to an end on its home floor, however, as Kansas overcame a nine-point deficit in the game's final minutes to send it to overtime, where the Jayhawks won 93-90. ORU, at 23-6, won 20-plus games for the fifth straight season, closing out Ken Trickey's five-year coaching stay with an incredible 118-23 record. ORU averaged 94.6 points, the fifth straight season over the 90-point mark under Trickey, whose running style helped revolutionize offensive basketball from then on. Junior guard Sam McCants paced the Titans with a 24.0 scoring average, while senior forward Eddie Woods completed a standout four-year career by leading the team with a 12.1 rebounding average. The Titans finished 18th in the final Associated Press ranking, the second time in three years placing in the Top 20.





Bloomer Sullivan

Terry Scott

Jack Sutter

Dwayne Roe

## ORU Assistant Coaches

### 1973-74 LEADERS

#### SCORING

| PLAYER         | G  | PTS. | AVG. |
|----------------|----|------|------|
| Sam McCants    | 29 | 697  | 24.0 |
| Al Boswell     | 29 | 534  | 18.4 |
| Greg McDougald | 29 | 444  | 15.3 |

#### REBOUNDING

| PLAYER         | G  | REB. | AVG. |
|----------------|----|------|------|
| Eddie Woods    | 27 | 327  | 12.1 |
| Greg McDougald | 29 | 284  | 9.8  |

#### ASSISTS

| PLAYER | G | AST. | AVG. |
|--------|---|------|------|
| N/A    |   |      |      |

#### STEALS

| PLAYER | G | STL. | AVG. |
|--------|---|------|------|
| N/A    |   |      |      |

### 1973-74 NCAA TOURNAMENT 1ST ROUND

#### ORU VS. SYRACUSE (MARCH 9, 1974) DENTON, TEXAS (NTSU COLISEUM)

| ORU         | FG-FGA       | FT-FTA       | REB       | AST       | PF        | PTS       |
|-------------|--------------|--------------|-----------|-----------|-----------|-----------|
| Fox         | 7-15         | 0-2          | 10        | 2         | 4         | 14        |
| Woods       | 4-10         | 3-5          | 11        | 1         | 5         | 11        |
| McDougald   | 3-11         | 2-3          | 8         | 3         | 4         | 8         |
| McCants     | 10-27        | 5-6          | 8         | 7         | 2         | 25        |
| Boswell     | 8-17         | 1-2          | 8         | 2         | 4         | 17        |
| Roberts     | 4-6          | 1-2          | 3         | 0         | 1         | 9         |
| Collins     | 0-0          | 2-2          | 0         | 0         | 0         | 2         |
| <b>TEAM</b> | <b>36-86</b> | <b>14-22</b> | <b>58</b> | <b>15</b> | <b>20</b> | <b>86</b> |

| SYRACUSE    | FG-FGA       | FT-FTA      | REB       | AST       | PF        | PTS       |
|-------------|--------------|-------------|-----------|-----------|-----------|-----------|
| Saunders    | 4-8          | 1-2         | 11        | 3         | 5         | 9         |
| Hackett     | 6-16         | 0-6         | 14        | 3         | 2         | 12        |
| Dooms       | 6-10         | 0-1         | 9         | 0         | 1         | 12        |
| Lee         | 7-14         | 3-4         | 1         | 2         | 1         | 17        |
| DuVal       | 13-26        | 2-4         | 5         | 2         | 5         | 28        |
| Sease       | 0-1          | 0-0         | 1         | 0         | 3         | 0         |
| Stundi      | 1-1          | 0-0         | 0         | 0         | 2         | 2         |
| King        | 1-2          | 0-1         | 1         | 2         | 2         | 2         |
| Williams    | 0-0          | 0-0         | 0         | 0         | 0         | 0         |
| <b>TEAM</b> | <b>38-78</b> | <b>6-18</b> | <b>52</b> | <b>12</b> | <b>21</b> | <b>82</b> |

| SCORE BY PERIODS | 1  | 2  | OT | TOT |
|------------------|----|----|----|-----|
| ORAL ROBERTS     | 43 | 31 | 12 | 86  |
| SYRACUSE         | 41 | 33 | 8  | 82  |



### 1973-74 NCAA TOURNAMENT 2ND ROUND

#### ORU VS. LOUISVILLE (MARCH 14, 1974) TULSA, OKLA. (MABEE CENTER)

| LOUISVILLE  | FG-FGA       | FT-FTA       | REB       | AST       | PF        | PTS       |
|-------------|--------------|--------------|-----------|-----------|-----------|-----------|
| Butler      | 5-7          | 1-2          | 7         | 2         | 2         | 11        |
| Bridgeman   | 1-5          | 2-4          | 3         | 0         | 5         | 4         |
| Cox         | 5-13         | 12-12        | 9         | 3         | 1         | 22        |
| Murphy      | 12-21        | 2-2          | 10        | 2         | 4         | 26        |
| Howard      | 3-7          | 1-2          | 1         | 0         | 2         | 7         |
| Whitfield   | 4-6          | 1-4          | 2         | 0         | 2         | 9         |
| Brown       | 7-10         | 0-0          | 3         | 3         | 2         | 14        |
| <b>TEAM</b> | <b>37-69</b> | <b>19-26</b> | <b>45</b> | <b>10</b> | <b>18</b> | <b>93</b> |

| ORU         | FG-FGA       | FT-FTA       | REB       | AST       | PF        | PTS       |
|-------------|--------------|--------------|-----------|-----------|-----------|-----------|
| Fox         | 0-1          | 0-0          | 1         | 0         | 4         | 0         |
| McDougald   | 7-16         | 0-0          | 9         | 1         | 4         | 14        |
| Woods       | 6-9          | 1-2          | 6         | 0         | 5         | 13        |
| McCants     | 11-33        | 8-10         | 8         | 10        | 0         | 30        |
| Boswell     | 10-26        | 3-5          | 9         | 3         | 4         | 23        |
| Roberts     | 6-12         | 2-2          | 14        | 0         | 1         | 14        |
| Collins     | 1-2          | 0-0          | 1         | 0         | 1         | 2         |
| <b>TEAM</b> | <b>41-99</b> | <b>14-19</b> | <b>57</b> | <b>14</b> | <b>19</b> | <b>96</b> |

| SCORE BY PERIODS | 1  | 2  | OT | TOT |
|------------------|----|----|----|-----|
| LOUISVILLE       | 51 | 42 | -  | 93  |
| ORAL ROBERTS     | 51 | 45 | -  | 96  |

### 1973-74 NCAA TOURNAMENT ELITE EIGHT


#### ORU VS. KANSAS (MARCH 16, 1974) TULSA, OKLA. (MABEE CENTER)

| ORU         | FG-FGA       | FT-FTA       | REB       | AST       | PF        | PTS       |
|-------------|--------------|--------------|-----------|-----------|-----------|-----------|
| Fox         | 4-8          | 0-0          | 5         | 1         | 4         | 8         |
| McDougald   | 5-11         | 3-4          | 6         | 1         | 4         | 13        |
| Woods       | 4-7          | 3-5          | 6         | 0         | 5         | 11        |
| McCants     | 8-24         | 8-11         | 10        | 7         | 2         | 24        |
| Boswell     | 7-23         | 4-4          | 3         | 6         | 4         | 18        |
| Roberts     | 6-9          | 0-0          | 6         | 2         | 0         | 12        |
| Collins     | 2-6          | 0-0          | 7         | 0         | 3         | 4         |
| <b>TEAM</b> | <b>36-88</b> | <b>18-24</b> | <b>52</b> | <b>17</b> | <b>22</b> | <b>90</b> |

| KANSAS      | FG-FGA       | FT-FTA       | REB       | AST       | PF        | PTS       |
|-------------|--------------|--------------|-----------|-----------|-----------|-----------|
| Cook        | 5-7          | 0-1          | 7         | 3         | 2         | 10        |
| Morningstar | 6-8          | 4-5          | 6         | 1         | 4         | 16        |
| Knight      | 9-16         | 1-2          | 8         | 1         | 4         | 19        |
| Kivisto     | 5-12         | 3-4          | 1         | 10        | 3         | 13        |
| Greenlee    | 8-14         | 2-2          | 2         | 8         | 3         | 18        |
| Suttle      | 5-10         | 2-2          | 6         | 2         | 4         | 12        |
| Smith       | 2-6          | 1-2          | 5         | 3         | 1         | 5         |
| <b>TEAM</b> | <b>40-73</b> | <b>13-18</b> | <b>44</b> | <b>28</b> | <b>21</b> | <b>93</b> |

| SCORE BY PERIODS | 1  | 2  | OT | TOT |
|------------------|----|----|----|-----|
| ORAL ROBERTS     | 44 | 37 | 9  | 90  |
| KANSAS           | 45 | 36 | 12 | 93  |




**1983-84 (21-10) • NCAA FIRST ROUND**

**FIRST ROW (L TO R):** Steve Harper, Dwight Givens, Butch Berry, Kevin McGee, Mark Wilson, Charles Dorsey, Eric Smith

**SECOND ROW (L TO R):** Kip Brown, Sam Potter, Jeff Acres, Mark Acres, Emanuel Davis, David Riley, Brian Miles

\*Missing: Akin Akin-Otiko

**1983-84 RESULTS (21-10 OVERALL, 11-3 MIDWESTERN COLLEGIATE CONFERENCE)**

|         |                    |            |   |
|---------|--------------------|------------|---|
| Nov. 29 | at Kansas State    | 74-82      | L |
| Dec. 1  | at Tulsa           | 81-87      | L |
| Dec. 5  | Oklahoma State     | 62-61      | W |
| Dec. 10 | Texas A&M          | 84-66      | W |
| Dec. 12 | Seattle Pacific    | 94-89      | W |
| Dec. 17 | at Texas           | 74-59      | W |
| Dec. 19 | at Kansas          | 64-65      | L |
| Dec. 27 | at San Diego State | 75-85 (OT) | L |
| Dec. 30 | at Bradley         | 52-70      | L |
| Jan. 3  | Texas-Arlington    | 114-87     | W |
| Jan. 5  | Abilene Christian  | 105-80     | W |
| Jan. 7  | at St. Louis *     | 79-73      | W |
| Jan. 9  | at Evansville *    | 103-90     | W |
| Jan. 12 | Tulsa              | 78-84      | L |
| Jan. 16 | at Oklahoma City * | 82-80      | W |
| Jan. 21 | Xavier *           | 77-79 (OT) | L |
| Jan. 23 | Butler *           | 82-68      | W |

|   |                          |         |   |
|---|--------------------------|---------|---|
| Jan. 28   | at Detroit *             | 80-76   | W |
| Jan. 30   | at Loyola *              | 87-82   | W |
| Feb. 4  | St. Louis *              | 72-61   | W |
| Feb. 6  | Evansville *             | 88-75   | W |
| Feb. 11   | Oklahoma City *          | 92-83   | W |
| Feb. 16   | Southwest Missouri State | 68-63   | W |
| Feb. 18   | at Xavier                | 76-78   | L |
| Feb. 20   | at Butler*               | 105-100 | W |
| Feb. 25   | Detroit *                | 104-75  | W |
| Feb. 27   | Loyola *                 | 76-82   | L |
| <b>MIDWESTERN COLLEGIATE TOURNAMENT (CHICAGO, ILL.)</b> |                          |         |   |
| March 8   | vs. Oklahoma City        | 79-78   | W |
| March 9   | vs. Evansville           | 101-91  | W |
| March 10  | vs. Xavier               | 68-66   | W |
| <b>NCAA TOURNAMENT (MEMPHIS, TENN.)</b>                 |                          |         |   |
| March 15  | Memphis State            | 83-92   | L |

**1983-84 ROSTER**

| #  | NAME            | POS. | HT.  | CL. | HOMETOWN             |
|----|-----------------|------|------|-----|----------------------|
| 10 | Butch Berry     | G    | 5-10 | Jr. | Wichita, Kan.        |
| 20 | Kip Brown       | F    | 6-5  | Fr. | Los Angeles, Calif.  |
| 21 | Jeff Acres      | G    | 6-8  | Jr. | Palos Verdes, Calif. |
| 22 | Mark Wilson     | G    | 6-2  | Fr. | Carson, Calif.       |
| 23 | Steve Harper    | F    | 6-5  | So. | Cleburne, Texas      |
| 25 | Charles Dorsey  | G    | 6-3  | Jr. | Pasadena, Calif.     |
| 32 | Brian Miles     | F    | 6-6  | Fr. | Evansville, Ind.     |
| 33 | Kevin McGee     | G    | 6-4  | Sr. | Altus, Okla.         |
| 34 | Emanuel Davis   | F    | 6-8  | Jr. | Detroit, Mich.       |
| 40 | Sam Potter      | F    | 6-6  | Jr. | Carson, Calif.       |
| 41 | David Riley     | F    | 6-7  | Jr. | Detroit, Mich.       |
| 42 | Mark Acres      | C    | 6-11 | Jr. | Palos Verdes, Calif. |
| 44 | Dwight Givens   | G    | 6-1  | Jr. | Wagoner, Okla.       |
| 45 | Akin Akin-Otiko | F    | 6-6  | Fr. | Lagos, Nigeria       |

**1983-84 LEADERS**

| SCORING PLAYER | G  | PTS. | AVG. |
|----------------|----|------|------|
| Mark Acres     | 31 | 646  | 20.8 |
| Sam Potter     | 31 | 560  | 18.1 |
| Jeff Acres     | 31 | 465  | 15.0 |

| REBOUNDING PLAYER | G  | REB. | AVG. |
|-------------------|----|------|------|
| Mark Acres        | 31 | 324  | 10.5 |
| Jeff Acres        | 31 | 232  | 7.5  |

| ASSISTS PLAYER | G  | AST. | AVG. |
|----------------|----|------|------|
| Charles Dorsey | 31 | 127  | 4.1  |
| Sam Potter     | 31 | 96   | 3.1  |

| STEALS PLAYER  | G  | STL. | AVG. |
|----------------|----|------|------|
| Charles Dorsey | 31 | 47   | 1.5  |
| Kevin McGee    | 30 | 39   | 1.3  |



Visions of the final-eight Titans of ten years earlier danced in the heads of the 1983-84 Titans as ORU advanced to the NCAA Tournament after winning the Midwest Collegiate Conference tournament. The Titans had won the regular season conference title with an 11-3 record and then took all three games in the MCC tourney to gain the right to play Memphis State in the first-round of NCAA play. Acres, the MCC Player of the Year, was on his way to his third straight All-American season in which he would finish with team-leading averages of 20.8 points and 10.5 rebounds. He was not alone during ORU's march to the NCAA Tournament, receiving support from junior teammates Sam Potter (18.1 ppg) and Jeff Acres (15.0).

**1983-84 NCAA TOURNAMENT 1ST ROUND**
**ORU VS. MEMPHIS STATE (MARCH 15, 1984)  
MEMPHIS, TENN. (MID-SOUTH COLISEUM)**

| MEMPHIS STATE | FG-FGA       | FT-FTA       | REB       | AST       | PF        | PTS       |
|---------------|--------------|--------------|-----------|-----------|-----------|-----------|
| Lee           | 12-18        | 6-8          | 11        | 6         | 1         | 18        |
| Phillips      | 1-3          | 0-0          | 4         | 1         | 0         | 2         |
| Haynes        | 2-13         | 4-4          | 2         | 5         | 0         | 8         |
| Turner        | 5-6          | 2-5          | 1         | 4         | 2         | 12        |
| Holmes        | 6-8          | 6-8          | 11        | 6         | 1         | 18        |
| McCoy         | 0-0          | 0-0          | 0         | 0         | 0         | 0         |
| Bush          | 0-0          | 0-0          | 0         | 0         | 0         | 0         |
| Albright      | 1-1          | 4-4          | 0         | 0         | 1         | 6         |
| Becton        | 0-1          | 0-2          | 3         | 0         | 1         | 0         |
| Bedford       | 9-15         | 2-3          | 8         | 2         | 3         | 20        |
| <b>TEAM</b>   | <b>36-65</b> | <b>20-30</b> | <b>42</b> | <b>21</b> | <b>13</b> | <b>92</b> |

| ORU         | FG-FGA       | FT-FTA      | REB       | AST       | PF        | PTS       |
|-------------|--------------|-------------|-----------|-----------|-----------|-----------|
| Potter      | 4-17         | 1-1         | 3         | 5         | 3         | 9         |
| J. Acres    | 7-19         | 2-2         | 10        | 0         | 5         | 16        |
| M. Acres    | 11-25        | 6-6         | 18        | 2         | 4         | 28        |
| McGee       | 3-6          | 0-0         | 4         | 1         | 1         | 6         |
| Dorsey      | 9-12         | 0-2         | 4         | 8         | 4         | 18        |
| Miles       | 1-4          | 0-0         | 1         | 0         | 2         | 2         |
| Berry       | 1-2          | 0-0         | 1         | 3         | 3         | 2         |
| Brown       | 1-1          | 0-0         | 0         | 0         | 0         | 2         |
| Wilson      | 0-0          | 0-0         | 0         | 0         | 0         | 0         |
| Akin-Otiko  | 0-0          | 0-0         | 0         | 0         | 0         | 0         |
| Givens      | 0-0          | 0-0         | 0         | 0         | 0         | 0         |
| Harper      | 0-0          | 0-0         | 0         | 0         | 0         | 0         |
| <b>TEAM</b> | <b>37-86</b> | <b>9-11</b> | <b>44</b> | <b>19</b> | <b>22</b> | <b>83</b> |

| SCORE BY PERIODS | 1  | 2  | OT | TOT- |
|------------------|----|----|----|------|
| MEMPHIS STATE    | 46 | 46 | -  | 92   |
| ORAL ROBERTS     | 43 | 40 | -  | 83   |



### 2005-06 (21-12) • NCAA FIRST ROUND

**FIRST ROW (L TO R):** Adam Liberty, Jonathan Bluiitt, Moses Ehambe, Chris Riouse, Eric Fowlkes, Daren Jordan.

**SECOND ROW (L TO R):** Andrew Meloy, Larry Owens, Yemi Ogunoye, Mickey Michalec, Caleb Green, Marchello Vealy, Sylvester Spicer, Ken Tutt.

### 2005-06 RESULTS (21-12 OVERALL, 13-3 MID-CONTINENT CONFERENCE)

|         |                        |            |   |
|---------|------------------------|------------|---|
| Nov. 19 | Utah State             | 67-72 (OT) | L |
| Nov. 23 | vs. USC                | 68-48      | W |
| Nov. 25 | vs. Marquette          | 70-73      | L |
| Nov. 26 | vs. Monmouth           | 62-54      | W |
| Nov. 29 | St. Gregory's          | 90-52      | W |
| Dec. 3  | Tulsa                  | 68-52      | W |
| Dec. 7  | Missouri State         | 76-88      | L |
| Dec. 11 | at Northern Colorado   | 79-66      | W |
| Dec. 15 | at Louisiana-Lafayette | 74-95      | L |
| Dec. 20 | at Utah State          | 64-65      | L |
| Dec. 28 | at Oklahoma            | 73-81      | L |
| Dec. 31 | at Minnesota           | 54-67      | L |
| Jan. 2  | at Chicago State *     | 74-65      | W |
| Jan. 4  | at Southern Utah *     | 84-79      | W |
| Jan. 7  | Western Illinois *     | 83-66      | W |
| Jan. 9  | at Valparaiso *        | 60-80      | L |
| Jan. 14 | IUPUI *                | 86-76      | W |
| Jan. 19 | Oakland *              | 74-63      | W |

|         |                       |       |   |
|---------|-----------------------|-------|---|
| Jan. 24 | at Western Illinois * | 65-70 | L |
| Jan. 26 | Centenary *           | 74-53 | W |
| Jan. 30 | at UMKC *             | 74-56 | W |
| Feb. 2  | Southern Utah *       | 89-57 | W |
| Feb. 4  | Chicago State *       | 69-58 | W |
| Feb. 9  | at Oakland *          | 90-53 | W |
| Feb. 11 | at IUPUI *            | 75-80 | L |
| Feb. 16 | UMKC *                | 86-79 | W |
| Feb. 18 | at Montana            | 74-88 | L |
| Feb. 23 | at Centenary *        | 83-57 | W |
| Feb. 25 | Valparaiso *          | 87-78 | W |

#### MID-CONTINENT TOURNAMENT (TULSA, OKLA.)

|         |                      |       |   |
|---------|----------------------|-------|---|
| March 4 | vs. Western Illinois | 60-53 | W |
| March 6 | vs. Valparaiso       | 77-58 | W |
| March 7 | vs. Chicago State    | 85-72 | W |

#### NCAA TOURNAMENT (DALLAS, TEXAS)

|          |             |       |   |
|----------|-------------|-------|---|
| March 17 | vs. Memphis | 78-94 | L |
|----------|-------------|-------|---|

### 2005-06 ROSTER

| #  | NAME             | POS. | HT.  | CL. | HOMETOWN             |
|----|------------------|------|------|-----|----------------------|
| 1  | Ken Tutt         | G    | 6-1  | Jr. | Garland, Texas       |
| 2  | Chris Riouse     | G    | 6-2  | Sr. | Broken Arrow, Okla.  |
| 3  | Yemi Ogunoye     | F    | 6-9  | So. | Cedar Hill, Texas    |
| 4  | Larry Owens      | F    | 6-7  | Sr. | Mesa, Ariz.          |
| 10 | Marchello Vealy  | F    | 6-7  | Fr. | Oklahoma City, Okla. |
| 11 | Adam Liberty     | G    | 6-2  | Jr. | Oklahoma City, Okla. |
| 13 | Moses Ehambe     | G/F  | 6-5  | So. | Arlington, Texas     |
| 14 | Jonathan bluiitt | G    | 5-9  | So. | Oklahoma City, Okla. |
| 22 | Eric Fowlkes     | G/F  | 6-4  | Sr. | Milwaukee, Wisc.     |
| 23 | Daren Jordan     | G    | 5-11 | Fr. | Phoenix, Ariz.       |
| 30 | Caleb Green      | F    | 6-8  | Jr. | Tulsa, Okla.         |
| 33 | Andrew Meloy     | G/F  | 6-5  | Sr. | Houston, Texas       |
| 42 | Sylvester Spicer | F    | 6-6  | Fr. | Dallas, Texas        |
| 45 | Mickey Michalec  | C    | 6-11 | Sr. | Skiatook, Okla.      |

### 2005-06 LEADERS

#### SCORING

| PLAYER      | G  | PTS. | AVG. |
|-------------|----|------|------|
| Caleb Green | 33 | 686  | 20.8 |
| Ken Tutt    | 23 | 326  | 14.2 |
| Larry Owens | 33 | 412  | 12.5 |

#### REBOUNDING


| PLAYER      | G  | REB. | AVG. |
|-------------|----|------|------|
| Caleb Green | 33 | 290  | 8.8  |
| Larry Owens | 33 | 261  | 7.9  |

#### ASSISTS

| PLAYER           | G  | AST. | AVG. |
|------------------|----|------|------|
| Jonathan Bluiitt | 30 | 124  | 4.1  |
| Larry Owens      | 33 | 104  | 3.2  |

#### STEALS

| PLAYER           | G  | STL. | AVG. |
|------------------|----|------|------|
| Larry Owens      | 33 | 49   | 1.5  |
| Jonathan Bluiitt | 30 | 36   | 1.2  |



Despite being plagued by injuries to key players throughout the season, the Golden Eagles rallied down the regular-season's home stretch, tying for the Mid-Continent Conference regular-season title on the final day. ORU romped by Chicago State, 85-72, in the title game, earning the school's first NCAA Tournament berth in 22 years. Junior guard Ken Tutt, who earlier missed 10 conference games with a broken foot, earned Tournament MVP honors. Despite being a 16 seed for the NCAA Tournament, the Golden Eagles were much-ballyhooped, with some so-called "experts" labelling the Golden Eagles as the best No. 16 seed ever. Junior forward Caleb Green once again enjoyed a tremendous season, once again earning honorable mention All-America honors.

### 2005-06 NCAA TOURNAMENT 1ST ROUND

#### ORU VS. MEMPHIS (MARCH 17, 2006)

#### DALLAS, TEXAS (AMERICAN AIRLINES CENTER)

| ORU         | FG-FGA       | 3FG-3FGA    | FT-FTA       | REB       | AST       | BLK      | STL      | PF        | PTS       |
|-------------|--------------|-------------|--------------|-----------|-----------|----------|----------|-----------|-----------|
| Tutt        | 5-11         | 2-5         | 1-2          | 0         | 4         | 0        | 0        | 2         | 11        |
| Owens       | 5-7          | 0-1         | 3-5          | 11        | 1         | 0        | 1        | 3         | 13        |
| Green       | 6-14         | 0-0         | 7-7          | 4         | 3         | 1        | 1        | 3         | 19        |
| Michalec    | 3-6          | 0-0         | 1-2          | 4         | 0         | 1        | 0        | 2         | 7         |
| Bluiitt     | 3-4          | 3-4         | 2-2          | 0         | 1         | 0        | 0        | 3         | 11        |
| Riouse      | 4-6          | 2-4         | 0-0          | 1         | 1         | 0        | 0        | 0         | 10        |
| Ogunoye     | 0-0          | 0-0         | 0-0          | 0         | 1         | 1        | 1        | 0         | 0         |
| Vealy       | 2-3          | 0-1         | 1-2          | 3         | 2         | 1        | 1        | 2         | 5         |
| Fowlkes     | 1-2          | 0-0         | 0-0          | 0         | 1         | 0        | 0        | 2         | 2         |
| <b>TEAM</b> | <b>28-53</b> | <b>7-15</b> | <b>15-20</b> | <b>24</b> | <b>14</b> | <b>4</b> | <b>4</b> | <b>17</b> | <b>78</b> |

| MEMPHIS         | FG-FGA       | 3FG-3FGA     | FT-FTA      | REB       | AST       | BLK      | STL       | PF        | PTS       |
|-----------------|--------------|--------------|-------------|-----------|-----------|----------|-----------|-----------|-----------|
| Williams        | 6-9          | 2-4          | 0-0         | 1         | 3         | 1        | 1         | 4         | 14        |
| Carney          | 7-14         | 3-8          | 2-5         | 5         | 0         | 0        | 1         | 2         | 19        |
| Dorsey          | 2-6          | 0-0          | 1-2         | 4         | 2         | 0        | 1         | 5         | 5         |
| Anderson        | 4-4          | 2-2          | 0-0         | 3         | 2         | 0        | 1         | 1         | 10        |
| Washington      | 4-7          | 1-3          | 3-4         | 2         | 6         | 0        | 3         | 3         | 14        |
| Williams        | 0-0          | 0-0          | 0-0         | 0         | 0         | 0        | 0         | 0         | 0         |
| Dozier          | 4-7          | 0-0          | 1-2         | 8         | 0         | 1        | 0         | 2         | 9         |
| Douglas-Roberts | 2-2          | 0-0          | 2-2         | 2         | 1         | 0        | 0         | 1         | 6         |
| Allen           | 4-6          | 3-5          | 0-1         | 1         | 2         | 0        | 2         | 0         | 11        |
| Cooper          | 3-6          | 0-0          | 0-0         | 5         | 0         | 0        | 1         | 3         | 6         |
| <b>TEAM</b>     | <b>37-61</b> | <b>11-22</b> | <b>9-16</b> | <b>33</b> | <b>16</b> | <b>2</b> | <b>10</b> | <b>21</b> | <b>94</b> |

| SCORE BY PERIODS | 1  | 2  | OT | TOT |
|------------------|----|----|----|-----|
| ORAL ROBERTS     | 39 | 39 | -  | 78  |
| MEMPHIS          | 51 | 43 | -  | 94  |



**2006-07 (23-11) • NCAA FIRST ROUND**

**FIRST ROW (L TO R):** Adam Liberty, Curtis Allen, Ken Tutt, Kelvin Sango, Daren Jordan, Ben Haynes, Matt Scherbenske.

**SECOND ROW (L TO R):** Moses Ehambe, Egidijus Budrikus, Marcus Lewis, Caleb Green, Shawn King, Yemi Ogunoye, Marchello Vealy, Sylvester Spicer.

**2006-07 RESULTS (23-11 OVERALL, 12-2 MID-CONTINENT CONFERENCE)**

|         |                     |       |   |
|---------|---------------------|-------|---|
| Nov. 10 | at Loyola Marymount | 65-68 | L |
| Nov. 15 | at #3 Kansas        | 78-71 | W |
| Nov. 21 | Louisiana-Lafayette | 54-51 | W |
| Nov. 25 | Panhandle State     | 91-41 | W |
| Nov. 28 | at Tulsa            | 57-75 | L |
| Dec. 2  | Akron               | 59-61 | L |
| Dec. 4  | Lamar               | 88-63 | W |
| Dec. 9  | at Georgetown       | 58-73 | L |
| Dec. 16 | at Chattanooga      | 72-76 | L |
| Dec. 19 | Montana             | 69-58 | W |
| Dec. 22 | at Arkansas         | 56-68 | L |
| Dec. 28 | vs. Seton Hall      | 76-74 | W |
| Dec. 29 | at BYU              | 62-72 | L |
| Dec. 30 | vs. Liberty         | 90-58 | W |
| Jan. 4  | Western Illinois *  | 65-46 | W |
| Jan. 6  | Valparaiso *        | 75-60 | W |
| Jan. 11 | at Southern Utah *  | 69-61 | W |
| Jan. 13 | at UMKCA            | 75-68 | W |

|  |                       |            |   |
|--|-----------------------|------------|---|
| Jan. 18  | Chicago State         | 59-53      | W |
| Jan. 20  | at Centenary *        | 89-66      | W |
| Jan. 25  | Oakland *             | 73-63      | W |
| Jan. 27  | IUPUI *               | 77-66      | W |
| Feb. 2   | at Valparaiso *       | 67-70 (OT) | L |
| Feb. 4   | at Western Illinois * | 67-60      | W |
| Feb. 8   | UMKC *                | 74-68      | W |
| Feb. 10  | Southern Utah *       | 79-57      | W |
| Feb. 15  | Centenary *           | 85-80      | W |
| Feb. 17  | Utah State            | 65-71      | L |
| Feb. 22  | at IUPUI *            | 83-73      | W |
| Feb. 24  | at Oakland *          | 84-85 (OT) | L |
| <b>MID-CONTINENT TOURNAMENT (TULSA, OKLA.)</b> |                       |            |   |
| March 4  | vs. Centenary         | 79-59      | W |
| March 5  | vs. IUPUI             | 83-73      | W |
| March 6  | vs. Oakland           | 71-67      | W |
| <b>NCAA TOURNAMENT (SACRAMENTO, CALIF)</b>     |                       |            |   |
| March 15                                       | vs. Washington State  | 54-70      | L |

**2006-07 ROSTER**

| #  | NAME              | POS. | HT.  | CL.   | HOMETOWN             |
|----|-------------------|------|------|-------|----------------------|
| 1  | Ken Tutt          | G    | 6-1  | Sr.   | Garland, Texas       |
| 3  | Yemi Ogunoye      | F    | 6-9  | Jr.   | Cedar Hill, Texas    |
| 4  | Curtis Allen      | G    | 6-4  | Jr.   | Long Beach, Calif.   |
| 5  | Kelvin Sango      | G    | 6-3  | So.   | Tulsa, Okla.         |
| 10 | Marchello Vealy   | G/F  | 6-7  | So.   | Oklahoma City, Okla. |
| 11 | Adam Liberty      | G    | 6-2  | Jr.   | Oklahoma City, Okla. |
| 12 | Matt Scherbenske  | G    | 6-3  | Fr.   | Lexington, Ky.       |
| 13 | Moses Ehambe      | G/F  | 6-6  | Jr.   | Arlington, Texas     |
| 20 | Egidijus Budrikis | G/F  | 6-4  | So.   | Silute, Lithuania    |
| 21 | Marcus Lewis      | F    | 6-8  | Jr.   | Long Beach, Calif.   |
| 23 | Daren Jordan      | G    | 5-11 | R-Fr. | Phoenix, Ariz.       |
| 30 | Caleb Green       | F    | 6-8  | Sr.   | Tulsa, Okla.         |
| 32 | Ben Haynes        | G    | 6-2  | So.   | Pullman, Wash.       |
| 33 | Shawn King        | C    | 6-10 | Jr.   | Bequia, St. Vincent  |
| 42 | Sylvester Spicer  | F    | 6-6  | R-Fr. | Dallas, Texas        |

**2006-07 LEADERS**

**SCORING**

| PLAYER          | G  | PTS. | AVG. |
|-----------------|----|------|------|
| Caleb Green     | 34 | 698  | 20.5 |
| Ken Tutt        | 34 | 551  | 16.2 |
| Marchello Vealy | 32 | 245  | 7.7  |

**REBOUNDING**


| PLAYER          | G  | REB. | AVG. |
|-----------------|----|------|------|
| Caleb Green     | 34 | 315  | 9.3  |
| Marchello Vealy | 32 | 190  | 5.9  |

**ASSISTS**

| PLAYER       | G  | AST. | AVG. |
|--------------|----|------|------|
| Adam Liberty | 34 | 99   | 2.9  |
| Caleb Green  | 34 | 87   | 2.5  |

**STEALS**

| PLAYER      | G  | STL. | AVG. |
|-------------|----|------|------|
| Caleb Green | 34 | 47   | 1.4  |
| Ken Tutt    | 34 | 36   | 1.1  |



With seniors Caleb Green and Ken Tutt leading the way, the Golden Eagles made history by making becoming the first ORU team to reach consecutive NCAA Tournaments. Green, who became the Mid-Continent Conference's all-time leader in points and rebounds, earned conference player of the year for the third time and captured Mid-Con Tournament MVP honors. Tutt hit a late three in the championship game to push ORU past Oakland, and also scored his 2,000th career point, making him and Green just the seventh duo in NCAA history to reach 2,000 together. On Nov. 15, ORU enjoyed the biggest regular-season victory in school history with a shocking 78-71 win at No. 3 Kansas.

**2006-07 NCAA TOURNAMENT 1ST ROUND**

**ORU VS. WASHINGTON STATE (MARCH 15, 2007)  
SACRAMENTO, CALIF (ARCO ARENA)**

| ORU         | FG-FGA       | 3FG-3FGA    | FT-FTA       | REB       | AST       | BLK      | STL      | PF        | PTS       |
|-------------|--------------|-------------|--------------|-----------|-----------|----------|----------|-----------|-----------|
| Ogunoye     | 0-0          | 0-0         | 1-2          | 4         | 0         | 0        | 0        | 0         | 1         |
| Green       | 4-16         | 0-0         | 4-9          | 8         | 4         | 0        | 1        | 3         | 13        |
| King        | 3-4          | 0-0         | 0-1          | 4         | 0         | 3        | 0        | 1         | 6         |
| Tutt        | 7-16         | 3-10        | 2-2          | 1         | 3         | 0        | 1        | 2         | 19        |
| Liberty     | 1-5          | 0-2         | 1-1          | 2         | 2         | 0        | 1        | 2         | 19        |
| Sango       | 0-0          | 0-0         | 0-0          | 2         | 0         | 1        | 1        | 1         | 0         |
| Vealy       | 1-4          | 0-1         | 0-0          | 8         | 1         | 0        | 0        | 1         | 2         |
| Ehambe      | 3-8          | 3-8         | 1-1          | 2         | 1         | 0        | 0        | 2         | 10        |
| <b>TEAM</b> | <b>19-53</b> | <b>6-21</b> | <b>10-16</b> | <b>34</b> | <b>11</b> | <b>4</b> | <b>3</b> | <b>13</b> | <b>54</b> |

| WASHINGTON ST. | FG-FGA       | 3FG-3FGA    | FT-FTA       | REB       | AST       | BLK      | STL      | PF        | PTS       |
|----------------|--------------|-------------|--------------|-----------|-----------|----------|----------|-----------|-----------|
| Weaver         | 5-8          | 0-0         | 0-0          | 8         | 4         | 0        | 1        | 3         | 10        |
| Baygill        | 3-8          | 0-0         | 1-2          | 5         | 0         | 2        | 1        | 4         | 7         |
| Baynes         | 1-5          | 0-0         | 0-0          | 2         | 0         | 0        | 0        | 3         | 2         |
| Low            | 5-7          | 2-4         | 0-0          | 4         | 3         | 0        | 1        | 3         | 12        |
| Rochestie      | 6-14         | 1-4         | 2-2          | 5         | 4         | 0        | 0        | 0         | 15        |
| Hopson         | 0-2          | 0-0         | 0-0          | 0         | 0         | 0        | 0        | 1         | 0         |
| Harmeling      | 2-5          | 1-3         | 0-0          | 2         | 0         | 1        | 0        | 2         | 5         |
| Clark          | 5-8          | 1-2         | 8-8          | 6         | 1         | 5        | 0        | 0         | 19        |
| <b>TEAM</b>    | <b>27-57</b> | <b>5-13</b> | <b>11-12</b> | <b>36</b> | <b>12</b> | <b>8</b> | <b>3</b> | <b>16</b> | <b>70</b> |

| SCORE BY PERIODS | 1  | 2  | OT | TOT |
|------------------|----|----|----|-----|
| ORAL ROBERTS     | 28 | 26 | -  | 54  |
| WASHINGTON STATE | 26 | 44 | -  | 70  |





### 2007-08 (24-9) • NCAA FIRST ROUND

**FIRST ROW (L TO R):** Jonathan Dunn, Ben Haynes, Moses Ehambe, Kelvin Sango, Robert Jarvis, Curtis Allen, Joe Moore.

**SECOND ROW (L TO R):** Adam Liberty, Kyron Stokes, Marchello Vealy, Yemi Ogunoye, Shawn King, Kevin Ford, Marcus Lewis, Andre Hardy.

### 2007-08 RESULTS (24-9 OVERALL, 16-2 SUMMIT LEAGUE)

|         |                          |       |   |
|---------|--------------------------|-------|---|
| Nov. 9  | Southwestern Okla. State | 84-59 | W |
| Nov. 13 | at Texas A&M             | 53-67 | L |
| Nov. 14 | vs. A&M-Corpus Christi   | 81-86 | L |
| Nov. 20 | Louisiana-Lafayette      | 62-53 | W |
| Nov. 24 | at Lamar                 | 65-57 | W |
| Nov. 27 | Tulsa                    | 84-70 | W |
| Dec. 1  | at Arkansas              | 51-62 | L |
| Dec. 6  | North Dakota State *     | 69-57 | W |
| Dec. 8  | South Dakota State *     | 80-51 | W |
| Dec. 18 | at Texas                 | 56-66 | L |
| Dec. 20 | vs. Oklahoma State       | 74-59 | W |
| Dec. 29 | at Utah State            | 55-76 | L |
| Jan. 5  | at Centenary *           | 71-62 | W |
| Jan. 10 | at Fort Wayne *          | 68-56 | W |
| Jan. 12 | at Oakland *             | 66-60 | W |
| Jan. 17 | IUPUI *                  | 64-63 | W |
| Jan. 19 | Western Illinois *       | 76-55 | W |
| Jan. 24 | at UMKC *                | 75-47 | W |

|  |                         |       |   |
|--|-------------------------|-------|---|
| Jan. 26  | at Southern Utah *      | 80-75 | W |
| Feb. 2   | Centenary *             | 73-62 | W |
| Feb. 7   | Oakland *               | 60-53 | W |
| Feb. 9   | Fort Wayne *            | 88-56 | W |
| Feb. 14  | at Western Illinois *   | 76-71 | W |
| Feb. 16  | at IUPUI *              | 66-69 | L |
| Feb. 19  | Southern Utah *         | 71-62 | W |
| Feb. 21  | UMKC *                  | 72-64 | W |
| Feb. 23  | Creighton               | 64-65 | L |
| Feb. 28  | at South Dakota State * | 67-52 | W |
| March 1  | at North Dakota State * | 55-68 | L |
| <b>SUMMIT LEAGUE TOURNAMENT (TULSA, OKLA.)</b> |                         |       |   |
| March 8  | vs. Centenary           | 84-56 | W |
| March 10                                       | vs. Fort Wayne          | 58-42 | W |
| March 11                                       | vs. IUPUI               | 71-64 | W |
| <b>NCAA TOURNAMENT (DENVER, COLO.)</b>         |                         |       |   |
| March 20                                       | vs. Pittsburgh          | 63-82 | L |

### 2007-08 ROSTER

| #  | NAME            | POS. | HT.  | CL. | HOMETOWN             |
|----|-----------------|------|------|-----|----------------------|
| 2  | Andre Hardy     | F    | 6-6  | Fr. | San Diego, Calif.    |
| 3  | Yemi Ogunoye    | G/F  | 6-9  | Sr. | Cedar Hill, Texas    |
| 4  | Curtis Allen    | G    | 6-4  | Jr. | Long Beach, Calif.   |
| 5  | Kelvin Sango    | G    | 6-3  | Jr. | Tulsa, Okla.         |
| 10 | Robert Jarvis   | G    | 5-11 | Jr. | Humble, Texas        |
| 11 | Adam Liberty    | G    | 6-2  | Sr. | Oklahoma City, Okla. |
| 12 | Jonathan Dunn   | G    | 6-3  | Fr. | Toledo, Ohio         |
| 13 | Moses Ehambe    | G/F  | 6-6  | Sr. | Arlington, Texas     |
| 21 | Marcus Lewis    | F    | 6-8  | Jr. | Long Beach, Calif.   |
| 23 | Joe Moore       | G    | 6-0  | So. | Tulsa, Okla.         |
| 25 | Kyron Stokes    | G    | 6-4  | Fr. | Mansfield, Texas     |
| 32 | Ben Haynes      | G    | 6-2  | Jr. | Pullman, Wash.       |
| 33 | Shawn King      | C    | 6-10 | Sr. | Bequia, St. Vincent  |
| 44 | Marchello Vealy | G/F  | 6-7  | Jr. | Oklahoma City, Okla. |

### 2007-08 LEADERS

#### SCORING

| PLAYER        | G  | PTS. | AVG. |
|---------------|----|------|------|
| Robert Jarvis | 30 | 483  | 16.1 |
| Moses Ehambe  | 33 | 387  | 11.7 |
| Shawn King    | 33 | 320  | 9.7  |

#### REBOUNDING


| PLAYER       | G  | REB. | AVG. |
|--------------|----|------|------|
| Shawn King   | 33 | 213  | 6.5  |
| Marcus Lewis | 33 | 181  | 5.5  |

#### ASSISTS

| PLAYER        | G  | AST. | AVG. |
|---------------|----|------|------|
| Adam Liberty  | 33 | 110  | 3.3  |
| Robert Jarvis | 30 | 61   | 2.0  |

#### STEALS

| PLAYER        | G  | STL. | AVG. |
|---------------|----|------|------|
| Robert Jarvis | 30 | 31   | 1.0  |
| Adam Liberty  | 33 | 27   | 0.8  |



Seniors Moses Ehambe, Shawn King, Adam Liberty and Yemi Ogunoye guided ORU to a 24-9 overall record and a 16-2 Summit League mark, which included a record 13-0 start. Regular-season wins over Tulsa and Oklahoma State signaled the latest edition of the Golden Eagles was no fluke. Head coach Scott Sutton earned a long overdue nod as Summit League Coach of the Year. Junior guard Robert Jarvis sparked ORU's offense off the bench, leading the nation's reserves in scoring at 16.1 points per game on his way to Summit League Sixth Man of the Year. Ogunoye earned Summit League Defensive Player of the Year, and Ehambe, on the strength of a record eight three-pointers in the opening round and 25 points in the championship game, earned Summit League Tournament MVP honors.

### 2007-08 NCAA TOURNAMENT 1ST ROUND

#### ORU VS. PITTSBURGH (MARCH 17, 2008) DENVER, COLO. (PEPSI CENTER)

| ORU         | FG-FGA       | 3FG-3FGA    | FT-FTA       | REB       | AST       | BLK      | STL      | PF        | PTS       |
|-------------|--------------|-------------|--------------|-----------|-----------|----------|----------|-----------|-----------|
| Ogunoye     | 1-2          | 0-0         | 2-2          | 3         | 1         | 1        | 2        | 0         | 4         |
| Lewis       | 0-1          | 0-0         | 0-0          | 2         | 1         | 0        | 1        | 1         | 0         |
| King        | 4-9          | 0-0         | 2-3          | 1         | 0         | 3        | 1        | 2         | 10        |
| Liberty     | 1-8          | 0-1         | 0-0          | 3         | 4         | 1        | 1        | 3         | 2         |
| Ehambe      | 4-10         | 4-8         | 1-2          | 4         | 0         | 0        | 0        | 1         | 13        |
| Hardy       | 6-11         | 0-0         | 3-6          | 9         | 1         | 0        | 0        | 0         | 15        |
| Allen       | 0-1          | 0-0         | 0-0          | 0         | 0         | 0        | 0        | 1         | 0         |
| Sango       | 0-2          | 0-1         | 0-0          | 0         | 0         | 0        | 0        | 1         | 0         |
| Jarvis      | 5-17         | 4-10        | 2-2          | 7         | 3         | 0        | 1        | 2         | 16        |
| Moore       | 0-0          | 0-0         | 0-0          | 0         | 0         | 0        | 0        | 0         | 0         |
| Haynes      | 0-0          | 0-0         | 0-0          | 0         | 0         | 0        | 0        | 0         | 0         |
| Vealy       | 1-2          | 1-2         | 0-0          | 3         | 0         | 0        | 0        | 0         | 3         |
| <b>TEAM</b> | <b>22-63</b> | <b>9-22</b> | <b>10-15</b> | <b>33</b> | <b>10</b> | <b>5</b> | <b>6</b> | <b>11</b> | <b>63</b> |

| PITTSBURGH  | FG-FGA       | 3FG-3FGA    | FT-FTA       | REB       | AST       | BLK      | STL      | PF        | PTS       |
|-------------|--------------|-------------|--------------|-----------|-----------|----------|----------|-----------|-----------|
| Benjamin    | 3-10         | 1-5         | 5-6          | 9         | 5         | 0        | 0        | 1         | 12        |
| Young       | 6-11         | 1-3         | 1-1          | 6         | 1         | 1        | 0        | 4         | 14        |
| Blair       | 4-8          | 0-0         | 0-0          | 10        | 0         | 0        | 3        | 4         | 8         |
| Fields      | 8-15         | 4-7         | 3-3          | 4         | 7         | 0        | 1        | 0         | 23        |
| Ramon       | 4-9          | 2-5         | 0-0          | 3         | 1         | 0        | 0        | 0         | 10        |
| Biggs       | 0-3          | 0-0         | 0-0          | 9         | 1         | 0        | 0        | 3         | 0         |
| Brown       | 6-10         | 0-2         | 0-1          | 3         | 1         | 0        | 1        | 1         | 12        |
| Wanamaker   | 0-2          | 0-0         | 0-0          | 2         | 1         | 0        | 0        | 0         | 0         |
| Frye        | 0-0          | 0-0         | 0-0          | 0         | 0         | 0        | 0        | 0         | 0         |
| Polen       | 0-0          | 0-0         | 0-0          | 1         | 0         | 0        | 0        | 0         | 0         |
| McGhee      | 1-1          | 0-0         | 1-2          | 1         | 0         | 0        | 0        | 0         | 3         |
| <b>TEAM</b> | <b>32-69</b> | <b>8-22</b> | <b>10-13</b> | <b>50</b> | <b>17</b> | <b>1</b> | <b>5</b> | <b>13</b> | <b>82</b> |

| SCORE BY PERIODS | 1  | 2  | OT | TOT |
|------------------|----|----|----|-----|
| ORAL ROBERTS     | 24 | 39 | -  | 63  |
| PITTSBURGH       | 47 | 35 | -  | 82  |



**2020-21 (18-11) • NCAA SWEET 16**

**FIRST ROW (L TO R):** DeShang Weaver, Francis Lācis, Kareem Thompson, Ismael Plet, Kevin Obanor, Nate Clover III, Elijah Lufile, Jonathan Alexandre, Sheldon Stevens.

**SECOND ROW (L TO R):** D'Mauria Jones, Justin Lovvorn, Jamie Bergens, Lorenz Ross, Max Abmas, RJ Glasper, Carlos Jürgens.

**2020-21 RESULTS (18-11 OVERALL, 10-5 SUMMIT LEAGUE)**

|         |                        |        |   |
|---------|------------------------|--------|---|
| Nov. 25 | at Missouri            | 64-91  | L |
| Nov. 28 | Rogers State           | 93-63  | W |
| Dec. 2  | at Wichita State       | 80-85  | L |
| Dec. 8  | at Oklahoma State      | 78-83  | L |
| Dec. 12 | Southwestern Christian | 111-58 | W |
| Dec. 15 | Bacone                 | 96-65  | W |
| Dec. 16 | at Oklahoma            | 65-79  | L |
| Dec. 20 | at Arkansas            | 76-87  | L |
| Jan. 2  | at Omaha *             | 95-83  | W |
| Jan. 3  | at Omaha *             | 86-75  | W |
| Jan. 8  | North Dakota *         | 71-72  | L |
| Jan. 9  | North Dakota *         | 74-57  | W |
| Jan. 15 | at Denver *            | 88-84  | W |
| Jan. 16 | at Denver *            | 91-82  | W |
| Jan. 23 | Kansas City *          | 60-58  | W |
| Jan. 24 | Kansas City *          | 76-81  | L |

|   |                         |            |   |
|---|-------------------------|------------|---|
| Feb. 5  | at North Dakota State * | 54-61      | L |
| Feb. 6  | at North Dakota State * | 80-74      | W |
| Feb. 13   | South Dakota State *    | 103-86     | W |
| Feb. 14   | South Dakota State *    | 80-95      | L |
| Feb. 20   | South Dakota *          | 84-86      | L |
| Feb. 27   | Western Illinois *      | 85-81      | W |
| Feb. 28   | Western Illinois *      | 95-59      | W |
| <b>SUMMIT LEAGUE TOURNAMENT (SIOUX FALLS, S.D.)</b> |                         |            |   |
| March 7   | vs. North Dakota        | 76-65      | W |
| March 8   | vs. South Dakota State  | 90-88      | W |
| March 9   | vs. North Dakota State  | 75-72      | W |
| <b>NCAA TOURNAMENT (INDIANAPOLIS, IND.)</b>         |                         |            |   |
| March 19  | vs. Ohio State          | 75-72 (OT) | W |
| March 21  | vs. Florida             | 81-78      | W |
| March 27  | vs. Arkansas            | 70-72      | L |

**2020-21 ROSTER**

| #  | NAME               | POS. | HT. | CL. | HOMETOWN               |
|----|--------------------|------|-----|-----|------------------------|
| 0  | Kevin Obanor       | F    | 6-8 | Jr. | Houston, Texas         |
| 1  | Elijah Lufile      | F/C  | 6-8 | Jr. | Milton, Ontario        |
| 2  | Kareem Thompson    | G    | 6-6 | So. | Florence, Ala.         |
| 3  | Max Abmas          | G    | 6-1 | So. | Rockwall, Texas        |
| 4  | Jamie Bergens      | G    | 6-2 | Fr. | Almere, Netherlands    |
| 5  | D'Mauria Jones     | G    | 6-3 | Sr. | Los Angeles, Calif.    |
| 10 | RJ Glasper         | G    | 6-0 | Sr. | Forrest City, Ark.     |
| 11 | Carlos Jürgens     | G    | 6-5 | So. | Tartu, Estonia         |
| 12 | Justin Lovvorn     | G    | 6-3 | Sr. | Dallas, Texas          |
| 13 | Nate Clover III    | C    | 6-8 | Fr. | Port Arthur, Texas     |
| 14 | DeShang Weaver     | F    | 6-8 | So. | Houston, Texas         |
| 22 | Francis Lācis      | F    | 6-7 | Jr. | Riga, Latvia           |
| 23 | Sheldon Stevens    | G    | 6-3 | Jr. | Grandview, Mo.         |
| 30 | Jonathan Alexandre | G    | 6-6 | Fr. | Petion-Ville, Haiti    |
| 45 | Ismael Plet        | F    | 6-7 | Fr. | Amsterdam, Netherlands |

**2020-21 LEADERS**

**SCORING**

| PLAYER          | G  | PTS. | AVG. |
|-----------------|----|------|------|
| Max Abmas       | 28 | 686  | 24.5 |
| Kevin Obanor    | 28 | 524  | 18.7 |
| Kareem Thompson | 29 | 251  | 8.7  |

**REBOUNDING**

| PLAYER          | G  | REB. | AVG. |
|-----------------|----|------|------|
| Kevin Obanor    | 28 | 270  | 9.6  |
| Francis Lācis   | 29 | 107  | 3.7  |
| Kareem Thompson | 29 | 107  | 3.7  |

**ASSISTS**

| PLAYER          | G  | AST. | AVG. |
|-----------------|----|------|------|
| Max Abmas       | 28 | 106  | 3.8  |
| Kareem Thompson | 29 | 56   | 1.9  |

**STEALS**

| PLAYER          | G  | STL. | AVG. |
|-----------------|----|------|------|
| Max Abmas       | 28 | 41   | 1.5  |
| Kareem Thompson | 29 | 31   | 1.1  |



Behind the one-two punch of Max Abmas, CBS Sports Third-Team All-American, Summit League Player of the Year and the nation's leading scorer (24.5 ppg), and Kevin Obanor, a College Insider Mid-Major All-American, the Golden Eagles were the Cinderella story of March. They were the highest scoring duo in the country combining to post 43.2 points per game, including an incredible 50.0 points per game during the NCAA Tournament. ORU rattled off seven-consecutive wins, including three in three days, for its first Summit League title in 13 years before a pair of historical upsets on the national stage. The Golden Eagles became just the second team in NCAA Tournament history to reach the Sweet 16 as a No. 15 seed taking down No. 2 Ohio State and No. 7 Florida. ORU closed the season leading the NCAA in 3-pointers made per game (11.1) and free-throw percentage (82.1), while having the 14th-highest scoring offense in the nation (81.1).

2021 OFFICIAL NCAA DIVISION I MEN'S BASKETBALL CHAMPIONSHIP GUIDE

**INSIDE:**  
 Information on ALL 68 TEAMS  
 Updated BRACKET  
 Tournament RECAPS

NCAA.com  
 Sweet Sixteen MARCH 27-28 | Elite Eight MARCH 29-30  
 @MARCHMADNESS #MARCHMADNESS





## 2020-21 NCAA TOURNAMENT 1ST ROUND

## 2020-21 NCAA TOURNAMENT 1ST ROUND



Official Basketball Box Score - Final  
**Oral Roberts at Ohio St.**  
 03/19/21 Mackey Arena, West Lafayette  
 NCAA Division I Men's Basketball Championship - First Round

Game Time: 3:02 PM  
 Game Duration: 2:16

Oral Roberts - 75

Record: 17-10

| NO.           | Name            | Min     | FG    |       | 3P    |     | FT |    | Rebounds |    | Fouls |    | TP | AS | TO | ST | Blocks |    | +/- |
|---------------|-----------------|---------|-------|-------|-------|-----|----|----|----------|----|-------|----|----|----|----|----|--------|----|-----|
|               |                 |         | M-A   | M-A   | M-A   | M-A | OR | DR | OR       | DR | PF    | FD |    |    |    |    | BS     | BA |     |
| 00            | Kevin Obanor    | F 45:00 | 9-21  | 5-12  | 7-7   | 4   | 7  | 11 | 3        | 6  | 30    | 0  | 2  | 1  | 0  | 0  | 0      | 3  |     |
| 22            | Francis Lácis   | F 25:32 | 2-5   | 1-3   | 0-0   | 2   | 2  | 4  | 4        | 1  | 5     | 2  | 0  | 1  | 0  | 0  | 0      | 11 |     |
| 2             | Kareem Thompson | G 44:07 | 1-5   | 0-3   | 1-3   | 1   | 3  | 4  | 2        | 3  | 3     | 2  | 3  | 1  | 0  | 0  | 0      | 4  |     |
| 3             | Max Abrams      | G 45:00 | 10-24 | 5-10  | 4-6   | 1   | 4  | 5  | 1        | 6  | 29    | 3  | 1  | 2  | 0  | 3  | 3      |    |     |
| 11            | Carlos Jürgens  | G 41:44 | 2-8   | 0-3   | 2-2   | 0   | 3  | 3  | 1        | 6  | 6     | 0  | 5  | 0  | 2  | 4  |        |    |     |
| 14            | DeShang Weaver  | F 19:28 | 1-5   | 0-3   | 0-0   | 0   | 3  | 3  | 0        | 0  | 2     | 0  | 0  | 0  | 1  | 0  | 0      | -8 |     |
| 23            | Sheldon Stevens | G 04:09 | 0-2   | 0-1   | 0-0   | 0   | 0  | 0  | 0        | 0  | 0     | 0  | 0  | 0  | 0  | 0  | 0      | 2  |     |
| <b>Team</b>   |                 |         |       |       |       | 0   | 2  | 2  |          | 0  | 0     |    |    |    |    |    |        |    |     |
| <b>Totals</b> |                 |         | 25-70 | 11-35 | 14-18 | 8   | 24 | 32 | 16       | 17 | 75    | 13 | 6  | 10 | 1  | 5  | 3      |    |     |

Technical Fouls:NONE

| Shooting By Period  |             |
|---------------------|-------------|
| 1 <sup>st</sup> FG% | 14-36 38.9% |
| 3PT%                | 7-17 41.2%  |
| FT%                 | 1-2 50%     |
| 2 <sup>nd</sup> FG% | 6-29 27.6%  |
| 3PT%                | 4-17 23.5%  |
| FT%                 | 8-8 100%    |
| OTFG%               | 3-5 60.0%   |
| 3PT%                | 0-1 0.0%    |
| FT%                 | 5-8 62.5%   |
| GM FG%              | 25-70 35.7% |
| 3PT%                | 11-35 31.4% |
| FT%                 | 14-18 77.8% |

Dead Ball Rebounds: 4, 2

Ohio St. - 72

Record: 21-10

| NO.           | Name                 | Min     | FG    |      | 3P   |     | FT |    | Rebounds |    | Fouls |    | TP | AS | TO | ST | Blocks |    | +/- |
|---------------|----------------------|---------|-------|------|------|-----|----|----|----------|----|-------|----|----|----|----|----|--------|----|-----|
|               |                      |         | M-A   | M-A  | M-A  | M-A | OR | DR | OR       | DR | PF    | FD |    |    |    |    | BS     | BA |     |
| 10            | Justin Ahrens        | F 20:37 | 2-5   | 1-4  | 0-0  | 0   | 3  | 3  | 0        | 1  | 5     | 1  | 0  | 2  | 2  | 0  | 0      | -3 |     |
| 14            | Justice Stueling     | F 34:09 | 3-8   | 0-2  | 1-2  | 0   | 2  | 2  | 4        | 1  | 7     | 0  | 0  | 0  | 1  | 0  | 0      | -4 |     |
| 32            | E.J. Liddell         | F 38:33 | 10-15 | 1-3  | 2-4  | 6   | 8  | 14 | 4        | 4  | 23    | 5  | 5  | 0  | 1  | 0  | 0      | -2 |     |
| 2             | Musa Jallow          | G 31:41 | 1-3   | 0-0  | 1-2  | 1   | 2  | 3  | 3        | 1  | 3     | 3  | 3  | 0  | 1  | 1  | 1      | -2 |     |
| 4             | Duane Washington Jr. | G 42:37 | 7-21  | 3-12 | 1-3  | 1   | 9  | 10 | 3        | 3  | 18    | 3  | 3  | 0  | 0  | 0  | 0      | -9 |     |
| 13            | CJ Walker            | G 38:23 | 4-8   | 0-1  | 4-5  | 0   | 6  | 6  | 2        | 4  | 12    | 3  | 3  | 0  | 0  | 0  | 0      | -1 |     |
| 23            | Zed Key              | G 06:27 | 2-4   | 0-0  | 0-2  | 0   | 0  | 0  | 1        | 1  | 4     | 0  | 2  | 0  | 0  | 0  | 0      | -4 |     |
| 31            | Seth Towns           | G 12:13 | 0-3   | 0-1  | 0-0  | 2   | 4  | 6  | 0        | 1  | 0     | 0  | 0  | 0  | 0  | 0  | 0      | 1  |     |
| 3             | Eugene Brown III     | G 00:20 | 0-0   | 0-0  | 0-0  | 0   | 0  | 0  | 0        | 0  | 0     | 0  | 0  | 0  | 0  | 0  | 0      | 0  |     |
| <b>Team</b>   |                      |         |       |      |      | 3   | 2  | 0  |          | 0  |       |    |    |    |    |    |        |    |     |
| <b>Totals</b> |                      |         | 29-67 | 5-23 | 9-18 | 13  | 36 | 49 | 17       | 16 | 72    | 15 | 16 | 2  | 5  | 1  | -3     |    |     |

Technical Fouls:NONE

Dead Ball Rebounds: 8, 1

|                         | ORU                       | OSU                        |
|-------------------------|---------------------------|----------------------------|
| <b>Biggest lead</b>     | 7 (1 <sup>st</sup> 18:26) | 8 (1 <sup>st</sup> 9:17)   |
| <b>Best Scoring Run</b> | 9 (1 <sup>st</sup> 4:05)  | 10 (1 <sup>st</sup> 16:27) |
| <b>Lead Changes</b>     | 8                         |                            |
| <b>Times Tied</b>       | 7                         |                            |
| <b>Time with Lead</b>   | 24:57                     | 15:18                      |

| Points from          | ORU | OSU |
|----------------------|-----|-----|
| <b>Turnovers</b>     | 14  | 12  |
| <b>Paint</b>         | 26  | 40  |
| <b>Second Chance</b> | 8   | 13  |
| <b>Fast Breaks</b>   | 5   | 7   |
| <b>Bench</b>         | 2   | 16  |

| Period by Period Scoring | 1st | 2nd | OT1 | TOT |
|--------------------------|-----|-----|-----|-----|
| <b>ORU</b>               | 36  | 28  | 11  | 75  |
| <b>OSU</b>               | 33  | 31  | 8   | 72  |



Official Basketball Box Score - Final  
**Oral Roberts at Florida**  
 03/21/21 Indiana Farmers Coliseum, Indianapolis  
 2020-21 Men's Basketball

Game Time: 7:45 PM  
 Game Duration: 2:52  
 Attendance: 979

Oral Roberts - 81

Record: 18-10

| NO.           | Name            | Min     | FG    |       | 3P    |     | FT |    | Rebounds |    | Fouls |    | TP | AS | TO | ST | Blocks |    | +/- |
|---------------|-----------------|---------|-------|-------|-------|-----|----|----|----------|----|-------|----|----|----|----|----|--------|----|-----|
|               |                 |         | M-A   | M-A   | M-A   | M-A | OR | DR | OR       | DR | PF    | FD |    |    |    |    | BS     | BA |     |
| 00            | Kevin Obanor    | F 40:00 | 9-16  | 4-7   | 6-9   | 3   | 8  | 11 | 1        | 6  | 28    | 0  | 2  | 4  | 0  | 2  | 3      |    |     |
| 22            | Francis Lácis   | F 20:48 | 1-5   | 0-4   | 0-0   | 2   | 1  | 3  | 2        | 3  | 2     | 3  | 1  | 3  | 0  | 0  | 0      | 4  |     |
| 2             | Kareem Thompson | G 33:54 | 4-7   | 1-4   | 0-0   | 0   | 1  | 1  | 1        | 0  | 9     | 1  | 2  | 3  | 0  | 0  | 0      | -4 |     |
| 3             | Max Abrams      | G 40:00 | 6-14  | 2-7   | 12-12 | 0   | 2  | 3  | 7        | 26 | 7     | 5  | 2  | 0  | 1  | 3  |        |    |     |
| 11            | Carlos Jürgens  | G 35:33 | 4-6   | 1-2   | 0-1   | 0   | 3  | 3  | 2        | 9  | 1     | 1  | 0  | 0  | 0  | 0  | 4      |    |     |
| 14            | DeShang Weaver  | F 19:12 | 1-6   | 1-4   | 0-0   | 0   | 0  | 0  | 2        | 0  | 0     | 0  | 0  | 0  | 0  | 0  | -1     |    |     |
| 23            | Sheldon Stevens | G 10:32 | 1-3   | 1-2   | 1-1   | 0   | 0  | 0  | 0        | 0  | 0     | 0  | 0  | 0  | 0  | 0  | 6      |    |     |
| 5             | D'Mauria Jones  | G 00:01 | 0-0   | 0-0   | 0-0   | 0   | 0  | 0  | 0        | 0  | 0     | 0  | 0  | 0  | 0  | 0  | 0      |    |     |
| <b>Team</b>   |                 |         |       |       |       | 2   | 2  | 4  |          | 0  | 1     |    |    |    |    |    |        |    |     |
| <b>Totals</b> |                 |         | 26-57 | 10-30 | 19-23 | 7   | 17 | 24 | 11       | 19 | 81    | 12 | 12 | 12 | 0  | 3  | 3      |    |     |

Technical Fouls:NONE

| Shooting By Period  |             |
|---------------------|-------------|
| 1 <sup>st</sup> FG% | 12-29 41.4% |
| 3PT%                | 5-16 31.3%  |
| FT%                 | 8-11 72.7%  |
| 2 <sup>nd</sup> FG% | 14-28 50.0% |
| 3PT%                | 5-14 35.7%  |
| FT%                 | 11-12 91.7% |
| GM FG%              | 26-57 45.6% |
| 3PT%                | 10-30 33.3% |
| FT%                 | 19-23 82.6% |

Dead Ball Rebounds: 2, 0

Florida - 78

Record: 15-10

| NO.           | Name            | Min     | FG    |      | 3P  |     | FT |    | Rebounds |    | Fouls |    | TP | AS | TO | ST | Blocks |    | +/- |
|---------------|-----------------|---------|-------|------|-----|-----|----|----|----------|----|-------|----|----|----|----|----|--------|----|-----|
|               |                 |         | M-A   | M-A  | M-A | M-A | OR | DR | OR       | DR | PF    | FD |    |    |    |    | BS     | BA |     |
| 4             | Anthony Duruji  | F 21:36 | 4-6   | 0-2  | 0-0 | 3   | 2  | 5  | 3        | 1  | 8     | 1  | 1  | 0  | 0  | 0  | 0      | 5  |     |
| 12            | Colin Castleton | F 29:06 | 5-6   | 0-0  | 4-4 | 4   | 6  | 10 | 1        | 2  | 14    | 0  | 5  | 1  | 3  | 0  | -3     |    |     |
| 1             | Tre Mann        | G 36:33 | 8-16  | 3-8  | 0-1 | 0   | 7  | 3  | 1        | 19 | 4     | 4  | 0  | 0  | 0  | 0  | 0      |    |     |
| 10            | Noah Locke      | G 30:39 | 7-11  | 3-7  | 0-0 | 4   | 4  | 1  | 1        | 17 | 0     | 1  | 1  | 0  | 0  | 0  | 4      |    |     |
| 22            | Tyree Appleby   | G 36:27 | 5-11  | 1-4  | 3-3 | 0   | 2  | 3  | 5        | 14 | 5     | 3  | 3  | 0  | 0  | 0  | -9     |    |     |
| 15            | Osayi Osifo     | F 15:38 | 1-1   | 0-0  | 0-1 | 1   | 2  | 3  | 3        | 1  | 2     | 1  | 3  | 1  | 0  | 0  | -6     |    |     |
| 5             | Omari Payne     | G 10:54 | 2-4   | 0-0  | 0-0 | 1   | 2  | 2  | 0        | 4  | 1     | 1  | 0  | 0  | 0  | 0  | 0      |    |     |
| 23            | Scottie Lewis   | F 19:07 | 0-3   | 0-1  | 0-0 | 1   | 0  | 1  | 3        | 0  | 0     | 0  | 1  | 1  | 0  | 0  | -6     |    |     |
| <b>Team</b>   |                 |         |       |      |     | 1   | 2  | 3  |          | 0  | 1     |    |    |    |    |    |        |    |     |
| <b>Totals</b> |                 |         | 32-58 | 7-22 | 7-9 | 11  | 26 | 37 | 19       | 11 | 78    | 12 | 20 | 7  | 3  | 0  | -3     |    |     |

Technical Fouls:NONE

|                         | ORU                      | FLA                        |
|-------------------------|--------------------------|----------------------------|
| <b>Biggest lead</b>     | 3 (2 <sup>nd</sup> 0:16) | 11 (2 <sup>nd</sup> 16:35) |
| <b>Best Scoring Run</b> | 6 (1 <sup>st</sup> 6:21) | 6 (1 <sup>st</sup> 14:34)  |
| <b>Lead Changes</b>     | 14                       |                            |
| <b>Times Tied</b>       | 3                        |                            |
| <b>Time with Lead</b>   | 05:21                    | 32:54                      |

| Points from          | ORU | FLA |
|----------------------|-----|-----|
| <b>Turnovers</b>     | 23  | 13  |
| <b>Paint</b>         | 28  | 42  |
| <b>Second Chance</b> | 7   | 12  |
| <b>Fast Breaks</b>   | 8   | 7   |
| <b>Bench</b>         | 7   | 6   |

| Period by Period Scoring | 1st | 2nd | TOT |
|--------------------------|-----|-----|-----|
| <b>ORU</b>               | 37  | 44  | 81  |
| <b>FLA</b>               | 42  | 36  | 78  |

## 2020-21 NCAA TOURNAMENT 1ST ROUND



Official Basketball Box Score - Final  
**Oral Roberts at Arkansas**  
 03/21/21 Bankers Life Fieldhouse, Indianapolis, IN  
 NCAA Division I Men's Basketball Championship - Sweet 16

Game Time: 7:30 PM  
 Game Duration: 1:59



Oral Roberts - 70

Record: 18-11

| NO. | Name            | Min     | FG   |     | 3P  |     | FT |    | Rebounds |    | Fouls |    | TP | AS | TO | ST | Blocks |    | +/- |
|-----|-----------------|---------|------|-----|-----|-----|----|----|----------|----|-------|----|----|----|----|----|--------|----|-----|
|     |                 |         | M-A  | M-A | M-A | M-A | OR | DR | OR       | DR | PF    | FD |    |    |    |    | BS     | BA |     |
| 0   | Kevin Obanor    | F 40:00 | 4-7  | 1-4 | 3-3 | 0   | 11 | 11 | 2        | 5  | 12    | 1  | 4  | 0  | 0  | 0  | 0      | -2 |     |
| 22  | Francis Lácis   | F 29:23 | 4-6  | 2-4 | 1-2 | 2   | 4  | 6  | 4        | 2  | 11    | 3  | 1  | 1  | 3  | 0  | 0      | 4  |     |
| 2   | Kareem Thompson | G 37:28 | 4-8  | 1-5 | 0-0 | 0   | 6  | 6  | 0        | 9  | 5     | 1  | 2  | 1  | 0  | 0  | 4      |    |     |
| 3   | Max Abrams      | G 40:00 | 8-19 | 3-8 | 6-8 | 1   | 1  | 2  | 3        | 6  | 25    | 4  | 5  | 0  | 0  | 0  | -2     |    |     |
| 11  | Carlos Jürgens  | G 34:47 | 6-13 | 1-4 | 0-0 | 2   | 4  | 6  | 4        | 4  | 13    | 2  | 2  | 0  | 0  | 3  | 8      |    |     |
| 14  | DeShang Weaver  | F 10:37 | 0-4  | 0-3 | 0-0 | 0   | 1  | 1  | 1        | 0  | 0     | 1  | 0  | 0  | 0  | 0  | -4     |    |     |
| 23  | Sheldon         |         |      |     |     |     |    |    |          |    |       |    |    |    |    |    |        |    |     |



### 2022-23 RESULTS (30-5 OVERALL, 18-0 SUMMIT LEAGUE)

|         |                     |        |   |
|---------|---------------------|--------|---|
| Nov. 9  | at Saint Mary's     | 70-78  | L |
| Nov. 13 | John Brown          | 95-62  | W |
| Nov. 14 | at #3 Houston       | 45-83  | L |
| Nov. 20 | at Texas Southern   | 82-64  | W |
| Nov. 24 | Oklahoma Baptist    | 98-86  | W |
| Nov. 27 | at (RV) Utah State  | 85-95  | L |
| Dec. 1  | Rogers State        | 81-70  | W |
| Dec. 6  | Ozark Christian     | 116-68 | W |
| Dec. 8  | at Tulsa            | 77-66  | W |
| Dec. 18 | Central Arkansas    | 111-78 | W |
| Dec. 20 | Liberty             | 84-70  | W |
| Dec. 29 | Missouri State      | 80-77  | W |
| Jan. 5  | South Dakota State* | 79-40  | W |
| Jan. 10 | at Omaha*           | 92-89  | W |
| Jan. 12 | at Denver*          | 80-62  | W |
| Jan. 17 | Kansas City*        | 74-71  | W |
| Jan. 19 | at (RV) New Mexico  | 75-82  | L |
| Jan. 24 | Western Illinois*   | 87-63  | W |
| Jan. 26 | St. Thomas*         | 81-69  | W |

|   |                        |        |   |
|---|------------------------|--------|---|
| Feb. 2  | at North Dakota State* | 92-69  | W |
| Feb. 7  | at North Dakota*       | 84-72  | W |
| Feb. 9  | Denver*                | 102-61 | W |
| Feb. 14   | Omaha*                 | 73-64  | W |
| Feb. 16   | South Dakota*          | 103-53 | W |
| Feb. 19   | at Kansas City*        | 85-57  | W |
| Feb. 21   | at St. Thomas*         | 95-88  | W |
| Feb. 23   | at Western Illinois*   | 82-73  | W |
| Feb. 28   | North Dakota*          | 73-70  | W |
| March 1   | North Dakota State*    | 74-66  | W |
| Feb. 23   | at South Dakota        | 82-70  | W |
| Feb. 25   | at South Dakota State  | 69-65  | W |
| <b>SUMMIT LEAGUE TOURNAMENT (SIOUX FALLS, S.D.)</b> |                        |        |   |
| March 4   | vs. North Dakota       | 96-80  | W |
| March 6   | vs. St. Thomas         | 70-65  | W |
| March 7   | vs. North Dakota State | 92-58  | W |
| <b>NCAA TOURNAMENT (ORLANDO, FL.)</b>               |                        |        |   |
| March 16  | vs. Duke               | 51-74  | L |

### 2022-23 ROSTER

| #  | NAME             | POS. | HT.  | CL.   | HOMETOWN           |
|----|------------------|------|------|-------|--------------------|
| 0  | Demari Williams  | G    | 6-6  | So.   | Houston, Texas     |
| 2  | Kareem Thompson  | G    | 6-5  | Sr.   | Florence, Ala.     |
| 3  | Max Abmas        | G    | 6-0  | Sr.   | Rockwall, Texas    |
| 4  | Jake Shannon     | G    | 6-4  | So.   | Ada, Okla.         |
| 5  | Cam Amboree      | G    | 6-2  | Fr.   | Pearland, Texas    |
| 10 | Issac McBride    | G    | 6-1  | Jr.   | Little Rock, Ark.  |
| 11 | Carlos Jurgens   | G    | 6-5  | R-Sr. | Tartu, Estonia     |
| 13 | Nate Clover III  | C    | 6-8  | Jr.   | Port Arthur, Texas |
| 14 | DeShang Weaver   | F    | 6-7  | R-Sr. | Houston, Texas     |
| 20 | Trey Phipps      | G    | 6-2  | Jr.   | Tulsa, Okla.       |
| 23 | Sir Issac Herron | F    | 6-9  | So.   | Houston, Texas     |
| 25 | Elijah Lawrence  | G    | 5-11 | So.   | Bellaire, Texas    |
| 32 | Patrick Mwamba   | F    | 6-7  | Jr.   | Kinshasa, Congo    |
| 35 | Connor Vanover   | F    | 7-5  | Sr.   | Little Rock, Ark.  |

### 2022-23 LEADERS

| SCORING | PLAYER         | G  | PTS. | AVG. |
|---------|----------------|----|------|------|
|         | Max Abmas      | 34 | 743  | 21.9 |
|         | Connor Vanover | 34 | 431  | 12.7 |
|         | Issac McBride  | 35 | 414  | 11.8 |

| REBOUNDING | PLAYER          | G  | REB. | AVG. |
|------------|-----------------|----|------|------|
|            | Connor Vanover  | 34 | 245  | 7.2  |
|            | Kareem Thompson | 35 | 201  | 5.7  |

| ASSISTS | PLAYER          | G  | AST. | AVG. |
|---------|-----------------|----|------|------|
|         | Max Abmas       | 34 | 136  | 4.0  |
|         | Kareem Thompson | 35 | 105  | 3.0  |

| STEALS | PLAYER          | G  | STL. | AVG. |
|--------|-----------------|----|------|------|
|        | Kareem Thompson | 35 | 46   | 1.3  |
|        | Max Abmas       | 34 | 38   | 1.1  |



Oral Roberts earned its seventh trip to the NCAA Tournament after winning its fifth Summit League Tournament Championship. ORU won its seventh Summit League regular season championship after going a perfect 18-0, the second team in league history to go undefeated. Max Abmas was named Summit League Player of the Year and to the league's First Team. Abmas earned a spot on the Naismith Player of the Year Watch List and the NABC Preseason Player of the Year Watch List as well as on the 2023 Bob Cousy Award Watch List and Wooden Top 50. He recently was named to the Cousy Award Top 10 Finalist list and the Naismith Midseason Player of the Year list. Abmas is a three-time All-American earning honorable mention honors by the Associated Press. Oral Roberts is the only team in the nation to go undefeated in conference play this season, and the only team to ever go undefeated in conference and tournament play and to win the tournament championship by 30-plus points.

### 2022-23 NCAA TOURNAMENT 1ST ROUND

#### ORU VS. DUKE (MARCH 16, 2023) ORLANDO, FL. (AMWAY CENTER)

| ORU         | FG-FGA       | 3FG-3FGA    | FT-FTA     | REB       | AST       | BLK      | STL      | PF       | PTS       |
|-------------|--------------|-------------|------------|-----------|-----------|----------|----------|----------|-----------|
| Abmas       | 4-15         | 2-9         | 2-2        | 3         | 5         | 1        | 0        | 2        | 12        |
| McBride     | 3-10         | 2-6         | 0-0        | 2         | 2         | 0        | 1        | 2        | 8         |
| Vanover     | 2-8          | 1-6         | 1-1        | 6         | 1         | 1        | 1        | 0        | 6         |
| Thompson    | 2-6          | 1-3         | 0-0        | 7         | 1         | 1        | 1        | 1        | 5         |
| Jurgens     | 1-9          | 0-1         | 0-0        | 3         | 0         | 0        | 0        | 0        | 2         |
| Mwamba      | 3-9          | 1-5         | 1-3        | 5         | 0         | 0        | 0        | 2        | 8         |
| Weaver      | 3-4          | 1-2         | 0-0        | 2         | 1         | 2        | 0        | 1        | 7         |
| Phipps      | 1-2          | 1-2         | 0-0        | 0         | 0         | 0        | 0        | 0        | 2         |
| Williams    | 0-0          | 0-0         | 1-2        | 0         | 0         | 0        | 0        | 0        | 1         |
| Shannon     | 0-0          | 0-0         | 0-0        | 0         | 0         | 0        | 0        | 0        | 0         |
| Amboree     | 0-0          | 0-0         | 0-0        | 0         | 0         | 0        | 0        | 0        | 0         |
| Clover III  | 0-0          | 0-0         | 0-0        | 0         | 0         | 0        | 0        | 0        | 0         |
| <b>TEAM</b> | <b>19-63</b> | <b>8-32</b> | <b>5-8</b> | <b>32</b> | <b>10</b> | <b>5</b> | <b>3</b> | <b>8</b> | <b>51</b> |

| DUKE        | FG-FGA       | 3FG-3FGA    | FT-FTA     | REB       | AST       | BLK      | STL      | PF        | PTS       |
|-------------|--------------|-------------|------------|-----------|-----------|----------|----------|-----------|-----------|
| Roach       | 9-17         | 1-5         | 4-4        | 2         | 3         | 0        | 1        | 3         | 23        |
| Mitchell    | 4-11         | 0-2         | 0-0        | 7         | 1         | 0        | 0        | 1         | 8         |
| Proctor     | 3-11         | 1-3         | 0-0        | 3         | 3         | 0        | 1        | 2         | 7         |
| Filipowski  | 2-7          | 2-7         | 2-4        | 9         | 2         | 0        | 4        | 2         | 6         |
| Lively II   | 2-3          | 0-0         | 0-0        | 12        | 1         | 6        | 0        | 2         | 4         |
| Whitehead   | 5-7          | 3-3         | 0-1        | 4         | 0         | 0        | 1        | 0         | 13        |
| Grandison   | 2-2          | 1-1         | 0-0        | 1         | 1         | 0        | 0        | 2         | 5         |
| Young       | 2-2          | 0-0         | 0-0        | 2         | 0         | 0        | 0        | 2         | 4         |
| Catchings   | 1-1          | 0-0         | 0-0        | 0         | 0         | 0        | 0        | 0         | 2         |
| Reeves      | 1-1          | 0-0         | 0-0        | 0         | 0         | 0        | 0        | 0         | 2         |
| Blakes      | 0-0          | 0-0         | 0-0        | 0         | 0         | 0        | 0        | 0         | 0         |
| Schutt      | 0-2          | 0-1         | 0-0        | 1         | 0         | 2        | 0        | 0         | 0         |
| Johns       | 0-0          | 0-0         | 0-0        | 1         | 0         | 0        | 0        | 0         | 0         |
| <b>TEAM</b> | <b>31-64</b> | <b>6-16</b> | <b>6-9</b> | <b>46</b> | <b>15</b> | <b>6</b> | <b>7</b> | <b>15</b> | <b>74</b> |




**1971-72 (26-2) • NIT SECOND ROUND**

**FIRST ROW (L TO R):** Assistant Coach Jack Sutter, Associate Coach Bloomer Sullivan, Tim Cameron, Larry Baker, Melvin Morton, Eddie Woods, Richard Lucas, Bill Herring, Ingram Montgomery, Sam McCamey, Richard Fuqua, Eldon Lawyer, Assistant Coach Dwayne Roe, Assistant Coach Art Polk.

**SECOND ROW (L TO R):** Manager Mike Hankins, Manager Donald Goff, Don Martinez, Stan Kerby, Mike McLaughlin, Milton Vaughn, Glenn Buntin, Jesse Traylor, President Oral Roberts, Head Coach Ken Trickey, Mike Lee, Greg Davis, Dwayne Roberson, Steve DeWeese, Joe Yates, Manager Jody Johnson, Manager John Davis.


**1971-72 RESULTS (26-2 OVERALL)**

|         |                     |              |   |
|---------|---------------------|--------------|---|
| Dec. 1  | at Illinois State   | 95-93        | W |
| Dec. 3  | Cal Poly            | 69-68        | W |
| Dec. 6  | at Morehead State   | 105-103 (OT) | W |
| Dec. 9  | vs. Hofstra         | 83-74        | W |
| Dec. 18 | at Murray State     | 87-94        | L |
| Dec. 20 | Los Angeles State   | 123-113      | W |
| Dec. 22 | Maine               | 110-66       | W |
| Dec. 29 | Connecticut         | 106-88       | W |
| Dec. 30 | Loyola Marymount    | 103-86       | W |
| Jan. 5  | St. Francis (Pa.)   | 125-104      | W |
| Jan. 10 | at Eastern Kentucky | 102-96       | W |
| Jan. 15 | Moorhead (Minn.)    | 116-77       | W |
| Jan. 17 | at Butler           | 118-107      | W |
| Jan. 20 | Idaho State         | 86-85        | W |
| Jan. 25 | at Lamar            | 109-95       | W |
| Jan. 28 | Louisiana Tech      | 109-104      | W |
| Jan. 31 | William Jewell      | 112-92       | W |

|  |                       |         |   |
|--|-----------------------|---------|---|
| Feb. 5   | Oglethorpe            | 126-93  | W |
| Feb. 12  | Fresno State          | 120-76  | W |
| Feb. 14  | Trinity               | 103-82  | W |
| Feb. 19  | West Texas State      | 114-84  | W |
| Feb. 24  | Union (Tenn.)         | 155-113 | W |
| Feb. 26  | at Boston University  | 87-78   | W |
| Feb. 28  | at Harvard            | 100-99  | W |
| March 3  | at Wisc.-Milwaukee    | 100-95  | W |
| March 6  | at Texas-Pan American | 108-91  | W |
| <b>NATIONAL INVITATION TOURNAMENT (NEW YORK, N.Y.)</b> |                       |         |   |
| March 18   | vs. Memphis State     | 94-74   | W |
| March 21   | vs. St. John's        | 78-94   | L |

**1971-72 ROSTER**

| #  | NAME              | POS. | HT.  | CL. | HOMETOWN            |
|----|-------------------|------|------|-----|---------------------|
| 10 | Tim Cameron       | G    | 6-0  | Sr. | Inola, Okla.        |
| 12 | Milton Vaughn     | G    | 6-1  | Sr. | Tamms, Ill.         |
| 14 | Eldon Lawyer      | G    | 6-1  | Sr. | Cassoday, Kan.      |
| 20 | Glenn Buntin      | G    | 6-3  | So. | Sand Springs, Okla. |
| 22 | Greg Davis        | G    | 6-2  | Jr. | Cleveland, Tenn.    |
| 24 | Richard Fuqua     | G    | 6-3  | Jr. | Chattanooga, Tenn.  |
| 30 | Eddie Woods       | C    | 6-7  | So. | Chattanooga, Tenn.  |
| 32 | Ingram Montgomery | F    | 6-6  | Jr. | Brooklyn, N.Y.      |
| 33 | Jesse Traylor     | G    | 6-2  | Jr. | Chattanooga, Tenn.  |
| 34 | Donald Martinez   | G    | 5-11 | Sr. | Taos, N.M.          |
| 40 | Melvin Morton     | F    | 6-6  | Jr. | Louisville, Ky.     |
| 44 | Larry Baker       | F    | 6-4  | Jr. | Chattanooga, Tenn.  |
| 52 | Sam McCamey       | F    | 6-5  | Sr. | Scottsboro, Ala.    |
| 53 | Bill Herring      | C    | 6-9  | So. | Jenks, Okla.        |
| 55 | Richard Lucas     | C    | 7-0  | So. | Fincastle, Va.      |



The 1971-72 edition of the 'run-and-gun' Titans featured guard Richard Fuqua, who would finish second in the nation among small-college players in scoring with a 35.9 average; forward Eddie Woods, who averaged 14.5 rebounds per game, still an ORU single-season high; and forward Sam McCamey, ORU's first draftee when he was selected in the eighth round of the 1972 draft by Boston. ORU reeled off a school-record 22 wins in a row, extending into the postseason with a 94-74 drubbing of Memphis State at Madison Square Garden in the opening round of the NIT. The 1971-72 team, which topped the century mark in scoring 20 times in 28 games, led the nation offensively with a 105.1 points per game average and in rebounding at 60.2 boards per game. ORU finished 16th in the final Associated Press ranking.

**1971-72 NIT 1ST ROUND**
**ORU VS. MEMPHIS STATE (MARCH 18, 1972)  
NEW YORK, N.Y. (MADISON SQUARE GARDEN)**

| ORU         | FG-FGA       | FT-FTA       | REB       | AST       | PF        | PTS       |
|-------------|--------------|--------------|-----------|-----------|-----------|-----------|
| Montgomery  | 3-8          | 2-5          | 6         | 1         | 2         | 8         |
| McCamey     | 3-6          | 0-2          | 2         | 0         | 5         | 6         |
| Woods       | 4-8          | 3-6          | 12        | 0         | 4         | 11        |
| Lawyer      | 6-16         | 1-1          | 5         | 8         | 0         | 13        |
| Fuqua       | 18-35        | 6-7          | 2         | 5         | 2         | 42        |
| Baker       | 6-8          | 1-4          | 7         | 1         | 1         | 13        |
| Vaughn      | 0-1          | 0-0          | 0         | 1         | 0         | 0         |
| Morton      | 0-2          | 1-2          | 2         | 0         | 0         | 1         |
| Martinez    | 0-0          | 0-0          | 0         | 0         | 0         | 0         |
| Taylor      | 0-0          | 0-0          | 0         | 0         | 0         | 0         |
| Cameron     | 0-1          | 0-0          | 0         | 0         | 0         | 0         |
| <b>TEAM</b> | <b>40-84</b> | <b>14-27</b> | <b>49</b> | <b>16</b> | <b>15</b> | <b>94</b> |

| MEMPHIS STATE | FG-FGA       | FT-FTA       | REB       | AST       | PF        | PTS       |
|---------------|--------------|--------------|-----------|-----------|-----------|-----------|
| Horton        | 5-14         | 0-0          | 8         | 0         | 2         | 10        |
| Holcomb       | 6-13         | 4-8          | 10        | 3         | 3         | 16        |
| Robinson      | 8-12         | 4-4          | 13        | 2         | 2         | 20        |
| Finch         | 7-12         | 6-7          | 0         | 2         | 5         | 20        |
| Laurie        | 1-5          | 0-0          | 6         | 1         | 1         | 2         |
| Andrews       | 0-1          | 0-0          | 0         | 0         | 2         | 0         |
| Tetzlaff      | 3-4          | 0-0          | 0         | 3         | 5         | 6         |
| Foxworth      | 0-1          | 0-0          | 0         | 0         | 2         | 0         |
| Christ        | 0-0          | 0-0          | 0         | 0         | 0         | 0         |
| McCurnan      | 0-0          | 0-0          | 0         | 0         | 0         | 0         |
| <b>Team</b>   | <b>30-62</b> | <b>14-19</b> | <b>45</b> | <b>11</b> | <b>22</b> | <b>74</b> |

| SCORE BY PERIODS | 1  | 2  | OT | TOT |
|------------------|----|----|----|-----|
| ORAL ROBERTS     | 44 | 50 | -  | 94  |
| MEMPHIS STATE    | 36 | 38 | -  | 74  |

**1971-72 NIT 2ND ROUND**
**ORU VS. ST. JOHN'S (MARCH 21, 1972)  
NEW YORK, N.Y. (MADISON SQUARE GARDEN)**

| ST. JOHN'S  | FG-FGA       | FT-FTA       | REB       | AST       | PF        | PTS       |
|-------------|--------------|--------------|-----------|-----------|-----------|-----------|
| Davis       | 5-10         | 2-2          | 12        | 0         | 0         | 12        |
| Schaeffer   | 7-13         | 2-2          | 10        | 1         | 5         | 16        |
| Searcy      | 4-16         | 3-4          | 12        | 0         | 3         | 11        |
| Jenkins     | 5-13         | 1-3          | 3         | 2         | 3         | 11        |
| Keilty      | 2-6          | 4-5          | 3         | 4         | 2         | 8         |
| Lyons       | 2-6          | 1-2          | 2         | 4         | 3         | 5         |
| Cluess      | 9-21         | 9-17         | 21        | 3         | 3         | 27        |
| Phillips    | 0-1          | 0-0          | 1         | 1         | 0         | 0         |
| Prince      | 0-0          | 2-2          | 0         | 0         | 0         | 2         |
| Holt        | 0-1          | 0-2          | 1         | 0         | 0         | 0         |
| Rafferty    | 0-0          | 0-0          | 0         | 1         | 1         | 0         |
| Hoehlein    | 1-1          | 0-0          | 0         | 0         | 0         | 2         |
| <b>TEAM</b> | <b>35-88</b> | <b>24-39</b> | <b>77</b> | <b>16</b> | <b>20</b> | <b>94</b> |

| ORU         | FG-FGA       | FT-FTA       | REB       | AST       | PF        | PTS       |
|-------------|--------------|--------------|-----------|-----------|-----------|-----------|
| Montgomery  | 3-5          | 3-3          | 7         | 2         | 5         | 9         |
| McCamey     | 7-17         | 2-3          | 5         | 0         | 5         | 16        |
| Woods       | 2-8          | 4-7          | 21        | 0         | 5         | 8         |
| Lawyer      | 2-12         | 2-2          | 2         | 4         | 5         | 6         |
| Fuqua       | 12-31        | 6-7          | 5         | 2         | 3         | 30        |
| Baker       | 1-6          | 1-2          | 3         | 1         | 1         | 3         |
| Vaughn      | 3-7          | 0-0          | 3         | 1         | 4         | 6         |
| Morton      | 0-0          | 0-0          | 1         | 0         | 1         | 0         |
| Herring     | 0-0          | 0-0          | 0         | 0         | 0         | 0         |
| Martinez    | 0-0          | 0-0          | 0         | 1         | 0         | 0         |
| <b>TEAM</b> | <b>30-86</b> | <b>18-24</b> | <b>53</b> | <b>11</b> | <b>29</b> | <b>78</b> |

| SCORE BY PERIODS | 1  | 2  | OT | TOT |
|------------------|----|----|----|-----|
| ST. JOHN'S       | 46 | 48 | -  | 94  |
| ORAL ROBERTS     | 29 | 49 | -  | 78  |



**1972-73 (21-6) • NIT FIRST ROUND**

**FIRST ROW (L TO R):** Manager Donald Goff, Greg McDougald, Ingram Montgomery, John Patterson, David Vaughn, Head Coach Ken Trickey, Richard Lucas, Bill Herring, Eddie Woods, Melvin Morton, Manager Wally Hamilton.

**SECOND ROW (L TO R):** Trainer Glenn Smith, Assistant Coach Art Polk, Bill Fredrick, Jesse Traylor, Al Boswell, Richard Fuqua, Larry Baker, Greg Davis, Assistant Coach Dwayne Roe, Assistant Coach Jack Sutter, SID Mal Elliott.

**1972-73 RESULTS (21-6 OVERALL)**

|         |                       |         |   |
|---------|-----------------------|---------|---|
| Dec. 4  | Wisconsin             | 90-76   | W |
| Dec. 6  | Idaho State           | 95-82   | W |
| Dec. 9  | Murray State          | 79-78   | W |
| Dec. 11 | at UNLV               | 80-86   | L |
| Dec. 16 | at San Diego State    | 87-75   | W |
| Dec. 19 | vs. Jacksonville      | 89-92   | L |
| Dec. 20 | vs. Hofstra           | 74-68   | W |
| Dec. 23 | Texas A&M             | 117-99  | W |
| Dec. 29 | St. Mary's (Calif.)   | 110-96  | W |
| Dec. 30 | Montana State         | 116-68  | W |
| Jan. 3  | at Marshall           | 81-76   | W |
| Jan. 6  | Morehead State        | 103-86  | W |
| Jan. 8  | Brandeis              | 123-95  | W |
| Jan. 16 | South Dakota          | 92-79   | W |
| Jan. 19 | at Los Angeles State  | 95-86   | W |
| Jan. 23 | at Texas-Pan American | 87-68   | W |
| Jan. 27 | Loyola Marymount      | 121-100 | W |

|  |                      |         |   |
|--|----------------------|---------|---|
| Jan. 29  | Lamar                | 106-83  | W |
| Feb. 3   | at Northern Illinois | 86-95   | L |
| Feb. 6   | at Rhode Island      | 95-93   | W |
| Feb. 10  | Marshall             | 103-106 | L |
| Feb. 12  | Fairleigh-Dickenson  | 94-72   | W |
| Feb. 14  | Illinois State       | 111-96  | W |
| Feb. 17  | Trinity              | 122-72  | W |
| Feb. 24  | Louisiana-Lafayette  | 89-104  | L |
| Feb. 27  | Texas-Pan American   | 116-79  | W |
| <b>NATIONAL INVITATION TOURNAMENT (NEW YORK, N.Y.)</b> |                      |         |   |
| March 17   | vs. North Carolina   | 65-82   | L |

**1972-73 ROSTER**

| #  | NAME              | POS. | HT. | CL. | HOMETOWN           |
|----|-------------------|------|-----|-----|--------------------|
| 12 | Willard Fredrick  | G    | 6-1 | So. | Detroit, Mich.     |
| 14 | Ken Cooper        | G    | 6-3 | So. | Nashville, Tenn.   |
| 22 | Greg Davis        | G    | 6-2 | Sr. | Cleveland, Tenn.   |
| 24 | Richard Fuqua     | G    | 6-4 | Sr. | Chattanooga, Tenn. |
| 30 | Eddie Woods       | F    | 6-7 | Jr. | Chattanooga, Tenn. |
| 31 | Vincent Banks     | F    | 6-3 | So. | Miami, Fla.        |
| 32 | Ingram Montgomery | F    | 6-6 | Sr. | Brooklyn, N.Y.     |
| 33 | Jesse Traylor     | G    | 6-2 | Sr. | Chattanooga, Tenn. |
| 34 | John Patterson    | F    | 6-6 | So. | Hollywood, Fla.    |
| 35 | Al Boswell        | G    | 6-5 | So. | River Rouge, Mich. |
| 40 | Melvin Morton     | F    | 6-6 | Sr. | Louisville, Ky.    |
| 44 | Larry Baker       | F    | 6-4 | Sr. | Chattanooga, Tenn. |
| 45 | David Vaughn      | C    | 7-0 | So. | Nashville, Tenn.   |
| 52 | Greg McDougald    | F    | 6-8 | Jr. | Bronx, N.Y.        |
| 53 | Bill Herring      | C    | 6-9 | Jr. | Jenks, Okla.       |

**1972-73 LEADERS**

**SCORING**

| PLAYER         | G  | PTS. | AVG. |
|----------------|----|------|------|
| Richard Fuqua  | 26 | 611  | 23.5 |
| David Vaughn   | 27 | 519  | 19.2 |
| Greg McDougald | 27 | 347  | 12.9 |

**REBOUNDING**

| PLAYER       | G  | REB. | AVG. |
|--------------|----|------|------|
| David Vaughn | 27 | 385  | 14.3 |
| Eddie Woods  | 26 | 292  | 11.2 |

**ASSISTS**

| PLAYER | G | AST. | AVG. |
|--------|---|------|------|
| N/A    |   |      |      |

**STEALS**

| PLAYER | G | STL. | AVG. |
|--------|---|------|------|
| N/A    |   |      |      |



Making a second straight appearance in the NIT, the 1972-73 ORU Titans posted a final record of 21-6, marking the fourth straight 20-win season for the university. David Vaughn and Richard Fuqua each earned All-American honors and both players were drafted following the season, with Fuqua going to Boston and Vaughn to Virginia in the ABA. For the second consecutive year, ORU led the nation in scoring, averaging 97.3 points per outing, while scoring 100 or more points in a contest 11 times. The Titans also ranked first nationally in field-goal attempts per game (98.5) and in rebound margin (+15.3). The 1972-73 team average of 65.9 rebounds per game still stands as a school record. The 1972-73 season did mark the end of ORU's school-record 52-game home winning streak.

**1972-73 NIT 1ST ROUND**

**ORU VS. NORTH CAROLINA (MARCH 17, 1973)  
NEW YORK, N.Y. (MADISON SQUARE GARDEN)**

| NORTH CAROLINA | FG-FGA       | FT-FTA       | REB       | AST       | PF        | PTS       |
|----------------|--------------|--------------|-----------|-----------|-----------|-----------|
| Jones          | 9-15         | 1-2          | 15        | 4         | 2         | 19        |
| Johnston       | 3-6          | 2-2          | 3         | 1         | 3         | 8         |
| Stahl          | 1-9          | 2-2          | 6         | 4         | 4         | 4         |
| Karl           | 3-11         | 2-3          | 5         | 6         | 0         | 8         |
| Elston         | 10-16        | 0-0          | 2         | 4         | 1         | 20        |
| Hoffman        | 1-3          | 1-2          | 3         | 2         | 1         | 3         |
| Kupchak        | 2-2          | 9-11         | 5         | 0         | 3         | 13        |
| O'Donnell      | 0-2          | 0-1          | 3         | 1         | 2         | 0         |
| Bell           | 0-0          | 0-0          | 0         | 0         | 0         | 0         |
| Waddell        | 2-2          | 3-3          | 0         | 0         | 0         | 7         |
| Chambers       | 0-0          | 0-0          | 1         | 0         | 0         | 0         |
| <b>TEAM</b>    | <b>31-66</b> | <b>20-26</b> | <b>50</b> | <b>22</b> | <b>16</b> | <b>82</b> |

| ORU         | FG-FGA       | FT-FTA      | REB       | AST      | PF        | PTS       |
|-------------|--------------|-------------|-----------|----------|-----------|-----------|
| Woods       | 3-8          | 4-10        | 14        | 0        | 4         | 10        |
| McDougald   | 5-10         | 4-6         | 8         | 1        | 5         | 14        |
| Vaughn      | 1-9          | 0-0         | 6         | 0        | 5         | 2         |
| Fuqua       | 10-28        | 0-0         | 7         | 2        | 2         | 20        |
| Boswell     | 2-9          | 0-0         | 2         | 1        | 5         | 4         |
| Davis       | 1-5          | 1-1         | 3         | 1        | 1         | 3         |
| Baker       | 2-4          | 0-0         | 3         | 0        | 2         | 4         |
| Patterson   | 4-14         | 0-0         | 2         | 1        | 2         | 8         |
| <b>TEAM</b> | <b>28-87</b> | <b>9-17</b> | <b>58</b> | <b>6</b> | <b>26</b> | <b>65</b> |

| SCORE BY PERIODS | 1  | 2  | OT | TOT |
|------------------|----|----|----|-----|
| NORTH CAROLINA   | 37 | 45 | -  | 82  |
| ORAL ROBERTS     | 30 | 35 | -  | 65  |



### 1974-75 (20-8) • NIT SECOND ROUND

**FIRST ROW (L TO R):** Pete Morgan, Kevin Dublynn, Jeff Holtgrewe, Bill Fredrick, Arnold Dugger, Rod Eppley, Vincent Banks, David Tucker, Ken Robinson.

**SECOND ROW (L TO R):** Assistant Coach Draff Young, Trainer Glenn Smith, Greg Esquibel, Anthony Roberts, Duane Fox, Harold Johnson, Willis Collins, Alvin Scott, Eddie Calbart, Assistant Coach Bobby Watson, Head Coach Jerry Hale.


### 1974-75 RESULTS (20-8 OVERALL)

|         |                     |            |   |
|---------|---------------------|------------|---|
| Dec. 2  | Wisconsin-Milwaukee | 85-70      | W |
| Dec. 7  | at Texas A&M        | 84-83 (OT) | W |
| Dec. 10 | Hofstra             | 89-72      | W |
| Dec. 13 | vs. Idaho State     | 59-55      | W |
| Dec. 14 | at Marshall         | 73-82      | L |
| Dec. 21 | Western Michigan    | 67-70      | L |
| Dec. 27 | Harvard             | 91-84 (OT) | W |
| Dec. 28 | Bowling Green       | 95-86      | W |
| Jan. 4  | at Indiana State    | 88-77      | W |
| Jan. 6  | at Illinois State   | 98-107     | L |
| Jan. 9  | Long Beach State    | 91-86      | W |
| Jan. 11 | Weber State         | 91-89      | W |
| Jan. 13 | Oklahoma City       | 98-80      | W |
| Jan. 18 | Jacksonville        | 73-67      | W |
| Jan. 24 | McNeese State       | 82-80      | W |
| Jan. 27 | Southern Illinois   | 78-69      | W |
| Feb. 1  | at Creighton        | 62-77      | L |

|  |                      |        |   |
|--|----------------------|--------|---|
| Feb. 3   | at Murray State      | 90-79  | W |
| Feb. 5   | Canisius             | 100-93 | W |
| Feb. 8   | at Southern Illinois | 61-77  | L |
| Feb. 15  | Indiana State        | 91-69  | W |
| Feb. 18  | at Utah State        | 83-91  | L |
| Feb. 22  | Virginia Tech        | 93-68  | W |
| Feb. 24  | at Oklahoma City     | 71-67  | W |
| March 1  | Minnesota-Duluth     | 103-71 | W |
| March 6  | Tulsa                | 83-91  | L |
| <b>NATIONAL INVITATION TOURNAMENT (NEW YORK, N.Y.)</b> |                      |        |   |
| March 16   | vs. Memphis State    | 97-95  | W |
| March 20   | vs. Oregon           | 59-68  | L |

### 1974-75 ROSTER

| #  | NAME            | POS. | HT.  | CL. | HOMETOWN           |
|----|-----------------|------|------|-----|--------------------|
| 10 | Kevin Dublynn   | G    | 5-10 | So. | Bayside, N.Y.      |
| 11 | David Tucker    | G    | 5-11 | So. | Olney, Ill.        |
| 12 | Bill Fredrick   | G    | 6-2  | Sr. | Detroit, Mich.     |
| 13 | Pete Morgan     | G    | 5-9  | So. | Statesville, N.C.  |
| 14 | Jeff Holtgrewe  | G    | 6-1  | Fr. | Mt. Pleasant, Iowa |
| 15 | Anthony Roberts | F    | 6-5  | So. | Chattanooga, Tenn. |
| 20 | Arnold Dugger   | G    | 6-3  | So. | Bronx, N.Y.        |
| 22 | Ken Robinson    | G    | 5-11 | Sr. | Calexico, Calif.   |
| 25 | Duane Fox       | F    | 6-6  | Sr. | Inkster, Mich.     |
| 31 | Vincent Banks   | F    | 6-5  | Sr. | Miami, Fla.        |
| 32 | Rod Eppley      | G    | 6-3  | Sr. | Wabash, Ind.       |
| 33 | Willis Collins  | C    | 6-8  | Jr. | Miami, Fla.        |
| 34 | John Patterson  | F    | 6-6  | Sr. | Hollywood, Fla.    |
| 40 | Greg Esquibel   | F    | 6-4  | Fr. | Albuquerque, N.M.  |
| 44 | Alvin Scott     | F    | 6-7  | So. | Cleveland, Tenn.   |
| 50 | Eddie Calbart   | F    | 6-6  | So. | Denver, Colo.      |
| 51 | Harold Johnson  | F    | 6-9  | Jr. | Dayton, Ohio       |



The Titans did not skip a beat under new head coach Jerry Hale, posting a 20-8 record and advancing to postseason play for the fourth straight year. The team's appearance in the NIT at Madison Square Garden marked the third time in four seasons in the postseason classic for the Titans. Sophomore forward Anthony Roberts blossomed into an offensive force and gave an extended glimpse of things to come by averaging 22.4 points per game to lead the team. He was followed closely by fellow sophomore Arnold Dugger, who averaged 17.1 points in his first season with the Titans. Roberts and Dugger would each earn All-American honors at the end of the season, with Roberts being named to the Independent First Team squad. The team's 20-8 record marked the sixth consecutive 20-plus win campaign.

### 1974-75 NIT 1ST ROUND

#### ORU VS. MEMPHIS STATE (MARCH 16, 1975) NEW YORK, N.Y. (MADISON SQUARE GARDEN)

| MEMPHIS STATE | FG-FGA       | FT-FTA       | REB       | AST       | PF        | PTS       |
|---------------|--------------|--------------|-----------|-----------|-----------|-----------|
| Hillard       | 5-9          | 1-2          | 12        | 2         | 1         | 11        |
| Wilson        | 6-12         | 2-2          | 4         | 0         | 5         | 14        |
| Gunn          | 6-13         | 2-3          | 8         | 2         | 2         | 14        |
| Cook          | 8-20         | 2-2          | 5         | 7         | 1         | 18        |
| Reed          | 6-17         | 2-3          | 6         | 0         | 4         | 14        |
| Wright        | 9-14         | 2-3          | 3         | 7         | 1         | 20        |
| Brown         | 0-0          | 0-0          | 0         | 0         | 0         | 0         |
| Jones         | 0-2          | 0-0          | 1         | 1         | 2         | 0         |
| Tunstall      | 1-1          | 2-2          | 0         | 0         | 2         | 4         |
| <b>TEAM</b>   | <b>41-88</b> | <b>13-17</b> | <b>48</b> | <b>19</b> | <b>18</b> | <b>95</b> |

| ORU         | FG-FGA       | FT-FTA      | REB       | AST       | PF        | PTS       |
|-------------|--------------|-------------|-----------|-----------|-----------|-----------|
| Banks       | 2-6          | 0-0         | 5         | 2         | 3         | 4         |
| Johnson     | 5-16         | 0-0         | 13        | 0         | 1         | 10        |
| Collins     | 8-11         | 2-3         | 10        | 1         | 2         | 18        |
| Dugger      | 8-17         | 0-2         | 1         | 6         | 4         | 16        |
| Roberts     | 14-21        | 1-6         | 7         | 5         | 2         | 29        |
| Dublynn     | 0-1          | 0-0         | 1         | 0         | 0         | 0         |
| Fox         | 6-7          | 2-2         | 2         | 0         | 5         | 14        |
| Scott       | 1-1          | 4-4         | 4         | 1         | 1         | 6         |
| Calbart     | 0-1          | 0-0         | 1         | 1         | 0         | 0         |
| <b>TEAM</b> | <b>44-81</b> | <b>9-17</b> | <b>47</b> | <b>16</b> | <b>18</b> | <b>97</b> |

| SCORE BY PERIODS | 1  | 2  | OT | TOT |
|------------------|----|----|----|-----|
| MEMPHIS STATE    | 52 | 43 | -  | 95  |
| ORAL ROBERTS     | 53 | 43 | -  | 97  |

### 1974-75 NIT 2ND ROUND

#### ORU VS. OREGON (MARCH 20, 1975) NEW YORK, N.Y. (MADISON SQUARE GARDEN)

| ORU         | FG-FGA       | FT-FTA       | REB       | AST       | PF        | PTS       |
|-------------|--------------|--------------|-----------|-----------|-----------|-----------|
| Banks       | 2-5          | 1-4          | 5         | 1         | 5         | 5         |
| Collins     | 2-4          | 0-0          | 2         | 0         | 3         | 4         |
| Johnson     | 3-9          | 4-7          | 8         | 0         | 1         | 10        |
| Dugger      | 4-12         | 1-2          | 3         | 4         | 5         | 9         |
| Roberts     | 8-23         | 2-4          | 5         | 2         | 1         | 18        |
| Scott       | 0-3          | 2-2          | 7         | 3         | 2         | 2         |
| Fox         | 1-5          | 0-0          | 1         | 0         | 2         | 2         |
| Calbart     | 0-0          | 0-0          | 2         | 0         | 1         | 0         |
| Dublynn     | 1-1          | 0-1          | 3         | 2         | 1         | 2         |
| Fredrick    | 2-2          | 1-3          | 2         | 1         | 0         | 5         |
| Robinson    | 0-0          | 0-0          | 0         | 1         | 0         | 0         |
| Eppley      | 0-0          | 0-0          | 0         | 0         | 0         | 0         |
| Tucker      | 1-1          | 0-0          | 0         | 0         | 0         | 2         |
| <b>TEAM</b> | <b>24-65</b> | <b>11-23</b> | <b>53</b> | <b>14</b> | <b>21</b> | <b>59</b> |

| OREGON       | FG-FGA       | FT-FTA       | REB       | AST       | PF        | PTS       |
|--------------|--------------|--------------|-----------|-----------|-----------|-----------|
| Ballard      | 9-12         | 5-9          | 15        | 3         | 4         | 23        |
| Jackson      | 6-16         | 4-4          | 9         | 1         | 4         | 16        |
| Willett      | 5-19         | 2-2          | 10        | 0         | 3         | 12        |
| Drummond     | 1-2          | 0-0          | 1         | 3         | 1         | 2         |
| Lee          | 5-16         | 1-2          | 8         | 8         | 2         | 11        |
| Barwig       | 0-3          | 4-4          | 1         | 1         | 3         | 4         |
| Nelson       | 0-1          | 0-0          | 1         | 0         | 1         | 0         |
| Coldren      | 0-0          | 0-0          | 0         | 1         | 3         | 0         |
| Graham       | 0-1          | 0-0          | 0         | 0         | 0         | 0         |
| Stringer     | 0-0          | 0-0          | 0         | 0         | 0         | 0         |
| Banks        | 0-1          | 0-0          | 0         | 0         | 0         | 0         |
| Frederickson | 0-0          | 0-0          | 0         | 0         | 0         | 0         |
| <b>TEAM</b>  | <b>26-71</b> | <b>16-21</b> | <b>50</b> | <b>17</b> | <b>21</b> | <b>68</b> |

| SCORE BY PERIODS | 1  | 2  | OT | TOT |
|------------------|----|----|----|-----|
| ORAL ROBERTS     | 32 | 27 | -  | 59  |
| OREGON           | 33 | 35 | -  | 68  |



**1976-77 (21-7) • NIT FIRST ROUND**

**FIRST ROW (L TO R):** Billy Van Horn, Roger Hilst, Anthony Roberts, Jeff Holtgrewe, Arnold Dugger, Lionel Worrell, David Tucker, Mike Drummond.

**SECOND ROW (L TO R):** Alvin Scott, Albert Spencer, Carleton Hurdle, John Hollinden, Chuck Dahms, Elvis Rolle, Arthur Graham.

**1976-77 RESULTS (21-7 OVERALL)**

|         |                      |        |   |  |                       |        |   |
|---------|----------------------|--------|---|--|-----------------------|--------|---|
| Nov. 29 | Quincy               | 81-63  | W | Jan. 22  | at McNeese State      | 62-68  | L |
| Dec. 2  | Tulsa                | 106-62 | W | Jan. 24  | West Texas State      | 87-67  | W |
| Dec. 4  | Abilene Christian    | 88-63  | W | Jan. 29  | Virginia Commonwealth | 72-52  | W |
| Dec. 6  | at Kansas            | 69-79  | L | Feb. 1   | St. Francis (N.Y.)    | 90-67  | W |
| Dec. 11 | Oklahoma State       | 79-65  | W | Feb. 9   | at Murray State       | 80-66  | W |
| Dec. 15 | Austin Peay          | 76-80  | L | Feb. 12  | North Texas           | 113-90 | W |
| Dec. 21 | at San Francisco     | 76-86  | L | Feb. 16  | St. Louis             | 71-65  | W |
| Dec. 22 | at USC               | 71-70  | W | Feb. 19  | North Carolina A&T    | 110-64 | W |
| Dec. 27 | vs. North Carolina   | 84-100 | L | Feb. 26  | Wagner                | 71-45  | W |
| Dec. 29 | vs. Bowling Green    | 83-76  | W | March 1  | at Florida State      | 91-87  | L |
| Dec. 30 | vs. Oregon State     | 77-68  | W | <b>NATIONAL INVITATION TOURNAMENT (TULSA, OKLA.)</b> |                       |        |   |
| Jan. 3  | at Wichita State     | 73-64  | W | March 9  | Oregon                | 89-90  | L |
| Jan. 5  | Oklahoma             | 68-50  | W |  |                       |        |   |
| Jan. 8  | at Tulsa             | 80-62  | W |  |                       |        |   |
| Jan. 10 | Southwestern (Texas) | 86-60  | W |  |                       |        |   |
| Jan. 15 | Illinois State       | 84-75  | W |  |                       |        |   |
| Jan. 17 | at Virginia Tech     | 77-70  | W |  |                       |        |   |

**1976-77 ROSTER**

| #  | NAME            | POS. | HT.  | CL. | HOMETOWN           |
|----|-----------------|------|------|-----|--------------------|
| 10 | Kevin Dublynn   | G    | 5-10 | Sr. | Bayside, N.Y.      |
| 11 | David Tucker    | G    | 5-11 | Sr. | Olney, Ill.        |
| 12 | Bilily Van Horn | G    | 6-0  | So. | Albuquerque, N.M.  |
| 14 | Jeff Holtgrewe  | G    | 6-1  | Jr. | Mt. Pleasant, Iowa |
| 15 | Anthony Roberts | F    | 6-6  | Sr. | Chattanooga, Tenn. |
| 20 | Arnold Dugger   | G    | 6-3  | Sr. | Bronx, N.Y.        |
| 21 | Benjamin Uzzell | G    | 6-2  | So. | Goldsboro, N.C.    |
| 31 | Arthur Graham   | F    | 6-7  | Fr. | Brooklyn, N.Y.     |
| 33 | Chuck Dahms     | C    | 6-9  | Fr. | River Forest, Ill. |
| 34 | Albert Spencer  | C    | 6-9  | Fr. | Washington, D.C.   |
| 35 | Elvis Rolle     | F    | 6-8  | Fr. | Ft. Pierce, Fla.   |
| 42 | Lionel Worrell  | G    | 6-4  | Jr. | Brooklyn, N.Y.     |
| 44 | Alvin Scott     | F    | 6-7  | Sr. | Cleveland, Tenn.   |
| 50 | Eddie Calbart   | F    | 6-6  | Sr. | Denver, Colo.      |
| 51 | John Hollinden  | C    | 7-4  | Fr. | Evansville, Ind.   |
| 53 | Carleton Hurdle | F    | 6-10 | So. | Fort Worth, Texas  |

**1976-77 LEADERS**

**SCORING**

| PLAYER          | G  | PTS. | AVG. |
|-----------------|----|------|------|
| Anthony Roberts | 28 | 951  | 34.0 |
| Arnold Dugger   | 28 | 318  | 11.4 |
| Chuck Dahms     | 27 | 288  | 10.7 |

**REBOUNDING**


| PLAYER          | G  | REB. | AVG. |
|-----------------|----|------|------|
| Alvin Scott     | 28 | 267  | 9.5  |
| Anthony Roberts | 28 | 257  | 9.2  |

**ASSISTS**

| PLAYER         | G  | AST. | AVG. |
|----------------|----|------|------|
| Arnold Dugger  | 28 | 194  | 6.9  |
| Lionel Worrell | 28 | 86   | 3.1  |

**STEALS**

| PLAYER | G | STL. | AVG. |
|--------|---|------|------|
| N/A    |   |      |      |



ORU returned to the NIT for the fourth time in six years, but Oregon spoiled a record-setting performance by senior forward Anthony Roberts in a thrilling 90-89 win over the Titans at the Mabee Center in the first round. Roberts, who completed the season as the nation's second-leading scorer with a 34.0 average, blistered the Ducks for 65 points in the NIT loss, setting a single-game tournament high that still stands today. Roberts earned consensus All-American honors for his senior-season heroics. Roberts, Dugger and Scott were all drafted in 1977, with Roberts going in the first round to Denver. Scott, picked by Phoenix in the seventh round, enjoyed a long career with the Suns.

**1976-77 NIT 1ST ROUND**

**ORU VS. OREGON (MARCH 9, 1977)  
TULSA, OKLA. (MABEE CENTER)**

| OREGON      | FG-FGA       | FT-FTA       | REB       | AST       | PF        | PTS       |
|-------------|--------------|--------------|-----------|-----------|-----------|-----------|
| Ballard     | 16-22        | 11-13        | 9         | 3         | 3         | 43        |
| Kent        | 3-5          | 2-4          | 3         | 0         | 4         | 8         |
| Small       | 2-3          | 9-12         | 11        | 3         | 3         | 13        |
| Drummond    | 4-8          | 2-2          | 1         | 9         | 0         | 10        |
| Closs       | 0-4          | 0-0          | 0         | 1         | 5         | 0         |
| Murray      | 4-10         | 0-2          | 2         | 4         | 4         | 8         |
| Mack        | 3-4          | 2-4          | 3         | 1         | 2         | 8         |
| Nelson      | 0-1          | 0-0          | 2         | 0         | 2         | 0         |
| Moreck      | 0-0          | 0-0          | 2         | 0         | 2         | 0         |
| <b>TEAM</b> | <b>32-57</b> | <b>26-37</b> | <b>33</b> | <b>21</b> | <b>25</b> | <b>90</b> |

| ORU         | FG-FGA       | FT-FTA       | REB       | AST       | PF        | PTS       |
|-------------|--------------|--------------|-----------|-----------|-----------|-----------|
| Roberts     | 25-37        | 15-16        | 4         | 1         | 2         | 65        |
| Scott       | 2-5          | 0-0          | 3         | 1         | 4         | 4         |
| Dahms       | 4-6          | 0-0          | 6         | 1         | 5         | 8         |
| Dugger      | 1-6          | 4-4          | 4         | 9         | 3         | 6         |
| Worrell     | 1-3          | 0-0          | 4         | 4         | 2         | 2         |
| Rolle       | 0-0          | 0-0          | 0         | 1         | 3         | 0         |
| Hurdle      | 0-2          | 0-0          | 2         | 2         | 2         | 0         |
| Tucker      | 0-1          | 2-2          | 0         | 3         | 1         | 2         |
| Spencer     | 1-1          | 0-1          | 1         | 0         | 2         | 2         |
| Dublynn     | 0-0          | 0-0          | 0         | 3         | 5         | 0         |
| Graham      | 0-0          | 0-0          | 2         | 0         | 0         | 0         |
| <b>TEAM</b> | <b>34-61</b> | <b>21-23</b> | <b>28</b> | <b>25</b> | <b>29</b> | <b>89</b> |

| SCORE BY PERIODS | 1  | 2  | OT | TOT |
|------------------|----|----|----|-----|
| OREGON           | 40 | 50 | -  | 90  |
| ORAL ROBERTS     | 40 | 49 | -  | 89  |



### 1981-82 (18-12) • NIT FIRST ROUND

**FIRST ROW (L TO R):** Manager Brett Webber, Assistant Coach Terry Scott, Trainer Glenn Smith, Head Coach Ken Hayes, Assistant Coach Mike O'Rourke, Manager Steve Arrison.

**SECOND ROW (L TO R):** Gary Johnson, Dwight Givens, Kevin McGee, Lance Williams, Phil Schlegel, Jeff Acres, Troy Hill, Mark Acres, Tom Prusator, Chris Cantrell, Gerald Johnson, Lester Gill, John Showman, Reggie Clement, Kyp Hardaway, Kalin Dahl.

### 1981-82 RESULTS (18-12 OVERALL, 8-4 MIDWESTERN COLLEGIATE CONFERENCE)

|         |                    |            |   |
|---------|--------------------|------------|---|
| Nov. 28 | at Princeton       | 64-59 (OT) | W |
| Dec. 2  | Oklahoma State     | 75-77      | L |
| Dec. 4  | Colorado State     | 81-68      | W |
| Dec. 7  | St. Mary's (Texas) | 80-62      | W |
| Dec. 9  | at Creighton       | 84-81      | W |
| Dec. 11 | vs. Connecticut    | 69-67      | W |
| Dec. 12 | at Tulsa           | 63-80      | L |
| Dec. 19 | Cleveland State    | 78-75      | W |
| Dec. 21 | at USC             | 75-95      | L |
| Dec. 31 | at BYU-Hawaii      | 64-63      | W |
| Jan. 3  | at Hawaii          | 78-80      | L |
| Jan. 7  | Missouri Southern  | 120-83     | W |
| Jan. 9  | at Loyola *        | 77-83      | L |
| Jan. 11 | at Detroit *       | 72-91      | L |
| Jan. 16 | Evansville *       | 62-63      | L |
| Jan. 18 | Butler *           | 63-50      | W |
| Jan. 23 | at Texas-Arlington | 78-88      | L |

|  |                        |        |   |
|--|------------------------|--------|---|
| Jan. 27  | Middle Tennessee State | 83-73  | W |
| Jan. 30  | Oklahoma City *        | 65-55  | W |
| Feb. 1   | at Xavier *            | 94-77  | W |
| Feb. 6   | Loyola *               | 79-76  | W |
| Feb. 8   | Detroit *              | 81-64  | W |
| Feb. 13  | at Evansville *        | 47-71  | L |
| Feb. 15  | at Butler *            | 65-63  | W |
| Feb. 20  | North Texas            | 109-97 | W |
| Feb. 22  | Xavier *               | 91-71  | W |
| Feb. 25  | at Tulsa               | 70-91  | L |
| Feb. 27  | at Oklahoma City *     | 87-76  | W |
| <b>MIDWESTERN COLLEGIATE TOURNAMENT (TULSA, OKLA.)</b> |                        |        |   |
| March 2  | Xavier                 | 71-74  | L |
| <b>NATIONAL INVITATION TOURNAMENT (TULSA, OKLA.)</b>   |                        |        |   |
| March 9  | Oklahoma               | 73-81  | L |

### 1981-82 ROSTER

| #  | NAME               | POS. | HT.  | CL. | HOMETOWN             |
|----|--------------------|------|------|-----|----------------------|
| 10 | Gary Johnson       | G    | 5-10 | Sr. | Joplin, Mo.          |
| 11 | Kalin Dahl         | G    | 5-10 | Sr. | Rushford, Minn.      |
| 13 | John Showman       | G    | 6-4  | Sr. | Dallas, Texas        |
| 20 | Reggie Clement     | F    | 6-4  | Jr. | Muskogee, Okla.      |
| 21 | Jeff Acres         | F    | 6-7  | So. | Palos Verdes, Calif. |
| 22 | Kyp Hardaway       | F    | 6-1  | Fr. | Tulsa, Okla.         |
| 25 | Phil Schlegel      | F    | 6-6  | Fr. | Joplin, Mo.          |
| 30 | Boris McWashington | G    | 6-1  | Sr. | Houston, Texas       |
| 32 | Lance Williams     | G    | 6-5  | Jr. | Tulsa, Okla.         |
| 33 | Kevin McGee        | F    | 6-5  | So. | Altus, Okla.         |
| 35 | Gerald Johnson     | F    | 6-7  | Sr. | Philadelphia, Pa.    |
| 40 | Troy Hill          | G    | 6-8  | So. | Frontenac, Kan.      |
| 42 | Mark Acres         | F    | 6-10 | Fr. | Palos Verdes, Calif. |
| 44 | Dwight Givens      | G    | 6-1  | So. | Wagoner, Okla.       |
| 45 | Lester Gill        | F    | 6-6  | So. | Stanford, N.C.       |
| 50 | Tom Prusator       | C    | 7-0  | Sr. | Kewanee, Ill.        |
| 53 | Chris Cantrell     | C    | 6-7  | Jr. | Daytona Beach, Fla.  |


### 1981-82 LEADERS

| SCORING PLAYER | G  | PTS. | AVG. |
|----------------|----|------|------|
| Mark Acres     | 22 | 322  | 14.6 |
| Gary Johnson   | 29 | 412  | 14.2 |
| Lester Gill    | 28 | 342  | 12.2 |

| REBOUNDING PLAYER | G  | REB. | AVG. |
|-------------------|----|------|------|
| Mark Acres        | 22 | 178  | 8.1  |
| Chris Cantrell    | 30 | 183  | 6.1  |

| ASSISTS PLAYER | G  | AST. | AVG. |
|----------------|----|------|------|
| Gary Johnson   | 29 | 160  | 5.5  |
| Jeff Acres     | 30 | 64   | 2.1  |

| STEALS PLAYER | G  | STL. | AVG. |
|---------------|----|------|------|
| Gary Johnson  | 29 | 63   | 2.2  |
| Mark Acres    | 22 | 33   | 1.5  |



Five years to the day of the 1977 Titans' 90-89 loss to Oregon, ORU was back in the NIT, hosting state rival Oklahoma at the Mabee Center. The Sooners put a damper on the anniversary festivities with an 81-73 victory, spoiling the Titans' fifth appearance overall in the NIT. ORU, coming off an 11-16 season in 1980-81, relied on the contributions of both young and old throughout the campaign. Freshman center Mark Acres became just the third first-year player to lead the team in scoring, joining Dana Lewis in 1967-68 and Richard Fuqua in 1969-70, by averaging 14.6 points per game. Acres also paced the Titans in rebounding with an 8.1 average. Acres earned AP honorable mention All-American accolades for his efforts.

### 1981-82 NIT 1ST ROUND

#### ORU VS. OKLAHOMA (MARCH 9, 1982) TULSA, OKLA. (MABEE CENTER)

| OKLAHOMA    | FG-FGA       | FT-FTA       | REB       | AST       | PF        | PTS       |
|-------------|--------------|--------------|-----------|-----------|-----------|-----------|
| Little      | 12-24        | 9-10         | 3         | 8         | 2         | 33        |
| Overston    | 1-6          | 0-0          | 1         | 6         | 0         | 2         |
| Allen       | 0-3          | 1-5          | 3         | 0         | 3         | 1         |
| Barnett     | 11-17        | 2-2          | 7         | 1         | 1         | 24        |
| Jones       | 0-0          | 0-0          | 1         | 0         | 0         | 0         |
| Paunell     | 0-0          | 0-0          | 1         | 5         | 1         | 0         |
| Whitley     | 1-4          | 0-0          | 3         | 0         | 1         | 2         |
| Pierce      | 3-4          | 0-3          | 2         | 1         | 2         | 6         |
| Hendrix     | 1-3          | 1-2          | 0         | 0         | 2         | 3         |
| Pace        | 5-8          | 0-1          | 9         | 2         | 3         | 10        |
| <b>TEAM</b> | <b>34-69</b> | <b>13-23</b> | <b>31</b> | <b>23</b> | <b>15</b> | <b>81</b> |

| ORU         | FG-FGA       | FT-FTA      | REB       | AST       | PF        | PTS       |
|-------------|--------------|-------------|-----------|-----------|-----------|-----------|
| Acres       | 4-6          | 1-1         | 8         | 1         | 5         | 9         |
| Gill        | 3-11         | 2-3         | 5         | 1         | 3         | 8         |
| Cantrell    | 8-10         | 2-2         | 5         | 2         | 2         | 18        |
| Acres       | 4-8          | 0-0         | 9         | 3         | 3         | 8         |
| Johnson     | 8-15         | 4-4         | 6         | 11        | 4         | 20        |
| Dahl        | 0-0          | 0-0         | 0         | 0         | 0         | 0         |
| Clement     | 1-2          | 0-0         | 1         | 0         | 2         | 2         |
| Hardaway    | 0-0          | 0-0         | 0         | 0         | 0         | 0         |
| Williams    | 4-12         | 0-0         | 1         | 1         | 2         | 8         |
| McGee       | 0-1          | 0-0         | 0         | 1         | 0         | 0         |
| Johnson     | 0-0          | 0-0         | 1         | 0         | 0         | 0         |
| Hill        | 0-0          | 0-0         | 1         | 0         | 0         | 0         |
| Prusator    | 0-0          | 0-0         | 0         | 0         | 0         | 0         |
| <b>TEAM</b> | <b>32-65</b> | <b>9-10</b> | <b>40</b> | <b>20</b> | <b>21</b> | <b>73</b> |

| SCORE BY PERIODS | 1  | 2  | OT | TOT |
|------------------|----|----|----|-----|
| OKLAHOMA         | 28 | 53 | -  | 81  |
| ORAL ROBERTS     | 34 | 39 | -  | 73  |



**1996-97 (21-7) • NIT FIRST ROUND**

**FIRST ROW (L TO R):** James Kruse, Jerry Belton, Tim Gill, Eric Perry, Earl McClellan, Daniel Chee.

**SECOND ROW (L TO R):** Clifford Crenshaw, Chad Wilkerson, Rocky Walls, Blake Moses, Jay Henderson, Kevin Scruggs, Derrick Taylor.

**1996-97 RESULTS (21-7 OVERALL)**

|         |                          |       |   |
|---------|--------------------------|-------|---|
| Nov. 22 | Rockhurst                | 76-59 | W |
| Nov. 25 | Northeast Louisiana      | 84-55 | W |
| Nov. 27 | Arkansas                 | 86-81 | W |
| Nov. 30 | Stephen F. Austin        | 93-79 | W |
| Dec. 2  | at Northern Iowa         | 55-61 | L |
| Dec. 6  | vs. Southern Utah        | 59-58 | W |
| Dec. 7  | at Montana               | 78-69 | W |
| Dec. 14 | at Northeastern Illinois | 72-76 | L |
| Dec. 21 | at LSU                   | 58-59 | L |
| Dec. 28 | Illinois-Chicago         | 75-52 | W |
| Dec. 30 | Southern Mississippi     | 61-53 | W |
| Jan. 4  | Northern Iowa            | 74-72 | W |
| Jan. 8  | at Villanova             | 46-64 | L |
| Jan. 11 | at Tulsa                 | 70-77 | L |
| Jan. 15 | Montevallo               | 91-54 | W |
| Jan. 20 | Valparaiso               | 76-72 | W |
| Jan. 26 | at Cal State Sacramento  | 78-55 | W |

|  |                       |       |   |
|--|-----------------------|-------|---|
| Jan. 29  | Oklahoma State        | 71-60 | W |
| Feb. 1   | Northeastern Illinois | 95-71 | W |
| Feb. 5   | at Alcorn State       | 82-65 | W |
| Feb. 11  | at Stephen F. Austin  | 96-70 | W |
| Feb. 15  | Montana               | 96-67 | W |
| Feb. 19  | at Southern Utah      | 70-53 | W |
| Feb. 24  | at Illinois-Chicago   | 78-87 | L |
| Feb. 26  | Alcorn State          | 78-50 | W |
| March 1  | at Louisiana-Monroe   | 69-63 | W |
| March 3  | Southern Utah         | 81-54 | W |
| <b>NATIONAL INVITATION TOURNAMENT (NOTRE DAME, IND.)</b> |                       |       |   |
| March 12   | at Notre Dame         | 58-74 | L |

**1996-97 ROSTER**

| #  | NAME              | POS. | HT.  | CL. | HOMETOWN             |
|----|-------------------|------|------|-----|----------------------|
| 3  | Jerry Belton, Jr. | G    | 6-1  | So. | Boynton, Okla.       |
| 4  | Chad Wilkerson    | G    | 6-6  | So. | Grand Prairie, Texas |
| 5  | Daniel Chee       | G    | 5-10 | Jr. | Jenks, Okla.         |
| 11 | Earl McClellan    | G    | 6-2  | Sr. | Providence, R.I.     |
| 14 | Rocky Walls       | F    | 6-7  | Jr. | Grand Prairie, Texas |
| 20 | Tim Gill          | G    | 6-2  | Jr. | Tulsa, Okla.         |
| 21 | Kevin Scruggs     | F    | 6-7  | Sr. | Muskogee, Okla.      |
| 23 | Clifford Crenshaw | F    | 6-4  | Sr. | Edmond, Okla.        |
| 25 | Eric Perry        | G    | 6-0  | Fr. | Oklahoma City, Okla. |
| 33 | James Kruse       | G    | 6-4  | Sr. | Everett, Mass.       |
| 42 | Blake Moses       | C    | 6-9  | So. | Stephens, Ark.       |
| 44 | Derrick Taylor    | F    | 6-5  | Fr. | Tulsa, Okla.         |
| 54 | Jay Henderson     | C    | 6-11 | So. | Fayetteville, Ark.   |

**1996-97 LEADERS**

**SCORING**

| PLAYER            | G  | PTS. | AVG. |
|-------------------|----|------|------|
| Tim Gill          | 28 | 502  | 17.9 |
| Clifford Crenshaw | 28 | 332  | 11.9 |
| Rocky Walls       | 28 | 281  | 10.0 |

**REBOUNDING**


| PLAYER      | G  | REB. | AVG. |
|-------------|----|------|------|
| Rocky Walls | 28 | 218  | 7.8  |
| Blake Moses | 28 | 131  | 4.7  |

**ASSISTS**

| PLAYER         | G  | AST. | AVG. |
|----------------|----|------|------|
| Earl McClellan | 28 | 136  | 4.8  |
| Tim Gill       | 28 | 82   | 2.9  |

**STEALS**

| PLAYER         | G  | STL. | AVG. |
|----------------|----|------|------|
| Earl McClellan | 28 | 77   | 2.7  |
| Tim Gill       | 28 | 37   | 1.3  |



Oral Roberts advanced to Division I postseason play for the first time since 1983-84 and the first time as the Golden Eagles. With the leadership of four seniors and the impressive play of junior sensation shooting guard Tim Gill, Head Coach Bill Self led his team to a postseason berth for the first time under his direction. Victories over such teams as No. 16 Arkansas, nationally ranked Tulsa and established Oklahoma State were not enough to give ORU an at-large bid to the NCAA Tournament, but the National Invitation Tournament did extend a bid. The Eagles gladly accepted and headed up to South Bend, Ind., to face Notre Dame and Big East player of the year Pat Garrity on Wednesday, March 12, 1997. Despite a loss, Gill led all scorers in the contest with 21 points.

**1996-97 NIT 1ST ROUND**

**ORU VS. NOTRE DAME (MARCH 12, 1997)  
NOTRE DAME, IND. (JOYCE CENTER)**

| ORU         | FG-FGA       | 3FG-3FGA    | FT-FTA      | REB       | AST       | BLK      | STL      | PF        | PTS       |
|-------------|--------------|-------------|-------------|-----------|-----------|----------|----------|-----------|-----------|
| Walls       | 7-14         | 0-0         | 1-6         | 5         | 0         | 0        | 1        | 5         | 15        |
| Crenshaw    | 1-5          | 0-3         | 0-0         | 1         | 1         | 0        | 3        | 1         | 2         |
| Moses       | 3-7          | 0-0         | 0-0         | 8         | 4         | 0        | 0        | 2         | 6         |
| McClellan   | 1-8          | 0-3         | 0-1         | 3         | 4         | 0        | 2        | 3         | 2         |
| Gill        | 8-13         | 3-3         | 2-2         | 3         | 2         | 0        | 1        | 3         | 21        |
| Belton      | 0-1          | 0-0         | 0-0         | 0         | 0         | 0        | 0        | 0         | 0         |
| Wilkerson   | 2-4          | 1-2         | 0-0         | 2         | 2         | 1        | 0        | 0         | 5         |
| Scruggs     | 1-6          | 0-0         | 2-2         | 6         | 0         | 1        | 1        | 4         | 4         |
| Perry       | 1-1          | 1-1         | 0-0         | 1         | 0         | 0        | 0        | 1         | 3         |
| Kruse       | 0-1          | 0-0         | 0-0         | 0         | 0         | 0        | 0        | 1         | 0         |
| Taylor      | 0-1          | 0-0         | 0-1         | 2         | 0         | 0        | 0        | 0         | 0         |
| Henderson   | 0-0          | 0-0         | 0-0         | 1         | 1         | 0        | 0        | 0         | 0         |
| Sumrall     | 0-0          | 0-0         | 0-0         | 0         | 0         | 0        | 0        | 0         | 0         |
| <b>TEAM</b> | <b>24-61</b> | <b>5-12</b> | <b>5-12</b> | <b>32</b> | <b>14</b> | <b>2</b> | <b>8</b> | <b>20</b> | <b>58</b> |

| NOTRE DAME  | FG-FGA       | 3FG-3FGA    | FT-FTA       | REB       | AST       | BLK      | STL      | PF        | PTS       |
|-------------|--------------|-------------|--------------|-----------|-----------|----------|----------|-----------|-----------|
| Manner      | 3-5          | 0-0         | 3-4          | 2         | 1         | 0        | 2        | 1         | 9         |
| Garrity     | 6-15         | 1-3         | 3-4          | 6         | 2         | 0        | 0        | 3         | 16        |
| Hickey      | 4-7          | 0-0         | 1-2          | 8         | 0         | 2        | 1        | 3         | 9         |
| White       | 5-10         | 3-7         | 5-7          | 6         | 9         | 0        | 1        | 3         | 18        |
| Miller      | 1-3          | 1-1         | 2-2          | 4         | 3         | 0        | 0        | 2         | 5         |
| Wyche       | 0-2          | 0-1         | 0-0          | 3         | 1         | 0        | 0        | 0         | 0         |
| Lalazarian  | 1-1          | 0-0         | 0-0          | 1         | 1         | 0        | 0        | 1         | 2         |
| Friel       | 0-0          | 0-0         | 0-0          | 1         | 0         | 0        | 0        | 1         | 0         |
| Dillon      | 0-0          | 0-0         | 0-0          | 0         | 0         | 0        | 0        | 0         | 0         |
| Gotsch      | 7-9          | 0-0         | 1-2          | 3         | 1         | 2        | 0        | 1         | 15        |
| <b>TEAM</b> | <b>27-52</b> | <b>5-12</b> | <b>15-21</b> | <b>37</b> | <b>18</b> | <b>4</b> | <b>4</b> | <b>15</b> | <b>74</b> |

| SCORE BY PERIODS | 1  | 2  | OT | TOT |
|------------------|----|----|----|-----|
| ORAL ROBERTS     | 29 | 29 | -  | 58  |
| NOTRE DAME       | 35 | 39 | -  | 74  |


**2004-05 (25-8) • NIT FIRST ROUND**

**FIRST ROW (L TO R):** Mike Morgan, Josh Hamilton, Chris Riouse, Ken Tutt, Jonathan Bluitt, Kasey Stewart, Eric Fowlkes, Ben Haynes.

**SECOND ROW (L TO R):** Andrew Meloy, Larry Owens, Mickey Michalec, Matt Gastel, Caleb Green, Schuyler Thomas, Yemi Ogunoye, Moses Ehambe, Luke Spencer-Gardner.

**2004-05 RESULTS (25-8 OVERALL, 13-3 MID-CONTINENT CONFERENCE)**

|         |                       |        |   |
|---------|-----------------------|--------|---|
| Nov. 20 | Oklahoma Wesleyan     | 101-60 | W |
| Nov. 24 | at Northern Arizona   | 70-69  | W |
| Nov. 27 | at St. Louis          | 55-54  | W |
| Dec. 1  | Loyola (Ill.)         | 48-44  | W |
| Dec. 5  | at Tulsa              | 70-47  | W |
| Dec. 11 | at Utah Valley State  | 92-89  | W |
| Dec. 14 | Northern Colorado     | 78-57  | W |
| Dec. 20 | vs. Georgetown        | 81-63  | W |
| Dec. 22 | at Hawaii             | 54-55  | L |
| Dec. 23 | vs. UAB               | 77-84  | L |
| Dec. 28 | Utah Valley State     | 113-68 | W |
| Dec. 31 | at Indiana            | 68-69  | L |
| Jan. 4  | Southern Utah *       | 73-67  | W |
| Jan. 8  | at Valparaiso *       | 75-68  | W |
| Jan. 10 | at Western Illinois * | 83-85  | L |
| Jan. 15 | Centenary *           | 88-65  | W |
| Jan. 20 | Oakland *             | 94-89  | W |
| Jan. 22 | at Chicago State *    | 79-76  | W |

|         |                      |       |   |
|---------|----------------------|-------|---|
| Jan. 27 | IUPUI *              | 86-72 | W |
| Jan. 29 | UMKC *               | 74-88 | L |
| Jan. 31 | at Southern Utah *   | 72-66 | W |
| Feb. 3  | at Centenary *       | 91-67 | W |
| Feb. 10 | Western Illinois *   | 85-55 | W |
| Feb. 12 | Chicago State *      | 65-49 | W |
| Feb. 16 | at Oakland *         | 72-61 | W |
| Feb. 19 | at SW Missouri State | 86-76 | W |
| Feb. 22 | at UMKC              | 70-77 | L |
| Feb. 26 | Valparaiso           | 79-65 | W |
| Feb. 28 | at IUPUI *           | 79-72 | W |

**MID-CONTINENT TOURNAMENT (TULSA, OKLA.)**

|         |                   |       |   |
|---------|-------------------|-------|---|
| March 5 | vs. Southern Utah | 82-59 | W |
| March 7 | vs. IUPUI         | 80-69 | W |
| March 8 | vs. Oakland       | 60-61 | L |

**NATIONAL INVITATION TOURNAMENT (COLLEGE PARK, MD.)**

|          |             |       |   |
|----------|-------------|-------|---|
| March 16 | at Maryland | 72-85 | L |
|----------|-------------|-------|---|

**2004-05 ROSTER**

| #  | NAME                 | POS. | HT.  | CL. | HOMETOWN             |
|----|----------------------|------|------|-----|----------------------|
| 1  | Ken Tutt             | G    | 6-1  | So. | Garland, Texas       |
| 2  | Chris Riouse         | G    | 6-2  | Jr. | Broken Arrow, Okla.  |
| 4  | Larry Owens          | G/F  | 6-7  | Jr. | Mesa, Ariz.          |
| 5  | Luke Spencer-Gardner | G    | 6-1  | Sr. | Melbourne, Aust.     |
| 10 | Mike Morgan          | G    | 6-3  | So. | Rockford, Ill.       |
| 13 | Moses Ehambe         | G/F  | 6-5  | Fr. | Arlington, Texas     |
| 14 | Jonathan Bluitt      | G    | 5-9  | Jr. | Oklahoma City, Okla. |
| 21 | Schuyler Thomas      | F    | 6-9  | Sr. | Fort Valley, Ga.     |
| 22 | Eric Fowlkes         | G/F  | 6-4  | Sr. | Milwaukee, Wisc.     |
| 30 | Caleb Green          | F    | 6-8  | So. | Tulsa, Okla.         |
| 32 | Ben Haynes           | G    | 6-2  | Fr. | Pullman, Wash.       |
| 33 | Andrew Meloy         | G/F  | 6-5  | Sr. | Houston, Texas       |
| 35 | Josh Hamilton        | G    | 6-2  | Fr. | Apple Valley, Calif. |
| 45 | Mickey Michalec      | C    | 6-11 | Jr. | Skiatook, Okla.      |
| 51 | Matt Gastel          | C    | 6-11 | Sr. | Tulsa, Okla.         |
| 52 | Yemi Ogunoye         | F    | 6-8  | So. | Cedar Hill, Texas    |

**2004-05 LEADERS**
**SCORING**

| PLAYER      | G  | PTS. | AVG. |
|-------------|----|------|------|
| Caleb Green | 33 | 369  | 19.4 |
| Ken Tutt    | 33 | 563  | 17.1 |
| Larry Owens | 33 | 305  | 9.2  |

**REBOUNDING**


| PLAYER      | G  | REB. | AVG. |
|-------------|----|------|------|
| Caleb Green | 33 | 306  | 9.3  |
| Larry Owens | 33 | 247  | 7.5  |

**ASSISTS**

| PLAYER               | G  | AST. | AVG. |
|----------------------|----|------|------|
| Jonathan Bluitt      | 33 | 178  | 5.3  |
| Luke Spencer-Gardner | 26 | 98   | 3.8  |

**STEALS**

| PLAYER          | G  | STL. | AVG. |
|-----------------|----|------|------|
| Larry Owens     | 33 | 58   | 1.8  |
| Jonathan Bluitt | 33 | 47   | 1.4  |



A much-anticipated season culminated with a post-season tournament berth, though it wasn't the tournament the Golden Eagles had hoped for. Following a 23-win regular season and a Mid-Continent Conference regular-season title, the Golden Eagles were stunned in the Mid-Con finals by Oakland, losing 61-60 sending the Golden Eagles to the NIT -- their first post-season berth in eight years -- and lost 85-72 at Maryland in a nationally televised first round game. Caleb Green enjoyed a monster sophomore season, earning Mid-Con Player of the Year honors and also capturing Associated Press All-America (HM) honors, the first ORU All-American in over 20 years. Head coach Scott Sutton was honored as the NABC District 12 co-Coach of the Year, sharing the honor with his father, Oklahoma State's Eddie Sutton.

**2004-05 NIT 1ST ROUND**
**ORU VS. MARYLAND (MARCH 16, 2005)  
COLLEGE PARK, MD. (COMCAST CENTER)**

| ORU             | FG-FGA       | 3FG-3FGA    | FT-FTA       | REB       | AST       | BLK      | STL       | PF        | PTS       |
|-----------------|--------------|-------------|--------------|-----------|-----------|----------|-----------|-----------|-----------|
| Green           | 7-20         | 0-0         | 9-12         | 16        | 2         | 0        | 2         | 4         | 23        |
| Michalec        | 4-10         | 0-1         | 0-0          | 7         | 0         | 1        | 1         | 4         | 8         |
| Tutt            | 5-27         | 2-11        | 6-6          | 2         | 3         | 0        | 2         | 4         | 18        |
| Spencer-Gardner | 0-3          | 0-2         | 0-2          | 1         | 1         | 0        | 1         | 3         | 0         |
| Bluitt          | 4-10         | 1-6         | 0-0          | 2         | 3         | 0        | 1         | 4         | 9         |
| Owens           | 4-7          | 0-0         | 2-4          | 6         | 2         | 3        | 4         | 3         | 10        |
| Meloy           | 1-3          | 0-1         | 0-0          | 4         | 2         | 0        | 1         | 1         | 2         |
| Gastel          | 1-1          | 0-0         | 0-0          | 0         | 0         | 0        | 1         | 1         | 2         |
| <b>TEAM</b>     | <b>26-81</b> | <b>3-21</b> | <b>17-24</b> | <b>49</b> | <b>13</b> | <b>4</b> | <b>13</b> | <b>24</b> | <b>72</b> |

| MARYLAND     | FG-FGA       | 3FG-3FGA    | FT-FTA       | REB       | AST       | BLK       | STL      | PF        | PTS       |
|--------------|--------------|-------------|--------------|-----------|-----------|-----------|----------|-----------|-----------|
| Garrison     | 7-14         | 1-2         | 3-4          | 11        | 0         | 4         | 0        | 3         | 18        |
| Caner-Medley | 0-7          | 0-4         | 0-2          | 8         | 5         | 1         | 1        | 3         | 0         |
| Bowers       | 5-9          | 0-1         | 4-5          | 5         | 1         | 2         | 0        | 2         | 14        |
| Ledbetter    | 1-3          | 0-1         | 8-8          | 9         | 5         | 0         | 0        | 0         | 10        |
| Jones        | 6-11         | 3-7         | 3-3          | 3         | 1         | 2         | 2        | 0         | 18        |
| McCray       | 2-10         | 0-7         | 3-4          | 4         | 4         | 0         | 2        | 3         | 7         |
| Gist         | 2-7          | 0-0         | 3-4          | 4         | 0         | 2         | 1        | 2         | 7         |
| Grinnon      | 1-1          | 1-1         | 0-0          | 2         | 1         | 0         | 2        | 0         | 3         |
| Ibckwe       | 2-6          | 0-1         | 4-6          | 8         | 1         | 4         | 0        | 5         | 8         |
| <b>TEAM</b>  | <b>26-68</b> | <b>5-24</b> | <b>28-36</b> | <b>57</b> | <b>18</b> | <b>15</b> | <b>8</b> | <b>19</b> | <b>85</b> |

| SCORE BY PERIODS | 1  | 2  | OT | TOT |
|------------------|----|----|----|-----|
| ORAL ROBERTS     | 32 | 40 | -  | 72  |
| MARYLAND         | 39 | 46 | -  | 85  |



**2011-12 (27-7) • NIT FIRST ROUND**

**FRONT ROW (L TO R):** Warren Niles, Robert Aery, Mikey Manghum, Roderick Pearson, P.J. Purnell, Jake Lliteras

**BACK ROW (L TO R):** Steven Roundtree, Kris Obaseki, Damen Bell-Holter, Shawn Glover, Dominique Morrison, Michael Craion

**2011-12 RESULTS (27-7 OVERALL, 17-1 SUMMIT LEAGUE)**

|         |                         |       |   |
|---------|-------------------------|-------|---|
| Nov. 11 | at West Virginia        | 71-78 | L |
| Nov. 15 | vs. UTSA                | 77-78 | L |
| Nov. 16 | vs. Arkansas-Pine Bluff | 80-44 | W |
| Nov. 19 | Austin Peay             | 71-59 | W |
| Nov. 21 | SMU                     | 62-56 | W |
| Nov. 22 | Florida International   | 73-65 | W |
| Nov. 30 | Missouri State          | 68-63 | W |
| Dec. 3  | Southern Utah *         | 61-55 | W |
| Dec. 8  | at Oklahoma             | 59-73 | L |
| Dec. 12 | at UALR                 | 58-55 | W |
| Dec. 14 | at Gonzaga              | 61-67 | L |
| Dec. 18 | at #8 Xavier            | 64-42 | W |
| Dec. 22 | Texas Tech              | 72-56 | W |
| Dec. 28 | at UMKC *               | 72-65 | W |
| Dec. 30 | at South Dakota *       | 79-67 | W |
| Jan. 3  | at Oakland *            | 89-80 | W |
| Jan. 5  | North Dakota State *    | 89-80 | W |
| Jan. 7  | South Dakota State *    | 79-67 | W |

|  |                         |             |   |
|--|-------------------------|-------------|---|
| Jan. 12  | at Western Illinois *   | 71-70 (2OT) | W |
| Jan. 14  | at IUPUI *              | 81-71       | W |
| Jan. 19  | Fort Wayne *            | 65-54       | W |
| Jan. 21  | Oakland *               | 93-86       | W |
| Jan. 26  | South Dakota *          | 97-64       | W |
| Jan. 28  | UMKC *                  | 77-67       | W |
| Feb. 2   | at South Dakota State * | 60-75       | L |
| Feb. 4   | at North Dakota State * | 85-76       | W |
| Feb. 9   | IUPUI *                 | 76-74 (OT)  | W |
| Feb. 11  | Western Illinois        | 61-51       | W |
| Feb. 15  | at Fort Wayne *         | 75-71       | W |
| Feb. 18  | Akron                   | 67-61       | W |
| Feb. 25  | at Southern Utah *      | 73-71       | W |
| <b>SUMMIT LEAGUE TOURNAMENT (SIOUX FALLS, S.D.)</b>  |                         |             |   |
| March 3  | vs. Fort Wayne          | 71-67       | W |
| March 5  | vs. Western Illinois    | 53-54       | L |
| <b>NATIONAL INVITATION TOURNAMENT (TULSA, OKLA.)</b> |                         |             |   |
| March 14   | Nevada                  | 59-68       | L |

**2011-12 ROSTER**

| #  | NAME               | POS. | HT.  | CL.   | HOMETOWN           |
|----|--------------------|------|------|-------|--------------------|
| 2  | D.J. Jackson       | G    | 5-11 | Fr.   | Kansas City, Mo.   |
| 3  | Robert Aery        | G    | 6-0  | Sr.   | Tulsa, Okla.       |
| 4  | Roderick Pearson   | G    | 6-2  | Sr.   | Kansas City, Mo.   |
| 11 | Shawn Glover       | G/F  | 6-7  | Jr.   | Dallas, Texas      |
| 13 | Warren Niles       | G    | 6-5  | Jr.   | Cincinnati, Ohio   |
| 14 | Jake Lliteras      | G    | 6-5  | R-Fr. | Hillsborough, N.C. |
| 21 | Kris Obaseki       | F    | 6-9  | Fr.   | Houston, Texas     |
| 22 | Steven Roundtree   | F    | 6-8  | So.   | Jacksonville, Fla. |
| 23 | P.J. Purnell       | G    | 6-2  | Fr.   | Silver Spring, Md. |
| 32 | Damen Bell-Holter  | F/C  | 6-9  | Jr.   | Hydaburg, Alaska   |
| 35 | Mikey Manghum      | G    | 6-2  | R-So. | Derby, England     |
| 45 | Dominique Morrison | F    | 6-6  | Sr.   | Kansas City, Mo.   |
| 54 | Michael Craion     | F    | 6-5  | Sr.   | Kansas City, Mo.   |

**2011-12 LEADERS**

**SCORING**

| PLAYER             | G  | PTS. | AVG. |
|--------------------|----|------|------|
| Dominique Morrison | 34 | 674  | 19.8 |
| Warren Niles       | 34 | 411  | 12.1 |
| Michael Craion     | 34 | 372  | 10.9 |

**REBOUNDING**

| PLAYER            | G  | REB. | AVG. |
|-------------------|----|------|------|
| Michael Craion    | 34 | 214  | 6.3  |
| Damen Bell-Holter | 29 | 169  | 5.8  |

**ASSISTS**

| PLAYER           | G  | AST. | AVG. |
|------------------|----|------|------|
| Roderick Pearson | 34 | 127  | 3.7  |
| Warren Niles     | 34 | 75   | 2.2  |

**STEALS**

| PLAYER           | G  | STL. | AVG. |
|------------------|----|------|------|
| Michael Craion   | 34 | 56   | 1.6  |
| Roderick Pearson | 34 | 37   | 1.1  |



Dominique Morrison led the way, earning Summit League Player of the Year honors, while Michael Craion earned second team honors. Warren Niles and Steven Roundtree were named to the honorable mention All-Summit League team. Roundtree was named the Sixth Man of the Year by the conference and Coach Scott Sutton was named the League's Coach of the Year. The Golden Eagles stayed undefeated at home (15-0) during the regular season and earned non-conference victories over then-ranked No. 8 Xavier and Akron in the SEARS/ESPN BracketBuster game on ESPN2. With a 17-1 record in Summit League play, the Golden Eagles won the Summit League Regular Season Championship by two games and the 27 victories is the most in school history at the Division I level.

**2011-12 NIT 1ST ROUND**

**ORU VS. NEVADA (MARCH 14, 2012)**  
TULSA, OKLA. (MABEE CENTER)

| NEVADA      | FG-FGA       | 3FG-3FGA    | FT-FTA       | REB       | AST       | BLK      | STL      | PF        | PTS       |
|-------------|--------------|-------------|--------------|-----------|-----------|----------|----------|-----------|-----------|
| Czyz        | 6-14         | 1-1         | 0-1          | 10        | 0         | 0        | 1        | 0         | 13        |
| Hunt        | 9-16         | 0-0         | 0-0          | 10        | 4         | 5        | 1        | 1         | 18        |
| Evans       | 2-4          | 1-2         | 0-0          | 0         | 1         | 0        | 0        | 4         | 5         |
| Burton      | 4-10         | 1-2         | 8-8          | 8         | 5         | 0        | 0        | 1         | 17        |
| Story       | 2-9          | 2-5         | 2-4          | 4         | 3         | 0        | 0        | 1         | 8         |
| Nyeko       | 0-0          | 0-0         | 0-0          | 0         | 0         | 0        | 0        | 0         | 0         |
| Elliott     | 0-0          | 0-0         | 0-0          | 0         | 0         | 0        | 0        | 0         | 0         |
| Finn        | 0-0          | 0-0         | 0-0          | 0         | 0         | 0        | 0        | 0         | 0         |
| Burris      | 0-3          | 0-0         | 2-2          | 3         | 3         | 0        | 0        | 1         | 2         |
| Panzer      | 2-2          | 1-1         | 0-0          | 2-4       | 0         | 1        | 0        | 2         | 5         |
| <b>TEAM</b> | <b>25-58</b> | <b>6-11</b> | <b>12-15</b> | <b>45</b> | <b>16</b> | <b>6</b> | <b>2</b> | <b>10</b> | <b>68</b> |

| ORU         | FG-FGA       | 3FG-3FGA    | FT-FTA     | REB       | AST       | BLK      | STL      | PF        | PTS       |
|-------------|--------------|-------------|------------|-----------|-----------|----------|----------|-----------|-----------|
| Morrison    | 4-12         | 0-3         | 5-5        | 6         | 2         | 0        | 1        | 4         | 13        |
| Craion      | 4-9          | 0-0         | 0-1        | 7         | 3         | 3        | 2        | 1         | 10        |
| Bell-Holter | 5-10         | 0-0         | 0-0        | 5         | 0         | 3        | 0        | 0         | 10        |
| Pearson     | 5-11         | 2-5         | 1-2        | 3         | 5         | 1        | 2        | 3         | 13        |
| Niles       | 4-11         | 2-5         | 0-0        | 3         | 0         | 0        | 0        | 2         | 10        |
| Lliteras    | 0-1          | 0-0         | 0-0        | 0         | 0         | 1        | 0        | 0         | 0         |
| Roundtree   | 0-4          | 0-0         | 0-0        | 3         | 2         | 0        | 0        | 3         | 0         |
| Manghum     | 1-2          | 1-2         | 0-0        | 0         | 1         | 0        | 0        | 1         | 3         |
| <b>TEAM</b> | <b>24-60</b> | <b>5-15</b> | <b>6-8</b> | <b>29</b> | <b>13</b> | <b>8</b> | <b>5</b> | <b>14</b> | <b>59</b> |

| SCORE BY PERIODS | 1  | 2  | OT | TOT |
|------------------|----|----|----|-----|
| NEVADA           | 29 | 39 | -  | 68  |
| ORAL ROBERTS     | 30 | 29 | -  | 59  |



### 2014-15 (19-15) • CBI QUARTERFINALS

**FIRST ROW (L TO R):** Bobby Word, Dederick Lee, Aaron Young, Jabbar Singleton, Obi Emegano, Aaron Anderson.

**SECOND ROW (L TO R):** Adrion Webber, Darian Harris, Brandon Conley, Albert Owens, Denell Henderson, Jackson Bart, Korey Billbury,

### 2014-15 RESULTS (19-15 OVERALL, 10-6 SUMMIT LEAGUE)

|         |                         |            |   |
|---------|-------------------------|------------|---|
| Nov. 15 | Tulsa                   | 77-68      | W |
| Nov. 19 | at Missouri             | 64-78      | L |
| Nov. 21 | at Oregon State         | 42-55      | L |
| Nov. 25 | vs. Louisiana           | 52-76      | L |
| Nov. 26 | vs. Milwaukee           | 69-66      | W |
| Dec. 1  | at Weber State          | 61-62      | L |
| Dec. 13 | New Mexico State        | 86-83      | W |
| Dec. 15 | Missouri State          | 80-61      | W |
| Dec. 16 | at #15 Oklahoma         | 85-53      | L |
| Dec. 20 | at Memphis              | 78-63      | L |
| Dec. 22 | at Missouri State       | 45-52      | L |
| Dec. 28 | Haskell                 | 94-42      | W |
| Dec. 30 | at Detroit              | 77-73 (OT) | W |
| Jan. 2  | at North Dakota State * | 66-72      | L |
| Jan. 7  | IUPUI *                 | 69-61 (OT) | W |
| Jan. 10 | at Western Illinois *   | 66-57      | W |
| Jan. 14 | Omaha *                 | 102-86     | W |
| Jan. 17 | Fort Wayne *            | 62-58      | W |

|   |                         |       |   |
|---|-------------------------|-------|---|
| Jan. 21   | at Denver *             | 66-73 | L |
| Jan. 24   | South Dakota State *    | 72-76 | L |
| Jan. 27   | Tabor                   | 94-53 | W |
| Jan. 31   | at South Dakota *       | 73-72 | W |
| Feb. 5  | at IUPUI *              | 78-68 | W |
| Feb. 7  | at Fort Wayne *         | 69-75 | L |
| Feb. 12   | Western Illinois *      | 77-67 | W |
| Feb. 14   | South Dakota *          | 83-70 | L |
| Feb. 19   | at Omaha *              | 81-78 | W |
| Feb. 21   | at South Dakota State * | 52-81 | L |
| Feb. 26   | North Dakota State *    | 74-58 | W |
| Feb. 28   | Denver *                | 60-57 | W |
| <b>SUMMIT LEAGUE TOURNAMENT (SIOUX FALLS, S.D.)</b> |                         |       |   |
| March 8   | vs. IUPUI               | 58-56 | W |
| March 9   | vs. North Dakota State  | 56-60 | L |
| <b>COLLEGE BASKETBALL INVITATIONAL</b>              |                         |       |   |
| March 18  | UC-Santa Barbara        | 91-87 | W |
| March 23  | at Loyola               | 78-86 | L |

### 2014-15 ROSTER

| #  | NAME             | POS. | HT.  | CL.  | HOMETOWN            |
|----|------------------|------|------|------|---------------------|
| 0  | Aaron Young      | G    | 5-11 | So.  | Edmond, Okla.       |
| 1  | Bobby Word       | G    | 6-4  | So.  | Lancaster, Texas    |
| 2  | Aaron Anderson   | G    | 6-3  | Jr.  | Edmond, Okla.       |
| 3  | Jabbar Singleton | G    | 6-0  | So.  | New Orleans, La.    |
| 5  | Brandon Conley   | F    | 6-6  | Jr.  | Forth Worth, Texas  |
| 12 | Jackson Bart     | F    | 6-5  | Fr.  | Bartlesville, Okla. |
| 15 | Obi Emegano      | G    | 6-3  | RJr. | Edmond, Okla.       |
| 22 | Adrion Webber    | G    | 6-5  | Sr.  | Muskogee, Okla.     |
| 23 | Dederick Lee     | G    | 6-2  | RFr. | Clarksville, Ark.   |
| 24 | Korey Billbury   | G    | 6-3  | RJr. | Tulsa, Okla.        |
| 33 | Darian Harris    | G    | 6-6  | RFr. | Springdale, Ark.    |
| 34 | Denell Henderson | F    | 6-7  | Sr.  | Demascus, Ark.      |
| 35 | Drew Wilson, III | F    | 6-7  | RJr. | Tulsa, Okla.        |
| 44 | Albert Owens     | F    | 6-9  | Fr.  | Cedar Hill, Texas   |



2014-15 was a season that was highlighted a Mayor's Cup victory and Coach Scott Sutton's 300th career win. Other notable achievements during the 2014-15 season included: Aaron Young finishing the season seventh in ORU history in 3-point percentage after shooting .446 (29-65) for the year, and Brandon Conley moving into 10th in career blocks with 76. ORU had plenty of players step up throughout the season, with six different players leading the team in scoring, eight different players leading the team in rebounding and 10 different players leading the team in assists in a game over the course of the season. Korey Billbury, Obi Emegano, Young and Bobby Word all notched 20 points or more in at least one game, and Billbury, Conley and Denell Henderson each grabbed at least 10 rebounds in a game.

### 2014-15 CBI 1ST ROUND

#### ORU VS. UC-SANTA BARBARA (MARCH 18, 2015) TULSA, OKLA. (MABEE CENTER)

| UCSB        | FG-A         | 3FG-A        | FT-A         | REB       | AST       | BLK      | STL      | PF        | PTS       |
|-------------|--------------|--------------|--------------|-----------|-----------|----------|----------|-----------|-----------|
| Williams    | 7-13         | 0-0          | 5-9          | 10        | 1         | 0        | 2        | 3         | 19        |
| Vincent     | 9-16         | 3-6          | 1-2          | 2         | 4         | 0        | 1        | 4         | 22        |
| Harmon      | 4-8          | 3-6          | 1-1          | 3         | 2         | 0        | 1        | 4         | 12        |
| Bryson      | 5-12         | 0-6          | 1-2          | 8         | 1         | 0        | 2        | 4         | 11        |
| Green       | 7-10         | 4-4          | 0-0          | 4         | 2         | 0        | 1        | 3         | 18        |
| Childress   | 0-2          | 0-0          | 0-0          | 3         | 1         | 1        | 0        | 1         | 0         |
| Taylor      | 0-1          | 0-1          | 0-0          | 0         | 1         | 0        | 0        | 0         | 0         |
| Smith       | 1-4          | 0-0          | 0-0          | 0         | 0         | 0        | 0        | 1         | 2         |
| Brewe       | 0-2          | 0-0          | 1-2          | 1         | 0         | 0        | 0        | 1         | 1         |
| Beeler      | 0-2          | 0-0          | 2-2          | 3         | 0         | 1        | 0        | 2         | 2         |
| <b>TEAM</b> | <b>33-70</b> | <b>10-23</b> | <b>11-18</b> | <b>35</b> | <b>12</b> | <b>2</b> | <b>7</b> | <b>23</b> | <b>87</b> |

| ORU         | FG-A         | 3FG-A        | FT-A         | REB       | AST       | BLK      | STL      | PF        | PTS       |
|-------------|--------------|--------------|--------------|-----------|-----------|----------|----------|-----------|-----------|
| Conley      | 5-7          | 0-0          | 4-6          | 8         | 2         | 0        | 0        | 5         | 14        |
| Henderson   | 2-3          | 0-0          | 4-4          | 3         | 0         | 0        | 1        | 3         | 8         |
| Young       | 5-7          | 4-6          | 0-0          | 3         | 4         | 0        | 1        | 2         | 14        |
| Word        | 5-11         | 3-7          | 3-4          | 2         | 1         | 1        | 0        | 0         | 16        |
| Emegano     | 9-18         | 3-3          | 9-11         | 5         | 4         | 0        | 0        | 2         | 30        |
| Singleton   | 0-0          | 0-0          | 0-0          | 0         | 2         | 0        | 0        | 0         | 0         |
| Webber      | 0-2          | 0-2          | 0-0          | 0         | 2         | 0        | 0        | 0         | 0         |
| Harris      | 1-1          | 1-1          | 0-0          | 2         | 1         | 0        | 0        | 0         | 3         |
| Owens       | 3-5          | 0-0          | 0-0          | 6         | 0         | 1        | 0        | 2         | 6         |
| <b>TEAM</b> | <b>30-54</b> | <b>11-19</b> | <b>20-25</b> | <b>33</b> | <b>16</b> | <b>2</b> | <b>2</b> | <b>14</b> | <b>19</b> |

| SCORE BY PERIODS | 1  | 2  | OT | TOT |
|------------------|----|----|----|-----|
| UC-SANTA BARBARA | 41 | 46 | -  | 87  |
| ORAL ROBERTS     | 39 | 52 | -  | 91  |

### 2014-15 CBI 2ND ROUND

#### ORU VS. LOYOLA (MARCH 23, 2015) CHICAGO, ILL. (GENTILE ARENA)

| ORU         | FG-A         | 3FG-A        | FT-A         | REB       | AST       | BLK      | STL      | PF        | PTS       |
|-------------|--------------|--------------|--------------|-----------|-----------|----------|----------|-----------|-----------|
| Young       | 8-16         | 4-8          | 6-6          | 2         | 3         | 1        | 0        | 3         | 26        |
| Word        | 6-12         | 4-7          | 6-7          | 4         | 3         | 2        | 0        | 4         | 22        |
| Conley      | 2-2          | 0-0          | 2-3          | 4         | 2         | 4        | 0        | 4         | 6         |
| Emegano     | 3-13         | 1-3          | 3-5          | 4         | 2         | 0        | 1        | 4         | 10        |
| Henderson   | 4-7          | 0-0          | 0-1          | 3         | 1         | 0        | 0        | 2         | 8         |
| Singleton   | 0-1          | 0-1          | 0-0          | 0         | 0         | 0        | 0        | 0         | 0         |
| Webber      | 0-2          | 0-2          | 0-0          | 0         | 0         | 0        | 0        | 0         | 0         |
| Harris      | 2-7          | 2-6          | 0-0          | 2         | 3         | 0        | 0        | 5         | 6         |
| Owens       | 0-2          | 0-0          | 0-0          | 1         | 0         | 2        | 0        | 0         | 0         |
| <b>TEAM</b> | <b>25-62</b> | <b>11-27</b> | <b>17-22</b> | <b>24</b> | <b>14</b> | <b>9</b> | <b>1</b> | <b>22</b> | <b>78</b> |

| LOYOLA      | FG-A         | 3FG-A       | FT-A         | REB       | AST       | BLK      | STL      | PF        | PTS       |
|-------------|--------------|-------------|--------------|-----------|-----------|----------|----------|-----------|-----------|
| Peterson    | 4-5          | 0-0         | 11-11        | 4         | 5         | 0        | 1        | 4         | 19        |
| Turk        | 2-4          | 1-3         | 0-0          | 4         | 0         | 0        | 0        | 4         | 5         |
| Richardson  | 1-1          | 1-1         | 2-2          | 3         | 1         | 0        | 0        | 3         | 5         |
| James       | 7-14         | 0-0         | 3-5          | 4         | 2         | 0        | 0        | 0         | 17        |
| Thomas      | 6-11         | 0-0         | 3-6          | 4         | 3         | 0        | 0        | 3         | 15        |
| Ingram      | 1-4          | 1-3         | 0-0          | 6         | 2         | 0        | 0        | 1         | 3         |
| Crisman     | 0-0          | 0-0         | 2-2          | 3         | 1         | 0        | 1        | 2         | 2         |
| Knuth       | 0-0          | 0-0         | 2-2          | 1         | 0         | 0        | 0        | 0         | 2         |
| Dokubo      | 0-0          | 0-0         | 0-0          | 0         | 0         | 0        | 0        | 0         | 0         |
| White       | 1-2          | 1-2         | 1-2          | 4         | 2         | 0        | 1        | 1         | 4         |
| Doyle       | 4-8          | 3-5         | 3-5          | 3         | 4         | 0        | 1        | 5         | 14        |
| <b>TEAM</b> | <b>26-49</b> | <b>7-14</b> | <b>27-35</b> | <b>43</b> | <b>20</b> | <b>0</b> | <b>4</b> | <b>23</b> | <b>86</b> |

| SCORE BY PERIODS | 1  | 2  | OT | TOT |
|------------------|----|----|----|-----|
| ORAL ROBERTS     | 27 | 51 | -  | 78  |
| LOYOLA           | 42 | 44 | -  | 86  |



**2010-11 (19-16) • CIT FIRST ROUND**

**FIRST ROW (L TO R):** Mikey Manghum, Jake Lliteras, Robert Aery, Hunter McClintock, Roderick Pearson, Jr., Alex Desir

**SECOND ROW (L TO R):** Warren Niles, Chris Angsomwine, Tim Morton, Steven Roundtree, Javier Nasarre, Damen Bell-Holter, Dominique Morrison, Michael Craion

**2010-11 RESULTS (19-16 OVERALL, 13-5 SUMMIT LEAGUE)**

|         |                         |       |   |
|---------|-------------------------|-------|---|
| Nov. 12 | at Missouri State       | 61-78 | L |
| Nov. 16 | at Tulsa                | 68-83 | L |
| Nov. 20 | Indiana State           | 69-74 | L |
| Nov. 24 | UALR                    | 86-60 | W |
| Nov. 27 | at Utah                 | 78-70 | W |
| Nov. 30 | at Texas Tech           | 82-86 | L |
| Dec. 2  | at Western Illinois *   | 71-58 | W |
| Dec. 4  | at IUPUI *              | 63-61 | W |
| Dec. 11 | at Oklahoma             | 60-73 | L |
| Dec. 16 | at Missouri             | 62-81 | L |
| Dec. 21 | vs. Miami               | 56-69 | L |
| Dec. 22 | vs. UALR                | 49-52 | L |
| Dec. 23 | vs. Rice                | 80-78 | W |
| Dec. 28 | Fort Wayne *            | 73-76 | L |
| Dec. 30 | Oakland *               | 77-85 | L |
| Jan. 3  | at Akron                | 80-84 | L |
| Jan. 6  | at North Dakota State * | 74-80 | L |
| Jan. 8  | at South Dakota State * | 90-82 | W |
| Jan. 13 | Southern Utah *         | 87-71 | W |

|  |                        |            |   |
|--|------------------------|------------|---|
| Jan. 15  | UMKC *                 | 69-63 (OT) | W |
| Jan. 22  | Centenary *            | 78-65      | W |
| Jan. 27  | at Oakland *           | 85-88      | L |
| Jan. 29  | at Fort Wayne *        | 77-80      | L |
| Feb. 3   | South Dakota State *   | 77-73      | W |
| Feb. 5   | North Dakota State *   | 81-73      | W |
| Feb. 10  | at UMKC *              | 102-81     | W |
| Feb. 12  | at Southern Utah *     | 71-69      | W |
| Feb. 15  | at Centenary *         | 81-61      | W |
| Feb. 19  | Pacific                | 79-63      | W |
| Feb. 24  | IUPUI *                | 92-74      | W |
| Feb. 26  | Western Illinois *     | 69-57      | W |
| <b>SUMMIT LEAGUE TOURNAMENT (SIOUX FALLS, S.D.)</b>  |                        |            |   |
| March 5  | vs. North Dakota State | 72-65      | W |
| March 7  | vs. IUPUI              | 83-77      | W |
| March 8  | vs. Oakland            | 76-90      | L |
| <b>COLLEGEINSIDER.COM TOURNAMENT (DALLAS, TEXAS)</b> |                        |            |   |
| March 16   | at SMU                 | 57-64 (OT) | L |

**2010-11 ROSTER**

| #  | NAME               | POS. | HT.  | CL.   | HOMETOWN           |
|----|--------------------|------|------|-------|--------------------|
| 3  | Robert Aery        | G    | 6-0  | Jr.   | Tulsa, Okla.       |
| 4  | Roderick Pearson   | G    | 6-2  | Jr.   | Kansas City, Mo.   |
| 5  | Tim Morton         | F/C  | 6-9  | So.   | Greenbelt, Md.     |
| 13 | Warren Niles       | G    | 6-4  | So.   | Cincinnati, Ohio   |
| 14 | Jake Lliteras      | G    | 6-5  | Fr.   | Hillsborough, N.C. |
| 20 | Alex Desir         | G    | 6-1  | Sr.   | Lake Worth, Fla.   |
| 22 | Steven Roundtree   | F    | 6-8  | Fr.   | Jacksonville, Fla. |
| 25 | Kyron Stokes       | G/F  | 6-5  | Jr.   | Mansfield, Texas   |
| 30 | Chris Angsomwine   | F    | 6-9  | Jr.   | Accra, Ghana       |
| 32 | Damen Bell-Holter  | F/C  | 6-9  | So.   | Hydaburg, Alaska   |
| 35 | Mikey Manghum      | G    | 6-2  | So.   | Derby, England     |
| 42 | Javier Nasarre     | F/C  | 6-10 | Sr.   | Barbaastro, Spain  |
| 44 | Hunter McClintock  | G    | 6-2  | R-Fr. | Durham, N.C.       |
| 45 | Dominique Morrison | F    | 6-6  | Jr.   | Kansas City, Mo.   |
| 54 | Michael Craion     | F    | 6-5  | Jr.   | Kansas City, Mo.   |

**2010-11 LEADERS**

**SCORING**

| PLAYER             | G  | PTS. | AVG. |
|--------------------|----|------|------|
| Dominique Morrison | 31 | 603  | 19.5 |
| Warren Niles       | 35 | 502  | 14.3 |
| Bell-Holter        | 35 | 464  | 13.3 |

**REBOUNDING**

| PLAYER            | G  | REB. | AVG. |
|-------------------|----|------|------|
| Damen Bell-Holter | 35 | 274  | 7.8  |
| Steven Roundtree  | 35 | 223  | 5.4  |

**ASSISTS**

| PLAYER             | G  | AST. | AVG. |
|--------------------|----|------|------|
| Roderick Pearson   | 34 | 92   | 2.7  |
| Dominique Morrison | 31 | 66   | 2.1  |

**STEALS**

| PLAYER       | G  | STL. | AVG. |
|--------------|----|------|------|
| Ken Holdman  | 35 | 45   | 1.3  |
| Warren Niles | 35 | 36   | 1.0  |

Led by Mid-Major All-American Dominique Morrison and Mid-Major Freshman of the Year Steven Roundtree, the Golden Eagles overcame a slow start to the season and rattled off 10-straight wins to earn a trip back to the Summit League Championship game. The team set an ORU record for the tournament with a combined 231 points and tied records for free throw attempts (74) and steals (20). In addition to a runner-up finish in both the regular season and conference tournament, the Golden Eagles extended the streak of consecutive seasons above the .500 mark to 10. Morrison was a first-team all-conference selection, while Roundtree earned Summit League Newcomer of the Year honors.


**2010-11 CIT 1ST ROUND**

**ORU VS. SMU (MARCH 16, 2011)  
DALLAS, TEXAS (MOODY, COLISEUM)**

| ORU         | FG-FGA       | 3FG-3FGA    | FT-FTA      | REB       | AST       | BLK      | STL      | PF        | PTS       |
|-------------|--------------|-------------|-------------|-----------|-----------|----------|----------|-----------|-----------|
| Roundtree   | 1-3          | 0-0         | 3-4         | 3         | 2         | 0        | 1        | 4         | 5         |
| Bell-Holter | 4-9          | 0-3         | 2-2         | 7         | 2         | 1        | 1        | 5         | 10        |
| Morrison    | 8-14         | 1-2         | 4-7         | 8         | 1         | 0        | 1        | 3         | 21        |
| Pearson     | 2-3          | 0-0         | 0-0         | 3         | 1         | 0        | 0        | 3         | 4         |
| Niles       | 5-20         | 3-9         | 0-0         | 5         | 1         | 1        | 1        | 3         | 13        |
| Morton      | 0-1          | 0-0         | 0-0         | 1         | 0         | 0        | 0        | 0         | 0         |
| Holdman     | 1-3          | 0-1         | 0-0         | 4         | 4         | 1        | 1        | 2         | 2         |
| Stokes      | 1-3          | 0-1         | 0-0         | 1         | 0         | 0        | 0        | 1         | 2         |
| <b>TEAM</b> | <b>22-56</b> | <b>4-16</b> | <b>9-13</b> | <b>34</b> | <b>11</b> | <b>3</b> | <b>5</b> | <b>23</b> | <b>57</b> |

| SMU         | FG-FGA       | 3FG-3FGA   | FT-FTA       | REB       | AST       | BLK      | STL      | PF        | PTS       |
|-------------|--------------|------------|--------------|-----------|-----------|----------|----------|-----------|-----------|
| Nyakundi    | 5-8          | 1-1        | 4-4          | 4         | 0         | 0        | 0        | 3         | 15        |
| Harp        | 1-1          | 0-0        | 4-4          | 3         | 0         | 1        | 0        | 0         | 6         |
| Mangrum     | 2-6          | 1-5        | 1-2          | 2         | 2         | 0        | 1        | 3         | 6         |
| Samarrippas | 2-6          | 0-1        | 0-0          | 1         | 3         | 0        | 3        | 0         | 4         |
| Walker      | 3-6          | 0-0        | 2-2          | 2         | 3         | 0        | 1        | 4         | 8         |
| Clinkscates | 0-1          | 0-1        | 0-0          | 0         | 0         | 0        | 0        | 0         | 0         |
| Haynes      | 2-3          | 0-0        | 3-5          | 0         | 1         | 0        | 2        | 1         | 7         |
| Patsevich   | 0-1          | 0-1        | 1-1          | 0         | 1         | 0        | 1        | 2         | 1         |
| Dia         | 7-16         | 0-0        | 3-4          | 15        | 0         | 5        | 1        | 3         | 17        |
| <b>TEAM</b> | <b>22-48</b> | <b>2-9</b> | <b>18-22</b> | <b>30</b> | <b>10</b> | <b>6</b> | <b>9</b> | <b>16</b> | <b>64</b> |

| SCORE BY PERIODS | 1  | 2  | OT | TOT |
|------------------|----|----|----|-----|
| ORU ROBERTS      | 22 | 30 | 5  | 57  |
| SMU              | 24 | 28 | 12 | 64  |



**2012-13 (20-15) • CIT ELITE EIGHT**

**FIRST ROW (L TO R):** Korey Billbury, Caleb Tannehill, Mikey Manghum, D.J. Jackson, P.J. Purnell, Jake Llitteras, Obi Emegano

**SECOND ROW (L TO R):** Brandon Conley, Josh White, Steven Roundtree, Damen Bell-Holter, Jordan Kaufman, Shawn Glover, Corbin Byford, Warren Niles

**2012-13 RESULTS (20-15 OVERALL, 13-5 SOUTHLAND CONFERENCE)**

|         |                         |            |   |
|---------|-------------------------|------------|---|
| Nov. 9  | at UTEP                 | 49-69      | L |
| Nov. 14 | St. Gregory's           | 90-41      | W |
| Nov. 19 | at Pacific              | 69-67      | W |
| Nov. 22 | vs. Loyola Marymount    | 75-66      | W |
| Nov. 23 | vs. Charlotte           | 58-72      | L |
| Nov. 24 | vs. Belmont             | 67-70      | L |
| Nov. 28 | Oklahoma                | 62-63      | L |
| Dec. 1  | at Missouri State       | 72-52      | W |
| Dec. 5  | at Texas State          | 86-77      | W |
| Dec. 18 | at #4 Arizona           | 64-89      | L |
| Dec. 22 | Tulsa                   | 68-72      | L |
| Dec. 28 | at Memphis              | 57-72      | L |
| Jan. 3  | at Southeastern La. *   | 86-72      | W |
| Jan. 5  | at Nicholls State *     | 76-63      | W |
| Jan. 10 | Northwestern State *    | 80-74      | W |
| Jan. 12 | Stephen F. Austin *     | 50-61      | L |
| Jan. 17 | at A&M-Corpus Christi * | 64-52      | W |
| Jan. 19 | at Sam Houston State *  | 65-61 (OT) | W |
| Jan. 24 | Lamar *                 | 91-74      | W |

|   |                         |            |   |
|---|-------------------------|------------|---|
| Jan. 26                                   | McNeese State *         | 75-54      | W |
| Jan. 31                                   | Nicholls State *        | 90-78      | W |
| Feb. 2                                    | Southeastern La. *      | 65-59      | W |
| Feb. 7                                    | at Northwestern State * | 73-85      | L |
| Feb. 9                                    | at Stephen F. Austin *  | 67-77      | L |
| Feb. 14                                   | Sam Houston State *     | 74-64      | W |
| Feb. 16                                   | A&M-Corpus Christi *    | 56-51      | W |
| Feb. 19                                   | Central Arkansas        | 94-65      | W |
| Feb. 23                                   | Weber State             | 66-70      | L |
| Feb. 28                                   | at McNeese State        | 54-56      | L |
| March 2                                   | at Lamar *              | 68-50      | W |
| March 9                                   | at Central Arkansas *   | 84-86 (OT) | L |
| <b>SOUTHLAND TOURNAMENT (KATY, TEXAS)</b> |                         |            |   |
| March 14                                  | vs. Sam Houston State   | 55-58      | L |
| <b>COLLEGEINSIDER.COM TOURNAMENT</b>      |                         |            |   |
| March 20                                  | at UT Arlington         | 84-76      | W |
| March 25                                  | UC Irvine               | 76-62      | W |
| March 27                                  | at Weber State          | 74-83      | L |

**2012-13 ROSTER**

| #  | NAME              | POS. | HT.  | CL.   | HOMETOWN           |
|----|-------------------|------|------|-------|--------------------|
| 0  | Caleb Tannehill   | G    | 5-10 | Fr.   | Nashville, Tenn.   |
| 3  | Corbin Byford     | F    | 6-6  | Fr.   | Velma, Okla.       |
| 5  | Brandon Conley    | F    | 6-5  | Fr.   | Ft. Worth, Texas   |
| 11 | Shawn Glover      | F    | 6-7  | Jr.   | Dallas, Texas      |
| 12 | D.J. Jackson      | G    | 5-11 | R-Fr. | Kansas City, Mo.   |
| 13 | Warren Niles      | G    | 6-5  | Sr.   | Cincinnati, Ohio   |
| 14 | Jake Llitteras    | G    | 6-5  | R-So. | Hillsborough, N.C. |
| 22 | Steven Roundtree  | F    | 6-8  | Jr.   | Jacksonville, Fla. |
| 23 | Korey Billbury    | G    | 6-2  | R-Fr. | Tulsa, Okla.       |
| 25 | P.J. Purnell      | G    | 6-2  | R-Fr. | Silver Spring, Md. |
| 31 | Jordan Kaufman    | C    | 7-0  | Fr.   | Andover, Kan.      |
| 32 | Damen Bell-Holter | F/C  | 6-9  | Sr.   | Hydaburg, Alaska   |
| 35 | Mikey Manghum     | G    | 6-2  | R-Jr. | Derby, England     |



better than just win a postseason tournament game, they won a pair and made it to the quarterfinals of the CIT. Bell-Holter and Niles ended their careers in the top-10 in a number of single season and career statistical categories in ORU history. Niles finished with 1,984 career points (8th) and 292 made 3-pointers (4th), while Bell-Holter finished fifth with 878 career rebounds and fourth with 139 career blocks. Bell-Holter was also the first in the nation during 2012-13 to post 25 points and 20 rebounds in a game, and the first at ORU since Caleb Green. Aside from those two, it was a young ORU team, with just 15 combined years of experience between 15 players on the roster, making ORU one of the youngest teams in the nation. The youth showed up as ORU faced a new conference and bowed out of the tournament early. With a renewed excitement in the CIT, ORU posted two dominant wins in the first two rounds before facing a Weber State team that won 17 of its last 19 games and 30 games on the season.

Despite a difficult non-conference schedule, ORU posted a second consecutive 20-win season and won a postseason tournament game for the first time in 38 years. Led by the senior duo of Damen Bell-Holter and Warren Niles, both of whom earned NABC All-District First Team honors, the Golden Eagles did





### 2012-13 LEADERS

#### SCORING

| PLAYER            | G  | PTS. | AVG. |
|-------------------|----|------|------|
| Warren Niles      | 35 | 662  | 18.9 |
| Damen Bell-Holter | 35 | 544  | 15.5 |
| Shawn Glover      | 33 | 475  | 14.4 |

#### REBOUNDING

| PLAYER            | G  | REB. | AVG. |
|-------------------|----|------|------|
| Damen Bell-Holter | 35 | 328  | 9.4  |
| Steven Roundtree  | 23 | 147  | 6.4  |

#### ASSISTS

| PLAYER         | G  | AST. | AVG. |
|----------------|----|------|------|
| D.J. Jackson   | 35 | 91   | 2.6  |
| Korey Billbury | 35 | 87   | 2.5  |

#### STEALS

| PLAYER         | G  | STL. | AVG. |
|----------------|----|------|------|
| Korey Billbury | 35 | 43   | 1.2  |
| Shawn Glover   | 33 | 40   | 1.2  |

### 2012-13 CIT 1ST ROUND

#### ORU VS. UT ARLINGTON (MARCH 20, 2013) ARLINGTON, TEXAS (COLLEGE PARK CENTER)

| ORU         | FG-FGA       | 3FG-3FGA    | FT-FTA       | REB       | AST       | BLK      | STL      | PF        | PTS       |
|-------------|--------------|-------------|--------------|-----------|-----------|----------|----------|-----------|-----------|
| Glover      | 7-12         | 0-2         | 4-6          | 8         | 3         | 3        | 1        | 1         | 18        |
| Roundtree   | 8-11         | 0-0         | 1-3          | 11        | 2         | 0        | 1        | 4         | 17        |
| Bell-Holter | 3-6          | 0-1         | 9-12         | 4         | 0         | 1        | 0        | 2         | 15        |
| Niles       | 7-15         | 4-8         | 6-8          | 7         | 1         | 0        | 2        | 1         | 24        |
| Billbury    | 0-3          | 0-1         | 0-0          | 4         | 0         | 0        | 0        | 3         | 0         |
| Conley      | 0-0          | 0-0         | 1-4          | 2         | 0         | 0        | 0        | 1         | 1         |
| Jackson     | 0-3          | 0-0         | 9-9          | 2         | 3         | 0        | 1        | 2         | 9         |
| Manghum     | 0-1          | 0-1         | 0-0          | 1         | 1         | 0        | 0        | 2         | 0         |
| <b>TEAM</b> | <b>25-51</b> | <b>4-13</b> | <b>30-42</b> | <b>42</b> | <b>10</b> | <b>4</b> | <b>5</b> | <b>16</b> | <b>84</b> |

| UT ARLINGTON | FG-FGA       | 3FG-3FGA    | FT-FTA       | REB       | AST       | BLK      | STL      | PF        | PTS       |
|--------------|--------------|-------------|--------------|-----------|-----------|----------|----------|-----------|-----------|
| Butler       | 4-11         | 1-6         | 2-4          | 2         | 0         | 0        | 1        | 5         | 11        |
| Gruszecki    | 8-15         | 5-8         | 0-0          | 4         | 1         | 0        | 0        | 4         | 21        |
| Reves        | 5-8          | 0-0         | 1-2          | 6         | 1         | 0        | 2        | 5         | 11        |
| White-Miller | 3-8          | 1-5         | 1-2          | 3         | 7         | 0        | 1        | 3         | 8         |
| Catlett      | 2-5          | 0-0         | 3-5          | 1         | 6         | 0        | 0        | 4         | 7         |
| Outler       | 1-5          | 1-5         | 0-0          | 0         | 1         | 0        | 1        | 4         | 3         |
| Charles      | 1-2          | 0-0         | 0-0          | 1         | 0         | 0        | 0        | 5         | 2         |
| Gainey       | 1-5          | 0-0         | 0-0          | 5         | 0         | 0        | 0        | 0         | 2         |
| Edwards      | 4-9          | 0-1         | 3-4          | 9         | 1         | 6        | 1        | 2         | 11        |
| Rodgers      | 0-1          | 0-0         | 0-0          | 0         | 0         | 0        | 0        | 0         | 0         |
| <b>TEAM</b>  | <b>29-69</b> | <b>8-25</b> | <b>10-17</b> | <b>34</b> | <b>17</b> | <b>6</b> | <b>6</b> | <b>32</b> | <b>76</b> |

| SCORE BY PERIODS | 1  | 2  | OT | TOT |
|------------------|----|----|----|-----|
| ORAL ROBERTS     | 43 | 41 | -  | 84  |
| UT ARLINGTON     | 27 | 49 | -  | 76  |



### 2012-13 CIT 2ND ROUND

#### ORU VS. UC IRVINE (MARCH 25, 2013) TULSA, OKLA. (MABEE CENTER)

| UC IRVINE   | FG-FGA       | 3FG-3FGA    | FT-FTA      | REB       | AST       | BLK      | STL      | PF        | PTS       |
|-------------|--------------|-------------|-------------|-----------|-----------|----------|----------|-----------|-----------|
| Wilder      | 5-8          | 3-6         | 0-0         | 3         | 2         | 1        | 1        | 3         | 13        |
| Davis       | 7-15         | 0-0         | 1-2         | 5         | 1         | 2        | 2        | 2         | 15        |
| Young       | 2-7          | 0-2         | 1-2         | 5         | 2         | 0        | 1        | 1         | 5         |
| McNealy     | 4-9          | 2-3         | 1-2         | 5         | 1         | 0        | 1        | 4         | 11        |
| Starring    | 2-7          | 0-3         | 1-3         | 3         | 4         | 0        | 0        | 2         | 5         |
| Flowers     | 1-5          | 1-2         | 0-0         | 1         | 3         | 0        | 1        | 3         | 3         |
| Souza       | 0-1          | 0-1         | 0-0         | 0         | 1         | 0        | 1        | 1         | 0         |
| McConnell   | 0-1          | 0-0         | 0-0         | 0         | 0         | 0        | 0        | 0         | 0         |
| Folker      | 1-4          | 0-0         | 2-3         | 2         | 0         | 0        | 0        | 1         | 4         |
| Ryan        | 0-0          | 0-0         | 0-0         | 4         | 2         | 0        | 1        | 0         | 0         |
| Wright      | 2-3          | 0-0         | 2-2         | 0         | 0         | 0        | 0        | 2         | 6         |
| <b>TEAM</b> | <b>24-60</b> | <b>6-17</b> | <b>8-14</b> | <b>33</b> | <b>16</b> | <b>3</b> | <b>8</b> | <b>19</b> | <b>62</b> |

| ORU         | FG-FGA       | 3FG-3FGA    | FT-FTA       | REB       | AST       | BLK      | STL       | PF        | PTS       |
|-------------|--------------|-------------|--------------|-----------|-----------|----------|-----------|-----------|-----------|
| Glover      | 8-14         | 0-2         | 0-0          | 6         | 2         | 0        | 1         | 1         | 16        |
| Roundtree   | 6-11         | 0-0         | 9-12         | 13        | 4         | 0        | 3         | 3         | 21        |
| Bell-Holter | 3-11         | 0-0         | 4-4          | 6         | 0         | 4        | 1         | 3         | 10        |
| Niles       | 3-12         | 1-7         | 2-4          | 4         | 2         | 0        | 2         | 3         | 9         |
| Billbury    | 2-4          | 0-0         | 3-4          | 2         | 1         | 0        | 0         | 1         | 7         |
| Conley      | 0-0          | 0-0         | 0-0          | 1         | 0         | 0        | 0         | 5         | 0         |
| Jackson     | 4-8          | 0-2         | 3-4          | 4         | 1         | 0        | 2         | 1         | 11        |
| Manghum     | 0-1          | 0-1         | 2-2          | 2         | 1         | 0        | 0         | 0         | 2         |
| <b>TEAM</b> | <b>26-61</b> | <b>1-12</b> | <b>23-30</b> | <b>43</b> | <b>11</b> | <b>5</b> | <b>10</b> | <b>17</b> | <b>76</b> |

| SCORE BY PERIODS | 1  | 2  | OT | TOT |
|------------------|----|----|----|-----|
| UC IRVINE        | 23 | 39 | -  | 62  |
| ORAL ROBERTS     | 34 | 42 | -  | 76  |

### 2012-13 CIT ELITE EIGHT

#### ORU VS. WEBER STATE (MARCH 27, 2013) OGDEN, UTAH (DEE EVENTS CENTER)

| ORU         | FG-FGA       | 3FG-3FGA    | FT-FTA       | REB       | AST       | BLK      | STL      | PF        | PTS       |
|-------------|--------------|-------------|--------------|-----------|-----------|----------|----------|-----------|-----------|
| Glover      | 9-17         | 0-0         | 1-2          | 2         | 2         | 0        | 1        | 4         | 19        |
| Roundtree   | 2-5          | 0-0         | 1-2          | 8         | 0         | 0        | 1        | 5         | 5         |
| Bell-Holter | 7-8          | 1-1         | 4-6          | 8         | 1         | 1        | 0        | 4         | 19        |
| Jackson     | 2-5          | 2-4         | 0-0          | 1         | 4         | 0        | 1        | 3         | 6         |
| Niles       | 5-8          | 2-9         | 6-8          | 4         | 2         | 1        | 1        | 3         | 18        |
| Conley      | 1-1          | 0-0         | 1-2          | 3         | 0         | 0        | 0        | 2         | 3         |
| Billbury    | 2-5          | 0-1         | 0-0          | 2         | 2         | 0        | 2        | 2         | 4         |
| Manghum     | 0-0          | 0-0         | 0-0          | 0         | 0         | 0        | 1        | 0         | 0         |
| <b>TEAM</b> | <b>28-59</b> | <b>5-15</b> | <b>13-20</b> | <b>29</b> | <b>11</b> | <b>2</b> | <b>7</b> | <b>23</b> | <b>74</b> |

| WEBER STATE | FG-FGA       | 3FG-3FGA    | FT-FTA       | REB       | AST       | BLK      | STL      | PF        | PTS       |
|-------------|--------------|-------------|--------------|-----------|-----------|----------|----------|-----------|-----------|
| Otis        | 2-3          | 0-0         | 0-1          | 9         | 2         | 0        | 1        | 2         | 4         |
| Berry       | 8-15         | 4-7         | 7-8          | 6         | 10        | 0        | 3        | 1         | 27        |
| Tresnak     | 6-12         | 0-0         | 7-8          | 8         | 1         | 1        | 1        | 3         | 19        |
| Bamfoth     | 5-9          | 3-7         | 5-6          | 5         | 2         | 0        | 0        | 2         | 18        |
| Richardson  | 2-4          | 1-3         | 3-4          | 1         | 3         | 1        | 0        | 1         | 8         |
| Wheelwright | 1-5          | 0-2         | 1-2          | 1         | 1         | 0        | 0        | 1         | 3         |
| Bolomboy    | 2-4          | 0-0         | 0-0          | 7         | 0         | 1        | 0        | 4         | 4         |
| Williams    | 0-1          | 0-1         | 0-0          | 1         | 0         | 0        | 2        | 0         | 0         |
| Hajek       | 0-0          | 0-0         | 0-0          | 0         | 0         | 0        | 0        | 2         | 0         |
| <b>TEAM</b> | <b>26-53</b> | <b>8-20</b> | <b>23-29</b> | <b>39</b> | <b>19</b> | <b>3</b> | <b>7</b> | <b>16</b> | <b>83</b> |

| SCORE BY PERIODS | 1  | 2  | OT | TOT |
|------------------|----|----|----|-----|
| ORAL ROBERTS     | 31 | 43 | -  | 74  |
| WEBER STATE      | 34 | 49 | -  | 83  |





**2019-20 (17-14) • CIT INVITE**

**FIRST ROW (L TO R):** D'Mauria Jones, Sam Kearns, R.J. Fuqua, Deondre Burns, Max Abmas, Aidan Saunders

**SECOND ROW (L TO R):** Kevin Obanor, Carlos Jurgens, Emmanuel Nzekwesi, Elijah Lufile, Francis Lacin, Ty Lazenby, DeShang Weaver

\* 2019-20 CollegInsider.com Postseason Tournament (CIT) canceled due to COVID-19 \*

**2019-20 RESULTS (17-14 OVERALL, 9-7 SUMMIT LEAGUE)**

|         |                         |       |   |
|---------|-------------------------|-------|---|
| Nov. 6  | at Oklahoma State       | 75-80 | L |
| Nov. 8  | Houston Baptist         | 95-81 | W |
| Nov. 12 | at Tulsa                | 67-74 | L |
| Nov. 15 | at Iowa                 | 74-87 | L |
| Nov. 19 | Rogers State            | 73-60 | W |
| Nov. 23 | at Wichita State        | 59-68 | L |
| Nov. 25 | Southwestern Christian  | 99-45 | W |
| Dec. 3  | at Creighton *          | 60-72 | L |
| Dec. 8  | Haskell *               | 95-55 | W |
| Dec. 14 | Central Oklahoma        | 69-57 | W |
| Dec. 17 | at Chicago State        | 97-59 | W |
| Dec. 21 | Missouri State          | 82-72 | W |
| Dec. 28 | at BYU                  | 73-79 | L |
| Jan. 2  | at South Dakota State * | 79-96 | L |
| Jan. 4  | at Omaha *              | 67-74 | L |
| Jan. 9  | North Dakota State *    | 79-73 | W |

|   |                         |             |   |
|---|-------------------------|-------------|---|
| Jan. 11   | North Dakota *          | 88-73       | W |
| Jan. 16   | at Western Illinois *   | 87-70       | W |
| Jan. 18   | at Purdue Fort Wayne *  | 92-68       | W |
| Jan. 25   | at South Dakota *       | 80-91       | L |
| Jan. 29   | South Dakota State *    | 61-76       | L |
| Feb. 1  | Denver *                | 86-77       | W |
| Feb. 6  | at North Dakota *       | 68-74       | L |
| Feb. 8  | at North Dakota State * | 76-83       | L |
| Feb. 12   | Omaha *                 | 81-78 (OT)  | W |
| Feb. 15   | South Dakota *          | 94-80       | W |
| Feb. 20   | at Denver *             | 96-100 (OT) | L |
| Feb. 27   | Western Illinois *      | 113-70      | W |
| Feb. 29   | Purdue Fort Wayne *     | 72-66       | W |
| <b>SUMMIT LEAGUE TOURNAMENT (SIOUX FALLS, S.D.)</b> |                         |             |   |
| March 8   | vs. Omaha               | 79-52       | W |
| March 9   | vs. North Dakota State  | 69-75       | L |

**2019-20 ROSTER**

| #                             | NAME              | POS.               | HT.  | CL.  | HOMETOWN            |
|-------------------------------|-------------------|--------------------|------|------|---------------------|
| 0                             | Kevin Obanor      | F                  | 6-8  | RSo. | Houston, Texas      |
| 1                             | Elijah Lufile     | F/C                | 6-8  | RSo. | Milton, Ontario     |
| 2                             | Deondre Burns     | G                  | 6-3  | Sr.  | Yazoo City, Miss.   |
| 3                             | Max Abmas         | G                  | 6-1  | Fr.  | Rockwall, Texas     |
| 5                             | D'Mauria Jones    | G                  | 6-3  | RJr. | Los Angeles, Calif. |
| 10                            | Sam Kearns        | G                  | 6-1  | Sr.  | San Antonio, Texas  |
| 11                            | Carlos Jurgens    | G                  | 6-5  | So.  | Tartu, Estonia      |
| 12                            | R.J. Fuqua        | G                  | 5-11 | RSo. | Tulsa, Okla.        |
| 13                            | Aidan Saunders    | G                  | 6-4  | Sr.  | Lithonia, Ga.       |
| 14                            | DeShang Weaver    | F                  | 6-8  | So.  | Houston, Texas      |
| 21                            | Ty Lazenby        | G                  | 6-5  | Sr.  | Glencoe, Okla.      |
| 22                            | Francis Lacin     | F                  | 6-7  | So.  | Riga, Latvia        |
| 23                            | Emmanuel Nzekwesi | F                  | 6-8  | RSr. | Trophy Club, Texas  |
| <b>Head Coach</b>             |                   | Paul Mills         |      |      |                     |
| <b>Assistant Coach</b>        |                   | Solomon Bozeman    |      |      |                     |
| <b>Assistant Coach</b>        |                   | Russell Springmann |      |      |                     |
| <b>Assistant Coach</b>        |                   | Sam Patterson      |      |      |                     |
| <b>Director of Operations</b> |                   | Steve Upshaw       |      |      |                     |
| <b>Video Coordinator</b>      |                   | Iain Laymon        |      |      |                     |

**2019-20 LEADERS**

**SCORING**

| PLAYER            | G  | PTS. | AVG. |
|-------------------|----|------|------|
| Emmanuel Nzekwesi | 25 | 408  | 16.3 |
| Deondre Burns     | 31 | 473  | 15.3 |
| Max Abmas         | 31 | 448  | 14.5 |
| Kevin Obanor      | 31 | 380  | 12.3 |

**REBOUNDING**

| PLAYER            | G  | REB. | AVG. |
|-------------------|----|------|------|
| Emmanuel Nzekwesi | 25 | 247  | 9.9  |
| Kevin Obanor      | 31 | 213  | 6.9  |
| Elijah Lufile     | 26 | 139  | 5.3  |

**ASSISTS**

| PLAYER        | G  | AST. | AVG. |
|---------------|----|------|------|
| Deondre Burns | 31 | 128  | 4.1  |
| R.J. Fuqua    | 24 | 90   | 3.8  |

**STEALS**

| PLAYER            | G  | STL. | AVG. |
|-------------------|----|------|------|
| R.J. Fuqua        | 24 | 36   | 1.5  |
| Emmanuel Nzekwesi | 25 | 27   | 1.1  |



Highlighted by a brilliant effort on its home court all season, the 2019-20 Oral Roberts men's basketball team went on to post its first winning campaign in five years thanks to a 13-1 mark at the Mabee Center. ORU finished the year 17-14 overall, with a 9-7 record in Summit League play to tie for fourth place, and picked up an invite into a postseason event for the first time since 2015 earning a spot in the CollegInsider.com Tournament (CIT).

The Golden Eagles put together a pair of four-game win streaks during the year coming in late December and mid January helping the squad get off to a 4-2 start in conference competition. Back-to-back wins to close the regular season gave the Golden Eagles momentum before its first postseason win since 2015 taking down Omaha in the quarterfinal round at The Summit League Championship.

Aided by their ability to protect the basketball, the Golden Eagles ranked 10th in the NCAA in scoring offense averaging 80.2 points per game as four players averaged double-digit scoring.

**TOURNAMENT RECORDS**

**ALL-COLLEGE CLASSIC (5-8)**

**OKLAHOMA CITY, OKLA.**

|               |                     |            |
|---------------|---------------------|------------|
| Dec. 27, 1973 | Weber State         | W, 82-79   |
| Dec. 28, 1973 | Houston             | W, 118-108 |
| Dec. 29, 1973 | Southern California | L, 75-96   |
| Dec. 27, 1977 | Arizona State       | L, 66-82   |
| Dec. 29, 1977 | Oklahoma City       | W, 80-65   |
| Dec. 30, 1977 | Austin Peay         | L, 73-80   |
| Dec. 29, 1987 | Oklahoma            | L, 93-144  |
| Dec. 30, 1987 | Iowa                | L, 94-126  |
| Dec. 29, 1998 | Cal Poly            | W, 96-78   |
| Dec. 30, 1998 | Oklahoma            | L, 69-85   |
| Dec. 29, 2000 | Oklahoma            | L, 51-84   |
| Dec. 30, 2000 | UT-Pan American     | L, 62-81   |
| Dec. 20, 2008 | Oklahoma State      | W, 74-59   |

**AMERICA'S YOUTH CLASSIC (1-1)**

**STILLWATER, OKLA.**

|               |                   |          |
|---------------|-------------------|----------|
| Nov. 19, 1999 | Idaho (OT)        | L, 70-71 |
| Nov. 20, 1999 | Appalachian State | W, 78-68 |

**ARKANSAS STATE CLASSIC (1-1)**

**JONESBORO, ARK.**

|              |                |           |
|--------------|----------------|-----------|
| Dec. 7, 1990 | Arkansas State | L, 67-80  |
| Dec. 8, 1990 | Texas Southern | W, 103-98 |

**BANK IV/BOATMEN'S\* CLASSIC (3-1)**

**TULSA, OKLA. (MABEE CENTER)**

|               |                   |          |
|---------------|-------------------|----------|
| Dec. 2, 1994  | Texas A&M         | L, 58-60 |
| Dec. 3, 1994  | Appalachian State | W, 73-68 |
| Dec. 30, 1995 | Tulsa             | W, 90-78 |
| Dec. 30, 1996 | Southern Miss.    | W, 61-53 |

\*-Bank IV: 1994-95; Boatmen's: 1996

**BMA HOLIDAY CLASSIC (0-2)**

**KANSAS CITY, MO.**

|               |              |          |
|---------------|--------------|----------|
| Dec. 29, 1987 | Missouri     | L, 57-84 |
| Dec. 30, 1987 | Pennsylvania | L, 63-71 |

**BRACKETBUSTERS SERIES (4-3)**

|               |                     |          |
|---------------|---------------------|----------|
| Feb. 18, 2012 | Akron *             | W, 67-61 |
| Feb. 19, 2011 | Pacific *           | W, 79-63 |
| Feb. 20, 2010 | Austin Peay #       | W, 89-80 |
| Feb. 23, 2008 | Creighton *         | L, 64-65 |
| Feb. 17, 2007 | Utah State *        | L, 65-71 |
| Feb. 18, 2006 | Montana %           | L, 74-88 |
| Feb. 19, 2005 | SWMissouri State \$ | W, 86-76 |

\*-Tulsa, Okla.; #-Clarksville, Tenn.; %-Missoula, Mont.; \$-Springfield, Mo.

**BYU COUGAR CLASSIC (0-2)**

**PROVO, UTAH**

|               |            |           |
|---------------|------------|-----------|
| Dec. 13, 1991 | Princeton  | L, 55-64  |
| Dec. 14, 1991 | Utah State | L, 97-109 |

**BYU HOLIDAY CLASSIC (2-1)**

**PROVO, UTAH**

|               |            |          |
|---------------|------------|----------|
| Dec. 28, 2006 | Seton Hall | W, 76-74 |
| Dec. 29, 2006 | BYU        | L, 62-72 |
| Dec. 30, 2006 | Liberty    | W, 90-58 |

**CABLE CAR CLASSIC (1-1)**

**SAN FRANCISCO, CALIF.**

|               |               |          |
|---------------|---------------|----------|
| Dec. 19, 1975 | San Francisco | L, 76-98 |
| Dec. 20, 1975 | Santa Clara   | W, 89-68 |

**CANCUN CHALLENGE (4-4)**

**CANCUN, MEXICO**

|               |             |          |
|---------------|-------------|----------|
| Nov. 18, 2009 | at Stanford | W, 83-81 |
|---------------|-------------|----------|



2013 Cancun Challenge Champions

|               |                   |          |
|---------------|-------------------|----------|
| Nov. 21, 2009 | at Virginia       | L, 55-76 |
| Nov. 24, 2009 | Sam Houston State | L, 65-71 |
| Nov. 25, 2009 | Florida A&M       | W, 72-51 |
| Nov. 21, 2013 | at Saint Louis    | L, 55-72 |
| Nov. 23, 2013 | at Wisconsin      | L, 67-76 |
| Nov. 26, 2013 | Georgia Southern  | W, 67-65 |
| Nov. 27, 2013 | Bowling Green *   | W, 63-56 |

\*-Tournament Championship

**CENTRAL ARKANSAS CLASSIC (1-1)**

**CONWAY, ARK.**

|               |                  |            |
|---------------|------------------|------------|
| Nov. 20, 1989 | Hendrix          | W, 134-114 |
| Nov. 21, 1989 | Central Arkansas | L, 80-102  |

**DOMINO'S PIZZA CLASSIC (1-1)**

**BETHANY, OKLA.**

|              |                   |            |
|--------------|-------------------|------------|
| Dec. 8, 1989 | Southern Nazarene | W, 127-108 |
| Dec. 9, 1989 | Okla. Christian   | L, 93-98   |

**FAR WEST CLASSIC (2-1)**

**PORTLAND, ORE.**

|               |                |           |
|---------------|----------------|-----------|
| Dec. 27, 1976 | North Carolina | L, 84-100 |
| Dec. 29, 1976 | Bowling Green  | W, 83-76  |
| Dec. 30, 1976 | Oregon State   | W, 77-68  |

**GATOR BOWL (1-1)**

**JACKSONVILLE, FLA.**

|              |              |          |
|--------------|--------------|----------|
| Dec. 2, 1988 | Alabama      | W, 91-86 |
| Dec. 3, 1988 | Jacksonville | L, 89-92 |

**GREAT ALASKA SHOOTOUT (3-3)**

**ANCHORAGE, ALASKA**

|               |                  |          |
|---------------|------------------|----------|
| Nov. 23, 2005 | Southern Cal     | W, 68-48 |
| Nov. 25, 2005 | Marquette        | L, 70-73 |
| Nov. 26, 2005 | Monmouth         | W, 62-54 |
| Nov. 22, 2012 | Loyola Marymount | W, 76-66 |
| Nov. 23, 2012 | Charlotte        | L, 58-72 |
| Nov. 24, 2012 | Belmont          | L, 67-70 |

**INDIANA CLASSIC (0-2)**

**BLOOMINGTON, IND.**

|               |                  |          |
|---------------|------------------|----------|
| Dec. 10, 1993 | Washington State | L, 50-98 |
| Dec. 11, 1993 | Tennessee Tech   | L, 73-99 |

**JOHN BROWN CLASSIC (2-2)**

**SILOAM SPRINGS, ARK.**

|               |                    |           |
|---------------|--------------------|-----------|
| Jan. 6, 1967  | Harris Teachers    | W, 91-84  |
| Jan. 7, 1967  | McKendree          | W, 102-84 |
| Nov. 23, 1967 | Northeastern State | L, 76-79  |
| Nov. 24, 1967 | Okla. Christian    | L, 78-86  |

**JOE LAPCHICK CLASSIC (1-1)**

**NEW YORK, N.Y.**

|               |            |          |
|---------------|------------|----------|
| Nov. 30, 1979 | St. John's | L, 78-90 |
| Dec. 1, 1979  | Princeton  | W, 70-62 |

**KYLT/COCA COLA CLASSIC (2-0)**

**MISSOULA, MONT.**

|              |               |          |
|--------------|---------------|----------|
| Dec. 6, 1996 | Southern Utah | W, 59-58 |
|--------------|---------------|----------|

|              |         |          |
|--------------|---------|----------|
| Dec. 7, 1996 | Montana | W, 78-69 |
|--------------|---------|----------|

**LAS VEGAS HOLIDAY HOOPS CLASSIC (1-2)**

**LAS VEGAS, NEV.**

|               |                      |          |
|---------------|----------------------|----------|
| Dec. 21, 2010 | Miami                | L, 56-69 |
| Dec. 22, 2010 | Arkansas-Little Rock | L, 49-52 |
| Dec. 23, 2010 | Rice                 | W, 80-78 |

**LEGENDS CLASSIC (0-4)**

**MALIBU, CALIF.**

|               |                   |          |
|---------------|-------------------|----------|
| Nov. 16, 2018 | at Oklahoma State | L, 48-91 |
| Nov. 20, 2018 | Montana           | L, 64-69 |
| Nov. 21, 2018 | Pepperdine        | L, 76-80 |
| Nov. 24, 2018 | at Penn State     | L, 48-86 |

**LOUISVILLE HOLIDAY CLASSIC (1-1)**

**LOUISVILLE, KY.**

|               |                   |           |
|---------------|-------------------|-----------|
| Dec. 28, 1978 | Mississippi State | L, 69-91  |
| Dec. 29, 1978 | Wisconsin         | W, 102-69 |

**MARSHALL INVITATIONAL (3-1)**

**HUNTINGTON, W.VA.**

|               |               |          |
|---------------|---------------|----------|
| Dec. 13, 1974 | Idaho State   | W, 59-55 |
| Dec. 14, 1974 | Marshall      | L, 73-82 |
| Dec. 6, 1991  | Marshall      | W, 82-62 |
| Dec. 7, 1991  | South Florida | W, 99-92 |

**MEN AGAINST BREAST CANCER CLASSIC (3-0)**

**HARRISONBURG, VA.**

|               |                           |               |
|---------------|---------------------------|---------------|
| Nov. 20, 2015 | UT Martin *               | W, 70-66      |
| Nov. 21, 2015 | James Madison*            | W, 74-64      |
| Nov. 22, 2015 | Florida International * # | W, 76-70 (OT) |
| Nov. 23, 2018 | Northern Illinois %       | L, 66-87      |
| Nov. 24, 2018 | Oakland %                 | L, 76-87      |
| Nov. 25, 2018 | James Madison %           | W, 78-69 (OT) |

\*-Harrisonburg, Va.; #-Tournament Championship; %-Rochester, Mich.

**MGM GRAND MAIN EVENT (2-2)**

**LAS VEGAS, NEV.**

|               |                 |          |
|---------------|-----------------|----------|
| Nov. 15, 2014 | at Tulsa        | W, 77-68 |
| Nov. 21, 2014 | at Oregon State | L, 42-55 |
| Nov. 25, 2014 | Louisiana       | L, 76-52 |
| Nov. 26, 2014 | Milwaukee       | W, 69-66 |

**MID-CONTINENT CONFERENCE/SUMMIT LEAGUE (25-16)**



2007 Mid-Con Champions

|              |                         |          |
|--------------|-------------------------|----------|
| Mar. 1, 1998 | Southern Utah (20T) *   | W, 94-84 |
| Mar. 3, 1998 | Youngstown State *      | L, 60-74 |
| Mar. 1, 1999 | Youngstown State *      | W, 72-68 |
| Mar. 2, 1999 | Valparaiso *            | L, 69-73 |
| Mar. 5, 2000 | Youngstown State #      | W, 67-59 |
| Mar. 6, 2000 | Valparaiso #            | L, 56-71 |
| Mar. 4, 2001 | Youngstown State #      | W, 73-70 |
| Mar. 5, 2001 | Southern Utah #         | L, 62-73 |
| Mar. 3, 2002 | Western Illinois (OT) # | W, 86-75 |
| Mar. 4, 2002 | IUPUI #                 | L, 53-58 |
| Mar. 9, 2003 | UMKC %                  | L, 76-73 |
| Mar. 7, 2004 | UMKC %                  | L, 86-73 |
| Mar. 5, 2005 | Southern Utah \$        | W, 82-59 |

|               |                      |               |
|---------------|----------------------|---------------|
| Mar. 7, 2005  | IUPUI \$             | W, 80-69      |
| Mar. 8, 2005  | Oakland \$           | L, 60-61      |
| Mar. 4, 2006  | Western Illinois \$  | W, 60-53      |
| Mar. 6, 2006  | Valparaiso \$        | W, 77-58      |
| Mar. 7, 2006  | Chicago State \$     | W, 85-72      |
| Mar. 3, 2007  | Centenary \$         | W, 79-59      |
| Mar. 5, 2007  | IUPUI \$             | W, 75-54      |
| Mar. 6, 2007  | Oakland \$           | W, 71-67      |
| Mar. 8, 2008  | Centenary \$         | W, 84-56      |
| Mar. 10, 2008 | Fort Wayne \$        | W, 58-42      |
| Mar. 11, 2008 | IUPUI \$             | W, 71-64      |
| Mar. 7, 2009  | South Dakota State ~ | L, 69-72 (OT) |



|               |                      |               |
|---------------|----------------------|---------------|
| Mar. 7, 2010  | North Dakota State ~ | W, 65-64 (OT) |
| Mar. 8, 2010  | IUPUI ~              | L, 65-69      |
| Mar. 5, 2011  | North Dakota State ~ | W, 72-65      |
| Mar. 7, 2011  | IUPUI ~              | W, 83-77      |
| Mar. 8, 2011  | Oakland ~            | L, 90-76      |
| Mar. 3, 2012  | Fort Wayne ~         | W, 71-67      |
| Mar. 5, 2012  | Western Illinois ~   | L, 53-54      |
| Mar. 8, 2015  | IUPUI ~              | W, 58-56      |
| Mar. 9, 2015  | North Dakota State ~ | L, 56-60      |
| Mar. 5, 2016  | South Dakota State ~ | L, 70-73      |
| Mar. 4, 2018  | Denver ~             | L, 88-90 (OT) |
| Mar. 10, 2019 | North Dakota State ~ | L, 73-86      |
| Mar. 8, 2020  | Omaha ~              | W, 79-52      |
| Mar. 9, 2020  | North Dakota State ~ | L, 69-75      |
| Mar. 7, 2021  | North Dakota ~       | W, 76-65      |
| Mar. 8, 2021  | South Dakota State ~ | W, 90-88      |
| Mar. 9, 2021  | North Dakota State ~ | W, 75-72      |

\*- Moline, Ill., #- Fort Wayne, Ind., %-Kansas City, Mo.

\$-Tulsa, Okla., --Sioux Falls, S.D.



#### MIDWESTERN COLLEGIATE CONF. (7-6)

|               |                    |            |
|---------------|--------------------|------------|
| Mar. 1, 1980  | Oklahoma City *    | W, 101-100 |
| Mar. 2, 1980  | Loyola (Chicago) * | W, 103-93  |
| Mar. 3, 1981  | Evansville *       | L, 71-77   |
| Mar. 2, 1982  | Xavier #           | L, 71-74   |
| Mar. 9, 1983  | Detroit *          | L, 77-78   |
| Mar. 8, 1984  | Oklahoma City %    | W, 79-78   |
| Mar. 9, 1984  | Evansville %       | W, 101-91  |
| Mar. 10, 1984 | Xavier %           | W, 68-66   |
| Mar. 7, 1985  | St. Louis #        | W, 56-53   |
| Mar. 8, 1985  | Evansville #       | W, 74-69   |

|               |                     |          |
|---------------|---------------------|----------|
| Mar. 9, 1985  | Loyola (Chicago) #  | L, 83-89 |
| Feb. 27, 1986 | Loyola (Chicago) \$ | L, 70-76 |
| Feb. 26, 1987 | St. Louis \$        | L, 64-75 |

\*-Evansville, Ind. #-Tulsa, Okla. %-Chicago, Ill. \$-Indianapolis, Ind.

#### NASSAU CLASSIC (1-1) LONG ISLAND, N.Y.

|               |              |          |
|---------------|--------------|----------|
| Dec. 19, 1972 | Jacksonville | L, 89-92 |
| Dec. 20, 1972 | Hofstra      | W, 74-68 |

#### NATIONAL INVITATION TOURNAMENT (NIT) (2-8)

|               |                      |          |
|---------------|----------------------|----------|
| Mar. 18, 1972 | vs. Memphis State *  | W, 94-74 |
| Mar. 21, 1972 | at St. John's *      | L, 78-94 |
| Mar. 17, 1973 | vs. North Carolina * | L, 65-82 |
| Mar. 16, 1975 | vs. Memphis State *  | W, 97-95 |
| Mar. 20, 1975 | vs. Oregon*          | L, 59-68 |
| Mar. 9, 1977  | Oregon #             | L, 89-90 |
| Mar. 9, 1981  | Oklahoma #           | L, 73-81 |
| Mar. 12, 1997 | at Notre Dame        | L, 58-74 |
| Mar. 16, 2005 | at Maryland          | L, 72-85 |
| Mar. 18, 2012 | Nevada #             | L, 59-68 |

\*-New York, N.Y., #-Tulsa, Okla.

#### NCAA TOURNAMENT (2-5)

|               |                  |               |
|---------------|------------------|---------------|
| Mar. 19, 1974 | Syracuse         | W, 86-82      |
| Mar. 14, 1974 | Louisville       | W, 96-93      |
| Mar. 16, 1974 | Kansas           | L, 90-93 (OT) |
| Mar. 15, 1984 | Memphis State    | L, 83-92      |
| Mar. 17, 2006 | Memphis          | L, 78-94      |
| Mar. 15, 2007 | Washington State | L, 54-70      |
| Mar. 20, 2008 | Pittsburgh       | L, 63-82      |

#### NIT TIP-OFF (3-1)

|               |                      |          |
|---------------|----------------------|----------|
| Nov. 15, 2011 | UTSA*                | L, 77-78 |
| Nov. 16, 2011 | Arkansas-Pine Bluff* | W, 80-44 |
| Nov. 21, 2011 | SMU #                | W, 62-56 |
| Nov. 22, 2011 | FIU #                | W, 73-65 |

\*-Stillwater, Okla., #-Tulsa, Okla.

#### OIL CAPITAL CLASSIC (3-3)

##### TULSA, OKLA.

|               |              |          |
|---------------|--------------|----------|
| Dec. 12, 1980 | Tulane       | W, 96-90 |
| Dec. 13, 1980 | Georgia      | L, 65-81 |
| Dec. 11, 1981 | Connecticut  | W, 69-67 |
| Dec. 12, 1981 | Tulsa        | L, 63-80 |
| Dec. 17, 1982 | Pan American | W, 85-76 |
| Dec. 18, 1982 | Tulsa        | L, 56-63 |

#### OKLAHOMA CHRISTIAN CLASSIC (2-0)

##### EDMOND, OKLA.

|              |                    |           |
|--------------|--------------------|-----------|
| Jan. 4, 1991 | Southern Nazarene  | W, 86-80  |
| Jan. 5, 1991 | Oklahoma Christian | W, 124-95 |

#### ORU CLASSIC (10-0)

##### TULSA, OKLA.

|               |                   |           |
|---------------|-------------------|-----------|
| Dec. 29, 1971 | Connecticut       | W, 106-68 |
| Dec. 30, 1971 | Loyola Marymount  | W, 103-86 |
| Dec. 29, 1972 | St. Mary's (CA)   | W, 110-96 |
| Dec. 30, 1972 | Montana State     | W, 116-68 |
| Dec. 21, 1973 | Los Angeles State | W, 103-76 |
| Dec. 22, 1973 | Murray State      | W, 86-83  |
| Dec. 27, 1974 | Harvard (OT)      | W, 91-84  |
| Dec. 28, 1974 | Bowling Green     | W, 95-86  |
| Jan. 5, 1990  | Arkansas Tech     | W, 92-66  |
| Jan. 6, 1990  | SW Oklahoma       | W, 89-72  |

#### PARADISE JAM (0-3)

##### ST. THOMAS, VIRGIN ISLANDS

|               |          |               |
|---------------|----------|---------------|
| Nov. 18, 2016 | Ole Miss | L, 88-95 (OT) |
| Nov. 19, 2016 | Loyola   | L, 53-78      |
| Nov. 21, 2016 | Montana  | L, 47-68      |

#### PIONEER CLASSIC (2-0)

##### PLAINVIEW, TEXAS

|              |                 |           |
|--------------|-----------------|-----------|
| Dec. 1, 1989 | W. New Mexico   | W, 121-87 |
| Dec. 2, 1989 | Panhandle State | W, 93-58  |

#### QUINCY INTERNATIONAL (4-2)

##### QUINCY, ILL.

|               |                   |           |
|---------------|-------------------|-----------|
| Dec. 26, 1968 | Washburn          | L, 68-74  |
| Dec. 27, 1968 | Defiance          | W, 92-73  |
| Dec. 28, 1968 | Quincy            | W, 90-63  |
| Dec. 26, 1970 | St. Benedict      | W, 120-83 |
| Dec. 27, 1970 | Illinois Wesleyan | W, 87-69  |
| Dec. 28, 1970 | Tennessee State   | L, 85-89  |

#### RAINBOW CLASSIC (1-2)

##### HONOLULU, HAWAII

|               |            |          |
|---------------|------------|----------|
| Dec. 20, 2004 | Georgetown | W, 81-63 |
| Dec. 22, 2004 | Hawaii     | L, 54-55 |
| Dec. 23, 2004 | UAB        | L, 77-84 |

#### SAN JUAN SHOOTOUT (4-5)

##### SAN JUAN, PUERTO RICO

|               |                       |          |
|---------------|-----------------------|----------|
| Dec. 21, 1997 | Tennessee Tech        | W, 97-53 |
| Dec. 22, 1997 | St. Bonaventure       | L, 67-70 |
| Dec. 23, 1997 | Southern Miss         | L, 62-73 |
| Dec. 20, 2001 | Jacksonville          | W, 73-64 |
| Dec. 21, 2001 | Texas-Pan Am          | L, 58-67 |
| Dec. 22, 2001 | Florida International | W, 66-55 |
| Dec. 20, 2008 | Wright State          | L, 46-59 |
| Dec. 21, 2008 | Murray State          | L, 76-78 |
| Dec. 22, 2008 | South Florida         | W, 86-63 |

#### SOONER INVITATIONAL (1-1)

##### NORMAN, OKLA.

|               |                      |          |
|---------------|----------------------|----------|
| Nov. 21, 2003 | South Carolina State | W, 63-60 |
| Nov. 22, 2003 | at Oklahoma          | L, 68-84 |

#### SOUTHLAND CONFERENCE (1-2)

##### KATY, TEXAS

|               |                   |          |
|---------------|-------------------|----------|
| Mar. 14, 2013 | Sam Houston State | L, 55-58 |
| Mar. 12, 2014 | McNeese State     | W, 66-62 |
| Mar. 13, 2014 | Sam Houston State | L, 61-70 |

#### STATE FARM CLASSIC (1-1)

##### CHARLESTON, S.C.

|               |             |          |
|---------------|-------------|----------|
| Dec. 29, 2002 | Howard      | L, 62-72 |
| Dec. 30, 2002 | Maryland-BC | W, 68-48 |

#### UNITED AIRLINES TIP-OFF TOURN. (0-2)

##### HONOLULU, HAWAII

|               |                     |          |
|---------------|---------------------|----------|
| Nov. 26, 1999 | VMI                 | L, 44-56 |
| Nov. 28, 1999 | William & Mary (OT) | L, 76-82 |

#### VALDOSTA STATE CLASSIC (1-1)

##### VALDOSTA, GA.

|              |                    |          |
|--------------|--------------------|----------|
| Jan. 2, 1967 | Valdosta State     | L, 59-90 |
| Jan. 3, 1967 | West Georgia State | W, 61-48 |

#### WESTERN CAROLINA HOLIDAY (2-1)

##### CULLHOWEE, N.C.

|               |                  |           |
|---------------|------------------|-----------|
| Dec. 12, 1968 | Morris Harvey    | L, 68-77  |
| Dec. 13, 1968 | Western Carolina | W, 102-69 |
| Dec. 14, 1968 | Winston-Salem    | W, 98-89  |



## ALL-TIME VS. AP TOP 25 (11-56 OVERALL, 6-8 HOME)

### BY RANK

| DATE          | RANK | OPPONENT               | SCORE         | LOCATION               | NOTES                            |
|---------------|------|------------------------|---------------|------------------------|----------------------------------|
| Dec. 17, 2008 | 1    | North Carolina         | L, 84-100     | Chapel Hill, N.C.      | ESPN                             |
| Dec. 28, 1991 | 2    | UCLA                   | L, 62-113     | Las Angeles, Calif.    |                                  |
| Dec. 21, 1976 | 3    | San Francisco          | L, 76-86      | San Francisco, Calif.  |                                  |
| Jan. 25, 1992 | 3    | Oklahoma State         | L, 61-84      | Mabee Center           |                                  |
| Nov. 15, 2006 | 3    | Kansas                 | W, 78-71      | Lawrence, Kan.         | Highest ranked foe ever defeated |
| Nov. 14, 2022 | 3    | Houston                | L, 45-83      | Houston, Texas         |                                  |
| Jan. 14, 1993 | 4    | Kansas                 | L, 72-140     | Lawrence, Kan.         |                                  |
| Mar. 17, 2006 | 4    | Memphis                | L, 78-94      | Dallas, Texas          | NCAA Tournament                  |
| Dec. 18, 2007 | 4    | Texas                  | L, 56-66      | Austin, Texas          |                                  |
| Dec. 18, 2012 | 4    | Arizona                | L, 64-89      | Tucson, Ariz.          | Pac-12 Networks                  |
| Dec. 7, 1978  | 5    | Kansas                 | L, 77-90      | Lawrence, Kan.         |                                  |
| Dec. 14, 1988 | 5    | Georgetown             | L, 75-91      | Washington, D.C.       |                                  |
| Dec. 10, 1988 | 6    | Oklahoma               | L, 122-152    | Norman, Okla.          |                                  |
| Dec. 15, 1980 | 7    | Indiana                | L, 56-65      | Bloomington, Ind.      |                                  |
| Feb. 25, 1982 | 7    | Tulsa                  | L, 70-91      | Tulsa, Okla.           | Convention Center                |
| Dec. 12, 2015 | 7    | Oklahoma               | L, 73-96      | Norman, Okla.          |                                  |
| Mar. 19, 2021 | 7    | Ohio State             | W, 75-72      | West Lafayette, Ind.   | NCAA Tournament                  |
| Nov. 29, 1993 | 8    | Oklahoma State         | L, 52-94      | Stillwater, Okla.      |                                  |
| Jan. 8, 1996  | 8    | Villanova              | L, 46-64      | Philadelphia, Pa.      |                                  |
| Dec. 18, 2011 | 8    | Xavier                 | W, 64-42      | Cincinnati, Ohio       | Worst loss inside Cintas Center  |
| Jan. 31, 1979 | 9    | Georgetown             | W, 75-74      | Washington, D.C.       |                                  |
| Dec. 30, 1985 | 9    | LSU                    | L, 64-82      | Baton Rouge, La.       |                                  |
| Dec. 30, 2013 | 9    | Baylor                 | L, 55-81      | Waco, Texas            |                                  |
| Dec. 27, 1976 | 10   | North Carolina         | L, 84-100     | Portland, Ore.         | Far West Classic                 |
| Dec. 29, 1987 | 10   | Oklahoma               | L, 93-144     | Oklahoma City, Okla.   | All-College Classic              |
| Dec. 17, 2016 | 10   | Creighton              | L, 65-66      | Omaha, Neb.            |                                  |
| Mar. 27, 2021 | 10   | Arkansas               | L, 70-72      | Indianapolis, Ind.     | NCAA Tournament                  |
| Mar. 17, 1973 | 11   | North Carolina         | L, 65-82      | Madison Square Garden  | NIT                              |
| Dec. 1, 1978  | 11   | LSU                    | L, 75-91      | Baton Rouge, La.       |                                  |
| Dec. 7, 2013  | 11   | Wichita State          | L, 58-71      | Wichita, Kan.          | Led 30-22 at halftime            |
| Feb. 24, 1973 | 12   | Southwestern Louisiana | L, 89-104     | Mabee Center           | First National TV Game (NBC)     |
| Feb. 27, 1978 | 12   | Florida State          | L, 76-80 (OT) | Mabee Center           |                                  |
| Nov. 23, 2013 | 12   | Wisconsin              | L, 67-76      | Madison, Wis.          | 2013 Cancun Challenge            |
| Mar. 18, 1972 | 13   | Memphis                | W, 94-74      | Memphis, Tenn.         | NIT                              |
| Feb. 4, 1978  | 13   | DePaul                 | L, 57-63      | Chicago, Ill.          |                                  |
| Jan. 23, 1979 | 13   | Marquette              | L, 60-75      | Milwaukee, Wisc.       |                                  |
| Mar. 15, 2007 | 13   | Washington State       | L, 54-70      | Sacramento, Calif.     | NCAA Tournament                  |
| Dec. 23, 2009 | 13   | New Mexico             | W, 75-66      | Mabee Center           | FCS                              |
| Dec. 16, 2010 | 13   | Missouri               | L, 62-81      | Columbia, Mo.          | Mizzou Sports Network            |
| Nov. 13, 2023 | 13   | Texas A&M              | L, 66-74      | College Station, Texas |                                  |
| Dec. 29, 1973 | 14   | Southern Cal.          | L, 75-96      | Oklahoma City, Okla.   | All-College Classic              |
| Mar. 16, 1974 | 14   | Kansas                 | L, 90-93 (OT) | Mabee Center           | NCAA Tournament Regional Final   |
| Dec. 12, 1981 | 14   | Tulsa                  | L, 63-80      | Tulsa, Okla.           | Convention Center                |
| Dec. 30, 1987 | 14   | Iowa                   | L, 94-126     | Oklahoma City, Okla.   | All-College Classic              |
| Nov. 22, 2003 | 14   | Oklahoma               | L, 68-84      | Norman, Okla.          |                                  |
| Dec. 28, 2005 | 14   | Oklahoma               | L, 73-81      | Norman, Okla.          |                                  |
| Mar. 15, 1984 | 15   | Memphis                | L, 83-92      | Memphis, Tenn.         | NCAA Tournament                  |
| Nov. 13, 2007 | 15   | Texas A&M              | L, 53-67      | College Station, Texas | Preseason NIT                    |
| Dec. 15, 2014 | 15   | Oklahoma               | L, 53-85      | Norman, Okla.          |                                  |
| Mar. 14, 1974 | 16   | Louisville             | W, 96-93      | Mabee Center           | NCAA Tournament                  |
| Dec. 20, 1977 | 16   | Kansas                 | L, 73-91      | Mabee Center           |                                  |
| Nov. 30, 1979 | 16   | St. John's             | L, 78-90      | Queens, N.Y.           |                                  |
| Dec. 8, 1984  | 16   | North Carolina         | L, 65-87      | Chapel Hill, N.C.      |                                  |
| Nov. 27, 1996 | 16   | Arkansas               | W, 86-81      | Mabee Center           |                                  |
| Jan. 23, 1992 | 17   | Oklahoma               | L, 89-130     | Norman, Okla.          |                                  |
| Dec. 29, 2000 | 17   | Oklahoma               | L, 51-84      | Oklahoma City, Okla.   |                                  |
| Mar. 20, 2008 | 17   | Pittsburgh             | L, 63-82      | Denver, Colo.          |                                  |
| Dec. 8, 1979  | 18   | BYU                    | L, 75-76      | Mabee Center           |                                  |
| Dec. 15, 1973 | 19   | Jacksonville           | L, 86-91      | Jacksonville, Fla.     |                                  |
| Feb. 6, 1978  | 19   | Illinois State         | L, 71-84      | Normal, Ill.           |                                  |
| Dec. 17, 1979 | 19   | Missouri               | L, 73-84      | Columbia, Mo.          |                                  |
| Jan. 21, 1993 | 19   | Oklahoma State         | L, 45-90      | Mabee Center           |                                  |
| Nov. 11, 2018 | 20   | TCU                    | L, 62-79      | Fort Worth, Texas      |                                  |
| Dec. 3, 1979  | 20   | Kansas                 | W, 75-72      | Mabee Center           |                                  |
| Jan. 12, 1980 | 20   | Georgetown             | W, 76-65      | Mabee Center           |                                  |
| Jan. 12, 1984 | 20   | Tulsa                  | L, 78-84      | Mabee Center           |                                  |
| Mar. 16, 2023 | 21   | Duke                   | L, 51-74      | Amway Center           |                                  |
| Dec. 19, 2002 | 22   | Tulsa                  | L, 80-90      | Tulsa, Okla.           |                                  |
| Dec. 30, 1995 | 25   | Tulsa                  | W, 90-78      | Mabee Center           |                                  |
| Jan. 14, 1998 | 25   | TCU                    | L, 93-94      | Fort Worth, Texas      |                                  |

### ORU IN THE POLLS

**1971-72**  
 20 - Feb. 22  
 17 - Feb. 29  
 17 - March 7  
 16 - March 14 \*

18 - March 19  
 18 - March 27 \*  
  
**2012-13**  
 RV - Preseason

**1972-73**  
 18 - Preseason  
 12 - Dec. 5  
 10 - Dec. 12  
 16 - Dec. 26  
 19 - Jan. 30  
 19 - Feb. 6

**2022-23**  
 RV - Jan. 23  
 RV - Jan. 30  
 RV - Feb. 6  
 RV - Feb. 13  
 RV - Feb. 20  
 RV - Feb. 27  
 RV - March 6

**1973-74**  
 19 - Jan. 29  
 19 - Feb. 5  
 20 - Feb. 26

\*-Final AP Ranking

**ALL-TIME LETTERWINNERS**

| A                  |            | G                       |                   | M                     |                   | S                    |           |
|--------------------|------------|-------------------------|-------------------|-----------------------|-------------------|----------------------|-----------|
| Jerome Abbage      | 1991-95    | Jerry Gagnon            | 1966-67           | Justin Lovvorn        | 2020-21           | Steven Roundtree     | 2010-13   |
| Max Abmas          | 2019-2023  | Rob Gardner             | 1991-92           | Rich Lucas            | 1973-74           | Austin Ruder         | 2017-18   |
| Jeff Acres         | 1980-85    | Brian Garner            | 1991-92           | Ron Lucas             | 1966-67           | Chad Rumfelt         | 1996-97   |
| Mark Acres         | 1981-85    | Homer Garner            | 1990-91           | Charlie Ludwig        | 2000-01           | <b>S</b>             |           |
| Emir Ahmedic       | 2017-19    | Calvin Garrett          | 1978-80           | Elijah Lufile         | 2019-22           | Da'Monn Sanders      | 1998-00   |
| Robert Aery        | 2010-12    | Matt Gastel             | 2000-05           | <b>M</b>              |                   | Kelvin Sango         | 2006-09   |
| Akin Akin-Otiko    | 1983-87    | Lester Gill             | 1981-82           | Kendall Mack          | 1985-87           | Aidan Saunders       | 2018-20   |
| Jonathan Alexandre | 2020-22    | Tim Gill                | 1994-98           | Michael Mading        | 1991-93           | Mike Schaffitzel     | 1987-89   |
| Curtis Allen       | 2007-08    | Isaac Gilliam           | 2015-17           | Kaelen Malone         | 2018-19           | Chaz Schneider       | 2018-19   |
| Cam Amboree        | 2022-24    | Dwight Givens           | 1980-85           | Kellen Manek          | 2017-18           | Alvin Scott          | 1973-77   |
| Don Amez           | 1966-67    | RJ Glasper              | 2020-21           | Mikey Manghum         | 2009-13           | Kenzie Scott         | 1987-88   |
| Aaron Anderson     | 2014-17    | Adam Glennville         | 2013-16           | Antonio Martin        | 1977-80           | Kevin Scruggs        | 1995-97   |
| Josh Atkinson      | 1999-04    | Shawn Glover            | 2011-14           | Kris Martin           | 2015-17           | Jake Shannon         | 2022-24   |
| <b>B</b>           |            | Scott Goodwin           | 1986-87           | Don Martinez          | 1970-72           | Don Shell            | 1966-70   |
| Larry Baker        | 1970-73    | Mark Gottfried          | 1982-83           | Paul Massey           | 1966-69           | John Showman         | 1977-82   |
| Vincent Banks      | 1973-75    | Arthur Graham           | 1976-78           | David Mason           | 2013-14           | Jabbar Singleton     | 2013-15   |
| Corey Barnes       | 1991-92    | Bruceal Green           | 2002-03           | Andy Mathurin         | 2000-03           | Bobby Smith          | 1987-88   |
| Markius Barnes     | 2000-02    | Caleb Green             | 2003-07           | <b>Issac McBride</b>  | <b>2021-pres.</b> | Eric Smith           | 1983-86   |
| Jackson Bart       | 2014-15    | Robert Griffin          | 1978-80           | Sam McCamey           | 1970-72           | Fred Smith           | 1992-94   |
| Ricky Baskin       | 1978-80    | <b>H</b>                |                   | Sam McCants           | 1973-74           | Kemble Smith         | 1989-90   |
| Junior Bell        | 1984-86    | Abraham Hamilton        | 2001-02           | Earl McClellan        | 1993-97           | Kerwin Smith         | 2018-19   |
| Damen Bell-Holter  | 2009-13    | Theo Hanna              | 1994-96           | Hunter McClintock     | 2010-11           | Maurice Smith        | 1985-87   |
| Jerry Belton       | 1996-97    | Carl Hardaway           | 1966-70           | Dezmond McDaniel      | 2016-17           | Josef Soret          | 1993-95   |
| Jamie Bergens      | 2020-pres. | Andre Hardy             | 2007-09           | Greg McDougald        | 1972-74           | Adam Spanich         | 1995-96   |
| Butch Berry        | 1983-85    | Darian Harris           | 2014-17           | Kevin McGee           | 1980-84           | Albert Spencer       | 1976-78   |
| Korey Billbury     | 2011-15    | Jontray Harris          | 2016-18           | Chris McKinney        | 1992-94           | Luke Spencer-Gardner | 2000-05   |
| Nathan Binam       | 1997-00    | Nate Harris             | 1969-70           | Murvell McMurray      | 1969-70           | Sylvester Spicer     | 2006-07   |
| Evan Black         | 1999-01    | Larry Hart              | 1968-69           | Andrew Meloy          | 2000-06           | Jules Springs        | 1987-89   |
| Jonathan Bluiitt   | 2002-06    | Ben Haynes              | 2006-08           | Kenny Meyers          | 1994-95           | Robbie Stecker       | 1988-90   |
| Kenny Bohanon      | 1992-94    | Cornal Henderson        | 1991-92           | Mickey Michalec       | 2004-06           | Kyle Stewart         | 1998-2002 |
| Steve Bontrager    | 1979-81    | Denell Henderson        | 2013-15           | Brian Miles           | 1983-87           | Sheldon Stevens      | 2020-21   |
| Reggie Borges      | 2001-03    | Jay Henderson           | 1995-99           | Chris Miller          | 2016-19           | Kyron Stokes         | 2008-11   |
| Al Boswell         | 1972-74    | Matthew Henton          | 2021-22           | <b>Jalen Miller</b>   | <b>2023-Pres.</b> | Howard Suggs         | 1988-90   |
| Jalen Bradley      | 2015-17    | Bill Herring            | 1972-74           | Ingram Montgomery     | 1968-73           | Dave Sumrall         | 1996-01   |
| Tyrone Brandson    | 1968-70    | <b>Sir Issac Herron</b> | <b>2021-pres.</b> | <b>Braeden Moore</b>  | <b>2023-Pres.</b> | Greg Sutton          | 1988-91   |
| Kip Brown          | 1983-86    | Haywood Hill            | 1969-71           | Joe Moore             | 2007-10           | Spencer Sutton       | 2017-18   |
| Kyan Brown         | 1998-01    | Troy Hill               | 1980-82           | Kendrick Moore        | 2001-03           | <b>T</b>             |           |
| Deondre Burns      | 2019-20    | Clinton Hinton          | 1986-87           | Mike Morgan           | 2003-05           | Derrick Taylor       | 1996-00   |
| Corbin Byford      | 2012-14    | Dennis Hippe            | 1969-71           | Dominique Morrison    | 2008-12           | Reggie Tate          | 1998-00   |
| <b>C</b>           |            | Bobby Hodge             | 1966-68           | Kevin Morrissey       | 1992-94           | Luka Tekavic         | 2021-22   |
| Eddie Calbart      | 1973-76    | Ken Holdman             | 2008-11           | Melvin Morton         | 1971-73           | Schuyler Thomas      | 2003-04   |
| Chris Cameron      | 2000-01    | John Hollinden          | 1976-78           | Tim Morton            | 2010-11           | Eric Thomson         | 1994-95   |
| Tim Cameron        | 1968-73    | Jeff Holtgrewe          | 1974-78           | Blake Moses           | 1995-99           | Brad Thompson        | 1978-79   |
| Chris Cantrell     | 1980-82    | Anthony Houston         | 1987-88           | Richie Myers          | 2001-02           | Clarence Thompson    | 1988-90   |
| Ralph Charles      | 2000-04    | Darrell Hughes          | 1989-92           | <b>N</b>              |                   | Kareem Thompson      | 2020-24   |
| Daniel Chee        | 1996-98    | Bill Hull               | 1967-69           | Javier Nasarre        | 2009-11           | Ray Thompson         | 1991-93   |
| Boyce Cherry       | 1986-87    | Carlton Hurdle          | 1975-79           | <b>Pablo Navarro</b>  | <b>2023-Pres.</b> | Mary Thouvenel       | 1967-68   |
| Reggie Clement     | 1980-83    | Willie Irons            | 1984-88           | Sebastian Neal        | 1990-92           | Marc Tierney         | 1992-93   |
| Nate Clover III    | 2020-23    | Leon Irving             | 1998-00           | Warren Niles          | 2009-13           | Tyrone Tiggs         | 2001-03   |
| Scott Coleman      | 1990-92    | <b>I</b>                |                   | Emmanuel Nzekwesi     | 2016-20           | Cameron Tragardh     | 2002-03   |
| Arnold Coles       | 1966-71    | D.J. Jackson            | 2011-14           | <b>O</b>              |                   | Jesse Traylor        | 1970-73   |
| Willis Collins     | 1973-76    | Robert Jarvis           | 2007-09           | Kevin Obanor          | 2018-21           | David Tucker         | 1974-77   |
| Brandon Conley     | 2012-16    | Matt Javit              | 1994-95           | Michael Obaseki       | 1984-86           | Ken Tutt             | 2003-07   |
| James Conley       | 2017-18    | DaQuan Jeffries         | 2015-16           | Yemi Ogunoye          | 2003-08           | <b>U</b>             |           |
| Matt Crain         | 1991-93    | Wardell Jeffries        | 1968-70           | Kerry O'Neill         | 1988-90           | Billy Unwin          | 1990-91   |
| Michael Craion     | 2009-12    | Gary "Cat" Johnson      | 1978-82           | Kamarachi Onyirioha   | 2008-09           | Ben Uzzel            | 1975-78   |
| Clifford Crenshaw  | 1993-97    | Gerald Johnson          | 1978-82           | Albert Owens          | 2014-18           | <b>V</b>             |           |
| <b>D</b>           |            | Harold Johnson          | 1974-76           | Larry Owens           | 2004-06           | Billy Van Horn       | 1975-77   |
| Kalin Dahl         | 1979-82    | Anthony Jones           | 1990-91           | Phillip Owens         | 1997-99           | Tre Vance            | 2015-16   |
| Chuck Dahms        | 1976-78    | D'Mauria Jones          | 2019-21           | <b>P</b>              |                   | David Vaughn         | 1972-73   |
| Anthony Davis      | 1987-88    | <b>Josh Jones</b>       | <b>2023-Pres.</b> | John Patterson        | 1972-74           | Milton Vaughn        | 1969-71   |
| Greg Davis         | 1970-73    | LeNard Jones            | 1992-95           | Roderick Pearson, Jr. | 2008-12           | Marchello Vealy      | 2005-08   |
| Rodney Davis       | 1986-88    | Ron Jones               | 1988-91           | Tyrone Penny          | 1989-91           | <b>W</b>             |           |
| Scott Davis        | 1991-92    | Woody Jones             | 1985-86           | Ben Perry             | 1982-83           | Bobby Wallis         | 1966-67   |
| Alex Desir         | 2010-11    | Daren Jordan            | 2006-07           | Eric Perry            | 1996-00           | Rocky Walls          | 1994-98   |
| Charles Dorsey     | 1983-85    | Carlos Jürgens          | 2018-23           | Bill Phillips         | 1978-79           | Marvin Washington    | 1987-89   |
| Kevin Dublynn      | 1974-77    | <b>K</b>                |                   | Trey Phipps           | 2021-24           | DeShang Weaver       | 2018-24   |
| Arnold Dugger      | 1974-77    | Jorden Kaufman          | 2012-14           | Steve Phylfe          | 1985-86           | Adrian Webber        | 2013-15   |
| <b>E</b>           |            | Sam Kearns              | 2017-20           | Jason Pittman         | 1994-95           | Troy Wells           | 1966-68   |
| Moses Ehambe       | 2004-08    | Kim Kelley              | 1987-89           | Ismael Plet           | 2020-22           | Demari Williams      | 2022-24   |
| Obi Emegano        | 2013-16    | John King               | 1989-91           | Cody Porter           | 1995-96           | Javan White          | 2015-18   |
| Rod Eppley         | 1974-75    | Shawn King              | 2006-08           | Sam Potter            | 1983-85           | Chad Wilkerson       | 1995-99   |
| Greg Esquibel      | 1975-76    | Jim Klaassen            | 1992-93           | John Prince           | 1990-91           | Lance Williams       | 1979-83   |
| <b>F</b>           |            | Vincent Knowles         | 1989-90           | Tom Prusator          | 1980-82           | Richie Williams      | 1967-69   |
| Ralph Fagin        | 1968-70    | James Kruse             | 1994-97           | <b>R</b>              |                   | Drew Wilson          | 2013-15   |
| Darrin Feiler      | 1987-89    | <b>Seth Kruse</b>       | <b>2023-Pres.</b> | Micah Ratzlaff        | 1998-00           | Mark Wilson          | 1983-87   |
| Tye Fields         | 1993-95    | Francis Lăcis           | 2018-22           | Fabio Ramos           | 1992-94           | Eddie Woods          | 1970-74   |
| Michael Fletcher   | 2008-10    | Elijah Lawrence         | 2021-2024         | Mel Reed              | 1966-68           | Bobby Word           | 2013-15   |
| Kevin Ford         | 2008-10    | Eldon Lawyer            | 1970-72           | Renolds Reedy         | 1978-79           | Haywoode Workman     | 1986-89   |
| Ulysses Foston     | 1990-92    | Ty Lazenby              | 2019-20           | Lamont Reid           | 1977-79           | Lionel Worrell       | 1975-78   |
| Eric Fowlkes       | 2003-06    | Dederick Lee            | 2013-15           | Renardo Rhone         | 2008-09           | Rodney Wright        | 1977-78   |
| Duane Fox          | 1974-75    | Dana Lewis              | 1967-68           | Chris Riouse          | 2004-06           | <b>Y</b>             |           |
| Matt Frazier       | 2001-02    | Marcus Lewis            | 2007-09           | Anthony Roberts       | 1973-77           | Joe Yates            | 1970-71   |
| Bill Fredrick      | 1974-75    | Adam Liberty            | 2006-08           | Raymond Roberts       | 1994-95           | Aaron Young          | 2014-17   |
| Rufus Freeman      | 1988-90    | Howard Logan            | 1989-91           | Ken Robinson          | 1973-75           | Corey Young          | 1994-95   |
| Larry French       | 1998-99    | <b>L</b>                |                   | Beloved Rogers        | 2008-09           |                      |           |
| Richard Fuqua      | 1969-73    | <b>M</b>                |                   | Elvis Rolle           | 1976-78           |                      |           |
|                    |            | <b>N</b>                |                   | Lorenz Ross           | 2020-21           |                      |           |
|                    |            | <b>O</b>                |                   | Mike Ross             | 1968-70           |                      |           |

**CAREER STATISTICS**

| PLAYER             | POS | YEARS             | GP  | FG  | FGA   | PCT  | 3PT | 3PTA | PCT  | FT  | FTA | PCT   | REB  | AVG | AST | ST  | BL  | PTS   | AVG  |
|--------------------|-----|-------------------|-----|-----|-------|------|-----|------|------|-----|-----|-------|------|-----|-----|-----|-----|-------|------|
| Jerome Abbage      | F   | 1991-95           | 101 | 190 | 497   | .382 | 76  | 222  | .342 | 44  | 59  | .746  | 153  | 1.5 | 60  | 15  | 24  | 520   | 5.1  |
| Max Abmas          | G   | 2019-23           | 123 | 841 | 1924  | .437 | 420 | 1083 | .388 | 460 | 522 | .881  | 408  | 3.3 | 395 | 140 | 21  | 2,562 | 20.8 |
| Jeff Acres         | F   | 1980-85           | 122 | 584 | 1,217 | .480 | -   | -    | -    | 308 | 463 | .665  | 797  | 6.5 | 263 | 84  | 44  | 1,476 | 12.1 |
| Mark Acres         | C   | 1981-85           | 110 | 799 | 1,416 | .564 | -   | -    | -    | 440 | 632 | .696  | 1051 | 9.6 | 219 | 150 | 164 | 2,038 | 18.5 |
| Robert Aery        | G   | 2010-12           | 13  | 7   | 29    | .241 | 5   | 22   | .227 | 3   | 4   | .750  | 3    | 0.2 | 3   | 1   | 0   | 22    | 1.7  |
| Emir Ahmedic       | F   | 2017-19           | 42  | 40  | 75    | .533 | 0   | 0    | .000 | 23  | 37  | .622  | 82   | 2.0 | 8   | 6   | 4   | 103   | 2.5  |
| Akin Akin-Otiko    | F   | 1983-87           | 106 | 411 | 868   | .474 | 28  | 76   | .368 | 108 | 150 | .720  | 456  | 4.3 | 134 | 150 | 59  | 958   | 9.0  |
| Jonathan Alexandre | G   | 2020-21 & 2023-24 | 7   | 6   | 13    | .462 | 2   | 7    | .286 | 5   | 5   | 1.000 | 5    | 0.7 | 2   | 2   | 1   | 19    | 2.7  |
| Curtis Allen       | G   | 2007-08           | 17  | 23  | 60    | .383 | 5   | 18   | .278 | 12  | 17  | .706  | 30   | 1.8 | 9   | 10  | 5   | 63    | 3.7  |
| Cam Amboree        | G   | 2022-24           | 31  | 10  | 45    | .222 | -   | 15   | -    | 8   | 10  | .800  | 19   | 0.6 | 21  | 9   | -   | 28    | 0.9  |
| Don Amez           | G   | 1966-67           | 3   | 3   | 7     | .429 | -   | -    | -    | 0   | 0   | .000  | 5    | 1.7 | -   | -   | -   | 6     | 2.0  |
| Aaron Anderson     | G   | 2015-17           | 55  | 110 | 231   | .476 | 27  | 71   | .380 | 97  | 122 | .795  | 241  | 4.4 | 165 | 41  | 4   | 344   | 6.3  |
| Josh Atkinson      | G   | 1999-2001         | 54  | 158 | 397   | .398 | 72  | 196  | .367 | 92  | 123 | .748  | 111  | 2.1 | 81  | 33  | 4   | 480   | 8.9  |
| Larry Baker        | F   | 1970-73           | 84  | 238 | 542   | .439 | -   | -    | -    | 107 | 166 | .645  | 487  | 5.8 | -   | -   | -   | 583   | 6.9  |
| Vincent Banks      | F   | 1972-75           | 35  | 74  | 162   | .457 | -   | -    | -    | 40  | 72  | .556  | 111  | 3.2 | 34  | -   | -   | 188   | 5.4  |
| Corey Barnes       | G   | 1991-92           | 18  | 26  | 72    | .361 | 10  | 35   | .286 | 6   | 13  | .462  | 24   | 1.3 | 41  | 17  | 3   | 68    | 3.8  |
| Markius Barnes     | G   | 2000-02           | 59  | 292 | 735   | .397 | 93  | 264  | .352 | 187 | 248 | .754  | 215  | 3.6 | 194 | 52  | 17  | 864   | 14.6 |
| Jonathan Barnett   | G   | 1999-2002         | 4   | 2   | 3     | .667 | 0   | 0    | .000 | 1   | 2   | .500  | 4    | 1.0 | 3   | 1   | 0   | 5     | 1.3  |
| Stacy Barrett      | G   | 1998-99           | 2   | 0   | 1     | .000 | 0   | 0    | .000 | 0   | 0   | .000  | 0    | 0.0 | 0   | 1   | 0   | 0     | 0.0  |
| Ricky Baskin       | G/F | 1978-80           | 54  | 233 | 457   | .510 | -   | -    | -    | 102 | 133 | .767  | 199  | 3.7 | 174 | -   | 8   | 568   | 10.5 |
| Jailen Bedford     | G   | 2023-24           | 22  | 108 | 273   | .396 | 44  | 129  | .341 | 54  | 69  | .783  | 142  | 6.5 | 20  | 15  | 3   | 314   | 14.3 |
| Junior Bell        | G   | 1984-86           | 19  | 2   | 4     | .500 | -   | -    | -    | 0   | 0   | .000  | 2    | 0.1 | 4   | 3   | 0   | 4     | 0.2  |
| Damen Bell-Holter  | F/C | 2009-13           | 132 | 496 | 1,018 | .487 | 26  | 90   | .289 | 371 | 510 | .727  | 878  | 6.7 | 143 | 51  | 139 | 1,389 | 10.5 |
| Jerry Belton       | G   | 1996-97           | 14  | 3   | 15    | .200 | 2   | 8    | .250 | 1   | 2   | .500  | 2    | 0.1 | 0   | 0   | 0   | 9     | 0.6  |
| Jamie Bergens      | G   | 2020-22           | 23  | 15  | 45    | .333 | 8   | 22   | .364 | 8   | 10  | .800  | 15   | 0.7 | 22  | 6   | 0   | 46    | 2.0  |
| Butch Berry        | G   | 1983-85           | 45  | 39  | 76    | .513 | -   | -    | -    | 15  | 25  | .600  | 37   | 0.8 | 85  | 21  | 1   | 93    | 2.1  |
| Korey Billbury     | G   | 2012-15           | 96  | 392 | 913   | .429 | 60  | 177  | .339 | 277 | 390 | .710  | 567  | 5.9 | 250 | 119 | 16  | 1,121 | 11.7 |
| Nathan Binam       | F   | 1997-00           | 61  | 191 | 476   | .401 | 130 | 345  | .377 | 74  | 93  | .796  | 154  | 2.5 | 179 | 33  | 3   | 586   | 9.6  |
| Evan Black         | G   | 1999-01           | 38  | 40  | 90    | .444 | 28  | 63   | .444 | 50  | 61  | .820  | 31   | 0.8 | 43  | 10  | 0   | 158   | 4.2  |
| Jonathan Bluiitt   | G   | 2002-06           | 118 | 247 | 640   | .386 | 124 | 322  | .385 | 253 | 325 | .778  | 249  | 2.1 | 509 | 136 | 6   | 871   | 7.4  |
| Kenny Bohanon      | G   | 1992-94           | 51  | 240 | 670   | .358 | 84  | 288  | .292 | 116 | 142 | .817  | 172  | 3.4 | 124 | 63  | 5   | 680   | 13.3 |
| Steve Bontrager    | G   | 1979-81           | 55  | 256 | 532   | .481 | -   | -    | -    | 103 | 117 | .880  | 108  | 2.0 | 167 | -   | 7   | 615   | 11.2 |
| Reggie Borges      | F   | 2001-03           | 58  | 325 | 610   | .533 | 13  | 47   | .277 | 273 | 366 | .746  | 387  | 6.7 | 64  | 43  | 22  | 936   | 16.1 |
| Al Boswell         | G   | 1972-74           | 55  | 310 | 678   | .457 | -   | -    | -    | 102 | 128 | .797  | 243  | 4.4 | -   | -   | -   | 722   | 13.1 |
| Vernon Boyd        | G   | 2000-01           | 1   | 0   | 0     | .000 | 0   | 0    | .000 | 0   | 0   | .000  | 0    | 0.0 | 0   | 0   | 0   | 0     | 0.0  |
| Jalen Bradley      | G   | 2015-17           | 61  | 246 | 578   | .426 | 84  | 223  | .377 | 109 | 133 | .820  | 183  | 3.0 | 176 | 67  | 2   | 685   | 11.2 |
| Tyrone Brandon     | F   | 1968-70           | 38  | 126 | 311   | .405 | -   | -    | -    | 84  | 121 | .694  | 251  | 6.6 | -   | -   | -   | 336   | 8.8  |
| Kip Brown          | G   | 1983-86           | 35  | 32  | 62    | .516 | -   | -    | -    | 25  | 40  | .625  | 49   | 1.4 | 10  | 20  | 3   | 89    | 2.5  |
| Kyan Brown         | F/C | 1998-01           | 76  | 143 | 256   | .559 | 0   | 4    | .000 | 64  | 113 | .566  | 302  | 4.0 | 79  | 41  | 8   | 346   | 4.6  |
| Deondre Burns      | G   | 2019-20           | 31  | 181 | 392   | .462 | 25  | 86   | .291 | 86  | 107 | .804  | 126  | 4.1 | 128 | 27  | 3   | 473   | 15.3 |
| Gerald Burris      | F/G | 1999-00           | 10  | 4   | 10    | .400 | 0   | 0    | .000 | 6   | 10  | .600  | 9    | 0.9 | 2   | 1   | 2   | 12    | 1.2  |
| Corbin Byford      | F/G | 2012-14           | 21  | 14  | 28    | .500 | 3   | 11   | .273 | 10  | 17  | .588  | 34   | 1.6 | 6   | 4   | 6   | 41    | 2.0  |
| Eddie Calbart      | F   | 1973-76           | 46  | 51  | 116   | .440 | -   | -    | -    | 9   | 21  | .429  | 95   | 2.1 | 7   | -   | -   | 111   | 2.4  |
| Chris Cameron      | G/F | 2000-01           | 20  | 24  | 51    | .471 | 15  | 36   | .417 | 19  | 25  | .760  | 41   | 2.0 | 7   | 7   | 0   | 82    | 4.1  |
| Tim Cameron        | G   | 1968-73           | 51  | 40  | 99    | .404 | -   | -    | -    | 37  | 48  | .771  | 30   | 0.6 | -   | -   | -   | 117   | 2.3  |
| Chris Cantrell     | F/C | 1980-82           | 38  | 181 | 352   | .514 | -   | -    | -    | 70  | 96  | .729  | 219  | 5.8 | 65  | 36  | 7   | 432   | 11.4 |
| Ralph Charles      | F   | 2000-04           | 75  | 120 | 289   | .415 | 27  | 78   | .346 | 120 | 149 | .805  | 242  | 3.2 | 81  | 38  | 9   | 387   | 5.2  |
| Daniel Chee        | G   | 1996-98           | 36  | 11  | 24    | .458 | 3   | 9    | .333 | 6   | 8   | .750  | 13   | 0.6 | 23  | 6   | 0   | 31    | 0.3  |
| Boyce Cherry       | F   | 1986-87           | 14  | 2   | 18    | .111 | 1   | 8    | .125 | 2   | 2   | 1.000 | 8    | 0.6 | 0   | 0   | 0   | 7     | 0.5  |
| Reggie Clement     | G   | 1980-83           | 80  | 265 | 495   | .535 | -   | -    | -    | 218 | 296 | .736  | 345  | 4.3 | 80  | 52  | 6   | 748   | 9.4  |
| Nate Clover III    | C   | 2020-23           | 46  | 35  | 69    | .507 | -   | 4    | -    | 14  | 22  | .636  | 82   | 1.8 | 1   | 7   | 22  | 84    | 1.8  |
| Scott Coleman      | G   | 1990-92           | 62  | 152 | 294   | .517 | 16  | 46   | .348 | 82  | 120 | .683  | 166  | 2.7 | 126 | 85  | 9   | 402   | 6.5  |
| Arnold Coles       | F   | 1965-71           | 101 | 306 | 753   | .406 | -   | -    | -    | 164 | 238 | .689  | 904  | 9.0 | -   | -   | -   | 776   | 7.7  |
| Willis Collins     | F/C | 1973-76           | 80  | 206 | 451   | .457 | -   | 0    | -    | 62  | 110 | .564  | 408  | 5.1 | 65  | -   | -   | 474   | 5.9  |
| Brandon Conley     | F   | 2012-16           | 127 | 249 | 432   | .576 | 0   | 0    | .000 | 133 | 219 | .607  | 501  | 3.9 | 74  | 43  | 94  | 631   | 5.0  |
| James Conley       | G   | 2017-18           | 2   | 0   | 2     | .000 | 0   | 2    | .000 | 0   | 0   | .000  | 3    | 1.5 | 6   | 1   | 1   | 0     | 0.0  |
| Matt Crain         | G   | 1991-93           | 53  | 129 | 329   | .392 | 53  | 162  | .327 | 55  | 71  | .775  | 103  | 1.9 | 118 | 56  | 3   | 366   | 6.9  |
| Michael Craion     | F   | 2009-12           | 69  | 311 | 577   | .539 | 3   | 16   | .188 | 188 | 294 | .639  | 459  | 6.7 | 108 | 99  | 62  | 813   | 11.8 |
| Clifford Crenshaw  | G/F | 1993-97           | 107 | 396 | 809   | .489 | 134 | 324  | .414 | 220 | 305 | .721  | 432  | 4.0 | 245 | 108 | 34  | 1,146 | 10.7 |
| Kalin Dahl         | G   | 1979-82           | 58  | 9   | 22    | .409 | -   | -    | -    | 25  | 35  | .714  | 23   | 0.4 | 26  | 6   | 0   | 43    | 0.7  |
| Chuck Dahms        | C   | 1976-78           | 47  | 185 | 384   | .482 | -   | -    | -    | 65  | 131 | .496  | 269  | 5.7 | 24  | -   | 55  | 435   | 9.3  |
| Anthony Davis      | F/C | 1987-88           | 28  | 75  | 160   | .469 | 0   | 0    | .000 | 27  | 60  | .450  | 125  | 4.5 | 4   | 10  | 12  | 177   | 6.3  |
| Greg Davis         | G   | 1970-73           | 61  | 90  | 254   | .354 | -   | -    | -    | 20  | 33  | .606  | 115  | 1.9 | -   | -   | -   | 200   | 3.3  |
| Jay Davis          | G   | 1982-83           | 23  | 12  | 27    | .444 | -   | -    | -    | 5   | 10  | .500  | 14   | 0.6 | 18  | 5   | 0   | 29    | 1.3  |
| Rodney Davis       | F/C | 1986-88           | 31  | 10  | 32    | .313 | 0   | 0    | .000 | 5   | 14  | .357  | 56   | 1.8 | 5   | 11  | 5   | 25    | 0.8  |
| Scott Davis        | C   | 1991-92           | 23  | 36  | 75    | .480 | 0   | 0    | .000 | 13  | 20  | .650  | 88   | 3.8 | 19  | 12  | 7   | 85    | 3.7  |
| Alex Desir         | G   | 2010-11           | 6   | 2   | 7     | .286 | 1   | 5    | .200 | 4   | 4   | 1.00  | 6    | 1.0 | 1   | 0   | 0   | 9     | 1.5  |
| Charles Dorsey     | G   | 1983-85           | 61  | 315 | 621   | .507 | -   | -    | -    | 130 | 171 | .760  | 168  | 2.8 | 204 | 89  | 18  | 760   | 12.5 |
| Kevin Dublynn      | G   | 1974-77           | 63  | 15  | 33    | .455 | -   | -    | -    | 14  | 31  | .452  | 34   | 0.5 | 81  | -   | -   | 44    | 0.7  |
| Arnold Dugger      | G   | 1974-77           | 82  | 502 | 1,073 | .468 | -   | -    | -    | 225 | 293 | .768  | 273  | 3.3 | 501 | 124 | 9   | 1,229 | 15.0 |

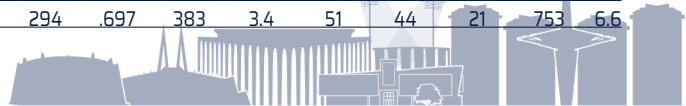


**CAREER STATISTICS**

| PLAYER                  | POS      | YEARS             | GP        | FG        | FGA        | PCT         | 3PT      | 3PTA      | PCT         | FT        | FTA       | PCT         | REB        | AVG        | AST       | ST        | BL        | PTS        | AVG J      |
|-------------------------|----------|-------------------|-----------|-----------|------------|-------------|----------|-----------|-------------|-----------|-----------|-------------|------------|------------|-----------|-----------|-----------|------------|------------|
| onathan Dunn            | G        | 2007-08           | 2         | 1         | 3          | .333        | 0        | 1         | .000        | 2         | 2         | 1.00        | 1          | 0.5        | 1         | 1         | 0         | 4          | 2.0        |
| Moses Ehambe            | G        | 2004-08           | 104       | 265       | 628        | .422        | 183      | 447       | .409        | 66        | 85        | .776        | 185        | 1.8        | 82        | 32        | 6         | 779        | 7.5        |
| Obi Emegano             | G        | 2013-16           | 67        | 425       | 950        | .447        | 84       | 215       | .391        | 433       | 530       | .817        | 325        | 4.9        | 137       | 92        | 16        | 1,367      | 20.4       |
| Rod Eppley              | G        | 1973-75           | 7         | 0         | 6          | .000        | -        | -         | -           | 0         | 1         | .000        | 3          | 0.4        | 0         | -         | -         | 0          | 0.0        |
| Greg Esquibel           | F        | 1975-76           | 3         | 2         | 4          | .500        | -        | -         | -           | 0         | 0         | .000        | 5          | 1.7        | 0         | -         | -         | 4          | 1.3        |
| Ralph Fagin             | G        | 1968-70           | 40        | 24        | 94         | .255        | -        | -         | -           | 18        | 45        | .400        | 40         | 1.0        | -         | -         | -         | 66         | 1.7        |
| Darrin Feiler           | F        | 1987-89           | 41        | 91        | 203        | .448        | 5        | 30        | .167        | 32        | 47        | .681        | 171        | 4.2        | 18        | 20        | 0         | 219        | 5.3        |
| Tye Fields              | C        | 1993-95           | 52        | 149       | 321        | .464        | 2        | 5         | .400        | 55        | 96        | .573        | 165        | 3.2        | 37        | 26        | 12        | 355        | 6.8        |
| Michael Fletcher        | G        | 2008-10           | 21        | 11        | 46         | .239        | 10       | 40        | .250        | 0         | 0         | .000        | 15         | 0.7        | 2         | 2         | 0         | 32         | 1.5        |
| Kevin Ford              | F        | 2008-10           | 56        | 233       | 440        | .530        | 0        | 3         | .000        | 146       | 235       | .621        | 418        | 7.5        | 61        | 47        | 73        | 612        | 10.9       |
| Ulysses Foston          | F        | 1990-92           | 61        | 130       | 284        | .458        | 4        | 23        | .174        | 54        | 92        | .587        | 339        | 5.6        | 78        | 52        | 4         | 318        | 5.2        |
| Eric Fowlkes            | G/F      | 2003-06           | 58        | 75        | 159        | .472        | 6        | 26        | .231        | 63        | 96        | .656        | 128        | 2.2        | 93        | 41        | 6         | 219        | 3.8        |
| Duane Fox               | F        | 1973-75           | 54        | 235       | 542        | .434        | -        | -         | -           | 87        | 119       | .731        | 301        | 5.6        | 39        | -         | -         | 557        | 10.3       |
| Matt Frazier            | G        | 2001-02           | 21        | 20        | 56         | .357        | 11       | 37        | .297        | 9         | 12        | .750        | 11         | 0.5        | 7         | 9         | 1         | 60         | 2.9        |
| Bill Fredrick           | G        | 1973-75           | 32        | 25        | 53         | .472        | -        | -         | -           | 9         | 24        | .375        | 27         | 0.8        | 1         | -         | -         | 59         | 1.8        |
| Rufus Freeman           | F        | 1988-90           | 68        | 194       | 316        | .614        | 2        | 7         | .286        | 120       | 180       | .667        | 420        | 6.2        | 22        | 32        | 31        | 510        | 7.5        |
| Larry French            | G        | 1998-99           | 2         | 0         | 1          | .000        | 0        | 0         | .000        | 0         | 0         | .000        | 2          | 1.0        | 0         | 1         | 0         | 0          | 0.0        |
| Richard Fuqua           | G        | 1969-73           | 111       | 1273      | 2,838      | .449        | -        | -         | -           | 458       | 658       | .696        | 523        | 4.7        | -         | -         | -         | 3,004      | 27.1       |
| R.J. Fuqua              | G        | 2017-20           | 51        | 144       | 389        | .370        | 51       | 166       | .307        | 77        | 100       | .770        | 157        | 3.1        | 169       | 67        | 5         | 416        | 8.2        |
| Jerry Gagnon            | G/F      | 1965-67           | 50        | 233       | 514        | .453        | -        | -         | -           | 80        | 124       | .645        | 213        | 4.3        | -         | -         | -         | 546        | 10.9       |
| Rob Gardner             | F        | 1991-92           | 13        | 8         | 21         | .381        | 0        | 4         | .000        | 9         | 11        | .818        | 12         | 0.9        | 0         | 0         | 0         | 25         | 1.9        |
| Brian Garner            | G        | 1991-92           | 27        | 71        | 168        | .423        | 8        | 32        | .250        | 52        | 77        | .675        | 65         | 2.4        | 118       | 29        | 7         | 202        | 7.5        |
| Homer Garner            | G        | 1990-91           | 9         | 5         | 14         | .357        | 0        | 4         | .000        | 3         | 5         | .600        | 12         | 1.3        | 3         | 3         | 1         | 13         | 1.4        |
| Calvin Garrett          | F        | 1978-80           | 55        | 501       | 983        | .510        | -        | -         | -           | 188       | 232       | .810        | 457        | 8.3        | 72        | -         | 18        | 1,190      | 21.6       |
| Matt Gastel             | F/C      | 2000-05           | 87        | 124       | 239        | .519        | 4        | 12        | .333        | 62        | 98        | .633        | 228        | 2.6        | 40        | 14        | 56        | 314        | 3.6        |
| Lester Gill             | F        | 1981-82           | 28        | 150       | 288        | .521        | -        | -         | -           | 42        | 63        | .667        | 141        | 5.0        | 36        | 28        | 16        | 342        | 12.2       |
| Tim Gill                | G        | 1994-98           | 112       | 664       | 1,391      | .477        | 333      | 757       | .440        | 302       | 365       | .827        | 306        | 2.7        | 377       | 172       | 37        | 1,959      | 17.5       |
| Isaac Gilliam           | G        | 2015-17           | 7         | 2         | 13         | .231        | 1        | 8         | .125        | 2         | 4         | .500        | 3          | 0.4        | 0         | 1         | 0         | 9          | 1.3        |
| Dwight Givens           | G        | 1980-85           | 77        | 117       | 262        | .447        | -        | -         | -           | 72        | 88        | .818        | 82         | 1.1        | 66        | 23        | 4         | 306        | 4.0        |
| RJ Glasper              | G        | 2020-21           | 18        | 67        | 154        | .435        | 25       | 71        | .352        | 39        | 42        | .929        | 55         | 3.1        | 38        | 14        | 0         | 198        | 11.0       |
| Adam Glenville          | G        | 2013-16           | 9         | 4         | 12         | .333        | 2        | 6         | .333        | 5         | 6         | .833        | 8          | 0.9        | 3         | 0         | 0         | 15         | 1.7        |
| Shawn Glover            | G/F      | 2012-14           | 66        | 472       | 946        | .499        | 33       | 88        | .375        | 201       | 256       | .785        | 359        | 5.4        | 113       | 68        | 97        | 1,178      | 17.8       |
| Scott Goodwin           | G        | 1986-87           | 2         | 1         | 1          | 1.000       | 1        | 1         | 1.000       | 0         | 0         | .000        | 0          | 0.0        | 0         | 0         | 0         | 3          | 1.5        |
| Mark Gottfried          | G        | 1982-83           | 27        | 80        | 179        | .447        | -        | -         | -           | 57        | 77        | .740        | 39         | 1.4        | 93        | 30        | 1         | 217        | 8.0        |
| Arthur Graham           | F        | 1976-78           | 44        | 44        | 109        | .404        | -        | -         | -           | 26        | 48        | .542        | 102        | 2.3        | 21        | -         | 8         | 114        | 2.6        |
| Caleb Green             | F        | 2003-07           | 128       | 821       | 1,524      | .539        | 9        | 29        | .310        | 852       | 1134      | .751        | 1189       | 9.3        | 262       | 164       | 41        | 2,503      | 19.6       |
| Robert Griffin          | G        | 1978-80           | 55        | 321       | 610        | .526        | -        | -         | -           | 128       | 169       | .757        | 265        | 4.8        | 168       | -         | 28        | 770        | 14.0       |
| Daniel Grothe           | G        | 2001-02           | 4         | 2         | 5          | .400        | 1        | 2         | .500        | -         | -         | -           | 2          | 0.5        | 2         | 1         | 0         | 5          | 1.3        |
| Reggie Guyton           | G        | 2008-09           | 14        | 16        | 44         | .364        | 0        | 0         | .000        | 88        | 139       | .633        | 232        | 4.8        | 21        | 23        | 3         | 302        | 6.3        |
| Abraham Hamilton        | G        | 2001-02           | 20        | 12        | 29         | .414        | 10       | 22        | .455        | -         | -         | -           | 4          | 0.2        | 6         | 3         | 0         | 34         | 1.7        |
| Josh Hamilton           | G        | 2004-05           | 4         | 0         | 3          | .000        | 0        | 2         | .000        | 0         | 0         | .000        | 0          | 0.0        | 0         | 0         | 0         | 0          | 0.0        |
| Theo Hanna              | F        | 1994-96           | 44        | 57        | 111        | .541        | 2        | 5         | .400        | 35        | 56        | .625        | 132        | 3.0        | 22        | 14        | 10        | 151        | 3.4        |
| Carl Hardaway           | F        | 1966-70           | 105       | 598       | 1,188      | .503        | -        | -         | -           | 212       | 316       | .671        | 750        | 7.1        | -         | -         | -         | 1,408      | 13.4       |
| Kyp Hardaway            | G        | 1981-82           | 18        | 1         | 7          | .143        | -        | -         | -           | 16        | 22        | .727        | 5          | 0.3        | 5         | 3         | 0         | 18         | 1.0        |
| Andre Hardy             | F        | 2007-09           | 48        | 107       | 236        | .453        | 0        | 0         | .000        | 88        | 139       | .633        | 232        | 4.8        | 21        | 23        | 3         | 302        | 6.3        |
| Steve Harper            | F        | 1983-84           | 7         | 5         | 7          | .714        | -        | -         | -           | 5         | 6         | .833        | 4          | 0.6        | 0         | 0         | 1         | 15         | 2.1        |
| Darian Harris           | G        | 2014-17           | 83        | 62        | 169        | .367        | 47       | 135       | .348        | 23        | 37        | .622        | 166        | 2.0        | 81        | 32        | 11        | 194        | 2.3        |
| Jontay Harris           | G        | 2016-18           | 48        | 79        | 189        | .418        | 36       | 101       | .356        | 38        | 52        | .731        | 154        | 3.2        | 55        | 13        | 4         | 232        | 4.8        |
| Nate Harris             | F        | 1965-71           | 33        | 131       | 315        | .416        | -        | -         | -           | 78        | 106       | .736        | 184        | 5.6        | -         | -         | -         | 340        | 10.3       |
| Larry Hart              | F        | 1968-69           | 15        | 14        | 33         | .424        | -        | -         | -           | 9         | 13        | .692        | 27         | 1.8        | -         | -         | -         | 37         | 2.5        |
| Ben Haynes              | G        | 2004-08           | 20        | 3         | 12         | .250        | 0        | 2         | .000        | 3         | 6         | .500        | 2          | 0.1        | 5         | 3         | 0         | 9          | 0.5        |
| Cornal Henderson        | C        | 1991-92           | 22        | 54        | 117        | .462        | 0        | 0         | .000        | 29        | 50        | .580        | 111        | 5.0        | 10        | 3         | 8         | 137        | 6.2        |
| Denell Henderson        | F        | 2013-15           | 48        | 126       | 250        | .504        | 4        | 15        | .267        | 86        | 127       | .677        | 200        | 4.2        | 32        | 14        | 54        | 342        | 7.1        |
| Jay Henderson           | C        | 1995-99           | 83        | 36        | 65         | .554        | 0        | 1         | .000        | 63        | 92        | .685        | 100        | 1.2        | 20        | 10        | 7         | 136        | 1.6        |
| Mark Henslee            | F        | 1977-78           | 5         | 5         | 14         | .357        | -        | -         | -           | 2         | 2         | 1.000       | 6          | 1.2        | 1         | 0         | 0         | 12         | 2.4        |
| Matthew Henton          | G        | 2021-22           | 1         | 1         | 2          | .500        | 1        | 1         | 1.000       | 1         | 2         | .500        | 1          | 1.0        | 0         | 0         | 0         | 4          | 4.0        |
| Bill Herring            | C        | 1971-74           | 45        | 33        | 80         | .413        | -        | -         | -           | 10        | 19        | .526        | 86         | 1.9        | -         | -         | -         | 76         | 1.7        |
| <b>Sir Issac Herron</b> | <b>F</b> | <b>2021-pres.</b> | <b>57</b> | <b>89</b> | <b>157</b> | <b>.567</b> | <b>7</b> | <b>17</b> | <b>.412</b> | <b>48</b> | <b>81</b> | <b>.593</b> | <b>162</b> | <b>2.8</b> | <b>17</b> | <b>16</b> | <b>32</b> | <b>233</b> | <b>4.1</b> |
| Haywood Hill            | G/F      | 1969-71           | 56        | 444       | 861        | .516        | -        | -         | -           | 183       | 271       | .675        | 546        | 9.8        | -         | -         | -         | 1,071      | 19.1       |
| Terrell Hill            | F        | 1997              | 2         | 5         | 8          | .625        | 0        | 1         | .000        | 1         | 4         | .250        | 10         | 5.0        | 0         | 2         | 0         | 11         | 5.5        |
| Troy Hill               | F/C      | 1980-82           | 34        | 7         | 28         | .250        | -        | -         | -           | 9         | 18        | .500        | 37         | 1.1        | 13        | 12        | 4         | 23         | 0.7        |
| Clinton Hinton          | C        | 1986-87           | 26        | 108       | 220        | .491        | 1        | 7         | .143        | 58        | 99        | .586        | 176        | 6.8        | 16        | 15        | 5         | 275        | 10.6       |
| Dennis Hippe            | F        | 1969-71           | 21        | 11        | 22         | .500        | -        | -         | -           | 4         | 10        | .400        | 31         | 1.5        | -         | -         | -         | 26         | 1.2        |
| Bobby Hodge             | G        | 1966-68           | 50        | 308       | 585        | .526        | -        | -         | -           | 169       | 198       | .854        | 140        | 2.8        | -         | -         | -         | 785        | 15.7       |
| Ken Holdman             | G        | 2008-11           | 92        | 157       | 322        | .488        | 28       | 78        | .359        | 84        | 129       | .651        | 249        | 2.7        | 124       | 98        | 32        | 426        | 4.6        |
| John Hollinden          | C        | 1976-78           | 13        | 7         | 20         | .350        | -        | -         | -           | 1         | 4         | .250        | 14         | 1.1        | 0         | -         | 6         | 15         | 1.2        |
| Jeff Holtgrewe          | G        | 1974-78           | 71        | 57        | 134        | .425        | -        | -         | -           | 33        | 44        | .750        | 64         | 0.9        | 59        | -         | 0         | 147        | 2.1        |
| Anthony Houston         | G        | 1987-88           | 21        | 15        | 44         | .341        | 0        | 3         | .000        | 10        | 19        | .526        | 39         | 1.9        | 4         | 2         | 5         | 40         | 1.9        |
| Darrell Hughes          | G        | 1989-92           | 44        | 24        | 84         | .286        | 18       | 62        | .290        | 3         | 9         | .333        | 18         | 0.4        | 37        | 8         | 0         | 69         | 1.6        |
| Bill Hull               | F        | 1967-69           | 47        | 346       | 681        | .508        | -        | -         | -           | 104       | 121       | .860        | 265        | 5.6        | -         | -         | -         | 796        | 16.9       |

**CAREER STATISTICS**

| PLAYER               | POS      | YEARS             | GP        | FG         | FGA         | PCT         | 3PT        | 3PTA       | PCT         | FT         | FTA        | PCT         | REB        | AVG        | AST        | ST        | BL       | PTS         | AVG         |
|----------------------|----------|-------------------|-----------|------------|-------------|-------------|------------|------------|-------------|------------|------------|-------------|------------|------------|------------|-----------|----------|-------------|-------------|
| Carleton Hurdle      | C        | 1975-79           | 87        | 60         | 162         | .370        | -          | -          | -           | 22         | 45         | .489        | 181        | 2.1        | 36         | -         | 42       | 142         | 1.6         |
| Willie Irons         | G        | 1984-88           | 107       | 382        | 923         | .414        | 24         | 63         | .381        | 216        | 302        | .715        | 230        | 2.1        | 393        | 157       | 24       | 1,004       | 9.4         |
| Leon Irving          | F        | 1998-00           | 52        | 207        | 378         | .548        | -          | -          | -           | 103        | 172        | .599        | 228        | 4.4        | 57         | 29        | 39       | 517         | 9.9         |
| D.J. Jackson         | G        | 2012-14           | 66        | 83         | 245         | .339        | 45         | 130        | .346        | 96         | 116        | .828        | 120        | 1.8        | 186        | 52        | 0        | 307         | 4.7         |
| Robert Jarvis        | G        | 2007-09           | 61        | 328        | 827         | .397        | 169        | 459        | .368        | 191        | 234        | .816        | 153        | 2.5        | 124        | 60        | 4        | 1,016       | 16.7        |
| Matt Javit           | G        | 1994-95           | 5         | 5          | 13          | .385        | 2          | 5          | .400        | 2          | 4          | .500        | 4          | 0.8        | 2          | 0         | 0        | 14          | 2.8         |
| DaQuan Jeffries      | F        | 2015-16           | 29        | 74         | 129         | .574        | 11         | 28         | .393        | 36         | 46         | .783        | 127        | 4.4        | 24         | 18        | 18       | 195         | 6.7         |
| Wardell Jeffries     | G        | 1968-70           | 46        | 78         | 204         | .382        | -          | -          | -           | 36         | 50         | .720        | 86         | 1.9        | -          | -         | -        | 192         | 4.2         |
| Gary Johnson         | G        | 1978-82           | 93        | 401        | 838         | .479        | -          | -          | -           | 257        | 344        | .747        | 225        | 2.4        | 481        | 163       | 13       | 1,059       | 11.4        |
| Gerald Johnson       | F        | 1978-82           | 84        | 118        | 239         | .494        | -          | -          | -           | 84         | 125        | .672        | 195        | 2.3        | 27         | 2         | 35       | 320         | 3.8         |
| Harold Johnson       | F/C      | 1974-76           | 54        | 254        | 571         | .445        | -          | -          | -           | 73         | 116        | .629        | 555        | 10.3       | 30         | -         | -        | 581         | 10.8        |
| Terry Johnson        | G        | 1969-70           | 13        | 52         | 96          | .542        | -          | -          | -           | 26         | 31         | .839        | 32         | 2.5        | -          | -         | -        | 130         | 10.0        |
| Anthony Jones        | F        | 1990-91           | 35        | 276        | 564         | .489        | 59         | 151        | .391        | 73         | 106        | .689        | 234        | 6.7        | 36         | 43        | 31       | 684         | 19.5        |
| D'Mauria Jones       | G        | 2019-21           | 40        | 36         | 71          | .507        | 6          | 18         | .333        | 24         | 45         | .533        | 73         | 1.8        | 15         | 18        | 4        | 102         | 2.6         |
| <b>Josh Jones</b>    | <b>C</b> | <b>2023-Pres.</b> | <b>20</b> | <b>28</b>  | <b>44</b>   | <b>.636</b> | <b>-</b>   | <b>1</b>   | <b>-</b>    | <b>12</b>  | <b>15</b>  | <b>.800</b> | <b>44</b>  | <b>2.2</b> | <b>9</b>   | <b>8</b>  | <b>5</b> | <b>68</b>   | <b>3.4</b>  |
| LeNard Jones         | F        | 1992-94           | 46        | 184        | 409         | .450        | 7          | 25         | .280        | 108        | 156        | .692        | 257        | 5.6        | 85         | 49        | 17       | 483         | 10.5        |
| Ron Jones            | G        | 1988-91           | 104       | 277        | 712         | .389        | 109        | 331        | .329        | 94         | 129        | .729        | 267        | 2.6        | 279        | 109       | 13       | 757         | 7.3         |
| Woody Jones          | G        | 1985-86           | 28        | 149        | 307         | .485        | -          | -          | -           | 40         | 70         | .571        | 79         | 2.8        | 84         | 33        | 3        | 338         | 12.1        |
| Daren Jordan         | G        | 2006-07           | 10        | 1          | 5           | .200        | 0          | 2          | .000        | 6          | 7          | .857        | 2          | 0.2        | 2          | 1         | 0        | 8           | 0.8         |
| Carlos Jürgens       | G        | 2018-23           | 93        | 250        | 569         | .439        | 73         | 243        | .300        | 100        | 155        | .645        | 333        | 3.6        | 172        | 72        | 41       | 673         | 7.2         |
| Jorden Kaufman       | C        | 2012-14           | 44        | 71         | 138         | .514        | 0          | 0          | .000        | 28         | 40         | .700        | 87         | 2.0        | 9          | 2         | 6        | 170         | 3.9         |
| Sam Kearns           | G        | 2017-20           | 89        | 257        | 673         | .382        | 159        | 460        | .346        | 96         | 119        | .828        | 215        | 2.4        | 275        | 68        | 7        | 769         | 8.6         |
| Kim Kelley           | G        | 1987-89           | 51        | 162        | 433         | .374        | 48         | 129        | .372        | 72         | 96         | .750        | 116        | 2.3        | 120        | 36        | 2        | 444         | 8.7         |
| John King            | G        | 1989-91           | 59        | 90         | 191         | .471        | 28         | 75         | .373        | 45         | 51         | .882        | 122        | 2.1        | 53         | 26        | 7        | 253         | 4.3         |
| Shawn King           | C        | 2006-08           | 67        | 232        | 389         | .596        | 0          | 0          | .000        | 98         | 158        | .620        | 405        | 6.0        | 43         | 34        | 149      | 562         | 8.4         |
| Jim Klaassen         | G        | 1992-93           | 12        | 4          | 6           | .667        | 2          | 3          | .667        | 0          | 0          | .000        | 10         | 0.8        | 1          | 0         | 1        | 10          | 0.8         |
| Vincent Knowles      | F/C      | 1989-90           | 26        | 196        | 363         | .540        | 10         | 24         | .417        | 81         | 96         | .844        | 219        | 8.4        | 16         | 13        | 14       | 483         | 18.6        |
| James Kruse          | G        | 1994-97           | 79        | 94         | 250         | .376        | 45         | 122        | .369        | 85         | 132        | .644        | 224        | 2.8        | 120        | 60        | 15       | 348         | 4.4         |
| <b>Seth Kruse</b>    | <b>G</b> | <b>2023-Pres.</b> | <b>1</b>  | <b>1</b>   | <b>4</b>    | <b>.250</b> | <b>-</b>   | <b>3</b>   | <b>-</b>    | <b>-</b>   | <b>-</b>   | <b>-</b>    | <b>1</b>   | <b>1.0</b> | <b>1</b>   | <b>-</b>  | <b>-</b> | <b>2</b>    | <b>2.0</b>  |
| Francis Lácis        | F        | 2017-2022         | 114       | 195        | 477         | .409        | 125        | 346        | .361        | 29         | 59         | .492        | 440        | 3.9        | 111        | 65        | 67       | 544         | 4.8         |
| Elijah Lawrence      | G        | 2021-24           | 11        | 8          | 20          | .400        | 4          | 13         | .308        | -          | -          | -           | 7          | 0.6        | 8          | 4         | -        | 20          | 1.8         |
| Eldon Lawyer         | G        | 1970-72           | 54        | 203        | 542         | .375        | -          | -          | -           | 98         | 128        | .766        | 193        | 3.6        | -          | -         | -        | 504         | 9.3         |
| Ty Lazenby           | G        | 2019-20           | 23        | 20         | 63          | .317        | 12         | 32         | .375        | 10         | 17         | .588        | 29         | 1.3        | 15         | 6         | 1        | 62          | 2.7         |
| Dederick Lee         | G        | 2014-15           | 20        | 7          | 28          | .250        | 7          | 26         | .269        | 5          | 6          | .833        | 16         | 0.8        | 13         | 3         | 1        | 26          | 1.3         |
| Dana Lewis           | F        | 1967-68           | 24        | 154        | 310         | .497        | -          | -          | -           | 75         | 129        | .581        | 245        | 10.2       | -          | -         | -        | 383         | 16.0        |
| Marcus Lewis         | F        | 2007-09           | 64        | 277        | 489         | .566        | 0          | 0          | .000        | 144        | 299        | .482        | 403        | 6.3        | 125        | 46        | 23       | 698         | 10.9        |
| Adam Liberty         | G        | 2006-08           | 67        | 168        | 445         | .378        | 48         | 152        | .316        | 158        | 210        | .752        | 199        | 3.0        | 209        | 51        | 5        | 542         | 8.1         |
| Howard Logan         | F        | 1989-91           | 68        | 111        | 250         | .440        | 1          | 1          | 1.000       | 93         | 156        | .596        | 278        | 4.1        | 45         | 27        | 26       | 316         | 4.6         |
| Justin Lovvorn       | G        | 2020-21           | 7         | 12         | 21          | .571        | 12         | 21         | .571        | 0          | 0          | .000        | 3          | 0.4        | 1          | 1         | 0        | 36          | 5.1         |
| Richard Lucas        | C        | 1972-74           | 13        | 7          | 10          | .700        | -          | -          | -           | 0          | 0          | .000        | 20         | 1.5        | -          | -         | -        | 14          | 1.1         |
| Ron Lucas            | G        | 1965-67           | 36        | 46         | 99          | .465        | -          | -          | -           | 20         | 43         | .465        | 67         | 1.9        | -          | -         | -        | 112         | 3.1         |
| Charlie Ludwig       | C        | 2000-02           | 33        | 86         | 163         | .528        | 0          | 0          | .000        | 29         | 48         | .604        | 112        | 3.4        | 6          | 12        | 25       | 201         | 6.1         |
| Elijah Lufile        | F        | 2019-22           | 54        | 155        | 244         | .635        | -          | -          | -           | 55         | 107        | .514        | 336        | 6.2        | 7          | 17        | 20       | 365         | 6.8         |
| Kendall Mack         | G        | 1985-87           | 30        | 21         | 55          | .382        | 2          | 11         | .182        | 19         | 27         | .704        | 13         | 0.4        | 20         | 6         | 1        | 63          | 2.1         |
| Michael Mading       | C        | 1991-93           | 32        | 13         | 32          | .406        | 1          | 2          | .500        | 8          | 11         | .727        | 14         | 0.4        | 0          | 11        | 2        | 35          | 1.1         |
| Kaelen Malone        | G        | 2018-19           | 32        | 87         | 240         | .363        | 22         | 76         | .289        | 35         | 32         | .781        | 59         | 1.8        | 125        | 22        | 0        | 221         | 6.9         |
| Kellen Manek         | F        | 2017-18           | 12        | 6          | 16          | .375        | 4          | 10         | .400        | 13         | 18         | .722        | 13         | 1.1        | 3          | 1         | 1        | 29          | 2.4         |
| Mikey Manghum        | G        | 2009-13           | 81        | 54         | 132         | .409        | 44         | 111        | .396        | 26         | 32         | .813        | 74         | 0.9        | 99         | 6         | 22       | 178         | 2.2         |
| Antonio Martin       | F        | 1977-80           | 81        | 426        | 915         | .466        | -          | -          | -           | 187        | 259        | .722        | 857        | 10.6       | 95         | -         | 106      | 1,039       | 12.8        |
| Kris Martin          | G        | 2015-17           | 59        | 199        | 490         | .406        | 110        | 290        | .379        | 99         | 137        | .723        | 181        | 3.1        | 96         | 52        | 26       | 607         | 10.3        |
| Don Martinez         | G        | 1970-72           | 36        | 12         | 35          | .343        | -          | -          | -           | 16         | 25         | .640        | 37         | 1.0        | -          | -         | -        | 40          | 1.1         |
| David Mason          | G        | 2013-14           | 10        | 6          | 13          | .462        | 1          | 3          | .333        | 1          | 2          | .500        | 8          | 0.8        | 14         | 2         | 0        | 14          | 1.4         |
| Paul Massey          | G        | 1965-69           | 89        | 293        | 615         | .476        | -          | -          | -           | 181        | 268        | .675        | 136        | 1.5        | -          | -         | -        | 767         | 8.6         |
| Andy Mathurin        | G/F      | 2000-03           | 5         | 1          | 1           | 1.000       | 0          | 0          | .000        | 0          | 0          | .000        | 3          | 0.6        | 1          | 1         | 0        | 2           | 0.4         |
| Kenny Meyers         | G        | 1994-95           | 4         | 0          | 2           | .000        | 0          | 1          | .000        | 2          | 2          | 1.000       | 5          | 1.3        | 2          | 0         | 0        | 2           | 0.5         |
| <b>Issac McBride</b> | <b>G</b> | <b>2021-pres.</b> | <b>96</b> | <b>485</b> | <b>1053</b> | <b>.461</b> | <b>176</b> | <b>426</b> | <b>.413</b> | <b>251</b> | <b>290</b> | <b>.866</b> | <b>278</b> | <b>2.9</b> | <b>236</b> | <b>72</b> | <b>2</b> | <b>1397</b> | <b>14.6</b> |
| Sam McCamey          | F        | 1970-72           | 54        | 303        | 647         | .468        | -          | -          | -           | 133        | 173        | .769        | 405        | 7.5        | -          | -         | -        | 739         | 13.7        |
| Sam McCants          | G        | 1973-74           | 29        | 304        | 725         | .419        | -          | -          | -           | 89         | 117        | .761        | 161        | 5.6        | 208        | -         | -        | 697         | 24.0        |
| Hunter McClintock    | G        | 2010-11           | 29        | 32         | 85          | .376        | 21         | 60         | .350        | 13         | 20         | .650        | 22         | 0.8        | 39         | 7         | 0        | 98          | 3.4         |
| Dezmond McDaniel     | G        | 2016-17           | 17        | 7          | 23          | .304        | 4          | 8          | .500        | 1          | 2          | .500        | 12         | 0.7        | 10         | 3         | 0        | 19          | 1.1         |
| Greg McDougald       | F        | 1972-74           | 56        | 349        | 768         | .454        | -          | -          | -           | 93         | 122        | .762        | 521        | 9.3        | -          | -         | -        | 791         | 14.1        |
| Kevin McGee          | F        | 1980-84           | 107       | 225        | 471         | .478        | -          | -          | -           | 75         | 123        | .610        | 407        | 3.8        | 193        | 110       | 40       | 525         | 4.9         |
| Bob McHugh           | F        | 1966-67           | 15        | 8          | 8           | 1.000       | -          | -          | -           | 0          | 1          | .000        | 10         | 0.7        | -          | -         | -        | 16          | 1.1         |
| Earl McClellan       | G        | 1993-97           | 106       | 212        | 488         | .434        | 23         | 73         | .315        | 131        | 184        | .712        | 314        | 3.0        | 413        | 215       | 16       | 578         | 5.5         |
| Chris McKinney       | G        | 1992-94           | 49        | 210        | 479         | .438        | 56         | 153        | .366        | 113        | 141        | .801        | 158        | 3.2        | 101        | 51        | 6        | 589         | 12.0        |
| Murvell McMurray     | C        | 1969-70           | 6         | 18         | 43          | .419        | -          | -          | -           | 8          | 16         | .500        | 50         | 8.3        | -          | -         | -        | 44          | 7.3         |
| Reauxdell McMurray   | F        | 1969-70           | 14        | 27         | 75          | .360        | -          | -          | -           | 13         | 32         | .406        | 92         | 6.6        | -          | -         | -        | 67          | 4.8         |
| Andrew Meloy         | G/F      | 2002-06           | 50        | 51         | 116         | .440        | 26         | 67         | .388        | 24         | 38         | .632        | 70         | 1.4        | 24         | 12        | 3        | 152         | 3.0         |
| Mickey Michalec      | C        | 2004-06           | 66        | 201        | 421         | .477        | 3          | 9          | .333        | 51         | 66         | .773        | 337        | 5.1        | 79         | 23        | 65       | 456         | 6.9         |
| Brian Miles          | F/C      | 1983-87           | 114       | 274        | 480         | .571        | 0          | 0          | .000        | 205        | 294        | .697        | 383        | 3.4        | 51         | 44        | 21       | 753         | 6.6         |



**CAREER STATISTICS**

| PLAYER               | POS      | YEARS             | GP        | FG        | FGA       | PCT         | 3PT      | 3PTA      | PCT         | FT       | FTA       | PCT         | REB       | AVG        | AST       | ST        | BL       | PTS       | AVG        |
|----------------------|----------|-------------------|-----------|-----------|-----------|-------------|----------|-----------|-------------|----------|-----------|-------------|-----------|------------|-----------|-----------|----------|-----------|------------|
| Chris Miller         | F        | 2016-19           | 73        | 148       | 267       | .554        | 0        | 0         | .000        | 42       | 67        | .627        | 168       | 2.3        | 16        | 12        | 22       | 338       | 4.6        |
| <b>Jalen Miller</b>  | <b>G</b> | <b>2023-Pres.</b> | <b>22</b> | <b>23</b> | <b>61</b> | <b>.377</b> | <b>9</b> | <b>30</b> | <b>.300</b> | <b>7</b> | <b>14</b> | <b>.500</b> | <b>33</b> | <b>1.5</b> | <b>12</b> | <b>12</b> | <b>2</b> | <b>62</b> | <b>2.8</b> |
| Ingram Montgomery    | F        | 1968-73           | 81        | 363       | 789       | .460        | -        | -         | -           | 212      | 282       | .752        | 667       | 8.2        | -         | -         | -        | 938       | 11.6       |
| <b>Braeden Moore</b> | <b>F</b> | <b>2023-Pres.</b> | <b>9</b>  | <b>4</b>  | <b>9</b>  | <b>.444</b> | <b>3</b> | <b>6</b>  | <b>.500</b> | <b>1</b> | <b>3</b>  | <b>.333</b> | <b>3</b>  | <b>0.3</b> | <b>1</b>  | <b>1</b>  | <b>2</b> | <b>12</b> | <b>1.3</b> |
| Joe Moore            | G        | 2007-10           | 20        | 3         | 17        | .176        | 1        | 7         | .143        | 1        | 3         | .333        | 5         | 0.3        | 4         | 0         | 1        | 8         | 0.4        |
| Kendrick Moore       | F        | 2001-03           | 59        | 91        | 180       | .506        | 0        | 0         | .000        | 74       | 115       | .643        | 364       | 6.2        | 20        | 16        | 197      | 256       | 4.3        |
| Mike Morgan          | G        | 2003-05           | 8         | 2         | 3         | .667        | 1        | 2         | .500        | 5        | 6         | .833        | 4         | 0.5        | 3         | 1         | 0        | 10        | 1.3        |
| Dominique Morrison   | G/F      | 2008-12           | 129       | 687       | 1,475     | .466        | 163      | 424       | .384        | 543      | 668       | .813        | 570       | 4.4        | 246       | 95        | 52       | 2,080     | 16.1       |
| Kevin Morrissey      | G/F      | 1992-94           | 53        | 70        | 204       | .343        | 36       | 128       | .281        | 46       | 59        | .780        | 132       | 2.5        | 87        | 5         | 32       | 223       | 4.2        |
| Melvin Morton        | F        | 1971-73           | 46        | 54        | 127       | .425        | -        | -         | -           | 21       | 33        | .636        | 88        | 1.9        | -         | -         | -        | 129       | 2.8        |
| Tim Morton           | F/C      | 2010-11           | 27        | 17        | 37        | .459        | 0        | 2         | .000        | 10       | 16        | .625        | 45        | 1.7        | 5         | 2         | 3        | 44        | 1.6        |
| Blake Moses          | C        | 1995-99           | 111       | 379       | 738       | .514        | 0        | 1         | .000        | 114      | 210       | .543        | 492       | 4.4        | 124       | 46        | 63       | 872       | 7.9        |
| Todd Murray          | G        | 1988-89           | 10        | 35        | 69        | .507        | 6        | 17        | .353        | 13       | 18        | .722        | 16        | 1.6        | 2         | 10        | 1        | 89        | 8.9        |
| Richie Myers         | F        | 2001-02           | 31        | 149       | 287       | .519        | 0        | 0         | .000        | 93       | 159       | .585        | 149       | 4.8        | 16        | 17        | 14       | 391       | 12.6       |
| Patrick Mwamba       | F        | 2022-23           | 34        | 103       | 212       | .486        | 26       | 69        | .377        | 36       | 61        | .590        | 185       | 5.4        | 21        | 32        | 19       | 268       | 7.9        |
| Javier Nasarre       | F/C      | 2009-11           | 33        | 24        | 58        | .414        | 5        | 21        | .238        | 14       | 19        | .737        | 38        | 1.2        | 6         | 5         | 7        | 67        | 2.0        |
| <b>Pablo Navarro</b> | <b>G</b> | <b>2023-Pres.</b> | <b>4</b>  | <b>3</b>  | <b>7</b>  | <b>.429</b> | <b>-</b> | <b>1</b>  | <b>-</b>    | <b>-</b> | <b>1</b>  | <b>-</b>    | <b>4</b>  | <b>1.0</b> | <b>1</b>  | <b>1</b>  | <b>0</b> | <b>6</b>  | <b>1.5</b> |
| Sebastian Neal       | F        | 1990-92           | 50        | 387       | 826       | .469        | 96       | 281       | .342        | 161      | 233       | .691        | 525       | 10.5       | 136       | 115       | 30       | 1,031     | 20.6       |
| Emmanuel Nzekwesi    | F        | 2016-20           | 113       | 601       | 1,210     | .497        | 50       | 182       | .275        | 240      | 348       | .690        | 889       | 7.9        | 142       | 101       | 74       | 1,492     | 13.2       |
| Warren Niles         | G        | 2009-13           | 136       | 674       | 1,594     | .423        | 292      | 780       | .374        | 344      | 440       | .782        | 507       | 3.7        | 257       | 133       | 22       | 1,984     | 14.6       |
| Kevin Obanor         | F        | 2018-21           | 86        | 435       | 843       | .516        | 122      | 287       | .425        | 314      | 376       | .835        | 684       | 8.0        | 66        | 32        | 52       | 1,306     | 15.2       |
| Michael Obaseki      | F/C      | 1984-85           | 38        | 23        | 50        | .460        | -        | -         | -           | 20       | 47        | .426        | 65        | 1.7        | 5         | 8         | 11       | 66        | 1.7        |
| Yemi Ogunoye         | G/F      | 2002-08           | 128       | 116       | 265       | .438        | 19       | 72        | .264        | 68       | 130       | .523        | 344       | 2.7        | 172       | 83        | 66       | 319       | 2.5        |
| Kerry O'Neill        | F/C      | 1988-90           | 56        | 53        | 104       | .510        | 2        | 7         | .286        | 16       | 21        | .762        | 153       | 2.7        | 20        | 11        | 20       | 124       | 2.2        |
| Kamarachi Onyiriho   | F        | 2008-09           | 10        | 1         | 4         | .250        | 0        | 0         | .000        | 1        | 2         | .500        | 9         | 0.9        | 2         | 1         | 0        | 3         | 0.3        |
| Albert Owens         | C        | 2014-18           | 126       | 529       | 1,127     | .469        | 6        | 26        | .231        | 254      | 377       | .674        | 534       | 4.2        | 76        | 45        | 159      | 1,318     | 10.5       |
| Larry Owens          | G/F      | 2004-06           | 66        | 285       | 523       | .545        | 27       | 78        | .346        | 120      | 211       | .569        | 508       | 7.7        | 187       | 107       | 75       | 717       | 10.9       |
| Phillip Owens        | G        | 1997-99           | 58        | 115       | 269       | .428        | 56       | 139       | .401        | 60       | 74        | .811        | 74        | 1.3        | 102       | 71        | 1        | 346       | 6.0        |
| John Patterson       | G        | 1972-74           | 34        | 130       | 320       | .406        | -        | -         | -           | 19       | 36        | .528        | 171       | 5.0        | -         | -         | -        | 279       | 8.2        |
| Roderick Pearson     | G        | 2008-12           | 72        | 184       | 422       | .436        | 38       | 120       | .317        | 90       | 131       | .687        | 185       | 2.6        | 228       | 66        | 5        | 496       | 6.9        |
| Tyrone Penny         | F        | 1989-91           | 23        | 20        | 37        | .541        | 0        | 3         | .000        | 20       | 24        | .833        | 35        | 1.5        | 4         | 5         | 1        | 60        | 2.6        |
| Ben Perry            | F        | 1982-83           | 28        | 99        | 200       | .495        | -        | -         | -           | 20       | 28        | .714        | 123       | 4.4        | 20        | 11        | 10       | 218       | 7.8        |
| Eric Perry           | G        | 1996-00           | 114       | 334       | 815       | .410        | 214      | 565       | .379        | 157      | 200       | .785        | 315       | 2.7        | 383       | 145       | 10       | 1,039     | 9.1        |
| Bill Phillips        | F        | 1978-79           | 26        | 146       | 309       | .472        | -        | -         | -           | 40       | 61        | .656        | 167       | 6.4        | 20        | -         | 11       | 332       | 12.8       |
| Trey Phipps          | G        | 2021-24           | 96        | 156       | 388       | .402        | 82       | 213       | .385        | 90       | 108       | .833        | 167       | 1.7        | 101       | 52        | 7        | 484       | 5.0        |
| Steve Phyfe          | F/C      | 1985-86           | 18        | 10        | 18        | .556        | -        | -         | -           | 9        | 15        | .600        | 24        | 1.3        | 2         | 0         | 1        | 29        | 1.6        |
| Jason Pittman        | G        | 1994-95           | 22        | 27        | 74        | .365        | 7        | 23        | .304        | 21       | 39        | .538        | 31        | 1.4        | 35        | 14        | 1        | 82        | 3.7        |
| Ismael Plet          | F        | 2020-22           | 30        | 10        | 23        | .435        | -        | -         | -           | 5        | 11        | .455        | 37        | 1.2        | 0         | 7         | 0        | 25        | 0.8        |
| Cody Porter          | G        | 1995-96           | 19        | 7         | 24        | .292        | 0        | 0         | .000        | 3        | 10        | .300        | 19        | 1.0        | 21        | 7         | 0        | 17        | 0.9        |
| Sam Potter           | F        | 1983-85           | 61        | 430       | 832       | .517        | -        | -         | -           | 131      | 156       | .840        | 279       | 4.6        | 182       | 66        | 24       | 991       | 16.2       |
| John Prince          | F        | 1990-91           | 7         | 4         | 10        | .400        | 2        | 5         | .400        | 0        | 0         | .000        | 5         | 0.7        | 2         | 1         | 0        | 10        | 1.4        |
| Tom Prusator         | C        | 1980-82           | 36        | 68        | 144       | .472        | -        | -         | -           | 25       | 63        | .397        | 122       | 3.4        | 4         | 2         | 23       | 161       | 4.5        |
| Fabio Ramos          | C        | 1992-94           | 54        | 38        | 74        | .514        | 0        | 0         | .000        | 11       | 31        | .355        | 139       | 2.6        | 30        | 25        | 11       | 87        | 1.6        |
| Micah Ratzlaff       | G        | 1998-00           | 47        | 39        | 86        | .453        | 13       | 41        | .317        | 15       | 19        | .789        | 50        | 1.1        | 37        | 17        | 3        | 106       | 2.3        |
| Mel Red              | F        | 1966-68           | 50        | 285       | 548       | .520        | -        | -         | -           | 106      | 153       | .693        | 382       | 7.6        | -         | -         | -        | 676       | 13.5       |
| Renolds Reedy        | G        | 1978-79           | 15        | 9         | 22        | .409        | -        | -         | -           | 3        | 6         | .500        | 10        | 0.7        | 6         | -         | 0        | 21        | 1.4        |
| Lamont Reid          | G        | 1977-79           | 41        | 243       | 543       | .448        | -        | -         | -           | 57       | 108       | .528        | 107       | 2.6        | 103       | -         | 19       | 543       | 13.2       |
| Renardo Rhone        | G        | 2008-09           | 6         | 6         | 9         | .667        | 0        | 1         | .000        | 1        | 1         | 1.00        | 4         | 0.7        | 1         | 0         | 0        | 13        | 2.2        |
| Chris Riouse         | G        | 2004-06           | 48        | 98        | 205       | .478        | 76       | 161       | .472        | 22       | 29        | .759        | 43        | 0.9        | 29        | 14        | 1        | 294       | 6.1        |
| Anthony Roberts      | F        | 1973-77           | 108       | 1006      | 2007      | .501        | -        | -         | -           | 329      | 434       | .758        | 800       | 7.4        | 136       | -         | -        | 2,341     | 21.7       |
| Raymond Roberts      | G        | 1994-95           | 21        | 31        | 94        | .330        | 17       | 55        | .309        | 12       | 25        | .480        | 35        | 1.7        | 41        | 21        | 2        | 91        | 4.3        |
| Ken Robinson         | G        | 1973-75           | 23        | 13        | 40        | .325        | -        | -         | -           | 8        | 14        | .571        | 13        | 0.6        | 3         | -         | -        | 34        | 1.5        |
| Beloved Rogers       | G        | 2008-10           | 34        | 21        | 58        | .362        | 16       | 44        | .364        | 9        | 16        | .563        | 30        | 0.9        | 21        | 14        | 1        | 67        | 2.0        |
| Elvis Rolle          | F        | 1976-78           | 53        | 93        | 209       | .445        | -        | -         | -           | 53       | 85        | .624        | 223       | 4.2        | 13        | -         | 19       | 239       | 4.5        |
| Lorenz Ross          | G        | 2020-21           | 1         | 0         | 5         | .000        | 0        | 4         | .000        | 2        | 2         | 1.000       | 0         | 0.0        | 0         | 1         | 0        | 2         | 2.0        |
| Mike Ross            | C        | 1968-70           | 34        | 38        | 98        | .388        | -        | -         | -           | 18       | 29        | .621        | 79        | 2.3        | -         | -         | -        | 94        | 2.8        |
| Austin Ruder         | G        | 2017-18           | 22        | 80        | 220       | .364        | 63       | 172       | .366        | 16       | 20        | .800        | 66        | 3.0        | 50        | 17        | 0        | 239       | 10.9       |
| Chad Rumpfelt        | F        | 1996-97           | 6         | 0         | 2         | .000        | 0        | 0         | .000        | 0        | 0         | .000        | 1         | 0.2        | 2         | 0         | 0        | 0         | 0.0        |
| Da'Monn Sanders      | F        | 1998-00           | 49        | 50        | 90        | .555        | 0        | 0         | .000        | 22       | 46        | .478        | 130       | 2.7        | 31        | 35        | 3        | 122       | 2.5        |
| Kelvin Sango         | G/F      | 2006-09           | 97        | 123       | 280       | .439        | 15       | 86        | .174        | 108      | 170       | .635        | 204       | 2.1        | 178       | 105       | 22       | 369       | 3.8        |
| Aidan Saunders       | G        | 2018-20           | 61        | 90        | 249       | .361        | 16       | 71        | .225        | 53       | 77        | .688        | 85        | 1.4        | 51        | 27        | 8        | 249       | 4.1        |
| Mike Schaffitzel     | F        | 1987-89           | 18        | 14        | 41        | .341        | 2        | 6         | .333        | 6        | 12        | .500        | 31        | 1.7        | 3         | 7         | 0        | 36        | 2.0        |
| Phil Schlegel        | F        | 1981-82           | 17        | 17        | 50        | .340        | -        | -         | -           | 15       | 20        | .750        | 18        | 1.1        | 3         | 0         | 0        | 49        | 2.9        |
| Chaz Schneider       | G        | 2018-19           | 4         | 1         | 5         | .200        | 0        | 3         | .000        | 5        | 6         | .833        | 2         | 0.5        | 0         | 0         | 0        | 7         | 1.8        |
| Alvin Scott          | F        | 1973-77           | 86        | 243       | 488       | .498        | -        | -         | -           | 92       | 140       | .657        | 581       | 6.8        | 130       | -         | 131      | 578       | 6.7        |
| Kenzie Scott         | C        | 1987-88           | 20        | 44        | 104       | .423        | 1        | 2         | .500        | 21       | 41        | .512        | 66        | 3.3        | 7         | 5         | 22       | 110       | 5.5        |
| Tom Screech          | F        | 1965-66           | 28        | 197       | 280       | .704        | -        | -         | -           | 59       | 99        | .596        | 168       | 6.0        | -         | -         | -        | 453       | 16.2       |
| Kevin Scruggs        | F        | 1995-97           | 51        | 167       | 319       | .524        | 1        | 2         | .500        | 69       | 99        | .670        | 214       | 4.2        | 27        | 31        | 60       | 404       | 7.9        |
| Jake Shannon         | G        | 2022-24           | 17        | 4         | 15        | .267        | 2        | 9         | .222        | 2        | 2         | 1.000       | 17        | 1.0        | 5         | 6         | 1        | 12        | 0.7        |
| Don Shell            | F        | 1966-70           | 51        | 39        | 84        | .464        | -        | -         | -           | 28       | 52        | .538        | 63        | 1.2        | -         | -         | -        | 106       | 2.1        |

**CAREER STATISTICS**

| PLAYER               | POS | YEARS     | GP  | FG   | FGA  | PCT  | 3PT | 3PTA | PCT  | FT  | FTA | PCT   | REB  | AVG  | AST | ST  | BL  | PTS   | AVG  |
|----------------------|-----|-----------|-----|------|------|------|-----|------|------|-----|-----|-------|------|------|-----|-----|-----|-------|------|
| John Showman         | G   | 1977-82   | 75  | 197  | 423  | .466 | -   | -    | -    | 32  | 48  | .667  | 97   | 1.3  | 51  | -   | 4   | 426   | 5.7  |
| Jabbar Singleton     | G   | 2013-15   | 66  | 54   | 164  | .329 | 28  | 87   | .322 | 46  | 79  | .582  | 80   | 1.2  | 108 | 26  | 3   | 182   | 2.8  |
| Ashton Smith         | F   | 2023-24   | 16  | 13   | 18   | .722 | -   | -    | -    | 7   | 13  | .538  | 19   | 1.2  | -   | -   | 4   | 33    | 2.1  |
| Bobby Smith          | G   | 1987-88   | 24  | 32   | 132  | .242 | 11  | 48   | .229 | 13  | 24  | .542  | 25   | 1.0  | 31  | 14  | 2   | 88    | 3.7  |
| Eric Smith           | G/F | 1982-86   | 34  | 5    | 13   | .385 | -   | -    | -    | 1   | 4   | .250  | 10   | 0.3  | 3   | 2   | 1   | 11    | 0.3  |
| Fred Smith           | F   | 1992-94   | 52  | 217  | 438  | .495 | 4   | 19   | .211 | 92  | 141 | .652  | 351  | 6.8  | 76  | 44  | 14  | 530   | 10.2 |
| Kemble Smith         | G   | 1989-90   | 37  | 56   | 133  | .421 | 36  | 95   | .379 | 28  | 40  | .700  | 53   | 1.4  | 60  | 8   | 6   | 176   | 4.8  |
| Kerwin Smith         | F   | 2018-19   | 32  | 65   | 117  | .556 | 0   | 0    | .000 | 18  | 47  | .383  | 149  | 4.7  | 21  | 7   | 22  | 148   | 4.6  |
| Maurice Smith        | F   | 1985-87   | 50  | 194  | 388  | .500 | 0   | 0    | .000 | 106 | 190 | .558  | 328  | 6.6  | 33  | 21  | 39  | 494   | 9.9  |
| Josef Sorett         | G   | 1993-95   | 42  | 7    | 19   | .368 | 2   | 5    | .400 | 14  | 24  | .583  | 25   | 0.6  | 32  | 12  | 0   | 30    | 0.7  |
| Adam Spanich         | F   | 1995-96   | 22  | 12   | 37   | .324 | 10  | 32   | .313 | 12  | 17  | .706  | 8    | 0.4  | 2   | 2   | 1   | 46    | 2.1  |
| Albert Spencer       | C   | 1976-78   | 39  | 31   | 66   | .470 | -   | -    | -    | 7   | 27  | .259  | 62   | 1.6  | 1   | -   | 5   | 69    | 1.8  |
| Luke Spencer-Gardner | G   | 2000-05   | 114 | 319  | 769  | .415 | 171 | 412  | .415 | 302 | 385 | .784  | 283  | 2.5  | 534 | 126 | 6   | 1,111 | 9.7  |
| Sylvester Spicer     | F   | 2006-07   | 12  | 5    | 13   | .385 | 0   | 0    | .000 | 8   | 10  | .800  | 13   | 1.1  | 1   | 1   | 0   | 18    | 1.5  |
| Jules Springs        | F   | 1987-89   | 50  | 66   | 154  | .429 | 3   | 21   | .143 | 34  | 48  | .708  | 102  | 2.0  | 31  | 27  | 15  | 169   | 3.4  |
| Robbie Stecker       | G   | 1988-90   | 18  | 14   | 33   | .424 | 3   | 13   | .231 | 5   | 6   | .833  | 14   | 0.8  | 4   | 4   | 1   | 36    | 2.0  |
| Sheldon Stevens      | G   | 2020-21   | 20  | 22   | 68   | .324 | 12  | 44   | .273 | 4   | 4   | 1.000 | 23   | 1.2  | 14  | 10  | 0   | 60    | 3.0  |
| Kasey Stewart        | F   | 2004-05   | 15  | 3    | 9    | .333 | 1   | 4    | .250 | 11  | 17  | .647  | 15   | 1.0  | 2   | 5   | 1   | 18    | 1.2  |
| Kyle Stewart         | F   | 1998-2002 | 47  | 20   | 47   | .426 | 0   | 0    | .000 | 21  | 32  | .656  | 52   | 1.1  | 16  | 7   | 2   | 61    | 1.3  |
| Kyron Stokes         | G/F | 2007-11   | 77  | 121  | 329  | .368 | 51  | 184  | .277 | 77  | 110 | .700  | 270  | 3.5  | 105 | 55  | 23  | 370   | 4.8  |
| Howard Suggs         | F   | 1988-90   | 70  | 293  | 559  | .524 | 0   | 2    | .000 | 75  | 183 | .410  | 681  | 9.7  | 31  | 79  | 34  | 661   | 9.4  |
| Dave Sumrall         | G   | 1996-01   | 40  | 5    | 27   | .185 | 4   | 19   | .211 | 6   | 9   | .667  | 16   | 0.4  | 6   | 4   | 0   | 20    | 0.5  |
| Greg Sutton          | G   | 1988-91   | 104 | 1024 | 2398 | .427 | 438 | 1157 | .379 | 584 | 765 | .763  | 494  | 4.8  | 490 | 213 | 60  | 3,070 | 29.5 |
| Spencer Sutton       | G   | 2017-18   | 22  | 10   | 26   | .385 | 7   | 19   | .368 | 1   | 3   | .333  | 8    | 0.4  | 9   | 2   | 0   | 28    | 1.3  |
| Sam Tanner           | F   | 1982-83   | 14  | 3    | 11   | .273 | -   | -    | -    | 1   | 2   | .500  | 9    | 0.6  | 0   | 1   | 2   | 7     | 0.5  |
| Derrick Taylor       | F   | 1996-00   | 101 | 431  | 855  | .504 | 13  | 32   | .406 | 252 | 489 | .515  | 554  | 5.5  | 120 | 63  | 24  | 1,127 | 11.2 |
| Mike Taylor          | G   | 1970-71   | 10  | 11   | 34   | .324 | -   | -    | -    | 5   | 8   | .625  | 19   | 1.9  | -   | -   | -   | 27    | 2.7  |
| Reggie Tate          | G   | 1998-00   | 58  | 243  | 540  | .450 | 61  | 163  | .374 | 114 | 145 | .786  | 229  | 3.9  | 132 | 57  | 9   | 661   | 11.4 |
| Luka Tekavcic        | F   | 2021-22   | 6   | 3    | 5    | .600 | 1   | 2    | .500 | -   | -   | -     | 7    | 1.2  | 3   | 0   | 1   | 7     | 1.2  |
| Brad Thompson        | C   | 1978-79   | 14  | 18   | 62   | .290 | -   | -    | -    | 7   | 18  | .389  | 48   | 3.4  | 2   | -   | 2   | 43    | 3.1  |
| Clarence Thompson    | F   | 1988-90   | 70  | 400  | 938  | .426 | 205 | 553  | .371 | 128 | 162 | .790  | 411  | 5.9  | 68  | 30  | 10  | 1,133 | 16.2 |
| Eric Thompson        | F   | 1994-95   | 15  | 12   | 29   | .414 | 5   | 13   | .385 | 9   | 10  | .900  | 13   | 0.9  | 3   | 3   | 3   | 38    | 2.5  |
| Kareem Thompson      | G   | 2020-24   | 126 | 441  | 1005 | .439 | 161 | 434  | .371 | 125 | 182 | .687  | 693  | 5.5  | 326 | 150 | 55  | 1,168 | 9.3  |
| Ray Thompson         | F   | 1991-93   | 54  | 533  | 1103 | .483 | 58  | 190  | .305 | 202 | 331 | .610  | 516  | 9.6  | 141 | 84  | 88  | 1,326 | 24.6 |
| Marv Thouvenel       | G   | 1967-68   | 18  | 41   | 77   | .532 | -   | -    | -    | 35  | 38  | .921  | 18   | 1.0  | -   | -   | -   | 117   | 6.5  |
| Marc Tierney         | F   | 1992-93   | 17  | 3    | 17   | .176 | 2   | 10   | .200 | 4   | 6   | .667  | 23   | 1.4  | 6   | 0   | 3   | 12    | 0.7  |
| Tyrone Tiggs         | G   | 2001-03   | 59  | 267  | 637  | .419 | 144 | 372  | .387 | 109 | 142 | .768  | 330  | 5.6  | 215 | 79  | 12  | 787   | 13.3 |
| Cameron Tragardh     | F   | 2002-03   | 28  | 72   | 161  | .447 | 6   | 28   | .214 | 49  | 60  | .817  | 80   | 2.9  | 7   | 7   | 1   | 199   | 7.1  |
| Jesse Traylor        | G/F | 1970-73   | 45  | 53   | 133  | .398 | -   | -    | -    | 13  | 24  | .542  | 86   | 1.9  | -   | -   | -   | 119   | 2.6  |
| David Tucker         | G   | 1973-77   | 42  | 43   | 90   | .478 | -   | -    | -    | 12  | 15  | .800  | 39   | 0.9  | 54  | -   | -   | 98    | 2.3  |
| Ken Tutt             | G   | 2003-07   | 118 | 684  | 1619 | .422 | 319 | 775  | .412 | 332 | 409 | .812  | 268  | 2.3  | 274 | 112 | 10  | 2,019 | 17.1 |
| Billy Unwin          | F   | 1990-91   | 24  | 26   | 62   | .419 | 9   | 28   | .321 | 10  | 13  | .769  | 41   | 1.7  | 9   | 4   | 0   | 71    | 3.0  |
| Ben Uzzel            | G   | 1975-78   | 48  | 78   | 181  | .431 | -   | -    | -    | 25  | 35  | .714  | 42   | 0.9  | 42  | -   | -   | 181   | 3.8  |
| Billy Van Horn       | G   | 1975-77   | 25  | 5    | 18   | .278 | -   | -    | -    | 3   | 10  | .300  | 17   | 0.7  | 12  | -   | 4   | 13    | 0.5  |
| Tre Vance            | F   | 2015-16   | 10  | 2    | 7    | .286 | 0   | 0    | .000 | 4   | 7   | .571  | 5    | 0.5  | 2   | 0   | 4   | 8     | 0.8  |
| Connor Vanover       | F   | 2022-23   | 34  | 164  | 317  | .517 | 46  | 142  | .324 | 57  | 70  | .814  | 245  | 7.2  | 28  | 24  | 108 | 431   | 12.7 |
| David Vaughn         | C   | 1972-73   | 27  | 232  | 438  | .530 | -   | -    | -    | 55  | 82  | .671  | 385  | 14.3 | -   | -   | -   | 519   | 19.2 |
| Milton Vaughn        | G   | 1969-72   | 57  | 193  | 489  | .395 | -   | -    | -    | 65  | 98  | .663  | 126  | 2.2  | -   | -   | -   | 451   | 7.9  |
| Marchello Vealy      | G/F | 2005-08   | 89  | 183  | 400  | .458 | 32  | 109  | .294 | 71  | 129 | .550  | 402  | 4.5  | 82  | 68  | 71  | 469   | 5.3  |
| Carl Vinson          | F   | 1973-74   | 4   | 3    | 11   | .273 | -   | -    | -    | 0   | 0   | .000  | 7    | 1.8  | -   | -   | -   | 6     | 1.5  |
| Rocky Walls          | F   | 1994-98   | 113 | 458  | 880  | .520 | 7   | 32   | .219 | 265 | 527 | .503  | 946  | 8.4  | 173 | 166 | 127 | 1,188 | 10.5 |
| Bobby Wallis         | G   | 1965-67   | 50  | 157  | 364  | .431 | -   | -    | -    | 77  | 112 | .688  | 208  | 4.2  | -   | -   | -   | 391   | 7.8  |
| Marques Warrior      | G   | 1999-00   | 27  | 12   | 36   | .333 | 7   | 29   | .241 | 6   | 10  | .600  | 52   | 1.9  | 37  | 22  | 0   | 37    | 1.4  |
| Lyndric Washington   | C   | 2000-01   | 1   | 3    | 7    | .429 | 0   | 1    | .000 | -   | -   | -     | 0    | 0.0  | 1   | 1   | 0   | 6     | 6.0  |
| Marvin Washington    | F/C | 1987-89   | 44  | 108  | 250  | .432 | 0   | 1    | .000 | 52  | 97  | .536  | 272  | 6.2  | 12  | 30  | 73  | 268   | 6.1  |
| DeShang Weaver       | G/F | 2018-24   | 148 | 451  | 983  | .459 | 223 | 592  | .377 | 75  | 107 | .701  | 441  | 3.0  | 57  | 60  | 143 | 1,200 | 8.1  |
| Adrion Webber        | G   | 2013-15   | 66  | 64   | 187  | .342 | 38  | 129  | .295 | 58  | 66  | .879  | 123  | 1.9  | 20  | 21  | 2   | 224   | 3.4  |
| Troy Wells           | G   | 1966-68   | 13  | 11   | 22   | .500 | -   | -    | -    | 6   | 8   | .750  | 8    | 0.6  | -   | -   | -   | 28    | 2.2  |
| Javan White          | F   | 2015-18   | 55  | 173  | 342  | .506 | 6   | 16   | .375 | 73  | 127 | .575  | 373  | 6.8  | 55  | 36  | 43  | 425   | 7.7  |
| Chad Wilkerson       | G   | 1995-99   | 107 | 249  | 535  | .465 | 116 | 299  | .388 | 161 | 211 | .763  | 287  | 2.7  | 183 | 89  | 15  | 775   | 7.2  |
| Demari Williams      | G   | 2022-24   | 19  | 17   | 30   | .567 | 2   | 7    | .286 | 5   | 9   | .556  | 13   | 0.7  | 3   | 2   | 1   | 41    | 2.2  |
| Lance Williams       | G   | 1979-83   | 99  | 297  | 636  | .467 | -   | -    | -    | 82  | 102 | .804  | 147  | 1.5  | 91  | 24  | 2   | 676   | 6.8  |
| Richie Williams      | G   | 1967-69   | 48  | 248  | 476  | .521 | -   | -    | -    | 159 | 210 | .757  | 178  | 3.7  | -   | -   | -   | 655   | 13.6 |
| Drew Wilson, III     | F   | 2013-15   | 37  | 32   | 55   | .582 | 0   | 1    | .000 | 7   | 28  | .250  | 103  | 2.8  | 10  | 17  | 25  | 71    | 1.9  |
| Mark Wilson          | G   | 1983-87   | 95  | 69   | 183  | .377 | 1   | 4    | .250 | 79  | 114 | .693  | 102  | 1.1  | 162 | 61  | 0   | 218   | 2.3  |
| Eddie Woods          | F   | 1970-74   | 107 | 553  | 1072 | .516 | -   | -    | -    | 234 | 413 | .567  | 1365 | 12.8 | -   | -   | -   | 1,340 | 12.5 |
| Bobby Word           | G   | 2013-15   | 65  | 150  | 391  | .384 | 98  | 265  | .370 | 89  | 118 | .754  | 165  | 2.5  | 57  | 26  | 13  | 487   | 7.5  |
| Haywoode Workman     | G   | 1986-89   | 85  | 536  | 1262 | .425 | 95  | 306  | .310 | 339 | 430 | .788  | 438  | 5.2  | 376 | 250 | 9   | 1,506 | 17.7 |
| Lionel Worrell       | G   | 1975-78   | 79  | 211  | 454  | .465 | -   | -    | -    | 104 | 172 | .605  | 288  | 3.6  | 178 | -   | 37  | 526   | 6.7  |
| Rodney Wright        | G   | 1977-78   | 26  | 45   | 93   | .484 | -   | -    | -    | 14  | 26  | .538  | 42   | 1.6  | 79  | -   | 1   | 104   | 4.0  |
| Joe Yates            | G   | 1970-71   | 7   | 2    | 8    | .250 | -   | -    | -    | 3   | 3   | 1.000 | 3    | 0.4  | -   | -   | -   | 7     | 1.0  |
| Aaron Young          | G   | 2014-17   | 90  | 175  | 389  | .450 | 90  | 217  | .415 | 99  | 123 | .805  | 132  | 1.5  | 134 | 49  | 4   | 539   | 6.0  |
| Corey Young          | F/C | 1994-95   | 16  | 5    | 10   | .500 | 0   | 0    | .000 | 5   | 10  | .500  | 16   | 1.0  | 1   | 1   | 7   | 15    | 0.9  |





**00**  
Abe Hamilton (2001-02)



**0**  
Andre Hardy (2008-09)  
Caleb Tannehill (2012-13)  
Jabbar Singleton (2013-14)  
Aaron Young (2014-17)  
Kevin Obanor (2018-21)  
Demari Williams (2022-24)




Tyronne Tiggs (2001-03)  
Ken Tutt (2003-07)  
Beloved Rogers (2008-09)  
Bobby Word (2013-15)  
DaQuan Jeffries (2015-16)  
Kris Martin (2016-17)  
James Conley (2017-18)  
Elijah Lufile (2019-22)  
**Braeden Moore (2023-Pres.)**



**2**  
Matt Frazier (2001-02)  
Chris Riouse (2004-06)  
Andre Hardy (2007-08)  
Michael Fletcher (2008-10)  
D.J. Jackson (2011-12)  
Aaron Anderson (2014-16)  
Austin Ruder (2017-18)  
Deondre Burns (2019-20)  
Kareem Thompson (2020-24)



**3**  
Chris McKinney (1993-94)  
Matt Javit (1994-95)  
Jerry Belton, Jr. (1995-97)  
Phillip Owens (1997-99)  
Reggie Tate (1999-00)  
Josh Atkinson (2000-04)  
Yemi Ogunoye (2005-2008)  
Roderick Pearson (2008-10)  
Robert Aery (2010-12)  
Corbin Byford (2012-14)  
Jabbar Singleton (2014-15)  
Kris Martin (2015-16)



Jontray Harris (2016-18)  
Kaelen Malone (2018-19)  
Max Abmas (2019-23)

**4**  
Haywoode Workman (1986-87)  
Kenny Bohanon (1993-94)  
Josef Soret (1994-95)  
Chad Wilkerson (1995-99)  
Josh Atkinson (1999-00)  
Daniel Grothe (2001-02)  
Larry Owens (2004-06)  
Curtis Allen (2007-08)  
Roderick Pearson, Jr. (2010-12)  
David Mason (2013-14)  
Jamie Bergens (2020-2022)  
Jake Shannon (2022-24)



**5**  
Daniel Chee (1996-98)  
Stacy Barrett (1998-99)  
Evan Black (1999-00)  
Luke Spencer-Gardner (2000-05)  
Kelvin Sango (2006-09)  
Tim Morton (2010-11)  
Brandon Conley (2012-16)  
D'Mauria Jones (2019-21)  
Jonathan Alexandre (2020-22)  
Cam Amboree (2022-24)



**7**  
**Pablo Navarro (2024-Pres.)**

**10**  
Bobby Hodge (1967-68)  
Tim Cameron (1968-73)  
Kevin Dublynn (1974-77)  
Rodney Wright (1977-78)  
Gary "Cat" Johnson (1978-82)  
Jay Davis (1982-83)  
Butch Berry (1983-85)  
Junior Bell (1985-86)  
Scott Goodwin (1986-87)  
Ron Jones (1988-91)  
Jonathan Barnett (1999-00)  
Markius Barnes (2000-02)  
Cameron Tragardh (2002-03)  
Mike Moore (2003-05)  
Marchello Vealy (2005-07)  
Robert Jarvis (2007-09)  
Jalen Bradley (2015-17)



Sam Kearns (2017-20)  
RJ Glasper (2021-21)  
**Issac McBride (2021-pres.)**  
**11**  
Paul Massey (1967-68)  
Joe Yates (1970-71)  
David Tucker (1973-77)  
Jeff Adams (1977-78)  
Kalin Dahl (1978-82)  
Willie Irons (1984-88)  
Earl McClellan (1993-97)  
Greg Foster (1997-98)  
Micah Ratzlaff (1998-00)  
Adam Liberty (2006-08)



Reggie Guyton (2008-09)  
Shawn Glover (2011-14)  
Carlos Jürgens (2018-23)  
Pablo Navarro (2022-23)  
**12**  
Milton Vaughn (1969-72)  
Bill Fredrick (1972-75)  
Billy Van Horn (1975-78)  
Kendall Mack (1985-87)  
Bobby Smith (1987-88)  
Darrell Hughes (1990-92)  
Josef Soret (1993-94)  
Raymond Roberts (1994-95)  
Brucal Greene (2002-03)  
Ken Holdman (2008-11)  
D.J. Jackson (2012-14)  
Jackson Bart (2014-15)



Isaac Gilliam (2015-17)  
R.J. Fuqua (2018-20)  
Justin Lovvorn (2020-21)  
Matthew Henton (2021-22)  
**Jalen Miller (2023-Pres.)**  
**13**  
Stan Kerby (1971-72)  
Sam McCants (1972-74)  
Pete Morgan (1974-75)  
John Showman (1977-82)  
Scott Coleman (1990-92)  
Jason Pittman (1994-95)  
Evan Black (2000-01)



Moses Ehambe (2004-08)  
Warren Niles (2009-13)  
Aaron Anderson (2016-17)  
Aidan Saunders (2018-20)  
Nate Clover III (2020-23)  
Jonathan Alexandre (2023-24)  
**14**  
Wardell Jeffries (1968-70)

Eldon Lawyer (1970-72)  
Kenny Cooper (1972-73)  
Jeff Holtgrewe (1974-78)  
Tim Amey (1984-85)  
Haywoode Workman (1987-89)  
John King (1989-91)  
Matt Crain (1991-93)  
Fabio Ramos (1993-94)  
Rocky Walls (1994-98)



Kyle Stewart (1998-99)  
Marques Warrior (1999-00)  
Jonathan Barnett (2000-01)  
Jonathan Bluiitt (2002-06)  
Jake Lliteras (2010-13)



DeShang Weaver (2018-24)  
**15**  
(jersey retired in 2001-02)  
Carl Hardaway (1966-68)  
Anthony Roberts (1973-77)  
Matt Gastel (2000-01)  
Obi Emegano (2013-16)

**20**  
Bill Hull (1967-1968)  
Haywood Hill (1969-1971)  
Glenn Buntin (1971-72)  
Carl Vinson (1973-74)  
Arnold Dugger (1974-77)  
Robert Griffin (1978-80)  
Reggie Clement (1980-83)  
Kip Brown (1983-86)  
Kim Kelley (1987-89)  
Darrell Hughes (1989-90)  
Anthony Jones (1990-91)  
Corey Barnes (1991-92)  
Kenny Bohanon (1992-93)  
Bryan Chang (1993-94)




Tim Gill (1994-98)  
Da'Monn Sanders (1998-00)  
Alex Desir (2010-11)  
Tre Vance (2015-16)  
Spencer Sutton (2017-18)  
Chaz Schneider (2018-19)

Trey Phipps (2021-24)  
**21**  
Richie Williams (1967-68)  
Steve DeWeese (1971-72)  
Ben Uzzell (1975-78)  
Renolds Reedy (1978-79)  
Bob Osborne (1979-80)  
Jeff Acres (1980-85)  
Anthony Houston (1987-88)

Robbie Stecker (1988-90)  
Rob Gardner (1991-92)  
Jerome Harris (1993-94)  
Kenny Meyers (1994-95)  
Kevin Scruggs (1995-97)  
Derrick Taylor (1997-00)  
Vernon Boyd (2000-01)  
Kendrick Moore (2001-03)  
Schugler Thomas (2003-04)  
Marcus Lewis (2007-09)  
Kerwin Smith (2018-19)  
Ty Lazenby (2019-20)




**22**  
Ralph Fagin (1968-70)  
Greg Davis (1970-73)  
Kenny Robinson (1973-75)  
Rodney Wright (1977-78)  
Steve Bontrager (1980-81)  
Kyp Hardaway (1981-82)  
Mark Wilson (1983-87)  
Darren Feiler (1987-88)  
Kemble Smith (1988-90)  
Ulysses Foston (1990-92)



Steve Ogden (1992-93)  
James Kruse (1994-95)  
Dave Sumrall (1997-01)  
Richie Myers (2001-02)  
Eric Fowlkes (2003-06)  
Steven Roundtree (2010-13)  
Adrian Webber (2013-15)  
Francis Lácis (2017-2022)  
**Josh Jones (2023-Pres.)**

**23**  
Marvin Thouvenel (1967-68)  
Ralph Fagin (1969-1970)  
William Davis (1985-86)  
Greg Sutton (1988-91)  
Clifford Crenshaw (1993-97)  
Reggie Tate (1998-99)  
Gerald Burreis (1999-00)



Andy Mathurin (2000-03)  
Daren Jordan (2006-07)  
Joe Moore (2007-10)  
P.J. Purnell (2011-12)  
Korey Billbury (2012-13)  
Dederick Lee (2013-15)



Emmanuel Nzekwesi (2016-20)  
Sheldon Stevens (2020-21)  
**Sir Issac Herron (2021-pres.)**

**24**

(jersey retired in 2001-02)  
Richard Fuqua (1969-73)  
Chris Cameron (2000-01)  
Korey Billbury (2013-15)  
R.J. Fuqua (2017-18)

**25**

Duane Fox (1973-75)  
Lamont Reid (1977-79)  
Steve Bontrager (1979-80)  
Phil Schlegel (1981-82)  
Charles Dorsey (1983-85)



Boyce Cherry (1986-87)  
Jim Klutts (1987-88)  
Tyrone Penny (1989-91)  
Brian Garner (1991-92)  
Eric Perry (1996-00) (Pictured)  
Jonathan Barnett (2001-02)  
Kyron Stokes (2007-11)  
P.J. Purnell (2012-13)  
Javan White (2015-18)  
Elijah Lawrence (2021-24)

**30**

Tonu Wells (1967-68)



Reauxdell McMurry (1969-70)  
Eddie Woods (1970-74)  
Boris McWashington (1980-81)  
Kip Brown (1983-84)  
Junior Bell (1984-85)  
Larry French (1998-99)  
Nonso Azubuike (1999-00)  
Caleb Green (2003-07)  
Dezmond McDaniel (2016-17)



Jonathan Alexandre (2020-22)

**31**

Vincent Banks (1972-75)  
Elvis Rolle (1976-78)  
Brad Thompson (1978-79)  
Eric Smith (1983-85)  
Mike Schaffitzel (1987-89)  
Homer Garner (1990-91)  
Kevin Morrissey (1992-93)  
Renardo Rhone (2008-09)  
Jordan Kaufman (2012-14)

**32**

Ingram Montgomery (1968-73)  
Rod Eppley (1973-75)  
Chuck Dahms (1976-78)  
Bill Phillips (1978-79)

Lance Williams (1979-83)  
Brian Miles (1983-87)



Marvin Washington (1987-89)  
John Prince (1990-91)  
Ray Thompson (1991-93)  
Kevin Morrissey (1993-94)  
Eric Thomson (1994-95)  
Cody Porter (1995-96)  
Nathan Binam (1997-00)  
Ben Haynes (2006-08)  
Damen Bell-Holter (2009-13)  
Kellen Manek (2016-18)  
Patrick Mwamba (2022-23)  
Ashton Smith (2023-24)

**33**

Mel Reed (1967-68)  
Carl Hardaway (1968-70)  
Jesse Taylor (1970-73)  
Willis Collins (1973-76)  
Albert Spencer (1976-78)  
Ricky Baskin (1978-80)  
Kevin McGee (1980-84)  
Woody Jones (1985-86)  
Kenzie Scott (1987-88)



Clarence Thompson (1988-90)  
Sebastian Neal (1990-92)  
Fred Smith (1992-94)  
James Kruse (1995-97)  
Terrell Hill (1997-98)  
Leon Irving (1998-00)  
Andrew Meloy (2000-06)  
Shawn King (2006-08)  
Kamarachi Onyirioha (2008-09)  
Darian Harris (2014-17)  
Emir Ahmedic (2017-19)  
Luka Tekavcic (2021-22)  
**Seth Kruse (2023-Pres.)**

**34**

Don Shell (1966-70)



Donald Martinez (1970-72)  
John Patterson (1972-75)  
Antonio Martin (1977-80)  
Mark Gottfried (1982-83)  
Haywoode Workman (1985-86)  
Peter Partain (1986-87)  
Jules Springs (1987-89)  
Howard Logan (1988-91)  
Jerome Abbage (1991-95)  
Kevin Ford (2008-10)  
Denell Henderson (2013-15)  
Chris Miller (2018-19)

**35**

Don Shell (1967-68)

Al Boswell (1972-74)



Arthur Graham (1976-78)  
Gerald Johnson (1978-82)  
Ben Perry (1982-83)  
Eric Smith (1985-86)  
Howard Suggs (1988-90)  
Billy Unwin (1990-91)  
Jim Klaassen (1991-93)  
LeNard Jones (1993-94)  
Corey Young (1994-95)  
Mikey Manghum (2009-13)  
Drew Wilson (2013-15)  
Connor Vanover (2022-23)  
Jailen Bedford (2023-24)



**40**

Tyrone Brandon (1968-70)  
Melvin Morton (1971-73)  
Greg Esquibel (1974-76)  
Roger Hilst (1976-77)



Troy Hill (1980-82)  
Sam Potter (1983-85)  
Anthony Davis (1987-88)  
Howard Suggs (1988-90)  
Chris McKinney (1992-93)  
Kyle Stewart (1998-99)  
Larry French (1999-00)  
Ralph Charles (2000-04)

**41**

Don Amez (1967-68)  
David Riley (1983-84)  
Michael Obaseki (1984-85)



Maurice Smith (1985-87)

**42**

(jersey retired in 2012-13)  
Arnold Coles (1966-71)



Lionel Worrell (1975-78)  
Mark Acres (1981-85)  
Michael Obaseki (1985-86)

Marc Tierney (1992-93)  
Blake Moses (1995-99)  
Kyle Stewart (1999-00)  
Lyndric Washington (2000-01)  
Sylvester Spicer (2006-07)  
Javier Nasarre (2009-11)

**43**

Rodney Davis (1986-88)  
Vincent Knowles (1989-90)  
Kyle Stewart (2000-02)

**44**

Mike Ross (1968-1970)  
Larry Baker (1970-73)  
Alvin Scott (1973-77)  
Mark Henslee (1977-78)




Calvin Garrett (1978-80)  
Dwight Givens (1980-85)  
Clinton Hinton (1986-87)  
Kerry O'Neill (1988-90)  
Michael Mading (1991-92)  
LeNard Jones (1992-93)  
Theo Hanna (1994-96)  
Derrick Taylor (1996-97)  
Kyan Brown (1998-01)  
Reggie Borges (2001-03)  
Marchello Vealy (2005-08)  
Hunter McClintock (2010-11)  
Albert Owens (2014-18)



**45**

Dana Lewis (1967-68)  
David Vaughn (1972-73)  
John Miller (1978-79)  
Clark Meese (1980-81)  
Lester Gill (1981-82)  
Akin Akin-Otiko (1983-87)  
Rufus Freeman (1988-90)  
Adam Spanich (1995-96)  
Dave Sumrall (1996-97)  
Mickey Michalec (2004-06)  
Dominique Morrison (2008-12)



Ismael Plet (2020-2022)

**50**


Dennis Hippe (1969-71)  
Eddie Calbert (1973-76)  
Mark Henslee (1977-78)  
Tom Prusator (1980-82)  
Steve Phyre (1985-86)



Glenn Cowan (1987-88)  
Cornal Henderson (1991-92)  
Michael Mading (1992-93)  
Tye Fields (1993-95)  
Rodney Bond (1998-99)  
Charlie Ludwig (2000-02)

**51**

Harold Johnson (1975-76)



John Hollinden (1976-78)

Chad Rumpfelt (1996-97)

Kyle Stewart (1997-98)




Paul Brandt (1998-99)

Matt Gastel (2002-05)

**52**

Murvell McMurry (1969-70)

Sam McCamey (1970-72)



Greg McDougald (1972-74)

Scott Davis (1991-92)

Fabio Ramos (1992-93)

Yemi Ogunoye (2003-05)

Chris Miller (2016-18)

**53**

Bill Herring (1971-74)

Carleton Hurdle (1975-79)

**54**

Nathan Harris (1969-70)

Jay Henderson (1995-99)

Paul Brandt (1999-00)

Michael Craion (2009-12)

**55**

Richard Lucas (1971-74)



## SCORING LEADERS

### SENIORS

| RANK | AVG. | PLAYER          | YEAR    |
|------|------|-----------------|---------|
| 1    | 34.3 | Greg Sutton     | 1990-91 |
| 2    | 34.0 | Anthony Roberts | 1976-77 |
| 3    | 23.6 | Ray Thompson    | 1992-93 |
| 4    | 23.5 | Richard Fuqua   | 1972-73 |
| 5    | 23.1 | Obi Emegano     | 2015-16 |
| 6    | 22.4 | Sebastian Neal  | 1991-92 |
| 7    | 22.2 | Calvin Garrett  | 1979-80 |
| 8    | 21.9 | Haywood Hill    | 1970-71 |
| —    | 21.9 | Max Abmas       | 2022-23 |
| 10   | 21.2 | Bill Hull       | 1968-69 |

### JUNIORS

| RANK | AVG. | PLAYER             | YEAR    |
|------|------|--------------------|---------|
| 1    | 35.9 | Richard Fuqua      | 1971-72 |
| 2    | 30.6 | Greg Sutton        | 1989-90 |
| 3    | 25.5 | Ray Thompson       | 1991-92 |
| 4    | 24.2 | Anthony Roberts    | 1975-76 |
| 5    | 24.0 | Sam McCants        | 1973-74 |
| 6    | 22.8 | Max Abmas          | 2021-22 |
| 7    | 21.0 | Calvin Garrett     | 1978-79 |
| 8    | 20.8 | Mark Acres         | 1983-84 |
| —    | 20.8 | Caleb Green        | 2005-06 |
| 10   | 19.5 | Dominique Morrison | 2010-11 |

### SOPHOMORES

| RANK | AVG. | PLAYER          | YEAR    |
|------|------|-----------------|---------|
| 1    | 31.8 | Richard Fuqua   | 1970-71 |
| 2    | 24.5 | Max Abmas       | 2020-21 |
| 3    | 22.4 | Anthony Roberts | 1974-75 |
| 4    | 21.9 | Greg Sutton     | 1988-89 |
| 5    | 19.4 | Caleb Green     | 2004-05 |
| 6    | 19.2 | David Vaughn    | 1972-73 |
| 7    | 18.8 | Mark Acres      | 1982-83 |
| 8    | 17.5 | Tim Gill        | 1995-96 |
| 9    | 17.1 | Arnold Dugger   | 1974-75 |
| —    | 17.1 | Ken Tutt        | 2004-05 |

### FRESHMEN

| RANK | AVG. | PLAYER        | YEAR    |
|------|------|---------------|---------|
| 1    | 20.7 | Ken Tutt      | 2003-04 |
| 2    | 18.1 | Richard Fuqua | 1969-70 |
| 3    | 17.1 | Caleb Green   | 2003-04 |
| 4    | 16.3 | Tim Gill      | 1994-95 |
| 5    | 16.0 | Dana Lewis    | 1967-68 |
| 6    | 14.9 | Kevin Obanor  | 2018-19 |
| 7    | 14.6 | Mark Acres    | 1981-82 |
| 8    | 14.5 | Max Abmas     | 2019-20 |
| 9    | 13.1 | Jeff Acres    | 1980-81 |
| 10   | 12.8 | Warren Niles  | 2009-10 |



Eddie Woods (1970-74) is one of two players to average 14+ rebounds per game (14.5 rpg)

## REBOUNDING LEADERS

### SENIORS

| RANK | AVG. | PLAYER            | YEAR    |
|------|------|-------------------|---------|
| 1    | 12.1 | Eddie Woods       | 1973-74 |
| 2    | 11.9 | Antonio Martin    | 1979-80 |
| 3    | 10.5 | Haywood Hill      | 1970-71 |
| 4    | 10.2 | Howard Suggs      | 1989-90 |
| —    | 10.2 | Rocky Walls       | 1997-98 |
| 6    | 9.9  | Emmanuel Nzekwesi | 2019-20 |
| 7    | 9.8  | Harold Johnson    | 1975-76 |
| —    | 9.8  | Greg McDougald    | 1973-74 |
| 9    | 9.7  | Mark Acres        | 1984-85 |
| 10   | 9.6  | Carl Hardaway     | 1969-70 |

### JUNIORS


| RANK | AVG. | PLAYER            | YEAR    |
|------|------|-------------------|---------|
| 1    | 12.5 | Sebastian Neal    | 1990-91 |
| 2    | 11.2 | Eddie Woods       | 1972-73 |
| 3    | 10.8 | Harold Johnson    | 1974-75 |
| 4    | 10.5 | Mark Acres        | 1983-84 |
| 5    | 10.0 | Anthony Roberts   | 1975-76 |
| 6    | 9.8  | Ray Thompson      | 1991-92 |
| 7    | 9.6  | Carl Hardaway     | 1968-69 |
| —    | 9.6  | Kevin Obanor      | 2020-21 |
| 9    | 9.5  | Antonio Martin    | 1978-79 |
| 10   | 9.1  | Howard Suggs      | 1988-89 |
| —    | 9.1  | Ingram Montgomery | 1971-72 |
| —    | 9.1  | Haywood Hill      | 1969-70 |

### SOPHOMORES

| RANK | AVG. | PLAYER            | YEAR    |
|------|------|-------------------|---------|
| 1    | 14.5 | Eddie Woods       | 1971-72 |
| 2    | 14.3 | David Vaughn      | 1972-73 |
| 3    | 10.8 | Ingram Montgomery | 1969-70 |
| —    | 10.8 | Arnold Coles      | 1966-67 |
| 5    | 10.2 | Antonio Martin    | 1977-78 |
| 6    | 9.6  | Mark Acres        | 1982-83 |
| 7    | 9.3  | Caleb Green       | 2004-05 |
| 8    | 9.0  | Javan White       | 2017-18 |
| 9    | 7.8  | Damen Bell-Holter | 2010-11 |
| 10   | 7.6  | Rocky Walls       | 1995-96 |

### FRESHMEN

| RANK | AVG. | PLAYER            | YEAR    |
|------|------|-------------------|---------|
| 1    | 13.0 | Eddie Woods       | 1970-71 |
| 2    | 10.2 | Dana Lewis        | 1967-68 |
| 3    | 9.9  | Caleb Green       | 2003-04 |
| 4    | 8.1  | Mark Acres        | 1981-82 |
| 5    | 8.0  | Jeff Acres        | 1980-81 |
| 6    | 7.5  | Marvin Washington | 1987-88 |
| 7    | 7.4  | Kevin Obanor      | 2018-19 |
| —    | 7.4  | Rocky Walls       | 1994-95 |
| 9    | 6.6  | Chuck Dahms       | 1976-77 |
| 10   | 6.4  | Emmanuel Nzekwesi | 2016-17 |
| —    | 6.4  | Steven Roundtree  | 2010-11 |



Richard Fuqua (1969-73) ranks in the top five in scoring all four seasons

**1966-67**

**SCORING**

| G             | YR. | POS. | PTS. | AVG.     |
|---------------|-----|------|------|----------|
| Mel Reed      | 26  | Jr.  | F    | 418 16.1 |
| Bobby Hodge   | 26  | Jr.  | G    | 418 16.1 |
| Carl Hardaway | 26  | Fr.  | F    | 314 12.1 |

**REBOUNDING**

| G            | YR. | POS. | REB. | AVG.     |
|--------------|-----|------|------|----------|
| Arnold Coles | 24  | Fr.  | F    | 259 10.8 |
| Mel Reed     | 26  | Jr.  | F    | 220 8.5  |

**1967-68**

**SCORING**

| G               | YR. | POS. | PTS. | AVG.     |
|-----------------|-----|------|------|----------|
| Dana Lewis      | 24  | Fr.  | C    | 383 16.0 |
| Bobby Hodge     | 24  | Jr.  | G    | 367 15.3 |
| Richie Williams | 24  | Jr.  | G    | 308 12.8 |

**REBOUNDING**

| G          | YR. | POS. | REB. | AVG.     |
|------------|-----|------|------|----------|
| Dana Lewis | 24  | Fr.  | C    | 245 10.2 |
| Mel Reed   | 24  | Sr.  | F    | 162 6.8  |

**1968-69**

**SCORING**

| G               | YR. | POS. | PTS. | AVG.     |
|-----------------|-----|------|------|----------|
| Bill Hull       | 24  | Sr.  | F    | 508 21.2 |
| Carl Hardaway   | 24  | Jr.  | F    | 362 15.1 |
| Richie Williams | 24  | Sr.  | G    | 347 14.5 |

**REBOUNDING**

| G             | YR. | POS. | REB. | AVG.    |
|---------------|-----|------|------|---------|
| Carl Hardaway | 24  | Jr.  | F    | 231 9.6 |
| Skip Brandon  | 22  | Jr.  | F    | 173 7.9 |

**1969-70**

**SCORING**

| G             | YR. | POS. | PTS. | AVG.     |
|---------------|-----|------|------|----------|
| Richard Fuqua | 31  | Fr.  | G    | 561 18.1 |
| Haywood Hill  | 30  | Jr.  | F    | 501 16.7 |
| Carl Hardaway | 31  | Sr.  | F    | 448 14.5 |

**REBOUNDING**

| G                 | YR. | POS. | REB. | AVG.     |
|-------------------|-----|------|------|----------|
| Ingram Montgomery | 30  | So.  | F    | 325 10.8 |
| Carl Hardaway     | 31  | Sr.  | F    | 298 9.6  |


**1970-71**

**SCORING**

| G             | YR. | POS. | PTS. | AVG.     |
|---------------|-----|------|------|----------|
| Richard Fuqua | 26  | So.  | G    | 826 31.8 |
| Haywood Hill  | 26  | Sr.  | F    | 570 21.9 |
| Sam McCamey   | 26  | Jr.  | F    | 332 12.8 |

**REBOUNDING**

| G            | YR. | POS. | REB. | AVG.     |
|--------------|-----|------|------|----------|
| Eddie Woods  | 26  | Fr.  | C    | 339 13.0 |
| Haywood Hill | 26  | Sr.  | F    | 272 10.5 |



**1971-72**

**SCORING**

| G                 | YR. | POS. | PTS. | AVG.      |
|-------------------|-----|------|------|-----------|
| Richard Fuqua     | 28  | Jr.  | G    | 1006 35.9 |
| Sam McCamey       | 28  | Sr.  | F    | 407 14.5  |
| Ingram Montgomery | 28  | Jr.  | F    | 396 14.1  |

**REBOUNDING**

| G                 | YR. | POS. | PTS. | AVG.     |
|-------------------|-----|------|------|----------|
| Eddie Woods       | 28  | So.  | C    | 407 14.5 |
| Ingram Montgomery | 28  | Jr.  | F    | 255 9.1  |

**1972-73**

**SCORING**

| G              | YR. | POS. | PTS. | AVG.     |
|----------------|-----|------|------|----------|
| Richard Fuqua  | 26  | Sr.  | G    | 611 23.5 |
| David Vaughn   | 27  | So.  | C    | 519 19.2 |
| Greg McDougald | 27  | Jr.  | F    | 347 12.9 |

**REBOUNDING**

| G            | YR. | POS. | REB. | AVG.     |
|--------------|-----|------|------|----------|
| David Vaughn | 27  | So.  | C    | 385 14.3 |
| Eddie Woods  | 26  | Jr.  | F    | 292 11.2 |



**1973-74**

**SCORING**

| G              | YR. | POS. | PTS. | AVG.     |
|----------------|-----|------|------|----------|
| Sam McCants    | 29  | Jr.  | G    | 697 24.0 |
| Al Boswell     | 29  | Jr.  | G    | 534 18.4 |
| Greg McDougald | 29  | Sr.  | F    | 444 15.3 |

**REBOUNDING**

| G              | YR. | POS. | REB. | AVG.     |
|----------------|-----|------|------|----------|
| Eddie Woods    | 27  | Sr.  | F    | 327 12.1 |
| Greg McDougald | 29  | Sr.  | F    | 284 9.8  |

**1974-75**

**SCORING**

| G               | YR. | POS. | PTS. | AVG.     |
|-----------------|-----|------|------|----------|
| Anthony Roberts | 28  | So.  | F    | 626 22.4 |
| Arnold Dugger   | 28  | So.  | G    | 478 17.1 |
| Duane Fox       | 25  | Sr.  | F    | 249 10.0 |

**REBOUNDING**

| G              | YR. | POS. | REB. | AVG.     |
|----------------|-----|------|------|----------|
| Harold Johnson | 28  | Jr.  | F    | 301 10.8 |
| Willis Collins | 28  | Jr.  | C    | 213 7.6  |


**1975-76**

**SCORING**

| G               | YR. | POS. | PTS. | AVG.     |
|-----------------|-----|------|------|----------|
| Anthony Roberts | 26  | Jr.  | F    | 630 24.2 |
| Arnold Dugger   | 26  | Jr.  | G    | 433 16.7 |
| Harold Johnson  | 26  | Sr.  | F    | 307 11.8 |

**REBOUNDING**

| G               | YR. | POS. | REB. | AVG.     |
|-----------------|-----|------|------|----------|
| Anthony Roberts | 26  | Jr.  | F    | 261 10.0 |
| Harold Johnson  | 26  | Sr.  | F    | 254 9.8  |



**1976-77**

**SCORING**

| G               | YR. | POS. | PTS. | AVG.     |
|-----------------|-----|------|------|----------|
| Anthony Roberts | 28  | Sr.  | F    | 951 34.0 |
| Arnold Dugger   | 28  | Sr.  | G    | 318 11.4 |
| Chuck Dahms     | 27  | Fr.  | C    | 288 10.7 |

**REBOUNDING**

| G               | YR. | POS. | REB. | AVG.    |
|-----------------|-----|------|------|---------|
| Alvin Scott     | 28  | Sr.  | F    | 267 9.5 |
| Anthony Roberts | 28  | Sr.  | F    | 257 9.2 |

**1977-78**

**SCORING**

| G              | YR. | POS. | PTS. | AVG.     |
|----------------|-----|------|------|----------|
| Lamont Reid    | 26  | Jr.  | G    | 426 16.4 |
| Antonio Martin | 26  | So.  | F    | 331 12.7 |
| Chuck Dahms    | 20  | So.  | C    | 147 7.4  |

**REBOUNDING**

| G              | YR. | POS. | REB. | AVG.     |
|----------------|-----|------|------|----------|
| Antonio Martin | 26  | So.  | F    | 266 10.2 |
| Elvis Rolle    | 27  | So.  | F    | 172 6.4  |

**1978-79**

**SCORING**

| G              | YR. | POS. | PTS. | AVG.     |
|----------------|-----|------|------|----------|
| Calvin Garrett | 27  | Jr.  | F    | 567 21.0 |
| Bill Phillips  | 26  | So.  | F    | 332 12.8 |
| Robert Griffin | 27  | Jr.  | G    | 316 11.7 |

**REBOUNDING**

| G              | YR. | POS. | REB. | AVG.    |
|----------------|-----|------|------|---------|
| Antonio Martin | 27  | Jr.  | F    | 257 9.5 |
| Calvin Garrett | 27  | Jr.  | F    | 240 8.9 |

**1979-80**

**SCORING**

| G              | YR. | POS. | PTS. | AVG.     |
|----------------|-----|------|------|----------|
| Calvin Garrett | 28  | Sr.  | F    | 623 22.2 |
| Robert Griffin | 28  | Sr.  | G    | 454 16.2 |
| Antonio Martin | 28  | Sr.  | F    | 424 15.1 |

**REBOUNDING**

| G              | YR. | POS. | REB. | AVG.     |
|----------------|-----|------|------|----------|
| Antonio Martin | 28  | Sr.  | F    | 334 11.9 |
| Calvin Garrett | 28  | Sr.  | F    | 217 7.8  |

**1980-81**

**SCORING**

| G               | YR. | POS. | PTS. | AVG.     |
|-----------------|-----|------|------|----------|
| Steve Bontrager | 27  | Sr.  | G    | 441 16.3 |
| Jeff Acres      | 27  | Fr.  | F    | 353 13.1 |
| Gary Johnson    | 26  | Jr.  | G    | 323 12.4 |

**REBOUNDING**

| G              | YR. | POS. | REB. | AVG.    |
|----------------|-----|------|------|---------|
| Jeff Acres     | 27  | Fr.  | F    | 217 8.0 |
| Reggie Clement | 24  | So.  | F    | 116 4.8 |

**1981-82**

**SCORING**

| G            | YR. | POS. | PTS. | AVG.     |
|--------------|-----|------|------|----------|
| Mark Acres   | 22  | Fr.  | F    | 322 14.6 |
| Gary Johnson | 29  | Sr.  | G    | 412 14.2 |
| Lester Gill  | 28  | So.  | F    | 342 12.2 |

**REBOUNDING**

| G              | YR. | POS. | REB. | AVG.    |
|----------------|-----|------|------|---------|
| Mark Acres     | 22  | Fr.  | F    | 178 8.1 |
| Chris Cantrell | 30  | Jr.  | F    | 183 6.1 |

**1982-83**

**SCORING**

| G              | YR. | POS. | PTS. | AVG.     |
|----------------|-----|------|------|----------|
| Mark Acres     | 28  | So.  | F    | 526 18.8 |
| Reggie Clement | 26  | Sr.  | F    | 337 13.0 |
| Mark Gottfried | 27  | Fr.  | G    | 217 8.0  |

**REBOUNDING**

| G              | YR. | POS. | REB. | AVG.    |
|----------------|-----|------|------|---------|
| Mark Acres     | 28  | So.  | F    | 269 9.6 |
| Reggie Clement | 26  | Sr.  | F    | 147 5.7 |

**1983-84**

**SCORING**

| G          | YR. | POS. | PTS. | AVG.     |
|------------|-----|------|------|----------|
| Mark Acres | 31  | Jr.  | F    | 646 20.8 |
| Sam Potter | 31  | Jr.  | F    | 560 18.1 |
| Jeff Acres | 31  | Jr.  | F    | 465 15.0 |

**REBOUNDING**

| G          | YR. | POS. | REB. | AVG.     |
|------------|-----|------|------|----------|
| Mark Acres | 31  | Jr.  | F    | 324 10.5 |
| Jeff Acres | 31  | Jr.  | F    | 232 7.5  |



**1984-85**


| <b>SCORING</b>    |     |      |      |      |                |
|-------------------|-----|------|------|------|----------------|
| G                 | YR. | POS. | PTS. | AVG. |                |
| 29                | Sr. | F    | 544  | 18.8 | Mark Acres     |
| 30                | Sr. | F    | 431  | 14.4 | Sam Potter     |
| 30                | Sr. | G    | 420  | 14.0 | Charles Dorsey |
| <b>REBOUNDING</b> |     |      |      |      |                |
| G                 | YR. | POS. | REB. | AVG. |                |
| 29                | Sr. | F    | 280  | 9.7  | Mark Acres     |
| 30                | Sr. | F    | 189  | 6.3  | Jeff Acres     |

**1985-86**


| <b>SCORING</b>    |     |      |      |      |                 |
|-------------------|-----|------|------|------|-----------------|
| G                 | YR. | POS. | PTS. | AVG. |                 |
| 28                | Jr. | F    | 395  | 14.1 | Akin Akin-Otiko |
| 28                | So. | G    | 338  | 12.1 | Woody Jones     |
| 27                | Jr. | F    | 325  | 12.0 | Maurice Smith   |
| <b>REBOUNDING</b> |     |      |      |      |                 |
| G                 | YR. | POS. | REB. | AVG. |                 |
| 27                | Jr. | F    | 210  | 7.8  | Maurice Smith   |
| 28                | Jr. | F    | 172  | 6.1  | Akin Akin-Otiko |

**1986-87**

| <b>SCORING</b>    |     |      |      |      |                 |
|-------------------|-----|------|------|------|-----------------|
| G                 | YR. | POS. | PTS. | AVG. |                 |
| 28                | Sr. | F    | 421  | 15.0 | Akin Akin-Otiko |
| 28                | So. | G    | 387  | 13.8 | H. Workman      |
| 22                | Jr. | G    | 242  | 11.0 | Willie Irons    |
| <b>REBOUNDING</b> |     |      |      |      |                 |
| G                 | YR. | POS. | REB. | AVG. |                 |
| 28                | Sr. | F    | 202  | 7.2  | Akin Akin-Otiko |
| 26                | So. | F    | 176  | 6.8  | Clinton Hinton  |

**1987-88**

| <b>SCORING</b>    |     |      |      |      |               |
|-------------------|-----|------|------|------|---------------|
| G                 | YR. | POS. | PTS. | AVG. |               |
| 29                | Jr. | G    | 562  | 19.4 | H. Workman    |
| 29                | Jr. | G    | 376  | 13.0 | Kim Kelly     |
| 28                | Sr. | G    | 334  | 11.9 | Willie Irons  |
| <b>REBOUNDING</b> |     |      |      |      |               |
| G                 | YR. | POS. | REB. | AVG. |               |
| 27                | Fr. | C    | 203  | 7.5  | M. Washington |
| 29                | Jr. | G    | 174  | 6.0  | H. Workman    |

**1988-89**

| <b>SCORING</b>    |     |      |      |      |              |
|-------------------|-----|------|------|------|--------------|
| G                 | YR. | POS. | PTS. | AVG. |              |
| 28                | So. | G    | 614  | 21.9 | Greg Sutton  |
| 28                | Sr. | G    | 557  | 19.9 | H. Workman   |
| 28                | Jr. | F    | 384  | 13.7 | C. Thompson  |
| <b>REBOUNDING</b> |     |      |      |      |              |
| G                 | YR. | POS. | REB. | AVG. |              |
| 28                | Jr. | F    | 254  | 9.1  | Howard Suggs |
| 28                | Sr. | G    | 161  | 5.8  | H. Workman   |

**1989-90**

| <b>SCORING</b>    |     |      |      |      |                   |
|-------------------|-----|------|------|------|-------------------|
| G                 | YR. | POS. | PTS. | AVG. |                   |
| 41                | Jr. | G    | 1256 | 30.6 | Greg Sutton       |
| 26                | Sr. | C    | 483  | 18.6 | Vincent Knowles   |
| 42                | Sr. | F    | 749  | 17.8 | Clarence Thompson |
| <b>REBOUNDING</b> |     |      |      |      |                   |
| G                 | YR. | POS. | REB. | AVG. |                   |
| 42                | Sr. | F    | 427  | 10.2 | Howard Suggs      |
| 26                | Sr. | C    | 219  | 8.4  | Vincent Knowles   |

**1990-91**

| <b>SCORING</b>    |     |      |      |      |                |
|-------------------|-----|------|------|------|----------------|
| G                 | YR. | POS. | PTS. | AVG. |                |
| 35                | Sr. | G    | 1200 | 34.3 | Greg Sutton    |
| 35                | Sr. | F    | 684  | 19.5 | Anthony Jones  |
| 24                | Jr. | F    | 449  | 18.7 | Sebastian Neal |
| <b>REBOUNDING</b> |     |      |      |      |                |
| G                 | YR. | POS. | REB. | AVG. |                |
| 24                | Jr. | F    | 301  | 12.5 | Sebastian Neal |
| 35                | Jr. | F    | 267  | 7.6  | Ulysses Foston |

**1991-92**


| <b>SCORING</b>    |     |      |      |      |                |
|-------------------|-----|------|------|------|----------------|
| G                 | YR. | POS. | PTS. | AVG. |                |
| 27                | Jr. | F    | 688  | 25.5 | Ray Thompson   |
| 26                | Sr. | F    | 582  | 22.4 | Sebastian Neal |
| 28                | Sr. | G    | 222  | 7.9  | Scott Coleman  |
| <b>REBOUNDING</b> |     |      |      |      |                |
| G                 | YR. | POS. | REB. | AVG. |                |
| 27                | Jr. | F    | 264  | 9.8  | Ray Thompson   |
| 26                | Sr. | F    | 224  | 8.6  | Sebastian Neal |

**1992-93**

| <b>SCORING</b>    |     |      |      |      |               |
|-------------------|-----|------|------|------|---------------|
| G                 | YR. | POS. | PTS. | AVG. |               |
| 27                | Sr. | F    | 638  | 23.6 | Ray Thompson  |
| 24                | Jr. | G    | 324  | 13.5 | Kenny Bohanon |
| 27                | Fr. | F    | 306  | 11.3 | LeNard Jones  |
| <b>REBOUNDING</b> |     |      |      |      |               |
| G                 | YR. | POS. | REB. | AVG. |               |
| 27                | Sr. | F    | 252  | 9.3  | Ray Thompson  |
| 27                | Fr. | F    | 165  | 6.1  | LeNard Jones  |

**1993-94**

| <b>SCORING</b>    |     |      |      |      |                |
|-------------------|-----|------|------|------|----------------|
| G                 | YR. | POS. | PTS. | AVG. |                |
| 27                | Sr. | F    | 395  | 14.6 | Fred Smith     |
| 23                | Sr. | G    | 307  | 13.3 | Chris McKinney |
| 27                | Sr. | G    | 356  | 13.2 | Kenny Bohanon  |
| <b>REBOUNDING</b> |     |      |      |      |                |
| G                 | YR. | POS. | REB. | AVG. |                |
| 27                | Sr. | F    | 245  | 9.1  | Fred Smith     |
| 19                | So. | F    | 92   | 4.8  | LeNard Jones   |

**1994-95**


| <b>SCORING</b>    |     |      |      |      |                   |
|-------------------|-----|------|------|------|-------------------|
| G                 | YR. | POS. | PTS. | AVG. |                   |
| 26                | Fr. | G    | 424  | 16.3 | Tim Gill          |
| 27                | So. | F    | 285  | 10.6 | Clifford Crenshaw |
| 27                | Fr. | F    | 213  | 7.9  | Rocky Walls       |
| <b>REBOUNDING</b> |     |      |      |      |                   |
| G                 | YR. | POS. | REB. | AVG. |                   |
| 27                | Fr. | F    | 199  | 7.4  | Rocky Walls       |
| 27                | So. | F    | 120  | 4.4  | Clifford Crenshaw |

**1995-96**

| <b>SCORING</b>    |     |      |      |      |                   |
|-------------------|-----|------|------|------|-------------------|
| G                 | YR. | POS. | PTS. | AVG. |                   |
| 27                | So. | G    | 473  | 17.5 | Tim Gill          |
| 27                | Jr. | F    | 331  | 12.3 | Clifford Crenshaw |
| 24                | So. | F    | 272  | 10.1 | Rocky Walls       |
| <b>REBOUNDING</b> |     |      |      |      |                   |
| G                 | YR. | POS. | REB. | AVG. |                   |
| 27                | So. | F    | 204  | 7.6  | Rocky Walls       |
| 23                | Jr. | F    | 107  | 4.7  | Kevin Scruggs     |

**1996-97**

| <b>SCORING</b>    |     |      |      |      |                   |
|-------------------|-----|------|------|------|-------------------|
| G                 | YR. | POS. | PTS. | AVG. |                   |
| 28                | Jr. | G    | 502  | 17.9 | Tim Gill          |
| 28                | Sr. | F    | 332  | 11.9 | Clifford Crenshaw |
| 28                | Jr. | F    | 281  | 10.0 | Rocky Walls       |
| <b>REBOUNDING</b> |     |      |      |      |                   |
| G                 | YR. | POS. | REB. | AVG. |                   |
| 28                | Jr. | F    | 218  | 7.8  | Rocky Walls       |
| 28                | So. | C    | 131  | 4.7  | Blake Moses       |

**1997-98**

| <b>SCORING</b>    |     |      |      |      |                |
|-------------------|-----|------|------|------|----------------|
| G                 | YR. | POS. | PTS. | AVG. |                |
| 31                | Sr. | G    | 560  | 18.1 | Tim Gill       |
| 31                | Sr. | F    | 422  | 13.6 | Rocky Walls    |
| 29                | So. | F    | 394  | 13.6 | Derrick Taylor |
| <b>REBOUNDING</b> |     |      |      |      |                |
| G                 | YR. | POS. | REB. | AVG. |                |
| 31                | Sr. | F    | 325  | 10.5 | Rocky Walls    |
| 29                | So. | F    | 166  | 5.7  | Derrick Taylor |

**1998-99**

| <b>SCORING</b>    |     |      |      |      |                |
|-------------------|-----|------|------|------|----------------|
| G                 | YR. | POS. | PTS. | AVG. |                |
| 28                | Sr. | G    | 459  | 16.4 | Chad Wilkerson |
| 20                | Jr. | F    | 279  | 14.0 | Derrick Taylor |
| 28                | Jr. | G    | 314  | 11.2 | Eric Perry     |
| <b>REBOUNDING</b> |     |      |      |      |                |
| G                 | YR. | POS. | REB. | AVG. |                |
| 20                | Jr. | F    | 127  | 6.4  | Derrick Taylor |
| 25                | Sr. | C    | 135  | 5.4  | Blake Moses    |

**1999-00**

| <b>SCORING</b>    |     |      |      |      |                |
|-------------------|-----|------|------|------|----------------|
| G                 | YR. | POS. | PTS. | AVG. |                |
| 27                | Sr. | G    | 378  | 14.0 | Eric Perry     |
| 24                | Sr. | F    | 367  | 14.0 | Derrick Taylor |
| 30                | Fr. | G    | 397  | 13.2 | Nathan Binam   |
| <b>REBOUNDING</b> |     |      |      |      |                |
| G                 | YR. | POS. | REB. | AVG. |                |
| 24                | Sr. | F    | 175  | 7.3  | Derrick Taylor |
| 27                | Sr. | G    | 118  | 4.4  | Eric Perry     |

**2000-01**

| <b>SCORING</b>    |     |      |      |      |                 |
|-------------------|-----|------|------|------|-----------------|
| G                 | YR. | POS. | PTS. | AVG. |                 |
| 28                | Jr. | G    | 448  | 16.0 | Markius Barnes  |
| 29                | So. | G    | 335  | 11.6 | Josh Atkinson   |
| 29                | Fr. | G    | 242  | 8.3  | Luke S. Gardner |
| <b>REBOUNDING</b> |     |      |      |      |                 |
| G                 | YR. | POS. | REB. | AVG. |                 |
| 29                | Sr. | F    | 183  | 6.3  | Kyan Brown      |
| 28                | Jr. | G    | 106  | 3.8  | Markius Barnes  |

**2001-02**

| <b>SCORING</b>    |     |      |      |      |                |
|-------------------|-----|------|------|------|----------------|
| G                 | YR. | POS. | PTS. | AVG. |                |
| 30                | Jr. | F    | 432  | 14.4 | Reggie Borges  |
| 31                | Sr. | G    | 416  | 13.4 | Markius Barnes |
| 31                | Jr. | G    | 405  | 13.1 | Tyrone Tiggs   |
| <b>REBOUNDING</b> |     |      |      |      |                |
| G                 | YR. | POS. | REB. | AVG. |                |
| 30                | Jr. | F    | 197  | 6.6  | Reggie Borges  |
| 31                | Jr. | G    | 173  | 5.6  | Tyrone Tiggs   |

**2002-03**

| <b>SCORING</b>    |     |      |      |      |                |
|-------------------|-----|------|------|------|----------------|
| G                 | YR. | POS. | PTS. | AVG. |                |
| 28                | Sr. | F    | 504  | 18.0 | Reggie Borges  |
| 28                | Sr. | G    | 382  | 13.6 | Tyrone Tiggs   |
| 28                | Jr. | G    | 335  | 12.0 | Luke S-Gardner |
| <b>REBOUNDING</b> |     |      |      |      |                |
| G                 | YR. | POS. | REB. | AVG. |                |
| 28                | Sr. | F    | 205  | 7.3  | Kendrick Moore |
| 28                | Sr. | F    | 190  | 6.8  | Reggie Borges  |



**2003-04**

| SCORING       | G  | YR. | POS. | PTS. | AVG. |
|---------------|----|-----|------|------|------|
| Ken Tutt      | 28 | Fr. | G    | 579  | 20.7 |
| Caleb Green   | 28 | Fr. | F    | 480  | 17.1 |
| Josh Atkinson | 28 | Sr. | G    | 313  | 11.2 |
| REBOUNDING    | G  | YR. | POS. | REB. | AVG. |
| Caleb Green   | 28 | Fr. | F    | 278  | 9.9  |
| Ralph Charles | 19 | Sr. | F    | 89   | 4.7  |

**2004-05**


| SCORING     | G  | YR. | POS. | PTS. | AVG. |
|-------------|----|-----|------|------|------|
| Caleb Green | 33 | So. | F    | 639  | 19.4 |
| Ken Tutt    | 33 | So. | G    | 563  | 17.1 |
| Larry Owens | 33 | Jr. | F    | 305  | 9.2  |
| REBOUNDING  | G  | YR. | POS. | REB. | AVG. |
| Caleb Green | 33 | So. | F    | 306  | 9.3  |
| Larry Owens | 33 | Jr. | F    | 247  | 7.5  |

**2005-06**

| SCORING     | G  | YR. | POS. | PTS. | AVG. |
|-------------|----|-----|------|------|------|
| Caleb Green | 33 | Jr. | F    | 686  | 20.8 |
| Ken Tutt    | 23 | Jr. | G    | 326  | 14.2 |
| Larry Owens | 33 | Sr. | F    | 412  | 12.5 |
| REBOUNDING  | G  | YR. | POS. | REB. | AVG. |
| Caleb Green | 33 | Jr. | F    | 290  | 8.8  |
| Larry Owens | 33 | Sr. | F    | 261  | 7.9  |

**2006-07**

| SCORING         | G  | YR. | POS. | PTS. | AVG. |
|-----------------|----|-----|------|------|------|
| Caleb Green     | 34 | Sr. | F    | 698  | 20.5 |
| Ken Tutt        | 34 | Sr. | G    | 551  | 16.2 |
| Marchello Vealy | 32 | So. | F    | 245  | 7.7  |
| REBOUNDING      | G  | YR. | POS. | REB. | AVG. |
| Caleb Green     | 34 | Sr. | F    | 315  | 9.3  |
| Marchello Vealy | 32 | So. | F    | 190  | 5.9  |



**2007-08**

| SCORING       | G  | YR. | POS. | PTS. | AVG. |
|---------------|----|-----|------|------|------|
| Robert Jarvis | 30 | Jr. | G    | 483  | 16.1 |
| Moses Ehambe  | 33 | Sr. | G/F  | 387  | 11.7 |
| Shawn King    | 33 | Sr. | C    | 320  | 9.7  |
| REBOUNDING    | G  | YR. | POS. | REB. | AVG. |
| Shawn King    | 33 | Sr. | C    | 213  | 6.5  |
| Marcus Lewis  | 33 | Jr. | F    | 181  | 5.5  |

**2008-09**

| SCORING            | G  | YR. | POS. | PTS. | AVG. |
|--------------------|----|-----|------|------|------|
| Robert Jarvis      | 31 | Sr. | G    | 533  | 17.2 |
| Marcus Lewis       | 31 | Sr. | F    | 413  | 13.3 |
| Dominique Morrison | 31 | Fr. | F    | 297  | 9.6  |
| REBOUNDING         | G  | YR. | POS. | REB. | AVG. |
| Kevin Ford         | 23 | Jr. | F    | 171  | 7.4  |
| Marcus Lewis       | 31 | Sr. | F    | 222  | 7.2  |

**2009-10**

| SCORING            | G  | YR. | POS. | PTS. | AVG. |
|--------------------|----|-----|------|------|------|
| Dominique Morrison | 33 | So. | F    | 506  | 15.3 |
| Michael Craion     | 33 | Jr. | F    | 438  | 13.3 |
| Warren Niles       | 32 | Fr. | G    | 409  | 12.8 |
| REBOUNDING         | G  | YR. | POS. | REB. | AVG. |
| Kevin Ford         | 33 | Sr. | F    | 247  | 7.5  |
| Michael Craion     | 33 | Jr. | F    | 242  | 7.3  |



**2010-11**

| SCORING            | G  | YR. | POS. | PTS. | AVG. |
|--------------------|----|-----|------|------|------|
| Dominique Morrison | 33 | Jr. | F    | 603  | 19.5 |
| Warren Niles       | 35 | So. | G    | 502  | 14.3 |
| Damen Bell-Holter  | 35 | So. | F    | 464  | 13.3 |
| REBOUNDING         | G  | YR. | POS. | REB. | AVG. |
| Damen Bell-Holter  | 35 | So. | F    | 274  | 7.8  |
| Steven Roundtree   | 35 | Fr. | F    | 223  | 6.4  |

**2011-12**

| SCORING            | G  | YR. | POS. | PTS. | AVG. |
|--------------------|----|-----|------|------|------|
| Dominique Morrison | 34 | Sr. | F    | 674  | 19.8 |
| Warren Niles       | 34 | Jr. | G    | 411  | 12.1 |
| Michael Craion     | 34 | Sr. | F    | 372  | 10.9 |
| REBOUNDING         | G  | YR. | POS. | REB. | AVG. |
| Michael Craion     | 34 | Sr. | F    | 214  | 6.3  |
| Damen Bell-Holter  | 34 | Jr. | F    | 169  | 5.8  |

**2012-13**

| SCORING           | G  | YR. | POS. | PTS. | AVG. |
|-------------------|----|-----|------|------|------|
| Warren Niles      | 35 | Sr. | G    | 662  | 18.9 |
| Damen Bell-Holter | 35 | Sr. | F/C  | 544  | 15.5 |
| Shawn Glover      | 33 | Jr. | G/F  | 475  | 14.4 |
| REBOUNDING        | G  | YR. | POS. | REB. | AVG. |
| Damen Bell-Holter | 35 | Sr. | F/C  | 328  | 9.4  |
| Steven Roundtree  | 23 | Jr. | F    | 147  | 6.4  |

**2013-14**

| SCORING        | G  | YR. | POS. | PTS. | AVG. |
|----------------|----|-----|------|------|------|
| Shawn Glover   | 33 | Sr. | G/F  | 703  | 21.3 |
| Korey Billbury | 33 | So. | G    | 504  | 15.3 |
| Bobby Word     | 32 | Fr. | G    | 211  | 6.6  |
| REBOUNDING     | G  | YR. | POS. | REB. | AVG. |
| Kory Billbury  | 33 | So. | G    | 229  | 6.9  |
| Shawn Glover   | 33 | Sr. | G/F  | 192  | 5.8  |

**2014-15**

| SCORING          | G  | YR.   | POS. | PTS. | AVG. |
|------------------|----|-------|------|------|------|
| Obi Emegano      | 34 | R-Jr. | G    | 622  | 18.3 |
| Korey Billbury   | 28 | R-Jr. | G    | 404  | 14.4 |
| Denell Henderson | 33 | Sr.   | F    | 290  | 8.8  |
| REBOUNDING       | G  | YR.   | POS. | REB. | AVG. |
| Korey Billbury   | 28 | R-Jr. | G    | 206  | 7.4  |
| Denell Henderson | 33 | Sr.   | F    | 166  | 5.0  |

**2015-16**

| SCORING      | G  | YR. | POS. | PTS. | AVG. |
|--------------|----|-----|------|------|------|
| Obi Emegano  | 29 | Sr. | G    | 669  | 23.1 |
| Albert Owens | 31 | So. | F    | 308  | 9.9  |

| Jalen Bradley  | 31 | Jr. | G    | 262  | 8.5  |
|----------------|----|-----|------|------|------|
| REBOUNDING     | G  | YR. | POS. | REB. | AVG. |
| Brandon Conley | 30 | Sr. | F    | 162  | 5.4  |
| Obi Emegano    | 29 | Sr. | G    | 149  | 5.1  |

**2016-17**

| SCORING           | G  | YR. | POS. | PTS. | AVG. |
|-------------------|----|-----|------|------|------|
| Albert Owens      | 30 | Jr. | F    | 522  | 17.4 |
| Jalen Bradley     | 30 | Sr. | G    | 423  | 14.1 |
| Kris Martin       | 28 | So. | G    | 369  | 13.2 |
| REBOUNDING        | G  | YR. | POS. | REB. | AVG. |
| Emmanuel Nzekwesi | 30 | Fr. | F    | 193  | 6.4  |
| Aaron Anderson    | 25 | Sr. | G    | 146  | 5.8  |

**2017-18**

| SCORING           | G  | YR. | POS. | PTS. | AVG. |
|-------------------|----|-----|------|------|------|
| Emmanuel Nzekwesi | 32 | So. | F    | 406  | 12.7 |
| Albert Owens      | 31 | Sr. | C    | 358  | 11.5 |
| Austin Ruder      | 22 | Sr. | G    | 239  | 10.9 |
| REBOUNDING        | G  | YR. | POS. | REB. | AVG. |
| Javan White       | 32 | So. | F    | 287  | 9.0  |
| Emmanuel Nzekwesi | 32 | So. | F    | 229  | 7.2  |

**2018-19**

| SCORING           | G  | YR. | POS. | PTS. | AVG. |
|-------------------|----|-----|------|------|------|
| Kevin Obanor      | 27 | Fr. | F    | 402  | 14.9 |
| Emmanuel Nzekwesi | 26 | Jr. | F    | 385  | 14.8 |
| Sam Kearns        | 26 | Sr. | G    | 268  | 10.3 |
| REBOUNDING        | G  | YR. | POS. | REB. | AVG. |
| Emmanuel Nzekwesi | 26 | Jr. | F    | 220  | 8.5  |
| Kevin Obanor      | 27 | Fr. | F    | 201  | 7.4  |

**2019-20**

| SCORING           | G  | YR. | POS. | PTS. | AVG. |
|-------------------|----|-----|------|------|------|
| Emmanuel Nzekwesi | 25 | Sr. | F    | 408  | 16.3 |
| Deondre Burns     | 31 | Sr. | G    | 473  | 15.3 |
| Max Abmas         | 31 | Fr. | G    | 448  | 14.5 |
| REBOUNDING        | G  | YR. | POS. | REB. | AVG. |
| Emmanuel Nzekwesi | 25 | Sr. | F    | 247  | 9.9  |
| Kevin Obanor      | 31 | So. | F    | 213  | 6.9  |

**2020-21**

| SCORING         | G  | YR. | POS. | PTS. | AVG. |
|-----------------|----|-----|------|------|------|
| Max Abmas       | 28 | So. | G    | 686  | 24.5 |
| Kevin Obanor    | 28 | Jr. | F    | 524  | 18.7 |
| Kareem Thompson | 29 | So. | G    | 251  | 8.7  |
| REBOUNDING      | G  | YR. | POS. | REB. | AVG. |
| Kevin Obanor    | 28 | Jr. | F    | 270  | 9.6  |
| Francis Lăcis   | 29 | Jr. | F    | 107  | 3.7  |

**2021-22**

| SCORING       | G  | YR.   | POS. | PTS. | AVG. |
|---------------|----|-------|------|------|------|
| Max Abmas     | 30 | Jr.   | G    | 685  | 22.8 |
| Issac McBride | 30 | So.   | G    | 370  | 12.3 |
| Trey Phipps   | 31 | So.   | G    | 261  | 8.4  |
| REBOUNDING    | G  | YR.   | POS. | REB. | AVG. |
| Elijah Lufile | 28 | R-Sr. | F/C  | 197  | 7.0  |
| Francis Lăcis | 30 | Sr.   | F    | 188  | 6.3  |

**2022-23**

| SCORING         | G  | YR. | POS. | PTS. | AVG. |
|-----------------|----|-----|------|------|------|
| Max Abmas       | 34 | Sr. | G    | 743  | 21.9 |
| Connor Vanover  | 34 | Sr. | F    | 431  | 12.7 |
| Issac McBride   | 35 | Jr. | G    | 414  | 11.8 |
| REBOUNDING      | G  | YR. | POS. | REB. | AVG. |
| Connor Vanover  | 34 | Sr. | F    | 245  | 7.2  |
| Kareem Thompson | 35 | Sr. | G    | 201  | 5.7  |

**2023-24**

| SCORING         | G  | YR.   | POS. | PTS. | AVG. |
|-----------------|----|-------|------|------|------|
| Issac McBride   | 31 | Sr.   | G    | 613  | 19.8 |
| Jailen Bedford  | 31 | Jr.   | G    | 453  | 14.6 |
| Kareem Thompson | 31 | Grad. | G    | 384  | 12.4 |
| REBOUNDING      | G  | YR.   | POS. | REB. | AVG. |
| Kareem Thompson | 31 | Grad. | G    | 213  | 6.9  |
| Jailen Bedford  | 31 | Jr.   | G    | 199  | 6.4  |




**2023-24: 12-19 OVERALL RECORD; 5-11 SUMMIT LEAGUE RECORD (8TH); (NCAA DIVISION I)**

|      | FG-FGA   | PCT  | 3FG-3FA | PCT  | FT-FTA  | PCT  | OR-DR-REB-AVG.    | PF-FO | A-TO    | BLK-STL | PTS-AVG.  |
|------|----------|------|---------|------|---------|------|-------------------|-------|---------|---------|-----------|
| ORU  | 812-1844 | .440 | 285-790 | .361 | 366-493 | .742 | 232-787-1019-32.9 | 534-% | 341-298 | 106-174 | 2275-73.4 |
| OPP. | 831-1882 | .442 | 258-722 | .357 | 414-566 | .731 | 344-845-1189-38.4 | 428-% | 403-332 | 78-153  | 2334-75.3 |

**2022-23: 30-5 OVERALL RECORD; 18-0 SUMMIT LEAGUE RECORD (1ST); (NCAA DIVISION I)**

|      | FG-FGA    | PCT  | 3FG-3FA  | PCT  | FT-FTA  | PCT  | OR-DR-REB-AVG.    | PF-FO | A-TO    | BLK-STL | PTS-AVG.  |
|------|-----------|------|----------|------|---------|------|-------------------|-------|---------|---------|-----------|
| ORU  | 1058-2231 | .474 | 375-1027 | .365 | 424-548 | .774 | 313-974-1287-36.8 | 453-% | 514-329 | 186-238 | 2915-83.3 |
| OPP. | 918-2206  | .416 | 301-868  | .347 | 321-448 | .717 | 368-919-1287-36.8 | 526-% | 418-446 | 95-182  | 2458-70.2 |

**2021-22: 19-12 OVERALL RECORD; 12-6 SUMMIT LEAGUE RECORD (3RD); (NCAA DIVISION I)**

|      | FG-FGA   | PCT  | 3FG-3FA | PCT  | FT-FTA  | PCT  | OR-DR-REB-AVG.    | PF-FO | A-TO    | BLK-STL | PTS-AVG.  |
|------|----------|------|---------|------|---------|------|-------------------|-------|---------|---------|-----------|
| ORU  | 937-2053 | .456 | 360-949 | .379 | 348-477 | .730 | 342-907-1249-40.3 | 476-4 | 364-308 | 130-170 | 2582-83.3 |
| OPP. | 867-1984 | .437 | 234-705 | .332 | 338-481 | .703 | 285-829-1114-35.9 | 479-5 | 341-325 | 104-170 | 2306-74.4 |

**2020-21: 18-11 OVERALL RECORD; 10-5 SUMMIT LEAGUE RECORD (4TH); (NCAA DIVISION I)**

|      | FG-FGA   | PCT  | 3FG-3FA | PCT  | FT-FTA  | PCT  | OR-DR-REB-AVG.    | PF-FO  | A-TO    | BLK-STL | PTS-AVG.  |
|------|----------|------|---------|------|---------|------|-------------------|--------|---------|---------|-----------|
| ORU  | 811-1805 | .449 | 323-850 | .380 | 407-496 | .821 | 240-766-1006-34.7 | 502-12 | 370-330 | 111-191 | 2352-81.1 |
| OPP. | 797-1839 | .433 | 198-585 | .338 | 400-573 | .698 | 355-790-1145-39.5 | 490-7  | 354-393 | 86-163  | 2192-75.6 |

**2019-20: 17-14 OVERALL RECORD; 9-7 SUMMIT LEAGUE RECORD (T-4TH); (NCAA DIVISION I)**

|      | FG-FGA   | PCT  | 3FG-3FA | PCT  | FT-FTA  | PCT  | OR-DR-REB-AVG.    | PF-FO  | A-TO    | BLK-STL | PTS-AVG.  |
|------|----------|------|---------|------|---------|------|-------------------|--------|---------|---------|-----------|
| ORU  | 898-2004 | .448 | 253-758 | .334 | 436-582 | .749 | 364-813-1177-38.0 | 521-12 | 408-321 | 79-197  | 2485-80.2 |
| OPP. | 811-1849 | .439 | 241-719 | .335 | 402-558 | .720 | 294-798-1092-35.2 | 528-3  | 404-417 | 105-139 | 2265-73.1 |

**2018-19: 11-21 OVERALL RECORD; 7-9 SUMMIT LEAGUE RECORD (T-5TH); (NCAA DIVISION I)**

|      | FG-FGA   | PCT  | 3FG-3FA | PCT  | FT-FTA  | PCT  | OR-DR-REB-AVG.    | PF-FO  | A-TO    | BLK-STL | PTS-AVG.  |
|------|----------|------|---------|------|---------|------|-------------------|--------|---------|---------|-----------|
| ORU  | 854-1874 | .456 | 266-734 | .362 | 340-492 | .691 | 338-808-1146-35.8 | 575-12 | 434-445 | 106-252 | 2314-72.3 |
| OPP. | 868-1886 | .460 | 285-749 | .381 | 462-617 | .749 | 290-764-1054-32.9 | 476    | 491-328 | 90-218  | 2483-77.6 |

**2017-18: 11-21 OVERALL RECORD; 5-9 SUMMIT LEAGUE RECORD (T-5TH); (NCAA DIVISION I)**

|      | FG-FGA   | PCT  | 3FG-3FA | PCT  | FT-FTA  | PCT  | OR-DR-REB-AVG.    | PF-FO  | A-TO    | BLK-STL | PTS-AVG.  |
|------|----------|------|---------|------|---------|------|-------------------|--------|---------|---------|-----------|
| ORU  | 879-2011 | .437 | 220-642 | .343 | 354-517 | .685 | 445-782-1227-38.3 | 566-10 | 453-411 | 112-174 | 2332-72.9 |
| OPP. | 902-1940 | .465 | 261-731 | .357 | 419-586 | .715 | 343-779-1122-35.1 | 527    | 531-350 | 116-200 | 2484-77.6 |

**2016-17: 8-22 OVERALL RECORD; 4-12 SUMMIT LEAGUE RECORD (9TH); (NCAA DIVISION I)**

|      | FG-FGA   | PCT  | 3FG-3FA | PCT  | FT-FTA  | PCT  | OR-DR-REB-AVG.    | PF-FO  | A-TO    | BLK-STL | PTS-AVG.  |
|------|----------|------|---------|------|---------|------|-------------------|--------|---------|---------|-----------|
| ORU  | 810-1820 | .445 | 216-588 | .367 | 416-548 | .759 | 278-756-1034-34.5 | 535-15 | 432-360 | 88-162  | 2252-75.1 |
| OPP. | 857-1832 | .468 | 277-698 | .397 | 407-577 | .705 | 308-801-1109-37.0 | 525    | 475-358 | 94-204  | 2398-79.9 |

**2015-16: 14-17 OVERALL RECORD; 6-10 SUMMIT LEAGUE RECORD (3RD); (NCAA DIVISION I)**

|      | FG-FGA   | PCT  | 3FG-3FA | PCT  | FT-FTA  | PCT  | OR-DR-REB-AVG.    | PF-FO  | A-TO    | BLK-STL | PTS-AVG.  |
|------|----------|------|---------|------|---------|------|-------------------|--------|---------|---------|-----------|
| ORU  | 832-1821 | .457 | 194-514 | .377 | 498-665 | .749 | 299-802-1101-35.5 | 564-20 | 383-373 | 133-162 | 2356-76.0 |
| OPP. | 861-1909 | .451 | 227-619 | .367 | 435-595 | .731 | 324-768-1092-35.2 | 595    | 386-352 | 82-184  | 2384-76.9 |

**2014-15: 19-15 OVERALL RECORD; 10-6 SUMMIT LEAGUE RECORD (3RD); (NCAA DIVISION I)**

|      | FG-FGA   | PCT  | 3FG-3FA | PCT  | FT-FTA  | PCT  | OR-DR-REB-AVG.    | PF-FO  | A-TO    | BLK-STL | PTS-AVG.  |
|------|----------|------|---------|------|---------|------|-------------------|--------|---------|---------|-----------|
| ORU  | 798-1859 | .429 | 205-575 | .357 | 576-801 | .719 | 363-794-1157-34.0 | 632-25 | 376-396 | 131-197 | 2377-69.9 |
| OPP. | 829-1859 | .446 | 208-570 | .365 | 477-675 | .707 | 345-828-1173-34.5 | 705    | 383-444 | 114-198 | 2343-68.9 |

**2013-14: 17-16 OVERALL RECORD; 10-8 SOUTHLAND CONFERENCE RECORD (T-5TH); (NCAA DIVISION I)**

|      | FG-FGA   | PCT  | 3FG-3FA | PCT  | FT-FTA  | PCT  | OR-DR-REB-AVG.    | PF-FO  | A-TO    | BLK-STL | PTS-AVG.  |
|------|----------|------|---------|------|---------|------|-------------------|--------|---------|---------|-----------|
| ORU  | 831-1806 | .460 | 157-447 | .351 | 538-747 | .720 | 364-804-1168-35.4 | 644-20 | 398-376 | 147-172 | 2357-71.4 |
| OPP. | 783-1809 | .433 | 186-514 | .362 | 535-768 | .697 | 349-725-1074-32.5 | 633    | 374-356 | 104-189 | 2287-69.3 |

**2012-13: 20-15 OVERALL RECORD; 13-5 SOUTHLAND CONFERENCE RECORD (3RD); (NCAA DIVISION I)**

|      | FG-FGA   | PCT  | 3FG-3FA | PCT  | FT-FTA  | PCT  | OR-DR-REB-AVG.    | PF-FO  | A-TO    | BLK-STL | PTS-AVG.  |
|------|----------|------|---------|------|---------|------|-------------------|--------|---------|---------|-----------|
| ORU  | 890-1931 | .461 | 165-467 | .353 | 539-730 | .738 | 413-843-1256-35.9 | 578-13 | 442-483 | 133-218 | 2484-71.0 |
| OPP. | 885-2018 | .439 | 204-504 | .352 | 367-553 | .664 | 388-723-1111-31.7 | 642    | 478-449 | 131-245 | 2341-66.9 |

**2011-12: 27-7 OVERALL RECORD; 17-1 SUMMIT LEAGUE RECORD (1ST); (NCAA DIVISION I)**

|      | FG-FGA   | PCT  | 3FG-3FA | PCT  | FT-FTA  | PCT  | OR-DR-REB-AVG.    | PF-FO  | A-TO    | BLK-STL | PTS-AVG.  |
|------|----------|------|---------|------|---------|------|-------------------|--------|---------|---------|-----------|
| ORU  | 864-1786 | .484 | 182-507 | .359 | 557-747 | .746 | 363-724-1087-32.0 | 572-15 | 459-436 | 90-222  | 2467-72.6 |
| OPP. | 821-1752 | .469 | 189-517 | .366 | 407-568 | .717 | 291-672-963-28.3  | 661    | 424-463 | 84-224  | 2238-65.8 |

**2010-11: 19-16 OVERALL RECORD; 13-5 SUMMIT LEAGUE RECORD (2ND); (NCAA DIVISION I)**

|      | FG-FGA   | PCT  | 3FG-3FA | PCT  | FT-FTA  | PCT  | OR-DR-REB-AVG.    | PF-FO  | A-TO    | BLK-STL | PTS-AVG.  |
|------|----------|------|---------|------|---------|------|-------------------|--------|---------|---------|-----------|
| ORU  | 925-1950 | .474 | 193-528 | .366 | 572-798 | .717 | 419-783-1202-34.3 | 712-27 | 446-452 | 100-195 | 2615-74.7 |
| OPP. | 874-1899 | .460 | 199-560 | .355 | 597-810 | .737 | 366-732-1098-31.4 | 698    | 412-453 | 120-203 | 2544-72.7 |

**2009-10: 20-13 OVERALL RECORD; 13-5 SUMMIT LEAGUE RECORD (3RD); (NCAA DIVISION I)**

|      | FG-FGA   | PCT  | 3FG-3FA | PCT  | FT-FTA  | PCT  | OR-DR-REB-AVG.    | PF-FO  | A-TO    | BLK-STL | PTS-AVG.  |
|------|----------|------|---------|------|---------|------|-------------------|--------|---------|---------|-----------|
| ORU  | 826-1864 | .443 | 153-484 | .316 | 508-745 | .682 | 406-866-1272-38.5 | 595-11 | 396-450 | 149-205 | 2313-70.1 |
| OPP. | 801-1901 | .421 | 194-538 | .361 | 386-587 | .658 | 346-756-1102-33.4 | 644    | 401-418 | 112-209 | 2182-66.1 |

**2008-09: 16-15 OVERALL RECORD; 14-4 SUMMIT LEAGUE RECORD (2ND); (NCAA DIVISION I)**

|      | FG-FGA   | PCT  | 3FG-3FA | PCT  | FT-FTA  | PCT  | OR-DR-REB-AVG.    | PF-FO  | A-TO    | BLK-STL | PTS-AVG.  |
|------|----------|------|---------|------|---------|------|-------------------|--------|---------|---------|-----------|
| ORU  | 776-1752 | .443 | 167-536 | .312 | 475-712 | .667 | 388-733-1121-36.2 | 599-12 | 397-439 | 94-220  | 2194-70.8 |
| OPP. | 736-1723 | .427 | 154-444 | .347 | 432-609 | .709 | 330-707-1037-33.5 | 607    | 354-451 | 98-201  | 2058-66.4 |

**2007-08: 24-9 OVERALL RECORD; 16-2 SUMMIT LEAGUE RECORD (1ST); (NCAA DIVISION I)**

|      | FG-FGA   | PCT  | 3FG-3FA | PCT  | FT-FTA  | PCT  | OR-DR-REB-AVG.    | PF-FO  | A-TO    | BLK-STL | PTS-AVG.  |
|------|----------|------|---------|------|---------|------|-------------------|--------|---------|---------|-----------|
| ORU  | 785-1783 | .440 | 223-604 | .369 | 489-730 | .670 | 371-810-1181-35.8 | 553-11 | 445-431 | 132-206 | 2282-69.2 |
| OPP. | 735-1838 | .400 | 169-502 | .337 | 408-544 | .750 | 369-750-1119-33.9 | 639    | 336-457 | 82-191  | 2047-62.0 |

**2006-07: 23-11 OVERALL RECORD; 12-2 MID-CON RECORD (1ST); (NCAA DIVISION I)**

|      | FG-FGA   | PCT  | 3FG-3FA | PCT  | FT-FTA  | PCT  | OR-DR-REB-AVG.    | PF-FO  | A-TO    | BLK-STL | PTS-AVG.  |
|------|----------|------|---------|------|---------|------|-------------------|--------|---------|---------|-----------|
| ORU  | 824-1767 | .466 | 204-565 | .361 | 588-827 | .711 | 372-832-1204-35.4 | 601-22 | 459-513 | 154-212 | 2440-71.8 |
| OPP. | 795-1903 | .418 | 181-561 | .323 | 435-618 | .704 | 369-686-1055-31.0 | 699    | 353-475 | 77-193  | 2206-64.9 |

**2005-06: 21-12 OVERALL RECORD; 13-3 MID-CON RECORD (1ST); (NCAA DIVISION I)**

|      | FG-FGA   | PCT  | 3FG-3FA | PCT  | FT-FTA  | PCT  | OR-DR-REB-AVG.    | PF-FO  | A-TO    | BLK-STL | PTS-AVG.  |
|------|----------|------|---------|------|---------|------|-------------------|--------|---------|---------|-----------|
| ORU  | 866-1883 | .460 | 218-560 | .389 | 522-736 | .709 | 435-780-1215-36.8 | 583-15 | 528-472 | 140-220 | 2472-74.9 |
| OPP. | 819-1867 | .439 | 182-518 | .351 | 428-621 | .689 | 359-700-1059-32.1 | 647    | 371-474 | 72-233  | 2248-68.1 |

**2004-05: 25-8 OVERALL RECORD; 13-3 MID-CON RECORD (1ST); (NCAA DIVISION I)**

|      | FG-FGA   | PCT  | 3FG-3FA | PCT  | FT-FTA  | PCT  | OR-DR-REB-AVG.    | PF-FO  | A-TO    | BLK-STL | PTS-AVG.  |
|------|----------|------|---------|------|---------|------|-------------------|--------|---------|---------|-----------|
| ORU  | 904-1890 | .478 | 205-522 | .393 | 539-743 | .725 | 387-832-1219-36.9 | 600-14 | 574-466 | 103-249 | 2552-77.3 |
| OPP. | 812-1934 | .420 | 179-538 | .333 | 428-633 | .676 | 384-692-1076-32.6 | 664    | 366-478 | 112-224 | 2231-67.6 |

**2003-04: 17-11 OVERALL RECORD; 10-6 MID-CON (T-2ND); (NCAA DIVISION I)**

|      | FG-FGA   | PCT  | 3FG-3FA | PCT  | FT-FTA  | PCT  | OR-DR-REB-AVG.   | PF-FO  | A-TO    | BLK-STL | PTS-AVG.  |
|------|----------|------|---------|------|---------|------|------------------|--------|---------|---------|-----------|
| ORU  | 776-1630 | .476 | 221-568 | .389 | 492-647 | .760 | 297-680-977-34.9 | 536-19 | 479-414 | 56-183  | 2265-80.9 |
| OPP. | 766-1648 | .465 | 186-483 | .385 | 415-595 | .697 | 293-638-931-33.2 | 590    | 370-406 | 82-198  | 2133-76.2 |

**2002-03: 18-10 OVERALL RECORD; 9-5 MID-CON (4TH); (NCAA DIVISION I)**

|      | FG-FGA   | PCT  | 3FG-3FA | PCT  | FT-FTA  | PCT  | OR-DR-REB-AVG.    | PF-FO  | A-TO    | BLK-STL | PTS-AVG.  |
|------|----------|------|---------|------|---------|------|-------------------|--------|---------|---------|-----------|
| ORU  | 712-1593 | .447 | 215-574 | .375 | 530-706 | .751 | 388-720-1058-37.8 | 553-12 | 435-400 | 131-150 | 2169-77.5 |
| OPP. | 696-1666 | .418 | 151-482 | .313 | 422-614 | .687 | 351-636-987-35.2  | 609    | 343-371 | 77-226  | 1965-70.2 |

**2001-02: 17-14 OVERALL RECORD; 10-4 MID-CON (T-2ND); (NCAA DIVISION I)**

|  | FG-FGA | PCT | 3FG-3FA | PCT | FT-FTA | PCT |
|--|--------|-----|---------|-----|--------|-----|
|--|--------|-----|---------|-----|--------|-----|

**2000-01: 10-19 OVERALL RECORD; 5-11 MID-CON (7TH); (NCAA DIVISION I)**

|             | FG-FGA   | .PCT | 3FG-3FA | .PCT | FT-FTA  | .PCT | OR-DR-REB-AVG.   | PF-FO  | A-TO    | BLK-STL | PTS-AVG.  |
|-------------|----------|------|---------|------|---------|------|------------------|--------|---------|---------|-----------|
| <b>ORU</b>  | 726-1551 | .468 | 188-473 | .397 | 431-597 | .722 | 270-651-921-318  | 616-21 | 400-470 | 59-152  | 2071-714  |
| <b>OPP.</b> | 767-1632 | .470 | 180-469 | .384 | 507-708 | .716 | 340-658-998-34.4 | 556    | 348-388 | 74-248  | 2221-76.6 |

**1999-00: 13-17 OVERALL RECORD; 8-8 MID-CON (NCAA DIVISION I)**

|             | FG-FGA   | .PCT | 3FG-3FA | .PCT | FT-FTA  | .PCT | OR-DR-REB-AVG.    | PF-FO  | A-TO    | BLK-STL | PTS-AVG.  |
|-------------|----------|------|---------|------|---------|------|-------------------|--------|---------|---------|-----------|
| <b>ORU</b>  | 758-1728 | .439 | 239-651 | .367 | 414-621 | .667 | 299-712-1011-33.7 | 554-13 | 467-452 | 54-199  | 2169-72.3 |
| <b>OPP.</b> | 823-1793 | .459 | 157-476 | .330 | 390-571 | .683 | 357-780-1137-37.9 | 578    | 417-482 | 81-198  | 2193-73.1 |

**1998-99: 17-11 OVERALL RECORD; 10-4 MID-CON (NCAA DIVISION I)**

|             | FG-FGA   | .PCT | 3FG-3FA | .PCT | FT-FTA  | .PCT | OR-DR-REB-AVG.    | PF-FO | A-TO    | BLK-STL | PTS-AVG.  |
|-------------|----------|------|---------|------|---------|------|-------------------|-------|---------|---------|-----------|
| <b>ORU</b>  | 782-1625 | .481 | 200-526 | .380 | 402-588 | .684 | 333-660-993-35.5  | 531-7 | 457-435 | 68-220  | 2166-77.4 |
| <b>OPP.</b> | 733-1639 | .447 | 157-435 | .361 | 426-627 | .679 | 365-655-1020-36.4 | 519   | 390-435 | 86-229  | 2049-73.2 |

**1997-98: 19-12 OVERALL RECORD; 12-4 MID-CON (NCAA DIVISION I)**

|             | FG-FGA   | .PCT | 3FG-3FA | .PCT | FT-FTA  | .PCT | OR-DR-REB-AVG.    | PF-FO | A-TO    | BLK-STL | PTS-AVG.  |
|-------------|----------|------|---------|------|---------|------|-------------------|-------|---------|---------|-----------|
| <b>ORU</b>  | 890-1848 | .482 | 268-667 | .402 | 437-671 | .651 | 394-787-1181-38.1 | 517-7 | 559-547 | 97-265  | 2485-80.2 |
| <b>OPP.</b> | 824-1940 | .425 | 175-548 | .319 | 411-574 | .716 | 401-680-1081-34.9 | 582   | 409-507 | 76-272  | 2234-72.1 |

**1996-97: 21-7 OVERALL RECORD (NCAA DIV. I INDEPENDENT) \*NIT**

|             | FG-FGA   | .PCT | 3FG-3FA | .PCT | FT-FTA  | .PCT | OR-DR-REB-AVG.    | PF-FO  | A-TO    | BLK-STL | PTS-AVG.  |
|-------------|----------|------|---------|------|---------|------|-------------------|--------|---------|---------|-----------|
| <b>ORU</b>  | 775-1596 | .486 | 172-441 | .390 | 384-622 | .617 | 348-691-1039-37.1 | 550-14 | 469-475 | 116-262 | 2106-75.2 |
| <b>OPP.</b> | 613-1572 | .390 | 150-450 | .333 | 434-639 | .679 | 368-603-971-34.7  | 533    | 292-488 | 70-232  | 1810-64.6 |

**1995-96: 18-9 OVERALL RECORD (NCAA DIV. I INDEPENDENT)**

|             | FG-FGA   | .PCT | 3FG-3FA | .PCT | FT-FTA  | .PCT | OR-DR-REB-AVG.   | PF-FO | A-TO    | BLK-STL | PTS-AVG.  |
|-------------|----------|------|---------|------|---------|------|------------------|-------|---------|---------|-----------|
| <b>ORU</b>  | 757-1542 | .491 | 173-447 | .387 | 357-567 | .630 | 329-658-987-36.6 | 530-9 | 472-474 | 87-256  | 2044-75.7 |
| <b>OPP.</b> | 633-1525 | .415 | 158-495 | .319 | 420-609 | .690 | 333-578-911-33.7 | 511   | 308-467 | 51-227  | 1844-68.3 |

**1994-95: 10-17 OVERALL RECORD (NCAA DIV. I INDEPENDENT)**

|             | FG-FGA   | .PCT | 3FG-3FA | .PCT | FT-FTA  | .PCT | OR-DR-REB-AVG.    | PF-FO  | A-TO    | BLK-STL | PTS-AVG.  |
|-------------|----------|------|---------|------|---------|------|-------------------|--------|---------|---------|-----------|
| <b>ORU</b>  | 680-1574 | .432 | 205-538 | .381 | 390-575 | .678 | 354-673-1027-38.0 | 547-21 | 456-498 | 86-232  | 1955-72.4 |
| <b>OPP.</b> | 706-1618 | .436 | 190-530 | .358 | 414-649 | .638 | 374-649-1023-37.9 | 517    | 469-454 | 82-240  | 2106-74.7 |

**1993-94: 6-21 OVERALL RECORD (NCAA DIV. I INDEPENDENT)**

|             | FG-FGA   | .PCT | 3FG-3FA | .PCT | FT-FTA  | .PCT | OR-DR-REB-AVG.    | PF-FO  | A-TO    | BLK-STL | PTS-AVG.  |
|-------------|----------|------|---------|------|---------|------|-------------------|--------|---------|---------|-----------|
| <b>ORU</b>  | 708-1684 | .420 | 158-477 | .331 | 362-519 | .697 | 348-628-976-36.1  | 558-18 | 427-468 | 53-219  | 1936-71.7 |
| <b>OPP.</b> | 785-1645 | .477 | 180-489 | .368 | 471-711 | .662 | 351-708-1059-39.2 | 486    | 503-425 | 82-234  | 2221-82.3 |

**1992-93: 5-22 OVERALL RECORD (NCAA DIV. I INDEPENDENT)**

|             | FG-FGA    | .PCT | 3FG-3FA | .PCT | FT-FTA  | .PCT | OR-DR-REB-AVG.    | PF-FO  | A-TO    | BLK-STL | PTS-AVG.   |
|-------------|-----------|------|---------|------|---------|------|-------------------|--------|---------|---------|------------|
| <b>ORU</b>  | 817-1930  | .423 | 171-559 | .306 | 378-533 | .709 | 347-616-1061-39.3 | 547-16 | 388-477 | 87-192  | 2183-80.9  |
| <b>OPP.</b> | 1034-2096 | .493 | 226-562 | .402 | 428-666 | .643 | 486-741-1303-48.3 | 465-7  | 571-420 | 82-242  | 2722-100.8 |

**1991-92: 10-18 OVERALL RECORD (NCAA DIV. I INDEPENDENT)**

|             | FG-FGA    | .PCT | 3FG-3FA | .PCT | FT-FTA  | .PCT | OR-DR-REB-AVG. | PF-FO | A-TO    | BLK-STL | PTS-AVG.  |
|-------------|-----------|------|---------|------|---------|------|----------------|-------|---------|---------|-----------|
| <b>ORU</b>  | 911-1993  | .457 | 175-536 | .326 | 384-598 | .642 | 1110-39.6      | N/A   | 476-489 | 103-250 | 2381-85.0 |
| <b>OPP.</b> | 1005-2062 | .487 | 200-501 | .399 | 379-590 | .642 | 1295-46.3      | N/A   | 541-480 | 94-257  | 2589-92.5 |

**1990-91: 29-6 OVERALL RECORD (NAIA) \*NAIA DISTRICT NINE TOURNAMENT**

|             | FG-FGA    | .PCT | 3FG-3FA | .PCT | FT-FTA  | .PCT | OR-DR-REB-AVG.    | PF-FO  | A-TO    | BLK-STL | PTS-AVG.  |
|-------------|-----------|------|---------|------|---------|------|-------------------|--------|---------|---------|-----------|
| <b>ORU</b>  | 1263-2695 | .469 | 340-918 | .370 | 590-814 | .725 | 475-929-1533-43.8 | 629-11 | 523-441 | 97-346  | 3456-98.7 |
| <b>OPP.</b> | 1164-2590 | .449 | 218-673 | .324 | 485-727 | .667 | 498-939-1568-44.8 | 659-16 | 574-601 | 94-199  | 3031-86.6 |

**1989-90: 36-6 OVERALL RECORD (NAIA) \*NAIA NATIONAL TOURNAMENT**

|             | FG-FGA    | .PCT | 3FG-3FA  | .PCT | FT-FTA   | .PCT | OR-DR-REB-AVG.     | PF-FO  | A-TO    | BLK-STL | PTS-AVG.   |
|-------------|-----------|------|----------|------|----------|------|--------------------|--------|---------|---------|------------|
| <b>ORU</b>  | 1548-3343 | .463 | 440-1205 | .365 | 734-1026 | .715 | 764-1212-2175-51.8 | 796-18 | 659-508 | 150-291 | 4270-101.7 |
| <b>OPP.</b> | 1335-3165 | .422 | 283-826  | .343 | 598-894  | .669 | 597-1000-1787-42.5 | 811-21 | 564-531 | 105-228 | 3551-84.5  |

**1988-89: 8-20 OVERALL RECORD (NCAA DIV. I INDEPENDENT)**

|             | FG-FGA   | .PCT | 3FG-3FA | .PCT | FT-FTA  | .PCT | OR-DR-REB-AVG.    | PF-FO  | A-TO    | BLK-STL | PTS-AVG.  |
|-------------|----------|------|---------|------|---------|------|-------------------|--------|---------|---------|-----------|
| <b>ORU</b>  | 914-2129 | .429 | 216-636 | .340 | 367-565 | .650 | 427-658-1179-42.1 | 609-28 | 348-426 | 70-244  | 2411-86.1 |
| <b>OPP.</b> | 946-1860 | .509 | 147-326 | .451 | 482-704 | .685 | 350-771-1215-43.4 | 504-6  | 523-439 | 106-175 | 2521-90.0 |

**1987-88: 8-21 OVERALL RECORD (NCAA DIV. I INDEPENDENT)**

|             | FG-FGA   | .PCT | 3FG-3FA | .PCT | FT-FTA  | .PCT | OR-DR-REB-AVG. | PF-FO | A-TO    | BLK-STL | PTS-AVG.  |
|-------------|----------|------|---------|------|---------|------|----------------|-------|---------|---------|-----------|
| <b>ORU</b>  | 860-2140 | .402 | 134-436 | .307 | 396-610 | .649 | 1164-40.1      | N/A   | 351-384 | 119-284 | 2250-77.6 |
| <b>OPP.</b> | 944-1932 | .489 | 151-384 | .393 | 514-737 | .697 | 1381-47.6      | N/A   | 418-419 | 99-170  | 2553-88.0 |

**1986-87: 11-17 OVERALL RECORD; 5-7 MIDWESTERN COLLEGIATE CONFERENCE (T-3RD); (NCAA DIV. I)**

|             | FG-FGA   | .PCT | 3FG-3FA | .PCT | FT-FTA  | .PCT | OR-DR-REB-AVG. | PF-FO | A-TO    | BLK-STL | PTS-AVG.  |
|-------------|----------|------|---------|------|---------|------|----------------|-------|---------|---------|-----------|
| <b>ORU</b>  | 706-1592 | .444 | 50-166  | .301 | 411-604 | .681 | 939-33.5       | N/A   | 388-386 | 51-241  | 1873-66.9 |
| <b>OPP.</b> | 744-1546 | .481 | 137-344 | .398 | 337-479 | .704 | 980-35.0       | N/A   | 414-459 | 70-180  | 1962-70.1 |

**1985-86: 10-18 OVERALL RECORD; 5-7 MIDWESTERN COLLEGIATE CONFERENCE (4TH); (NCAA DIV. I)**

|             | FG-FGA   | .PCT | 3FG-3FA | .PCT | FT-FTA  | .PCT | OR-DR-REB-AVG. | PF-FO | A-TO    | BLK-STL | PTS-AVG.  |
|-------------|----------|------|---------|------|---------|------|----------------|-------|---------|---------|-----------|
| <b>ORU</b>  | 756-1513 | .500 | ---     | ---  | 406-610 | .667 | 951-34.0       | N/A   | 424-514 | 79-206  | 1918-68.5 |
| <b>OPP.</b> | 788-1632 | .483 | ---     | ---  | 368-541 | .680 | 883-31.5       | N/A   | 489-440 | 64-238  | 1944-69.4 |

**1984-85: 15-15 OVERALL RECORD; 8-6 MIDWESTERN COLLEGIATE CONFERENCE (3RD); (NCAA DIV. I)**

|             | FG-FGA   | .PCT | 3FG-3FA | .PCT | FT-FTA  | .PCT | OR-DR-REB-AVG. | PF-FO | A-TO    | BLK-STL | PTS-AVG.  |
|-------------|----------|------|---------|------|---------|------|----------------|-------|---------|---------|-----------|
| <b>ORU</b>  | 913-1811 | .504 | ---     | ---  | 422-620 | .681 | 972-32.4       | N/A   | 500-423 | 73-220  | 2248-74.9 |
| <b>OPP.</b> | 940-1865 | .504 | ---     | ---  | 318-440 | .723 | 1029-34.3      | N/A   | 486-478 | 76-205  | 2198-73.3 |

**1983-84: 21-10 OVERALL RECORD; 11-3 MIDWESTERN COLLEGIATE CONFERENCE (1ST); (NCAA DIV. I) \*NCAA TOURNAMENT**

|             | FG-FGA    | .PCT | 3FG-3FA | .PCT | FT-FTA  | .PCT | OR-DR-REB-AVG. | PF-FO | A-TO    | BLK-STL | PTS-AVG.  |
|-------------|-----------|------|---------|------|---------|------|----------------|-------|---------|---------|-----------|
| <b>ORU</b>  | 1056-2073 | .509 | ---     | ---  | 457-638 | .716 | 1123-36.3      | N/A   | 548-468 | 112-230 | 2569-82.9 |
| <b>OPP.</b> | 972-1945  | .499 | ---     | ---  | 473-664 | .712 | 1064-34.3      | N/A   | 461-545 | 88-190  | 2417-78.0 |

**1982-83: 14-14 OVERALL RECORD; 10-4 MIDWESTERN CITY CONFERENCE (T-2ND); (NCAA DIV. I)**

|             | FG-FGA   | .PCT | 3FG-3FA | .PCT | FT-FTA  | .PCT | OR-DR-REB-AVG. | PF-FO  | A-TO    | BLK-STL | PTS-AVG.  |
|-------------|----------|------|---------|------|---------|------|----------------|--------|---------|---------|-----------|
| <b>ORU</b>  | 780-1567 | .498 | ---     | ---  | 392-543 | .722 | 918-32.8       | 501-27 | 406-N/A | 89-202  | 1952-69.7 |
| <b>OPP.</b> | 809-1657 | .483 | ---     | ---  | 352-514 | .685 | 911-32.5       | 543-19 | 412-N/A | N/A-182 | 1971-70.4 |

**1981-82: 18-12 OVERALL RECORD; 8-4 MIDWESTERN CITY CONFERENCE (T-2ND); (NCAA DIV. I) \*NIT**

|             | FG-FGA   | .PCT | 3FG-3FA | .PCT | FT-FTA  | .PCT | OR-DR-REB-AVG. | PF-FO  | A-TO    | BLK-STL | PTS-AVG.  |
|-------------|----------|------|---------|------|---------|------|----------------|--------|---------|---------|-----------|
| <b>ORU</b>  | 885-1786 | .495 | ---     | ---  | 528-746 | .708 | 1102-36.7      | 580-20 | 446-N/A | 71-225  | 2298-76.6 |
| <b>OPP.</b> | 932-1984 | .470 | ---     | ---  | 375-565 | .664 | 1094-36.5      | 679-30 | 321-N/A | N/A-250 | 2239-74.6 |

**1980-81: 11-16 OVERALL RECORD; 6-5 MIDWESTERN CITY CONFERENCE (T-3RD); (NCAA DIV. I)**

|             | FG-FGA   | .PCT | 3FG-3FA | .PCT | FT-FTA  | .PCT | OR-DR-REB-AVG. | PF-FO   | A-TO    | BLK-STL | PTS-AVG.  |
|-------------|----------|------|---------|------|---------|------|----------------|---------|---------|---------|-----------|
| <b>ORU</b>  | 859-1812 | .474 | ---     | ---  | 396-563 | .703 | 1001-37.1      | 535-N/A | N/A-N/A | N/A-N/A | 2114-78.3 |
| <b>OPP.</b> | 905-1863 | .486 | ---     | ---  | 362-537 | .674 | 1115-41.3      | 568-N/A | N/A-N/A | N/A-N/A | 2172-80.4 |

**1979-80: 18-10 OVERALL RECORD; 4-1 MIDWESTERN CITY CONFERENCE (2ND); (NCAA DIV. I)**

|             | FG-FGA    | .PCT | 3FG-3FA | .PCT | FT-FTA  | .PCT | OR-DR-REB-AVG. | PF-FO   | A-TO    | BLK-STL | PTS-AVG.  |
|-------------|-----------|------|---------|------|---------|------|----------------|---------|---------|---------|-----------|
| <b>ORU</b>  | 983-1927  | .525 | ---     | ---  | 481-610 | .789 | 1081-38.6      | 477-N/A | N/A-N/A | N/A-N/A | 2447-87.4 |
| <b>OPP.</b> | 1019-2072 | .491 | ---     | ---  | 332-477 | .696 | 1084-38.7      | 571-N/A | N/A-N/A | N/A-N/A | 2370-84.6 |

**1978-79: 17-10 OVERALL RECORD (NCAA DIV. I INDEPENDENT)**

|             | FG-FGA   | .PCT | 3FG-3FA | .PCT | FT-FTA  | .PCT | OR-DR-REB-AVG. | PF-FO   | A-TO    | BLK-STL | PTS-AVG.  |
|-------------|----------|------|---------|------|---------|------|----------------|---------|---------|---------|-----------|
| <b>ORU</b>  | 934-1983 | .471 | ---     | ---  | 322-477 | .675 | 1149-42.5      | 528-N/A | N/A-N/A | N/A-N/A | 2190-81.1 |
| <b>OPP.</b> | 840-1829 | .459 | ---     | ---  | 396-569 | .695 | 1085-40.1      | 500-N/A | N/A-N/A | N/A-N/A | 2076-76.9 |

**1977-78: 13-14 OVERALL RECORD (NCAA DIV. I INDEPENDENT)**

|             |               |             |                |             |
|-------------|---------------|-------------|----------------|-------------|
| <b>ORU</b>  | <b>FG-FGA</b> | <b>.PCT</b> | <b>3FG-3FA</b> | <b>.PCT</b> |
|             | 799-1742      | .459        | ---            | ---         |
| <b>OPP.</b> | 734-1700      | .431        | ---            | ---         |

|               |             |
|---------------|-------------|
| <b>FT-FTA</b> | <b>.PCT</b> |
| 283-470       | .602        |
| 419-577       | .726        |

|                       |
|-----------------------|
| <b>OR-DR-REB-AVG.</b> |
| 982-36.3              |
| 986-36.5              |

|              |
|--------------|
| <b>PF-FO</b> |
| 534-N/A      |
| 484-N/A      |

|             |
|-------------|
| <b>A-TO</b> |
| N/A-N/A     |
| N/A-N/A     |

|                |
|----------------|
| <b>BLK-STL</b> |
| N/A-N/A        |
| N/A-N/A        |

|                 |
|-----------------|
| <b>PTS-AVG.</b> |
| 1881-69.7       |
| 1887-69.9       |

**1976-77: 21-7 OVERALL RECORD (NCAA DIV. I INDEPENDENT) \*NIT**

|             |               |             |                |             |
|-------------|---------------|-------------|----------------|-------------|
| <b>ORU</b>  | <b>FG-FGA</b> | <b>.PCT</b> | <b>3FG-3FA</b> | <b>.PCT</b> |
|             | 966-1982      | .487        | ---            | ---         |
| <b>OPP.</b> | 796-1922      | .414        | ---            | ---         |

|               |             |
|---------------|-------------|
| <b>FT-FTA</b> | <b>.PCT</b> |
| 358-579       | .652        |
| 366-533       | .687        |

|                       |
|-----------------------|
| <b>OR-DR-REB-AVG.</b> |
| 1242-44.4             |
| 1099-39.3             |

|              |
|--------------|
| <b>PF-FO</b> |
| 526-N/A      |
| 541-N/A      |

|             |
|-------------|
| <b>A-TO</b> |
| N/A-N/A     |
| N/A-N/A     |

|                |
|----------------|
| <b>BLK-STL</b> |
| N/A-N/A        |
| N/A-N/A        |

|                 |
|-----------------|
| <b>PTS-AVG.</b> |
| 2290-81.8       |
| 1958-69.9       |

**1975-76: 20-6 OVERALL RECORD (NCAA DIV. I INDEPENDENT)**

|             |               |             |                |             |
|-------------|---------------|-------------|----------------|-------------|
| <b>ORU</b>  | <b>FG-FGA</b> | <b>.PCT</b> | <b>3FG-3FA</b> | <b>.PCT</b> |
|             | 903-1902      | .475        | ---            | ---         |
| <b>OPP.</b> | 784-1841      | .426        | ---            | ---         |

|               |             |
|---------------|-------------|
| <b>FT-FTA</b> | <b>.PCT</b> |
| 279-408       | .684        |
| 280-391       | .716        |

|                       |
|-----------------------|
| <b>OR-DR-REB-AVG.</b> |
| 1205-46.3             |
| 969-37.3              |

|              |
|--------------|
| <b>PF-FO</b> |
| 452-N/A      |
| 443-N/A      |

|             |
|-------------|
| <b>A-TO</b> |
| N/A-N/A     |
| N/A-N/A     |

|                |
|----------------|
| <b>BLK-STL</b> |
| N/A-N/A        |
| N/A-N/A        |

|                 |
|-----------------|
| <b>PTS-AVG.</b> |
| 2085-80.2       |
| 1848-71.2       |

**1974-75: 20-8 OVERALL RECORD (NCAA DIV. I INDEPENDENT) \*NIT**

|             |               |             |                |             |
|-------------|---------------|-------------|----------------|-------------|
| <b>ORU</b>  | <b>FG-FGA</b> | <b>.PCT</b> | <b>3FG-3FA</b> | <b>.PCT</b> |
|             | 966-2101      | .460        | ---            | ---         |
| <b>OPP.</b> | 926-2069      | .448        | ---            | ---         |

|               |             |
|---------------|-------------|
| <b>FT-FTA</b> | <b>.PCT</b> |
| 403-599       | .673        |
| 351-476       | .737        |

|                       |
|-----------------------|
| <b>OR-DR-REB-AVG.</b> |
| 1323-47.4             |
| 1151-47.1             |

|              |
|--------------|
| <b>PF-FO</b> |
| 518-N/A      |
| 586-N/A      |

|             |
|-------------|
| <b>A-TO</b> |
| N/A-N/A     |
| N/A-N/A     |

|                |
|----------------|
| <b>BLK-STL</b> |
| N/A-N/A        |
| N/A-N/A        |

|                 |
|-----------------|
| <b>PTS-AVG.</b> |
| 2335-83.4       |
| 2203-78.7       |

**1973-74: 23-6 OVERALL RECORD (NCAA DIV. I INDEPENDENT) \*NCAA TOURNAMENT**

|             |               |             |                |             |
|-------------|---------------|-------------|----------------|-------------|
| <b>ORU</b>  | <b>FG-FGA</b> | <b>.PCT</b> | <b>3FG-3FA</b> | <b>.PCT</b> |
|             | 1187-2696     | .440        | ---            | ---         |
| <b>OPP.</b> | 1026-2267     | .453        | ---            | ---         |

|               |             |
|---------------|-------------|
| <b>FT-FTA</b> | <b>.PCT</b> |
| 370-546       | .678        |
| 387-566       | .684        |

|                       |
|-----------------------|
| <b>OR-DR-REB-AVG.</b> |
| 1690-58.3             |
| 1415-48.8             |

|              |
|--------------|
| <b>PF-FO</b> |
| 579-N/A      |
| 556-N/A      |

|             |
|-------------|
| <b>A-TO</b> |
| N/A-N/A     |
| N/A-N/A     |

|                |
|----------------|
| <b>BLK-STL</b> |
| N/A-N/A        |
| N/A-N/A        |

|                 |
|-----------------|
| <b>PTS-AVG.</b> |
| 2744-94.6       |
| 2439-84.1       |

**1972-73: 21-6 OVERALL RECORD (NCAA DIV. I INDEPENDENT) \*NIT**

|             |               |             |                |             |
|-------------|---------------|-------------|----------------|-------------|
| <b>ORU</b>  | <b>FG-FGA</b> | <b>.PCT</b> | <b>3FG-3FA</b> | <b>.PCT</b> |
|             | 1153-2659     | .434        | ---            | ---         |
| <b>OPP.</b> | 909-2143      | .424        | ---            | ---         |

|               |             |
|---------------|-------------|
| <b>FT-FTA</b> | <b>.PCT</b> |
| 320-497       | .644        |
| 474-695       | .682        |

|                       |
|-----------------------|
| <b>OR-DR-REB-AVG.</b> |
| 1779-65.6             |
| 1359-50.3             |

|              |
|--------------|
| <b>PF-FO</b> |
| 614-N/A      |
| 512-N/A      |

|             |
|-------------|
| <b>A-TO</b> |
| N/A-N/A     |
| N/A-N/A     |

|                |
|----------------|
| <b>BLK-STL</b> |
| N/A-N/A        |
| N/A-N/A        |

|                 |
|-----------------|
| <b>PTS-AVG.</b> |
| 2626-97.3       |
| 2292-84.9       |

**1971-72: 26-2 OVERALL RECORD (NCAA DIV. I INDEPENDENT) \*NIT**

|             |               |             |                |             |
|-------------|---------------|-------------|----------------|-------------|
| <b>ORU</b>  | <b>FG-FGA</b> | <b>.PCT</b> | <b>3FG-3FA</b> | <b>.PCT</b> |
|             | 1222-2705     | .452        | ---            | ---         |
| <b>OPP.</b> | 985-2138      | .461        | ---            | ---         |

|               |             |
|---------------|-------------|
| <b>FT-FTA</b> | <b>.PCT</b> |
| 499-729       | .684        |
| 554-845       | .656        |

|                       |
|-----------------------|
| <b>OR-DR-REB-AVG.</b> |
| 1686-60.2             |
| 1471-52.5             |

|              |
|--------------|
| <b>PF-FO</b> |
| 652-N/A      |
| 543-N/A      |

|             |
|-------------|
| <b>A-TO</b> |
| N/A-N/A     |
| N/A-N/A     |

|                |
|----------------|
| <b>BLK-STL</b> |
| N/A-N/A        |
| N/A-N/A        |

|                 |
|-----------------|
| <b>PTS-AVG.</b> |
| 2943-105.1      |
| 2524-90.1       |

**1970-71: 21-5 OVERALL RECORD (NCAA SMALL COLLEGE)**

|             |               |             |                |             |
|-------------|---------------|-------------|----------------|-------------|
| <b>ORU</b>  | <b>FG-FGA</b> | <b>.PCT</b> | <b>3FG-3FA</b> | <b>.PCT</b> |
|             | 1101-2342     | .470        | ---            | ---         |
| <b>OPP.</b> | 873-2047      | .426        | ---            | ---         |

|               |             |
|---------------|-------------|
| <b>FT-FTA</b> | <b>.PCT</b> |
| 504-736       | .685        |
| 434-718       | .604        |

|                       |
|-----------------------|
| <b>OR-DR-REB-AVG.</b> |
| 1591-61.2             |
| 1240-51.5             |

|              |
|--------------|
| <b>PF-FO</b> |
| 545-N/A      |
| 529-N/A      |

|             |
|-------------|
| <b>A-TO</b> |
| N/A-N/A     |
| N/A-N/A     |

|                |
|----------------|
| <b>BLK-STL</b> |
| N/A-N/A        |
| N/A-N/A        |

|                 |
|-----------------|
| <b>PTS-AVG.</b> |
| 2706-104.1      |
| 2180-83.8       |

**1969-70: 27-4 OVERALL RECORD (NCAA SMALL COLLEGE)**

|             |               |             |                |             |
|-------------|---------------|-------------|----------------|-------------|
| <b>ORU</b>  | <b>FG-FGA</b> | <b>.PCT</b> | <b>3FG-3FA</b> | <b>.PCT</b> |
|             | 1165-2577     | .452        | ---            | ---         |
| <b>OPP.</b> | 989-2372      | .417        | ---            | ---         |

|               |             |
|---------------|-------------|
| <b>FT-FTA</b> | <b>.PCT</b> |
| 554-819       | .676        |
| 579-845       | .685        |

|                       |
|-----------------------|
| <b>OR-DR-REB-AVG.</b> |
| 1875-60.5             |
| 1451-46.8             |

|              |
|--------------|
| <b>PF-FO</b> |
| 645-N/A      |
| 607-N/A      |

|             |
|-------------|
| <b>A-TO</b> |
| N/A-N/A     |
| N/A-N/A     |

|                |
|----------------|
| <b>BLK-STL</b> |
| N/A-N/A        |
| N/A-N/A        |

|                 |
|-----------------|
| <b>PTS-AVG.</b> |
| 2884-93.0       |
| 2557-82.5       |

**1968-69: 14-10 OVERALL RECORD (NCAA SMALL COLLEGE)**

|             |               |             |                |             |
|-------------|---------------|-------------|----------------|-------------|
| <b>ORU</b>  | <b>FG-FGA</b> | <b>.PCT</b> | <b>3FG-3FA</b> | <b>.PCT</b> |
|             | 841-1803      | .466        | ---            | ---         |
| <b>OPP.</b> | 809-1732      | .467        | ---            | ---         |

|               |             |
|---------------|-------------|
| <b>FT-FTA</b> | <b>.PCT</b> |
| 426-571       | .746        |
| 414-601       | .689        |

|                       |
|-----------------------|
| <b>OR-DR-REB-AVG.</b> |
| 1037-43.2             |
| 1073-44.7             |

|              |
|--------------|
| <b>PF-FO</b> |
| 462-N/A      |
| 422-N/A      |

|             |
|-------------|
| <b>A-TO</b> |
| N/A-N/A     |
| N/A-N/A     |

|                |
|----------------|
| <b>BLK-STL</b> |
| N/A-N/A        |
| N/A-N/A        |

|                 |
|-----------------|
| <b>PTS-AVG.</b> |
| 2108-87.8       |
| 2032-84.7       |

**1967-68: 18-6 OVERALL RECORD (NCAA SMALL COLLEGE)**

|             |               |             |                |             |
|-------------|---------------|-------------|----------------|-------------|
| <b>ORU</b>  | <b>FG-FGA</b> | <b>.PCT</b> | <b>3FG-3FA</b> | <b>.PCT</b> |
|             | 876-1720      | .509        | ---            | ---         |
| <b>OPP.</b> | 709-1718      | .413        | ---            | ---         |

|               |             |
|---------------|-------------|
| <b>FT-FTA</b> | <b>.PCT</b> |
| 411-565       | .727        |
| 430-610       | .705        |

|                       |
|-----------------------|
| <b>OR-DR-REB-AVG.</b> |
| 996-41.5              |
| 922-38.4              |

|              |
|--------------|
| <b>PF-FO</b> |
| 465-N/A      |
| 403-N/A      |

|             |
|-------------|
| <b>A-TO</b> |
| N/A-N/A     |
| N/A-N/A     |

|                |
|----------------|
| <b>BLK-STL</b> |
| N/A-N/A        |
| N/A-N/A        |

|                 |
|-----------------|
| <b>PTS-AVG.</b> |
| 2163-90.1       |
| 1838-76.6       |

**RECORD BY DATE****NOVEMBER**

| DAY           | W-L            | WIN %       | HOME         | AWAY         | NEUTRAL      |
|---------------|----------------|-------------|--------------|--------------|--------------|
| 6             | 0-3            | .000        | 0-0          | 0-3          | 0-0          |
| 7             | 0-1            | .000        | 0-0          | 0-1          | 0-0          |
| 8             | 1-0            | 1.000       | 1-0          | 0-0          | 0-0          |
| 9             | 2-2            | .500        | 2-0          | 0-2          | 0-0          |
| 10            | 4-1            | .800        | 3-0          | 1-1          | 0-0          |
| 11            | 2-3            | .400        | 2-0          | 0-3          | 0-0          |
| 12            | 2-2            | .500        | 2-0          | 0-2          | 0-0          |
| 13            | 1-7            | .125        | 1-1          | 0-6          | 0-0          |
| 14            | 2-4            | .333        | 2-0          | 0-3          | 0-1          |
| 15            | 4-4            | .500        | 2-0          | 1-3          | 1-1          |
| 16            | 5-4            | .555        | 3-1          | 1-3          | 1-0          |
| 17            | 1-1            | .500        | 1-0          | 0-1          | 0-0          |
| 18            | 7-2            | .777        | 4-0          | 3-1          | 0-1          |
| 19            | 7-4            | .636        | 6-1          | 1-1          | 0-2          |
| 20            | 5-4            | .555        | 2-1          | 0-2          | 3-1          |
| 21            | 6-7            | .462        | 4-0          | 1-6          | 1-1          |
| 22            | 7-3            | .700        | 4-0          | 1-3          | 2-0          |
| 23            | 4-7            | .363        | 3-1          | 0-3          | 1-3          |
| 24            | 6-6            | .500        | 3-1          | 3-3          | 0-2          |
| 25            | 7-10           | .412        | 4-1          | 1-6          | 2-3          |
| 26            | 8-4            | .667        | 4-3          | 1-0          | 3-1          |
| 27            | 12-3           | .800        | 7-3          | 4-0          | 1-0          |
| 28            | 7-9            | .438        | 5-3          | 2-5          | 0-1          |
| 29            | 10-3           | .769        | 10-0         | 0-3          | 0-0          |
| 30            | 8-6            | .571        | 7-1          | 1-5          | 0-0          |
| <b>TOTALS</b> | <b>118-100</b> | <b>.541</b> | <b>82-12</b> | <b>20-66</b> | <b>16-17</b> |

**DECEMBER**

| DAY | W-L   | WIN % | HOME | AWAY | NEUTRAL |
|-----|-------|-------|------|------|---------|
| 1   | 11-10 | .523  | 6-3  | 3-7  | 2-0     |
| 2   | 10-17 | .370  | 4-6  | 4-11 | 2-0     |
| 3   | 10-6  | .625  | 8-1  | 2-5  | 0-0     |
| 4   | 12-4  | .750  | 10-1 | 2-3  | 0-0     |
| 5   | 8-6   | .571  | 5-1  | 3-3  | 0-2     |
| 6   | 10-10 | .500  | 3-3  | 6-7  | 1-0     |
| 7   | 6-11  | .353  | 2-2  | 3-9  | 1-0     |
| 8   | 8-12  | .400  | 5-5  | 2-7  | 1-0     |
| 9   | 9-4   | .692  | 6-0  | 2-3  | 1-1     |
| 10  | 7-6   | .538  | 7-1  | 0-4  | 0-1     |
| 11  | 7-6   | .538  | 4-0  | 2-5  | 1-1     |
| 12  | 10-9  | .526  | 6-3  | 3-5  | 0-1     |
| 13  | 8-8   | .500  | 4-3  | 3-4  | 1-1     |
| 14  | 5-10  | .333  | 3-2  | 1-7  | 1-1     |
| 15  | 7-6   | .538  | 2-2  | 5-4  | 0-0     |
| 16  | 6-9   | .400  | 3-0  | 3-9  | 0-0     |
| 17  | 8-5   | .615  | 5-0  | 3-5  | 0-0     |
| 18  | 2-7   | .222  | 1-2  | 1-5  | 0-0     |
| 19  | 9-10  | .474  | 8-0  | 1-9  | 0-1     |
| 20  | 10-9  | .526  | 3-3  | 2-5  | 5-1     |
| 21  | 7-12  | .368  | 6-3  | 0-6  | 1-3     |
| 22  | 6-12  | .333  | 3-3  | 1-7  | 2-2     |

|               |                |             |               |     |     |
|---------------|----------------|-------------|---------------|-----|-----|
| 23            | 5-4            | .556        | 3-0           | 1-2 | 1-2 |
| 26            | 1-1            | .500        | 0-0           | 1-1 | 0-0 |
| 27            | 4-3            | .571        | 1-0           | 0-1 | 3-2 |
| 28            | 8-10           | .444        | 4-2           | 2-6 | 2-2 |
| 29            | 9-10           | .474        | 4-0           | 1-5 | 4-5 |
| 30            | 15-11          | .576        | 8-1           | 4-6 | 3-4 |
| 31            | 3-4            | .429        | 0-0           | 3-4 | 0-0 |
| <b>TOTALS</b> | <b>220-232</b> | <b>.487</b> | <b>123-47</b> |     |     |

**BILL WHITE**

1965-69

**CAREER RECORD: 65-35 (.650)****1965-66 (16-10) (FRESHMAN SCHEDULE)**

| HOME - 10-3 | AWAY - 6-7              | NEUTRAL - 0-0 |
|-------------|-------------------------|---------------|
| W 104       | Okla. Christian JV (A)  | 82            |
| W 71        | Oklahoma St Tech (H)    | 60            |
| W 92        | St. Gregory's (H)       | 68            |
| L 59        | Oklahoma St Tech (A)    | 66            |
| W 79        | Phillips JV (A)         | 54            |
| W 77        | Northeastern St JV (A)  | 63            |
| W 78        | Okla. Baptist JV (H)    | 54            |
| W 83        | Pittsburg (KS) JV (A)   | 73            |
| L 74        | Northeastern AGM (A)    | 93            |
| L 79        | Cerritos JC (A)         | 87            |
| L 87        | Long Beach JC (A)       | 105           |
| W 109       | Ark. AAU Champs (H)     | 105           |
| W 58        | Okla. Baptist JV (A)    | 53            |
| W 72        | Phillips JV (H)         | 61            |
| W 86        | S. California (H)       | 66            |
| L 75        | Northeastern AGM (H)    | 78            |
| W 81        | Northeastern St JV (H)  | 70            |
| L 106       | OKC Frosh (A)           | 109           |
| L 97        | Bacone JC (H)           | 125           |
| W 125       | Lee College (H)         | 77            |
| W 93        | Okla. Christian JV (H)  | 59            |
| L 89        | John Brown JV (A)       | 98            |
| L 80        | Bacone JC (A)           | 82            |
| W 105       | Oklahoma City SW JC (H) | 81            |
| W 83        | Connors JC (A)          | 76            |
| L 96        | OKC Frosh (H)           | 110           |

**1966-67 (17-9)**

| HOME - 9-1 | AWAY - 5-8                     | NEUTRAL - 3-0 |
|------------|--------------------------------|---------------|
| W N12      | College of Ozarks (H)          | 63            |
| W N16      | East Central (A)               | 86            |
| W N19      | Le Tourneau (H)                | 82            |
| W N22      | Ouachita Baptist (H)           | 67            |
| W N24      | Harding (A)                    | 75            |
| L N25      | Hendrix (A)                    | 66            |
| L N28      | Midwestern St.(Texas) (A) (OT) | 88            |
| W D3       | Evangel (A)                    | 52            |
| W D8       | St. Mary of Plains (H)         | 87            |
| W D13      | East Central (H)               | 82            |
| W D15      | Le Tourneau (A)                | 75            |
| L J2       | Valdosta St. (A)               | 90            |
| W J3       | West Georgia St. (N)           | 48            |
| W J6       | Harris Teachers (N)            | 84            |
| W J7       | McKendree (N)                  | 84            |
| L J20      | College of Ozarks (A)          | 89            |
| W J21      | Washburn (H)                   | 70            |
| L J21      | Oklahoma Christian (H)         | 93            |
| W J28      | King's College (H)             | 71            |
| W F3       | LeMoigne (Tenn.) (A)           | 67            |
| L F4       | Christian Brothers (A)         | 79            |
| L F9       | Washburn (A)                   | 77            |
| W F11      | Evangel (H)                    | 64            |
| W F14      | John Brown (H)                 | 81            |
| L F18      | Oklahoma Christian (A)         | 80            |
| L F23      | St. Mary of Plains (A)         | 110           |

**1967-68 (18-6)**

| HOME - 10-0 | AWAY - 8-4                   | NEUTRAL - 0-2 |
|-------------|------------------------------|---------------|
| W N18       | Arkansas Tech (H)            | 70            |
| W 78        | Mexican National (H)         | 72            |
| L N23       | Northeastern St. (Okla.) (N) | 79            |
| L N25       | Oklahoma Christian (N)       | 86            |
| W N27       | East Central (H)             | 79            |
| W D2        | Arkansas St. (A)             | 67            |
| W D4        | St. Mary's (Texas) (H)       | 77            |
| W D9        | Washburn (H)                 | 75            |
| W D13       | East Central (A)             | 69            |
| L D16       | Washburn (A)                 | 66            |
| W J3        | Midwestern (Texas) (H)       | 83            |
| W J5        | Langston (A)                 | 91            |
| W J12       | Corpus Christi (H)           | 90            |
| W J13       | Oklahoma Christian (H)       | 95            |
| L J22       | North Dakota St. (A)         | 86            |
| L J24       | South Dakota St. (A)         | 92            |
| W J26       | Parsons (A)                  | 57            |
| W J31       | Midwestern (Texas) (A)       | 93            |
| W F2        | Rockhurst (A)                | 80            |
| W F7        | Langston (H)                 | 66            |
| W F15       | Parsons (H)                  | 70            |
| W F17       | St. Mary's (Texas) (A)       | 64            |
| L F23       | Oklahoma Christian (A)       | 89            |
| W F26       | Nebraska Wesleyan (H)        | 72            |

**1968-69 (14-10)**

| HOME - 6-2 | AWAY - 6-6               | NEUTRAL - 2-2 |
|------------|--------------------------|---------------|
| W N30      | Nicholls St. (H)         | 72            |
| L D2       | Middle Tennessee St. (H) | 115           |
| L D6       | Long Beach St. (A)       | 84            |

|       |     |                        |     |
|-------|-----|------------------------|-----|
| L D7  | 75  | Fresno St. (A)         | 96  |
| L D12 | 68  | Morris Harvey (N)      | 77  |
| W D13 | 102 | Western Carolina (A)   | 69  |
| W D14 | 98  | Winston-Salem (N)      | 89  |
| L D26 | 68  | Washburn (N)           | 74  |
| W D27 | 92  | Defiance (N)           | 73  |
| W D28 | 90  | Quincy (A)             | 63  |
| L J2  | 79  | Midwestern (Texas) (A) | 94  |
| W J7  | 98  | Cameron (A) (OT)       | 93  |
| W J15 | 106 | Corpus Christi (H)     | 97  |
| W J25 | 85  | Oklahoma Christian (H) | 80  |
| W J27 | 82  | Western Illinois (A)   | 69  |
| W F1  | 99  | Midwestern (Texas) (H) | 92  |
| W F6  | 96  | Hiram Scott (H)        | 94  |
| L F10 | 93  | Lincoln (A)            | 95  |
| L F13 | 72  | Oklahoma Christian (A) | 104 |
| L F15 | 68  | Cameron (H)            | 70  |
| W F17 | 106 | Lincoln (H)            | 74  |
| W F22 | 90  | Pan American (A)       | 84  |
| L F24 | 84  | Hiram Scott (A)        | 92  |
| W F26 | 96  | Nebraska Wesleyan (A)  | 82  |

**KEN TRICKEY**

1969-74

**CAREER RECORD: 118-23 (.837)****1969-70 (27-4)**

| HOME - 15-0 | AWAY - 12-4 | NEUTRAL - 0-0                        |
|-------------|-------------|--------------------------------------|
| W N24       | 77          | Northeastern St. (Okla.) (A) (OT) 71 |
| W N26       | 90          | Sul Ross St. (H) 74                  |
| W N29       | 79          | Central St. (Okla.) (H) (OT) 77      |
| W D1        | 87          | Oklahoma Baptist (A) 77              |
| L D3        | 80          | Sul Ross St. (A) 82                  |
| W D6        | 92          | Union (Tenn.) (A) (OT) 90            |
| W D8        | 113         | Samford (H) 89                       |
| W D9        | 83          | Central St. (Okla.) (A) 66           |
| W D11       | 93          | Sacred Heart (Kan.) (H) 71           |
| W D13       | 95          | Fisk (H) 67                          |
| W D15       | 86          | West Texas St. (A) 83                |
| W D17       | 84          | Bellarmine (A) 76                    |
| W D19       | 76          | Wheaton (H) 65                       |
| W D29       | 117         | MacMurray (H) 74                     |
| W J5        | 96          | Brown (H) 86                         |
| W J8        | 105         | Hiram Scott (A) 84                   |
| W J10       | 90          | Pershing (A) 79                      |
| W J13       | 79          | Oklahoma Christian (A) 56            |
| W J22       | 82          | Northeastern St. (Okla.) (H) 81      |
| L J26       | 106         | Lamar (A) 120                        |
| W J29       | 89          | Oklahoma Christian (H) (OT) 88       |
| L J31       | 96          | Butler (A) 108                       |
| W F7        | 94          | Cameron (H) 78                       |
| W F9        | 104         | Hiram Scott (H) 83                   |
| W F14       | 102         | Lincoln (A) 77                       |
| W F17       | 112         | Pan American (A) (OT) 106            |
| W F19       | 100         | Pershing (H) 89                      |
| W F21       | 109         | Cameron (A) 91                       |
| L F24       | 78          | Eastern New Mexico (A) 97            |
| W F26       | 98          | Union (Tenn.) (H) 86                 |
| W F28       | 92          | Lincoln (H) 86                       |

**1970-71 (21-5)**

| HOME - 11-0 | AWAY - 8-4 | NEUTRAL - 2-1                |
|-------------|------------|------------------------------|
| W N30       | 96         | Oklahoma Baptist (H) 70      |
| L D2        | 115        | Southwest Louisiana (A) 124  |
| W D4        | 111        | Cal. St.-Fullerton (H) 83    |
| L D7        | 95         | Louisiana Tech (A) 96        |
| W D8        | 102        | Central St. (Okla.) (A) 56   |
| W D12       | 95         | Fisk (A) 85                  |
| W D14       | 120        | South Dakota (A) 103         |
| W D17       | 112        | Bellarmine (H) 74            |
| W D19       | 119        | Cal Poly S. L. Bishop (H) 81 |
| W D21       | 89         | Georgia Southern (H) 83      |
| W D26       | 120        | St. Benedict (N) 83          |
| W D27       | 87         | Illinois Wesleyan (N) 69     |
| L D28       | 85         | Tennessee St. (N) 89         |
| W J7        | 114        | Lincoln (H) 87               |
| W J9        | 64         | Eastern New Mexico (A) 61    |
| L J13       | 89         | Murray St. (A) 90            |
| L J16       | 76         | Georgia Southern (A) 80      |
| W J22       | 116        | Eastern New Mexico (H) 69    |
| W J25       | 111        | Montana (A) 79               |
| W J28       | 124        | Jackson St. (H) 112          |
| W F2        | 91         | Lamar (A) 87                 |
| W F13       | 139        | Texas-Pan American (H) 108   |
| W F15       | 128        | University of South (H) 74   |
| W F19       | 121        | Stanislaus St. (H) 75        |
| W F20       | 93         | Union (Tenn.) (A) 82         |
| W F23       | 94         | Idaho (A) 80                 |

**1971-72 (26-2)**

| NATIONAL INVITATION TOURNAMENT | HOME - 15-0 | AWAY - 9-1              | NEUTRAL - 2-1 |
|--------------------------------|-------------|-------------------------|---------------|
| W D1                           | 95          | Illinois St. (A)        | 93            |
| W D3                           | 69          | Cal Poly Pomona (H)     | 68            |
| W D6                           | 105         | Morehead St. (A) (OT)   | 103           |
| W D9                           | 83          | Hofstra (N)             | 74            |
| L D18                          | 87          | Murray St. (A)          | 94            |
| W D20                          | 123         | Los Angeles St. (H)     | 113           |
| W D22                          | 110         | Maine (H)               | 66            |
| W D29                          | 106         | Connecticut (H)         | 88            |
| W D30                          | 103         | Loyola Marymount (H)    | 86            |
| W J5                           | 125         | St. Francis (Pa.) (H)   | 104           |
| W J10                          | 102         | Eastern Kentucky (A)    | 96            |
| W J15                          | 116         | Moorhead (Minn.) (H)    | 77            |
| W J17                          | 118         | Butler (A)              | 107           |
| W J20                          | 86          | Idaho St. (H)           | 85            |
| W J25                          | 109         | Lamar (A)               | 95            |
| W J28                          | 109         | Louisiana Tech (H)      | 104           |
| W J31                          | 112         | William Jewell (H)      | 92            |
| W F5                           | 126         | Oglethorpe (H)          | 93            |
| W F12                          | 120         | Fresno St. (H)          | 76            |
| W F14                          | 103         | Trinity (H)             | 82            |
| W F19                          | 114         | West Texas St. (H)      | 84            |
| W F24                          | 155         | Union (Tenn.) (H)       | 113           |
| W F26                          | 87          | Boston University (A)   | 78            |
| W F28                          | 100         | Harvard (A)             | 99            |
| W M3                           | 100         | Wisconsin-Milwaukee (A) | 95            |
| W M6                           | 108         | Texas-Pan American (A)  | 91            |

| NATIONAL INVITATION TOURNAMENT (NEW YORK, N.Y.) |    |                 |    |
|---|----|-----------------|----|
| W M18   | 94 | Memphis St. (N) | 74 |
| L M21   | 78 | St. John's (N)  | 94 |

**1972-73 (21-6)**

| NATIONAL INVITATION TOURNAMENT | HOME - 15-2 | AWAY - 5-2              | NEUTRAL - 1-2 |
|--------------------------------|-------------|-------------------------|---------------|
| W D4                           | 90          | Wisconsin (H)           | 76            |
| W D6                           | 95          | Idaho St. (H)           | 82            |
| W D9                           | 79          | Murray St. (H)          | 78            |
| L D11                          | 80          | UNLV (A)                | 86            |
| W D16                          | 87          | San Diego St. (A)       | 75            |
| L D19                          | 89          | Jacksonville(N)         | 92            |
| W D20                          | 74          | Hofstra (N)             | 68            |
| W D23                          | 117         | Texas AGM (H)           | 99            |
| W D29                          | 110         | St. Mary's (Calif.) (H) | 96            |
| W D30                          | 116         | Montana St. (H)         | 68            |
| W J3                           | 81          | Marshall (A)            | 76            |
| W J6                           | 103         | Morehead St. (H)        | 86            |
| W J8                           | 123         | Brandeis (H)            | 95            |
| W J16                          | 92          | South Dakota (H)        | 79            |
| W J19                          | 95          | Los Angeles St. (A)     | 86            |
| W J23                          | 87          | Texas-Pan American (A)  | 68            |
| W J27                          | 121         | Loyola Marymount (H)    | 100           |
| W J29                          | 106         | Lamar (H)               | 83            |
| L F3                           | 86          | Northern Illinois (A)   | 95            |
| W F6                           | 95          | Rhode Island (A)        | 93            |
| L F10                          | 103         | Marshall (H)            | 106           |
| W F12                          | 94          | Fairleigh-Dickinson (H) | 72            |
| W F14                          | 111         | Illinois St. (H)        | 96            |
| W F17                          | 122         | Trinity (H)             | 72            |
| L F24                          | 89          | Louisiana-Lafayette (H) | 104           |
| W F27                          | 116         | Texas-Pan American (H)  | 79            |

| NATIONAL INVITATION TOURNAMENT (NEW YORK, N.Y.) |    |                    |    |
|---|----|--------------------|----|
| L M17   | 65 | North Carolina (N) | 82 |

**1973-74 (23-6)**

| NCAA TOURNAMENT | HOME - 17-1 | AWAY - 3-4               | NEUTRAL - 3-1 |
|-----------------|-------------|--------------------------|---------------|
| W D1            | 105         | Southwestern (Texas) (H) | 76            |
| W D10           | 120         | Hardin-Simmons (H)       | 91            |
| W D13           | 95          | San Diego St. (H)        | 78            |
| L D15           | 86          | Jacksonville (A)         | 91            |
| W D17           | 80          | Eastern Kentucky (H)     | 70            |
| W D19           | 88          | Cal. St.-Hayward (H)     | 62            |
| W D21           | 103         | Los Angeles St. (H)      | 76            |
| W D22           | 86          | Murray St. (H)           | 83            |
| W D27           | 82          | Weber St. (N)            | 79            |
| W D28           | 118         | Houston (N)              | 108           |
| L D29           | 75          | USC (N)                  | 96            |
| W J4            | 87          | Pepperdine (A)           | 74            |
| W J9            | 94          | Illinois St. (H)         | 91            |
| W J15           | 111         | Nebraska-Omaha (H)       | 79            |
| W J17           | 105         | Loyola (A)               | 90            |
| W J19           | 70          | Virginia Tech (A)        | 68            |
| W J21           | 109         | Lamar (H)                | 75            |
| W J26           | 107         | Texas-Pan American (H)   | 90            |
| L F2            | 89          | Long Beach St. (A)       | 98            |
| W F4            | 78          | Bowling Green (H)        | 72            |
| W F9            | 98          | Pepperdine (H)           | 71            |
| L F14           | 94          | Oklahoma City (A)        | 100           |
| W F16           | 103         | McNeese St. (H)          | 96            |
| W F25           | 102         | Southern Illinois (H)    | 88            |
| W M2            | 103         | Oklahoma City (H)        | 84            |
| L M4            | 84          | Tulsa (A)                | 85            |

| NCAA TOURNAMENT |    |                                       |    |
|-----------------|----|---------------------------------------|----|
| W M9            | 86 | vs. Syracuse (Denton, Texas) (N) (OT) | 82 |
| W M14           | 96 | Louisville (H)                        | 93 |
| L M16           | 90 | Kansas (H) (OT)                       | 93 |

**JERRY HALE**

1974-77

**CAREER RECORD: 61-21 (.744)****1974-75 (20-8)**

| NATIONAL INVITATION TOURNAMENT | HOME - 14-2 | AWAY - 4-5              | NEUTRAL - 2-1 |
|--------------------------------|-------------|-------------------------|---------------|
| W D2                           | 85          | Wisconsin-Milwaukee (H) | 70            |
| W D7                           | 84          | Texas AGM (A) (OT)      | 83            |
| W D10                          | 89          | Hofstra (H)             | 72            |
| W D13                          | 59          | Idaho St. (N)           | 55            |
| L D14                          | 73          | Marshall (A)            | 82            |
| L D21                          | 67          | Western Michigan (H)    | 70            |
| W D27                          | 91          | Harvard (H) (OT)        | 84            |
| W D28                          | 95          | Bowling Green (H)       | 86            |
| W J4                           | 88          | Indiana St. (A)         | 77            |
| L J6                           | 98          | Illinois St. (A)        | 107           |
| W J9                           | 91          | Long Beach St. (H)      | 86            |
| W J11                          | 91          | Weber St. (H)           | 89            |
| W J13                          | 98          | Oklahoma City (H)       | 80            |
| W J18                          | 73          | Jacksonville (H)        | 67            |
| W J24                          | 82          | McNeese St. (H)         | 80            |
| W J27                          | 78          | Southern Illinois (H)   | 69            |
| L F1                           | 62          | Creighton (A)           | 77            |
| W F3                           | 90          | Murray St. (A)          | 79            |
| W F5                           | 100         | Canisius (H)            | 93            |
| L F8                           | 61          | Southern Illinois (A)   | 77            |
| W F15                          | 91          | Indiana St. (H)         | 69            |
| L F18                          | 83          | Utah St. (A)            | 91            |
| W F22                          | 93          | Virginia Tech (H)       | 68            |
| W F24                          | 71          | Oklahoma City (A)       | 67            |
| W M1                           | 103         | Minnesota-Duluth (H)    | 71            |
| L M6                           | 83          | Tulsa (H)               | 91            |

| NATIONAL INVITATION TOURNAMENT (NEW YORK, N.Y.) |    |                     |    |
|---|----|---------------------|----|
| W M16   | 97 | vs. Memphis St. (N) | 95 |
| L M20   | 59 | vs. Oregon (N)      | 68 |

**1975-76 (20-6)**

| HOME - 15-1 | AWAY - 4-5 | NEUTRAL - 1-0              |    |
|-------------|------------|----------------------------|----|
| W D1        | 72         | Southwestern (Texas) (H)   | 49 |
| W D3        | 89         | Southeast Missouri St. (H) | 56 |
| L D6        | 62         | Oklahoma St. (A)           | 74 |
| W D8        | 90         | Murray St. (H)             | 58 |
| W D10       | 70         | Tulsa (H)                  | 69 |
| W D12       | 83         | USC (A)                    | 80 |
| L D19       | 76         |                            |    |

|                                       |     |    |                 |    |
|---------------------------------------|-----|----|-----------------|----|
| W                                     | F26 | 71 | Wagner (H)      | 45 |
| L                                     | M1  | 87 | Florida St. (A) | 91 |
| <b>NATIONAL INVITATION TOURNAMENT</b> |     |    |                 |    |
| L                                     | M9  | 89 | Oregon (H)      | 90 |



**LAKE KELLY**  
1977-79  
CAREER RECORD: 30-24 (.556)

|                        |     |                   |                          |                      |
|------------------------|-----|-------------------|--------------------------|----------------------|
| <b>1977-78 (13-14)</b> |     |                   |                          |                      |
| <b>HOME - 8-6</b>      |     | <b>AWAY - 4-7</b> |                          | <b>NEUTRAL - 1-1</b> |
| W                      | N28 | 58                | Middle Tennessee St. (H) | 55                   |
| L                      | D3  | 60                | LSU (H)                  | 68                   |
| W                      | D5  | 89                | West Texas St. (A)       | 78                   |
| L                      | D8  | 64                | Kansas St. (A)           | 75                   |
| L                      | D10 | 73                | Texas A&M (H)            | 79                   |
| W                      | D13 | 77                | Oklahoma St. (A)         | 75                   |
| W                      | D15 | 77                | Tulsa (A)                | 70                   |
| L                      | D20 | 73                | Kansas (H)               | 91                   |
| L                      | D27 | 66                | Arizona St. (N)          | 82                   |
| W                      | D29 | 80                | Oklahoma City (N)        | 65                   |
| L                      | D30 | 73                | Austin Peay (A)          | 80                   |
| W                      | J3  | 66                | Columbia (H)             | 60                   |
| W                      | J7  | 62                | Wichita St. (H)          | 54                   |
| W                      | J14 | 80                | North Texas (H)          | 73                   |
| W                      | J16 | 74                | Lamar (H)                | 66                   |
| L                      | J21 | 68                | Virginia Tech (H)        | 70                   |
| W                      | J24 | 73                | Drake (A)                | 71                   |
| L                      | J28 | 50                | Oklahoma City (A)        | 57                   |
| W                      | J30 | 56                | Tulsa (H)                | 54                   |
| L                      | F4  | 57                | DePaul (A)               | 63                   |
| L                      | F6  | 71                | Illinois St. (A)         | 84                   |
| W                      | F11 | 88                | Hardin-Simmons (H)       | 64                   |
| L                      | F13 | 78                | Auburn (A)               | 82                   |
| L                      | F18 | 59                | North Texas (A)          | 61                   |
| W                      | F22 | 70                | Austin Peay (H) (OT)     | 66                   |
| L                      | F25 | 63                | Oklahoma City (H)        | 64                   |
| L                      | F27 | 76                | Florida St. (H) (OT)     | 80                   |

|                        |     |                   |                            |                      |
|------------------------|-----|-------------------|----------------------------|----------------------|
| <b>1978-79 (17-10)</b> |     |                   |                            |                      |
| <b>HOME - 13-2</b>     |     | <b>AWAY - 3-7</b> |                            | <b>NEUTRAL - 1-1</b> |
| W                      | N29 | 61                | Kansas St. (H)             | 55                   |
| L                      | D1  | 75                | LSU (A)                    | 91                   |
| L                      | D4  | 79                | Texas A&M (A)              | 85                   |
| L                      | D7  | 77                | Kansas (A)                 | 90                   |
| W                      | D9  | 68                | Indiana St.-Evansville (H) | 48                   |
| L                      | D12 | 69                | Oklahoma St. (H)           | 70                   |
| W                      | D14 | 83                | Tulsa (H)                  | 72                   |
| L                      | D23 | 104               | Brigham Young (A)          | 120                  |
| L                      | D28 | 69                | Mississippi St. (N)        | 91                   |
| W                      | D29 | 102               | Wisconsin (N)              | 69                   |
| W                      | J4  | 86                | Drake (H)                  | 76                   |
| W                      | J6  | 107               | Hardin-Simmons (H)         | 70                   |
| W                      | J8  | 63                | Auburn (H)                 | 62                   |
| W                      | J13 | 96                | West Texas St. (H)         | 88                   |
| W                      | J18 | 80                | Lamar (H)                  | 71                   |
| L                      | J20 | 58                | North Texas (A)            | 82                   |
| L                      | J23 | 60                | Marquette (A)              | 75                   |
| W                      | J27 | 91                | Oklahoma City (H)          | 80                   |
| L                      | J29 | 67                | Duquesne (A)               | 68                   |
| W                      | J31 | 75                | Georgetown (A)             | 74                   |
| L                      | F3  | 72                | DePaul (H)                 | 75                   |
| W                      | F7  | 89                | Denver (H)                 | 67                   |
| W                      | F10 | 77                | Oklahoma City (A)          | 70                   |
| W                      | F15 | 91                | Tulsa (A)                  | 86                   |
| W                      | F17 | 126               | Stetson (H)                | 97                   |
| W                      | F24 | 89                | Illinois St. (H)           | 78                   |
| W                      | M3  | 76                | Wisconsin-Milwaukee (H)    | 66                   |



**KEN HAYES**  
1979-83  
CAREER RECORD: 50-43 (.538)

|                                 |     |                   |                         |                      |
|---------------------------------|-----|-------------------|-------------------------|----------------------|
| <b>1979-80 (18-10, 5-1 MCC)</b> |     |                   |                         |                      |
| <b>HOME - 12-1</b>              |     | <b>AWAY - 3-9</b> |                         | <b>NEUTRAL - 3-0</b> |
| L                               | N30 | 78                | St. John's (A)          | 90                   |
| W                               | D1  | 70                | Princeton (N)           | 62                   |
| W                               | D3  | 75                | Kansas (H)              | 72                   |
| L                               | D6  | 81                | Drake (A)               | 82                   |
| L                               | D8  | 75                | BYU (H)                 | 76                   |
| L                               | D13 | 85                | West Texas St. (A)      | 86                   |
| L                               | D17 | 73                | Missouri (A)            | 84                   |
| W                               | D20 | 99                | Tulsa (A)               | 84                   |
| L                               | D22 | 66                | Wichita St. (A)         | 70                   |
| W                               | J7  | 83                | East Carolina (H)       | 82                   |
| W                               | J12 | 76                | Georgetown (H)          | 65                   |
| W                               | J14 | 109               | North Dakota St. (H)    | 102                  |
| W                               | J19 | 91                | Wisconsin-Milwaukee (A) | 80                   |
| W                               | J21 | 98                | Xavier* (H)             | 79                   |
| W                               | J23 | 114               | Portland St. (H)        | 88                   |
| L                               | J26 | 74                | Loyola* (A)             | 103                  |
| W                               | J28 | 92                | Oklahoma City* (A)      | 72                   |

|   |     |     |                    |     |
|---|-----|-----|--------------------|-----|
| W   | F2  | 102 | Marquette (H) (OT) | 101 |
| W   | F4  | 82  | Evansville* (H)    | 79  |
| L   | F9  | 75  | Stetson (A)        | 81  |
| W   | F11 | 101 | Butler* (H)        | 89  |
| W   | F16 | 87  | Duquesne (H)       | 83  |
| W   | F18 | 88  | Tulsa (H)          | 86  |
| L   | F21 | 85  | Detroit (A)        | 100 |
| L   | F23 | 65  | Illinois St. (A)   | 66  |
| W   | F25 | 119 | Oklahoma City* (H) | 115 |
| <b>MIDWESTERN CITY CONFERENCE TOURNAMENT (EVANSVILLE, IND.)</b> |     |     |                    |     |
| W   | M1  | 101 | Oklahoma City (N)  | 100 |
| W   | M2  | 103 | Loyola (N)         | 93  |

|   |     |                   |                            |                      |
|---|-----|-------------------|----------------------------|----------------------|
| <b>1980-81 (11-16, 6-5 MCC)</b>                                 |     |                   |                            |                      |
| <b>HOME - 10-6</b>  |     | <b>AWAY - 1-9</b> |                            | <b>NEUTRAL - 0-1</b> |
| W   | N29 | 66                | Princeton (H)              | 61                   |
| L   | D2  | 80                | Oklahoma St. (A)           | 86                   |
| L   | D6  | 66                | Kansas (A)                 | 90                   |
| L   | D8  | 69                | Tulsa (H)                  | 92                   |
| W   | D12 | 96                | Tulane (H)                 | 70                   |
| L   | D13 | 65                | Georgia (H)                | 81                   |
| L   | D15 | 56                | Indiana (A)                | 65                   |
| L   | D20 | 61                | Wichita St. (H)            | 83                   |
| L   | J3  | 74                | Missouri (H)               | 83                   |
| L   | J6  | 95                | Drake (H) (OT)             | 97                   |
| W   | J8  | 72                | Butler* (H)                | 68                   |
| W   | J10 | 69                | Detroit* (H)               | 59                   |
| L   | J12 | 76                | Xavier* (H) (OT)           | 81                   |
| W   | J17 | 70                | Evansville* (H)            | 66                   |
| L   | J21 | 93                | Loyola* (A)                | 102                  |
| W   | J24 | 80                | Illinois St. (H)           | 75                   |
| L   | J28 | 69                | Xavier* (A)                | 73                   |
| L   | J31 | 84                | Oklahoma City* (A)         | 96                   |
| W   | F7  | 80                | Loyola* (H)                | 68                   |
| W   | F9  | 115               | Southwestern (Texas) (H)   | 91                   |
| W   | F12 | 100               | Southwest Missouri St. (H) | 89                   |
| W   | F14 | 109               | Oklahoma City* (H)         | 98                   |
| W   | F16 | 82                | Butler* (A)                | 77                   |
| L   | F18 | 67                | Evansville* (A)            | 78                   |
| L   | F25 | 79                | Middle Tennessee St. (A)   | 85                   |
| L   | F28 | 70                | Tulsa (A)                  | 81                   |
| <b>MIDWESTERN CITY CONFERENCE TOURNAMENT (EVANSVILLE, IND.)</b> |     |                   |                            |                      |
| L   | M3  | 71                | Evansville (A)             | 77                   |

|   |     |                   |                          |                      |
|---|-----|-------------------|--------------------------|----------------------|
| <b>1981-82 (18-12, 8-4 MCC)</b>                             |     |                   |                          |                      |
| <b>NATIONAL INVITATION TOURNAMENT</b>                       |     |                   |                          |                      |
| <b>HOME - 11-4</b>  |     | <b>AWAY - 6-8</b> |                          | <b>NEUTRAL - 1-0</b> |
| W   | N28 | 64                | Princeton (A) (OT)       | 59                   |
| L   | D2  | 75                | Oklahoma St. (H)         | 77                   |
| W   | D4  | 81                | Colorado St. (H)         | 68                   |
| W   | D7  | 80                | St. Mary's (Texas) (H)   | 62                   |
| W   | D9  | 84                | Creighton (A)            | 81                   |
| W   | D11 | 69                | Connecticut (N)          | 67                   |
| L   | D12 | 63                | Tulsa (A)                | 80                   |
| W   | D19 | 78                | Cleveland St. (H)        | 75                   |
| L   | D21 | 75                | USC (A)                  | 95                   |
| W   | D31 | 64                | BYU-Hawaii (A)           | 63                   |
| L   | J3  | 78                | Hawaii (A)               | 80                   |
| W   | J7  | 120               | Missouri Southern (H)    | 83                   |
| L   | J9  | 77                | Loyola* (A)              | 83                   |
| L   | J11 | 72                | Detroit* (A)             | 91                   |
| L   | J16 | 62                | Evansville* (H)          | 63                   |
| W   | J18 | 63                | Butler* (H)              | 50                   |
| L   | J23 | 78                | Texas-Arlington (A)      | 88                   |
| W   | J27 | 83                | Middle Tennessee St. (H) | 73                   |
| W   | J30 | 65                | Oklahoma City* (H)       | 55                   |
| W   | F1  | 94                | Xavier* (H)              | 77                   |
| W   | F6  | 79                | Loyola* (H)              | 76                   |
| W   | F8  | 81                | Detroit* (H)             | 64                   |
| L   | F13 | 47                | Evansville* (A)          | 71                   |
| W   | F15 | 65                | Butler* (A)              | 63                   |
| W   | F20 | 109               | North Texas (H)          | 97                   |
| W   | F22 | 91                | Xavier* (H)              | 71                   |
| L   | F25 | 70                | Tulsa (A)                | 91                   |
| W   | F27 | 87                | Oklahoma City* (A)       | 76                   |
| <b>MIDWESTERN CITY CONFERENCE TOURNAMENT (TULSA, OKLA.)</b> |     |                   |                          |                      |
| L   | M2  | 71                | Xavier (H)               | 74                   |
| <b>NATIONAL INVITATION TOURNAMENT (TULSA, OKLA.)</b>        |     |                   |                          |                      |
| L   | M9  | 73                | Oklahoma (H)             | 81                   |



**DICK ACRES**  
1982-85  
CAREER RECORD: 47-34 (.580)

|   |     |                   |                     |                      |
|---|-----|-------------------|---------------------|----------------------|
| <b>1982-83 (14-14, 6-8 MCC)</b>           |     |                   |                     |                      |
| <b>KEN HAYES (3-5), DICK ACRES (11-9)</b> |     |                   |                     |                      |
| <b>HOME - 10-5</b>                        |     | <b>AWAY - 4-8</b> |                     | <b>NEUTRAL - 0-1</b> |
| W   | N26 | 72                | USC (H)             | 51                   |
| W   | N29 | 74                | Creighton (H)       | 64                   |
| L   | D2  | 46                | Colorado St. (A)    | 61                   |
| L   | D4  | 71                | Texas-Arlington (H) | 96                   |

|   |     |    |                            |     |
|---|-----|----|----------------------------|-----|
| L | D7  | 55 | Baylor (A)                 | 58  |
| L | D11 | 40 | Illinois St. (A)           | 74  |
| W | D17 | 85 | Texas-Pan Am (H)           | 56  |
| L | D18 | 56 | Tulsa (H)                  | 63  |
| W | J6  | 73 | Kansas (H) (OT)            | 71  |
| L | J8  | 59 | Southwest Missouri St. (H) | 62  |
| L | J11 | 82 | Oklahoma St. (A)           | 108 |
| L | J15 | 67 | Loyola* (H)                | 83  |
| W | J17 | 72 | Detroit* (H)               | 62  |
| W | J22 | 74 | Evansville* (A)            | 69  |
| W | J24 | 64 | Butler* (A)                | 52  |
| W | J29 | 77 | St. Louis* (A)             | 66  |
| W | J31 | 87 | Xavier* (H)                | 71  |
| L | F2  | 71 | Tulsa (H)                  | 101 |
| W | F5  | 47 | Oklahoma City* (A)         | 34  |
| L | F12 | 76 | Loyola* (A)                | 90  |
| L | F14 | 57 | Detroit* (A)               | 59  |
| W | F19 | 77 | Evansville* (H)            | 70  |
| W | F21 | 75 | Butler* (H)                | 69  |
| L | F24 | 79 | Xavier* (A) (OT)           | 87  |
| L | F26 | 78 | North Texas (A)            | 99  |
| W | M2  | 70 | St. Louis* (H)             | 57  |
| W | M5  | 91 | Oklahoma City* (H)         | 60  |

**MIDWESTERN CITY CONFERENCE TOURNAMENT (EVANSVILLE, IND.)**

|   |    |    |             |    |
|---|----|----|-------------|----|
| L | M9 | 77 | Detroit (N) | 78 |
|---|----|----|-------------|----|

|  |     |                   |                            |                      |
|--|-----|-------------------|----------------------------|----------------------|
| <b>1983-84 (21-10, 11-3 MCC)</b>                             |     |                   |                            |                      |
| <b>NCAA TOURNAMENT</b>                                       |     |                   |                            |                      |
| <b>HOME - 11-3</b>   |     | <b>AWAY - 7-7</b> |                            | <b>NEUTRAL - 3-0</b> |
| L  | N29 | 74                | Kansas St. (A)             | 82                   |
| L  | D1  | 81                | Tulsa (A)                  | 87                   |
| W  | D5  | 62                | Oklahoma St. (H)           | 61                   |
| W  | D10 | 84                | Texas A&M (H)              | 66                   |
| W  | D12 | 94                | Seattle Pacific (H)        | 89                   |
| W  | D17 | 74                | Texas (A)                  | 59                   |
| L  | D19 | 64                | Kansas (A)                 | 65                   |
| L  | D27 | 75                | San Diego State (A) (OT)   | 85                   |
| L  | D30 | 52                | Bradley (A)                | 70                   |
| W  | J3  | 114               | Texas-Arlington (H)        | 87                   |
| W  | J5  | 105               | Abilene Christian (H)      | 80                   |
| W  | J7  | 79                | St. Louis* (A)             | 73                   |
| W  | J9  | 103               | Evansville* (A)            | 90                   |
| L  | J12 | 78                | Tulsa (H)                  | 84                   |
| W  | J16 | 82                | Oklahoma City* (A)         | 80                   |
| L  | J21 | 77                | Xavier* (H) (OT)           | 79                   |
| W  | J23 | 82                | Butler* (H)                | 68                   |
| W  | J28 | 80                | Detroit* (A)               | 76                   |
| W  | J30 | 87                | Loyola* (A)                | 82                   |
| W  | F4  | 72                | St. Louis* (H)             | 61                   |
| W  | F6  | 88                | Evansville* (H)            | 75                   |
| W  | F11 | 92                | Oklahoma City* (H)         | 83                   |
| W  | F16 | 68                | Southwest Missouri St. (H) | 63                   |
| L  | F18 | 76                | Xavier* (A)                | 78                   |
| W  | F20 | 105               | Butler* (A)                | 100                  |
| W  | F25 | 104               | Detroit* (H)               | 75                   |
| L  | F27 | 76                | Loyola* (H)                | 82                   |
| <b>MIDWESTERN CITY CONFERENCE TOURNAMENT (CHICAGO, ILL.)</b> |     |                   |                            |                      |
| W  | M8  | 79                | Oklahoma City (N)          | 78                   |
| W  | M9  | 101               | Evansville (N)             | 91                   |
| W  | M10 | 68                | Xavier (N)                 | 66                   |
| <b>NCAA TOURNAMENT (MEMPHIS, TENN.)</b>                      |     |                   |                            |                      |
| L  | M15 | 83                | Memphis St. (A)            | 92                   |

|   |     |                   |                      |                      |
|---|-----|-------------------|----------------------|----------------------|
| <b>1984-85 (15-15, 8-6 MCC)</b>                             |     |                   |                      |                      |
| <b>HOME - 11-6</b>  |     | <b>AWAY - 4-9</b> |                      | <b>NEUTRAL - 0-0</b> |
| W   | N24 | 91                | Oklahoma Baptist (H) | 77                   |
| L   | N27 | 82                | Tulsa (H)            | 86                   |
| L   | D1  | 71                | LSU (H)              | 74                   |
| L   | D5  | 70                | Texas A&M (A)        | 71                   |
| L   | D8  | 65                | North Carolina (A)   | 87                   |
| W   | D12 | 82                | Texas (H)            | 71                   |
| L   | D18 | 71                | Oklahoma St. (A)     | 92                   |
| L   | D22 | 57                | Arkansas (A)         | 64                   |
| L   | D29 | 61                | UCLA (A)             | 69                   |
| W   | J3  | 86                | Kansas St. (H)       | 71                   |
| W   | J5  | 68                | St. Louis* (H)       | 55                   |
| W   | J7  | 90                | Evansville* (H)      | 75                   |
| W   | J12 | 66                | Oklahoma City* (H)   | 62                   |
| L   | J14 | 61                | Tulsa (A)            | 71                   |
| L   | J19 | 86                | Xavier* (A)          | 92                   |
| W   | J21 | 78                | Butler* (A)          | 66                   |
| L   | J26 | 65                | Detroit* (H)         | 69                   |
| L   | J28 | 92                | Loyola* (H)          | 97                   |
| W   | F2  | 74                | St. Louis* (A)       | 64                   |
| L   | F4  | 75                | Evansville* (A)      | 79                   |
| W   | F9  | 83                | Bradley (H)          | 73                   |
| W   | F11 | 81                | Oklahoma City* (A)   | 61                   |
| W   | F16 | 70                | Xavier* (H)          | 67                   |
| L   | F18 | 60                | Butler* (H)          | 62                   |
| L   | F23 | 80                | Detroit* (A)         | 75                   |
| L   | F25 | 77                | Loyola* (A)          | 86                   |
| W   | M2  | 93                | Stetson (H)          | 76                   |
| <b>MIDWESTERN CITY CONFERENCE TOURNAMENT (TULSA, OKLA.)</b> |     |                   |                      |                      |
| W   | M7  | 56                | St. Louis (H)        | 53                   |

|   |    |    |                |    |
|---|----|----|----------------|----|
| W | M8 | 74 | Evansville (H) | 69 |
| L | M9 | 83 | Loyola (H)     | 89 |



**TED OWENS**  
1985-87  
CAREER RECORD: 21-35 (.375)

|                                 |     |                   |                      |                      |
|---------------------------------|-----|-------------------|----------------------|----------------------|
| <b>1985-86 (10-18, 5-7 MCC)</b> |     |                   |                      |                      |
| <b>HOME - 7-10</b>              |     | <b>AWAY - 3-7</b> |                      | <b>NEUTRAL - 0-1</b> |
| W                               | N23 | 78                | Oklahoma Baptist (H) | 66                   |
| L                               | N26 | 58                | Baylor (H)           | 67                   |
| W                               | N30 | 75                | Texas Southern (H)   | 47                   |
| W                               | D4  | 89                | San Diego St. (H)    | 77                   |
| L                               | D7  | 71                | Oklahoma St. (H)     | 73                   |
| L                               | D11 | 66                | Texas (A)            | 82                   |
| L                               | D14 | 75                | Texas A&M (H)        | 81                   |
| L                               | D19 | 47                | Tulsa (A)            | 63                   |
| W                               | D23 | 69                | UC-Irvine (A)        | 63                   |
| L                               | D28 | 51                | Arkansas (H)         | 54                   |
| L                               | D30 | 64                | LSU (A)              | 82                   |
| L                               | J2  | 65                | Tulsa (H)            | 81                   |
| W                               | J4  | 96                | Alabama St. (H)      | 64                   |
| L                               | J8  | 56                | Southern (H)         | 66                   |
| L                               |     |                   |                      |                      |



|   |     |     |                        |     |
|---|-----|-----|------------------------|-----|
| L | J18 | 60  | Lamar (H)              | 64  |
| L | J21 | 95  | Hardin-Simmons (H)     | 104 |
| W | J23 | 72  | Nicholls St. (H)       | 60  |
| W | J26 | 102 | U.S. International (H) | 77  |
| L | J28 | 77  | Cincinnati (A)         | 98  |
| L | F1  | 72  | Texas-Pan American (A) | 74  |
| W | F6  | 82  | Loyola (H)             | 75  |
| W | F13 | 103 | Md.-Eastern Shore (H)  | 82  |
| L | F15 | 70  | Lamar (A)              | 84  |
| L | F20 | 57  | New Orleans (A)        | 83  |
| L | F23 | 62  | Samford (H)            | 71  |
| W | F25 | 89  | Texas Southern (H)     | 88  |
| L | F27 | 71  | Memphis St. (A)        | 115 |
| W | F29 | 57  | Texas-Pan American (H) | 54  |
| L | M2  | 62  | South Carolina (A)     | 91  |

**1988-89 (8-20)**


|                   |     |     |                         |     |                                    |     |     |                                    |     |                      |     |    |                     |    |
|-------------------|-----|-----|-------------------------|-----|------------------------------------|-----|-----|------------------------------------|-----|----------------------|-----|----|---------------------|----|
| <b>HOME - 3-8</b> |     |     | <b>AWAY - 4-12</b>      |     | <b>NEUTRAL - 1-0</b>               |     |     |                                    |     |                      |     |    |                     |    |
| L                 | N28 | 103 | Miami (Fla.) (A)        | 108 | W                                  | J10 | 88  | Grand Canyon (H)                   | 79  |                      |     |    |                     |    |
| W                 | N30 | 100 | LSU (A)                 | 96  | W                                  | J12 | 99  | Phillips (H)                       | 72  |                      |     |    |                     |    |
| W                 | D2  | 91  | Alabama (N)             | 86  | W                                  | J14 | 82  | Oklahoma Christian (H)             | 65  |                      |     |    |                     |    |
| L                 | D3  | 89  | Jacksonville (A)        | 92  | L                                  | J15 | 102 | Oklahoma City (H)                  | 104 |                      |     |    |                     |    |
| L                 | D6  | 91  | Texas (H)               | 119 | W                                  | J17 | 90  | Oklahoma Baptist (H)               | 78  |                      |     |    |                     |    |
| L                 | D8  | 87  | Louisiana Tech (H) (OT) | 94  | W                                  | J19 | 81  | Texas Wesleyan (A)                 | 72  |                      |     |    |                     |    |
| L                 | D10 | 122 | Oklahoma (A)            | 152 | W                                  | J22 | 98  | Rockhurst (H)                      | 72  |                      |     |    |                     |    |
| L                 | D12 | 91  | Wichita St. (H)         | 92  | W                                  | J24 | 84  | Drury (H)                          | 74  |                      |     |    |                     |    |
| L                 | D14 | 75  | Georgetown (A)          | 91  | W                                  | J26 | 109 | Arkansas-Pine Bluff (H)            | 82  |                      |     |    |                     |    |
| L                 | D17 | 89  | Colorado St. (A)        | 102 | W                                  | J28 | 110 | Wayland Baptist (H)                | 98  |                      |     |    |                     |    |
| L                 | D23 | 62  | Memphis St. (A)         | 70  | W                                  | J30 | 89  | Northwestern Oklahoma St. (A) (OT) | 86  |                      |     |    |                     |    |
| L                 | J7  | 57  | Arkansas St. (A)        | 70  | W                                  | F2  | 87  | Drury (A)                          | 83  |                      |     |    |                     |    |
| L                 | J9  | 82  | Louisiana Tech (A)      | 92  | W                                  | F7  | 92  | Arkansas-Pine Bluff (A)            | 87  |                      |     |    |                     |    |
| L                 | J12 | 67  | Lamar (H)               | 68  | W                                  | F14 | 82  | Midwestern St. (Texas) (A)         | 69  |                      |     |    |                     |    |
| L                 | J14 | 84  | Akron (H)               | 88  | W                                  | F16 | 101 | Oklahoma Wesleyan (H)              | 64  |                      |     |    |                     |    |
| L                 | J18 | 98  | Oklahoma St. (A)        | 124 | W                                  | F21 | 98  | Rockhurst (A)                      | 77  |                      |     |    |                     |    |
| L                 | J23 | 77  | Southwest Missouri (A)  | 81  | W                                  | F23 | 118 | Phillips (A)                       | 115 |                      |     |    |                     |    |
| L                 | J26 | 66  | Cincinnati (H)          | 75  | <b>NAIA DISTRICT NINE PLAYOFFS</b> |     |     |                                    |     |                      |     |    |                     |    |
| W                 | J28 | 87  | South Carolina (H)      | 86  | W                                  | M1  | 107 | Science and Arts (Okla.) (H)       | 87  |                      |     |    |                     |    |
| W                 | J31 | 114 | Lamar (A)               | 109 | W                                  | M4  | 79  | East Central (N)                   | 64  |                      |     |    |                     |    |
| W                 | F4  | 101 | Loyola (A) (OT)         | 96  | L                                  | M6  | 104 | Oklahoma City (N)                  | 117 |                      |     |    |                     |    |
| W                 | F7  | 83  | Arkansas St. (H) (OT)   | 82  | <b>1991-92 (10-18)</b>             |     |     |                                    |     |                      |     |    |                     |    |
| L                 | F11 | 70  | Colorado St. (H)        | 76  | <b>HOME - 7-3</b>                  |     |     | <b>AWAY - 2-13</b>                 |     | <b>NEUTRAL - 1-2</b> |     |    |                     |    |
| L                 | F13 | 66  | New Orleans (H)         | 75  | L                                  | N23 | 97  | Mississippi Valley (A)             | 105 | L                    | N28 | 73 | Sam Houston St. (A) | 77 |
| W                 | F20 | 117 | North Texas (A) (OT)    | 116 | L                                  | N25 | 80  | Stephen F. Austin (A)              | 86  | L                    | D2  | 58 | Texas A&M (H)       | 60 |
| L                 | F22 | 72  | Akron (A)               | 91  | W                                  | N27 | 96  | Tennessee St. (H)                  | 85  | W                    | D3  | 73 | Appalachian St. (H) | 68 |
| W                 | F25 | 99  | Miami (FL) (H)          | 92  | L                                  | N30 | 93  | East Tennessee (A)                 | 109 | L                    | D6  | 64 | Indiana St. (A)     | 70 |
| L                 | F27 | 83  | Stetson (A)             | 94  | L                                  | D2  | 76  | Clemson (A)                        | 96  | L                    | D10 | 54 | Tulsa (A)           | 99 |

**1989-90 (36-6)**

|                                 |     |     |                                    |     |                                    |                      |     |                                    |     |   |     |     |                                    |     |  |  |
|---------------------------------|-----|-----|------------------------------------|-----|------------------------------------|----------------------|-----|------------------------------------|-----|---|-----|-----|------------------------------------|-----|--|--|
| <b>NAIA NATIONAL TOURNAMENT</b> |     |     |                                    |     |                                    |                      |     |                                    |     |   |     |     |                                    |     |  |  |
| <b>HOME - 18-0</b>              |     |     | <b>AWAY - 11-4</b>                 |     |                                    | <b>NEUTRAL - 7-2</b> |     |                                    |     |   |     |     |                                    |     |  |  |
| W                               | N11 | 84  | Northwestern Oklahoma St. (H)      | 41  | L                                  | N13                  | 130 | David Lipscomb (A)                 | 138 | L   | N14 | 85  | Belmont (A)                        | 87  |  |  |
| W                               | N16 | 105 | Langston (H)                       | 88  | L                                  | N18                  | 114 | LeMoyn-Owen (H)                    | 89  | L   | N20 | 134 | Hendrix (N)                        | 114 |  |  |
| W                               | N20 | 134 | Hendrix (N)                        | 114 | L                                  | N21                  | 80  | Central Arkansas (A)               | 102 | L   | N25 | 87  | St. Louis (A)                      | 85  |  |  |
| W                               | N27 | 126 | Arkansas Tech (A)                  | 116 | W                                  | N27                  | 126 | Arkansas Tech (A)                  | 116 | W   | D1  | 121 | Western New Mexico (N)             | 87  |  |  |
| W                               | D1  | 121 | Western New Mexico (N)             | 87  | W                                  | D2                   | 93  | Panhandle St. (N)                  | 58  | W   | D4  | 77  | Missouri Southern (H)              | 69  |  |  |
| W                               | D2  | 93  | Panhandle St. (N)                  | 58  | W                                  | D6                   | 95  | Ft. Hays St. (A)                   | 83  | W   | D8  | 127 | Southern Nazarene (A)              | 108 |  |  |
| W                               | D4  | 77  | Missouri Southern (H)              | 69  | L                                  | D9                   | 93  | Oklahoma Christian (N)             | 98  | W   | D16 | 134 | Kansas Wesleyan (H)                | 66  |  |  |
| W                               | D6  | 95  | Ft. Hays St. (A)                   | 83  | W                                  | J5                   | 92  | Arkansas Tech (H)                  | 66  | W   | J6  | 89  | Southwestern Oklahoma St. (H) (72) | 80  |  |  |
| W                               | D8  | 127 | Southern Nazarene (A)              | 108 | W                                  | J9                   | 105 | Midwestern St. (Texas) (H)         | 80  | W   | J10 | 102 | Arkansas-Pine Bluff (H)            | 80  |  |  |
| L                               | D9  | 93  | Oklahoma Christian (N)             | 98  | W                                  | J13                  | 99  | College of Ozarks (H)              | 84  | W   | J16 | 93  | Tarleton St. (H)                   | 85  |  |  |
| W                               | D16 | 134 | Kansas Wesleyan (H)                | 66  | W                                  | J18                  | 89  | Southwestern Oklahoma St. (A) (79) | 79  | W   | J20 | 96  | Fort Hays St. (H)                  | 80  |  |  |
| W                               | J5  | 92  | Arkansas Tech (H)                  | 66  | W                                  | J23                  | 110 | Wayland Baptist (H)                | 82  | W   | J27 | 103 | Oklahoma Wesleyan (H)              | 94  |  |  |
| W                               | J6  | 89  | Southwestern Oklahoma St. (H) (72) | 80  | W                                  | J30                  | 97  | Grand Canyon (A)                   | 93  | W   | F1  | 97  | Southwestern Oklahoma St. (H) (77) | 77  |  |  |
| W                               | J9  | 105 | Midwestern St. (Texas) (H)         | 80  | W                                  | F3                   | 90  | Arkansas-Pine Bluff (A)            | 69  | W   | F5  | 92  | Midwestern St. (Texas) (A)         | 88  |  |  |
| W                               | J10 | 102 | Arkansas-Pine Bluff (H)            | 80  | W                                  | F15                  | 105 | Wayland Baptist (A)                | 99  | W   | F17 | 110 | Rockhurst (A)                      | 88  |  |  |
| W                               | J13 | 99  | College of Ozarks (H)              | 84  | L                                  | F19                  | 74  | Tarleton St. (A)                   | 82  | W   | F22 | 132 | Langston (A)                       | 120 |  |  |
| W                               | J16 | 93  | Tarleton St. (H)                   | 85  | W                                  | F24                  | 117 | Baptist Christian (H)              | 30  | W   | F26 | 116 | Friends (H)                        | 73  |  |  |
| W                               | J18 | 89  | Southwestern Oklahoma St. (A) (79) | 79  | <b>NAIA DISTRICT NINE PLAYOFFS</b> |                      |     |                                    |     |   |     |     |                                    |     |  |  |
| W                               | J20 | 96  | Fort Hays St. (H)                  | 80  | W                                  | M2                   | 102 | Phillips (H)                       | 73  | W   | M5  | 105 | Oklahoma Christian (N)             | 104 |  |  |
| W                               | J23 | 110 | Wayland Baptist (H)                | 82  | W                                  | M6                   | 91  | SE Oklahoma St. (N)                | 77  | W   | M14 | 93  | King's College (N)                 | 79  |  |  |
| W                               | J27 | 103 | Oklahoma Wesleyan (H)              | 94  | W                                  | F8                   | 83  | Arkansas-Pine Bluff (H)            | 79  | W   | M15 | 106 | Columbia (MO) (N)                  | 86  |  |  |
| W                               | J30 | 97  | Grand Canyon (A)                   | 93  | W                                  | F11                  | 84  | Prairie View A&M (H)               | 82  | L   | M16 | 78  | Georgetown (KY) (N)                | 80  |  |  |
| W                               | F1  | 97  | Southwestern Oklahoma St. (H) (77) | 77  | L                                  | F13                  | 79  | Mississippi (A)                    | 95  | <b>NAIA NATIONAL TOURNAMENT (AT KANSAS CITY, MO.)</b> |     |     |                                    |     |  |  |
| W                               | F3  | 90  | Arkansas-Pine Bluff (A)            | 69  | L                                  | F15                  | 99  | Texas Tech (A)                     | 117 | L   | F17 | 80  | Texas Southern (A)                 | 103 |  |  |
| W                               | F5  | 92  | Midwestern St. (Texas) (A)         | 88  | L                                  | F20                  | 95  | SMU (H)                            | 102 | L   | F24 | 91  | East Tennessee (A)                 | 117 |  |  |
| W                               | F15 | 105 | Wayland Baptist (A)                | 99  | L                                  | J2                   | 76  | Louisville (A)                     | 122 |   |     |     |                                    |     |  |  |
| W                               | F17 | 110 | Rockhurst (A)                      | 88  | L                                  | J5                   | 78  | San Diego (A)                      | 112 |   |     |     |                                    |     |  |  |
| L                               | F19 | 74  | Tarleton St. (A)                   | 82  | L                                  | J7                   | 76  | Loyola Marymount (A)               | 88  |   |     |     |                                    |     |  |  |
| W                               | F22 | 132 | Langston (A)                       | 120 | L                                  | J9                   | 76  | Pepperdine (A)                     | 116 |   |     |     |                                    |     |  |  |
| W                               | F24 | 117 | Baptist Christian (H)              | 30  | L                                  | J14                  | 72  | Kansas (A)                         | 140 |   |     |     |                                    |     |  |  |
| W                               | F26 | 116 | Friends (H)                        | 73  | L                                  | J21                  | 45  | Oklahoma St. (H)                   | 90  |   |     |     |                                    |     |  |  |

|                               |     |     |                                     |                    |                   |     |     |                            |     |                        |     |     |                                    |     |  |  |
|-------------------------------|-----|-----|-------------------------------------|--------------------|-------------------|-----|-----|----------------------------|-----|------------------------|-----|-----|------------------------------------|-----|--|--|
| <b>1990-91 (29-6)</b>         |     |     |                                     |                    |                   |     |     |                            |     |                        |     |     |                                    |     |  |  |
| <b>NAIA DISTRICT PLAYOFFS</b> |     |     |                                     | <b>AWAY - 10-3</b> |                   |     |     | <b>NEUTRAL - 3-1</b>       |     |                        |     |     |                                    |     |  |  |
| <b>HOME - 16-2</b>            |     |     |                                     |                    |                   |     |     |                            |     |                        |     |     |                                    |     |  |  |
| W                             | N10 | 121 | Midwestern St. (Texas) (H)          | 90                 | L                 | D5  | 114 | Oklahoma City (A) (OT)     | 116 | L                      | D7  | 67  | Arkansas St. (A)                   | 80  |  |  |
| W                             | N19 | 113 | St. Martin's (H)                    | 96                 | W                 | D8  | 103 | Texas Southern (N)         | 98  | L                      | D15 | 107 | Southeast Missouri St. (H)         | 109 |  |  |
| W                             | N24 | 75  | Southwestern Oklahoma St. (H) (74)  | 74                 | W                 | J4  | 86  | Southern Nazarene (N)      | 80  | W                      | J5  | 124 | Oklahoma Christian (A)             | 95  |  |  |
| W                             | N26 | 101 | Pittsburg St. (A)                   | 87                 | W                 | J7  | 111 | Friends (H)                | 83  | W                      | J8  | 143 | LeMoyn-Owen (H)                    | 101 |  |  |
| W                             | N28 | 100 | Southeast Missouri St. (A)          | 89                 | W                 | J10 | 88  | Grand Canyon (H)           | 79  | W                      | J12 | 99  | Phillips (H)                       | 72  |  |  |
| W                             | D1  | 110 | Texas Wesleyan (H)                  | 69                 | W                 | J14 | 82  | Oklahoma Christian (H)     | 65  | L                      | J15 | 102 | Oklahoma City (H)                  | 104 |  |  |
| L                             | D4  | 87  | Southwestern Oklahoma St. (A) (109) | 109                | L                 | J17 | 90  | Oklahoma Baptist (H)       | 78  | W                      | J19 | 81  | Texas Wesleyan (A)                 | 72  |  |  |
| L                             | D5  | 114 | Oklahoma City (A) (OT)              | 116                | W                 | J24 | 84  | Drury (H)                  | 74  | W                      | J26 | 109 | Arkansas-Pine Bluff (H)            | 82  |  |  |
| L                             | D7  | 67  | Arkansas St. (A)                    | 80                 | W                 | J28 | 110 | Wayland Baptist (H)        | 98  | W                      | J30 | 89  | Northwestern Oklahoma St. (A) (OT) | 86  |  |  |
| W                             | D8  | 103 | Texas Southern (N)                  | 98                 | W                 | F2  | 87  | Drury (A)                  | 83  | W                      | F7  | 92  | Arkansas-Pine Bluff (A)            | 87  |  |  |
| L                             | D15 | 107 | Southeast Missouri St. (H)          | 109                | W                 | F14 | 82  | Midwestern St. (Texas) (A) | 69  | W                      | F16 | 101 | Oklahoma Wesleyan (H)              | 64  |  |  |
| W                             | J4  | 86  | Southern Nazarene (N)               | 80                 | L                 | F21 | 98  | Rockhurst (A)              | 77  | L                      | F23 | 118 | Phillips (A)                       | 115 |  |  |
| W                             | J5  | 124 | Oklahoma Christian (A)              | 95                 | L                 | F23 | 118 | Phillips (A)               | 115 | <b>1991-92 (10-18)</b> |     |     |                                    |     |  |  |
| W                             | J7  | 111 | Friends (H)                         | 83                 | <b>HOME - 7-3</b> |     |     | <b>AWAY - 2-13</b>         |     | <b>NEUTRAL - 1-2</b>   |     |     |                                    |     |  |  |
| W                             | J8  | 143 | LeMoyn-Owen (H)                     | 101                | L                 | N23 | 97  | Mississippi Valley (A)     | 105 | L                      | N25 | 80  | Stephen F. Austin (A)              | 86  |  |  |
| W                             | J10 | 88  | Grand Canyon (H)                    | 79                 | W                 | N27 | 96  | Tennessee St. (H)          | 85  | L                      | D2  | 76  | Clemson (A)                        | 96  |  |  |
| W                             | J12 | 99  | Phillips (H)                        | 72                 | L                 | N30 | 93  | East Tennessee (A)         | 109 | L                      | D6  | 82  | Marshall (A)                       | 62  |  |  |
| W                             | J14 | 82  | Oklahoma Christian (H)              | 65                 | L                 | D2  | 76  | Clemson (A)                | 96  | W                      | D7  | 99  | South Florida (N)                  | 92  |  |  |
| L                             | J15 | 102 | Oklahoma City (H)                   | 104                | L                 | D13 | 55  | Princeton (N)              | 64  | L                      | D14 | 97  | Utah St. (N)                       | 109 |  |  |
| W                             | J17 | 90  | Oklahoma Baptist (H)                | 78                 | L                 | D16 | 80  | Weber St. (A)              | 115 | L                      | D18 | 87  | Oregon St. (A)                     | 112 |  |  |
| W                             | J19 | 81  | Texas Wesleyan (A)                  | 72                 | L                 | D18 | 87  | Oregon St. (A)             | 112 | L                      | D20 | 73  | Oregon (A)                         | 105 |  |  |
| W                             | J22 | 98  | Rockhurst (H)                       | 72                 | L                 | D28 | 62  | UCLA (A)                   | 113 | L                      | D28 | 62  | UCLA (A)                           | 113 |  |  |
| W                             | J24 | 84  | Drury (H)                           | 74                 | L                 | D30 | 71  | Stephen F. Austin (H)      | 51  | L                      | J2  | 78  | Middle Tennessee St. (A)           | 100 |  |  |
| W                             | J26 | 109 | Arkansas-Pine Bluff (H)             | 82                 | W                 | J4  | 85  | East Tennessee (H) (OT)    | 83  | L                      | J6  | 73  | Mississippi (A)                    | 86  |  |  |
| W                             | J28 | 110 | Wayland Baptist (H)                 | 98                 | W                 | J16 | 101 | Prairie View A&M (A)       | 90  | W                      | J18 | 108 | SMU (H)                            | 92  |  |  |
| W                             | J30 | 89  | Northwestern Oklahoma St. (A) (OT)  | 86                 | L                 | J23 | 89  | Oklahoma (A)               | 130 | L                      | J25 | 61  | Oklahoma St. (A)                   | 84  |  |  |
| W                             | F2  | 87  | Drury (A)                           | 83                 | L                 | J25 | 61  | Oklahoma St. (A)           | 84  | L                      | J28 | 92  | Mississippi Valley (H)             | 96  |  |  |
| W                             | F7  | 92  | Arkansas-Pine Bluff (A)             | 87                 | L                 | J28 | 92  | Mississippi Valley (H)     | 96  | W                      | J30 | 108 | Prairie View A&M (H)               | 67  |  |  |
| W                             | F14 | 82  | Midwestern St. (Texas) (A)          | 69                 | W                 | F4  | 106 | Bethune-Cookman (H)        | 85  | L                      | F10 | 90  | Oklahoma Baptist (H)               | 77  |  |  |
| W                             | F16 | 101 | Oklahoma Wesleyan (H)               | 64                 | W                 | F10 | 90  | Oklahoma Baptist (H)       | 77  | W                      | F15 | 100 | Arkansas-Pine Bluff (H)            | 89  |  |  |
| W                             | F21 | 98  | Rockhurst (A)                       | 77                 | W                 | F17 | 62  | Tulsa (H)                  | 78  | L                      | F17 | 62  | Tulsa (H)                          | 78  |  |  |
| L                             | F23 | 118 | Phillips (A)                        | 115                | L                 | F26 | 108 | Texas (A)                  | 128 | L                      | F26 | 108 | Texas (A)                          | 128 |  |  |

|   |     |     |                        |     |
|---|-----|-----|------------------------|-----|
| L | F27 | 102 | Baylor (A)             | 124 |
| L | M1  | 86  | Mississippi Valley (H) | 95  |
| L | M4  | 85  | Oklahoma St. (A)       | 114 |



**BILL SELF**  
1993-97  
CAREER RECORD: 55-54 (.505)

|                       |     |    |                          |    |   |                      |    |                          |    |   |     |    |                      |    |
|-----------------------|-----|----|--------------------------|----|---|----------------------|----|--------------------------|----|---|-----|----|----------------------|----|
| <b>1993-94 (6-21)</b> |     |    |                          |    |   |                      |    |                          |    |   |     |    |                      |    |
| <b>HOME - 5-8</b>     |     |    | <b>AWAY - 1-11</b>       |    |   | <b>NEUTRAL - 0-2</b> |    |                          |    |   |     |    |                      |    |
| W                     | N26 | 78 | Sam Houston St. (H)      | 66 | W | N27                  | 92 | Mississippi Valley (H)   | 72 | L | N29 | 52 | Oklahoma St. (A)     | 94 |
| W                     | N27 | 92 | Mississippi Valley (H)   | 72 | L | D1                   | 77 | Middle Tennessee St. (A) | 94 | L | D6  | 74 | Tulsa (H)            | 94 |
| L                     | N29 | 52 | Oklahoma St. (A)         | 94 | L | D10                  | 50 | Washington St. (N)       | 98 | L | D11 | 73 | Tennessee Tech (N)   | 99 |
| L                     | D1  | 77 | Middle Tennessee St. (A) | 94 | W | D18                  | 83 | Indiana St. (H)          | 73 | W | D20 | 85 | Marshall (H)         | 69 |
| L                     | D6  | 74 | Tulsa (H)                | 94 | W | J6                   | 76 | TCU (A)                  | 73 | L | J8  | 73 | Pepperdine (H)       | 76 |
| L                     | D10 | 50 | Washington St. (N)       | 98 | L | J8                   | 73 | Pepperdine (H)           | 76 | L | J10 | 83 | Loyola Marymount (H) | 69 |
| L                     | D11 | 73 | Tennessee Tech (N)       | 99 | L | J13                  | 68 | Creighton (A)            | 81 | L | J17 | 68 | Mississippi (H)      | 88 |
| W                     | D18 | 83 | Indiana St. (H)          | 73 | L | J17                  | 68 | Mississippi Valley (A)   | 89 | L | J22 | 68 | Rice (H)             | 85 |
| W                     | D20 | 85 | Marshall (H)             | 69 | L | J29                  | 65 | Baylor (H)               | 77 | L | F1  | 55 | Western Kentucky (A) | 87 |
| W                     | J6  | 76 | TCU (A)                  | 73 | L | F1                   | 55 | Western Kentucky (A)     | 87 | L | F3  | 73 | Texas St. (A)        | 75 |
| L                     | J8  | 73 | Pepperdine (H)           | 76 | L | F3                   | 73 | Texas St. (A)            | 75 | L | F9  | 66 | Texas A&M (A)        | 79 |
| L                     | J10 | 83 |                          |    |   |                      |    |                          |    |   |     |    |                      |    |



|   |     |    |                       |    |
|---|-----|----|-----------------------|----|
| W | J19 | 84 | Denver (H)            | 62 |
| W | J23 | 86 | Southern Utah* (H)    | 63 |
| W | J28 | 76 | Chicago St.* (A)      | 60 |
| L | J30 | 73 | Western Illinois* (A) | 79 |
| W | F4  | 78 | IUPUI* (H)            | 71 |
| W | F6  | 68 | Valparaiso* (H)       | 67 |
| L | F11 | 77 | Southern Utah* (A)    | 83 |
| W | F13 | 98 | UMKC* (H)             | 90 |
| W | F18 | 72 | Youngstown St.* (H)   | 68 |
| W | F20 | 80 | Oakland* (H)          | 68 |

**MID-CONTINENT CONFERENCE TOURNAMENT (MOLINE, ILL.)**

|   |    |    |                    |    |
|---|----|----|--------------------|----|
| W | M1 | 72 | Youngstown St. (N) | 58 |
| L | M2 | 69 | Valparaiso (N)     | 73 |



**SCOTT SUTTON**  
1999-2017  
CAREER RECORD: 328-247 (.570)

**1999-00 (13-17, 8-8 MID-CON)**

| HOME - 7-5 | AWAY - 4-8 | NEUTRAL - 2-4 |                         |     |
|------------|------------|---------------|-------------------------|-----|
| L          | N19        | 70            | Idaho (N) (OT)          | 71  |
| W          | N20        | 78            | Appalachian St. (N)     | 68  |
| W          | N22        | 105           | Texas Pan Am (A) (3OT)  | 104 |
| L          | N26        | 44            | VMI (N)                 | 56  |
| L          | N28        | 76            | William & Mary (N) (OT) | 82  |
| W          | D2         | 61            | Valparaiso* (H)         | 55  |
| W          | D4         | 93            | Central Arkansas (H)    | 63  |
| L          | D6         | 59            | Cal St. Northridge (A)  | 72  |
| W          | D11        | 60            | Tulsa (H)               | 59  |
| L          | D20        | 74            | Cal St. Northridge (H)  | 76  |
| L          | D22        | 65            | Nebraska (A)            | 80  |
| L          | D29        | 70            | Texas Tech (A)          | 84  |
| W          | J6         | 72            | Western Illinois* (A)   | 62  |
| L          | J8         | 72            | Chicago St.* (A)        | 75  |
| W          | J13        | 87            | UMKC* (H)               | 76  |
| L          | J15        | 62            | Texas Pan Am (H)        | 79  |
| L          | J20        | 78            | Oakland* (H)            | 93  |
| W          | J22        | 79            | Youngstown St.* (A)     | 63  |
| L          | J29        | 66            | Southern Utah* (A)      | 89  |
| W          | F3         | 73            | Chicago St.* (H)        | 72  |
| W          | F5         | 78            | Western Illinois* (H)   | 71  |
| L          | F10        | 72            | IUPUI* (A) (OT)         | 74  |
| L          | F12        | 59            | Valparaiso* (A)         | 69  |
| W          | F17        | 86            | Southern Utah* (H)      | 66  |
| L          | F20        | 84            | UMKC* (H) (OT)          | 88  |
| L          | F21        | 56            | IUPUI* (H) (OT)         | 59  |
| W          | F24        | 83            | Youngstown St.* (A)     | 80  |
| L          | F26        | 84            | Oakland (A) (OT)        | 86  |

**MID-CONTINENT CONFERENCE TOURNAMENT (FT. WAYNE, IND.)**

|   |    |    |                    |    |
|---|----|----|--------------------|----|
| W | M5 | 67 | Youngstown St. (N) | 59 |
| L | M6 | 56 | Valparaiso (N)     | 71 |

**2000-01 (10-19, 5-11 MID-CON)**

| HOME - 7-7 | AWAY - 2-8 | NEUTRAL - 1-4 |                            |     |
|------------|------------|---------------|----------------------------|-----|
| W          | N18        | 87            | Nebraska (H)               | 83  |
| W          | N21        | 83            | Southwest Baptist (H)      | 72  |
| W          | N27        | 84            | Southern Arkansas (H)      | 58  |
| L          | N30        | 56            | Southern Utah* (H)         | 60  |
| L          | D2         | 62            | Youngstown St.* (H)        | 63  |
| L          | D5         | 59            | Northwestern St. (La.) (N) | 71  |
| L          | D10        | 81            | Tulsa (A) (OT)             | 89  |
| L          | D15        | 68            | Drake (A)                  | 88  |
| L          | D18        | 78            | Northwestern St. (La.) (H) | 85  |
| L          | D21        | 98            | Texas Tech (H) (OT)        | 100 |
| L          | D29        | 51            | Oklahoma (N)               | 84  |
| L          | D30        | 62            | Texas-Pan American (N)     | 81  |
| W          | J4         | 91            | Oakland* (H)               | 77  |
| W          | J6         | 77            | Valparaiso* (H)            | 68  |
| W          | J11        | 83            | Chicago St.* (A)           | 82  |
| W          | J13        | 86            | Western Illinois* (A)      | 84  |
| L          | J18        | 72            | IUPUI* (H)                 | 78  |
| L          | J27        | 48            | UMKC* (H)                  | 71  |
| L          | F1         | 61            | Valparaiso* (A)            | 75  |
| L          | F3         | 69            | IUPUI* (A)                 | 88  |
| L          | F8         | 70            | Youngstown St.* (A)        | 82  |
| L          | F10        | 72            | Oakland* (A)               | 78  |
| L          | F15        | 59            | Western Illinois* (H)      | 68  |
| W          | F17        | 83            | Chicago St.* (H)           | 69  |
| L          | F22        | 52            | UMKC* (A)                  | 70  |
| L          | F24        | 73            | Southern Utah* (A)         | 91  |
| W          | F27        | 71            | Binghamton (H)             | 63  |

**MID-CONTINENT CONFERENCE TOURNAMENT (FT. WAYNE, IND.)**

|   |    |    |                    |    |
|---|----|----|--------------------|----|
| W | M4 | 73 | Youngstown St. (N) | 70 |
| L | M5 | 62 | Southern Utah (N)  | 73 |

**2001-02 (17-14, 10-4 MID-CON)**

| HOME - 9-4 | AWAY - 5-8 | NEUTRAL - 3-2 |                |    |
|------------|------------|---------------|----------------|----|
| L          | N16        | 71            | Cameron (H)    | 75 |
| L          | N18        | 57            | Arkansas (A)   | 71 |
| L          | N23        | 68            | Drake (H)      | 73 |
| L          | N25        | 68            | Colgate (A)    | 80 |
| W          | N27        | 70            | Binghamton (A) | 54 |
| L          | D1         | 66            | Tulsa (H) (OT) | 73 |

|   |     |     |                           |    |
|---|-----|-----|---------------------------|----|
| W | D5  | 87  | Tennessee St. (H)         | 71 |
| L | D8  | 55  | Nebraska (A)              | 61 |
| L | D14 | 64  | SMU (A)                   | 82 |
| W | D17 | 115 | Texas-Arlington (H)       | 62 |
| W | D20 | 73  | Jacksonville (N)          | 64 |
| L | D21 | 58  | Texas-Pan American (N)    | 67 |
| W | D22 | 66  | Florida International (N) | 55 |
| W | D29 | 78  | Stephen F. Austin (H)     | 57 |
| L | J2  | 77  | Texas-Arlington (A) (OT)  | 83 |
| W | J5  | 67  | UMKC* (A)                 | 55 |
| W | J10 | 85  | IUPUI* (H)                | 76 |
| W | J12 | 93  | Oakland* (H)              | 61 |
| L | J17 | 67  | Valparaiso* (A)           | 87 |
| W | J19 | 95  | Western Illinois* (A)     | 82 |
| L | J24 | 70  | Southern Utah* (H) (OT)   | 71 |
| W | J26 | 91  | Chicago St.* (H)          | 62 |
| W | F2  | 85  | UMKC* (H)                 | 75 |
| L | F7  | 76  | Oakland* (A)              | 85 |
| W | F9  | 88  | IUPUI* (A)                | 71 |
| W | F14 | 84  | Western Illinois* (H)     | 67 |
| W | F16 | 77  | Valparaiso* (H)           | 74 |
| W | F21 | 94  | Chicago St.* (A)          | 64 |
| L | F23 | 75  | Southern Utah* (A)        | 82 |

**MID-CONTINENT CONFERENCE TOURNAMENT (FORT WAYNE, IND.)**

|   |    |    |                           |    |
|---|----|----|---------------------------|----|
| W | M3 | 86 | Western Illinois (N) (OT) | 75 |
| L | M4 | 53 | IUPUI (N)                 | 58 |

**2002-03 (18-10, 9-5 MID-CON)**

| HOME - 12-1 | AWAY - 5-7 | NEUTRAL - 1-2 |                            |    |
|-------------|------------|---------------|----------------------------|----|
| W           | N23        | 112           | Oklahoma Wesleyan (H)      | 64 |
| W           | N26        | 76            | Arkansas (A)               | 66 |
| W           | N30        | 76            | Wichita St. (H)            | 71 |
| W           | D2         | 77            | Tennessee St. (A)          | 69 |
| W           | D4         | 75            | SMU (H)                    | 62 |
| W           | D7         | 85            | Mississippi Valley St. (A) | 75 |
| L           | D14        | 68            | Stephen F. Austin (A)      | 71 |
| L           | D19        | 80            | Tulsa (A)                  | 90 |
| W           | D21        | 96            | Mississippi Valley St. (H) | 63 |
| L           | D29        | 62            | Howard (N)                 | 72 |
| W           | D30        | 68            | UMBC (N)                   | 48 |
| L           | J1         | 80            | Minnesota (A)              | 85 |
| W           | J4         | 78            | Colgate (H)                | 54 |
| L           | J9         | 58            | Southern Utah* (A)         | 74 |
| W           | J11        | 77            | Chicago St.* (A)           | 66 |
| W           | J16        | 66            | IUPUI* (H)                 | 63 |
| W           | J18        | 88            | Oakland* (H)               | 75 |
| W           | J25        | 76            | UMKC* (A)                  | 62 |
| L           | J30        | 71            | Valparaiso* (A)            | 84 |
| W           | F1         | 87            | Western Illinois* (A)      | 77 |
| W           | F6         | 78            | Chicago St.* (H)           | 48 |
| W           | F8         | 86            | Southern Utah* (H)         | 73 |
| L           | F13        | 57            | Oakland* (A)               | 78 |
| L           | F15        | 65            | IUPUI* (A)                 | 76 |
| L           | F22        | 86            | UMKC* (H) (2OT)            | 91 |
| W           | F27        | 79            | Western Illinois* (H)      | 58 |
| W           | M1         | 89            | Valparaiso* (H)            | 75 |

**MID-CONTINENT CONFERENCE TOURNAMENT (KANSAS CITY, MO.)**

|   |    |    |          |    |
|---|----|----|----------|----|
| L | M9 | 73 | UMKC (N) | 76 |
|---|----|----|----------|----|

**2003-04 (17-11, 10-6 MID-CON)**

| HOME - 10-3 | AWAY - 6-7 | NEUTRAL - 1-1 |                        |     |
|-------------|------------|---------------|------------------------|-----|
| W           | N21        | 63            | South Carolina St. (N) | 60  |
| L           | N22        | 68            | Oklahoma (A)           | 81  |
| L           | N24        | 79            | Chattanooga (H)        | 84  |
| W           | N28        | 118           | Oklahoma Wesleyan (H)  | 53  |
| W           | D1         | 83            | Northern Arizona (H)   | 70  |
| L           | D3         | 71            | Arkansas (A)           | 77  |
| W           | D6         | 87            | Tulsa (H)              | 81  |
| L           | D12        | 80            | Minnesota (A)          | 100 |
| W           | D15        | 80            | Loyola (A)             | 78  |
| W           | D20        | 94            | St. Gregory's (H)      | 72  |
| W           | D30        | 76            | Wichita St. (A)        | 73  |
| W           | J3         | 91            | UMKC* (A)              | 71  |
| W           | J5         | 75            | Southern Utah* (A)     | 64  |
| W           | J8         | 89            | Western Illinois* (H)  | 70  |
| W           | J10        | 87            | Valparaiso* (H) (OT)   | 81  |
| W           | J15        | 85            | Centenary* (H)         | 71  |
| L           | J17        | 66            | Chicago St.* (A)       | 74  |
| W           | J22        | 70            | Oakland* (A)           | 68  |
| L           | J24        | 105           | IUPUI* (A) (3OT)       | 108 |
| L           | J31        | 71            | UMKC* (H)              | 77  |
| L           | F5         | 96            | IUPUI* (H) (2OT)       | 104 |
| L           | F12        | 73            | Valparaiso* (A)        | 84  |
| W           | F14        | 74            | Western Illinois* (A)  | 66  |
| W           | F19        | 75            | Chicago St.* (H)       | 61  |
| W           | F21        | 84            | Oakland* (H)           | 75  |
| L           | F26        | 68            | Centenary* (A)         | 71  |
| W           | F28        | 84            | Southern Utah* (H)     | 73  |

**MID-CONTINENT CONFERENCE TOURNAMENT (KANSAS CITY, MO.)**

|   |    |    |          |    |
|---|----|----|----------|----|
| L | M7 | 73 | UMKC (N) | 86 |
|---|----|----|----------|----|

**2004-05 (25-8, 13-3 MID-CON)**

| NATIONAL INVITATION TOURNAMENT | HOME - 11-1 | AWAY - 11-5 | NEUTRAL - 3-2              |    |
|--------------------------------|-------------|-------------|----------------------------|----|
| W                              | N20         | 101         | Oklahoma Wesleyan (H)      | 60 |
| W                              | N24         | 70          | Northern Arizona (A)       | 69 |
| W                              | N27         | 55          | St. Louis (A)              | 54 |
| W                              | D1          | 48          | Loyola (H)                 | 44 |
| W                              | D5          | 70          | Tulsa (A)                  | 47 |
| W                              | D11         | 92          | Utah Valley St. (A)        | 89 |
| W                              | D14         | 78          | Northern Colorado (H)      | 57 |
| W                              | D20         | 81          | Georgetown (N)             | 63 |
| L                              | D22         | 54          | Hawaii (A)                 | 55 |
| L                              | D23         | 77          | UAB (N)                    | 84 |
| W                              | D28         | 113         | Utah Valley St. (H)        | 68 |
| L                              | D31         | 68          | Indiana (A)                | 69 |
| W                              | J4          | 73          | Southern Utah* (H)         | 67 |
| W                              | J8          | 75          | Valparaiso* (A)            | 68 |
| L                              | J10         | 83          | Western Illinois* (A)      | 85 |
| W                              | J15         | 88          | Centenary* (H)             | 65 |
| W                              | J20         | 94          | Oakland* (H)               | 89 |
| W                              | J22         | 79          | Chicago St.* (A)           | 76 |
| W                              | J27         | 86          | IUPUI* (H)                 | 72 |
| L                              | J29         | 74          | UMKC* (H)                  | 88 |
| W                              | J31         | 72          | Southern Utah* (A)         | 66 |
| W                              | F3          | 91          | Centenary* (A)             | 67 |
| W                              | F10         | 85          | Western Illinois* (H)      | 55 |
| W                              | F12         | 65          | Chicago St.* (H)           | 49 |
| W                              | F16         | 72          | Oakland* (A)               | 61 |
| W                              | F19         | 86          | Southwest Missouri St. (A) | 76 |
| L                              | F22         | 70          | UMKC* (A)                  | 77 |
| W                              | F26         | 79          | Valparaiso* (H)            | 65 |
| W                              | F28         | 79          | IUPUI* (A)                 | 72 |

**MID-CONTINENT CONFERENCE TOURNAMENT (TULSA, OKLA.)**

|   |    |    |                   |    |
|---|----|----|-------------------|----|
| W | M5 | 82 | Southern Utah (N) | 59 |
| W | M7 | 80 | IUPUI (N)         | 69 |
| L | M8 | 60 | Oakland (N)       | 61 |

**NATIONAL INVITATION TOURNAMENT (COLLEGE PARK, MD.)**

|   |     |    |              |    |
|---|-----|----|--------------|----|
| L | M16 | 72 | Maryland (A) | 85 |
|---|-----|----|--------------|----|

**2005-06 (21-12, 13-3 MID-CON)**

| NCAA TOURNAMENT | HOME - 10-2 | AWAY - 6-8 | NEUTRAL - 5-2           |    |
|-----------------|-------------|------------|-------------------------|----|
| W               | L19         | 67         | Utah St. (H) (OT)       | 72 |
| W               | N23         | 68         | USC (N)                 | 48 |
| L               | N25         | 70         | Marquette (N)           | 73 |
| W               | N26         | 62         | Monmouth (N)            | 54 |
| W               | N29         | 90         | St. Gregory's (H)       | 52 |
| W               | D3          | 68         | Tulsa (H)               | 52 |
| L               | D7          | 76         | Missouri St. (H)        | 88 |
| W               | D11         | 79         | Northern Colorado (A)   | 66 |
| L               | D15         | 74         | Louisiana-Lafayette (A) | 95 |
| L               | D20         | 64         | Utah St. (A)            | 65 |
| L               | D28         | 73         | Oklahoma (A)            | 81 |
| L               | D31         | 54         | Minnesota (A)           | 67 |
| W               | J2          | 74         | Chicago St.* (A)        | 65 |
| W               | J4          | 84         | Southern Utah* (A)      | 79 |
| W               | J7          | 83         | Western Illinois* (H)   | 66 |
| L               | J9          | 60         | Valparaiso* (A)         | 80 |
| W               | J14         | 86         | IUPUI* (H)              | 76 |
| W               | J19         | 74         | Oakland* (H)            | 63 |
| L               | J24         | 65         | Western Illinois* (A)   | 70 |
| W               | J26         | 74         | Centenary* (H)          | 53 |
| W               | J30         | 74         | UMKC* (A)               | 56 |
| W               | F2          | 89         | Southern Utah* (H)      | 57 |
| W               | F4          | 69         | Chicago St.* (H)        | 58 |
| W               | F9          | 90         | Oakland* (A)            | 53 |
| L               | F11         | 75         | IUPUI* (A)              | 80 |
| W               | F16         | 86         | UMKC* (H)               | 79 |
| L               | F18         | 74         | Montana (A)             | 88 |
| W               | F23         | 83         | Centenary* (A)          | 57 |
| W               | F25         | 87         | Valparaiso* (H)         | 78 |

**MID-CONTINENT CONFERENCE TOURNAMENT (TULSA, OKLA.)**

|   |    |    |                      |    |
|---|----|----|----------------------|----|
| W | M4 | 60 | Western Illinois (N) | 53 |
| W | M6 | 77 | Valparaiso* (A)      | 58 |
| W | M7 | 85 | Chicago St. (N)      | 72 |

**NCAA TOURNAMENT (DALLAS, TEXAS)**

|   |     |    |             |    |
|---|-----|----|-------------|----|
| L | M17 | 78 | Memphis (N) | 94 |
|---|-----|----|-------------|----|

**2006-07 (23-11, 12-2 MID-CON)**

| NCAA TOURNAMENT | HOME - 12-2 | AWAY - 6-8 | NEUTRAL - 5-1           |    |
|-----------------|-------------|------------|-------------------------|----|
| L               | N10         | 65         | Loyola Marymount (A)    | 68 |
| W               | N15         | 78         | (3) Kansas (A)          | 71 |
| W               | N21         | 54         | Louisiana-Lafayette (H) | 51 |
| W               | N25         | 91         | Panhandle St. (H)       | 41 |
| L               | N28         | 57         | Tulsa (A)               | 75 |
| L               | D2          | 59         | Akron (H)               | 61 |
| W               | D4          | 88         | Lamar (H)               | 63 |
| L               | D9          | 58         | Georgetown (A)          | 73 |
| L               | D16         | 72         | Chattanooga (A)         | 76 |
| W               | D19         | 69         | Montana (H)             | 58 |
| L               | D22         | 56         | Arkansas (A)            | 68 |
| W               | D28         | 76         | Seton Hall (N)          | 74 |
| L               | D29         |            |                         |    |

**2009-10 (20-13, 13-5)**

| HOME - 10-3   | AWAY - 8-8 | NEUTRAL - 2-2 |
|---|------------|---------------|
| L N13 56 at Wake Forest (A)                         | 76         |               |
| W N16 86 Northwestern Oklahoma St. (H)              | 50         |               |
| W N18 83 at Stanford (A)                            | 81         |               |
| L N21 55 Virginia (A)                               | 76         |               |
| L N24 65 vs. Sam Houston St. (N)                    | 51         |               |
| W N25 72 vs. Florida A&M (N)                        | 71         |               |
| L N30 68 UALR (A)                                   | 73         |               |
| W D3 68 UMKC* (H)                                   | 57         |               |
| W D5 68 Southern Utah* (H)                          | 53         |               |
| W D9 60 Missouri (H)                                | 59         |               |
| L D13 54 Indiana St. (A)                            | 60         |               |
| L D16 57 Louisville (A)                             | 94         |               |
| W D23 75 New Mexico (H)                             | 66         |               |
| L D31 70 South Dakota St.* (A)                      | 72         |               |
| W J2 65 North Dakota St.* (A)                       | 59         |               |
| L J7 64 Oakland* (H)                                | 67         |               |
| W J9 68 Fort Wayne* (H)                             | 55         |               |
| L J14 87 IUPUI* (A) (OT)                            | 90         |               |
| W J16 74 Western Illinois* (A)                      | 62         |               |
| L J20 52 Tulsa (H)                                  | 57         |               |
| W J23 87 Centenary* (A)                             | 56         |               |
| W J28 71 North Dakota St.* (H)                      | 57         |               |
| W J30 68 South Dakota St.* (H)                      | 63         |               |
| W F4 71 Fort Wayne* (A) (OT)                        | 78         |               |
| L F6 77 Oakland* (A)                                | 69         |               |
| L F11 62 Western Illinois* (H)                      | 64         |               |
| W F13 61 IUPUI* (H)                                 | 60         |               |
| W F16 76 Centenary* (H)                             | 56         |               |
| W F20 89 Austin Peay (A)                            | 80         |               |
| W F25 85 Southern Utah* (A)                         | 65         |               |
| W F27 89 UMKC* (A)                                  | 72         |               |
| <b>SUMMIT LEAGUE TOURNAMENT (SIOUX FALLS, S.D.)</b> |            |               |
| W M7 65 North Dakota St. (N) (OT)                   | 64         |               |
| L M8 65 IUPUI (N)                                   | 69         |               |

**2010-11 (19-16, 13-5)**

| HOME - 9-3  | AWAY - 7-10 | NEUTRAL - 3-3 |
|---|-------------|---------------|
| L N12 61 Missouri St. (A)                                       | 78          |               |
| L N16 68 Tulsa (A)  | 84          |               |
| L N20 69 Indiana St. (H)  | 73          |               |
| W N24 86 UALR (H)   | 60          |               |
| W N27 78 Utah (A)   | 70          |               |
| L N30 82 Texas Tech (A)   | 86          |               |
| W D2 71 Western Illinois* (A)                                   | 58          |               |
| W D4 63 IUPUI* (A)  | 61          |               |
| L D11 60 Oklahoma (A)   | 73          |               |
| L D16 62 Missouri (A)   | 81          |               |
| L D21 56 Miami (Fla.) (N)                                       | 69          |               |
| L D22 49 UALR (N)   | 52          |               |
| W D23 80 Rice (N)   | 78          |               |
| L D28 73 Fort Wayne* (H)  | 76          |               |
| L D30 77 Oakland* (H)   | 85          |               |
| L J3 80 Akron (A)   | 84          |               |
| L J6 74 North Dakota St.* (A)                                   | 80          |               |
| W J8 90 South Dakota St.* (A)                                   | 82          |               |
| W J13 87 Southern Utah* (H)                                     | 71          |               |
| W J15 69 UMKC* (H) (OT)   | 63          |               |
| W J22 78 Centenary* (H)   | 65          |               |
| L J27 85 Oakland* (A)   | 88          |               |
| L J29 77 Fort Wayne* (A)  | 80          |               |
| W F3 77 South Dakota St.* (H)                                   | 73          |               |
| W F5 81 North Dakota St.* (H)                                   | 73          |               |
| W F10 102 UMKC* (A)   | 81          |               |
| W F12 71 Southern Utah* (A)                                     | 69          |               |
| W F15 81 Centenary* (A)   | 61          |               |
| W F19 79 Pacific (H)  | 63          |               |
| W F24 92 IUPUI* (H)   | 74          |               |
| W F26 69 Western Illinois* (H)                                  | 57          |               |
| <b>SUMMIT LEAGUE TOURNAMENT (SIOUX FALLS, S.D.)</b>             |             |               |
| W M5 72 North Dakota St. (N)                                    | 65          |               |
| W M7 83 IUPUI (N)   | 77          |               |
| L M8 76 Oakland (N)   | 90          |               |
| <b>COLLEGEINSIDER.COM POSTSEASON TOURNAMENT (DALLAS, TEXAS)</b> |             |               |
| L M16 57 at SMU (A) (OT)  | 64          |               |

**2011-12 (27-7, 17-1)**

| HOME - 15-1                        | AWAY - 10-4 | NEUTRAL - 2-2 |
|------------------------------------|-------------|---------------|
| L N11 71 West Virginia (A)         | 78          |               |
| L N15 77 UTSA (N)                  | 78          |               |
| W N16 80 Arkansas-Pine Bluff (N)   | 44          |               |
| W N19 71 Austin Peay (H)           | 59          |               |
| W N21 62 SMU (H)                   | 56          |               |
| W N22 73 Florida International (H) | 65          |               |
| W N30 68 Missouri St. (H)          | 63          |               |
| W D3 61 Southern Utah* (H)         | 55          |               |
| L D8 59 Oklahoma (A)               | 73          |               |
| W D12 58 UALR (A)                  | 55          |               |
| L D14 61 Gonzaga (A)               | 67          |               |
| W D18 64 (B) Xavier (A)            | 42          |               |
| W D22 72 Texas Tech (H)            | 56          |               |
| W D28 72 UMKC* (A)                 | 65          |               |
| W D30 79 South Dakota* (A)         | 67          |               |

|  |    |  |
|--|----|--|
| W J3 89 Oakland* (A)                                 | 80 |  |
| W J5 89 North Dakota St.* (H)                        | 80 |  |
| W J7 97 South Dakota St.* (H)                        | 75 |  |
| W J12 71 Western Illinois* (A) (2OT)                 | 70 |  |
| W J14 81 IUPUI* (A)                                  | 71 |  |
| W J19 65 Fort Wayne* (H)                             | 54 |  |
| W J21 93 Oakland* (H)                                | 86 |  |
| W J26 97 South Dakota* (H)                           | 64 |  |
| W J28 77 UMKC* (H)                                   | 67 |  |
| L F2 60 South Dakota St.* (A)                        | 75 |  |
| W F4 85 North Dakota St.* (A)                        | 76 |  |
| W F9 76 IUPUI* (H) (OT)                              | 74 |  |
| W F11 61 Western Illinois* (H)                       | 51 |  |
| W F15 75 Fort Wayne* (A)                             | 71 |  |
| W F18 67 Akron (H)                                   | 61 |  |
| W F25 73 Southern Utah (A)                           | 71 |  |
| <b>SUMMIT LEAGUE TOURNAMENT (SIOUX FALLS, S.D.)</b>  |    |  |
| W M3 71 Fort Wayne (N)                               | 67 |  |
| L M5 53 Western Illinois (N)                         | 54 |  |
| <b>NATIONAL INVITATION TOURNAMENT (TULSA, OKLA.)</b> |    |  |
| L M14 59 Nevada (H)                                  | 68 |  |

**2012-13 (20-15, 13-5)**

| HOME - 10-4                            | AWAY - 9-8 | NEUTRAL - 1-3 |
|--|------------|---------------|
| L N9 49 UTEP (A)                       | 69         |               |
| W N14 90 St. Gregory's (H)             | 41         |               |
| W N19 69 Pacific (A)                   | 67         |               |
| W N22 75 Loyola Marymount (N)          | 66         |               |
| L N23 58 Charlotte (N)                 | 72         |               |
| L N24 67 Belmont (N)                   | 70         |               |
| L N28 62 Oklahoma (H)                  | 63         |               |
| W D1 72 Missouri St. (A)               | 52         |               |
| W D5 86 Texas St. (A)                  | 77         |               |
| L D18 64 (4) Arizona (A)               | 89         |               |
| L D22 68 Tulsa (H)                     | 72         |               |
| L D28 57 Memphis (A)                   | 72         |               |
| W J3 86 Southeastern Louisiana* (A)    | 72         |               |
| W J5 76 Nicholls St.* (A)              | 63         |               |
| W J10 80 Northwestern St.* (H)         | 74         |               |
| L J12 50 Stephen F. Austin* (H)        | 61         |               |
| W J17 64 Texas A&M-Corpus Christi* (A) | 52         |               |
| W J19 65 Sam Houston St.* (A) (OT)     | 61         |               |
| W J24 91 Lamar* (H)                    | 74         |               |
| W J26 75 McNeese St.* (H)              | 54         |               |
| W J31 90 Nicholls St.* (H)             | 78         |               |
| W F2 65 Southeastern Louisiana* (H)    | 59         |               |
| L F7 73 Northwestern St.* (A)          | 85         |               |
| L F9 67 Stephen F. Austin* (A)         | 77         |               |
| W F14 74 Sam Houston St.* (H)          | 64         |               |
| W F16 56 Texas A&M-Corpus Christi* (H) | 51         |               |
| W F19 94 Central Arkansas* (H)         | 65         |               |
| L F23 66 Weber St. (H)                 | 70         |               |
| L F28 54 McNeese St.* (A)              | 56         |               |
| W M2 68 Lamar* (A)                     | 50         |               |
| L M9 84 Central Arkansas* (A) (OT)     | 86         |               |

**SOUTHLAND CONFERENCE TOURNAMENT (KATY, TEXAS)**

|   |    |  |
|---|----|--|
| L M14 55 Sam Houston St. (N)                    | 58 |  |
| <b>COLLEGEINSIDER.COM POSTSEASON TOURNAMENT</b> |    |  |
| W M20 84 UT Arlington (A)                       | 76 |  |
| W M25 76 UC Irvine (H)                          | 62 |  |
| L M27 74 Weber St. (A)                          | 83 |  |

**2013-14 (17-16, 10-8)**

| HOME - 9-4                                  | AWAY - 5-11 | NEUTRAL - 3-1 |
|---|-------------|---------------|
| W N10 74 Tulsa (A)                          | 68          |               |
| L N13 63 Kansas St. (A)                     | 71          |               |
| W N16 82 Texas St. (H)                      | 65          |               |
| L N21 55 Saint Louis (A)                    | 72          |               |
| L N23 67 (12) Wisconsin (A)                 | 76          |               |
| W N26 67 Georgia Southern (N)               | 65          |               |
| W N27 63 Bowling Green (N)                  | 56          |               |
| W D3 74 Cameron (H)                         | 64          |               |
| L D7 58 (11) Wichita St. (A)                | 71          |               |
| L D13 67 Missouri St. (H)                   | 70          |               |
| L D16 64 Akron (A)                          | 74          |               |
| W D21 69 Dallas Baptist (H)                 | 55          |               |
| L D30 55 (9) Baylor (A)                     | 81          |               |
| W J2 88 Houston Baptist* (H)                | 55          |               |
| L J4 64 Texas A&M-Corpus Christi* (H)       | 71          |               |
| W J11 93 Central Arkansas* (H)              | 80          |               |
| W J16 82 Abilene Christian* (A)             | 59          |               |
| W J18 79 Incarnate Word* (A)                | 77          |               |
| L J23 69 Stephen F. Austin* (H)             | 72          |               |
| L J25 83 Northwestern St.* (H)              | 87          |               |
| L J30 72 Nicholls St.* (A) (OT)             | 73          |               |
| L F1 68 McNeese St.* (A)                    | 79          |               |
| W F6 79 New Orleans* (H)                    | 59          |               |
| W F8 71 Southeastern Louisiana* (H)         | 54          |               |
| W F13 80 Houston Baptist* (A)               | 66          |               |
| L F15 72 Texas A&M-Corpus Christi* (A) (OT) | 74          |               |
| L F22 63 Central Arkansas* (A)              | 50          |               |
| L F27 75 Lamar* (H)                         | 67          |               |
| W M1 80 Sam Houston St.* (H)                | 73          |               |
| L M6 72 Stephen F. Austin* (A)              | 83          |               |
| L M8 82 Northwestern St.* (A)               | 88          |               |

**SOUTHLAND CONFERENCE TOURNAMENT (KATY, TEXAS)**

|                              |    |  |
|------------------------------|----|--|
| W M12 66 McNeese St. (N)     | 62 |  |
| L M13 61 Sam Houston St. (N) | 70 |  |

**2014-15 (19-15 10-6)**

| HOME - 12-2   | AWAY - 5-11 | NEUTRAL - 2-2 |
|---|-------------|---------------|
| W N15 77 Tulsa (H)                                  | 68          |               |
| L N19 64 Missouri (A)                               | 78          |               |
| L N21 42 Oregon St. (A)                             | 55          |               |
| L N25 52 Louisiana (N)                              | 76          |               |
| W N26 69 Milwaukee (N)                              | 66          |               |
| L D1 61 Weber St. (A)                               | 62          |               |
| W D13 86 New Mexico St. (H)                         | 83          |               |
| W D15 80 Missouri St. (H)                           | 61          |               |
| L D16 53 (15) Oklahoma (A)                          | 85          |               |
| L D20 63 Memphis (A)                                | 78          |               |
| L D22 45 Missouri St. (A)                           | 52          |               |
| W D28 94 Haskell (H)                                | 42          |               |
| W D30 77 Detroit (A) (OT)                           | 73          |               |
| L J2 66 North Dakota St.* (A)                       | 72          |               |
| W J7 69 IUPUI* (H) (OT)                             | 67          |               |
| W J10 66 Western Illinois* (A)                      | 51          |               |
| W J14 102 Omaha* (H)                                | 86          |               |
| W J17 62 Fort Wayne* (H)                            | 86          |               |
| L J2 66 Denver* (A)                                 | 73          |               |
| L J24 72 South Dakota St.* (H)                      | 56          |               |
| W J27 94 Tabor (H)                                  | 73          |               |
| W J31 73 South Dakota* (A)                          | 72          |               |
| W F5 78 IUPUI* (A)                                  | 68          |               |
| L F7 69 Fort Wayne* (A)                             | 75          |               |
| W F12 77 Western Illinois* (H)                      | 67          |               |
| L F14 70 South Dakota* (H)                          | 83          |               |
| W F19 81 Omaha* (A)                                 | 78          |               |
| L F21 52 South Dakota St.* (A)                      | 81          |               |
| W F26 74 North Dakota St.* (H)                      | 58          |               |
| W F28 60 Denver* (H)                                | 57          |               |
| <b>SUMMIT LEAGUE TOURNAMENT (SIOUX FALLS, S.D.)</b> |             |               |
| W M8 58 IUPUI (N)                                   | 56          |               |
| L M9 56 North Dakota St. (N)                        | 60          |               |
| <b>COLLEGE BASKETBALL INVITATIONAL</b>              |             |               |
| W M18 91 UC-Santa Barbara (H)                       | 87          |               |
| L M23 78 Loyola (A)                                 | 86          |               |

**2015-16 (14-17, 6-10)**

| HOME - 8-4  | AWAY - 4-12 | NEUTRAL - 2-1 |
|---|-------------|---------------|
| W N13 80 Missouri St. (H)                           | 65          |               |
| L N16 66 South Carolina (A)                         | 84          |               |
| W N20 70 UT Martin (N)                              | 66          |               |
| W N21 74 James Madison (A)                          | 64          |               |
| W N22 76 Florida International (N)                  | 70          |               |
| W N25 112 Tabor (H)                                 | 80          |               |
| W N28 100 Detroit (H)                               | 95          |               |
| L D1 75 New Mexico (A)                              | 91          |               |
| W D5 70 Tulsa (A)                                   | 68          |               |
| W D9 88 John Brown (H)                              | 53          |               |
| L D12 73 Oklahoma (A)                               | 96          |               |
| L D16 66 Missouri St. (A)                           | 85          |               |
| L D19 77 LSU (A)                                    | 100         |               |
| L D21 61 New Mexico St. (A)                         | 76          |               |
| L D30 84 Fort Wayne* (A)                            | 90          |               |
| L J3 84 South Dakota* (H)                           | 94          |               |
| L J6 75 Denver* (A)                                 | 78          |               |
| W J9 66 North Dakota St.* (H)                       | 65          |               |
| W J14 80 IUPUI* (A)                                 | 71          |               |
| W J16 77 Western Illinois* (A)                      | 68          |               |
| L J21 74 South Dakota St.* (H)                      | 86          |               |
| L J23 79 Omaha* (H)                                 | 85          |               |
| L J28 63 Fort Wayne* (H)                            | 68          |               |
| L F4 63 North Dakota St.* (A)                       | 67          |               |
| L F6 79 South Dakota* (A)                           | 91          |               |
| W F11 77 IUPUI* (H)                                 | 56          |               |
| W F13 72 Western Illinois* (H)                      | 66          |               |
| W F19 62 Denver* (H)                                | 58          |               |
| L F25 98 Omaha* (A)                                 | 102         |               |
| L F27 65 South Dakota St.* (A)                      | 73          |               |
| <b>SUMMIT LEAGUE TOURNAMENT (SIOUX FALLS, S.D.)</b> |             |               |
| L M5 70 South Dakota St.* (N)                       | 73          |               |

**2016-17 (8-22, 4-12)**

| HOME - 7-6                  | AWAY - 1-13 | NEUTRAL - 0-3 |
|-----------------------------|-------------|---------------|
| L N11 61 Baylor (A)         | 76          |               |
| W N14 87 Rogers St. (H)     | 96          |               |
| L N18 88 Ole Miss (N)       | 75          |               |
| L N19 53 Loyola (N)         | 78          |               |
| L N21 47 Montana (N)        | 68          |               |
| L N28 65 Tulsa (H)          | 79          |               |
| L D1 64 Oakland (A)         | 92          |               |
| L D3 76 Michigan St. (A)    | 90          |               |
| L D7 66 Oklahoma (A)        | 93          |               |
| W D10 95 John Brown (H)     | 62          |               |
| L D14 76 Missouri St. (A)   | 86          |               |
| L D17 65 (10) Creighton (A) | 66          |               |
| W D19 63 Little Rock (H)    | 48          |               |
| W D23 87 Richmond (H)       | 72          |               |
| L D28 73 Denver* (A)        | 77          |               |

|                                |     |  |
|--------------------------------|-----|--|
| L D31 91 Fort Wayne* (A)       | 102 |  |
| L J7 71 Western Illinois* (A)  | 86  |  |
| W J12 94 South Dakota St.* (H) | 88  |  |
| L J14 85 IUPUI* (H)            | 91  |  |
| W J18 90 South Dakota* (H)     | 80  |  |
| W J21 103 Omaha* (H)           | 86  |  |
| L J25 71 North Dakota St.* (A) | 81  |  |
| L J28 83 Fort Wayne* (H)       | 87  |  |
| L J31 69 Denver* (H)           | 93  |  |
| L F4 67 South Dakota St.* (A)  | 74  |  |
| L F8 60 Western Illinois* (H)  | 63  |  |
| W F11 74 IUPUI* (A)            | 68  |  |
| L F16 76 Omaha* (A)            | 83  |  |
| L F18 72 South Dakota* (A)     | 86  |  |
| L F22 80 North Dakota St.* (H) | 82  |  |



**PAUL MILLS**  
2017-2023  
CAREER RECORD: 106-84 (.558)

**2017-18 (11-21, 5-9)**

| HOME - 8-5  | AWAY - 3-13 | NEUTRAL - 0-3 |
|---|-------------|---------------|
| W N10 86 Avila (H)                                  | 72          |               |
| L N13 71 Tulsa (A)                                  | 90          |               |
| L N16 48 Oklahoma St. (A)                           | 91          |               |
| L N20 64 Montana (N)                                | 69          |               |
| L N21 76 Pepperdine (A)                             | 80          |               |
| L N24 48 Penn St. (A)                               | 86          |               |
| L N27 86 Oakland (H)                                | 93          |               |
| L N29 68 Kansas St. (A)                             | 77          |               |
| W D2 74 Little Rock (A)                             | 66          |               |
| L D5 66 UNLV (N)                                    | 92          |               |
| L D8 60 Southern Naz. (H)                           | 68          |               |
| W D10 73 Missouri St. (H)                           | 66          |               |
| W D16 83 FGCU (A)                                   | 64          |               |
| L D19 69 Arkansas (A)                               | 104         |               |
| L D21 63 Minnesota (A)                              | 77          |               |
| W D30 93 Omaha* (H)                                 | 74          |               |
| W J4 76 Fort Wayne* (H)                             | 60          |               |
| W J6 81 Western Ill.* (H)                           | 66          |               |
| L J11 75 South Dakota St.* (A)                      | 78          |               |
| L J13 64 North Dakota St.* (A)                      | 82          |               |
| L J17 70 South Dakota* (A)                          | 82          |               |
| L J20 74 Denver* (H)                                | 73          |               |
| W J23 93 E. Texas Baptist* (H)                      | 66          |               |
| W J27 105 Neb. Christian* (H)                       | 74          |               |
| L F1 75 Fort Wayne* (A)                             | 85          |               |
| L F3 56 Western Ill.* (A)                           | 82          |               |
| W F8 67 North Dakota St.* (H)                       | 66          |               |
| L F10 75 South Dakota St.* (H)                      | 85          |               |
| L F14 67 South Dakota* (H)                          | 85          |               |
| L F18 65 Denver* (A)                                | 66          |               |
| W F22 83 Omaha* (A)                                 | 75          |               |
| <b>SUMMIT LEAGUE TOURNAMENT (SIOUX FALLS, S.D.)</b> |             |               |
| L M4 88 Denver* (N)                                 | 90          |               |

**2018-19 (11-21, 7-9)**

| HOME - 7-6                      | AWAY - 3-13 | NEUTRAL - 1-2 |
|---------------------------------|-------------|---------------|
| L N6 50 Missouri St. (A)        | 84          |               |
| W N9 79 Southwestern (H)        | 62          |               |
| L N11 62 TCU (A)                | 79          |               |
| L N13 69 California Baptist (H) | 70          |               |
| L N15 65 BYU (A)                | 85          |               |
| W N19 109 Ecclesia (H)          | 72          |               |
| L N23 66 Northern Illinois (N)  | 87          |               |
| L N24 76 Oakland (A)            | 87          |               |
| W N25 78 James Madison (N)      | 69          |               |
| L D2 67 SMU (A)                 | 79          |               |
| L D5 76 FGCU (H)                | 96          |               |
| L D7 64 Missouri (A)            | 80          |               |
| W D15 59 Richmond (A)           | 52          |               |
| L D19 63 Wichita St. (A)        | 84          |               |
| L D22 59 Tulsa (H)              | 69          | </            |

**2019-20 (17-14, 9-7)**
**CIT INVITE (CANCELED - COVID-19)**

| HOME - 13-1   | AWAY - 3-12 | NEUTRAL - 1-1 |
|---|-------------|---------------|
| L N6 75 Oklahoma St. (A)                            |             | 80            |
| W N8 95 Houston Baptist (H)                         |             | 81            |
| L N12 67 Tulsa (A)                                  |             | 74            |
| L N15 74 Iowa (A)                                   |             | 87            |
| W N19 73 Rogers St. (H)                             |             | 60            |
| L N23 59 Wichita St. (A)                            |             | 68            |
| W N25 99 Southwestern Christian (H)                 |             | 45            |
| L D3 60 Creighton (A)                               |             | 72            |
| W D8 95 Haskell (H)                                 |             | 55            |
| W D14 69 Central Oklahoma (H)                       |             | 57            |
| W D17 97 Chicago St. (A)                            |             | 59            |
| W D21 82 Missouri St. (H)                           |             | 72            |
| L D28 73 BYU (A)                                    |             | 79            |
| L J2 79 South Dakota St.* (A)                       |             | 96            |
| L J4 67 Omaha* (A)                                  |             | 74            |
| W J9 79 North Dakota St.* (H)                       |             | 73            |
| W J11 88 North Dakota* (H)                          |             | 73            |
| W J16 87 Western Illinois* (A)                      |             | 70            |
| W J18 92 Purdue Fort Wayne* (A)                     |             | 68            |
| L J25 80 South Dakota* (A)                          |             | 91            |
| L J29 61 South Dakota St.* (H)                      |             | 76            |
| W F1 86 Denver* (H)                                 |             | 77            |
| L F6 68 North Dakota* (A)                           |             | 74            |
| L F8 76 North Dakota St.* (A)                       |             | 83            |
| W F12 81 Omaha* (H)                                 |             | 78            |
| W F15 94 South Dakota* (H)                          |             | 80            |
| L F20 96 Denver* (A)                                |             | 100           |
| W F27 113 Western Illinois* (H)                     |             | 70            |
| W F29 72 Purdue Fort Wayne* (H)                     |             | 66            |
| <b>SUMMIT LEAGUE TOURNAMENT (SIOUX FALLS, S.D.)</b> |             |               |
| W M8 79 Omaha (N)                                   |             | 52            |
| L M9 69 North Dakota St. (N)                        |             | 75            |

**2020-21 (18-11, 10-5)**
**NCAA SWEET 16**

| HOME - 8-3  | AWAY - 5-7 | NEUTRAL - 5-1 |
|---|------------|---------------|
| L N25 64 Oklahoma St. (A)                           |            | 91            |
| W N28 93 Rogers St. (H)                             |            | 63            |
| L D2 80 Wichita St. (A)                             |            | 85            |
| L D8 78 Oklahoma St. (A)                            |            | 83            |
| W D12 111 Southwestern Christian (H)                |            | 58            |
| W D15 96 Bacone (H)                                 |            | 65            |
| L D16 65 Oklahoma (A)                               |            | 79            |
| L D20 76 Arkansas (A)                               |            | 87            |
| W J2 95 Omaha* (A)                                  |            | 83            |
| W J3 86 Omaha* (A)                                  |            | 75            |
| L J8 71 North Dakota* (H)                           |            | 72            |
| W J9 74 North Dakota* (H)                           |            | 57            |
| W J15 88 Denver* (A)                                |            | 84            |
| W J16 91 Denver* (A)                                |            | 82            |
| W J23 60 Kansas City* (H)                           |            | 58            |
| L J24 76 Kansas City* (H)                           |            | 81            |
| L F5 54 North Dakota St.* (A)                       |            | 61            |
| W F6 80 North Dakota St.* (A)                       |            | 74            |
| W F13 103 South Dakota St.* (H)                     |            | 86            |
| L F14 80 South Dakota St.* (H)                      |            | 95            |
| L F20 84 South Dakota* (A)                          |            | 86            |
| W F27 85 Western Illinois* (H)                      |            | 81            |
| W F28 95 Western Illinois* (H)                      |            | 59            |
| <b>SUMMIT LEAGUE TOURNAMENT (SIOUX FALLS, S.D.)</b> |            |               |
| W M7 76 North Dakota (N)                            |            | 65            |
| W M8 90 South Dakota St. (N)                        |            | 88            |
| W M9 75 North Dakota St. (N)                        |            | 72            |
| <b>NCAA TOURNAMENT (INDIANAPOLIS, IND.)</b>         |            |               |
| W M19 75 #2 Ohio St. (N)                            |            | 72            |
| W M21 81 #7 Florida (N)                             |            | 78            |
| L M27 70 #3 Arkansas (N)                            |            | 72            |

**2021-22 (19-12, 12-6)**

| HOME - 10-5                  | AWAY - 8-6 | NEUTRAL - 1-1 |
|------------------------------|------------|---------------|
| L N9 at RV Colorado State    |            | 80-109        |
| W N12 Southwestern Christian |            | 121-50        |
| W N18 Haskell                |            | 89-46         |
| L N20 at Central Arkansas    |            | 67-70         |
| W N23 Rogers State           |            | 91-31         |
| L N26 Oklahoma State         |            | 77-78 (OT)    |
| W N29 Tulsa                  |            | 87-80         |
| L D2 at TCU                  |            | 63-71         |
| W D4 at Houston Baptist      |            | 85-67         |
| L D11 at Missouri State      |            | 60-69         |
| W D16 UT Arlington           |            | 71-62         |
| W D20 at South Dakota*       |            | 82-73         |
| L D22 at South Dakota State* |            | 76-82         |
| W D30 Denver*                |            | 83-66         |
| W J1 Omaha*                  |            | 107-62        |
| W J6 at St. Thomas*          |            | 81-66         |
| W J8 at Western Illinois*    |            | 87-86         |
| W J15 at Kansas City*        |            | 84-72         |
| W J20 North Dakota*          |            | 80-76         |
| L J22 North Dakota State*    |            | 71-72         |
| W J27 at Omaha*              |            | 100-88        |
| W J29 at Denver*             |            | 89-80         |
| L F3 Western Illinois*       |            | 85-90         |
| W F5 St. Thomas*             |            | 88-66         |

|   |  |              |
|---|--|--------------|
| W F12 Kansas City*                                  |  | 91-86        |
| L F17 at North Dakota State*                        |  | 59-77        |
| W F19 at North Dakota*                              |  | 87-73        |
| L F24 South Dakota State*                           |  | 102-106 (OT) |
| L F26 South Dakota*                                 |  | 87-92        |
| <b>SUMMIT LEAGUE TOURNAMENT (SIOUX FALLS, S.D.)</b> |  |              |
| W M6 Western Illinois (N)                           |  | 80-68        |
| L M7 North Dakota State (N)                         |  | 72-92        |

**2022-23 (30-5, 18-0)**
**NCAA FIRST ROUND**

| HOME - 16-0   | AWAY - 11-4 | NEUTRAL - 3-1 |
|---|-------------|---------------|
| L N7 70 Saint Mary's (A)                            |             | 78            |
| W N11 95 John Brown (H)                             |             | 62            |
| L N14 45 #3 Houston (A)                             |             | 83            |
| W N15 82 Texas Southern (A)                         |             | 64            |
| W N19 98 Oklahoma Baptist (H)                       |             | 86            |
| L N22 85 (RV) Utah State (A)                        |             | 95            |
| W N29 116 Ozark Christian (H)                       |             | 68            |
| W D3 77 Tulsa (A)                                   |             | 66            |
| W D10 111 Central Arkansas (H)                      |             | 78            |
| W D12 84 Liberty (H)                                |             | 70            |
| W D16 80 Missouri State (H)                         |             | 77            |
| W D19 79 South Dakota St.* (H)                      |             | 40            |
| W D29 92 Omaha* (A)                                 |             | 89            |
| W D31 80 Denver* (A)                                |             | 62            |
| W J7 74 Kansas City* (H)                            |             | 71            |
| L J9 75 (RV) New Mexico (A)                         |             | 82            |
| W J12 87 Western Illinois* (H)                      |             | 63            |
| W J14 81 St. Thomas* (H)                            |             | 69            |
| W J19 92 North Dakota St.* (A)                      |             | 69            |
| W J21 84 North Dakota* (A)                          |             | 72            |
| W J26 102 Denver* (H)                               |             | 61            |
| W J28 73 Omaha* (H)                                 |             | 64            |
| W J30 103 South Dakota* (H)                         |             | 53            |
| W F4 85 Kansas City* (A)                            |             | 57            |
| W F9 95 St. Thomas* (A)                             |             | 88            |
| W F11 82 Western Illinois* (A)                      |             | 73            |
| W F16 73 North Dakota* (H)                          |             | 70            |
| W F18 74 North Dakota St.* (H)                      |             | 66            |
| W F23 82 South Dakota* (A)                          |             | 70            |
| W F25 69 South Dakota St.* (A)                      |             | 65            |
| <b>SUMMIT LEAGUE TOURNAMENT (SIOUX FALLS, S.D.)</b> |             |               |
| W M4 96 North Dakota (N)                            |             | 80            |
| W M6 70 St. Thomas (N)                              |             | 65            |
| W M7 92 North Dakota St. (N)                        |             | 58            |
| <b>NCAA TOURNAMENT (INDIANAPOLIS, IND.)</b>         |             |               |
| L M16 51 #5 Duke (N)                                |             | 74            |



**RUSSELL SPRINGMANN**  
2023-PRES.  
CAREER RECORD: 12-19 (.387)

**2023-24 (12-19, 5-11)**

| HOME - 9-5  | AWAY - 2-13 | NEUTRAL - 1-1 |
|---|-------------|---------------|
| L N6 71 UT Arlington (A)                            |             | 75            |
| W N10 74 MACU (H)                                   |             | 69            |
| L N13 69 Missouri State (A)                         |             | 84            |
| L N17 66 #13 Texas A&M (A)                          |             | 74            |
| W N21 65 Texas Southern (H)                         |             | 63            |
| L N28 78 Kansas State (A)                           |             | 88            |
| W D2 79 Tulsa (H)                                   |             | 70            |
| W D9 110 Ozark Christian (H)                        |             | 51            |
| L D12 76 Texas Tech (A)                             |             | 82            |
| L D17 60 Oklahoma State (A)                         |             | 81            |
| W D19 71 John Brown (H)                             |             | 59            |
| L D29 60 Kansas City* (A)                           |             | 77            |
| W D31 89 Denver* (A)                                |             | 86            |
| W J3 82 Montana State (A)                           |             | 76            |
| L J6 78 Weber State (H)                             |             | 83            |
| W J11 84 South Dakota* (H)                          |             | 66            |
| L J13 76 St. Thomas* (H)                            |             | 87            |
| L J18 77 North Dakota* (A)                          |             | 87            |
| L J20 67 North Dakota St.* (A)                      |             | 72            |
| W J25 74 Omaha* (H)                                 |             | 67            |
| W J27 87 South Dakota St.* (H)                      |             | 82            |
| W F3 82 Denver* (H)                                 |             | 76            |
| L F8 63 St. Thomas* (A)                             |             | 85            |
| L F10 72 South Dakota St.* (A)                      |             | 83            |
| L F15 60 North Dakota St.* (H)                      |             | 73            |
| L F17 65 North Dakota* (H)                          |             | 78            |
| L F22 70 Omaha* (A)                                 |             | 71            |
| L F24 76 South Dakota* (A)                          |             | 77            |
| L M3 54 Kansas City* (H)                            |             | 71            |
| <b>SUMMIT LEAGUE TOURNAMENT (SIOUX FALLS, S.D.)</b> |             |               |
| W M8 77 South Dakota (N)                            |             | 62            |
| L M9 63 South Dakota St. (N)                        |             | 79            |

**ABILENE CHRISTIAN**  
**ORU'S RECORD: 3-0**  
**H: 2-0 A: 1-0 N: 0-0**  
 Dec. 4, 1976 (H) W 88-63  
 Jan. 5, 1984 (H) W 105-80  
 Jan. 16, 2014 (A) W 82-59

**AKRON**  
**ORU'S RECORD: 1-5**  
**H: 1-2 A: 0-3 N: 0-0**  
 Jan. 14, 1989 (H) L 84-88  
 Feb. 22, 1989 (A) L 72-91  
 Dec. 2, 2006 (H) L 59-61  
 Jan. 3, 2011 (A) L 80-84  
 Feb. 18, 2012 (H) W 67-61\*  
 Dec. 16, 2013 (A) L 64-74  
 \*ESPN BracketBuster, Tulsa, Okla.

**ALABAMA**  
**ORU'S RECORD: 1-0**  
**H: 0-0 A: 0-0 N: 0-0**  
 Dec. 2, 1988 (N) W 91-86\*  
 \*Jacksonville, Fla.

**ALABAMA-BIRMINGHAM**  
**ORU'S RECORD: 0-1**  
**H: 0-0 A: 0-0 N: 0-1**  
 Dec. 23, 2004 (N) L 77-84\*  
 \*Rainbow Classic, Honolulu, Hawaii

**ALABAMA STATE**  
**ORU'S RECORD: 2-1**  
**H: 2-1 A: 0-0 N: 0-0**  
 Jan. 4, 1986 (H) W 96-64  
 Jan. 3, 1987 (H) W 87-78  
 Dec. 12, 1987 (H) L 78-84

**ALCORN STATE**  
**ORU'S RECORD: 3-0**  
**H: 1-0 A: 2-0 N: 0-0**  
 Nov. 30, 1987 (H) W 101-93  
 Feb. 5, 1997 (A) W 82-65  
 Feb. 26, 1997 (A) W 78-50

**APPALACHIAN STATE**  
**ORU'S RECORD: 2-0**  
**H: 1-0 A: 0-0 N: 1-0**  
 Dec. 3, 1994 (H) W 73-68\*  
 Nov. 20, 1999 (N) W 78-68#  
 \*Bank IV Classic, Tulsa, Okla.  
 #America's Youth Classic, Stillwater, Okla.

**ARIZONA**  
**ORU'S RECORD: 0-1**  
**H: 0-0 A: 0-1 N: 0-0**  
 Dec. 18, 2012 (A) L 64-89

**ARIZONA STATE**  
**ORU'S RECORD: 0-1**  
**H: 0-0 A: 0-0 N: 0-1**  
 Dec. 27, 1977 (N) L 66-82\*  
 \*All-College Classic, Oklahoma City, Okla.

**ARKANSAS**  
**ORU'S RECORD: 2-12**  
**H: 2-1 A: 0-10 N: 0-1**  
 Dec. 22, 1984 (A) L 57-64  
 Dec. 28, 1985 (H) L 51-54  
 Feb. 18, 1987 (A) L 75-95  
 Jan. 27, 1996 (A) L 65-66  
 Nov. 27, 1996 (H) W 86-81  
 Nov. 25, 1997 (A) L 75-81  
 Nov. 18, 2001 (A) L 57-71  
 Nov. 26, 2002 (H) W 76-64  
 Dec. 3, 2003 (A) L 71-77  
 Dec. 22, 2006 (A) L 56-68  
 Dec. 1, 2007 (A) L 51-62  
 Dec. 19, 2017 (A) L 69-104  
 Dec. 20, 2020 (A) L 76-87  
 Mar. 27, 2021 (N) L 70-72\*  
 \*NCAA Sweet 16, Indianapolis, Ind.

**ARKANSAS-PINE BLUFF**  
**ORU'S RECORD: 7-0**  
**H: 4-0 A: 2-0 N: 1-0**  
 Jan. 11, 1990 (H) W 102-80  
 Feb. 3, 1990 (A) W 90-69  
 Jan. 26, 1991 (H) W 109-82  
 Feb. 7, 1991 (A) W 92-87  
 Feb. 15, 1992 (H) W 100-89  
 Feb. 8, 1993 (H) W 83-79  
 Nov. 16, 2011 (N) W 80-44\*  
 \*NIT Tip-Off, Stillwater, Okla.

**ARKANSAS STATE**  
**ORU'S RECORD: 3-5**  
**H: 1-2 A: 2-3 N: 0-0**  
 Dec. 2, 1967 (A) W 69-67  
 Jan. 9, 1988 (H) L 61-84  
 Jan. 16, 1988 (A) L 72-76  
 Jan. 7, 1989 (A) L 57-70  
 Feb. 7, 1989 (H) W (OT) 83-82  
 Dec. 7, 1990 (A) L 67-80  
 Nov. 18, 1998 (A) W 71-66

Dec. 22, 1998 (H) L 72-74

**ARKANSAS TECH**  
**ORU'S RECORD: 3-0**  
**H: 1-0 A: 2-0 N: 0-0**  
 Nov. 18, 1967 (A) W 91-70  
 Nov. 27, 1989 (A) W 126-116  
 Jan. 5, 1990 (H) W 92-66

**AUBURN**  
**ORU'S RECORD: 1-1**  
**H: 1-0 A: 0-1 N: 0-0**  
 Feb. 13, 1978 (A) L 78-82  
 Jan. 8, 1979 (H) W 63-62

**AUSTIN PEAY**  
**ORU'S RECORD: 3-2**  
**H: 2-1 A: 1-0 N: 0-1**  
 Dec. 15, 1976 (H) L 76-80  
 Dec. 30, 1977 (N) L 73-80\*  
 Feb. 22, 1978 (H) W (OT) 70-66  
 Feb. 20, 2010 (A) W 89-80#  
 Nov. 11, 2011 (H) W 71-59  
 \*All-College Classic, Oklahoma City, Okla.  
 #ESPN BracketBuster, Clarksville, Tenn.

**AVILA**  
**ORU'S RECORD: 1-0**  
**H: 1-0 A: 0-0 N: 0-0**  
 Nov. 10, 2017 (H) W 86-72

**BACONE**  
**ORU'S RECORD: 1-0**  
**H: 1-0 A: 0-0 N: 0-0**  
 Dec. 15, 2020 (H) W 96-65

**BAYLOR**  
**ORU'S RECORD: 0-6**  
**H: 0-2 A: 0-4 N: 0-0**  
 Dec. 7, 1982 (A) L 55-58  
 Nov. 26, 1985 (H) L 58-67  
 Feb. 27, 1993 (A) L 102-124  
 Jan. 29, 1994 (H) L 65-77  
 Dec. 30, 2013 (A) L 55-81  
 Dec. 11, 2016 (A) L 61-76

**BELLARMINE**  
**ORU'S RECORD: 2-0**  
**H: 1-0 A: 1-0 N: 0-0**  
 Dec. 17, 1969 (A) W 84-76  
 Dec. 17, 1970 (H) W 112-74

**BELMONT**  
**ORU'S RECORD: 2-2**  
**H: 1-0 A: 1-1 N: 0-1**  
 Nov. 14, 1989 (A) L 85-87  
 Nov. 22, 1997 (H) W 85-69  
 Jan. 27, 1998 (A) W 72-60  
 Nov. 24, 2012 (N) L 67-70\*  
 \*Great Alaska Shootout, Anchorage, Alaska

**BENEDICTINE COLLEGE\***  
**ORU'S RECORD: 1-0**  
**H: 0-0 A: 0-0 N: 1-0**  
 Dec. 26, 1970 (N) W 120-83%  
 \*Formerly St. Benedict  
 %Quincy International Tournament, Quincy, Ill.

**BETHUNE COOKMAN**  
**ORU'S RECORD: 1-0**  
**H: 1-0 A: 0-0 N: 0-0**  
 Feb. 4, 1992 (H) W 106-85

**BINGHAMTON**  
**ORU'S RECORD: 2-0**  
**H: 1-0 A: 1-0 N: 0-0**  
 Feb. 27, 2001 (H) W 71-63  
 Nov. 27, 2001 (A) W 70-54

**BOSTON**  
**ORU'S RECORD: 1-0**  
**H: 0-0 A: 1-0 N: 0-0**  
 Feb. 26, 1972 (A) W 87-78

**BOWLING GREEN**  
**ORU'S RECORD: 4-0**  
**H: 2-0 A: 0-0 N: 2-0**  
 Feb. 4, 1974 (H) W 78-72  
 Dec. 27, 1974 (H) W 95-86  
 Dec. 29, 1976 (N) W 83-76\*  
 Nov. 27, 2014 (N) W 63-56 #  
 \*Far West Classic, Portland, Ore.  
 #Cancun Challenge, Cancun, Mexico

**BRADLEY**  
**ORU'S RECORD: 1-1**  
**H: 1-0 A: 0-1 N: 0-0**  
 Dec. 10, 1983 (A) L 52-70  
 Feb. 9, 1985 (H) W 83-73

**BRANDEIS**  
**ORU'S RECORD: 1-0**  
**H: 1-0 A: 0-0 N: 0-0**  
 Jan. 8, 1973 (H) W 123-95

**BRIGHAM YOUNG (BYU)**  
**ORU'S RECORD: 0-7**  
**H: 0-2 A: 0-5 N: 0-0**  
 Dec. 23, 1978 (A) L 104-120  
 Dec. 8, 1979 (H) L 75-76  
 Jan. 21, 1986 (H) L 65-67  
 Dec. 20, 1986 (A) L 73-95\*  
 Dec. 29, 2006 (A) L 62-72  
 Nov. 15, 2018 (A) L 65-85  
 Dec. 28, 2019 (A) L 73-79  
 \*BYU Holiday Classic, Provo, Utah

**BRIGHAM YOUNG-HAWAII**  
**ORU'S RECORD: 1-0**  
**H: 0-0 A: 1-0 N: 0-0**  
 Dec. 31, 1981 (A) W 64-63

**BROWN**  
**ORU'S RECORD: 1-0**  
**H: 1-0 A: 0-0 N: 0-0**  
 Jan. 5, 1970 (H) W 96-86

**BUFFALO**  
**ORU'S RECORD: 1-1**  
**H: 1-0 A: 0-1 N: 0-0**  
 Jan. 3, 1998 (A) L 84-86  
 Jan. 31, 1998 (H) W 75-63

**BUTLER**  
**ORU'S RECORD: 14-3**  
**H: 7-1 A: 7-2 N: 0-0**  
 Jan. 31, 1970 (A) L 96-108  
 Jan. 17, 1972 (A) W 118-107  
 Feb. 11, 1980 (H) W 101-89  
 Jan. 8, 1981 (H) W 72-68  
 Feb. 16, 1981 (A) W 82-77  
 Jan. 18, 1982 (H) W 63-50  
 Feb. 15, 1982 (A) W 65-63  
 Jan. 24, 1983 (A) W 64-52  
 Feb. 21, 1983 (H) W 75-69  
 Jan. 23, 1984 (H) W 82-68  
 Feb. 20, 1984 (A) W 105-100  
 Jan. 21, 1985 (A) W 78-66  
 Feb. 18, 1985 (H) L 60-62  
 Jan. 27, 1986 (A) L 48-70  
 Feb. 24, 1986 (H) W 104-63  
 Jan. 26, 1987 (H) W 60-59  
 Feb. 23, 1987 (A) W (OT) 64-60

**CALIFORNIA BAPTIST**  
**ORU'S RECORD: 0-1**  
**H: 0-1 A: 0-0 N: 0-0**  
 Nov. 13, 2018 (H) L 69-70

**UC IRVINE**  
**ORU'S RECORD: 2-1**  
**H: 1-1 A: 1-0 N: 0-0**  
 Dec. 23, 1985 (A) W 69-63  
 Dec. 6, 1986 (H) L (OT) 91-92  
 Mar. 25, 2013 (H) W 76-62\*  
 \*CIT, Tulsa, Okla.

**UCLA**  
**ORU'S RECORD: 0-3**  
**H: 0-0 A: 0-3 N: 0-0**  
 Dec. 29, 1984 (A) L 61-69  
 Nov. 20, 1987 (A) L 79-119  
 Dec. 28, 1991 (A) L 62-113

**CAL POLY POMONA**  
**ORU'S RECORD: 1-0**  
**H: 1-0 A: 0-0 N: 0-0**  
 Dec. 3, 1971 (H) W 69-68

**CAL POLY SAN LUIS OBISPO**  
**ORU'S RECORD: 3-1**  
**H: 2-0 A: 0-1 N: 1-0**  
 Dec. 19, 1970 (H) W 119-81  
 Jan. 16, 1995 (H) W 89-58  
 Jan. 4, 1996 (A) L 74-82  
 Dec. 29, 1998 (N) W 96-78\*  
 \*All-College Classic, Oklahoma City, Okla.

**UC SANTA BARBARA**  
**ORU'S RECORD: 1-0**  
**H: 1-0 A: 0-0 N: 0-0**  
 Mar. 18, 2015 (H) W 91-87\*  
 \*CBI, Tulsa, Okla.

**CAL STATE FULLERTON**  
**ORU'S RECORD: 1-0**  
**H: 1-0 A: 0-0 N: 0-0**  
 Dec. 4, 1970 (H) W 111-83

**CAL STATE EAST BAY\***  
**ORU'S RECORD: 1-0**  
**H: 1-0 A: 0-0 N: 0-0**  
 Dec. 19, 1973 (H) W 88-62  
 \*Formerly Cal State Hayward

**CAL STATE LOS ANGELES\***  
**ORU'S RECORD: 3-0**  
**H: 2-0 A: 1-0 N: 0-0**  
 Dec. 20, 1971 (H) W 123-113

Jan. 19, 1973 (A) W 95-86  
 Dec. 21, 1973 (H) W 103-76  
 \*Formerly Los Angeles State

**CAL STATE NORTHRIDGE**  
**ORU'S RECORD: 2-2**  
**H: 1-1 A: 1-1 N: 0-0**  
 Jan. 15, 1996 (H) W 88-53  
 Feb. 10, 1996 (A) W 77-59  
 Dec. 6, 1999 (A) L 72-59  
 Dec. 20, 1999 (H) L 76-74

**CAL STATE STANISLAUS\***  
**ORU'S RECORD: 1-0**  
**H: 1-0 A: 0-0 N: 0-0**  
 Feb. 19, 1971 (H) W 121-75  
 \*Formerly Stanislaus State

**CAMERON**  
**ORU'S RECORD: 4-2**  
**H: 2-2 A: 2-0 N: 0-0**  
 Jan. 7, 1969 (A) W (OT) 98-93  
 Feb. 15, 1969 (H) L 68-70  
 Feb. 7, 1970 (H) W 94-78  
 Feb. 21, 1970 (A) W 109-91  
 Nov. 16, 2001 (H) L 71-75  
 Dec. 3, 2013 (H) W 74-64

**CANISUS**  
**ORU'S RECORD: 1-0**  
**H: 1-0 A: 0-0 N: 0-0**  
 Feb. 5, 1975 (H) W 100-93

**CENTENARY (LA.)**  
**ORU'S RECORD: 17-1**  
**H: 8-0 A: 7-1 N: 2-0**  
 Jan. 15, 2004 (H) W 85-71  
 Feb. 26, 2004 (A) L 68-71  
 Jan. 15, 2005 (H) W 88-65  
 Feb. 3, 2005 (A) W 91-67  
 Jan. 26, 2006 (H) W 74-53  
 Feb. 23, 2006 (A) W 82-57  
 Jan. 20, 2007 (A) W 89-66  
 Feb. 15, 2007 (H) W 85-80  
 Mar. 4, 2007 (N) W 79-59\*  
 Jan. 5, 2008 (A) W (OT) 71-62  
 Feb. 2, 2008 (H) W 73-62  
 Mar. 8, 2008 (N) W 84-56\*  
 Jan. 2, 2009 (H) W 82-59  
 Jan. 31, 2009 (A) W 84-71  
 Jan. 23, 2010 (A) W 87-56  
 Feb. 16, 2010 (H) W 76-56  
 Jan. 22, 2011 (H) W 78-65  
 Feb. 15, 2011 (A) W 81-61  
 \*Summit League/Mid-Con Tournament, Tulsa, Okla.

**CENTRAL ARKANSAS**  
**ORU'S RECORD: 5-3**  
**H: 4-0 A: 1-3 N: 0-0**  
 Nov. 21, 1989 (A) L 102-80  
 Dec. 4, 1999 (H) W 93-63  
 Feb. 19, 2013 (H) W 94-65  
 March 9, 2013 (A) L (OT) 84-86  
 Jan. 11, 2014 (H) W 93-80  
 Feb. 22, 2014 (A) W 63-50  
 Nov. 20, 2021 (A) L 67-70  
 Dec. 10, 2022 (H) W 111-78

**CENTRAL OKLAHOMA\***  
**ORU'S RECORD: 3-0**  
**H: 2-0 A: 1-0 N: 0-0**  
 Nov. 29, 1969 (H) W (OT) 79-77  
 Dec. 9, 1969 (A) W 83-66  
 Dec. 14, 2019 (H) W 69-57  
 \*Formerly Central State

**CHARLESTON (W. VA.)\***  
**ORU'S RECORD: 0-1**  
**H: 0-0 A: 0-0 N: 0-1**  
 Dec. 12, 1968 (N) L 68-77%  
 \*Formerly Morris Harvey  
 %Western Carolina Holiday, Cullowhee, N.C.

**CHARLOTTE**  
**ORU'S RECORD: 0-1**  
**H: 0-0 A: 0-0 N: 0-1**  
 Nov. 23, 2012 (N) L 58-72\*  
 \*Great Alaska Shootout, Anchorage, Alaska

**CHATTANOOGA**  
**ORU'S RECORD: 0-2**  
**H: 0-1 A: 0-1 N: 0-0**  
 Nov. 24, 2003 (H) L 79-81  
 Dec. 16, 2006 (A) L 72-76

**CHICAGO STATE**  
**ORU'S RECORD: 19-2**  
**H: 10-0 A: 8-2 N: 1-0**  
 Jan. 24, 1998 (H) W 108-60  
 Feb. 19, 1998 (A) W 105-75  
 Jan. 4, 1999 (H) W 78-62  
 Jan. 28, 1999 (A) W 76-60  
 Jan. 8, 2000 (A) L 75-72

|                     |        |
|---------------------|--------|
| Feb. 3, 2000 (H) W  | 73-72  |
| Jan. 11, 2001 (A) W | 83-82  |
| Feb. 17, 2001 (H) W | 83-69  |
| Jan. 26, 2002 (H) W | 91-62  |
| Feb. 21, 2002 (A) W | 94-64  |
| Jan. 11, 2003 (A) W | 77-66  |
| Feb. 6, 2003 (H) W  | 78-48  |
| Jan. 17, 2004 (A) L | 66-74  |
| Feb. 19, 2004 (H) W | 75-61  |
| Jan. 22, 2005 (A) W | 79-76  |
| Feb. 12, 2005 (H) W | 65-49  |
| Jan. 2, 2006 (A) W  | 74-65  |
| Feb. 4, 2006 (H) W  | 69-58  |
| Mar. 7, 2006 (N) W  | 85-72* |
| Jan. 18, 2007 (H) W | 59-53  |
| Dec. 17, 2019 (A) W | 97-59  |

\*Mid-Con Conference Tournament, Tulsa, Okla.

|                             |       |
|-----------------------------|-------|
| <b>CHRISTIAN BROTHERS</b>   |       |
| <b>ORU'S RECORD: 0-1</b>    |       |
| <b>H: 0-0 A: 0-1 N: 0-0</b> |       |
| Feb. 4, 1967 (A) L          | 77-79 |

|                             |       |
|-----------------------------|-------|
| <b>CINCINNATI</b>           |       |
| <b>ORU'S RECORD: 0-2</b>    |       |
| <b>H: 0-1 A: 0-1 N: 0-0</b> |       |
| Jan. 28, 1988 (A) L         | 77-98 |
| Jan. 26, 1989 (H) L         | 66-75 |

|                             |       |
|-----------------------------|-------|
| <b>CLEMSON</b>              |       |
| <b>ORU'S RECORD: 0-1</b>    |       |
| <b>H: 0-0 A: 0-1 N: 0-0</b> |       |
| Dec. 2, 1991 (A) L          | 76-96 |

|                             |       |
|-----------------------------|-------|
| <b>CLEVELAND STATE</b>      |       |
| <b>ORU'S RECORD: 1-0</b>    |       |
| <b>H: 1-0 A: 0-0 N: 0-0</b> |       |
| Dec. 19, 1981 (H) W         | 78-75 |

|                             |       |
|-----------------------------|-------|
| <b>COLGATE</b>              |       |
| <b>ORU'S RECORD: 1-1</b>    |       |
| <b>H: 1-0 A: 0-1 N: 0-0</b> |       |
| Nov. 25, 2001 (A) L         | 68-80 |
| Jan. 4, 2003 (H) W          | 78-54 |

|                             |        |
|-----------------------------|--------|
| <b>COLORADO STATE</b>       |        |
| <b>ORU'S RECORD: 1-4</b>    |        |
| <b>H: 1-1 A: 0-3 N: 0-0</b> |        |
| Dec. 4, 1981 (H) W          | 81-68  |
| Dec. 2, 1982 (A) L          | 46-61  |
| Dec. 17, 1988 (A) L         | 89-102 |
| Feb. 11, 1989 (H) L         | 70-76  |
| Nov. 9, 2021 (A) L          | 80-109 |

|                             |       |
|-----------------------------|-------|
| <b>COLUMBIA</b>             |       |
| <b>ORU'S RECORD: 1-0</b>    |       |
| <b>H: 1-0 A: 0-0 N: 0-0</b> |       |
| Jan. 3, 1978 (H) W          | 66-60 |

|                             |         |
|-----------------------------|---------|
| <b>COLUMBIA (MO.)</b>       |         |
| <b>ORU'S RECORD: 1-0</b>    |         |
| <b>H: 0-0 A: 0-0 N: 1-0</b> |         |
| Mar. 15, 1990 (N) W         | 106-86* |

\*NAIA National Tournament, Kansas City, Mo.

|                             |        |
|-----------------------------|--------|
| <b>CONNECTICUT</b>          |        |
| <b>ORU'S RECORD: 2-0</b>    |        |
| <b>H: 1-0 A: 0-0 N: 1-0</b> |        |
| Dec. 29, 1971 (H) W         | 106-88 |
| Dec. 12, 1981 (N) W         | 69-67* |

\*Oil Capital Classic, Tulsa, Okla.

|                             |       |
|-----------------------------|-------|
| <b>COPPIN STATE</b>         |       |
| <b>ORU'S RECORD: 1-0</b>    |       |
| <b>H: 1-0 A: 0-0 N: 0-0</b> |       |
| Dec. 11, 1986 (H) W         | 74-58 |

|                             |        |
|-----------------------------|--------|
| <b>CORPUS CHRISTI</b>       |        |
| <b>ORU'S RECORD: 2-0</b>    |        |
| <b>H: 2-0 A: 0-0 N: 0-0</b> |        |
| Jan. 12, 1968 (H) W         | 125-90 |
| Jan. 15, 1969 (H) W         | 106-97 |

|                             |        |
|-----------------------------|--------|
| <b>CREIGHTON</b>            |        |
| <b>ORU'S RECORD: 4-8</b>    |        |
| <b>H: 3-2 A: 1-6 N: 0-0</b> |        |
| Feb. 1, 1975 (A) L          | 62-77  |
| Feb. 28, 1976 (H) W         | 79-70  |
| Dec. 9, 1981 (A) W          | 84-81  |
| Nov. 29, 1982 (H) W         | 74-64  |
| Jan. 13, 1994 (A) L         | 68-81  |
| Nov. 26, 1994 (H) L         | 61-68  |
| Dec. 9, 1995 (A) L          | 64-80  |
| Nov. 29, 1997 (H) W         | 69-66  |
| Feb. 23, 2008 (H) L         | 64-65* |
| Nov. 22, 2008 (A) L         | 65-87  |
| Dec. 17, 2016 (A) L         | 65-66  |
| Dec. 3, 2019 (A) L          | 60-72  |

\*ESPN Bracket Buster, Tulsa, Okla.

|                             |  |
|-----------------------------|--|
| <b>DALLAS BAPTIST</b>       |  |
| <b>ORU'S RECORD: 1-0</b>    |  |
| <b>H: 1-0 A: 0-0 N: 0-0</b> |  |

|                             |        |
|-----------------------------|--------|
| Dec. 21, 2013 (H) W         | 69-55  |
| <b>DEFIANCE</b>             |        |
| <b>ORU'S RECORD: 1-0</b>    |        |
| <b>H: 0-0 A: 0-0 N: 1-0</b> |        |
| Dec. 27, 1968 (N) W         | 92-73* |

\*Western Carolina Holiday, Cullowhee, N.C.

|                             |        |
|-----------------------------|--------|
| <b>DENVER</b>               |        |
| <b>ORU'S RECORD: 13-10</b>  |        |
| <b>H: 9-2 A: 4-7 N: 0-1</b> |        |
| Feb. 7, 1979 (H) W          | 89-67  |
| Nov. 21, 1998 (A) L         | 66-73  |
| Jan. 19, 1999 (H) W         | 84-62  |
| Jan. 21, 2015 (A) L         | 66-73  |
| Feb. 28, 2015 (H) W         | 60-57  |
| Jan. 6, 2016 (A) L          | 75-78  |
| Feb. 19, 2016 (H) W         | 62-58  |
| Dec. 28, 2016 (A) L         | 73-77  |
| Jan. 31, 2017 (H) L         | 69-93  |
| Jan. 20, 2018 (H) L         | 64-73  |
| Feb. 18, 2018 (A) L         | 65-66  |
| Mar. 4, 2018 (N) L (2OT)    | 88-90* |
| Jan. 20, 2019 (A) L         | 58-74  |
| Feb. 7, 2019 (H) W          | 78-65  |
| Feb. 1, 2020 (H) W          | 86-77  |
| Feb. 20, 2020 (A) L (OT)    | 96-100 |
| Jan. 15, 2021 (A) W         | 88-84  |
| Jan. 16, 2021 (A) W         | 91-82  |
| Dec. 30, 2021 (H) W         | 83-66  |
| Jan. 29, 2022 (A) W         | 89-80  |
| Dec. 31, 2022 (A)           | 80-62  |
| Jan. 26, 2023 (H)           | 102-61 |
| Dec. 31, 2023 (A) W (OT)    | 89-86  |
| Feb. 3, 2024 (H) W          | 82-76  |

\*Summit League Tournament, Sioux Falls, S.D.

|                             |       |
|-----------------------------|-------|
| <b>DEPAUL</b>               |       |
| <b>ORU'S RECORD: 0-2</b>    |       |
| <b>H: 0-1 A: 0-1 N: 0-0</b> |       |
| Jan. 4, 1978 (A) L          | 57-63 |
| Feb. 3, 1979 (H) L          | 72-75 |

|                             |        |
|-----------------------------|--------|
| <b>DETROIT</b>              |        |
| <b>ORU'S RECORD: 10-7</b>   |        |
| <b>H: 6-2 A: 4-4 N: 0-1</b> |        |
| Feb. 21, 1980 (A) L         | 85-100 |
| Jan. 10, 1981 (H) W         | 69-59  |
| Jan. 11, 1982 (A) L         | 72-91  |
| Feb. 8, 1982 (H) W          | 81-64  |
| Jan. 17, 1983 (H) W         | 72-62  |
| Feb. 14, 1983 (A) L         | 57-59  |
| Mar. 9, 1983 (N) L          | 77-78* |
| Jan. 28, 1984 (A) W         | 80-76  |
| Feb. 25, 1984 (H) W         | 104-75 |
| Jan. 26, 1985 (H) L         | 65-69  |
| Feb. 23, 1985 (A) W         | 80-70  |
| Feb. 1, 1986 (H) L          | 57-62  |
| Feb. 15, 1986 (A) W         | 68-57  |
| Jan. 31, 1987 (A) L         | 64-67  |
| Feb. 14, 1987 (H) W         | 62-52  |
| Dec. 30, 2014 (A) W (OT)    | 77-73  |
| Nov. 28, 2015 (H) W         | 100-95 |

\*Midwestern Collegiate Tournament, Evansville, Ill.

|                             |       |
|-----------------------------|-------|
| <b>DRAKE</b>                |       |
| <b>ORU'S RECORD: 2-4</b>    |       |
| <b>H: 1-2 A: 1-2 N: 0-0</b> |       |
| Jan. 24, 1978 (A) W         | 73-71 |
| Jan. 4, 1979 (H) W          | 86-76 |
| Dec. 6, 1979 (A) L          | 81-82 |
| Jan. 6, 1981 (H) L (OT)     | 95-97 |
| Dec. 15, 2000 (A) L         | 68-88 |
| Nov. 23, 2001 (H) L         | 68-73 |

|                             |       |
|-----------------------------|-------|
| <b>DUKE</b>                 |       |
| <b>ORU'S RECORD: 0-1</b>    |       |
| <b>H: 0-0 A: 0-0 N: 0-1</b> |       |
| Mar. 16, 2023 (N) L         | 51-74 |

|                             |       |
|-----------------------------|-------|
| <b>DUQUESNE</b>             |       |
| <b>ORU'S RECORD: 1-1</b>    |       |
| <b>H: 1-0 A: 0-1 N: 0-0</b> |       |
| Jan. 29, 1979 (A) L         | 67-68 |
| Feb. 16, 1980 (H) W         | 87-83 |

|                             |       |
|-----------------------------|-------|
| <b>DRURY</b>                |       |
| <b>ORU'S RECORD: 2-0</b>    |       |
| <b>H: 1-0 A: 1-0 N: 0-0</b> |       |
| Jan. 24, 1991 (H) W         | 84-74 |
| Feb. 2, 1991 (A) W          | 87-83 |

|                             |       |
|-----------------------------|-------|
| <b>EAST CAROLINA</b>        |       |
| <b>ORU'S RECORD: 1-0</b>    |       |
| <b>H: 1-0 A: 0-0 N: 0-0</b> |       |
| Jan. 7, 1980 (H) W          | 83-82 |

|                             |        |
|-----------------------------|--------|
| <b>EAST CENTRAL</b>         |        |
| <b>ORU'S RECORD: 5-0</b>    |        |
| <b>H: 2-0 A: 2-0 N: 1-0</b> |        |
| Nov. 16, 1966 (A) W         | 94-86  |
| Dec. 13, 1966 (H) W         | 92-82  |
| Nov. 27, 1967 (H) W         | 105-79 |

|                     |        |
|---------------------|--------|
| Dec. 13, 1967 (A) W | 83-69  |
| Mar. 4, 1991 (N) W  | 79-64* |

\*NAIA District Nine Playoffs

|                             |        |
|-----------------------------|--------|
| <b>EAST TENNESSEE STATE</b> |        |
| <b>ORU'S RECORD: 1-2</b>    |        |
| <b>H: 1-0 A: 0-2 N: 0-0</b> |        |
| Nov. 30, 1991 (A) L         | 109-93 |
| Jan. 4, 1992 (H) W (OT)     | 85-83  |
| Feb. 24, 1993 (A) L         | 91-117 |
| <b>EAST TEXAS BAPTIST</b>   |        |
| <b>ORU'S RECORD: 1-0</b>    |        |
| <b>H: 1-0 A: 0-0 N: 0-0</b> |        |
| Jan. 23, 2018 (H) W         | 93-66  |

|                             |       |
|-----------------------------|-------|
| <b>EASTERN ILLINOIS</b>     |       |
| <b>ORU'S RECORD: 0-2</b>    |       |
| <b>H: 0-1 A: 0-1 N: 0-0</b> |       |
| Nov. 25, 1995 (H) W         | 57-68 |
| Feb. 3, 1996 (A) L          | 58-61 |

|                             |        |
|-----------------------------|--------|
| <b>EASTERN KENTUCKY</b>     |        |
| <b>ORU'S RECORD: 2-0</b>    |        |
| <b>H: 1-0 A: 1-0 N: 0-0</b> |        |
| Jan. 10, 1972 (A) W         | 102-96 |
| Dec. 17, 1973 (H) W         | 80-70  |

|                             |        |
|-----------------------------|--------|
| <b>EASTERN NEW MEXICO</b>   |        |
| <b>ORU'S RECORD: 2-1</b>    |        |
| <b>H: 1-0 A: 1-1 N: 0-0</b> |        |
| Feb. 24, 1970 (A) L         | 78-97  |
| Jan. 9, 1971 (A) W          | 64-61  |
| Jan. 22, 1971 (H) W         | 116-69 |

|                             |        |
|-----------------------------|--------|
| <b>ECCLESIA</b>             |        |
| <b>ORU'S RECORD: 1-0</b>    |        |
| <b>H: 1-0 A: 0-0 N: 0-0</b> |        |
| Nov. 19, 2018 (H) W         | 109-72 |

|                             |       |
|-----------------------------|-------|
| <b>EVANGEL</b>              |       |
| <b>ORU'S RECORD: 2-0</b>    |       |
| <b>H: 1-0 A: 1-0 N: 0-0</b> |       |
| Dec. 3, 1966 (A) W          | 69-52 |
| Feb. 11, 1967 (H) W         | 94-64 |

|                             |         |
|-----------------------------|---------|
| <b>EVANSVILLE</b>           |         |
| <b>ORU'S RECORD: 11-7</b>   |         |
| <b>H: 7-2 A: 3-5 N: 1-0</b> |         |
| Feb. 4, 1980 (H) W          | 82-79   |
| Jan. 17, 1981 (H) W         | 70-66   |
| Feb. 18, 1981 (A) L         | 67-78   |
| Mar. 3, 1981 (A) L          | 71-77   |
| Jan. 16, 1982 (H) L         | 62-63   |
| Feb. 13, 1982 (A) L         | 47-71   |
| Jan. 22, 1983 (A) W         | 74-69   |
| Feb. 19, 1983 (H) W         | 77-70   |
| Jan. 9, 1984 (A) W          | 103-90  |
| Feb. 6, 1984 (H) W          | 88-75   |
| Mar. 9, 1984 (N) W          | 101-91* |
| Jan. 7, 1985 (H) W          | 90-75   |
| Feb. 4, 1985 (A) L          | 75-79   |
| Mar. 8, 1985 (H) W          | 74-69#  |
| Jan. 13, 1986 (H) W         | 76-64   |
| Feb. 10, 1986 (A) W         | 74-70   |
| Jan. 12, 1987 (A) L         | 62-73   |
| Feb. 9, 1987 (H) L          | 63-67   |

\*Midwestern Collegiate Tournament, Chicago, Ill.  
#Midwestern Collegiate Tournament, Tulsa, Okla.

|                             |       |
|-----------------------------|-------|
| <b>FARLEIGH DICKINSON</b>   |       |
| <b>ORU'S RECORD: 1-0</b>    |       |
| <b>H: 1-0 A: 0-0 N: 0-0</b> |       |
| Feb. 12, 1973 (H) W         | 94-72 |

|                             |       |
|-----------------------------|-------|
| <b>FISK</b>                 |       |
| <b>ORU'S RECORD: 2-0</b>    |       |
| <b>H: 1-0 A: 1-0 N: 0-0</b> |       |
| Dec. 13, 1969 (H) W         | 95-67 |
| Dec. 12, 1970 (A) W         | 95-85 |

|                             |        |
|-----------------------------|--------|
| <b>FLORIDA</b>              |        |
| <b>ORU'S RECORD: 1-0</b>    |        |
| <b>H: 0-0 A: 0-0 N: 1-0</b> |        |
| Mar. 21, 2021 (N) W (OT)    | 81-78* |

\*NCAA Second Round, Indianapolis, Ind.

|                             |        |
|-----------------------------|--------|
| <b>FLORIDA A&amp;M</b>      |        |
| <b>ORU'S RECORD: 1-0</b>    |        |
| <b>H: 0-0 A: 0-0 N: 1-0</b> |        |
| Nov. 25, 2009 (N) W         | 72-51* |

\*Cancun Challenge, Cancun, Mexico

|                                  |       |
|----------------------------------|-------|
| <b>FLORIDA GULF COAST (FGCU)</b> |       |
| <b>ORU'S RECORD: 1-1</b>         |       |
| <b>H: 0-1 A: 1-0 N: 0-0</b>      |       |
| Dec. 16, 2017 (A) W              | 83-64 |
| Dec. 5, 2018 (H) L               | 76-96 |

|                              |        |
|------------------------------|--------|
| <b>FLORIDA INTERNATIONAL</b> |        |
| <b>ORU'S RECORD: 3-0</b>     |        |
| <b>H: 1-0 A: 0-0 N: 2-0</b>  |        |
| Dec. 22, 2001 (N) W          | 66-55* |

|                          |        |
|--------------------------|--------|
| Nov. 22, 2011 (H) W      | 73-65# |
| Nov. 22, 2015 (N) W (OT) | 76-70% |

\*San Juan Shootout, San Juan, Puerto Rico  
#NIT Tip-Off, Tulsa, Okla.  
%Men Against Breast Cancer Classic, Harrisonburg, Va.

|                             |       |
|-----------------------------|-------|
| <b>FLORIDA STATE</b>        |       |
| <b>ORU'S RECORD: 0-2</b>    |       |
| <b>H: 0-1 A: 0-1 N: 0-0</b> |       |
| Mar. 1, 1977 (A) L          | 87-91 |
| Feb. 27, 1978 (H) L (OT)    | 76-80 |

|                             |       |
|-----------------------------|-------|
| <b>FORT HAYS STATE</b>      |       |
| <b>ORU'S RECORD: 2-0</b>    |       |
| <b>H: 1-0 A: 1-0 N: 0-0</b> |       |
| Dec. 6, 1989 (A) W          | 95-83 |
| Jan. 20, 1990 (H) W         | 96-80 |

|                             |        |
|-----------------------------|--------|
| <b>FRESNO STATE</b>         |        |
| <b>ORU'S RECORD: 1-1</b>    |        |
| <b>H: 1-0 A: 0-1 N: 0-0</b> |        |
| Dec. 7, 1968 (A) L          | 75-96  |
| Feb. 12, 1972 (H) W         | 120-76 |

|                             |        |
|-----------------------------|--------|
| <b>FRIENDS</b>              |        |
| <b>ORU'S RECORD: 2-0</b>    |        |
| <b>H: 2-0 A: 0-0 N: 0-0</b> |        |
| Feb. 26, 1990 (H) W         | 116-73 |
| Jan. 7, 1991 (H) W          | 111-83 |

|                             |        |
|-----------------------------|--------|
| <b>GEORGETOWN</b>           |        |
| <b>ORU'S RECORD: 3-2</b>    |        |
| <b>H: 1-0 A: 1-2 N: 1-0</b> |        |
| Jan. 31, 1979 (A) W         | 75-74  |
| Jan. 12, 1980 (H) W         | 76-65  |
| Dec. 14, 1988 (A) L         | 75-91  |
| Dec. 20, 2004 (N) W         | 81-63* |
| Dec. 9, 2006 (A) L          | 58-73  |

\*Rainbow Classic, Honolulu, Hawaii

|                             |        |
|-----------------------------|--------|
| <b>GEORGETOWN (KY.)</b>     |        |
| <b>ORU'S RECORD: 0-1</b>    |        |
| <b>H: 0-0 A: 0-0 N: 0-1</b> |        |
| Mar. 16, 1990 (N) L         | 78-80* |

\*NAIA National Tournament, Kansas City, Mo.

|                             |        |
|-----------------------------|--------|
| <b>GEORGIA</b>              |        |
| <b>ORU'S RECORD: 0-1</b>    |        |
| <b>H: 0-1 A: 0-0 N: 0-0</b> |        |
| Dec. 13, 1980 (H) L         | 65-81* |

\*Oil Capital Classic, Tulsa, Okla.

|                             |        |
|-----------------------------|--------|
| <b>GEORGIA SOUTHERN</b>     |        |
| <b>ORU'S RECORD: 2-1</b>    |        |
| <b>H: 1-0 A: 0-1 N: 1-0</b> |        |
| Dec. 21, 1970 (H) W         | 89-83  |
| Jan. 16, 1971 (A) L         | 76-80  |
| Nov. 26, 2013 (N) W         | 67-65* |

\*Cancun Challenge, Cancun, Mexico

|                             |  |
|-----------------------------|--|
| <b>GONZAGA</b>              |  |
| <b>ORU'S RECORD: 0-1</b>    |  |
| <b>H: 0-0 A: 0-1 N: 0-0</b> |  |
| Dec. 14, 2011 (A) L         |  |

**H: 1-0 A: 1-0 N: 0-0**  
 Feb. 28, 1972 (A) W 100-99  
 Dec. 27, 1974 (H) W (OT) 91-84

**HASKELL**  
**ORU'S RECORD: 3-0**  
**H: 3-0 A: 0-0 N: 0-0**  
 Dec. 28, 2014 (H) W 94-42  
 Dec. 8, 2019 (H) W 95-55  
 Nov. 18, 2021 (H) W 89-46

**HAWAII**  
**ORU'S RECORD: 0-2**  
**H: 0-0 A: 0-2 N: 0-0**  
 Jan. 3, 1982 (A) L 78-80  
 Dec. 22, 2004 (A) L 54-55\*  
 \*Rainbow Classic, Honolulu, Hawaii

**HENDRIX**  
**ORU'S RECORD: 1-1**  
**H: 0-0 A: 0-1 N: 1-0**  
 Nov. 25, 1966 (A) L 65-66  
 Nov. 20, 1989 (N) W 134-114\*  
 \*Central Arkansas Classic, Conway, Ark.

**HIRAM SCOTT**  
**ORU'S RECORD: 3-1**  
**H: 2-0 A: 1-1 N: 0-0**  
 Feb. 6, 1969 (H) W 96-94  
 Feb. 24, 1969 (A) L 84-92  
 Jan. 8, 1970 (A) W 105-84  
 Feb. 9, 1970 (H) W 104-83

**HOFSTRA**  
**ORU'S RECORD: 3-0**  
**H: 1-0 A: 0-0 N: 2-0**  
 Dec. 9, 1971 (N) W 83-74\*  
 Dec. 20, 1972 (N) W 74-68\*  
 Dec. 10, 1974 (H) W 89-72  
 \*New York, N.Y.  
 #Nassau Classic, Nassau, Bahamas

**HOUSTON**  
**ORU'S RECORD: 1-1**  
**H: 0-0 A: 0-1 N: 1-0**  
 Dec. 28, 1973 (N) W 118-108\*  
 Nov. 14, 2022 (A) L 45-83\*  
 \*All-College Classic, Oklahoma City, Okla.  
 \*Cougar Classic, Houston, Texas

**HOUSTON BAPTIST**  
**ORU'S RECORD: 4-0**  
**H: 2-0 A: 2-0 N: 0-0**  
 Jan. 2, 2014 (H) W 88-55  
 Feb. 13, 2014 (A) W 80-66  
 Nov. 8, 2019 (H) W 95-81  
 Dec. 4, 2021 (A) W 85-67

**HOWARD**  
**ORU'S RECORD: 0-1**  
**H: 0-0 A: 0-0 N: 0-1**  
 Dec. 29, 2002 (N) L 62-72\*  
 \*State Farm Classic

**HUSTON-TILLOTSON**  
**ORU'S RECORD: 2-0**  
**H: 2-0 A: 0-0 N: 0-0**  
 Feb. 1, 1995 (H) W 111-86  
 Feb. 21, 1996 (H) W 102-66

**IDAHO**  
**ORU'S RECORD: 1-1**  
**H: 0-0 A: 1-0 N: 0-1**  
 Feb. 23, 1971 (A) W 94-80  
 Nov. 19, 1999 (N) L (OT) 71-70

**IDAHO STATE**  
**ORU'S RECORD: 3-0**  
**H: 1-0 A: 1-0 N: 1-0**  
 Jan. 20, 1972 (A) W 86-85  
 Dec. 6, 1972 (H) W 95-82  
 Dec. 13, 1974 (N) W 59-55

**ILLINOIS-CHICAGO**  
**ORU'S RECORD: 1-1**  
**H: 1-0 A: 0-1 N: 0-0**  
 Dec. 28, 1996 (H) W 75-52  
 Feb. 24, 1997 (A) L 78-87

**ILLINOIS STATE**  
**ORU'S RECORD: 7-5**  
**H: 6-0 A: 1-5 N: 0-0**  
 Dec. 1, 1971 (A) W 95-93  
 Feb. 14, 1973 (H) W 111-96  
 Jan. 9, 1974 (H) W 94-91  
 Jan. 6, 1975 (A) L 98-107  
 Jan. 10, 1976 (A) L 70-75  
 Jan. 31, 1976 (H) W 89-75  
 Jan. 15, 1977 (H) W 84-75  
 Feb. 6, 1978 (A) L 71-84  
 Feb. 24, 1979 (H) W 89-78  
 Feb. 23, 1980 (A) L 65-66  
 Jan. 24, 1981 (H) W 80-75  
 Dec. 11, 1982 (A) L 40-54

**ILLINOIS WESLEYAN**  
**ORU'S RECORD: 1-0**  
**H: 0-0 A: 0-0 N: 1-0**  
 Dec. 27, 1970 (N) W 87-69\*  
 \*Quincy International, Quincy, Ill.

**INCARNATE WORD**  
**ORU'S RECORD: 1-0**  
**H: 0-0 A: 1-0 N: 0-0**  
 Jan. 18, 2014 (A) W 79-77

**INDIANA**  
**ORU'S RECORD: 0-2**  
**H: 0-0 A: 0-2 N: 0-0**  
 Dec. 15, 1980 (A) L 56-65  
 Dec. 31, 2004 (A) L 68-69

**INDIANA STATE**  
**ORU'S RECORD: 3-4**  
**H: 2-1 A: 1-3 N: 0-0**  
 Jan. 4, 1975 (A) W 88-77  
 Feb. 15, 1975 (H) W 91-69  
 Dec. 5, 1992 (A) L 67-71  
 Dec. 18, 1993 (H) W 83-73  
 Dec. 6, 1994 (A) L 64-70  
 Dec. 13, 2009 (A) L 54-60  
 Nov. 20, 2010 (H) L 69-74

**IOWA**  
**ORU'S RECORD: 0-2**  
**H: 0-0 A: 0-1 N: 0-1**  
 Dec. 30, 1987 (N) L 94-126\*  
 Nov. 15, 2019 (A) L 74-87  
 \*All-College Classic, Oklahoma City, Okla.

**IUPUI**  
**ORU'S RECORD: 28-13**  
**H: 13-4 A: 10-7 N: 5-2**  
 Dec. 5, 1998 (A) W 78-68  
 Feb. 4, 1999 (H) W 78-71  
 Feb. 10, 2000 (A) L (OT) 72-74  
 Feb. 21, 2000 (H) L (OT) 56-59  
 Jan. 18, 2001 (H) L 72-78  
 Feb. 3, 2001 (A) L 69-88  
 Jan. 10, 2002 (H) W 85-76  
 Feb. 9, 2002 (A) W 88-71  
 Mar. 4, 2002 (N) L 53-58\*  
 Jan. 16, 2003 (H) W 66-63  
 Feb. 15, 2003 (A) L 65-76  
 Jan. 24, 2004 (A) L (3OT) 105-108  
 Feb. 5, 2004 (H) L (2OT) 96-104  
 Jan. 27, 2005 (H) W 86-72  
 Feb. 28, 2005 (A) W 79-72  
 Mar. 7, 2005 (N) W 80-69\*  
 Jan. 14, 2006 (H) W 86-76  
 Feb. 11, 2006 (A) L 75-80  
 Jan. 27, 2007 (H) W 77-66  
 Feb. 22, 2007 (A) W 83-73  
 Mar. 5, 2007 (N) W 75-54#  
 Jan. 17, 2008 (H) W 64-63  
 Feb. 16, 2008 (A) L 66-69  
 Mar. 11, 2008 (N) W 71-64#  
 Jan. 15, 2009 (A) W 67-58  
 Feb. 14, 2009 (H) W 71-60  
 Jan. 14, 2010 (A) L (OT) 87-90  
 Feb. 13, 2010 (H) W 61-60  
 Mar. 8, 2010 (N) L 65-69#  
 Dec. 4, 2010 (A) W 63-61  
 Feb. 24, 2011 (H) W 92-74  
 Mar. 7, 2011 (N) W 83-77#  
 Jan. 14, 2012 (A) W 81-71  
 Feb. 9, 2012 (H) W (OT) 76-74  
 Jan. 7, 2015 (H) W (OT) 69-61  
 Feb. 5, 2015 (A) W 78-68  
 Mar. 8, 2015 (N) W 58-56#  
 Jan. 14, 2016 (A) W 80-71  
 Feb. 11, 2016 (H) W 77-56  
 Jan. 14, 2017 (H) L 85-91  
 Feb. 11, 2017 (A) W 74-68  
 \*Mid-Con Tournament, Ft. Wayne, Ind.  
 #Mid-Con/Summit League Tournament, Tulsa, Okla.  
 %Summit League Tournament, Sioux Falls, S.D.

**JACKSON STATE**  
**ORU'S RECORD: 1-0**  
**H: 1-0 A: 0-0 N: 0-0**  
 Jan. 28, 1971 (H) W 124-117

**JACKSONVILLE**  
**ORU'S RECORD: 2-3**  
**H: 1-0 A: 0-2 N: 1-1**  
 Dec. 19, 1972 (N) L 89-92\*  
 Dec. 15, 1973 (A) L 86-91  
 Jan. 18, 1975 (H) W 73-67  
 Dec. 3, 1988 (A) L 89-92  
 Dec. 20, 2001 (N) W 73-64#  
 \*Nassau Classic, Nassau, Bahamas  
 #San Juan Shootout, San Juan, Puerto Rico

**JAMES MADISON**  
**ORU'S RECORD: 2-0**  
**H: 0-0 A: 1-0 N: 1-0**

Nov. 21, 2015 (A) W 74-64\*  
 Nov. 25, 2018 (N) W (OT) 78-69#  
 \*Men Against Breast Cancer Classic, Harrisonburg, Va.  
 # MABC Oakland Hoops Challenge, Rochester, Mich.

**JARVIS CHRISTIAN**  
**ORU'S RECORD: 1-0**  
**H: 1-0 A: 0-0 N: 0-0**  
 Nov. 15, 1997 (H) W 124-49

**JOHN BROWN**  
**ORU'S RECORD: 7-0**  
**H: 7-0 A: 0-0 N: 0-0**  
 Feb. 14, 1967 (H) W 84-81  
 Jan. 23, 1996 (H) W 105-56  
 Nov. 17, 2008 (H) W 82-58  
 Dec. 9, 2015 (H) W 88-53  
 Dec. 10, 2016 (H) W 95-63  
 Nov. 11, 2022 (H) W 95-62  
 Dec. 19, 2023 (H) W 71-59

**KANSAS**  
**ORU'S RECORD: 3-8**  
**H: 2-3 A: 1-5 N: 0-0**  
 Mar. 16, 1974 (H) L (OT) 90-93\*  
 Jan. 8, 1976 (H) W 73-70  
 Dec. 6, 1976 (A) L 69-79  
 Dec. 20, 1977 (H) L 73-91  
 Dec. 7, 1978 (A) L 77-90  
 Dec. 3, 1979 (H) L 75-72  
 Dec. 6, 1980 (A) L 66-90  
 Jan. 6, 1983 (H) W (OT) 73-71  
 Dec. 19, 1983 (A) L 64-65  
 Jan. 14, 1993 (A) L 72-140  
 Nov. 15, 2006 (A) W 78-71  
 \*NCAA Tournament, Tulsa, Okla.

**KANSAS CITY**  
**ORU'S RECORD: 29-13**  
**H: 15-6 A: 14-5 N: 0-2**  
 Feb. 12, 1994 (A) L 69-73  
 Feb. 14, 1996 (H) W 70-59  
 Jan. 15, 1998 (A) W 65-63  
 Feb. 14, 1998 (H) W 89-75  
 Jan. 7, 1999 (A) W 80-72  
 Feb. 13, 1999 (H) W 98-90  
 Jan. 13, 2000 (H) W 87-76  
 Feb. 20, 2000 (A) L (OT) 84-88  
 Jan. 27, 2001 (H) L 48-71  
 Feb. 22, 2001 (A) L 52-70  
 Jan. 5, 2002 (A) W 67-55  
 Feb. 2, 2002 (H) W 85-75  
 Jan. 25, 2003 (H) W 76-62  
 Feb. 22, 2003 (H) L (2OT) 86-91  
 Mar. 9, 2003 (N) L 73-76%  
 Jan. 3, 2004 (A) W 91-71  
 Jan. 31, 2004 (H) L 71-77  
 Mar. 7, 2004 (N) L 73-86\*  
 Jan. 29, 2005 (H) L 74-88  
 Feb. 22, 2005 (A) L 70-77  
 Jan. 30, 2006 (A) W 74-56  
 Feb. 16, 2006 (H) W 86-79  
 Jan. 13, 2007 (A) W 75-68  
 Feb. 8, 2007 (H) W 74-68  
 Jan. 24, 2008 (A) W 75-47  
 Feb. 21, 2008 (H) W 72-64  
 Jan. 22, 2009 (H) W 89-54  
 Feb. 21, 2009 (A) W 93-62  
 Dec. 3, 2009 (H) W 68-57  
 Feb. 27, 2010 (A) W 89-72  
 Jan. 15, 2011 (H) W (OT) 69-63  
 Feb. 10, 2011 (A) W 102-81  
 Dec. 28, 2011 (A) W 72-65  
 Jan. 28, 2012 (H) W 77-67  
 Jan. 23, 2021 (H) W 60-58  
 Jan. 24, 2021 (H) L 76-81  
 Jan. 15, 2022 (A) W 84-72  
 Feb. 12, 2022 (H) W 91-86  
 Jan. 7, 2023 (H) W 74-71  
 Feb. 4, 2023 (A) W 85-57  
 Dec. 29, 2023 (A) L 60-77  
 Mar. 3, 2024 (H) W 54-71  
 \*Mid-Con Conference Tournament, Kansas City, Mo.

**KANSAS CITY**  
**ORU'S RECORD: 29-13**  
**H: 15-6 A: 14-5 N: 0-2**

**KANSAS STATE**  
**ORU'S RECORD: 2-5**  
**H: 2-0 A: 0-5 N: 0-0**  
 Dec. 8, 1977 (A) L 64-75  
 Nov. 29, 1978 (H) W 61-55  
 Nov. 29, 1983 (A) L 74-82  
 Jan. 3, 1985 (H) W 86-71  
 Nov. 13, 2013 (A) L 63-71  
 Nov. 29, 2017 (A) L 68-77  
 Nov. 29, 2023 (A) L 78-88 (OT)

**KANSAS STATE**  
**ORU'S RECORD: 2-5**  
**H: 2-0 A: 0-5 N: 0-0**

**KANSAS WESLEYAN**  
**ORU'S RECORD: 1-0**  
**H: 1-0 A: 0-0 N: 0-0**  
 Dec. 16, 1989 (H) W 134-68

**KING'S COLLEGE**  
**ORU'S RECORD: 2-0**  
**H: 1-0 A: 0-0 N: 1-0**  
 Jan. 28, 1967 (H) W 90-71  
 Mar. 14, 1990 (N) W 93-79\*  
 \*NAIA National Tournament, Kansas City, Mo.

**LAMAR**  
**ORU'S RECORD: 13-4**  
**H: 8-2 A: 5-2 N: 0-0**  
 Jan. 26, 1970 (A) L 106-120  
 Feb. 2, 1971 (A) W 91-82  
 Jan. 25, 1972 (A) W 109-95  
 Jan. 29, 1973 (H) W 106-83  
 Jan. 21, 1974 (H) W 109-75  
 Feb. 7, 1976 (H) W 107-92  
 Jan. 16, 1978 (H) W 74-66  
 Jan. 18, 1979 (H) W 80-71  
 Jan. 18, 1988 (H) L 60-64  
 Feb. 15, 1988 (A) L 70-84  
 Jan. 12, 1989 (H) L 67-68  
 Jan. 31, 1989 (A) W 114-109  
 Dec. 4, 2006 (H) W 88-63  
 Nov. 24, 2007 (A) W 65-57  
 Jan. 24, 2013 (H) W 91-74  
 March 2, 2013 (A) W 68-50  
 Feb. 27, 2014 (H) W 75-67

**LAMAR**  
**ORU'S RECORD: 13-4**  
**H: 8-2 A: 5-2 N: 0-0**

**LANGSTON**  
**ORU'S RECORD: 4-0**  
**H: 2-0 A: 2-0 N: 0-0**  
 Jan. 5, 1968 (A) W 105-91  
 Feb. 7, 1968 (H) W 98-66  
 Nov. 16, 1989 (H) W 105-88  
 Feb. 22, 1990 (A) W 132-120

**LANGSTON**  
**ORU'S RECORD: 4-0**  
**H: 2-0 A: 2-0 N: 0-0**

**LEMOYNE-OWEN**  
**ORU'S RECORD: 3-0**  
**H: 2-0 A: 1-0 N: 0-0**  
 Feb. 3, 1967 (A) W 75-67  
 Nov. 18, 1989 (H) W 114-89  
 Jan. 8, 1991 (H) W 143-101

**LeTOURNEAU**  
**ORU'S RECORD: 2-0**  
**H: 1-0 A: 1-0 N: 0-0**  
 Nov. 19, 1966 (H) W 105-82  
 Dec. 15, 1966 (A) W 76-75

**LIBERTY**  
**ORU'S RECORD: 1-0**  
**H: 0-0 A: 0-0 N: 1-0**  
 Dec. 30, 2006 (N) W 90-58\*  
 \*BYU Holiday Classic, Provo, Utah

**LINCOLN (MO.)**  
**ORU'S RECORD: 4-1**  
**H: 3-0 A: 1-1 N: 0-0**  
 Feb. 10, 1969 (A) L (OT) 93-95  
 Feb. 17, 1969 (H) W 106-74  
 Feb. 14, 1970 (A) W 102-77  
 Feb. 28, 1970 (H) W 92-86  
 Jan. 7, 1971 (H) W 114-87

**LINDENWOOD**  
**ORU'S RECORD: 1-0**  
**H: 1-0 A: 0-0 N: 0-0**  
 Feb. 13, 1995 (H) W 109-43

**LIPSCOMB**  
**ORU'S RECORD: 0-1**  
**H: 0-0 A: 0-1 N: 0-0**  
 Nov. 13, 1989 (A) L 130-138

**LITTLE ROCK**  
**ORU'S RECORD: 4-3**  
**H: 2-1 A: 2-1 N: 0-1**  
 Dec. 8, 2008 (H) L 66-69  
 Nov. 30, 2009 (A) L 68-73  
 Nov. 24, 2010 (H) W 86-60  
 Dec. 22, 2010 (N) L 49-52\*  
 Dec. 12, 2011 (A) W 58-55  
 Dec. 19, 2016 (H) W 63-48  
 Dec. 2, 2017 (A) W (2OT) 75-66  
 \*Las Vegas Holiday Hoops Classic

**LONG BEACH STATE**  
**ORU'S RECORD: 1-2**  
**H: 1-0 A: 0-2 N: 0-0**  
 Dec. 6, 1968 (A) L 67-84  
 Feb. 2, 1974 (A) L 89-98  
 Jan. 9, 1975 (H) W 91-86

**LOUISIANA BAPTIST\***  
**ORU'S RECORD: 2-0**  
**H: 2-0 A: 0-0 N: 0-0**  
 Feb. 24, 1990 (H) W 117-30  
 Dec. 17, 1994 (H) W 107-55  
 \*Formerly Baptist Christian

**LOUISIANA-LAFAYETTE\***  
**ORU'S RECORD: 2-5**  
**H: 2-1 A: 0-3 N: 0-1**  
 Dec. 2, 1970 (A) L 115-124

|                          |        |
|--------------------------|--------|
| Feb. 24, 1973 (H) L      | 89-104 |
| Dec. 15, 2005 (A) L      | 74-95  |
| Nov. 21, 2006 (H) W      | 54-51  |
| Nov. 20, 2007 (H) W      | 62-53  |
| Nov. 25, 2008 (A) L (OT) | 75-79  |
| Nov. 25, 2014 (N) L      | 76-52# |

\*Formerly Southwest Louisiana  
#MGM Grand Main Event, Las Vegas, Nev.

|                             |       |
|-----------------------------|-------|
| <b>LOUISIANA-MONROE</b>     |       |
| <b>ORU'S RECORD: 2-0</b>    |       |
| <b>H: 1-0 A: 1-0 N: 0-0</b> |       |
| Nov. 25, 1996 (H) W         | 84-55 |
| Mar. 1, 1997 (A) W          | 69-63 |

|                              |        |
|------------------------------|--------|
| <b>LOUISIANA STATE (LSU)</b> |        |
| <b>ORU'S RECORD: 1-6</b>     |        |
| <b>H: 0-2 A: 1-4 N: 0-0</b>  |        |
| Dec. 3, 1977 (H) L           | 60-68  |
| Dec. 1, 1978 (A) L           | 75-91  |
| Dec. 1, 1984 (H) L           | 71-74  |
| Dec. 30, 1985 (A) L          | 64-82  |
| Nov. 30, 1988 (A) W          | 100-96 |
| Dec. 21, 1996 (A) L          | 58-59  |
| Dec. 19, 2015 (A) L          | 77-100 |

|                             |         |
|-----------------------------|---------|
| <b>LOUISIANA TECH</b>       |         |
| <b>ORU'S RECORD: 1-3</b>    |         |
| <b>H: 1-1 A: 0-2 N: 0-0</b> |         |
| Dec. 7, 1970 (A) L          | 95-96   |
| Jan. 28, 1972 (H) W         | 109-104 |
| Dec. 8, 1988 (H) L          | 87-94   |
| Jan. 9, 1989 (A) L          | 82-92   |

|                             |        |
|-----------------------------|--------|
| <b>LOUISVILLE</b>           |        |
| <b>ORU'S RECORD: 1-2</b>    |        |
| <b>H: 1-0 A: 0-2 N: 0-0</b> |        |
| Mar. 14, 1974 (H) W         | 96-93* |
| Jan. 2, 1993 (A) L          | 76-122 |
| Dec. 16, 2009 (A) L         | 57-94  |

\*NCAA Tournament, Tulsa, Okla.

|                             |         |
|-----------------------------|---------|
| <b>LOYOLA (CHICAGO)</b>     |         |
| <b>ORU'S RECORD: 10-16</b>  |         |
| <b>H: 5-5 A: 4-9 N: 1-2</b> |         |
| Jan. 17, 1974 (A) W         | 105-90  |
| Jan. 26, 1980 (A) L         | 74-103  |
| Mar. 2, 1980 (N) W          | 103-93* |
| Jan. 21, 1981 (A) L (OT)    | 93-102  |
| Feb. 7, 1981 (H) W          | 80-68   |
| Jan. 9, 1982 (A) L          | 77-83   |
| Feb. 6, 1982 (H) W          | 79-76   |
| Jan. 15, 1983 (H) L         | 67-83   |
| Feb. 12, 1983 (A) L         | 76-90   |
| Jan. 30, 1984 (A) W         | 87-82   |
| Feb. 27, 1984 (H) L         | 76-82   |
| Jan. 28, 1985 (H) L         | 92-97   |
| Feb. 25, 1985 (A) L         | 77-86   |
| Mar. 9, 1985 (H) L          | 83-89*  |
| Feb. 3, 1986 (H) W          | 69-64   |
| Feb. 17, 1986 (A) L         | 76-86   |
| Feb. 27, 1986 (N) L         | 70-76*  |
| Feb. 2, 1987 (A) L          | 70-73   |
| Feb. 16, 1987 (H) L         | 82-83   |
| Dec. 2, 1987 (A) L          | 93-108  |
| Feb. 6, 1988 (H) W          | 82-75   |
| Feb. 4, 1989 (A) W (OT)     | 101-96  |
| Dec. 15, 2003 (A) W         | 80-78   |
| Dec. 1, 2004 (H) W          | 48-44   |
| Mar. 23, 2015 (A) L         | 78-86#  |
| Nov. 19, 2016 (N) L         | 53-78#  |

\*Midwestern Collegiate Tournament, Tulsa, Okla.  
#CBI, Chicago, Ill.  
%Paradise Jam, St. Thomas, Virgin Islands)

|                             |         |
|-----------------------------|---------|
| <b>LOYOLA MARYMOUNT</b>     |         |
| <b>ORU'S RECORD: 5-2</b>    |         |
| <b>H: 4-0 A: 0-2 N: 1-0</b> |         |
| Dec. 30, 1971 (H) W         | 103-86  |
| Jan. 27, 1973 (H) W         | 121-100 |
| Jan. 5, 1976 (H) W          | 90-65   |
| Jan. 7, 1993 (A) L          | 76-88   |
| Jan. 10, 1994 (H) W         | 83-69   |
| Nov. 10, 2006 (A) L         | 65-68   |
| Nov. 22, 2012 (N) W         | 75-66*  |

\*Great Alaska Shootout, Anchorage, Alaska

|                             |        |
|-----------------------------|--------|
| <b>MACMURRY</b>             |        |
| <b>ORU'S RECORD: 2-0</b>    |        |
| <b>H: 2-0 A: 0-0 N: 0-0</b> |        |
| Dec. 29, 1969 (H) W         | 117-74 |
| Jan. 19, 1976 (H) W         | 107-72 |

|                             |        |
|-----------------------------|--------|
| <b>MAINE</b>                |        |
| <b>ORU'S RECORD: 1-0</b>    |        |
| <b>H: 1-0 A: 0-0 N: 0-0</b> |        |
| Dec. 22, 1971 (H) W         | 110-66 |

|                             |         |
|-----------------------------|---------|
| <b>MARQUETTE</b>            |         |
| <b>ORU'S RECORD: 1-2</b>    |         |
| <b>H: 1-0 A: 0-1 N: 0-1</b> |         |
| Jan. 23, 1979 (A) L         | 60-75   |
| Feb. 2, 1980 (H) W (OT)     | 102-101 |
| Nov. 25, 2005 (N) L         | 70-73*  |

\*Great Alaska Shootout, Anchorage, Alaska

|                             |         |
|-----------------------------|---------|
| <b>MARSHALL</b>             |         |
| <b>ORU'S RECORD: 3-2</b>    |         |
| <b>H: 1-1 A: 2-1 N: 0-0</b> |         |
| Jan. 3, 1973 (A) W          | 81-76   |
| Feb. 10, 1973 (H) L         | 103-106 |
| Dec. 14, 1974 (A) L         | 73-82   |
| Dec. 16, 1991 (A) W         | 82-62   |
| Dec. 20, 1993 (H) W         | 85-69   |

|                             |        |
|-----------------------------|--------|
| <b>MARYLAND</b>             |        |
| <b>ORU'S RECORD: 0-1</b>    |        |
| <b>H: 0-0 A: 0-1 N: 0-0</b> |        |
| Mar. 15, 2005 (A) L         | 72-85* |

\*National Invitation Tournament

|                             |        |
|-----------------------------|--------|
| <b>UMBC</b>                 |        |
| <b>ORU'S RECORD: 1-0</b>    |        |
| <b>H: 0-0 A: 0-0 N: 1-0</b> |        |
| Dec. 30, 2002 (N) W         | 68-48* |

\*State Farm Classic, Charleston, S.C.

|                             |        |
|-----------------------------|--------|
| <b>UMES</b>                 |        |
| <b>ORU'S RECORD: 1-0</b>    |        |
| <b>H: 1-0 A: 0-0 N: 0-0</b> |        |
| Feb. 13, 1988 (H) W         | 103-82 |

|                             |         |
|-----------------------------|---------|
| <b>McKENDEE</b>             |         |
| <b>ORU'S RECORD: 1-0</b>    |         |
| <b>H: 0-0 A: 0-0 N: 1-0</b> |         |
| Jan. 7, 1967 (N) W          | 102-84* |

\*John Brown Classic, Siloam Springs, Ark.

|                             |        |
|-----------------------------|--------|
| <b>McNEESE STATE</b>        |        |
| <b>ORU'S RECORD: 4-3</b>    |        |
| <b>H: 3-0 A: 0-3 N: 1-0</b> |        |
| Feb. 16, 1974 (H) W         | 103-96 |
| Jan. 24, 1975 (H) W         | 82-80  |
| Jan. 22, 1977 (A) L         | 62-68  |
| Jan. 26, 2013 (H) W         | 75-54  |
| Feb. 28, 2013 (A) L         | 54-56  |
| Feb. 1, 2014 (A) L          | 68-79  |
| Mar. 12, 2014 (N) W         | 66-62* |

\*Southland Tournament, Katy, Texas

|                             |        |
|-----------------------------|--------|
| <b>MEMPHIS</b>              |        |
| <b>ORU'S RECORD: 2-7</b>    |        |
| <b>H: 0-1 A: 0-5 N: 2-1</b> |        |
| Mar. 18, 1972 (N) W         | 94-74* |
| Mar. 16, 1975 (N) W         | 97-95* |
| Mar. 15, 1984 (A) L         | 83-92# |
| Jan. 14, 1987 (H) L         | 58-59  |
| Feb. 27, 1988 (A) L         | 71-115 |
| Dec. 23, 1988 (A) L         | 62-70  |
| Mar. 17, 2006 (N) L         | 78-94# |
| Dec. 28, 2012 (A) L         | 57-72  |
| Dec. 20, 2014 (A) L         | 63-78  |

\*National Invitation Tournament, New York, N.Y.  
#NCAA Tournament, Memphis, Tenn.  
%NCAA Tournament, Dallas, Texas

|                             |         |
|-----------------------------|---------|
| <b>MIAMI (FLA.)</b>         |         |
| <b>ORU'S RECORD: 1-2</b>    |         |
| <b>H: 1-0 A: 0-1 N: 0-1</b> |         |
| Nov. 28, 1988 (A) L         | 103-108 |
| Feb. 25, 1989 (H) W         | 99-92   |
| Dec. 21, 2010 (N) L         | 56-69*  |

\*Las Vegas Holiday Hoops Classic, Las Vegas, Nev.

|                             |       |
|-----------------------------|-------|
| <b>MICHIGAN STATE</b>       |       |
| <b>ORU'S RECORD: 0-1</b>    |       |
| <b>H: 0-0 A: 0-1 N: 0-0</b> |       |
| Dec. 3, 2016 (A) L          | 76-80 |

|                               |        |
|-------------------------------|--------|
| <b>MIDDLE TENNESSEE STATE</b> |        |
| <b>ORU'S RECORD: 3-6</b>      |        |
| <b>H: 3-2 A: 0-4 N: 0-0</b>   |        |
| Dec. 2, 1968 (H) L            | 98-115 |
| Nov. 28, 1977 (H) W           | 58-55  |
| Feb. 25, 1981 (A) L           | 79-85  |
| Jan. 27, 1982 (H) W           | 83-73  |
| Jan. 2, 1992 (A) L            | 78-100 |
| Dec. 21, 1992 (H) W           | 78-75  |
| Feb. 6, 1993 (A) L            | 76-93  |
| Dec. 1, 1993 (A) L            | 77-94  |
| Nov. 27, 1995 (H) L           | 74-91  |

|                              |       |
|------------------------------|-------|
| <b>MID-AMERICA CHRISTIAN</b> |       |
| <b>ORU'S RECORD: 1-0</b>     |       |
| <b>H: 1-0 A: 0-0 N: 0-0</b>  |       |
| Nov. 10, 2023 (H) W          | 74-69 |

|                             |        |
|-----------------------------|--------|
| <b>MIDWESTERN STATE</b>     |        |
| <b>ORU'S RECORD: 7-2</b>    |        |
| <b>H: 4-0 A: 3-2 N: 0-0</b> |        |
| Nov. 28, 1966 (A) L         | 85-88  |
| Jan. 3, 1968 (H) W          | 100-83 |
| Jan. 31, 1968 (A) W         | 102-93 |
| Jan. 2, 1969 (A) L          | 79-94  |
| Feb. 1, 1969 (H) W          | 99-92  |
| Jan. 9, 1990 (H) W          | 105-80 |
| Feb. 5, 1990 (A) W          | 92-88  |

|                     |        |
|---------------------|--------|
| Nov. 10, 1990 (H) W | 121-90 |
| Feb. 14, 1991 (A) W | 82-69  |

|                             |        |
|-----------------------------|--------|
| <b>MINNESOTA</b>            |        |
| <b>ORU'S RECORD: 0-4</b>    |        |
| <b>H: 0-0 A: 0-4 N: 0-0</b> |        |
| Jan. 1, 2003 (A) L          | 80-85  |
| Dec. 12, 2003 (A) L         | 80-100 |
| Dec. 31, 2005 (A) L         | 54-67  |
| Dec. 21, 2018 (A) L         | 74-93  |

|                             |        |
|-----------------------------|--------|
| <b>MINNESOTA-DULUTH</b>     |        |
| <b>ORU'S RECORD: 1-0</b>    |        |
| <b>H: 1-0 A: 0-0 N: 0-0</b> |        |
| Mar. 1, 1975 (H) W          | 103-71 |

|                               |        |
|-------------------------------|--------|
| <b>MINNESOTA ST.-MOORHEAD</b> |        |
| <b>ORU'S RECORD: 1-0</b>      |        |
| <b>H: 1-0 A: 0-0 N: 0-0</b>   |        |
| Jan. 15, 1972 (H) W           | 116-77 |

|                               |        |
|-------------------------------|--------|
| <b>MISSISSIPPI (OLE MISS)</b> |        |
| <b>ORU'S RECORD: 0-5</b>      |        |
| <b>H: 0-1 A: 0-3 N: 0-1</b>   |        |
| Jan. 6, 1992 (A) L            | 73-86  |
| Feb. 13, 1993 (A) L           | 79-95  |
| Jan. 17, 1994 (H) L           | 68-88  |
| Feb. 11, 1995 (A) L           | 53-89  |
| Nov. 18, 2016 (N) L (OT)      | 88-95* |

\*Paradise Jam, St. Thomas, Virgin Islands

|                             |        |
|-----------------------------|--------|
| <b>MISSISSIPPI STATE</b>    |        |
| <b>ORU'S RECORD: 0-1</b>    |        |
| <b>H: 0-0 A: 0-0 N: 0-1</b> |        |
| Dec. 28, 1978 (N) L         | 69-91* |

\*Louisville Holiday Classic, Louisville, Ky.

|                                 |        |
|---------------------------------|--------|
| <b>MISSISSIPPI VALLEY STATE</b> |        |
| <b>ORU'S RECORD: 3-5</b>        |        |
| <b>H: 2-2 A: 1-3 N: 0-0</b>     |        |
| Nov. 23, 1991 (A) L             | 97-105 |
| Jan. 28, 1992 (H) L             | 92-96  |
| Feb. 1, 1993 (A) L              | 86-90  |
| Mar. 1, 1993 (H) W              | 86-95  |
| Nov. 27, 1993 (H) W             | 92-72  |
| Jan. 19, 1994 (A) L             | 78-89  |
| Dec. 7, 2002 (A) W              | 85-75  |
| Dec. 21, 2002 (H) W             | 96-63  |

|                             |        |
|-----------------------------|--------|
| <b>MISSOURI</b>             |        |
| <b>ORU'S RECORD: 1-9</b>    |        |
| <b>H: 1-1 A: 0-7 N: 0-1</b> |        |
| Dec. 17, 1979 (A) L         | 73-84  |
| Jan. 3, 1981 (H) L          | 74-83  |
| Dec. 29, 1986 (N) L         | 57-84* |
| Dec. 10, 1997 (A) L         | 67-85  |
| Nov. 20, 2008 (A) L         | 83-92  |
| Dec. 9, 2009 (H) W          | 60-59  |
| Dec. 16, 2010 (A) L         | 62-81  |
| Nov. 19, 2014 (A) L         | 64-78  |
| Dec. 7, 2018 (A) L          | 64-80  |
| Nov. 25, 2020 (A) L         | 64-91  |

\*BMA Holiday Classic, Kansas City, Mo.

|                             |        |
|-----------------------------|--------|
| <b>MISSOURI SOUTHERN</b>    |        |
| <b>ORU'S RECORD: 2-0</b>    |        |
| <b>H: 2-0 A: 0-0 N: 0-0</b> |        |
| Jan. 7, 1992 (H) W          | 120-83 |
| Dec. 4, 1989 (H) W          | 77-69  |

|                             |        |
|-----------------------------|--------|
| <b>MISSOURI STATE*</b>      |        |
| <b>ORU'S RECORD: 10-11</b>  |        |
| <b>H: 8-3 A: 2-8 N: 0-0</b> |        |
| Feb. 12, 1981 (H) W         | 100-89 |
| Jan. 8, 1983 (H) L          | 59-62  |
| Feb. 16, 1984 (H) W         | 68-63  |
| Jan. 23, 1989 (A) L         | 77-81  |
| Feb. 19, 2005 (A) W         | 86-76  |
| Dec. 7, 2005 (H) L          | 76-88  |
| Nov. 12, 2010 (A) L         | 61-78  |
| Nov. 30, 2011 (H) W         | 68-63  |
| Dec. 1, 2012 (A) W          | 72-52  |
| Dec. 13, 2013 (H) L         | 67-70  |
| Dec. 15, 2014 (H) W         | 80-61  |
| Dec. 22, 2014 (A) L         | 45-52  |
| Nov. 13, 2015 (H) W         | 80-65  |
| Dec. 16, 2015 (A) L         | 66-85  |
| Dec. 14, 2016 (A) L         | 76-86  |
| Dec. 10, 2017 (H) W         | 73-66  |
| Nov. 6, 2018 (A) L          | 50-84  |
| Dec. 21, 2019 (H) W         | 82-72  |
| Dec. 11, 2021 (A) L         | 60-69  |
| Dec. 16, 2022 (H) W         | 80-77  |
| Nov. 13, 2023 (A) L         | 69-84  |

\*Formerly Southwest Missouri State

|                             |        |
|-----------------------------|--------|
| <b>MONMOUTH</b>             |        |
| <b>ORU'S RECORD: 1-0</b>    |        |
| <b>H: 0-0 A: 0-0 N: 1-0</b> |        |
| Nov. 26, 2005 (N) W         | 62-54* |

\*Great Alaska Shootout, Anchorage, Alaska

|                          |  |
|--------------------------|--|
| <b>MONTANA</b>           |  |
| <b>ORU'S RECORD: 5-3</b> |  |

|                             |        |
|-----------------------------|--------|
| <b>H: 2-0 A: 3-1 N: 0-2</b> |        |
| Jan. 25, 1971 (A) W         | 111-79 |
| Dec. 7, 1996 (A) W          | 78-69  |
| Feb. 15, 1997 (H) W         | 96-67  |
| Nov. 18, 1997 (A) W         | 80-68  |
| Feb. 18, 2006 (A) L         | 74-88  |
| Dec. 19, 2006 (H) W         | 69-58  |
| Nov. 21, 2016 (N) L         | 47-68* |
| Nov. 20, 2017 (N) L         | 64-69# |

\*Paradise Jam, St. Thomas, Virgin Islands  
#Legends Classic, Malibu, Calif.

|                             |        |
|-----------------------------|--------|
| <b>MONTANA STATE</b>        |        |
| <b>ORU'S RECORD: 2-0</b>    |        |
| <b>H: 1-0 A: 1-0 N: 0-0</b> |        |
| Dec. 29, 1972 (H) W         | 116-68 |
| Jan. 3, 2024 (A) W          | 82-76* |

\*Big Sky/Summit League Challenge

|                             |       |
|-----------------------------|-------|
| <b>MONTEVALLO</b>           |       |
| <b>ORU'S RECORD: 1-0</b>    |       |
| <b>H: 1-0 A: 0-0 N: 0-0</b> |       |
| Jan. 15, 1997 (H) W         | 91-54 |

|                             |         |
|-----------------------------|---------|
| <b>MOREHEAD STATE</b>       |         |
| <b>ORU'S RECORD: 2-0</b>    |         |
| <b>H: 1-0 A: 1-0 N: 0-0</b> |         |
| Dec. 6, 1971 (A) W (OT)     | 105-103 |
| Jan. 6, 1973 (H) W          | 103-86  |

|                             |        |
|-----------------------------|--------|
| <b>MURRAY STATE</b>         |        |
| <b>ORU'S RECORD: 5-3</b>    |        |
| <b>H: 3-0 A: 2-2 N: 0-1</b> |        |
| Jan. 13, 1971 (A) L         | 89-90  |
| Dec. 18, 1971 (A) L         | 87-94  |
| Dec. 9, 1972 (H) W          | 79-78  |
| Dec. 22, 1973 (H) W         | 86-83  |
| Feb. 3, 1975 (A) W          | 90-79  |
| Dec. 8, 1975 (H) W          | 90-58  |
| Feb. 9, 1977 (A) W          | 80-66  |
| Dec. 21, 2008 (N) L         | 76-78* |

\*San Juan Shootout, San Juan, Puerto Rico

|                             |       |
|-----------------------------|-------|
| <b>NEBRASKA</b>             |       |
| <b>ORU'S RECORD: 1-2</b>    |       |
| <b>H: 1-0 A: 0-2 N: 0-0</b> |       |
| Dec. 22, 1999 (A) L         | 80-65 |
| Nov. 18, 2000 (H) W         | 87-83 |
| Dec. 8, 2001 (A) L          | 55-61 |

|                             |        |
|-----------------------------|--------|
| <b>NEBRASKA CHRISTIAN</b>   |        |
| <b>ORU'S RECORD: 1-0</b>    |        |
| <b>H: 1-0 A: 0-0 N: 0-0</b> |        |
| Jan. 27, 2018 (H) W         | 105-74 |

|                             |        |
|-----------------------------|--------|
| <b>NEBRASKA WESLYAN</b>     |        |
| <b>ORU'S RECORD: 2-0</b>    |        |
| <b>H: 1-0 A: 1-0 N: 0-0</b> |        |
| Feb. 26, 1968 (H) W         | 109-72 |
| Feb                         |        |

|                          |       |
|--------------------------|-------|
| Jan. 23, 1988 (H) W      | 72-60 |
| Jan. 5, 2013 (A) W       | 76-63 |
| Jan. 31, 2013 (H) W      | 90-78 |
| Jan. 30, 2014 (A) L (OT) | 72-73 |

**NORTH CAROLINA**  
**ORU'S RECORD: 0-4**  
**H: 0-0 A: 0-2 N: 0-2**



|                     |         |
|---------------------|---------|
| Mar. 17, 1973 (N) L | 65-82*  |
| Dec. 27, 1976 (N) L | 84-100# |
| Dec. 8, 1984 (A) L  | 65-87   |
| Dec. 13, 2008 (A) L | 84-100  |

\*National Invitation Tournament, New York, N.Y.  
 #Far West Classic, Portland, Ore.

**NORTH CAROLINA A&T**  
**ORU'S RECORD: 1-0**  
**H: 1-0 A: 0-0 N: 0-0**



|                     |        |
|---------------------|--------|
| Feb. 19, 1977 (H) W | 110-64 |
|---------------------|--------|

**NORTH DAKOTA**  
**ORU'S RECORD: 9-5**  
**H: 5-2 A: 2-3 N: 2-0**



|                     |        |
|---------------------|--------|
| Jan. 3, 2019 (H) W  | 83-72  |
| Feb. 16, 2019 (A) L | 73-85  |
| Jan. 11, 2020 (H) W | 88-73  |
| Feb. 6, 2020 (A) L  | 68-74  |
| Jan. 8, 2021 (H) L  | 71-72  |
| Jan. 9, 2021 (H) W  | 74-57  |
| Mar. 7, 2021 (N) W  | 76-65* |
| Jan. 20, 2022 (H) W | 80-76  |
| Feb. 19, 2022 (A) W | 87-73  |
| Jan. 21, 2023 (A) W | 84-72  |
| Feb. 16, 2023 (H) W | 73-70  |
| Mar. 4, 2023 (N) W  | 96-80  |
| Jan. 18, 2024 (A) L | 77-87  |
| Feb. 17, 2024 (H) L | 65-78  |

\*Summit League Tournament, Sioux Falls, S.D.

**NORTH DAKOTA STATE**  
**ORU'S RECORD: 18-22**  
**H: 10-5 A: 4-13 N: 4-4**



|                         |         |
|-------------------------|---------|
| Jan. 22, 1968 (A) L     | 79-86   |
| Jan. 14, 1980 (H) W     | 109-102 |
| Dec. 6, 2007 (H) W      | 69-57   |
| Mar. 1, 2008 (A) L      | 55-68   |
| Dec. 4, 2008 (A) L      | 75-83   |
| Feb. 28, 2009 (H) L     | 72-75   |
| Jan. 2, 2010 (A) W      | 65-59   |
| Jan. 28, 2010 (H) W     | 71-57   |
| Mar. 7, 2010 (N) W (OT) | 65-64*  |
| Jan. 6, 2011 (A) L      | 74-80   |
| Feb. 5, 2011 (H) W      | 81-73   |
| Mar. 5, 2011 (N) W      | 72-65*  |
| Jan. 5, 2012 (H) W      | 89-80   |
| Feb. 4, 2012 (A) W      | 85-76   |
| Jan. 2, 2015 (A) L      | 66-72   |
| Feb. 26, 2015 (H) W     | 74-58   |
| Mar. 9, 2015 (N) L      | 56-60*  |
| Jan. 9, 2016 (H) W      | 66-65   |
| Feb. 4, 2016 (A) L      | 63-67   |
| Jan. 25, 2017 (A) L     | 71-81   |
| Feb. 22, 2017 (H) L     | 80-82   |
| Jan. 13, 2018 (A) L     | 64-82   |
| Feb. 8, 2018 (H) W (OT) | 67-66   |
| Jan. 26, 2019 (H) L     | 57-67   |
| Feb. 14, 2019 (A) L     | 73-85   |
| Mar. 10, 2019 (N) L     | 73-86*  |
| Jan. 9, 2020 (H) W      | 79-73   |
| Feb. 8, 2020 (A) L      | 76-83   |
| Mar. 9, 2020 (N) L      | 69-75*  |
| Feb. 5, 2021 (A) L      | 54-61   |
| Feb. 6, 2021 (A) W      | 80-74   |
| Mar. 9, 2021 (N) W      | 75-72*  |
| Jan. 22, 2022 (H) L     | 71-72   |
| Feb. 17, 2022 (A) L     | 59-77   |
| Mar. 7, 2022 (N) L      | 72-92*  |
| Jan. 19, 2022 (A) W     | 92-69   |
| Feb. 18, 2023 (H) W     | 74-66   |
| Mar. 7, 2023 (N) W      | 92-58*  |
| Jan. 20, 2024 (A) L     | 67-72   |
| Feb. 15, 2024 (H) L     | 60-73   |

\*Summit League Tournament, Sioux Falls, S.D.

**NORTH TEXAS**  
**ORU'S RECORD: 4-4**  
**H: 3-1 A: 1-3 N: 0-0**



|                          |         |
|--------------------------|---------|
| Feb. 12, 1977 (H) W      | 113-90  |
| Jan. 14, 1978 (H) W      | 80-73   |
| Feb. 18, 1978 (A) L      | 59-61   |
| Jan. 20, 1979 (A) L      | 58-82   |
| Feb. 20, 1982 (H) W      | 109-97  |
| Feb. 26, 1983 (A) L      | 79-99   |
| Nov. 28, 1987 (H) L      | 80-88   |
| Feb. 20, 1989 (A) W (OT) | 117-116 |

**NORTHEASTERN ILLINOIS**  
**ORU'S RECORD: 3-1**  
**H: 2-0 A: 1-1 N: 0-0**



|                     |        |
|---------------------|--------|
| Dec. 14, 1996 (A) L | 72-76  |
| Feb. 1, 1997 (H) W  | 95-71  |
| Jan. 22, 1998 (H) W | 95-86  |
| Feb. 21, 1998 (A) W | 106-81 |

**NORTHEASTERN STATE**  
**ORU'S RECORD: 2-1**  
**H: 1-0 A: 1-0 N: 0-1**



|                          |        |
|--------------------------|--------|
| Nov. 23, 1967 (N) L      | 76-79* |
| Nov. 24, 1969 (A) W (OT) | 77-71  |
| Jan. 22, 1970 (H) W      | 82-81  |

\*John Brown Classic, Siloam Springs, Ark.

**NORTHERN ARIZONA**  
**ORU'S RECORD: 4-0**  
**H: 2-0 A: 2-0 N: 0-0**



|                          |       |
|--------------------------|-------|
| Jan. 6, 1995 (H) W       | 75-58 |
| Dec. 19, 1995 (A) W (OT) | 70-66 |
| Dec. 1, 2003 (H) W       | 83-70 |
| Nov. 24, 2004 (A) W      | 70-69 |

**NORTHERN COLORADO**  
**ORU'S RECORD: 2-0**  
**H: 1-0 A: 1-0 N: 0-0**



|                     |       |
|---------------------|-------|
| Dec. 14, 2004 (H) W | 78-57 |
| Dec. 11, 2005 (A) W | 79-66 |

**NORTHERN ILLINOIS**  
**ORU'S RECORD: 0-2**  
**H: 0-0 A: 0-1 N: 0-1**



|                     |        |
|---------------------|--------|
| Feb. 3, 1973 (A) L  | 86-95  |
| Nov. 23, 2018 (N) L | 66-87* |

\*MABC Oakland Hoops Challenge, Rochester, Mich.

**NORTHERN IOWA**  
**ORU'S RECORD: 1-1**  
**H: 1-0 A: 0-1 N: 0-0**



|                    |       |
|--------------------|-------|
| Dec. 2, 1996 (A) L | 55-61 |
| Jan. 4, 1997 (H) W | 74-72 |

**NORTHWESTERN STATE**  
**ORU'S RECORD: 1-6**  
**H: 1-3 A: 0-3 N: 0-0**



|                     |        |
|---------------------|--------|
| Jan. 4, 1988 (H) L  | 76-82  |
| Dec. 5, 2000 (A) L  | 59-71* |
| Dec. 18, 2000 (H) L | 78-85  |
| Jan. 10, 2013 (H) W | 80-74  |
| Feb. 7, 2013 (A) L  | 73-85  |
| Jan. 25, 2014 (H) L | 83-87  |
| Mar. 8, 2014 (A) L  | 82-88  |

\*at Bossier City, La.

**NORTHWESTERN OKLA. ST.**  
**ORU'S RECORD: 3-0**  
**H: 0-0 A: 0-0 N: 0-0**



|                          |       |
|--------------------------|-------|
| Nov. 11, 1989 (H) W      | 84-41 |
| Jan. 30, 1991 (A) W (OT) | 89-86 |
| Nov. 16, 2009 (H) W      | 86-50 |

**NOTRE DAME**  
**ORU'S RECORD: 0-1**  
**H: 0-0 A: 0-1 N: 0-0**



|                     |        |
|---------------------|--------|
| Mar. 12, 1997 (A) L | 58-74* |
|---------------------|--------|

\*National Invitation Tournament, South Bend, Ind.

**OAKLAND**  
**ORU'S RECORD: 18-16**  
**H: 11-4 A: 6-10 N: 1-2**



|                          |        |
|--------------------------|--------|
| Jan. 14, 1999 (A) W (OT) | 94-89  |
| Feb. 20, 1999 (H) W      | 80-68  |
| Jan. 20, 2000 (H) L      | 93-78  |
| Feb. 26, 2000 (A) L (OT) | 86-84  |
| Jan. 4, 2001 (H) W       | 91-77  |
| Feb. 10, 2001 (A) L      | 72-78  |
| Jan. 12, 2002 (H) W      | 93-61  |
| Feb. 7, 2002 (A) L       | 76-85  |
| Jan. 18, 2003 (H) W      | 88-75  |
| Feb. 13, 2003 (A) L      | 78-57  |
| Jan. 22, 2004 (A) W      | 70-68  |
| Feb. 21, 2004 (H) W      | 84-75  |
| Jan. 20, 2005 (H) W      | 94-89  |
| Feb. 16, 2005 (A) W      | 72-61  |
| Mar. 8, 2005 (N) L       | 60-61* |
| Jan. 19, 2006 (H) W      | 74-63  |
| Feb. 9, 2006 (A) W       | 90-53  |
| Jan. 25, 2007 (H) W      | 73-63  |
| Feb. 24, 2007 (A) L (OT) | 84-85  |
| Mar. 6, 2007 (N) W       | 71-67* |
| Jan. 12, 2008 (A) W      | 66-60  |
| Feb. 7, 2008 (H) W       | 60-53  |
| Jan. 10, 2009 (H) W (OT) | 68-65  |
| Feb. 5, 2009 (A) L       | 69-81  |
| Jan. 7, 2010 (H) L       | 64-67  |
| Feb. 6, 2010 (A) L       | 77-79  |
| Dec. 30, 2010 (H) L      | 77-85  |
| Jan. 27, 2011 (A) L      | 85-88  |
| Mar. 8, 2011 (N) L       | 76-90# |
| Jan. 3, 2012 (A) W       | 89-80  |
| Jan. 21, 2012 (H) W      | 93-86  |
| Dec. 1, 2016 (A) L       | 64-92  |
| Nov. 27, 2018 (H) L (OT) | 86-93  |
| Nov. 24, 2018 (A) L      | 76-87* |

\*Mid-Con Conference Tournament, Tulsa, Okla.  
 #Summit League Tournament, Sioux Falls, S.D.  
 ^ MABC Oakland Hoops Challenge, Rochester, Mich.

**OGLETHORPE**  
**ORU'S RECORD: 1-0**  
**H: 0-0 A: 1-0 N: 0-0**



|                    |        |
|--------------------|--------|
| Feb. 5, 1972 (A) W | 126-93 |
|--------------------|--------|

**OHIO STATE**  
**ORU'S RECORD: 1-0**  
**H: 0-0 A: 0-0 N: 1-0**



|                          |        |
|--------------------------|--------|
| Mar. 19, 2021 (N) W (OT) | 75-72* |
|--------------------------|--------|

\*NCAA First Round, West Lafayette, Ind.

**OKLAHOMA**  
**ORU'S RECORD: 2-17**  
**H: 1-3 A: 1-11 N: 0-3**




|                     |         |
|---------------------|---------|
| Jan. 3, 1976 (A) W  | 64-58   |
| Jan. 5, 1977 (H) W  | 68-50   |
| Mar. 9, 1982 (H) L  | 73-81*  |
| Dec. 29, 1987 (N) L | 93-144# |
| Dec. 10, 1988 (A) L | 122-152 |
| Jan. 23, 1992 (A) L | 89-130  |
| Jan. 18, 1995 (A) L | 53-87   |
| Dec. 21, 1995 (H) L | 53-87   |
| Dec. 30, 1998 (N) L | 69-85#  |
| Dec. 29, 2000 (N) L | 51-84#  |
| Nov. 22, 2003 (A) L | 68-84*  |
| Dec. 28, 2005 (A) L | 73-81   |
| Dec. 11, 2010 (A) L | 60-73   |
| Dec. 8, 2011 (A) L  | 59-73   |
| Nov. 28, 2012 (H) L | 62-63   |
| Dec. 16, 2014 (A) L | 53-85   |
| Dec. 12, 2015 (A) L | 73-96   |
| Dec. 7, 2016 (A) L  | 66-92   |
| Dec. 16, 2020 (A) L | 65-79   |

\*National Invitation Tournament, Tulsa, Okla.

#All-College Classic, Oklahoma City, Okla.

%Sooner Invitational, Norman, Okla.

**OKLAHOMA BAPTIST**  
**ORU'S RECORD: 6-0**  
**H: 5-0 A: 1-0 N: 0-0**



|                     |       |
|---------------------|-------|
| Dec. 1, 1969 (A) W  | 87-77 |
| Nov. 30, 1970 (H) W | 96-70 |
| Jan. 17, 1991 (H) W | 90-78 |
| Nov. 24, 1984 (H) W | 91-77 |
| Nov. 23, 1985 (H) W | 78-66 |
| Nov. 19, 2022 (H) W | 98-86 |

**OKLAHOMA CHRISTIAN**  
**ORU'S RECORD: 7-6**  
**H: 4-1 A: 2-3 N: 1-2**



|                          |          |
|--------------------------|----------|
| Jan. 21, 1967 (H) L      | 84-93    |
| Feb. 18, 1967 (A) L      | 76-80    |
| Nov. 25, 1967 (N) L      | 78-86*   |
| Jan. 13, 1968 (H) W      | 116-95   |
| Feb. 23, 1968 (A) L      | 78-89    |
| Jan. 25, 1969 (H) W      | 85-80    |
| Feb. 13, 1969 (A) L      | 72-104   |
| Jan. 13, 1970 (A) W      | 79-56    |
| Jan. 29, 1970 (H) W (OT) | 89-88    |
| Dec. 9, 1989 (N) L       | 93-98#   |
| Mar. 5, 1990 (N) W       | 105-104# |
| Jan. 5, 1991 (A) W       | 124-95   |
| Jan. 4, 1991 (H) W       | 82-65    |

\*John Brown Classic, Siloam Springs, Ark.

#Domino's Pizza Classic, Bethany, Okla.

%NAIA District Nine Playoffs

**OKLAHOMA CITY**  
**ORU'S RECORD: 21-7**  
**H: 9-2 A: 9-4 N: 3-1**



|                         |          |
|-------------------------|----------|
| Feb. 14, 1974 (A) L     | 94-100   |
| Mar. 3, 1974 (H) W      | 103-84   |
| Jan. 13, 1975 (H) W     | 98-80    |
| Feb. 24, 1975 (A) W     | 71-67    |
| Jan. 24, 1976 (A) W     | 72-70    |
| Feb. 14, 1976 (H) W     | 74-71    |
| Dec. 29, 1977 (N) W     | 80-65*   |
| Jan. 28, 1978 (A) L     | 50-57    |
| Feb. 25, 1978 (H) L     | 63-64    |
| Jan. 27, 1979 (H) W     | 91-80    |
| Feb. 10, 1979 (A) W     | 77-70    |
| Jan. 28, 1980 (A) W     | 92-72    |
| Feb. 25, 1980 (H) W     | 119-115  |
| Mar. 1, 1980 (N) W      | 101-100# |
| Jan. 31, 1981 (A) L     | 84-96    |
| Feb. 14, 1981 (H) W     | 109-98   |
| Jan. 30, 1982 (H) W     | 65-55    |
| Feb. 27, 1982 (A) W     | 87-76    |
| Feb. 5, 1983 (A) W      | 47-34    |
| Mar. 5, 1983 (H) W      | 91-60    |
| Jan. 16, 1984 (A) W     | 82-80    |
| Feb. 11, 1984 (A) W     | 92-83    |
| Mar. 8, 1984 (N) W      | 79-78#   |
| Jan. 12, 1985 (H) W     | 66-62    |
| Feb. 11, 1985 (A) W     | 81-61    |
| Dec. 5, 1990 (A) L (OT) | 114-116  |
| Jan. 15, 1991 (H) L     | 102-104  |
| Mar. 6, 1991 (N) L      | 104-117% |

\*All-College Classic, Oklahoma City, Okla.

#Midwestern Collegiate Tournament, Chicago, Ill

%NAIA District Nine Playoffs

**OKLAHOMA STATE**  
**ORU'S RECORD: 5-20**



**H: 3-6 A: 1-14 N: 1-0**

|                     |        |
|---------------------|--------|
| Dec. 6, 1975 (A) L  | 62-74  |
| Dec. 11, 1976 (H) W | 79-65  |
| Dec. 13, 1977 (A) W | 77-75  |
| Dec. 12, 1978 (H) L | 69-70  |
| Dec. 2, 1980 (A) L  | 80-86  |
| Dec. 2, 1981 (H) L  | 75-77  |
| Jan. 11, 1983 (A) L | 82-108 |
| Dec. 5, 1983 (H) W  | 62-61  |
| Dec. 18, 1984 (A) L | 71-92  |
| Dec. 7, 1985 (H) L  | 71-73  |
| Jan. 18, 1989 (A) L | 98-124 |
| Jan. 25, 1992 (A) L | 61-84  |
| Jan. 21, 1993 (H) L | 45-90  |
| Mar. 4, 1993 (A) L  | 85-114 |
| Nov. 29, 1993 (A) L | 52-94  |
| Jan. 11, 1995 (H) L | 45-84  |
| Jan. 10, 1996 (A) L | 56-73  |
| Jan. 29, 1997 (H) W | 71-60  |
| Dec. 2, 1997 (A) L  | 66-73  |
| Dec. 20, 2007 (N) W | 74-59* |

Nov. 19, 2012 (A) W 69-67  
\*ESPN BracketBuster, Tulsa, Okla.

**PANHANDLE STATE**  
ORU'S RECORD: 2-0  
H: 1-0 A: 0-0 N: 1-0  
Dec. 2, 1989 (N) W 93-58\*  
Nov. 25, 2006 (H) W 91-41  
\*Pioneer Classic, Thief River Falls, Minn.

**PARSONS**  
ORU'S RECORD: 2-0  
H: 1-0 A: 1-0 N: 0-0  
Jan. 26, 1968 (A) W 73-57  
Feb. 15, 1968 (H) W 104-70

**PENNSYLVANIA**  
ORU'S RECORD: 0-2  
H: 0-1 A: 0-0 N: 0-1  
Jan. 17, 1976 (H) L 74-75  
Dec. 30, 1986 (N) L 63-71\*  
\*BMA Holiday Classic, Kansas City, Mo.

**PENN STATE**  
ORU'S RECORD: 0-1  
H: 0-0 A: 0-1 N: 0-0  
Nov. 24, 2017 (A) L 48-86\*  
\*Legends Classic, University Park, Penn.

**PEPPERDINE**  
ORU'S RECORD: 2-3  
H: 1-1 A: 1-2 N: 0-0  
Jan. 4, 1974 (A) W 87-74  
Feb. 9, 1974 (H) W 98-71  
Jan. 9, 1993 (A) L 76-116  
Jan. 8, 1994 (H) L 73-76  
Nov. 21, 2017 (A) L 76-80\*  
\*Legends Classic, Malibu, Calif.

**PERSHING**  
ORU'S RECORD: 2-0  
H: 1-0 A: 1-0 N: 0-0  
Jan. 10, 1970 (A) W 90-79  
Feb. 19, 1970 (H) W 100-89

**PHILLIPS**  
ORU'S RECORD: 3-0  
H: 2-0 A: 1-0 N: 0-0  
Mar. 2, 1990 (H) W 102-73  
Jan. 12, 1991 (H) W 99-72  
Feb. 23, 1991 (A) W 118-115

**PITTSBURGH**  
ORU'S RECORD: 0-1  
H: 0-0 A: 0-0 N: 0-1  
Mar. 20, 2008 (N) L 63-82\*  
\*NCAA Tournament, Denver, Colo.

**PITTSBURG STATE**  
ORU'S RECORD: 1-0  
H: 1-0 A: 0-0 N: 0-0  
Nov. 26, 1990 (H) W 101-87

**PORTLAND STATE**  
ORU'S RECORD: 1-0  
H: 1-0 A: 0-0 N: 0-0  
Jan. 23, 1980 (H) W 114-88

**PRAIRIE VIEW A&M**  
ORU'S RECORD: 3-0  
H: 2-0 A: 1-0 N: 0-0  
Jan. 16, 1992 (A) W 101-90  
Jan. 30, 1992 (H) W 108-67  
Feb. 11, 1993 (H) W 84-82

**PRINCETON**  
ORU'S RECORD: 3-1  
H: 1-0 A: 1-0 N: 1-1  
Dec. 1, 1979 (N) W 70-62  
Nov. 29, 1980 (H) W 66-61  
Nov. 28, 1981 (A) W (OT) 64-59  
Dec. 13, 1991 (N) L 55-64\*  
\*BYU Cougar Classic, Provo, Utah

**PURDUE FORT WAYNE**  
ORU'S RECORD: 13-11  
H: 7-4 A: 4-7 N: 2-0  
Jan. 10, 2008 (A) W 68-56  
Feb. 9, 2008 (H) W 88-56  
Mar. 10, 2008 (N) W 58-42\*  
Jan. 8, 2009 (H) W 73-46  
Feb. 7, 2009 (A) L 65-74  
Jan. 9, 2010 (H) W 68-55  
Feb. 4, 2010 (A) W (OT) 71-68  
Dec. 28, 2010 (H) L 73-76  
Jan. 29, 2011 (A) L 77-80  
Jan. 19, 2012 (H) W 65-54  
Feb. 15, 2012 (A) W 75-71  
Mar. 3, 2012 (N) W 71-67#  
Jan. 17, 2015 (H) W 62-58  
Feb. 7, 2015 (A) L 69-75  
Dec. 30, 2015 (A) L 84-90  
Jan. 28, 2016 (H) L 63-68  
Dec. 31, 2016 (A) L 91-102

Jan. 28, 2017 (H) L 83-87  
Jan. 4, 2018 (H) W 76-60  
Feb. 1, 2018 (A) L 75-85  
Jan. 10, 2019 (A) L 69-94  
Feb. 2, 2019 (H) L 81-82  
Jan. 18, 2020 (A) W 92-68  
Feb. 29, 2020 (H) W 72-66  
\*Summit League Tournament, Tulsa, Okla.  
\*Summit League Tournament, Sioux Falls, S.D.

**QUINCY**  
ORU'S RECORD: 2-0  
H: 1-0 A: 1-0 N: 0-0  
Dec. 28, 1968 (A) W 90-63  
Nov. 28, 1976 (H) W 81-63

**RHODE ISLAND**  
ORU'S RECORD: 1-0  
H: 0-0 A: 1-0 N: 0-0  
Feb. 6, 1973 (A) W 95-93

**RICE**  
ORU'S RECORD: 1-2  
H: 0-1 A: 0-1 N: 1-0  
Jan. 22, 1994 (H) L 68-85  
Feb. 22, 1995 (A) L 72-83  
Dec. 23, 2010 (N) W 80-78\*  
\*Las Vegas Holiday Hoops Classic, Las Vegas, Nev.

**RICHMOND**  
ORU'S RECORD: 2-0  
H: 1-0 A: 1-0 N: 0-0  
Dec. 23, 2016 (H) W 87-72  
Dec. 15, 2018 (A) W 59-52

**ROCKHURST**  
ORU'S RECORD: 5-0  
H: 2-0 A: 3-0 N: 0-0  
Feb. 2, 1968 (A) W 90-80  
Feb. 17, 1990 (A) W 110-88  
Jan. 22, 1991 (H) W 98-72  
Feb. 21, 1991 (A) W 98-77  
Nov. 22, 1996 (H) W 76-59

**ROGERS STATE**  
ORU'S RECORD: 5-0  
H: 5-0 A: 0-0 N: 0-0  
Nov. 14, 2016 (H) W 87-76  
Nov. 19, 2019 (H) W 73-60  
Nov. 28, 2020 (H) W 93-63  
Nov. 23, 2021 (H) W 91-31  
Nov. 27, 2022 (H) W 81-70

**SACRAMENTO STATE**  
ORU'S RECORD: 2-0  
H: 1-0 A: 1-0 N: 0-0  
Feb. 6, 1996 (H) W 78-66  
Jan. 26, 1997 (A) W 78-55  
\*Formerly Cal. State Sacramento

**ST. BONAVENTURE**  
ORU'S RECORD: 0-1  
H: 0-0 A: 0-0 N: 0-1  
Dec. 22, 1997 (N) L 67-70\*  
\*San Juan Shootout, San Juan, Puerto Rico

**ST. FRANCIS (N.Y.)**  
ORU'S RECORD: 1-0  
H: 1-0 A: 0-0 N: 0-0  
Feb. 1, 1977 (H) W 90-67

**ST. FRANCIS (PA.)**  
ORU'S RECORD: 1-0  
H: 1-0 A: 0-0 N: 0-0  
Jan. 5, 1972 (H) W 125-104

**ST. GREGORY'S**  
ORU'S RECORD: 3-0  
H: 3-0 A: 0-0 N: 0-0  
Dec. 20, 2003 (H) W 94-72  
Nov. 29, 2005 (H) W 90-52  
Nov. 14, 2012 (H) W 90-41

**ST. JOHN'S**  
ORU'S RECORD: 0-2  
H: 0-0 A: 0-1 N: 0-1  
Mar. 21, 1972 (N) L 78-94\*  
Nov. 30, 1979 (A) L 78-90  
\*National Invitation Tournament, New York, N.Y.

**ST. LOUIS**  
ORU'S RECORD: 13-5  
H: 7-1 A: 6-3 N: 0-1  
Feb. 9, 1976 (A) W 72-69  
Mar. 1, 1976 (H) W 79-76  
Feb. 16, 1977 (H) W 71-65  
Jan. 29, 1983 (A) W 77-66  
Mar. 2, 1983 (H) W 70-57  
Jan. 7, 1984 (A) W 79-73  
Feb. 4, 1984 (H) W 72-61  
Jan. 5, 1985 (H) W 68-55  
Feb. 2, 1985 (A) W 74-64  
Mar. 7, 1985 (H) W 56-53\*

Jan. 11, 1986 (H) L 44-64  
Feb. 8, 1986 (A) L 62-76  
Jan. 10, 1987 (A) L 53-75  
Feb. 7, 1987 (H) W 69-63  
Feb. 27, 1987 (N) L 64-75 #  
Nov. 25, 1989 (A) W 87-85  
Nov. 27, 2004 (A) W 55-54  
Nov. 21, 2013 (A) L 55-72  
\*Midwestern Collegiate Tournament, Tulsa, Okla.  
\*Midwestern Collegiate Tournament, Indianapolis, Ind.

**ST. MARTIN'S COLLEGE**  
ORU'S RECORD: 1-0  
H: 1-0 A: 0-0 N: 0-0  
Nov. 19, 1990 (H) W 113-96

**ST. MARY OF THE PLAINS**  
ORU'S RECORD: 1-1  
H: 1-0 A: 0-1 N: 0-0  
Dec. 8, 1966 (H) W 101-87  
Feb. 23, 1967 (A) L 97-110

**ST. MARY'S (CALIF.)**  
ORU'S RECORD: 1-0  
H: 1-0 A: 0-0 N: 0-0  
Dec. 29, 1972 (H) W 110-96  
Nov. 7, 2022 (A) L 70-78

**ST. MARY'S (TEXAS)**  
ORU'S RECORD: 3-0  
H: 2-0 A: 1-0 N: 0-0  
Dec. 4, 1967 (H) W 97-77  
Feb. 17, 1968 (A) W 65-64  
Dec. 7, 1981 (H) W 80-62

**SAM HOUSTON STATE**  
ORU'S RECORD: 4-4  
H: 3-0 A: 1-1 N: 0-3  
Nov. 26, 1993 (H) W 78-66  
Nov. 28, 1994 (A) L 73-77  
Nov. 24, 2009 (N) L 65-71  
Jan. 19, 2013 (A) W (OT) 65-61  
Feb. 14, 2013 (H) W 74-64  
Mar. 14, 2013 (N) L 55-58\*  
Mar. 1, 2014 (H) W 80-73  
Mar. 13, 2014 (N) L 61-70\*  
\*Southland Conference Tournament, Katy, Texas

**SAMFORD**  
ORU'S RECORD: 1-1  
H: 1-1 A: 0-0 N: 0-0  
Dec. 8, 1969 (H) W 113-89  
Feb. 23, 1988 (H) L 62-71

**SAN DIEGO**  
ORU'S RECORD: 1-1  
H: 1-0 A: 0-1 N: 0-0  
Dec. 30, 1992 (H) W 92-88  
Jan. 5, 1993 (A) L 78-112

**SAN DIEGO STATE**  
ORU'S RECORD: 3-1  
H: 2-0 A: 1-1 N: 0-0  
Dec. 16, 1972 (A) W 87-75  
Dec. 13, 1973 (H) W 95-78  
Dec. 27, 1983 (A) L (OT) 75-85  
Dec. 4, 1985 (H) W 89-77

**SAN FRANCISCO**  
ORU'S RECORD: 0-2  
H: 0-0 A: 0-2 N: 0-0  
Dec. 19, 1975 (A) L 76-98  
Dec. 21, 1976 (A) L 76-86

**SANTA CLARA**  
ORU'S RECORD: 1-0  
H: 0-0 A: 0-0 N: 1-0  
Dec. 20, 1975 (N) W 89-68

**SCIENCE AND ARTS OF OKLA.**  
ORU'S RECORD: 1-0  
H: 1-0 A: 0-0 N: 0-0  
Mar. 1, 1991 (H) W 107-87\*  
\*NAIA District Nine Playoffs

**SEATTLE PACIFIC**  
ORU'S RECORD: 1-0  
H: 1-0 A: 0-0 N: 0-0  
Dec. 12, 1983 (H) W 94-89

**SETON HALL**  
ORU'S RECORD: 1-0  
H: 0-0 A: 0-0 N: 1-0  
Dec. 28, 2006 (N) W 76-74\*  
\*BYU Holiday Classic, Provo, Utah

**SOUTH CAROLINA**  
ORU'S RECORD: 1-2  
H: 1-0 A: 0-2 N: 0-0  
Mar. 2, 1988 (A) L 62-91  
Jan. 28, 1989 (H) W 87-86  
Nov. 16, 2015 (A) L 66-84

**SOUTH CAROLINA STATE**  
ORU'S RECORD: 1-0  
H: 0-0 A: 0-0 N: 1-0  
Nov. 21, 2003 (N) W 63-60\*  
\*Sooner Invitational, Norman, Okla.

**SOUTH DAKOTA**  
ORU'S RECORD: 14-10  
H: 7-4 A: 6-6 N: 1-0  
Dec. 14, 1970 (A) W 120-103  
Jan. 16, 1973 (H) W 92-79  
Dec. 30, 2011 (A) W 79-67  
Jan. 26, 2012 (H) W 97-64  
Jan. 31, 2015 (A) W 73-72  
Feb. 14, 2015 (H) L 70-83  
Jan. 3, 2016 (H) L 84-94  
Feb. 6, 2016 (A) L 79-91  
Jan. 18, 2017 (H) W 90-80  
Feb. 18, 2017 (A) L 72-86  
Jan. 17, 2018 (A) L 70-82  
Feb. 14, 2018 (H) L 67-85  
Jan. 17, 2019 (H) W 77-74  
Feb. 10, 2019 (A) W 86-72  
Jan. 25, 2020 (A) L 80-91  
Feb. 15, 2020 (H) W 94-80  
Feb. 20, 2021 (A) L 84-86  
Dec. 20, 2021 (A) W 82-73  
Feb. 26, 2022 (H) L 87-92  
Jan. 30, 2023 (H) W 103-53  
Feb. 23, 2023 (A) W 82-70  
Jan. 11, 2024 (H) W 84-66  
Feb. 22, 2024 (A) L 76-77  
Mar. 8, 2024 (N) W 77-62\*  
\*Summit League Tournament, Sioux Falls, S.D.

**SOUTH DAKOTA STATE**  
ORU'S RECORD: 14-21  
H: 9-7 A: 4-11 N: 1-3  
Jan. 24, 1968 (A) L 85-92  
Dec. 8, 2007 (H) W 80-51  
Feb. 28, 2008 (A) W 67-52  
Dec. 6, 2008 (A) W 85-76  
Feb. 26, 2009 (H) W 63-58  
Mar. 7, 2009 (N) L (OT) 69-72\*  
Dec. 31, 2009 (A) L 70-72  
Jan. 30, 2010 (H) W 68-63  
Jan. 8, 2011 (A) W 90-82  
Feb. 3, 2011 (H) W 77-73  
Jan. 7, 2012 (H) W 97-75  
Feb. 2, 2012 (A) L 60-75  
Jan. 24, 2015 (H) L 72-76  
Feb. 21, 2015 (A) L 52-81  
Jan. 21, 2016 (H) L 74-86  
Feb. 27, 2016 (A) L 65-73  
Mar. 5, 2016 (N) L 70-73\*  
Jan. 12, 2017 (H) W 94-88  
Feb. 4, 2017 (A) L 67-74  
Jan. 11, 2018 (A) L 75-78  
Feb. 10, 2018 (H) L 75-85  
Jan. 12, 2019 (A) L 65-84  
Jan. 31, 2019 (H) L 80-86  
Jan. 2, 2020 (A) L 79-96  
Jan. 29, 2020 (H) L 61-76  
Feb. 13, 2021 (H) W 103-86  
Feb. 14, 2021 (H) L 80-95  
Mar. 8, 2021 (N) W 90-88\*  
Dec. 22, 2021 (A) L 76-82  
Feb. 24, 2022 (H) L 102-106  
Dec. 19, 2022 (H) W 79-40  
Feb. 25, 2023 (A) W 69-65  
Jan. 27, 2024 (H) W 87-82  
Feb. 10, 2024 (A) W 72-83  
Mar. 9, 2024 (N) L 63-79\*  
\*Summit League Tournament, Sioux Falls, S.D.

**SOUTH FLORIDA**  
ORU'S RECORD: 2-0  
H: 0-0 A: 0-0 N: 2-0  
Dec. 7, 1991 (N) W 99-92\*  
Dec. 22, 2008 (N) W 86-63#  
\*Marshall Invitational, Huntington, W.V.  
#San Juan Shootout, San Juan, Puerto Rico

**SOUTHEAST MISSOURI ST.**  
ORU'S RECORD: 4-1  
H: 2-1 A: 2-0 N: 0-0  
Dec. 3, 1975 (H) W 89-56  
Nov. 28, 1990 (A) W 100-89  
Dec. 15, 1990 (H) L 107-109  
Dec. 16, 1995 (A) W 74-58  
Feb. 24, 1996 (H) W 85-69

**SOUTHEASTERN LOUISIANA**  
ORU'S RECORD: 3-0  
H: 2-0 A: 1-0 N: 0-0  
Jan. 3, 2013 (A) W 86-72  
Feb. 2, 2013 (H) W 65-59  
Feb. 8, 2014 (H) W 71-54

**SOUTHEASTERN OKLAHOMA**  
ORU'S RECORD: 1-0  
H: 0-0 A: 0-0 N: 1-0  
Mar. 6, 1990 (N) W 91-77\*

\*NAIA District Nine Playoffs

**SOUTHERN**  
**ORU'S RECORD: 0-1**  
**H: 0-1 A: 0-0 N: 0-0**  
 Jan. 8, 1986 (H) L 56-66

**SOUTHERN ARKANSAS**  
**ORU'S RECORD: 1-0**  
**H: 1-0 A: 0-0 N: 0-0**  
 Nov. 27, 2000 (H) W 84-58

**SOUTHERN CALIFORNIA (USC)**  
**ORU'S RECORD: 4-3**  
**H: 1-0 A: 2-2 N: 1-1**  
 Dec. 29, 1973 (N) L 75-96\*  
 Dec. 12, 1975 (A) W 83-80  
 Dec. 22, 1976 (A) W 71-70  
 Dec. 21, 1981 (A) L 75-95  
 Nov. 26, 1982 (H) W 72-51  
 Nov. 23, 2005 (N) W 68-48#  
 Dec. 28, 2008 (A) L 56-66  
 \*All-College Classic, Oklahoma City, Okla.  
 #Great Alaska Shootout, Anchorage, Alaska

**SOUTHERN ILLINOIS**  
**ORU'S RECORD: 2-3**  
**H: 2-1 A: 0-2 N: 0-0**  
 Feb. 25, 1974 (H) W 102-88  
 Jan. 27, 1975 (H) W 78-69  
 Feb. 8, 1975 (A) L 61-77  
 Feb. 14, 1994 (H) L 76-92  
 Dec. 19, 1994 (A) L 71-93

**SOUTHERN INDIANA\***  
**ORU'S RECORD: 1-0**  
**H: 1-0 A: 0-0 N: 0-0**  
 Dec. 9, 1978 (H) W 68-48  
 \*Formerly Indiana State-Evansville

**SOUTHERN METHODIST (SMU)**  
**ORU'S RECORD: 2-7**  
**H: 2-3 A: 0-5 N: 0-0**  
 Jan. 18, 1992 (H) L 80-92  
 Dec. 9, 1992 (A) L 73-112  
 Feb. 20, 1993 (H) L 95-102  
 Mar. 2, 1994 (A) L 63-74  
 Feb. 25, 1995 (H) L 59-70  
 Dec. 14, 2001 (A) L 64-82  
 Dec. 4, 2002 (H) W 75-62  
 Mar. 16, 2011 (A) L (OT) 57-64\*  
 Nov. 21, 2011 (H) W 62-56#  
 Dec. 2, 2018 (A) L 67-79  
 \*CollegelInsider.com Tournament, Dallas, Texas  
 #NIT Tip-Off, Tulsa, Okla.

**SOUTHERN MISSISSIPPI**  
**ORU'S RECORD: 1-2**  
**H: 1-0 A: 0-1 N: 0-1**  
 Dec. 30, 1996 (H) W 61-53\*  
 Dec. 23, 1997 (N) L 62-73\*  
 Dec. 30, 1997 (A) L 50-72  
 \*Boatmen's Classic, Tulsa, Okla.  
 #San Juan Shootout, San Juan, Puerto Rico

**SOUTHERN NAZARENE**  
**ORU'S RECORD: 2-1**  
**H: 0-1 A: 1-0 N: 1-0**  
 Dec. 8, 1989 (A) W 127-108  
 Jan. 4, 1991 (N) W 86-80  
 Dec. 8, 2017 (H) L 60-68

**SOUTHERN UTAH**  
**ORU'S RECORD: 30-8**  
**H: 15-2 A: 12-5 N: 3-1**  
 Jan. 6, 1996 (A) W 77-74  
 Jan. 20, 1996 (H) W 69-67  
 Dec. 6, 1996 (N) W 59-58  
 Feb. 19, 1997 (A) W 70-53  
 Mar. 4, 1997 (H) W 81-54  
 Dec. 6, 1997 (A) W 88-83  
 Feb. 23, 1998 (H) W 86-69  
 Mar. 1, 1998 (N) W (2OT) 94-84\*  
 Jan. 23, 1999 (H) W 86-63  
 Feb. 11, 1999 (A) L 77-83  
 Jan. 29, 2000 (A) L 89-66  
 Feb. 17, 2000 (H) W 86-66  
 Nov. 30, 2000 (H) L 56-60  
 Feb. 24, 2001 (A) L 73-91  
 Mar. 5, 2001 (N) L 62-73  
 Jan. 24, 2002 (H) L (OT) 70-71  
 Feb. 23, 2002 (A) L 75-82  
 Jan. 9, 2003 (A) L 73-58  
 Feb. 8, 2003 (H) W 86-73  
 Jan. 5, 2004 (A) W 75-64  
 Feb. 28, 2004 (H) W 84-73  
 Jan. 4, 2005 (H) W 73-67  
 Jan. 31, 2005 (A) W 72-66  
 Mar. 5, 2005 (N) W 82-59#  
 Jan. 4, 2006 (A) W 84-79  
 Feb. 2, 2006 (H) W 89-57  
 Jan. 11, 2007 (A) W 69-61  
 Feb. 10, 2007 (H) W 79-57  
 Jan. 26, 2008 (A) W 80-75

Feb. 19, 2008 (H) W 71-62  
 Jan. 24, 2009 (H) W 67-51  
 Feb. 19, 2009 (A) W 64-46  
 Dec. 5, 2009 (H) W 68-53  
 Feb. 25, 2010 (A) W 85-65  
 Jan. 13, 2011 (H) W 87-71  
 Feb. 12, 2011 (A) W 71-69  
 Dec. 3, 2011 (H) W 61-55  
 Feb. 25, 2012 (A) W 73-71  
 \*Mid-Con Conference Tournament, Moline, Ill.  
 #Mid-Con Conference Tournament, Tulsa, Okla.

**SOUTHWEST BAPTIST**  
**ORU'S RECORD: 1-0**  
**H: 1-0 A: 0-0 N: 0-0**  
 Nov. 21, 2000 (H) W 83-72

**SOUTHWESTERN (KAN.)**  
**ORU'S RECORD: 1-0**  
**H: 1-0 A: 0-0 N: 0-0**  
 Nov. 9, 2018 (H) W 79-62

**SOUTHWESTERN (TEXAS)**  
**ORU'S RECORD: 4-0**  
**H: 4-0 A: 0-0 N: 0-0**  
 Dec. 1, 1973 (H) W 105-76  
 Dec. 1, 1975 (H) W 72-49  
 Jan. 10, 1977 (H) W 86-60  
 Feb. 9, 1981 (H) W 115-91

**SOUTHWESTERN CHRISTIAN**  
**ORU'S RECORD: 3-0**  
**H: 3-0 A: 0-0 N: 0-0**  
 Nov. 25, 2019 (H) W 99-45  
 Dec. 12, 2020 (H) W 111-58  
 Nov. 12, 2021 (H) W 121-50

**SOUTHWESTERN OKLAHOMA**  
**ORU'S RECORD: 5-1**  
**H: 4-0 A: 1-1 N: 0-0**  
 Jan. 5, 1990 (H) W 89-72  
 Jan. 18, 1990 (A) W 89-79  
 Feb. 1, 1990 (H) W 97-77  
 Nov. 24, 1990 (H) W 75-74  
 Dec. 4, 1990 (A) L 87-109  
 Nov. 11, 2007 (H) W 84-59

**ST. THOMAS**  
**ORU'S RECORD: 5-2**  
**H: 2-1 A: 2-1 N: 1-0**  
 Jan. 6, 2022 (A) W 81-66  
 Feb. 3, 2022 (H) W 88-66  
 Jan. 14, 2023 (H) W 81-69  
 Feb. 9, 2023 (A) W 95-88  
 Mar. 6, 2023 (N) W 70-65\*  
 Jan. 13, 2024 (H) L 76-87  
 Feb. 8, 2024 (A) L 63-85  
 \*Summit League Tournament, Sioux Falls, S.D.

**STANFORD**  
**ORU'S RECORD: 1-0**  
**H: 0-0 A: 1-0 N: 0-0**  
 Nov. 18, 2009 (A) W 83-81\*  
 \*Cancun Challenge, Stanford, Calif.

**STEPHEN F. AUSTIN**  
**ORU'S RECORD: 5-8**  
**H: 4-2 A: 1-6 N: 0-0**  
 Jan. 20, 1987 (H) W 59-54  
 Nov. 25, 1991 (A) L 80-86  
 Dec. 30, 1991 (H) W 71-51  
 Dec. 19, 1992 (A) L 75-78  
 Feb. 16, 1994 (A) L 66-75  
 Nov. 30, 1996 (H) W 93-79  
 Feb. 11, 1997 (A) W 96-70  
 Dec. 29, 2001 (H) W 78-57  
 Dec. 14, 2002 (A) L 68-71  
 Jan. 12, 2013 (H) L 50-61  
 Feb. 9, 2013 (A) L 67-77  
 Jan. 23, 2014 (H) L 69-72  
 Mar. 6, 2014 (A) L 72-83

**STETSON**  
**ORU'S RECORD: 2-2**  
**H: 2-0 A: 0-2 N: 0-0**  
 Feb. 17, 1979 (H) W 126-97  
 Feb. 9, 1980 (A) L 75-81  
 Mar. 2, 1985 (H) W 93-76  
 Feb. 27, 1989 (A) L 83-94

**SUL ROSS STATE**  
**ORU'S RECORD: 1-1**  
**H: 1-0 A: 0-1 N: 0-0**  
 Nov. 26, 1969 (H) W 90-74  
 Dec. 3, 1969 (A) L 80-82

**SYRACUSE**  
**ORU'S RECORD: 1-0**  
**H: 0-0 A: 0-0 N: 1-0**  
 Mar. 9, 1974 (N) W (OT) 86-82\*  
 \*NCAA Tournament, Denton, Texas

**TABOR**  
**ORU'S RECORD: 2-0**

**H: 2-0 A: 0-0 N: 0-0**  
 Jan. 27, 2015 (H) W 94-53  
 Nov. 25, 2015 (H) W 112-80

**TARLETON STATE**  
**ORU'S RECORD: 1-1**  
**H: 1-0 A: 0-1 N: 0-0**  
 Jan. 16, 1990 (H) W 93-85  
 Feb. 19, 1990 (A) L 74-82

**UT MARTIN**  
**ORU'S RECORD: 2-1**  
**H: 1-0 A: 0-1 N: 1-0**  
 Jan. 14, 1995 (A) L 70-83  
 Mar. 2, 1996 (H) W 85-69  
 Nov. 20, 2015 (N) W 70-66\*  
 \*Men Against Breast Cancer Classic, Harrisonburg, Va.

**TENNESSEE STATE**  
**ORU'S RECORD: 3-1**  
**H: 2-0 A: 1-0 N: 0-1**  
 Dec. 28, 1970 (N) L 85-89\*  
 Nov. 27, 1991 (H) W 96-85  
 Dec. 5, 2001 (H) W 87-71  
 Dec. 2, 2002 (A) W 77-69  
 \*Quincy International, Quincy, Ill.

**TENNESSEE TECH**  
**ORU'S RECORD: 4-2**  
**H: 2-0 A: 1-1 N: 1-1**  
 Dec. 11, 1993 (N) L 73-99\*  
 Dec. 21, 1994 (A) L 85-89  
 Jan. 30, 1995 (H) W 70-64  
 Dec. 2, 1995 (H) W 81-62  
 Feb. 8, 1996 (A) W 89-74  
 Dec. 21, 1997 (N) W 97-53#  
 \*Indiana Classic, Bloomington, Ind.  
 #San Juan Shootout, San Juan, Puerto Rico

**TEXAS**  
**ORU'S RECORD: 2-9**  
**H: 1-4 A: 1-5 N: 0-0**  
 Dec. 17, 1983 (A) W 74-59  
 Dec. 12, 1984 (H) W 82-71  
 Dec. 11, 1985 (A) L 66-82  
 Dec. 13, 1986 (H) L 65-68  
 Dec. 8, 1987 (A) L 76-86  
 Dec. 6, 1988 (H) L 91-119  
 Feb. 26, 1992 (A) L 108-128  
 Dec. 1, 1992 (H) L 97-136  
 Feb. 28, 1994 (A) L 69-106  
 Dec. 2, 1998 (H) L 77-87  
 Dec. 18, 2007 (A) L 56-66

**TEXAS A&M**  
**ORU'S RECORD: 4-9**  
**H: 3-3 A: 1-6 N: 0-0**  
 Dec. 23, 1972 (H) W 117-99  
 Dec. 7, 1974 (A) W (OT) 84-83  
 Dec. 10, 1977 (H) L 73-79  
 Dec. 4, 1978 (A) L 79-85  
 Dec. 10, 1983 (H) W 84-66  
 Dec. 5, 1984 (A) L 70-71  
 Dec. 14, 1985 (H) L 75-81  
 Dec. 8, 1986 (A) L 56-63  
 Feb. 9, 1994 (A) L 66-79  
 Dec. 2, 1994 (H) L 58-60  
 Nov. 28, 1998 (H) W (OT) 89-86  
 Nov. 13, 2007 (A) L 53-67\*  
 Nov. 17, 2023 (A) L 66-74  
 \*NIT Tip-Off, College Station, Texas

**TEXAS A&M-CORPUS CHRISTI**  
**ORU'S RECORD: 2-3**  
**H: 1-1 A: 1-1 N: 0-1**  
 Nov. 14, 2007 (N) L (OT) 81-86\*  
 Jan. 17, 2013 (A) W 64-52  
 Feb. 16, 2013 (H) W 56-51  
 Jan. 4, 2014 (H) L 64-71  
 Feb. 15, 2014 (A) L (OT) 72-74  
 \*NIT Tip-Off, College Station, Texas

**TEXAS-ARLINGTON**  
**ORU'S RECORD: 5-4**  
**H: 4-1 A: 1-3 N: 0-0**  
 Jan. 23, 1982 (A) L 78-88  
 Dec. 4, 1982 (H) L 71-96  
 Jan. 3, 1984 (H) W 114-87  
 Jan. 12, 1988 (H) W 66-65  
 Dec. 17, 2001 (H) W 115-62  
 Jan. 2, 2002 (A) L (OT) 77-83  
 Mar. 20, 2013 (A) W 84-76\*  
 Dec. 16, 2021 (H) W 71-62  
 Nov. 6, 2023 (A) L 71-75  
 \*CIT, Arlington, Texas

**TEXAS CHRISTIAN (TCU)**  
**ORU'S RECORD: 1-4**  
**H: 1-0 A: 1-3 N: 0-0**  
 Jan. 6, 1994 (A) W 76-73  
 Feb. 26, 1994 (H) L 84-89  
 Nov. 14, 1998 (A) L 93-94  
 Nov. 11, 2018 (A) L 62-79

Dec. 2, 2021 (A) L 63-71

**TEXAS-EL PASO (UTEP)**  
**ORU'S RECORD: 0-1**  
**H: 0-0 A: 0-1 N: 0-0**  
 Nov. 1, 2012 (A) L 49-69

**TEXAS-RIO GRANDE VALLEY\***  
**ORU'S RECORD: 10-4**  
**H: 5-1 A: 5-1 N: 0-2**  
 Feb. 22, 1969 (A) W 90-84  
 Feb. 17, 1970 (A) W (OT) 112-106  
 Feb. 13, 1971 (H) W 139-108  
 Mar. 6, 1972 (A) W 108-91  
 Jan. 23, 1973 (A) W 87-68  
 Feb. 27, 1973 (H) W 116-79  
 Jan. 26, 1974 (H) W 107-90  
 Dec. 17, 1982 (H) W 85-76  
 Feb. 1, 1988 (A) L 72-74  
 Feb. 29, 1988 (H) W 57-54  
 Nov. 22, 1999 (A) W (3OT) 105-104  
 Jan. 15, 2000 (H) L 79-62  
 Dec. 30, 2000 (N) L 62-81#  
 Dec. 21, 2001 (N) L 58-67%  
 \*Formerly Texas-Pan American  
 #All-College Classic, Oklahoma City, Okla.  
 %San Juan Shootout, San Juan, Puerto Rico

**TEXAS-SAN ANTONIO (UTSA)**  
**ORU'S RECORD: 2-1**  
**H: 1-0 A: 1-0 N: 0-1**  
 Jan. 23, 1995 (H) W 77-75  
 Feb. 6, 1995 (A) W 75-62  
 Nov. 15, 2011 (N) L 77-78\*  
 \*NIT Tip-Off, Stillwater, Okla.

**TEXAS SOUTHERN**  
**ORU'S RECORD: 7-1**  
**H: 5-0 A: 1-1 N: 1-0**  
 Nov. 30, 1985 (H) W 75-47  
 Nov. 29, 1986 (H) W 73-66  
 Feb. 25, 1988 (H) W 89-88  
 Dec. 8, 1990 (A) W 103-98  
 Dec. 7, 1992 (H) W 82-76  
 Feb. 17, 1993 (A) L 80-103  
 Nov. 15, 2022 (N) W 82-64  
 Nov. 21, 2023 (H) W 65-63

**TEXAS STATE\***  
**ORU'S RECORD: 4-1**  
**H: 3-0 A: 1-1 N: 0-0**  
 Jan. 17, 1987 (H) W 71-63  
 Feb. 3, 1994 (A) L 73-75  
 Feb. 15, 1995 (H) W 81-65  
 Dec. 5, 2012 (A) W 86-77  
 Nov. 16, 2013 (H) W 82-65  
 \*Formerly Southwest Texas

**TEXAS TECH**  
**ORU'S RECORD: 1-8**  
**H: 1-3 A: 0-5 N: 0-0**  
 Feb. 15, 1993 (A) L 99-117  
 Feb. 23, 1994 (H) L 72-74  
 Mar. 1, 1995 (A) L 71-84  
 Jan. 31, 1996 (H) L 74-78  
 Dec. 29, 1999 (A) L 84-70  
 Dec. 21, 2000 (H) L (OT) 98-100  
 Nov. 30, 2010 (A) L 82-86  
 Dec. 22, 2011 (H) W 72-56  
 Dec. 12, 2023 (A) L 76-82

**TEXAS WESLEYAN**  
**ORU'S RECORD: 2-0**  
**H: 1-0 A: 1-0 N: 0-0**  
 Dec. 1, 1990 (H) W 110-69  
 Jan. 19, 1991 (A) W 81-72

**TRINITY (TEXAS)**  
**ORU'S RECORD: 2-0**  
**H: 2-0 A: 0-0 N: 0-0**  
 Feb. 14, 1972 (H) W 103-82  
 Feb. 17, 1973 (H) W 122-72

**TULANE**  
**ORU'S RECORD: 1-0**  
**H: 1-0 A: 0-0 N: 0-0**  
 Dec. 12, 1980 (H) W 96-90

**TULSA**  
**ORU'S RECORD: 22-36**  
**H: 15-17 A: 8-19 N: 0-0**  
 Mar. 4, 1974 (A) L 84-85  
 Mar. 6, 1975 (H) L 83-91  
 Dec. 10, 1975 (H) W 70-69  
 Mar. 6, 1976 (A) L 78-87  
 Dec. 2, 1976 (H) W 106-62  
 Jan. 8, 1977 (A) W 80-62  
 Dec. 15, 1977 (A) W 77-70  
 Jan. 30, 1978 (H) W 56-54  
 Dec. 14, 1978 (H) W 83-72  
 Feb. 15, 1979 (A) W 91-86  
 Dec. 20, 1979 (A) W 99-84  
 Feb. 18, 1980 (H) W 88-86  
 Dec. 8, 1980 (H) L 69-72

|                          |         |
|--------------------------|---------|
| Feb. 28, 1981 (A) L      | 70-81   |
| Dec. 12, 1981 (A) L      | 63-80*  |
| Feb. 25, 1982 (A) L      | 70-91   |
| Dec. 18, 1982 (H) L      | 56-63*  |
| Feb. 2, 1983 (H) L       | 71-101  |
| Dec. 1, 1983 (A) L       | 81-87   |
| Jan. 12, 1984 (H) L      | 78-84   |
| Nov. 27, 1984 (H) L      | 82-86   |
| Jan. 14, 1985 (A) L      | 61-71   |
| Dec. 19, 1985 (A) L      | 47-63   |
| Jan. 2, 1986 (H) L       | 65-81   |
| Dec. 2, 1986 (A) L       | 44-71   |
| Jan. 5, 1987 (H) W       | 59-55   |
| Feb. 17, 1992 (H) L      | 62-78   |
| Dec. 12, 1992 (A) L      | 81-104  |
| Jan. 25, 1993 (H) L      | 69-103  |
| Dec. 6, 1993 (H) L       | 74-94   |
| Dec. 10, 1994 (A) L      | 54-99   |
| Dec. 30, 1995 (H) W      | 90-78 # |
| Jan. 11, 1997 (A) L      | 70-77   |
| Dec. 14, 1997 (H) L      | 53-58   |
| Dec. 13, 1998 (A) L      | 68-73   |
| Dec. 11, 1999 (H) W      | 60-59   |
| Dec. 10, 2000 (A) L (OT) | 81-89   |
| Dec. 1, 2001 (H) L (OT)  | 66-73   |
| Dec. 19, 2002 (A) L      | 80-90   |
| Dec. 6, 2003 (H) W       | 87-81   |
| Dec. 5, 2004 (A) W       | 70-47   |
| Dec. 3, 2005 (H) W       | 68-52   |
| Nov. 28, 2006 (A) L      | 57-75   |
| Nov. 27, 2007 (H) W      | 84-70   |
| Nov. 15, 2008 (A) L      | 43-50   |
| Jan. 20, 2010 (H) L      | 52-57   |
| Nov. 16, 2010 (A) L      | 68-83   |
| Dec. 22, 2012 (H) L      | 68-72   |
| Nov. 10, 2013 (A) W      | 74-68   |
| Nov. 15, 2014 (H) W      | 77-68   |
| Dec. 5, 2015 (A) W       | 70-68   |
| Nov. 28, 2016 (H) L      | 79-65   |
| Nov. 13, 2017 (A) L      | 71-90   |
| Dec. 22, 2018 (H) L      | 59-69   |
| Nov. 12, 2019 (A) L      | 67-74   |
| Nov. 29, 2021 (H) W      | 87-80   |
| Dec. 3, 2022 (A) W       | 77-66   |
| Dec. 2, 2023 (H) W       | 79-70   |

\*Oil Capital Classic, Tulsa, Okla.  
#Bank IV Classic, Tulsa, Okla.

|                             |         |
|-----------------------------|---------|
| <b>UNION (TENN.)</b>        |         |
| <b>ORU'S RECORD: 4-0</b>    |         |
| <b>H: 2-0 A: 2-0 N: 0-0</b> |         |
| Dec. 6, 1969 (A) W (OT)     | 92-90   |
| Feb. 26, 1970 (H) W         | 98-86   |
| Feb. 20, 1971 (A) W         | 93-82   |
| Feb. 24, 1972 (H) W         | 155-113 |

|                                |        |
|--------------------------------|--------|
| <b>UNIVERSITY OF THE SOUTH</b> |        |
| <b>ORU'S RECORD: 1-0</b>       |        |
| <b>H: 1-0 A: 0-0 N: 0-0</b>    |        |
| Feb. 15, 1971 (H) W            | 128-74 |

|                             |        |
|-----------------------------|--------|
| <b>U.S. INTERNATIONAL</b>   |        |
| <b>ORU'S RECORD: 1-0</b>    |        |
| <b>H: 1-0 A: 0-0 N: 0-0</b> |        |
| Jan. 26, 1988 (H) W         | 102-77 |

|                             |       |
|-----------------------------|-------|
| <b>UTAH</b>                 |       |
| <b>ORU'S RECORD: 1-0</b>    |       |
| <b>H: 0-0 A: 0-1 N: 0-0</b> |       |
| Nov. 27, 2010 (A) W         | 78-70 |

|                             |         |
|-----------------------------|---------|
| <b>UTAH STATE</b>           |         |
| <b>ORU'S RECORD: 1-7</b>    |         |
| <b>H: 1-2 A: 0-4 N: 0-1</b> |         |
| Feb. 18, 1975 (A) L         | 83-91   |
| Feb. 21, 1976 (H) W         | 82-63   |
| Dec. 14, 1991 (N) L         | 97-109* |
| Nov. 19, 2005 (H) L (OT)    | 67-72   |
| Dec. 20, 2005 (A) L         | 64-65   |
| Feb. 17, 2007 (H) L         | 65-71#  |
| Dec. 29, 2007 (A) L         | 55-76   |
| Nov. 22, 2022 (A) L         | 85-95   |

\*BYU Cougar Classic, Provo, Utah  
#ESPN BracketBuster, Tulsa, Okla.

|                             |        |
|-----------------------------|--------|
| <b>UTAH VALLEY</b>          |        |
| <b>ORU'S RECORD: 2-0</b>    |        |
| <b>H: 1-0 A: 1-0 N: 0-0</b> |        |
| Dec. 11, 2004 (A) W         | 92-89  |
| Dec. 28, 2004 (H) W         | 113-68 |

|                             |       |
|-----------------------------|-------|
| <b>VALDOSTA STATE</b>       |       |
| <b>ORU'S RECORD: 0-1</b>    |       |
| <b>H: 0-0 A: 0-1 N: 0-0</b> |       |
| Jan. 2, 1967 (A) L          | 59-90 |

|                               |       |
|-------------------------------|-------|
| <b>VALPARAISO</b>             |       |
| <b>ORU'S RECORD: 13-12</b>    |       |
| <b>H: 11-0 A: 1-10 N: 1-2</b> |       |
| Jan. 26, 1995 (A) L           | 66-81 |
| Jan. 20, 1997 (H) W           | 76-72 |
| Jan. 10, 1998 (H) W           | 68-60 |
| Feb. 5, 1998 (A) L            | 68-90 |
| Dec. 7, 1998 (A) L            | 62-71 |

|                          |        |
|--------------------------|--------|
| Feb. 6, 1999 (H) W       | 68-67  |
| Mar. 2, 1999 (N) L       | 69-73* |
| Dec. 2, 1999 (H) W       | 61-55  |
| Feb. 12, 2000 (A) L      | 60-59  |
| Mar. 6, 2000 (N) L       | 56-71* |
| Jan. 6, 2001 (H) W       | 77-68  |
| Feb. 1, 2001 (A) L       | 61-75  |
| Jan. 17, 2002 (A) L      | 67-87  |
| Feb. 16, 2002 (H) W      | 77-74  |
| Jan. 30, 2003 (A) L      | 71-84  |
| Mar. 1, 2003 (H) W       | 89-75  |
| Jan. 10, 2004 (H) W (OT) | 87-81  |
| Feb. 12, 2004 (A) L      | 73-84  |
| Jan. 8, 2005 (A) W       | 75-68  |
| Feb. 26, 2005 (H) W      | 79-65  |
| Jan. 9, 2006 (A) L       | 60-80  |
| Feb. 25, 2006 (H) W      | 87-78  |
| Mar. 6, 2006 (N) W       | 77-58# |
| Jan. 6, 2007 (H) W       | 75-60  |
| Feb. 2, 2007 (A) L (OT)  | 67-70  |

\*Mid-Con Conference Tournament, Ft. Wayne, Ind.  
#Mid-Con Conference Tournament, Tulsa, Okla.

|                             |       |
|-----------------------------|-------|
| <b>VANGUARD*</b>            |       |
| <b>ORU'S RECORD: 1-0</b>    |       |
| <b>H: 1-0 A: 0-0 N: 0-0</b> |       |
| 1965-66 (H) W               | 86-66 |

|                             |       |
|-----------------------------|-------|
| <b>VILLANOVA</b>            |       |
| <b>ORU'S RECORD: 0-1</b>    |       |
| <b>H: 0-0 A: 0-1 N: 0-0</b> |       |
| Jan. 8, 1997 (A) L          | 46-64 |

|                             |       |
|-----------------------------|-------|
| <b>VIRGINIA</b>             |       |
| <b>ORU'S RECORD: 0-1</b>    |       |
| <b>H: 0-0 A: 0-1 N: 0-0</b> |       |
| Nov. 21, 2009 (A) L         | 55-76 |

|                              |       |
|------------------------------|-------|
| <b>VIRGINIA COMMONWEALTH</b> |       |
| <b>ORU'S RECORD: 2-0</b>     |       |
| <b>H: 2-0 A: 0-0 N: 0-0</b>  |       |
| Jan. 26, 1976 (H) W          | 84-68 |
| Jan. 29, 1977 (H) W          | 72-52 |

|                                    |        |
|------------------------------------|--------|
| <b>VIRGINIA MILITARY INSTITUTE</b> |        |
| <b>ORU'S RECORD: 0-2</b>           |        |
| <b>H: 0-1 A: 0-0 N: 0-1</b>        |        |
| Jan. 2, 1988 (H) L                 | 78-84  |
| Nov. 26, 1999 (N) L                | 44-56* |

\*United Airlines Tip-Off, Honolulu, Hawaii

|                             |       |
|-----------------------------|-------|
| <b>VIRGINIA TECH</b>        |       |
| <b>ORU'S RECORD: 3-1</b>    |       |
| <b>H: 1-1 A: 2-0 N: 0-0</b> |       |
| Jan. 19, 1974 (A) W         | 70-68 |
| Feb. 22, 1975 (H) W         | 93-68 |
| Jan. 17, 1977 (A) W         | 77-70 |
| Jan. 21, 1978 (H) L         | 68-70 |

|                             |       |
|-----------------------------|-------|
| <b>WAGNER</b>               |       |
| <b>ORU'S RECORD: 1-0</b>    |       |
| <b>H: 1-0 A: 0-0 N: 0-0</b> |       |
| Feb. 26, 1977 (H) W         | 71-45 |

|                             |       |
|-----------------------------|-------|
| <b>WAKE FOREST</b>          |       |
| <b>ORU'S RECORD: 0-1</b>    |       |
| <b>H: 0-0 A: 0-1 N: 0-0</b> |       |
| Nov. 13, 2009 (A) L         | 56-76 |

|                             |        |
|-----------------------------|--------|
| <b>WASHBURN</b>             |        |
| <b>ORU'S RECORD: 2-3</b>    |        |
| <b>H: 2-0 A: 0-2 N: 0-1</b> |        |
| Jan. 21, 1967 (H) W         | 72-70  |
| Feb. 9, 1967 (A) L          | 69-77  |
| Dec. 9, 1967 (H) W          | 93-75  |
| Dec. 16, 1967 (A) L         | 64-66  |
| Dec. 26, 1968 (N) L         | 68-74* |

\*Quincy International, Quincy, Ill.

|                             |        |
|-----------------------------|--------|
| <b>WASHINGTON STATE</b>     |        |
| <b>ORU'S RECORD: 0-2</b>    |        |
| <b>H: 0-0 A: 0-0 N: 0-2</b> |        |
| Dec. 10, 1993 (N) L         | 50-98* |
| Mar. 15, 2007 (N) L         | 54-70# |

\*Indiana Classic, Bloomington, Ind.  
#NCAA Tournament, Sacramento, Calif.

|                             |        |
|-----------------------------|--------|
| <b>WAYLAND BAPTIST</b>      |        |
| <b>ORU'S RECORD: 3-0</b>    |        |
| <b>H: 2-0 A: 1-0 N: 0-0</b> |        |
| Jan. 23, 1990 (H) W         | 110-92 |
| Feb. 15, 1990 (A) W         | 105-99 |
| Jan. 28, 1991 (H) W         | 110-98 |

|                             |        |
|-----------------------------|--------|
| <b>WEBER STATE</b>          |        |
| <b>ORU'S RECORD: 2-6</b>    |        |
| <b>H: 1-2 A: 0-4 N: 1-0</b> |        |
| Dec. 26, 1973 (N) W         | 82-79* |
| Jan. 11, 1975 (H) W         | 91-89  |
| Jan. 15, 1976 (A) L         | 80-83  |
| Dec. 16, 1991 (A) L         | 80-115 |
| Feb. 23, 2013 (H) L         | 66-70# |
| Mar. 27, 2013 (A) L         | 74-83% |

|                    |        |
|--------------------|--------|
| Dec. 1, 2014 (A) L | 61-62  |
| Jan. 6, 2024 (H) L | 78-83* |

\*All-College Classic, Oklahoma City, Okla.  
#ESPN BracketBuster, Tulsa, Okla.  
%CIT, Ogden, Utah  
\*Big Sky/Summit League Challenge

|                             |        |
|-----------------------------|--------|
| <b>WEST GEORGIA STATE</b>   |        |
| <b>ORU'S RECORD: 1-0</b>    |        |
| <b>H: 0-0 A: 0-0 N: 1-0</b> |        |
| Jan. 3, 1967 (N) W          | 61-48* |

\*at Valdosta State, Valdosta, Ga.

|                             |        |
|-----------------------------|--------|
| <b>WEST TEXAS A&amp;M*</b>  |        |
| <b>ORU'S RECORD: 5-1</b>    |        |
| <b>H: 3-0 A: 2-1 N: 0-0</b> |        |
| Dec. 15, 1969 (A) W         | 86-83  |
| Feb. 19, 1972 (H) W         | 114-84 |
| Jan. 24, 1977 (H) W         | 87-67  |
| Dec. 5, 1977 (A) W          | 89-78  |
| Jan. 13, 1979 (H) W         | 96-88  |
| Dec. 13, 1979 (A) L         | 85-86  |

\*Formerly West Texas State

|                             |       |
|-----------------------------|-------|
| <b>WEST VIRGINIA</b>        |       |
| <b>ORU'S RECORD: 0-1</b>    |       |
| <b>H: 0-0 A: 0-1 N: 0-0</b> |       |
| Nov. 11, 2011 (A) L         | 71-78 |

|                             |         |
|-----------------------------|---------|
| <b>WESTERN CAROLINA</b>     |         |
| <b>ORU'S RECORD: 1-0</b>    |         |
| <b>H: 0-0 A: 1-0 N: 0-0</b> |         |
| Dec. 13, 1968 (A) W         | 102-69* |

\*Western Carolina Holiday, Cullowhee, N.C.

|                               |         |
|-------------------------------|---------|
| <b>WESTERN ILLINOIS</b>       |         |
| <b>ORU'S RECORD: 41-12</b>    |         |
| <b>H: 21-4 A: 17-7 N: 3-1</b> |         |
| Jan. 27, 1969 (A) W           | 82-69   |
| Jan. 17, 1998 (A) L           | 62-66   |
| Feb. 12, 1998 (H) W           | 92-71   |
| Jan. 2, 1999 (H) W            | 71-67   |
| Jan. 30, 1999 (A) L           | 73-79   |
| Jan. 6, 2000 (A) W            | 72-62   |
| Feb. 5, 2000 (H) W            | 78-71   |
| Jan. 13, 2001 (A) W           | 86-84   |
| Feb. 15, 2001 (H) L           | 59-68   |
| Jan. 19, 2002 (A) W           | 95-82   |
| Feb. 14, 2002 (H) W           | 84-67   |
| Mar. 3, 2002 (N) W (OT)       | 86-75*  |
| Feb. 1, 2003 (A) W            | 87-77   |
| Feb. 27, 2003 (H) W           | 79-58   |
| Jan. 8, 2004 (H) W            | 89-70   |
| Feb. 14, 2004 (A) W           | 74-66   |
| Jan. 10, 2005 (A) L           | 83-85   |
| Feb. 10, 2005 (H) W           | 85-55   |
| Jan. 7, 2006 (H) W            | 83-66   |
| Jan. 24, 2006 (A) L           | 65-70   |
| Mar. 4, 2006 (N) W            | 60-53#  |
| Jan. 4, 2007 (H) W            | 65-46   |
| Feb. 4, 2007 (A) W            | 67-60   |
| Jan. 19, 2008 (H) W           | 76-55   |
| Feb. 14, 2008 (A) W           | 76-71   |
| Jan. 17, 2009 (A) W           | 64-54   |
| Feb. 12, 2009 (H) W           | 49-46   |
| Jan. 16, 2010 (A) W           | 74-62   |
| Feb. 11, 2010 (H) L           | 62-64   |
| Dec. 2, 2010 (A) W            | 71-58   |
| Feb. 26, 2011 (H) W           | 69-57   |
| Jan. 12, 2012 (A) W (2OT)     | 71-70   |
| Feb. 11, 2012 (H) W           | 61-51   |
| Mar. 5, 2012 (N) L            | 53-54 % |
| Jan. 10, 2015 (A) W           | 66-57   |
| Feb. 12, 2015 (H) W           | 77-67   |
| Jan. 16, 2016 (A) W           | 77-68   |
| Feb. 13, 2016 (H) W           | 62-58   |
| Jan. 7, 2017 (A) L            | 71-86   |
| Feb. 8, 2017 (H) L            | 60-63   |
| Jan. 6, 2018 (H) W            | 81-66   |
| Feb. 3, 2018 (A) L            | 56-82   |
| Jan. 5, 2019 (H) W            | 82-63   |
| Feb. 23, 2019 (L)             | 66-75   |
| Jan. 16, 2020 (A) W           | 87-70   |
| Feb. 27, 2020 (H) W           | 113-70  |
| Feb. 27, 2021 (H) W           | 85-81   |
| Feb. 28, 2021 (H) W           | 95-59   |
| Jan. 8, 2022 (A) W            | 87-86   |
| Feb. 3, 2022 (H) L            | 85-90   |
| Mar. 6, 2022 (N) W            | 80-68%  |
| Jan. 12, 2023 (H) W           | 87-63   |
| Feb. 11, 2023 (A) W           | 82-73   |

#Mid-Con Conference Tournament, Ft. Wayne, Ind.  
%Summit League Tournament, Sioux Falls, S.D.

|                             |       |
|-----------------------------|-------|
| <b>WESTERN KENTUCKY</b>     |       |
| <b>ORU'S RECORD: 0-2</b>    |       |
| <b>H: 0-1 A: 0-1 N: 0-0</b> |       |
| Feb. 1, 1994 (A) L          | 55-87 |
| Feb. 20, 1995 (H) L         | 71-83 |

|                             |        |
|-----------------------------|--------|
| <b>WESTERN MICHIGAN</b>     |        |
| <b>ORU'S RECORD: 0-1</b>    |        |
| <b>H: 0-0 A: 0-1 N: 0-0</b> |        |
| Dec. 1, 2014 (A) L          | 61-62  |
| Jan. 6, 2024 (H) L          | 78-83* |

|                             |       |
|-----------------------------|-------|
| <b>H: 0-1 A: 0-0 N: 0-0</b> |       |
| Dec. 21, 1974 (H) L         | 67-70 |

|                             |         |
|-----------------------------|---------|
| <b>WESTERN NEW MEXICO</b>   |         |
| <b>ORU'S RECORD: 1-0</b>    |         |
| <b>H: 0-0 A: 0-0 N: 1-0</b> |         |
| Dec. 1, 1989 (N) W          | 121-87* |

\*Pioneer Classic, Thief River Falls, Minn.

|                             |       |
|-----------------------------|-------|
| <b>WHEATON</b>              |       |
| <b>ORU'S RECORD: 1-0</b>    |       |
| <b>H: 1-0 A: 0-0 N: 0-0</b> |       |
| Dec. 19, 1969 (H) W         | 76-65 |

|                             |       |
|-----------------------------|-------|
| <b>WICHITA STATE</b>        |       |
| <b>ORU'S RECORD: 5-9</b>    |       |
| <b>H: 2-3 A: 3-6 N: 0-0</b> |       |
| Jan. 3, 1977 (A) W          | 73-64 |
| Jan. 7, 1978 (H) W          | 62-54 |
| Dec. 22, 1979 (A) L         | 66-70 |
| Dec. 20, 1980 (H) L         | 61-83 |
| Jan. 6, 1988 (A) L          | 72-94 |
| Dec. 12, 1988 (H) L         | 91-92 |
| Feb. 18, 1995 (H) L         | 62-82 |
| Feb. 27, 1996 (A) W         | 61-60 |
| Nov. 30, 2002 (H) W         | 76-71 |
| Dec. 30, 2003 (A) W         | 76-73 |
| Dec. 7, 2013 (A) L          | 58-71 |
| Dec. 19, 2018 (A) L         | 63-84 |
| Nov. 23, 2019 (A) L         | 59-68 |
| Dec. 2, 2020 (A) L          | 80-85 |

|                             |        |
|-----------------------------|--------|
| <b>WILLIAM JEWELL</b>       |        |
| <b>ORU'S RECORD: 1-0</b>    |        |
| <b>H: 1-0 A: 0-0 N: 0-0</b> |        |
| Jan. 31, 1972 (H) W         | 112-92 |

|                             |       |
|-----------------------------|-------|
| <b>WILLIAM &amp; MARY</b>   |       |
| <b>ORU'S RECORD: 0-1</b>    |       |
| <b>H: 0-0 A: 0-0 N: 0-1</b> |       |
| Nov. 28, 1999 (N) L (OT)    | 76-82 |

|                             |  |
|-----------------------------|--|
| <b>WINSTON-SALEM STATE</b>  |  |
| <b>ORU'S RECORD: 1-0</b>    |  |
| <b>H: 0-0 A: 0-0 N: 1-0</b> |  |
| Dec. 1                      |  |