

Oral Roberts

BASKETBALL



Location Tulsa, Okla.
 Nickname Golden Eagles
 Colors Navy Blue and Vegas Gold

Enrollment 5,365 (Fall 2022)
 President Dr. William Wilson
 Athletic Director Tim Johnson

Assistant AD of Communications Jarrett Hardwick
 Hardwick's Email jhardwick@oru.edu
 Twitter @JarrettH70

2023-24 SCHEDULE/RESULTS

DATE	OPPONENT	TIME (CT)/RESULT
Nov. 7	at UT Arlington	L, 75-71
Nov. 10	Mid-America Christian	W, 74-69
Nov. 13	at Missouri State	L, 89-64
Nov. 17	at #13 Texas A&M	L, 74-66
Nov. 21	Texas Southern	W, 65-63
Nov. 28	at Kansas State	L, 88-78 (OT)
Dec. 2	Tulsa	W, 79-70
Dec. 9	Ozark Christian	W, 110-51
Dec. 12	at Texas Tech	L, 82-76
Dec. 17	at Oklahoma State	L, 81-60
Dec. 19	John Brown	W, 71-59
Dec. 29	at Kansas City *	L, 77-60
Dec. 31	at Denver *	W, 89-86 (OT)
Jan. 3	at Montana State#	W, 82-76
Jan. 6	Weber State#	L, 83-78
Jan. 11	South Dakota *	W, 84-66
Jan. 13	St. Thomas *	7 p.m.
Jan. 18	at North Dakota *	7 p.m.
Jan. 20	at North Dakota State *	1 p.m.
Jan. 25	Omaha *	7 p.m.
Jan. 27	South Dakota State *	7 p.m.
Feb. 3	Denver *	7 p.m.
Feb. 8	at St. Thomas *	7 p.m.
Feb. 10	at South Dakota State *	2 p.m.
Feb. 15	North Dakota State *	7 p.m.
Feb. 17	North Dakota *	7 p.m.
Feb. 22	at Omaha *	7 p.m.
Feb. 24	at South Dakota *	1 p.m.
Mar. 3	vs. Kansas City *	2 p.m.

* - Summit League Game ^ - Summit League Tournament
 \$ - NCAA Tournament # - Summit League/Big Sky Challenge

BROADCAST INFO:

• **LOCAL RADIO (Tulsa) - 99.9FM - ESPN Radio**
 Adam Hildebrandt (Voice of the Golden Eagles)
 Dan Hawk - Analyst

• **LIVE VIDEO - Summit League Network**
 Adam Hildebrandt (Voice of the Golden Eagles)
 Dan Hawk - Analyst

#ORUMBB PROBABLE STARTING LINEUP



2 KAREEM THOMPSON
G GR. | 6-5 | 210

PPG	RPG	FG%	3FG%
12.8	6.1	.396	.418



10 ISSAC MCBRIDE
G SR. | 6-1 | 173

PPG	RPG	FG%	3FG%
19.7	3.3	.429	.375



14 DESHANG WEAVER
F GR. | 6-7 | 206

PPG	RPG	FG%	3FG%
10.5	4.1	.455	.338



23 SIR ISSAC HERRON
C RSO. | 6-9 | 230

PPG	RPG	FG%	3FG%
5.8	3.4	.538	.500



35 JAIEL BEFORD
G JR. | 6-4 | 181

PPG	RPG	FG%	3FG%
14.5	6.4	.448	.406

ORAL ROBERTS GOLDEN EAGLES



Record	8-8 (2-1 Summit League)	Head Coach	Russell Springmann
Streak	W1 (10-Straight Home SL Wins)	Record at ORU	8-8 (1st Season)
Ranking (AP/Coaches)	-/-	Career Record	Same
Ranking (Mid-Major)	--	Department Twitter	@ORUAthletics
NCAA Net Ranking	191	MBB Twitter	@ORUMBB

GAME 17 | JAN. 13, 2024 | 7 P.M. | TULSA, OKLA. | MABEE CENTER (8,781)



ST. THOMAS TOMMIES

Record	12-6 (2-1 Summit League)	Head Coach	Johnny Tauer
Streak	L1	Record at UST	41-40 (3rd season)
Ranking (AP/Coaches)	-/-	Career Record	259-90 (13th season)
Ranking (Mid-Major)	--	Department Twitter	@TommieAthletics
NCAA Net Ranking	135	MBB Twitter	@TommieMBB

QUICK HITS

- Issac McBride was named to the Preseason All-Summit League First Team and Kareem Thompson earned a spot on the Second Team as the Golden Eagles were picked second in the league's preseason poll, but did receive seven first place votes.
- McBride was named Summit League Player of the Week on November 20 and December 4. He's had nine 20-plus point outings and 13 10-plus point outings so far this season. He continues to lead the team in scoring by averaging 19.7 points per game. He has recorded more than 1,000 points during his time at ORU.
- Earlier this season, ORU had the nation's longest winning streak with 21-straight home wins. The Golden Eagles still have a 10 conference home game win streak.
- Through 16 games, along with McBride, three other Golden Eagles average double-digits. Newcomer Jaiel Beford averages 14.5 ppg., Kareem Thompson adds 12.8 ppg., and DeShang Weaver scores 10.5 ppg.
- Thompson currently ranks second in the nation in most minutes (38.37) played and not far behind is McBride in fourth (37.59). The Golden Eagles are 8th in the country in fewest turnovers per game at 9.3.
- McBride is currently 30th in the country in points per game.
- As a team, ORU leads the Summit League in blocks, three-pointers per game, low-turnover margin and fewest turnovers per game.
- Russell Springmann took over the ORU program and is in his first season as a head coach of his career. He is in his sixth season at ORU. He earned his first career head coaching win on Nov. 6, 2023, with a 75-71 victory over Mid-America Christian. He earned his first Division-I win with a 65-63 victory at home against Texas Southern.

Scouting the Opponent

- This will be the 6th meeting all-time between ORU and St. Thomas. The Golden Eagles have won all five previous matchups with the Tommies, including the previous meeting on March 6, 2023, with a 70-65 victory in the Summit League semifinals. At the Mabee Center, ORU is 2-0.
- The Tommies are 12-6 on the season and 2-1 in Summit League action. In its most recent game, UST lost at home to South Dakota State, 81-80.
- Parker Bjorklund leads UST with 13.5 ppg., Raheem Anthony is right behind with 10.9 ppg., and Kendall Blue with 10.1 ppg.
- South Dakota was picked to finish 4th in the Summit League preseason poll.

	2023-24	
75.8	PPG	72.7
74.0	Opp. PPG	61.7
.450	FG %	.464
.426	FG % Def.	.424
.379	3FG %	.361
.720	FT%	.755
33.1	RPG	32.6
-7.3	+/- Reb.	+0.8
11.8	APG	14.9
9.3	TPG	2.9
6.4	SPG	5.9
4.6	BPG	2.5

FOLLOW ORU!!

X @ORUMBB
 f /ORUBASKETBALL

#ORUMBB #GOLDENSTANDARD
 WEBSITE- ORUATHLETICS.COM

MEDIA INFORMATION

There are a number of ways to keep up with the Oral Roberts men's basketball team this season. All home games will be broadcast on the new Summit League Network. Log on to MidcoSportsPlus.com and register for your Summit League Network account for a \$9.99/mo. fee. Free audio of road games also will be available on www.ORUAthletics.com. Finally, updates can be found on Twitter by following @ORUAthletics and @ORUMBB or the hashtag #ORUMBB.

INTERVIEW PROCEDURES

During the week: Head Coach Russell Springmann and players will be available for interviews up to 30 minutes post-practice each day with advance notice. Contact the ORU Athletic Communications Department to arrange interviews and verify practice times.

After the game: If requested, players and coaches will be available in the media room after a 10-minute, cool-down period. For specific requests, please contact the ORU Athletic Communications staff. At home games, members of the opposing team will NOT be taken to the media room unless otherwise specified.

QUICK FACTS (PRIOR TO THE 2023-24 SEASON)

FIRST YEAR OF BASKETBALL: 1965-66

OVERALL ALL-TIME RECORD: 1,013-725 (.582) (58 years)

NCAA TOURNAMENT APPEARANCES (REC): 7 (4-7)

LAST NCAA TOURNAMENT:

2023 Round 1 (L, 74-51 vs. #5 Duke)

2022-23 RECORD: 30-5 (16-0 H; 11-4 A; 3-1 N)

2022-23 SUMMIT LEAGUE RECORD/FINISH: 18-0/1st

FINAL RANKING LAST YEAR: N/A

STARTERS RETURNING/LOST: 2/3

LETTERMEN RETURNING/LOST: 9/6

NEWCOMERS: 8

ORU ATHLETIC COMMUNICATIONS

ASSISTANT A.D. COMMUNICATIONS/MBB: Jarrett Hardwick

HARDWICK'S PHONE: 918-495-7094

EMAIL: jhardwick@oru.edu

DIR.-ATHLETIC COMMUNICATIONS: TBA

TBA'S PHONE: 918-495-6646

EMAIL: TBA

DIR.-CREATIVE CONTENT: Duncan White

WHITE'S PHONE: 918-495-7181

EMAIL: duwhite@oru.edu

ASST. DIR.-ATHLETIC COMMUNICATIONS: Joshua Street

STAFFORD'S PHONE: 918-495-6616

EMAIL: jststreet@oru.edu

VOICE OF THE GOLDEN EAGLES: Adam Hildebrandt

WEBSITE: ORUAthletics.com

MAILING ADDRESS: 7777 S. Lewis Ave.
Tulsa, OK 74171

ORAL ROBERTS UNIVERSITY IS ORU

When referring to Oral Roberts University, please only use the terms Oral Roberts or ORU. Please do not use Oral Roberts U, O. Roberts or any other variation. Please only use the nickname Golden Eagles, do not use Eagles. Oral Roberts University is a proud member of The Summit League. When referring to The Summit League, please do not use Summit Conference.

STATISTICAL TRENDS, WINS AND LOSSES**WINS (8 GAMES)**

81.8
67.5
.465
.417
.387
.712
+0.5
12.6
8.9
7.3
4.4

Scoring Average
Opp. Scoring Average
FG Percent
FG Percent Defense
3FG Percent
FT Percent
Rebounding Margin
Assists/Game
Turnovers/Game
Steals/Game
Blocks/Game

LOSSES (8 GAMES)

69.8
80.5
.435
.435
.371
.737
-15.0
10.9
9.8
5.5
4.8

SUMMIT LEAGUE STANDINGS (AS OF JANUARY 12, 2024)

TEAM	2023-24 CONFERENCE	2023-24 OVERALL	CURRENT NET RANK
South Dakota St.	2-0	9-8	142
St. Thomas	2-1	12-6	135
Oral Roberts	2-1	8-8	191
Omaha	2-1	9-9	242
Denver	1-1	10-7	156
North Dakota St.	1-1	8-9	246
South Dakota	1-2	8-10	306
Kansas City	1-2	7-11	275
North Dakota	0-3	8-10	311

2023-24 SUMMIT LEAGUE PRESEASON AWARDS**ALL-SUMMIT LEAGUE FIRST TEAM**

Luke Appel, South Dakota State
Parker Bjorklund, St. Thomas
Frankie Fidler, Omaha
Zeke Mayo, South Dakota State
Issac McBride, Oral Roberts
Boden Skunberg, North Dakota State

ALL-SUMMIT LEAGUE SECOND TEAM

Tommy Bruner, Denver
William Kyle III, South Dakota State
Andrew Morgan, North Dakota State
B.J. Omat, North Dakota
Kareem Thompson, Oral Roberts

Preseason Player of the Year - Zeke Mayo, SDSU

NUMERICAL ROSTER

No.	Name	Pos.	Cl.	Ht.	Hometown	Previous School
0	Demari Williams	G	R-So.	6-6	Houston, Texas	Arizona State
1	Braeden Moore	F	R-Fr.	6-8	Nashville, Tenn.	BYU
2	Kareem Thompson	G	Gr.	6-5	Florence, Ala.	East Central CC
4	Jake Shannon	G	Jr.	6-4	Ada, Okla.	Ada HS
5	Cam Amboree	G	So.	6-2	Pearland, Texas	Shadow Creek HS
10	Issac McBride	G	Sr.	6-2	Little Rock, Ark.	Vanderbilt
11	Pablo Navarro	G	Fr.	6-6	Valencia, Spain	IES Fuente San Luis
12	Jalen Miller	G	Jr.	6-2	Frederick, Md.	Rutgers
13	Jonathan Alexandre	G	Sr.	6-6	Petion-Ville, Haiti	Legacy Christian
14	DeShang Weaver	F	Gr.	6-7	Houston, Texas	Cypress Falls HS
20	Trey Phipps	G	Sr.	6-2	Tulsa, Okla.	Oklahoma
22	Josh Jones	C	Fr.	6-10	Austin, Texas	Saint Michaels Academy
23	Sir Issac Herron	F	R-So.	6-9	Houston, Texas	Legacy Sports Sciences
25	Elijah Lawrence	G	R-So.	5-11	Belaire, Texas	Bellaire HS
32	Ashton Smith	F	So.	6-9	Spring, Texas	Texas A&M
33	Seth Kruse	G	Fr.	6-3	Tulsa, Okla.	Lincoln Christian
35	Jailen Bedford	G/F	Jr.	6-4	Austin, Texas	Trinidad State

ORU SCORING MILESTONE WATCH

1. Greg Sutton (1988-91)	3,070	11. Haywoode Workman (1986-89)	1,506
2. Richard Fuqua (1969-73)	3,004	12. Emmanuel Nzekwesi (2015-20)	1,492
3. Max Abmas (2019-23)	2,550	13. Jeff Acres (1980-85)	1,476
4. Caleb Green (2003-07)	2,503	14. Carl Hardaway (1966-70)	1,408
5. Anthony Roberts (1973-77)	2,341	15. Damen Bell-Holter (2009-13)	1,389
6. Dominique Morrison (2008-12)	2,080	16. Obi Emegano (2013-16)	1,367
7. Mark Acres (1981-85)	2,038	17. Eddie Woods (1970-74)	1,340
8. Ken Tutt (2003-07)	2,019	18. Ray Thompson (1991-93)	1,326
9. Warren Niles (2009-13)	1,984	19. Albert Owens (2014-18)	1,318
10. Tim Gill (1994-98)	1,959	20. Kevin Obanor (2018-21)	1,306

OFFENSIVE BALANCE

GAME	LEADING SCORER	2ND SCORER
at UT Arlington	Thompson- 20	Weaver- 17
vs. MACU	McBride- 19	Weaver- 18
at Missouri State	McBride- 27	Weaver- 11
at #13 Texas A&M	McBride- 27	Weaver- 14
vs. Texas Southern	McBride- 23	Weaver- 13
at Kansas State	McBride- 25	Bedford- 23
vs. Tulsa	McBride- 22	Weaver- 20
vs. Ozark Christian	Thompson- 15	Bedford- 14
at Texas Tech	Bedford- 26	Thompson- 21
at Oklahoma State	McBride- 14	Bedford- 13
vs. John Brown	McBride- 19	Bedford- 16
at Kansas City	McBride- 21	Thompson- 14
at Denver	McBride- 23	Thompson- 22
at Montana State	Bedford- 23	McBride- 19
vs. Weber State	McBride- 29	Herron- 13
vs. South Dakota	McBride- 21	Bedford- 17
vs. St. Thomas		

TEAM SEASON HIGHS	#	DATE/OPPONENT
Points	110	vs. Ozark Christian (12/9/23)
Field Goals	44	vs. Ozark Christian (12/9/23)
3-pt Made	16	(2x) at Texas Tech (12/12/23)
FT Made	24	vs. Tulsa (12/2/23)
Rebounds	47	at Denver (12/31/23)
Assists	24	vs. Ozark Christian (12/9/23)
Steals	12	vs. Ozark Christian (12/9/23)
Blocks	11	at Denver (12/31/23)
Turnovers	14	at Kansas City (12/29/23)

TEAM SEASON LOWS	#	DATE/OPPONENT
Points	60	(2x) at Kansas City (12/29/23)
Field Goals	22	(4x) vs. John Brown (12/9/23)
3-pt Made	5	at Missouri State (11/13/23)
FT Made	4	at Texas Tech (12/12/23)
Rebounds	25	vs. Weber State (1/6/24)
Assists	6	at Oklahoma State (12/17/23)
Steals	2	at Texas A&M (11/17/23)
Blocks	1	at Oklahoma State (12/17/23)
Turnovers	4	vs. Ozark Christian (12/9/23)

COACHING STAFF

RUSSELL SPRINGMANN

Salisbury College / 1990
8-8 / 1st Season



Russell Springmann was named the 12th head coach of the ORU men's basketball program in March 2023 after the conclusion of the 2022-23 season. During the 2022-23 campaign he helped the Golden Eagles achieve a 30-5 overall record and an undefeated, 18-0, Summit League record.

Springmann was hired as an assistant coach at ORU in May 2018 by former head coach Paul Mills after spending one year with the Oklahoma City Thunder organization. He has more than 25 years of experience overall with his longest tenure being 17 years on staff at the University of Texas with Rick Barnes and two years at the University of San Diego.

He has helped the Golden Eagles reach new heights after a magical run in 2020-21 as just the second No. 15 seed in tournament history to reach the NCAA Sweet 16 posting wins over No. 2 seed Ohio State and No. 7 seed Florida. ORU also claimed its first Summit League tournament championship and NCAA appearance since 2008 winning three games in three days. The Golden Eagles closed the season leading the NCAA in 3-pointers made per game (11.1) and free-throw percentage (82.1), while having the 14th-highest scoring offense in the nation (81.1).

In 14 years as an assistant at Texas, Springmann helped the Longhorns to a 334-149 overall record with 13 NCAA Tournament appearances and five "Sweet 16" showings. Springmann was key in helping Texas recruit 14 McDonald's All-Americans, including two who would go on to earn National Player of the Year honors in T.J. Ford (2003) and Kevin Durant (2007).

Springmann graduated from Salisbury State in 1990 with a bachelor's degree in physical education. A native of Silver Spring, Maryland, Springmann and his wife, Neissa, have one son, Durant, and one daughter, Malaine.

SAM PATTERSON

Baylor/2008
Assistant Coach
7th Season

**ANTONIO BOSTIC**

Stephen F./2018
Assistant Coach
1st Season

**DAVE NEDBALEK**

Western Gov./2020
Asst. Coach/Video Coordinator
1st Season

**BILL LEWIT**

Salisbury State/1991
Assistant Coach
1st Season

**STEVE UPSHAW**

Northeastern State/1992
Asst. Coach/Dir. of Ops
22nd Season



SITUATIONAL RECORDS**ORU'S RECORD WHEN...**

Leading at Halftime	5-1
Trailing at Halftime	3-5
Tied at Halftime	0-2
More Field Goals than opp.	3-2
Fewer Field Goals than opp.	4-4
Same amount FG's as opp.	1-2
More 3-pointers than opp.	7-4
Fewer 3-pointers than opp.	2-3
Same amount 3-pointer as opp.	
More Free Throws Made than opp.	7-2
Fewer Free Throws Made than opp.	1-6
Same amount FT's as opp.	
More Free Throw Attempts than opp.	7-1
Fewer Free Throw Attempts than opp.	1-7
More Rebounds than opp.	3-0
Fewer Rebounds than opp.	3-8
Same Rebounds as opp.	2-0
More Assists than opp.	3-2
Fewer Assists than opp.	3-7
Same Amount Assists as opp.	2-0
More Steals than opp.	5-5
Fewer Steals than opp.	1-2
Same Amount Steals as opp.	2-1
More Turnovers than opp.	0-3
Fewer Turnovers than opp.	8-4
Same Amount Turnovers as opp.	0-1
More Blocked Shots than opp.	9-2
Fewer Blocked Shots than opp.	1-3
Same Amount Blocks as opp.	1-0
Home	6-1
Away	2-7
Neutral	
Overtime	1-1
Leading with 3:00 to play	7-1
Trailing with 3:00 to play	1-7
GAMES DECIDED BY ...	
1-5 Points	3-2
6-10 Points	3-3
11-19 Points	1-2
20+ Points	1-1

ORU BENCH PRODUCTION

GAME	ORU-OPP	DIFF	TOP BENCH	
			SCORER	
at UT Arlington	8-15	-4	8- Miller	
vs. MACU	7-23	+5	3- Phipps	
at Missouri St.	10-27	-15	6- Phipps	
at #13 Texas A&M	1-20	-8	1- Herron	
vs. Texas Southern	7-24	+2	5- Herron	
at Kansas State	12-26	-10	9- Herron	
vs. Tulsa	6-17	+9	5- Phipps	
vs. Ozark	54-3	+59	13- 2 Players	
at Texas Tech	11-14	-6	8- Herron	
at Oklahoma St.	16-28	-21	4- Amboree	
vs. John Brown	8-35	+12	6- Smith	
at Kansas City	14-18	-17	6- Miller	
at Denver	19-8	+3	9- Smith	
at Montana St.	12-15	+6	6- Smith	
vs. Weber St.	11-12	-5	5- Weaver	
vs. South Dakota	22-16	+18	10- Jones	
vs. St. Thomas				

LEADS, DEFICITS AND MARGINS

GAME	LARGEST +	LARGEST -	FINAL	BIGGEST
			MARGIN	ORU RUN
at UT Arlington	11	6	4	9
vs. MACU	12	3	5	7
at Missouri St.	0	24	15	9
at #13 Texas A&M	5	13	8	7
vs. Texas Southern	2	13	2	11
at Kansas State	2	11	10	10
vs. Tulsa	12	7	9	11
vs. Ozark	59	0	59	13
at Texas Tech	2	19	6	10
at Oklahoma St.	0	30	21	8
vs. John Brown	13	2	12	12
at Kansas City	0	30	17	7
at Denver	14	6	3	10
at Montana St.	8	5	6	8
vs. Weber St.	9	11	5	10
vs. South Dakota	20	2	18	13
vs. St. Thomas				

SUMMIT LEAGUE PLAYERS OF THE WEEK**Week 1 (Nov. 13)**

Tommy Bruner - Denver

Week 2 (Nov. 20)**Issac McBride - Oral Roberts****Week 3 (Nov. 27)**

Treysen Eaglestaff - North Dakota

Week 4 (Dec. 4)**Issac McBride - Oral Roberts****Week 5 (Dec. 11)**

Tommy Bruner - Denver

Week 6 (Dec. 19)

Treysen Eaglestaff - North Dakota

Week 7 (Dec. 26)

B.J. Omot - North Dakota

Week 8 (Jan. 2)Tommy Bruner - Denver
Frankie Fidler - Omaha**Week 9 (Jan. 8)**

Tommy Bruner - Denver

COLLEGEINSIDER.COM MID-MAJOR POLL (JANUARY 8, 2024)

	TEAM (1ST PLACE VOTES)	RECORD	PTS	PREV.	CONFERENCE
1	Gonzaga (26)	11-4	764	2	West Coast
2	James Madison (2)	14-1	719	1	Sun Belt
3	Grand Canyon (1)	14-1	718	3	Western Athletic
4	Princeton (2)	13-1	689	4	Ivy League
5	Indiana State	13-2	652	6	Missouri Valley
6	San Francisco	12-4	574	7	West Coast
7	McNeese	12-2	572	9	Southland
8	Western Carolina	13-2	534	10	Southern
9	Drake	12-3	504	5	Missouri Valley
10	Charleston	11-4	452	14	Coastal Athletic
11	Samford	13-2	411	17	Southern
12	High Point	13-4	332	19	Big South
13	Appalachian State	11-4	306	11	Sun Belt
14	Purdue Fort Wayne	13-3	305	12	Horizon
15	Akron	10-4	304	18	Mid-American
16	CSUN	12-3	280	16	Big West
17	Western Kentucky	12-3	279	23	CUSA
18	Liberty	11-5	267	13	CUSA
19	UC Irvine	11-5	247	22	Big West
20	UNCG	11-4	229	20	Southern
21	Saint Mary's	11-6	162	21	West Coast
22	UNCW	9-5	122	8	Coastal Athletic
23	Southern Illinois	11-4	105	NR (31)	Missouri Valley
24	Vermont	11-5	81	24	America East
25	Morehead State	12-4	79	25	Ohio Valley

OTHERS RECEIVING VOTES

Cornell 75, Weber State 73, Yale 67, Santa Clara 41, Belmont 21, Bradley 16, Toledo 14, Kent State 13, Drexel 10, Long Beach State 10, Norfolk State 10, Missouri State 8, Seattle 5, Troy 5, Kennesaw State 4, St. Thomas-Minnesota 4, UC San Diego 3, UMass-Lowell 3, Quinnipiac 2, Bowling Green 1, Longwood 1, Louisiana Tech 1, Stetson 1.



RECORD BY UNIFORM


JERSEY	HOME	AWAY	NEUTRAL	TOTAL
White (Home)	5-1	0-0	0-0	5-1
Blue (Away)	0-0	2-5	0-0	2-5
Grey (Alt.)	0-0	0-2	0-0	0-2
Baby Blue (N7)	1-0	0-0	0-0	1-0

ORU RECORD BY STARTING LINEUP

GUARD	GUARD	GUARD/FORWARD	GUARD/FORWARD	FORWARD/CENTER	RECORD
THOMPSON	MCBRIDE	BEDFORD	WEAVER	JONES	3-5
THOMPSON	MCBRIDE	BEDFORD	MILLER	WEAVER	0-1
THOMPSON	MCBRIDE	BEDFORD	WEAVER	HERRON	2-0
MCBRIDE	BEDFORD	PHIPPS	THOMPSON	HERRON	3-2

GAME-BY-GAME STARTING LINEUP

OPPONENT	G	G	G/F	G/F	F/C
@ UT Arlington	Thompson	McBride	Bedford	Weaver	Jones
vs. MACU	Thompson	McBride	Bedford	Weaver	Jones
@ Missouri St.	Thompson	McBride	Bedford	Miller	Weaver
@#13 A&M	Thompson	McBride	Bedford	Weaver	Jones
vs. TX Southern	Thompson	McBride	Bedford	Weaver	Jones
at Kansas State	Thompson	McBride	Bedford	Weaver	Jones
vs. Tulsa	Thompson	McBride	Bedford	Weaver	Jones
vs. Ozark	Thompson	McBride	Bedford	Weaver	Herron
at Texas Tech	Thompson	McBride	Bedford	Weaver	Jones
at Oklahoma St.	Thompson	McBride	Bedford	Weaver	Jones
vs. John Brown	Thompson	McBride	Bedford	Weaver	Herron
at Kansas City	McBride	Bedford	Phipps	Thompson	Herron
at Denver	McBride	Bedford	Phipps	Thompson	Herron
at Montana St.	McBride	Bedford	Phipps	Thompson	Herron
vs. Weber St.	McBride	Bedford	Phipps	Thompson	Herron
vs. South Dakota	McBride	Bedford	Phipps	Thompson	Herron
vs. St. Thomas					



STATISTICAL MILESTONE COUNT

TEAM'S LEADING SCORER	SEASON	CAREER	CONSEC.
Jailen Bedford	2	2	0
Issac McBride	12	15	2
Trey Phipps	0	2	0
Kareem Thompson	2	4	0
DeShang Weaver	0	3	0
10+ POINTS	SEASON	CAREER	CONSEC.
Jailen Bedford	12	12	3
Sir Issac Herron	3	5	0
Josh Jones	1	1	1
Elijah Lawrence	1	1	0
Issac McBride	14	57	7
Jalen Miller	1	1	0
Braeden Moore	1	1	0
Trey Phipps	2	15	0
Kareem Thompson	12	45	9
DeShang Weaver	7	52	0
Demari Williams	0	1	0
20+ POINTS	SEASON	CAREER	CONSEC.
Jailen Bedford	3	3	0
Issac McBride	9	9	2
Trey Phipps	0	2	0
Kareem Thompson	3	4	0
DeShang Weaver	1	5	0
30+ POINTS	SEASON	CAREER	CONSEC.
Trey Phipps	0	1	0
40+ POINTS	SEASON	CAREER	CONSEC.
LEADING REBOUNDER	SEASON	CAREER	CONSEC.
Jailen Bedford	8	8	0
Sir Issac Herron	2	2	0
Issac McBride	0	1	0
Pablo Navarro	1	1	0
Kareem Thompson	4	18	1
DeShang Weaver	3	8	0
10+ REBOUNDS	SEASON	CAREER	CONSEC.
Sir Issac Herron	0	1	0
Kareem Thompson	2	7	1
DeShang Weaver	0	1	0
DOUBLE-DOUBLES	SEASON	CAREER	CONSEC.
Sir Issac Herron	0	1	0
Kareem Thompson	2	6	1
DeShang Weaver	0	1	0
ASSIST LEADER	SEASON	CAREER	CONSEC.
Cam Amboree	2	2	0
Jailen Bedford	2	2	0
Issac McBride	4	15	0
Trey Phipps	1	4	0
Kareem Thompson	13	35	8
DeShang Weaver	0	3	0
GAMES STARTED	SEASON	CAREER	CONSEC.
Jailen Bedford	16	16	16
Sir Issac Herron	7	8	6
Josh Jones	8	8	0
Issac McBride	16	53	52
Jalen Miller	1	1	0
Trey Phipps	5	5	5
Kareem Thompson	16	108	88
DeShang Weaver	11	70	0
GAMES W/ MADE 3-POINTER	SEASON	CAREER	CONSEC.
Jailen Bedford	13	13	0
Sir Issac Herron	2	5	0
Elijah Lawrence	1	2	0
Issac McBride	15	63	0
Jalen Miller	4	4	1
Pablo Navarro	1	1	0
Trey Phipps	8	40	3
Jake Shannon	0	2	0
Kareem Thompson	14	69	1
DeShang Weaver	13	96	14
Demari Williams	0	3	0
TEAM	16	--	352

GAMES W/ A BLOCK	SEASON	CAREER	CONSEC.
Jailen Bedford	4	4	0
Sir Issac Herron	11	15	6
Josh Jones	4	4	0
Issac McBride	2	2	0
Jalen Miller	1	1	1
Braeden Moore	2	2	0
Trey Phipps	3	6	1
Jake Shannon	0	1	0
Ashton Smith	2	2	0
Kareem Thompson	6	40	0
DeShang Weaver	8	76	0
Demari Williams	0	1	0
TEAM	16	--	80

STATISTICAL MILESTONES

20+ POINTS

Jailen Bedford

23 at Kansas State (11/28/23)

26 at Texas Tech (12/12/23)

23 at Montana State (1/3/24)

3 at Kansas State (11/28/23)

5+ STEALS

Issac McBride

27 at Missouri State (11/13/23)

27 at Texas A&M (11/17/23)

23 vs. Texas Southern (11/21/23)

25 at Kansas State (11/28/23)

22 vs. Tulsa (12/2/23)

21 at Kansas City (12/29/23)

23 at Denver (12/31/23)

29 vs. Weber St. (1/6/24)

21 vs. South Dakota (1/11/24)

Kareem Thompson

20 at UT Arlington (11/6/23)

21 at Texas Tech (12/12/23)

22 at Denver (12/31/23)

DeShang Weaver

20 vs. Tulsa (12/2/23)

30+ POINTS

10+ REBOUNDS

Kareem Thompson

10 at Denver (12/31/23)

12 vs. South Dakota (1/11/24)

5+ ASSISTS

Cam Amboree

6 vs. Ozark Christian (12/9/23)

Issac McBride

7 at Missouri State (11/13/23)

Kareem Thompson

5 at UT Arlington (11/6/23)

7 at Kansas State (11/28/23)

5 vs. Ozark Christian (12/9/23)

6 at Texas Tech (12/12/23)

3+ BLOCKS

Sir Issac Herron

3 at Texas Tech (12/12/23)

5 at Denver (12/31/23)

Kareem Thompson

4 at Denver (12/31/23)

DeShang Weaver

8 at UT Arlington (11/6/23)

6 at Texas A&M (11/17/23)

3 vs. Texas Southern (11/21/23)



2023-24 DOUBLE-DOUBLES

KAREEM THOMPSON

22 pts / 10 rebs
at Denver (12/31/23)

13 pts / 12 rebs
vs. South Dakota (1/11/24)

ORU Scored 100 Points	110 vs. Ozark Christian (12/9/23)
Opponent Scored 100 Points	106 vs. SDSU (2/24/22)
ORU Scored Fewer than 60 Points	51 vs. #5 Duke (3/16/23)
Opponent Scored Fewer than 60 Points	59 vs. John Brown (12/19/23)
ORU Scored Fewer than 50 Points	45 at #3 Houston (11/14/22)
Opponent Scored Fewer than 50 Points	51 vs. Ozark Christian (12/9/23)
ORU Won by 30 Points	59 (110-59) 51 vs. Ozark Christian (12/9/23)
Opponent Won by 30 Points	34 (84-50) at Missouri State (11/6/18)
ORU Won by 50 Points over Conference Opponent	50 vs. South Dakota (1/30/23)
ORU shot 65% from the floor	67% (34-51) at Oakland (1/3/12)
Opponent shot 65% from the floor	66% (29-44) vs. Kansas City (1/24/21)
ORU shot 60% from the floor	62.9% (44-70) vs. Western Illinois (2/27/20)
Opponent shot 60% from the floor	63% (40-64) at South Dakota State (1/2/20)
ORU shot less than 35% from the floor	30.2% (19-63) vs. #5 Duke (3/16/23)
Opponent shot less than 35% from the floor	34.8% (24-64) at UT Arlington (11/6/23)
ORU shot 50% from beyond the arc	50.0% (7-14) at Montana State (1/3/24)
ORU shot 75% from beyond the arc	81.8% (9-11) at SLU (1/3/13)
Opponent shot 50% from beyond the arc	55.6% (10-18) at Omaha (12/29/22)
ORU shot less than 20% from beyond the arc	13.0% (3-23) at Wichita State (11/23/19)
ORU shot less than 10% from beyond the arc	9.5% (2-21) vs. Montana (11/21/16)
Opponent shot less than 20% from beyond the arc	9.1% (2-22) at Texas A&M (11/17/23)
ORU made 10 three-pointers	16 at Texas Tech (12/12/23)
Opponent made 10 three-pointers	11 at Montana State (1/3/24)
ORU made 15 three-pointers	16 at Texas Tech (12/12/23)
Opponent made 15 three-pointers	16 vs. North Dakota (2/16/23)
ORU made 20 three-pointers	21 vs. Southwestern Christian (11/12/21)
Opponent made 20 three-pointers	20 at Fort Wayne (12/31/16)
ORU failed to make a three-point attempt	0-7 at Memphis (12/28/12)
Opponent failed to make a three-point attempt	0-15 vs. Little Rock (12/19/16)
ORU shot less than 50% from the FT line	42.9% (3-7) at Missouri State (12/11/21)
Opponent shot less than 50% from the FT line	42% (5-12) vs. Rogers State (11/19/19)
ORU had 20 Offensive Rebounds	29 vs. Haskell (11/18/21)
Opponent had 20 Offensive Rebounds	21 at Texas Tech (12/12/23)
ORU had 20 Assists	24 vs. Ozark Christian (12/9/23)
ORU had 25 Assists	26 vs. Southwestern Christian (12/12/20)
ORU had 10 Steals	12 vs. Ozark Christian (12/9/23)
ORU committed 20 Turnovers	20 vs. Rogers State (11/19/19)
Opponent committed 20 Turnovers	21 vs. John Brown (12/19/23)
ORU committed 25 Turnovers	27 at Arkansas (12/19/17)
Opponent committed fewer than five Turnovers	4 vs. Western Ill. (12/12/23)
ORU had a 20-point scorer	vs. South Dakota (McBride-21) (1/11/24)
ORU had two 20-point scorers	at Denver (McBride-23, Thompson-22) (12/31/23)
ORU had three 20-point scorers	vs. Omaha (Owens-28, Martin-26, Bradley-24) (1/21/17)
ORU had five double-figure scorers	vs. Ozark Christian (12/9/23)
Opponent had five double-figure scorers	at Kansas State (11/28/23)
ORU had six double-figure scorers	vs. Ozark Christian (12/9/23)
Opponent had six double-figure scorers	at Omaha (12/29/22)
ORU had all 5 starters score in double figures	at South Dakota State (2/25/23)
ORU's bench out-scored its starters	(69-47) vs. Ozark Christian (11/29/22)
ORU had two double-figure rebounders	vs. South Dakota (Mwamba-11 & Thompson-10) (1/30/23)
Opp had two double-figure rebounders	vs. South Dakota (Peterson-12, Kelley-10) (1/17/19)
ORU had a double-double	vs. South Dakota (Thompson-13/12 reb.) (1/11/24)
ORU had two double-doubles	vs. NDSU (Abmas- 26/10 assists Vanover-10/10 reb.) (3/7/23)
ORU had three double-doubles	vs. East Texas Baptist (Owens, Nzekwesi, Harris) (1/23/18)
ORU scored 50 points in first half	51 vs. Ozark Christian (12/9/23)
ORU scored 50 points in second half	59 vs. Ozark Christian (12/9/23)
ORU scored 60 points in a half	62 vs. Ozark Christian (12/9/22)
Opponent scored less than 20 points in first half	20 vs. NDSU (3/7/23)
Opponent scored less than 20 points in second half	17 vs. Rogers State (11/23/21)
ORU defeated a ranked opponent	75-72 (#7) vs. Ohio State (OT), NCAA 1st Round (3/19/21)
ORU won a single-overtime game	75-72 vs. Ohio State (3/19/21)
ORU won a double-overtime game	74-66 at Little Rock (12/2/17)
A Golden Eagle had a 20/10 Performance (PTS/REB)	Thompson (22/10) at Denver (12/31/23)
A Golden Eagle had a 20/20 Performance (PTS/REB)	Damen Bell-Holter (25/20) vs. NW St. (1/10/13)
A Golden Eagle Scored 30 Points	31 - Max Abmas vs. South Dakota (1/30/23)
An Opponent Scored 30 Points	30 - Steven Ashworth at Utah State (11/22/22)
A Golden Eagle Scored 40 Points	41 - Max Abmas vs. Western Illinois (2/27/21)
A Golden Eagle had 15 Rebounds	16 - Elijah Lufiele vs. SDSU (2/24/22)
A Golden Eagle had 20 Rebounds	21 - D'Mauria Jones vs. Bacone (12/15/20)
A Golden Eagle had 10 Assists	11 - Max Abmas vs. NDSU (3/7/23)
An Opponent had 10 Assists	10 - Manu Lecomte at Baylor (11/11/16)
A Golden Eagle had five Steals	6 - Kareem Thompson vs. Central Arkansas (12/10/22)
A Golden Eagle had five Blocks	5 - Sir Issac Herron at Denver (12/31/23)
An Opponent had five Blocks	8 - Yor Anei, Oklahoma State (11/6/19)
The Golden Eagles won a game at the buzzer	(Max Abmas) vs. Kansas City (1/7/23)
An Opponent won a game at the buzzer	vs. North Dakota State (1/22/22)

ABOUT ORU

Founded in 1963 by evangelist Oral Roberts, ORU is a 400-acre campus located in South Tulsa. ORU boasts a total enrollment of over 5,000 students from all 50 states and more than 30 foreign countries. Some famous ORU alums include entertainer Kathy Lee Gifford, Pulitzer-prize nominated author Clifton Taulbert and two-time NCAA track & field national champion and 2008 Olympic silver medalist Andretti Bain, 2012 NCAA outdoor national champion Jack Whitt and 2012 Olympians Prince Mumba (Track) and Dominique Allen (Women's Basketball). "The Simpsons" creator Matt Groening briefly attended ORU, and subsequently, many of the characters on the show are modeled after former ORU students and staff members. In fact, if you look closely over Ned Flanders' fireplace, his college diploma reads "Oral Roberts University".

ABOUT THE SUMMIT LEAGUE

Through 40 years of Division I athletics, The Summit League offers 19 championship sports and has a combined enrollment of around 100,000 at 9 institutions, including five located in top 60 U.S. metropolitan populations and two land-grant universities. Member institutions include: the University of Denver, University of Missouri-Kansas City, University of North Dakota, North Dakota State University, University of Nebraska Omaha, Oral Roberts University, University of St. Thomas, University of South Dakota and South Dakota State University. The Summit League was previously known as the Mid-Continent Conference before undergoing a rebrand in 2007. The Summit League has produced 15 NCAA National Champions with over 125 All-Americans and 100 Academic All-Americans including numerous student-athletes competing at the highest professional level.

Each year, approximately 3,000 student-athletes continue to raise the bar and help The Summit League reach exceptional success and development. Within the past eight years alone, The Summit League has produced a national postseason team tournament championship, an NCAA semifinal appearance, a pair of Sweet 16 appearances and eight NCAA Champions. That level of success also carries into the classroom. The Summit League ranked first for NCAA Graduation Success Rate in women's basketball from 2014-16. A total of 21 Summit League teams achieved perfect NCAA Academic Progress Rate scores in the most recently released figures, while 23 other teams garnered NCAA Public Recognition Awards for top academic progress rates.

The Summit League also produces the highest quality in competition. In 2020-21, former Summit League student-athletes competed in the NBA, in MLB, on the PGA Tour, on the LPGA Tour and in Major League Soccer (MLS).





2023-24 Oral Roberts Men's Basketball Combined Team Statistics All games

Page 1/1
as of Jan 12, 2024

Game Records

Record	Overall	Home	Away	Neutral
ALL GAMES	8-8	6-1	2-7	0-0
CONFERENCE	2-1	1-0	1-1	0-0
NON-CONFERENCE	6-7	5-1	1-6	0-0

Score by Periods

Team	1st	2nd	OT	TOT
Oral Roberts	555	634	23	1212
Opponents	577	577	30	1184

Team Box Score

No.	Player				Total		3-Point		F-Throw		Rebounds											
		GP-GS	MIN	AVG	FG-FGA	FG%	3FG-3FGA	3FG%	FT-FTA	FT%	OFF	DEF	TOT	AVG	PF	DQ	A	TO	BLK	STL	PTS	AVG
10	MCBRIDE, Issac	16-16	607:39	38.0	103-240	.429	33-88	.375	76-90	.844	4	48	52	3.3	22	0	44	25	2	13	315	19.7
35	BEDFORD, Jailen	16-16	476:28	29.8	81-181	.448	28-69	.406	42-55	.764	22	81	103	6.4	30	0	15	23	4	16	232	14.5
2	THOMPSON, Kareem	16-16	617:57	38.6	74-187	.396	38-91	.418	18-30	.600	14	84	98	6.1	23	0	60	33	9	27	204	12.8
14	WEAVER, DeShang	13-11	388:24	29.9	51-112	.455	25-74	.338	9-15	.600	14	39	53	4.1	31	0	7	7	25	9	136	10.5
23	HERRON, Sir Issac	16-7	294:33	18.4	35-65	.538	2-4	.500	20-34	.588	22	33	55	3.4	34	0	7	13	21	5	92	5.8
12	MILLER, Jalen	9-1	160:56	17.9	16-30	.533	5-11	.455	7-11	.636	1	9	10	1.1	19	0	7	3	1	7	44	4.9
25	LAWRENCE, Elijah	3-0	17:23	5.8	5-9	.556	3-7	.429	0-0	.000	0	2	2	0.7	2	0	2	2	0	1	13	4.3
22	JONES, Josh	14-8	194:30	13.9	21-34	.618	0-0	.000	9-16	.563	16	25	41	2.9	40	1	7	17	4	3	51	3.6
32	SMITH, Ashton	7-0	63:29	9.1	10-13	.769	0-0	.000	5-12	.417	1	12	13	1.9	8	0	0	4	2	1	25	3.6
20	PHIPPS, Trey	16-5	264:53	16.6	18-45	.400	12-28	.429	8-8	1.000	4	32	36	2.3	26	1	21	7	3	9	56	3.5
11	NAVARRO, Pablo	5-0	27:32	5.5	5-8	.625	1-3	.333	3-3	1.000	4	6	10	2.0	2	0	1	1	0	2	14	2.8
33	KRUSE, Seth	1-0	05:03	5.1	1-4	.250	0-3	.000	0-0	.000	1	0	1	1.0	1	0	1	0	0	0	2	2.0
4	SHANNON, Jake	1-0	12:39	12.7	1-6	.167	0-3	.000	0-0	.000	2	1	3	3.0	1	0	3	1	0	4	2	2.0
1	MOORE, Braeden	9-0	38:30	4.3	6-8	.750	0-2	.000	2-2	1.000	3	4	7	0.8	3	0	0	1	2	1	14	1.6
5	AMBOREE, Cam	10-0	80:03	8.0	5-18	.278	0-5	.000	2-3	.667	0	7	7	0.7	13	1	13	4	0	4	12	1.2
Team											11	28	39					8				
Total		16	3250		432-960	.450	147-388	.379	201-279	.720	119	411	530	33.1	255	3	188	149	73	102	1212	75.8
Opponents		16	3250		431-1011	.426	133-381	.349	189-260	.727	203	443	646	40.4	231	5	224	197	46	75	1184	74.0

Team Statistics

	ORU	OPP
Scoring	1212	1184
Points per game	75.8	74.0
Scoring margin	+1.8	-
Field goals-att	432-960	431-1011
Field goal pct	.450	.426
3 point fg-att	147-388	133-381
3-point FG pct	.379	.349
3-pt FG made per game	9.2	8.3
Free throws-att	201-279	189-260
Free throw pct	.720	.727
F-Throws made per game	12.6	11.8
Rebounds	530	646
Rebounds per game	33.1	40.4
Rebounding margin	-7.3	-
Assists	188	224
Assists per game	11.8	14.0
Turnovers	149	197
Turnovers per game	9.3	12.3
Turnover margin	+3.0	-
Assist/turnover ratio	1.3	1.1
Steals	102	75
Steals per game	6.4	4.7
Blocks	73	46
Blocks per game	4.6	2.9
Winning streak	1	-
Home win streak	1	-
Attendance	36727	46864
Home games-Avg/Game	7-5247	9-5207
Neutral site-Avg/Game	-	0-0

Team Results

Date	Opponent		Score	Att.
11/06/2023	at UT Arlington	L	71-75	2185
11/10/2023	Mid-Amer. Christian	W	74-69	6002
11/13/2023	at Missouri St.	L	69-84	3248
11/17/2023	at Texas A&M	L	66-74	10689
11/21/2023	Texas Southern	W	65-63	5893
11/28/2023	at Kansas St.	Lot	78-88	9887
12/02/2023	Tulsa	W	79-70	6949
12/09/2023	Ozark Christian	W	110-51	3392
12/12/2023	at Texas Tech	L	76-82	10280
12/17/2023	at Oklahoma St.	L	60-81	6170
12/19/2023	John Brown	W	71-59	5417
12/29/2023	at Kansas City	L	60-77	1337
12/31/2023	at Denver	Wot	89-86	752
01/03/2024	at Montana St.	W	82-76	2316
01/06/2024	Weber St.	L	78-83	5557
01/11/2024	South Dakota	W	84-66	3517





2023-24 Oral Roberts Men's Basketball Combined Team Statistics In Conference games

Page 1/1
as of Jan 12, 2024

Game Records

Record	Overall	Home	Away	Neutral
ALL GAMES	2-1	1-0	1-1	0-0
CONFERENCE	2-1	1-0	1-1	0-0
NON-CONFERENCE	0-0	0-0	0-0	0-0

Score by Periods

Team	1st	2nd	OT	TOT
Oral Roberts	102	114	17	233
Opponents	103	112	14	229

Team Box Score

No.	Player				Total		3-Point		F-Throw		Rebounds											
		GP-GS	MIN	AVG	FG-FGA	FG%	3FG-3FGA	3FG%	FT-FTA	FT%	OFF	DEF	TOT	AVG	PF	DQ	A	TO	BLK	STL	PTS	AVG
10	MCBRIDE, Issac	3-3	114:53	38.3	22-44	.500	3-10	.300	18-22	.818	2	11	13	4.3	3	0	6	3	1	1	65	21.7
2	THOMPSON, Kareem	3-3	116:20	38.8	18-44	.409	10-18	.556	3-5	.600	7	19	26	8.7	3	0	11	5	5	5	49	16.3
35	BEDFORD, Jailen	3-3	92:52	31.0	13-39	.333	1-9	.111	11-12	.917	2	19	21	7.0	7	0	3	10	1	5	38	12.7
14	WEAVER, DeShang	1-0	14:29	14.5	3-5	.600	2-3	.667	0-0	.000	0	2	2	2.0	2	0	1	0	0	0	8	8.0
23	HERRON, Sir Issac	3-3	62:03	20.7	10-17	.588	0-0	.000	1-2	.500	2	6	8	2.7	7	0	1	2	9	1	21	7.0
12	MILLER, Jalen	3-0	53:16	17.8	6-10	.600	3-4	.750	3-6	.500	1	3	4	1.3	7	0	3	0	1	1	18	6.0
22	JONES, Josh	3-0	36:53	12.3	6-11	.545	0-0	.000	2-4	.500	4	4	8	2.7	8	0	0	4	0	0	14	4.7
32	SMITH, Ashton	3-0	24:25	8.1	5-6	.833	0-0	.000	1-4	.250	1	6	7	2.3	6	0	0	2	1	0	11	3.7
20	PHIPPS, Trey	3-3	62:21	20.8	2-9	.222	1-4	.250	0-0	.000	1	8	9	3.0	4	0	7	4	1	1	5	1.7
5	AMBOREE, Cam	2-0	34:34	17.3	1-8	.125	0-2	.000	0-0	.000	0	2	2	1.0	7	1	3	0	0	1	2	1.0
11	NAVARRO, Pablo	2-0	08:22	4.2	1-2	.500	0-1	.000	0-0	.000	0	0	0	0.0	0	0	1	0	0	1	2	1.0
25	LAWRENCE, Elijah	1-0	00:57	1.0	0-0	.000	0-0	.000	0-0	.000	0	0	0	0.0	0	0	0	0	0	0	0	0.0
1	MOORE, Braeden	2-0	03:36	1.8	0-0	.000	0-0	.000	0-0	.000	0	0	0	0.0	1	0	0	0	0	0	0	0.0
Team											3	5	8									
Total		3	625		87-195	.446	20-51	.392	39-55	.709	23	85	108	36.0	55	1	36	30	19	16	233	77.7
Opponents		3	625		87-201	.433	22-67	.328	33-53	.623	38	92	130	43.3	48	1	48	37	13	13	229	76.3

Team Statistics

	ORU	OPP
Scoring	233	229
Points per game	77.7	76.3
Scoring margin	+1.3	-
Field goals-att	87-195	87-201
Field goal pct	.446	.433
3 point fg-att	20-51	22-67
3-point FG pct	.392	.328
3-pt FG made per game	6.7	7.3
Free throws-att	39-55	33-53
Free throw pct	.709	.623
F-Throws made per game	13.0	11.0
Rebounds	108	130
Rebounds per game	36.0	43.3
Rebounding margin	-7.3	-
Assists	36	48
Assists per game	12.0	16.0
Turnovers	30	37
Turnovers per game	10.0	12.3
Turnover margin	+2.3	-
Assist/turnover ratio	1.2	1.3
Steals	16	13
Steals per game	5.3	4.3
Blocks	19	13
Blocks per game	6.3	4.3
Winning streak	2	-
Home win streak	1	-
Attendance	3517	2089
Home games-Avg/Game	1-3517	2-1045
Neutral site-Avg/Game	-	0-0

Team Results

Date	Opponent		Score	Att.
12/29/2023	at Kansas City	L	60-77	1337
12/31/2023	at Denver	Wot	89-86	752
01/11/2024	South Dakota	W	84-66	3517





2023-24 Oral Roberts Men's Basketball
Points-rebounds-assists
All games

Page 1/1
as of Jan 12, 2024

Opponent	Date	Score		1	2	4	5	10	11	12	14	20	22	23
				MOORE,BRAE	THOMPSON,K	SHANNON,JA	AMBOREE,CA	MCBRIDE,IS	NAVARRO,PA	MILLER,JAL	WEAVER,DES	PHIPPS,TRE	JONES,JOSH	HERRON,SIR
at UT Arlington	11/06/2023	71-75	L	DNP	20-5-5	DNP	DNP	12-2-1	DNP	8-3-1	17-6-0	0-0-0	2-5-2	0-2-0
Mid-Amer. Christian	11/10/2023	74-69	W	DNP	15-5-4	DNP	1-2-3	19-6-2	DNP	2-0-1	18-7-0	3-0-0	2-6-0	1-2-0
at Missouri St.	11/13/2023	69-84	L	0-2-0	4-5-4	DNP	0-0-0	27-4-3	DNP	10-0-0	11-6-0	6-8-3	2-1-0	2-1-0
at Texas A&M	11/17/2023	66-74	L	0-0-0	12-6-2	DNP	0-0-0	27-5-7	DNP	0-2-2	14-5-0	0-0-0	4-1-0	1-2-1
Texas Southern	11/21/2023	65-63	W	DNP	6-5-1	DNP	DNP	23-3-3	DNP	DNP	13-8-2	2-3-1	2-4-0	5-6-0
at Kansas St.	11/28/2023	78-88	Lot	0-0-0	9-6-7	DNP	DNP	25-3-4	DNP	DNP	3-2-1	3-0-0	6-1-2	9-4-1
Tulsa	12/02/2023	79-70	W	DNP	11-7-4	DNP	DNP	22-4-4	DNP	DNP	20-3-0	5-1-2	7-4-0	1-2-1
Ozark Christian	12/09/2023	110-51	W	12-3-0	15-7-5	2-3-3	5-2-6	5-1-2	7-9-0	DNP	10-0-1	13-5-3	DNP	12-6-0
at Texas Tech	12/12/2023	76-82	L	DNP	21-5-6	DNP	DNP	9-1-4	DNP	DNP	7-3-0	3-1-1	2-5-2	8-5-1
at Oklahoma St.	12/17/2023	60-81	L	0-0-0	8-7-2	DNP	4-0-0	14-4-1	5-1-0	DNP	5-2-0	2-1-0	4-2-0	3-3-1
John Brown	12/19/2023	71-59	W	2-2-0	13-3-4	DNP	0-1-0	19-1-3	0-0-0	DNP	5-7-2	0-2-2	DNP	10-7-0
at Kansas City	12/29/2023	60-77	L	0-0-0	14-4-3	DNP	0-0-3	21-3-0	2-0-0	6-1-1	DNP	0-4-2	4-3-0	7-1-0
at Denver	12/31/2023	89-86	Wot	0-0-0	22-10-4	DNP	2-2-0	23-6-3	0-0-1	8-1-1	DNP	2-3-3	0-3-0	6-4-0
at Montana St.	01/03/2024	82-76	W	0-0-0	11-8-2	DNP	0-0-1	19-5-2	DNP	4-1-0	DNP	11-4-2	2-2-0	6-0-1
Weber St.	01/06/2024	78-83	L	DNP	10-3-3	DNP	0-0-0	29-0-2	DNP	2-0-0	5-2-0	3-2-0	4-2-1	13-7-0
South Dakota	01/11/2024	84-66	W	DNP	13-12-4	DNP	DNP	21-4-3	DNP	4-2-1	8-2-1	3-2-2	10-2-0	8-3-1

Opponent	Date	Score		25	32	33	35
				LAWRENCE,E	SMITH,ASHT	KRUSE,SETH	BEDFORD,JA
at UT Arlington	11/06/2023	71-75	L	DNP	DNP	DNP	12-4-1
Mid-Amer. Christian	11/10/2023	74-69	W	DNP	DNP	DNP	13-3-1
at Missouri St.	11/13/2023	69-84	L	DNP	DNP	DNP	7-7-0
at Texas A&M	11/17/2023	66-74	L	DNP	DNP	DNP	8-7-0
Texas Southern	11/21/2023	65-63	W	DNP	DNP	DNP	14-9-1
at Kansas St.	11/28/2023	78-88	Lot	DNP	DNP	DNP	23-9-0
Tulsa	12/02/2023	79-70	W	DNP	DNP	DNP	13-8-1
Ozark Christian	12/09/2023	110-51	W	13-2-2	DNP	2-1-1	14-6-1
at Texas Tech	12/12/2023	76-82	L	DNP	DNP	DNP	26-6-1
at Oklahoma St.	12/17/2023	60-81	L	DNP	2-2-0	DNP	13-5-2
John Brown	12/19/2023	71-59	W	DNP	6-1-0	DNP	16-4-2
at Kansas City	12/29/2023	60-77	L	0-0-0	2-1-0	DNP	4-8-3
at Denver	12/31/2023	89-86	Wot	DNP	9-6-0	DNP	17-8-0
at Montana St.	01/03/2024	82-76	W	DNP	6-1-0	DNP	23-7-1
Weber St.	01/06/2024	78-83	L	0-0-0	0-2-0	DNP	12-7-1
South Dakota	01/11/2024	84-66	W	DNP	0-0-0	DNP	17-5-0





2023-24 Oral Roberts Men's Basketball Opponents Game-by-Game All games

Page 1/1
as of Jan 12, 2024

				Total		3-Pointers		Free throws		Rebounds											
Opponent	Date	Score		FG-FGA	PCT	3FG-3FGA	PCT	FT-FTA	PCT	OFF	DEF	TOT	AVG	PF	A	TO	BLK	STL	PTS	AVG	
at UT Arlington	11/06/2023	71-75	L	24-69	.348	9-26	.346	18-25	.720	22	33	55	55.0	16	14	12	2	5	75	75.0	
Mid-Amer. Christian	11/10/2023	74-69	W	27-64	.422	12-26	.462	3-4	.750	10	24	34	44.5	17	10	13	1	6	69	72.0	
at Missouri St.	11/13/2023	69-84	L	30-63	.476	9-24	.375	15-23	.652	5	37	42	43.7	12	18	11	8	7	84	76.0	
at Texas A&M	11/17/2023	66-74	L	26-73	.356	2-22	.091	20-24	.833	28	25	53	46.0	11	13	5	5	5	74	75.5	
Texas Southern	11/21/2023	65-63	W	24-62	.387	8-18	.444	7-8	.875	10	29	39	44.6	18	8	8	3	3	63	73.0	
at Kansas St.	11/28/2023	78-88	Lot	30-67	.448	9-29	.310	19-23	.826	19	24	43	44.3	9	18	13	4	5	88	75.5	
Tulsa	12/02/2023	79-70	W	24-57	.421	10-25	.400	12-17	.706	10	22	32	42.6	23	12	15	0	6	70	74.7	
Ozark Christian	12/09/2023	110-51	W	21-59	.356	4-17	.235	5-6	.833	9	20	29	40.9	6	6	18	1	2	51	71.8	
at Texas Tech	12/12/2023	76-82	L	27-68	.397	10-29	.345	18-24	.750	21	27	48	41.7	6	15	8	2	1	82	72.9	
at Oklahoma St.	12/17/2023	60-81	L	31-62	.500	14-30	.467	5-8	.625	9	29	38	41.3	13	24	11	0	6	81	73.7	
John Brown	12/19/2023	71-59	W	25-57	.439	7-23	.304	2-6	.333	10	31	41	41.3	19	11	21	3	3	59	72.4	
at Kansas City	12/29/2023	60-77	L	31-70	.443	10-27	.370	5-11	.455	16	30	46	41.7	12	19	9	6	8	77	72.8	
at Denver	12/31/2023	89-86	Wot	30-71	.423	7-20	.350	19-30	.633	12	35	47	42.1	20	15	10	5	3	86	73.8	
at Montana St.	01/03/2024	82-76	W	26-57	.456	11-26	.423	13-16	.813	5	24	29	41.1	19	14	15	3	9	76	73.9	
Weber St.	01/06/2024	78-83	L	29-52	.558	6-19	.316	19-23	.826	7	26	33	40.6	14	13	10	1	4	83	74.5	
South Dakota	01/11/2024	84-66	W	26-60	.433	5-20	.250	9-12	.750	10	27	37	40.4	16	14	18	2	2	66	74.0	
Total		1184		431-1011	.426	133-381	.349	189-260	.727	203	443	646	40.4	231	224	197	46	75	1184	74.0	
Oral Roberts		1212		432-960	.450	147-388	.379	201-279	.720	119	411	530	33.1	255	188	149	73	102	1212	75.8	

Opponents Averages

Games Played	Points/game	FG Pct	3FG Pct	FT Pct	Rebounds/game	Assists/game	Turnovers/game	Assist/Turnover ratio	Steals/game	Blocks/game
16	74.0	42.6	34.9	72.7	40.4	14.0	12.3	1.1	4.7	2.9





2023-24 Oral Roberts Men's Basketball Season/Career Statistics All games

Page 1/1
as of Jan 12, 2024

Summary

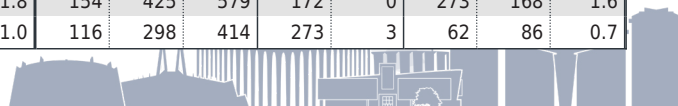
Player	Season Statistics										Career Statistics									
	GP-GS	MIN/G	FG%	3FG%	FT%	R/G	A/G	STL	BLK	PTS/G	GP-GS	MIN/G	FG%	3FG%	FT%	R/G	A/G	STL	BLK	PTS/G
AMBOREE, Cam	10-0	8.0	.278	.000	.667	0.7	1.3	4	0	1.2	25-0	6.4	.222	.000	.889	0.7	0.8	9	0	1.1
BEDFORD, Jailen	16-16	29.8	.448	.406	.764	6.4	0.9	16	4	14.5	16-16	29.8	.448	.406	.764	6.4	0.9	16	4	14.5
HERRON, Sir Issac	16-7	18.4	.538	.500	.588	3.4	0.4	5	21	5.8	42-8	10.6	.535	.500	.638	2.4	0.2	14	26	3.6
JONES, Josh	14-8	13.9	.618	.000	.563	2.9	0.5	3	4	3.6	14-8	13.9	.618	.000	.563	2.9	0.5	3	4	3.6
KRUSE, Seth	1-0	5.1	.250	.000	.000	1.0	1.0	0	0	2.0	1-0	5.1	.250	.000	.000	1.0	1.0	0	0	2.0
LAWRENCE, Elijah	3-0	5.8	.556	.429	.000	0.7	0.7	1	0	4.3	9-0	5.2	.412	.364	.000	0.6	0.8	4	0	2.0
MCBRIDE, Issac	16-16	38.0	.429	.375	.844	3.3	2.8	13	2	19.7	102-59	25.9	.448	.403	.844	2.4	1.9	67	4	11.7
MILLER, Jalen	9-1	17.9	.533	.455	.636	1.1	0.8	7	1	4.9	56-1	8.7	.412	.357	.667	0.7	0.4	18	4	1.3
MOORE, Braeden	9-0	4.3	.750	.000	1.000	0.8	0.0	1	2	1.6	9-0	4.3	.750	.000	1.000	0.8	0.0	1	2	1.6
NAVARRO, Pablo	5-0	5.5	.625	.333	1.000	2.0	0.2	2	0	2.8	5-0	5.5	.625	.333	1.000	2.0	0.2	2	0	2.8
PHIPPS, Trey	16-5	16.6	.400	.429	1.000	2.3	1.3	9	3	3.5	97-5	14.4	.397	.381	.810	1.7	1.0	51	8	5.0
SHANNON, Jake	1-0	12.7	.167	.000	.000	3.0	3.0	4	0	2.0	16-0	3.7	.267	.222	1.000	1.1	0.3	6	1	0.8
SMITH, Ashton	7-0	9.1	.769	.000	.417	1.9	0.0	1	2	3.6	7-0	9.1	.769	.000	.417	1.9	0.0	1	2	3.6
THOMPSON, Kareem	16-16	38.6	.396	.418	.600	6.1	3.8	27	9	12.8	111-110	29.7	.450	.385	.699	5.2	2.5	128	53	8.9
WEAVER, DeShang	13-11	29.9	.455	.338	.600	4.1	0.5	9	25	10.5	140-70	20.3	.465	.384	.667	3.0	0.4	55	133	7.9

Scoring

Player	Season Statistics								Career Statistics							
	FG-FGA	FG%	3FG-3FGA	3FG%	FT-FTA	FT%	PTS	PTS/G	FG-FGA	FG%	3FG-3FGA	3FG%	FT-FTA	FT%	PTS	PTS/G
AMBOREE, Cam	5-18	.278	0-5	.000	2-3	.667	12	1.2	10-45	.222	0-15	.000	8-9	.889	28	1.1
BEDFORD, Jailen	81-181	.448	28-69	.406	42-55	.764	232	14.5	81-181	.448	28-69	.406	42-55	.764	232	14.5
HERRON, Sir Issac	35-65	.538	2-4	.500	20-34	.588	92	5.8	53-99	.535	7-14	.500	37-58	.638	150	3.6
JONES, Josh	21-34	.618	0-0	.000	9-16	.563	51	3.6	21-34	.618	0-0	.000	9-16	.563	51	3.6
KRUSE, Seth	1-4	.250	0-3	.000	0-0	.000	2	2.0	1-4	.250	0-3	.000	0-0	.000	2	2.0
LAWRENCE, Elijah	5-9	.556	3-7	.429	0-0	.000	13	4.3	7-17	.412	4-11	.364	0-0	.000	18	2.0
MCBRIDE, Issac	103-240	.429	33-88	.375	76-90	.844	315	19.7	412-919	.448	168-417	.403	206-244	.844	1198	11.7
MILLER, Jalen	16-30	.533	5-11	.455	7-11	.636	44	4.9	28-68	.412	5-14	.357	14-21	.667	75	1.3
MOORE, Braeden	6-8	.750	0-2	.000	2-2	1.000	14	1.6	6-8	.750	0-2	.000	2-2	1.000	14	1.6
NAVARRO, Pablo	5-8	.625	1-3	.333	3-3	1.000	14	2.8	5-8	.625	1-3	.333	3-3	1.000	14	2.8
PHIPPS, Trey	18-45	.400	12-28	.429	8-8	1.000	56	3.5	159-401	.397	88-231	.381	81-100	.810	487	5.0
SHANNON, Jake	1-6	.167	0-3	.000	0-0	.000	2	2.0	4-15	.267	2-9	.222	2-2	1.000	12	0.8
SMITH, Ashton	10-13	.769	0-0	.000	5-12	.417	25	3.6	10-13	.769	0-0	.000	5-12	.417	25	3.6
THOMPSON, Kareem	74-187	.396	38-91	.418	18-30	.600	204	12.8	376-836	.450	134-348	.385	102-146	.699	988	8.9
WEAVER, DeShang	51-112	.455	25-74	.338	9-15	.600	136	10.5	415-893	.465	206-537	.384	64-96	.667	1100	7.9

Totals

Player	Season Statistics								Career Statistics							
	O-REB	D-REB	TOTAL	PF	FO	A	TO	A/TO	O-REB	D-REB	TOTAL	PF	FO	A	TO	A/TO
AMBOREE, Cam	0	7	7	13	1	13	4	3.3	3	15	18	20	1	20	15	1.3
BEDFORD, Jailen	22	81	103	30	0	15	23	0.7	22	81	103	30	0	15	23	0.7
HERRON, Sir Issac	22	33	55	34	0	7	13	0.5	40	62	102	55	0	9	21	0.4
JONES, Josh	16	25	41	40	1	7	17	0.4	16	25	41	40	1	7	17	0.4
KRUSE, Seth	1	0	1	1	0	1	0	0.0	1	0	1	1	0	1	0	0.0
LAWRENCE, Elijah	0	2	2	2	0	2	2	1.0	0	5	5	2	0	7	3	2.3
MCBRIDE, Issac	4	48	52	22	0	44	25	1.8	23	221	244	122	0	198	113	1.8
MILLER, Jalen	1	9	10	19	0	7	3	2.3	9	29	38	64	0	24	13	1.8
MOORE, Braeden	3	4	7	3	0	0	1	0.0	3	4	7	3	0	0	1	0.0
NAVARRO, Pablo	4	6	10	2	0	1	1	1.0	4	6	10	2	0	1	1	1.0
PHIPPS, Trey	4	32	36	26	1	21	7	3.0	21	142	163	116	1	97	51	1.9
SHANNON, Jake	2	1	3	1	0	3	1	3.0	4	13	17	7	0	5	1	5.0
SMITH, Ashton	1	12	13	8	0	0	4	0.0	1	12	13	8	0	0	4	0.0
THOMPSON, Kareem	14	84	98	23	0	60	33	1.8	154	425	579	172	0	273	168	1.6
WEAVER, DeShang	14	39	53	31	0	7	7	1.0	116	298	414	273	3	62	86	0.7





**2023-24 Oral Roberts Men's Basketball
Team Game-by-Game
All games**

Page 1/1
as of Jan 12, 2024

				Total		3-Pointers		Free throws		Rebounds											
Opponent	Date	Score		FG-FGA	PCT	3FG-3FGA	PCT	FT-FTA	PCT	OFF	DEF	TOT	AVG	PF	A	TO	BLK	STL	PTS	AVG	
at UT Arlington	11/06/2023	71-75	L	24-60	.400	10-31	.323	13-22	.591	7	27	34	34.0	21	10	6	9	5	71	71.0	
Mid-Amer. Christian	11/10/2023	74-69	W	24-51	.471	9-27	.333	17-25	.680	6	26	32	33.0	8	11	11	2	8	74	72.5	
at Missouri St.	11/13/2023	69-84	L	28-72	.389	5-25	.200	8-9	.889	7	30	37	34.3	19	10	10	4	8	69	71.3	
at Texas A&M	11/17/2023	66-74	L	22-52	.423	11-28	.393	11-15	.733	6	23	29	33.0	19	12	8	8	2	66	70.0	
Texas Southern	11/21/2023	65-63	W	22-59	.373	9-27	.333	12-17	.706	12	29	41	34.6	12	8	7	5	3	65	69.0	
at Kansas St.	11/28/2023	78-88	Lot	30-58	.517	10-21	.476	8-11	.727	5	21	26	33.2	19	15	12	3	7	78	70.5	
Tulsa	12/02/2023	79-70	W	22-48	.458	11-27	.407	24-33	.727	8	27	35	33.4	19	12	12	3	6	79	71.7	
Ozark Christian	12/09/2023	110-51	W	44-80	.550	16-38	.421	6-7	.857	16	29	45	34.9	8	24	4	5	12	110	76.5	
at Texas Tech	12/12/2023	76-82	L	28-62	.452	16-36	.444	4-4	1.000	7	22	29	34.2	14	15	8	6	5	76	76.4	
at Oklahoma St.	12/17/2023	60-81	L	22-56	.393	6-15	.400	10-14	.714	7	22	29	33.7	10	6	13	1	8	60	74.8	
John Brown	12/19/2023	71-59	W	22-55	.400	9-27	.333	18-30	.600	7	24	31	33.5	13	13	8	2	9	71	74.5	
at Kansas City	12/29/2023	60-77	L	23-56	.411	6-17	.353	8-10	.800	4	25	29	33.1	14	12	14	4	4	60	73.3	
at Denver	12/31/2023	89-86	Wot	32-73	.438	8-15	.533	17-28	.607	12	35	47	34.2	27	12	9	11	4	89	74.5	
at Montana St.	01/03/2024	82-76	W	26-50	.520	7-14	.500	23-27	.852	1	28	29	33.8	20	9	13	3	8	82	75.0	
Weber St.	01/06/2024	78-83	L	31-62	.500	8-21	.381	8-10	.800	7	18	25	33.2	18	7	7	3	5	78	75.2	
South Dakota	01/11/2024	84-66	W	32-66	.485	6-19	.316	14-17	.824	7	25	32	33.1	14	12	7	4	8	84	75.8	
Total		1212		432-960	.450	147-388	.379	201-279	.720	119	411	530	33.1	255	188	149	73	102	1212	75.8	
Opponents		1184		431-1011	.426	133-381	.349	189-260	.727	203	443	646	40.4	231	224	197	46	75	1184	74.0	

Oral Roberts Averages

Games Played	Points/game	FG Pct	3FG Pct	FT Pct	Rebounds/game	Assists/game	Turnovers/game	Assist/Turnover ratio	Steals/game	Blocks/game
16	75.8	45.0	37.9	72.0	33.1	11.8	9.3	1.3	6.4	4.6





2023-24 Oral Roberts Men's Basketball
Individual Game-by-Game
All games

Page 1/15
as of Jan 12, 2024

#1 MOORE, Braeden

Opponent	Date	GS	MIN	Total		3-Pointers		Free throws		Rebounds											
				FG-FGA	PCT	3FG-3FGA	PCT	FT-FTA	PCT	OFF	DEF	TOT	AVG	PF	A	TO	BLK	STL	PTS	AVG	
at Missouri St.	11/13/2023		06:31	0-1	.000	0-1	.000	0-0	.000	0	2	2	2.0	0	0	0	1	0	0	0.0	
at Texas A&M	11/17/2023		01:08	0-0	.000	0-0	.000	0-0	.000	0	0	0	1.0	0	0	0	0	0	0	0.0	
at Kansas St.	11/28/2023		02:12	0-0	.000	0-0	.000	0-0	.000	0	0	0	0.7	1	0	0	0	1	0	0.0	
Ozark Christian	12/09/2023		11:20	5-5	1.000	0-0	.000	2-2	1.000	3	0	3	1.3	1	0	0	1	0	12	3.0	
at Oklahoma St.	12/17/2023		03:45	0-0	.000	0-0	.000	0-0	.000	0	0	0	1.0	0	0	0	0	0	0	2.4	
John Brown	12/19/2023		08:28	1-2	.500	0-1	.000	0-0	.000	0	2	2	1.2	0	0	0	0	0	2	2.3	
at Kansas City	12/29/2023		01:45	0-0	.000	0-0	.000	0-0	.000	0	0	0	1.0	0	0	0	0	0	0	2.0	
at Denver	12/31/2023		01:51	0-0	.000	0-0	.000	0-0	.000	0	0	0	0.9	1	0	0	0	0	0	1.8	
at Montana St.	01/03/2024		01:30	0-0	.000	0-0	.000	0-0	.000	0	0	0	0.8	0	0	1	0	0	0	1.6	
Totals		0	38:30	6-8	.750	0-2	.000	2-2	1.000	3	4	7	0.8	3	0	1	2	1	14	1.6	

Player Averages

Games Played	Minutes/ game	Points/ game	FG Pct	3FG Pct	FT Pct	Rebounds/ game	Assists/ game	Turnovers/ game	Assist/Turnover ratio	Steals/ game	Blocks/ game
9	4.3	1.6	75.0	0.0	100.0	0.8	0.0	0.1	0.0	0.1	0.2





2023-24 Oral Roberts Men's Basketball
Individual Game-by-Game
All games

Page 2/15
as of Jan 12, 2024

#2 THOMPSON, Kareem

Opponent	Date	GS	MIN	Total		3-Pointers		Free throws		Rebounds				PF	A	TO	BLK	STL	PTS	AVG
				FG-FGA	PCT	3FG-3FGA	PCT	FT-FTA	PCT	OFF	DEF	TOT	AVG							
at UT Arlington	11/06/2023	*	40:00	7-12	.583	4-7	.571	2-5	.400	1	4	5	5.0	3	5	2	0	1	20	20.0
Mid-Amer. Christian	11/10/2023	*	40:00	6-15	.400	2-8	.250	1-3	.333	1	4	5	5.0	0	4	2	1	2	15	17.5
at Missouri St.	11/13/2023	*	38:19	2-11	.182	0-6	.000	0-0	.000	0	5	5	5.0	2	4	6	0	2	4	13.0
at Texas A&M	11/17/2023	*	40:00	4-10	.400	4-9	.444	0-0	.000	0	6	6	5.3	1	2	1	0	1	12	12.8
Texas Southern	11/21/2023	*	40:00	2-9	.222	1-4	.250	1-3	.333	0	5	5	5.2	1	1	0	0	1	6	11.4
at Kansas St.	11/28/2023	*	45:00	4-10	.400	1-3	.333	0-0	.000	1	5	6	5.3	2	7	4	0	2	9	11.0
Tulsa	12/02/2023	*	40:00	2-9	.222	2-6	.333	5-6	.833	0	7	7	5.6	1	4	2	1	3	11	11.0
Ozark Christian	12/09/2023	*	23:29	6-11	.545	3-6	.500	0-0	.000	1	6	7	5.8	0	5	0	1	3	15	11.5
at Texas Tech	12/12/2023	*	40:00	7-13	.538	5-7	.714	2-2	1.000	2	3	5	5.7	2	6	0	0	1	21	12.6
at Oklahoma St.	12/17/2023	*	36:15	2-9	.222	2-4	.500	2-2	1.000	1	6	7	5.8	1	2	5	0	2	8	12.1
John Brown	12/19/2023	*	39:21	4-9	.444	3-6	.500	2-3	.667	0	3	3	5.5	2	4	1	0	2	13	12.2
at Kansas City	12/29/2023	*	37:07	5-11	.455	4-6	.667	0-0	.000	0	4	4	5.4	0	3	1	1	1	14	12.3
at Denver	12/31/2023	*	43:09	8-21	.381	4-6	.667	2-4	.500	5	5	10	5.8	3	4	2	4	1	22	13.1
at Montana St.	01/03/2024	*	39:27	5-12	.417	1-3	.333	0-1	.000	0	8	8	5.9	1	2	5	0	2	11	12.9
Weber St.	01/06/2024	*	39:46	5-13	.385	0-4	.000	0-0	.000	0	3	3	5.7	4	3	0	1	0	10	12.7
South Dakota	01/11/2024	*	36:04	5-12	.417	2-6	.333	1-1	1.000	2	10	12	6.1	0	4	2	0	3	13	12.8
Totals		16	617:57	74-187	.396	38-91	.418	18-30	.600	14	84	98	6.1	23	60	33	9	27	204	12.8

Player Averages

Games Played	Minutes/game	Points/game	FG Pct	3FG Pct	FT Pct	Rebounds/game	Assists/game	Turnovers/game	Assist/Turnover ratio	Steals/game	Blocks/game
16	38.6	12.8	39.6	41.8	60.0	6.1	3.8	2.1	1.8	1.7	0.6



2023-24 Oral Roberts Men's Basketball
Individual Game-by-Game
All games

Page 3/15
as of Jan 12, 2024

#4 SHANNON, Jake

Opponent	Date	GS	MIN	Total		3-Pointers		Free throws		Rebounds							
				FG-FGA	PCT	3FG-3FGA	PCT	FT-FTA	PCT	OFF	DEF	TOT	AVG	PF	A	TO	BLK
Ozark Christian	12/09/2023		12:39	1-6	.167	0-3	.000	0-0	.000	2	1	3	3.0	1	3	1	0
Totals		0	12:39	1-6	.167	0-3	.000	0-0	.000	2	1	3	3.0	1	3	1	0

Player Averages

Games Played	Minutes/ game	Points/ game	FG Pct	3FG Pct	FT Pct	Rebounds/ game	Assists/ game	Turnovers/ game	Assist/Turnover ratio	Steals/ game	Blocks/ game
1	12.7	2.0	16.7	0.0	0.0	3.0	3.0	1.0	3.0	4.0	0.0





2023-24 Oral Roberts Men's Basketball
Individual Game-by-Game
All games

#5 AMBOREE, Cam

Opponent	Date	GS	MIN	Total		3-Pointers		Free throws		Rebounds				PF	A	TO	BLK	STL	PTS	AVG
				FG-FGA	PCT	3FG-3FGA	PCT	FT-FTA	PCT	OFF	DEF	TOT	AVG							
Mid-Amer. Christian	11/10/2023		08:20	0-2	.000	0-1	.000	1-2	.500	0	2	2	2.0	2	3	2	0	1	1	1.0
at Missouri St.	11/13/2023		02:19	0-0	.000	0-0	.000	0-0	.000	0	0	0	1.0	0	0	0	0	0	0	0.5
at Texas A&M	11/17/2023		00:01	0-0	.000	0-0	.000	0-0	.000	0	0	0	0.7	0	0	0	0	0	0	0.3
Ozark Christian	12/09/2023		21:23	2-4	.500	0-1	.000	1-1	1.000	0	2	2	1.0	1	6	0	0	0	5	1.5
at Oklahoma St.	12/17/2023		03:45	2-2	1.000	0-0	.000	0-0	.000	0	0	0	0.8	1	0	1	0	1	4	2.0
John Brown	12/19/2023		04:49	0-1	.000	0-0	.000	0-0	.000	0	1	1	0.8	1	0	1	0	0	0	1.7
at Kansas City	12/29/2023		17:43	0-4	.000	0-2	.000	0-0	.000	0	0	0	0.7	5	3	0	0	1	0	1.4
at Denver	12/31/2023		16:51	1-4	.250	0-0	.000	0-0	.000	0	2	2	0.9	2	0	0	0	0	2	1.5
at Montana St.	01/03/2024		04:52	0-1	.000	0-1	.000	0-0	.000	0	0	0	0.8	1	1	0	0	1	0	1.3
Weber St.	01/06/2024		00:01	0-0	.000	0-0	.000	0-0	.000	0	0	0	0.7	0	0	0	0	0	0	1.2
Totals		0	80:03	5-18	.278	0-5	.000	2-3	.667	0	7	7	0.7	13	13	4	0	4	12	1.2

Player Averages

Games Played	Minutes/ game	Points/ game	FG Pct	3FG Pct	FT Pct	Rebounds/ game	Assists/ game	Turnovers/ game	Assist/Turnover ratio	Steals/ game	Blocks/ game
10	8.0	1.2	27.8	0.0	66.7	0.7	1.3	0.4	3.3	0.4	0.0



2023-24 Oral Roberts Men's Basketball
Individual Game-by-Game
All games

Page 5/15
as of Jan 12, 2024

#10 MCBRIDE, Issac

Opponent	Date	GS	MIN	Total		3-Pointers		Free throws		Rebounds				PF	A	TO	BLK	STL	PTS	AVG
				FG-FGA	PCT	3FG-3FGA	PCT	FT-FTA	PCT	OFF	DEF	TOT	AVG							
at UT Arlington	11/06/2023	*	40:00	3-18	.167	2-12	.167	4-4	1.000	0	2	2	2.0	1	1	1	0	0	12	12.0
Mid-Amer. Christian	11/10/2023	*	38:00	5-13	.385	1-5	.200	8-8	1.000	1	5	6	4.0	0	2	0	0	2	19	15.5
at Missouri St.	11/13/2023	*	40:00	9-21	.429	1-3	.333	8-9	.889	0	4	4	4.0	0	3	2	1	3	27	19.3
at Texas A&M	11/17/2023	*	38:32	9-17	.529	4-7	.571	5-7	.714	0	5	5	4.3	3	7	1	0	0	27	21.3
Texas Southern	11/21/2023	*	40:00	7-16	.438	5-8	.625	4-4	1.000	0	3	3	4.0	1	3	1	0	0	23	21.6
at Kansas St.	11/28/2023	*	45:00	10-16	.625	1-3	.333	4-5	.800	0	3	3	3.8	3	4	3	0	3	25	22.2
Tulsa	12/02/2023	*	40:00	7-15	.467	2-6	.333	6-7	.857	0	4	4	3.9	3	4	4	0	1	22	22.1
Ozark Christian	12/09/2023	*	18:37	2-3	.667	1-2	.500	0-0	.000	0	1	1	3.5	0	2	0	0	1	5	20.0
at Texas Tech	12/12/2023	*	40:00	3-14	.214	3-11	.273	0-0	.000	0	1	1	3.2	1	4	1	0	1	9	18.8
at Oklahoma St.	12/17/2023	*	36:15	6-16	.375	2-4	.500	0-0	.000	1	3	4	3.3	1	1	2	0	0	14	18.3
John Brown	12/19/2023	*	38:21	4-11	.364	2-5	.400	9-11	.818	0	1	1	3.1	0	3	2	0	0	19	18.4
at Kansas City	12/29/2023	*	35:09	7-12	.583	1-2	.500	6-7	.857	1	2	3	3.1	0	0	3	0	0	21	18.6
at Denver	12/31/2023	*	40:46	7-16	.438	2-3	.667	7-9	.778	1	5	6	3.3	3	3	0	1	1	23	18.9
at Montana St.	01/03/2024	*	38:01	5-14	.357	2-4	.500	7-10	.700	0	5	5	3.4	4	2	3	0	1	19	18.9
Weber St.	01/06/2024	*	40:00	11-22	.500	4-8	.500	3-3	1.000	0	0	0	3.2	2	2	2	0	0	29	19.6
South Dakota	01/11/2024	*	38:58	8-16	.500	0-5	.000	5-6	.833	0	4	4	3.3	0	3	0	0	0	21	19.7
Totals			16 607:39	103-240	.429	33-88	.375	76-90	.844	4	48	52	3.3	22	44	25	2	13	315	19.7

Player Averages

Games Played	Minutes/game	Points/game	FG Pct	3FG Pct	FT Pct	Rebounds/game	Assists/game	Turnovers/game	Assist/Turnover ratio	Steals/game	Blocks/game
16	38.0	19.7	42.9	37.5	84.4	3.3	2.8	1.6	1.8	0.8	0.1





2023-24 Oral Roberts Men's Basketball
Individual Game-by-Game
All games

#11 NAVARRO, Pablo

Opponent	Date	GS	MIN	Total		3-Pointers		Free throws		Rebounds				PF	A	TO	BLK	STL	PTS	AVG
				FG-FGA	PCT	3FG-3FGA	PCT	FT-FTA	PCT	OFF	DEF	TOT	AVG							
Ozark Christian	12/09/2023		14:47	3-5	.600	1-2	.500	0-0	.000	4	5	9	9.0	2	0	1	0	1	7	7.0
at Oklahoma St.	12/17/2023		03:45	1-1	1.000	0-0	.000	3-3	1.000	0	1	1	5.0	0	0	0	0	0	5	6.0
John Brown	12/19/2023		00:39	0-0	.000	0-0	.000	0-0	.000	0	0	0	3.3	0	0	0	0	0	0	4.0
at Kansas City	12/29/2023		02:53	1-1	1.000	0-0	.000	0-0	.000	0	0	0	2.5	0	0	0	0	1	2	3.5
at Denver	12/31/2023		05:29	0-1	.000	0-1	.000	0-0	.000	0	0	0	2.0	0	1	0	0	0	0	2.8
Totals		0	27:32	5-8	.625	1-3	.333	3-3	1.000	4	6	10	2.0	2	1	1	0	2	14	2.8

Player Averages

Games Played	Minutes/game	Points/game	FG Pct	3FG Pct	FT Pct	Rebounds/game	Assists/game	Turnovers/game	Assist/Turnover ratio	Steals/game	Blocks/game
5	5.5	2.8	62.5	33.3	100.0	2.0	0.2	0.2	1.0	0.4	0.0



2023-24 Oral Roberts Men's Basketball
Individual Game-by-Game
All games

Page 7/15
as of Jan 12, 2024

#12 MILLER, Jalen

Opponent	Date	GS	MIN	Total		3-Pointers		Free throws		Rebounds											
				FG-FGA	PCT	3FG-3FGA	PCT	FT-FTA	PCT	OFF	DEF	TOT	AVG	PF	A	TO	BLK	STL	PTS	AVG	
at UT Arlington	11/06/2023		25:40	3-5	.600	0-2	.000	2-3	.667	0	3	3	3.0	2	1	0	0	1	8	8.0	
Mid-Amer. Christian	11/10/2023		24:19	0-2	.000	0-1	.000	2-2	1.000	0	0	0	1.5	1	1	1	0	2	2	5.0	
at Missouri St.	11/13/2023	*	20:01	4-6	.667	2-3	.667	0-0	.000	0	0	0	1.0	3	0	0	0	0	10	6.7	
at Texas A&M	11/17/2023		18:56	0-3	.000	0-1	.000	0-0	.000	0	2	2	1.3	2	2	2	0	1	0	5.0	
at Kansas City	12/29/2023		10:15	2-4	.500	1-1	1.000	1-2	.500	0	1	1	1.2	2	1	0	0	0	6	5.2	
at Denver	12/31/2023		18:10	3-4	.750	1-1	1.000	1-2	.500	0	1	1	1.2	3	1	0	0	1	8	5.7	
at Montana St.	01/03/2024		10:25	2-2	1.000	0-0	.000	0-0	.000	0	1	1	1.1	3	0	0	0	1	4	5.4	
Weber St.	01/06/2024		08:20	1-2	.500	0-0	.000	0-0	.000	0	0	0	1.0	1	0	0	0	1	2	5.0	
South Dakota	01/11/2024		24:51	1-2	.500	1-2	.500	1-2	.500	1	1	2	1.1	2	1	0	1	0	4	4.9	
Totals		1	160:56	16-30	.533	5-11	.455	7-11	.636	1	9	10	1.1	19	7	3	1	7	44	4.9	

Player Averages

Games Played	Minutes/game	Points/game	FG Pct	3FG Pct	FT Pct	Rebounds/game	Assists/game	Turnovers/game	Assist/Turnover ratio	Steals/game	Blocks/game
9	17.9	4.9	53.3	45.5	63.6	1.1	0.8	0.3	2.3	0.8	0.1





2023-24 Oral Roberts Men's Basketball
Individual Game-by-Game
All games

Page 8/15
as of Jan 12, 2024

#14 WEAVER, DeShang

Opponent	Date	GS	MIN	Total		3-Pointers		Free throws		Rebounds				PF	A	TO	BLK	STL	PTS	AVG
				FG-FGA	PCT	3FG-3FGA	PCT	FT-FTA	PCT	OFF	DEF	TOT	AVG							
at UT Arlington	11/06/2023	*	37:02	7-10	.700	3-5	.600	0-0	.000	2	4	6	6.0	4	0	1	8	2	17	17.0
Mid-Amer. Christian	11/10/2023	*	34:49	7-9	.778	4-6	.667	0-2	.000	1	6	7	6.5	1	0	2	1	0	18	17.5
at Missouri St.	11/13/2023	*	31:03	5-13	.385	1-5	.200	0-0	.000	1	5	6	6.3	3	0	0	0	1	11	15.3
at Texas A&M	11/17/2023	*	34:26	5-11	.455	2-7	.286	2-2	1.000	3	2	5	6.0	1	0	1	6	0	14	15.0
Texas Southern	11/21/2023	*	32:04	4-10	.400	1-6	.167	4-6	.667	2	6	8	6.4	2	2	1	3	2	13	14.6
at Kansas St.	11/28/2023	*	32:55	1-7	.143	1-6	.167	0-0	.000	0	2	2	5.7	4	1	0	3	0	3	12.7
Tulsa	12/02/2023	*	40:00	6-12	.500	5-10	.500	3-5	.600	1	2	3	5.3	3	0	0	0	1	20	13.7
Ozark Christian	12/09/2023	*	20:32	4-7	.571	2-5	.400	0-0	.000	0	0	0	4.6	0	1	0	1	0	10	13.3
at Texas Tech	12/12/2023	*	29:31	3-10	.300	1-8	.125	0-0	.000	0	3	3	4.4	4	0	1	2	1	7	12.6
at Oklahoma St.	12/17/2023	*	32:28	2-6	.333	1-4	.250	0-0	.000	1	1	2	4.2	2	0	1	0	0	5	11.8
John Brown	12/19/2023	*	31:16	2-7	.286	1-5	.200	0-0	.000	2	5	7	4.5	2	2	0	1	1	5	11.2
Weber St.	01/06/2024		17:48	2-5	.400	1-4	.250	0-0	.000	1	1	2	4.3	3	0	0	0	1	5	10.7
South Dakota	01/11/2024		14:29	3-5	.600	2-3	.667	0-0	.000	0	2	2	4.1	2	1	0	0	0	8	10.5
Totals		11	388:24	51-112	.455	25-74	.338	9-15	.600	14	39	53	4.1	31	7	7	25	9	136	10.5

Player Averages

Games Played	Minutes/game	Points/game	FG Pct	3FG Pct	FT Pct	Rebounds/game	Assists/game	Turnovers/game	Assist/Turnover ratio	Steals/game	Blocks/game
13	29.9	10.5	45.5	33.8	60.0	4.1	0.5	0.5	1.0	0.7	1.9



2023-24 Oral Roberts Men's Basketball
Individual Game-by-Game
All games

Page 9/15
as of Jan 12, 2024

#20 PHIPPS, Trey

Opponent	Date	GS	MIN	Total		3-Pointers		Free throws		Rebounds				PF	A	TO	BLK	STL	PTS	AVG
				FG-FGA	PCT	3FG-3FGA	PCT	FT-FTA	PCT	OFF	DEF	TOT	AVG							
at UT Arlington	11/06/2023		02:47	0-0	.000	0-0	.000	0-0	.000	0	0	0	0.0	2	0	1	0	0	0	0.0
Mid-Amer. Christian	11/10/2023		06:57	1-2	.500	1-2	.500	0-0	.000	0	0	0	0.0	0	0	0	0	0	3	1.5
at Missouri St.	11/13/2023		24:29	3-5	.600	0-2	.000	0-0	.000	2	6	8	2.7	5	3	0	1	0	6	3.0
at Texas A&M	11/17/2023		07:00	0-0	.000	0-0	.000	0-0	.000	0	0	0	2.0	2	0	0	0	0	0	2.3
Texas Southern	11/21/2023		12:28	0-2	.000	0-1	.000	2-2	1.000	0	3	3	2.2	0	1	1	0	0	2	2.2
at Kansas St.	11/28/2023		06:07	1-1	1.000	1-1	1.000	0-0	.000	0	0	0	1.8	0	0	0	0	0	3	2.3
Tulsa	12/02/2023		22:46	1-2	.500	1-2	.500	2-2	1.000	0	1	1	1.7	3	2	0	0	0	5	2.7
Ozark Christian	12/09/2023		21:29	5-10	.500	3-6	.500	0-0	.000	0	5	5	2.1	1	3	0	1	1	13	4.0
at Texas Tech	12/12/2023		14:35	1-2	.500	1-1	1.000	0-0	.000	0	1	1	2.0	1	1	0	0	1	3	3.9
at Oklahoma St.	12/17/2023		13:44	0-2	.000	0-0	.000	2-2	1.000	0	1	1	1.9	1	0	0	0	1	2	3.7
John Brown	12/19/2023		14:29	0-2	.000	0-2	.000	0-0	.000	1	1	2	1.9	2	2	0	0	2	0	3.4
at Kansas City	12/29/2023	*	20:38	0-3	.000	0-1	.000	0-0	.000	0	4	4	2.1	0	2	2	0	0	0	3.1
at Denver	12/31/2023	*	23:17	1-4	.250	0-2	.000	0-0	.000	0	3	3	2.2	1	3	1	0	1	2	3.0
at Montana St.	01/03/2024	*	32:42	3-5	.600	3-4	.750	2-2	1.000	0	4	4	2.3	3	2	1	0	2	11	3.6
Weber St.	01/06/2024	*	22:59	1-3	.333	1-3	.333	0-0	.000	0	2	2	2.3	2	0	0	0	1	3	3.5
South Dakota	01/11/2024	*	18:25	1-2	.500	1-1	1.000	0-0	.000	1	1	2	2.3	3	2	1	1	0	3	3.5
Totals		5	264:53	18-45	.400	12-28	.429	8-8	1.000	4	32	36	2.3	26	21	7	3	9	56	3.5

Player Averages

Games Played	Minutes/game	Points/game	FG Pct	3FG Pct	FT Pct	Rebounds/game	Assists/game	Turnovers/game	Assist/Turnover ratio	Steals/game	Blocks/game
16	16.6	3.5	40.0	42.9	100.0	2.3	1.3	0.4	3.0	0.6	0.2





2023-24 Oral Roberts Men's Basketball
Individual Game-by-Game
All games

#22 JONES, Josh

Opponent	Date	GS	MIN	Total		3-Pointers		Free throws		Rebounds				PF	A	TO	BLK	STL	PTS	AVG
				FG-FGA	PCT	3FG-3FGA	PCT	FT-FTA	PCT	OFF	DEF	TOT	AVG							
at UT Arlington	11/06/2023	*	12:32	1-3	.333	0-0	.000	0-0	.000	1	4	5	5.0	5	2	1	1	0	2	2.0
Mid-Amer. Christian	11/10/2023	*	16:22	1-1	1.000	0-0	.000	0-0	.000	1	5	6	5.5	1	0	1	0	0	2	2.0
at Missouri St.	11/13/2023		07:06	1-1	1.000	0-0	.000	0-0	.000	1	0	1	4.0	4	0	0	0	1	2	2.0
at Texas A&M	11/17/2023	*	14:05	1-1	1.000	0-0	.000	2-2	1.000	0	1	1	3.3	2	0	0	0	0	4	2.5
Texas Southern	11/21/2023	*	14:25	1-3	.333	0-0	.000	0-0	.000	2	2	4	3.4	3	0	1	0	0	2	2.4
at Kansas St.	11/28/2023	*	18:03	2-3	.667	0-0	.000	2-4	.500	1	0	1	3.0	4	2	1	0	0	6	3.0
Tulsa	12/02/2023	*	16:58	3-3	1.000	0-0	.000	1-2	.500	1	3	4	3.1	2	0	3	1	1	7	3.6
at Texas Tech	12/12/2023	*	18:02	1-2	.500	0-0	.000	0-0	.000	2	3	5	3.4	3	2	3	1	0	2	3.4
at Oklahoma St.	12/17/2023	*	12:00	2-4	.500	0-0	.000	0-2	.000	1	1	2	3.2	2	0	1	1	1	4	3.4
at Kansas City	12/29/2023		12:15	2-5	.400	0-0	.000	0-0	.000	1	2	3	3.2	1	0	2	0	0	4	3.5
at Denver	12/31/2023		10:05	0-1	.000	0-0	.000	0-2	.000	1	2	3	3.2	3	0	1	0	0	0	3.2
at Montana St.	01/03/2024		16:33	0-0	.000	0-0	.000	2-2	1.000	0	2	2	3.1	3	0	1	0	0	2	3.1
Weber St.	01/06/2024		11:31	2-2	1.000	0-0	.000	0-0	.000	2	0	2	3.0	3	1	1	0	0	4	3.2
South Dakota	01/11/2024		14:33	4-5	.800	0-0	.000	2-2	1.000	2	0	2	2.9	4	0	1	0	0	10	3.6
Totals		8	194:30	21-34	.618	0-0	.000	9-16	.563	16	25	41	2.9	40	7	17	4	3	51	3.6

Player Averages

Games Played	Minutes/ game	Points/ game	FG Pct	3FG Pct	FT Pct	Rebounds/ game	Assists/ game	Turnovers/ game	Assist/Turnover ratio	Steals/ game	Blocks/ game
14	13.9	3.6	61.8	0.0	56.3	2.9	0.5	1.2	0.4	0.2	0.3



2023-24 Oral Roberts Men's Basketball
Individual Game-by-Game
All games

Page 11/15
as of Jan 12, 2024

#23 HERRON, Sir Issac

Opponent	Date	GS	MIN	Total		3-Pointers		Free throws		Rebounds				PF	A	TO	BLK	STL	PTS	AVG
				FG-FGA	PCT	3FG-3FGA	PCT	FT-FTA	PCT	OFF	DEF	TOT	AVG							
at UT Arlington	11/06/2023		04:46	0-0	.000	0-0	.000	0-0	.000	1	1	2	2.0	2	0	0	0	0	0	0.0
Mid-Amer. Christian	11/10/2023		09:07	0-0	.000	0-0	.000	1-2	.500	1	1	2	2.0	1	0	0	0	0	1	0.5
at Missouri St.	11/13/2023		09:37	1-3	.333	0-1	.000	0-0	.000	0	1	1	1.7	0	0	0	1	1	2	1.0
at Texas A&M	11/17/2023		19:53	0-0	.000	0-0	.000	1-2	.500	0	2	2	1.8	4	1	0	1	0	1	1.0
Texas Southern	11/21/2023		25:35	2-3	.667	0-0	.000	1-2	.500	3	3	6	2.6	4	0	1	2	0	5	1.8
at Kansas St.	11/28/2023		35:15	3-4	.750	1-1	1.000	2-2	1.000	1	3	4	2.8	2	1	2	0	0	9	3.0
Tulsa	12/02/2023		11:11	0-1	.000	0-0	.000	1-3	.333	2	0	2	2.7	3	1	1	1	0	1	2.7
Ozark Christian	12/09/2023	*	18:37	5-10	.500	0-0	.000	2-2	1.000	3	3	6	3.1	0	0	0	0	0	12	3.9
at Texas Tech	12/12/2023		21:58	4-5	.800	0-1	.000	0-0	.000	1	4	5	3.3	2	1	1	3	1	8	4.3
at Oklahoma St.	12/17/2023		17:59	1-6	.167	0-0	.000	1-3	.333	0	3	3	3.3	1	1	1	0	0	3	4.2
John Brown	12/19/2023	*	25:59	3-6	.500	1-1	1.000	3-8	.375	4	3	7	3.6	3	0	2	1	1	10	4.7
at Kansas City	12/29/2023	*	19:09	3-4	.750	0-0	.000	1-1	1.000	0	1	1	3.4	3	0	1	2	0	7	4.9
at Denver	12/31/2023	*	20:21	3-5	.600	0-0	.000	0-1	.000	1	3	4	3.5	4	0	1	5	0	6	5.0
at Montana St.	01/03/2024	*	14:16	2-3	.667	0-0	.000	2-2	1.000	0	0	0	3.2	3	1	1	2	0	6	5.1
Weber St.	01/06/2024	*	18:18	4-7	.571	0-0	.000	5-6	.833	4	3	7	3.5	2	0	2	1	1	13	5.6
South Dakota	01/11/2024	*	22:33	4-8	.500	0-0	.000	0-0	.000	1	2	3	3.4	0	1	0	2	1	8	5.8
Totals		7	294:33	35-65	.538	2-4	.500	20-34	.588	22	33	55	3.4	34	7	13	21	5	92	5.8

Player Averages

Games Played	Minutes/game	Points/game	FG Pct	3FG Pct	FT Pct	Rebounds/game	Assists/game	Turnovers/game	Assist/Turnover ratio	Steals/game	Blocks/game
16	18.4	5.8	53.8	50.0	58.8	3.4	0.4	0.8	0.5	0.3	1.3





2023-24 Oral Roberts Men's Basketball
Individual Game-by-Game
All games

#25 LAWRENCE, Elijah

Opponent	Date	GS	MIN	Total		3-Pointers		Free throws		Rebounds											
				FG-FGA	PCT	3FG-3FGA	PCT	FT-FTA	PCT	OFF	DEF	TOT	AVG	PF	A	TO	BLK	STL	PTS	AVG	
Ozark Christian	12/09/2023		16:23	5-9	.556	3-7	.429	0-0	.000	0	2	2	2.0	1	2	2	0	1	13	13.0	
at Kansas City	12/29/2023		00:57	0-0	.000	0-0	.000	0-0	.000	0	0	0	1.0	0	0	0	0	0	0	6.5	
Weber St.	01/06/2024		00:03	0-0	.000	0-0	.000	0-0	.000	0	0	0	0.7	1	0	0	0	0	0	4.3	
Totals		0	17:23	5-9	.556	3-7	.429	0-0	.000	0	2	2	0.7	2	2	2	0	1	13	4.3	

Player Averages

Games Played	Minutes/game	Points/game	FG Pct	3FG Pct	FT Pct	Rebounds/game	Assists/game	Turnovers/game	Assist/Turnover ratio	Steals/game	Blocks/game
3	5.8	4.3	55.6	42.9	0.0	0.7	0.7	0.7	1.0	0.3	0.0



2023-24 Oral Roberts Men's Basketball
Individual Game-by-Game
All games

Page 13/15
as of Jan 12, 2024

#32 SMITH, Ashton

Opponent	Date	GS	MIN	Total		3-Pointers		Free throws		Rebounds				PF	A	TO	BLK	STL	PTS	AVG
				FG-FGA	PCT	3FG-3FGA	PCT	FT-FTA	PCT	OFF	DEF	TOT	AVG							
at Oklahoma St.	12/17/2023		10:01	0-1	.000	0-0	.000	2-2	1.000	0	2	2	2.0	0	0	1	0	1	2	2.0
John Brown	12/19/2023		11:05	2-3	.667	0-0	.000	2-6	.333	0	1	1	1.5	1	0	1	0	0	6	4.0
at Kansas City	12/29/2023		08:49	1-1	1.000	0-0	.000	0-0	.000	0	1	1	1.3	2	0	0	0	0	2	3.3
at Denver	12/31/2023		14:28	4-5	.800	0-0	.000	1-4	.250	1	5	6	2.5	4	0	2	1	0	9	4.8
at Montana St.	01/03/2024		08:50	3-3	1.000	0-0	.000	0-0	.000	0	1	1	2.2	1	0	0	0	0	6	5.0
Weber St.	01/06/2024		09:08	0-0	.000	0-0	.000	0-0	.000	0	2	2	2.2	0	0	0	1	0	0	4.2
South Dakota	01/11/2024		01:08	0-0	.000	0-0	.000	0-0	.000	0	0	0	1.9	0	0	0	0	0	0	3.6
Totals		0	63:29	10-13	.769	0-0	.000	5-12	.417	1	12	13	1.9	8	0	4	2	1	25	3.6

Player Averages

Games Played	Minutes/game	Points/game	FG Pct	3FG Pct	FT Pct	Rebounds/game	Assists/game	Turnovers/game	Assist/Turnover ratio	Steals/game	Blocks/game
7	9.1	3.6	76.9	0.0	41.7	1.9	0.0	0.6	0.0	0.1	0.3





2023-24 Oral Roberts Men's Basketball
Individual Game-by-Game
All games

#33 KRUSE, Seth

Opponent	Date	GS	MIN	Total		3-Pointers		Free throws		Rebounds									
				FG-FGA	PCT	3FG-3FGA	PCT	FT-FTA	PCT	OFF	DEF	TOT	AVG	PF	A	TO	BLK	STL	PTS
Ozark Christian	12/09/2023		05:03	1-4	.250	0-3	.000	0-0	.000	1	0	1	1.0	1	1	0	0	0	2
Totals		0	05:03	1-4	.250	0-3	.000	0-0	.000	1	0	1	1.0	1	1	0	0	0	2

Player Averages

Games Played	Minutes/ game	Points/ game	FG Pct	3FG Pct	FT Pct	Rebounds/ game	Assists/ game	Turnovers/ game	Assist/Turnover ratio	Steals/ game	Blocks/ game
1	5.1	2.0	25.0	0.0	0.0	1.0	1.0	0.0	1.0	0.0	0.0



2023-24 Oral Roberts Men's Basketball
Individual Game-by-Game
All games

2023-24 #ORUMBB Game Notes - 29

Page 15/15
as of Jan 12, 2024

#35 BEDFORD, Jailen

Opponent	Date	GS	MIN	Total		3-Pointers		Free throws		Rebounds				PF	A	TO	BLK	STL	PTS	AVG
				FG-FGA	PCT	3FG-3FGA	PCT	FT-FTA	PCT	OFF	DEF	TOT	AVG							
at UT Arlington	11/06/2023	*	37:13	3-12	.250	1-5	.200	5-10	.500	1	3	4	4.0	2	1	0	0	1	12	12.0
Mid-Amer. Christian	11/10/2023	*	22:06	4-7	.571	1-4	.250	4-6	.667	1	2	3	3.5	2	1	2	0	1	13	12.5
at Missouri St.	11/13/2023	*	20:35	3-11	.273	1-4	.250	0-0	.000	3	4	7	4.7	2	0	2	0	0	7	10.7
at Texas A&M	11/17/2023	*	26:00	3-10	.300	1-4	.250	1-2	.500	2	5	7	5.3	4	0	1	1	0	8	10.0
Texas Southern	11/21/2023	*	35:28	6-16	.375	2-8	.250	0-0	.000	4	5	9	6.0	1	1	1	0	0	14	10.8
at Kansas St.	11/28/2023	*	40:28	9-17	.529	5-7	.714	0-0	.000	1	8	9	6.5	3	0	0	0	1	23	12.8
Tulsa	12/02/2023	*	29:05	3-6	.500	1-3	.333	6-8	.750	2	6	8	6.7	4	1	2	0	0	13	12.9
Ozark Christian	12/09/2023	*	15:41	5-6	.833	3-3	1.000	1-2	.500	2	4	6	6.6	0	1	0	1	1	14	13.0
at Texas Tech	12/12/2023	*	35:54	9-16	.563	6-8	.750	2-2	1.000	1	5	6	6.6	1	1	1	0	0	26	14.4
at Oklahoma St.	12/17/2023	*	30:03	6-9	.667	1-3	.333	0-0	.000	2	3	5	6.4	1	2	1	0	2	13	14.3
John Brown	12/19/2023	*	25:33	6-14	.429	2-7	.286	2-2	1.000	0	4	4	6.2	2	2	0	0	3	16	14.5
at Kansas City	12/29/2023	*	33:20	2-11	.182	0-5	.000	0-0	.000	0	8	8	6.3	1	3	5	1	1	4	13.6
at Denver	12/31/2023	*	30:33	5-12	.417	1-2	.500	6-6	1.000	2	6	8	6.5	3	0	2	0	0	17	13.8
at Montana St.	01/03/2024	*	33:24	6-10	.600	1-2	.500	10-10	1.000	1	6	7	6.5	1	1	1	1	1	23	14.5
Weber St.	01/06/2024	*	32:06	5-8	.625	2-2	1.000	0-1	.000	0	7	7	6.5	0	1	2	0	1	12	14.3
South Dakota	01/11/2024	*	28:59	6-16	.375	0-2	.000	5-6	.833	0	5	5	6.4	3	0	3	0	4	17	14.5
Totals		16	476:28	81-181	.448	28-69	.406	42-55	.764	22	81	103	6.4	30	15	23	4	16	232	14.5

Player Averages

Games Played	Minutes/game	Points/game	FG Pct	3FG Pct	FT Pct	Rebounds/game	Assists/game	Turnovers/game	Assist/Turnover ratio	Steals/game	Blocks/game
16	29.8	14.5	44.8	40.6	76.4	6.4	0.9	1.4	0.7	1.0	0.3



ORU SINGLE GAME TOP 10

POINTS

RK	PTS.	NAME	OPP.	DATE
1.	68*	Greg Sutton	Oklahoma City (A)	12/5/90
2.	66	Anthony Roberts	North Carolina A&T (H)	2/19/77
3.	65	Anthony Roberts	Oregon (NIT) (H)	3/9/77
4.	60*	Richard Fuqua	University of the South (H)	1/15/71
5.	57*	Richard Fuqua	St. Benedict (A)	12/26/70
6.	54*	Greg Sutton	Arkansas Tech (A)	11/27/89
7.	52	Ray Thompson	Prairie View A&M (A)	1/16/92
8.	51*	Richard Fuqua	Jackson St. (H)	1/28/71
51		Richard Fuqua	Union (TN) (H)	2/24/72
51		Richard Fuqua	Moorhead (MN) St. (H)	1/15/72

REBOUNDS

RK	REB	NAME	OPP.	DATE
1.	34	David Vaughn	Brandeis (H)	1/8/73
2.	30	Eddie Woods	Lamar (A)	1/25/72
3.	28	Eddie Woods	Lamar (H)	1/21/74
4.	24	Eddie Woods	UT-Pan American (H)	1/26/74
24		Eddie Woods	St. Francis (Pa.) (H)	1/5/72
6.	22	Caleb Green	Southern Utah (H)	2/28/04
7.	21	Mark Acres	Tulsa (H)	1/12/84
21		Antonio Martin	West Texas St. (A)	12/5/77
21		Eddie Woods	St. Johns (A)	3/21/72
21		Eddie Woods	Boston (A)	2/26/72
21		Eddie Woods	Connecticut (H)	12/29/71
21		Rocky Walls	Southern Utah (N)	3/1/98
21		D'Mauria Jones	Bacone (H)	12/15/20

ASSISTS

RK	ASST	NAME	OPP.	DATE
1.	16	Jonathan Bluiitt	Oakland (H)	1/20/05
2.	15	Haywoode Workman	St. Louis (H)	2/7/87
15		Arnold Dugger	Florida St. (H)	3/1/77
4.	14	Arnold Dugger	North Texas (H)	2/12/77
14		Willie Irons	BYU (H)	1/21/86
6.	13	Richard Fuqua	UT-Pan American (H)	2/27/73
13		Ron Jones	Illinois St. (H)	1/15/77
13		Robert Griffin	Stetson (H)	2/17/79
13		Jonathan Bluiitt	UMKC (A)	1/3/04
10.	12	Six tied		

FIELD GOALS MADE

RK	FGM	NAME	OPP.	DATE
1.	25	Richard Fuqua	Moorhead St. (H)	1/15/72
25		Richard Fuqua	Trinity (H)	2/17/72
25		Anthony Roberts	North Carolina A&T (H)	2/19/77
25		Anthony Roberts	Oregon (H) *NIT*	3/9/77
5.	24	Anthony Roberts	Florida St. (A)	3/1/77
24*		Richard Fuqua	St. Benedicts (H)	12/26/70
7.	21	Anthony Roberts	Illinois St. (A)	1/6/75
21		Anthony Roberts	North Carolina (N)	12/27/76
9.	20	Anthony Roberts	Bowling Green (N)	12/29/76
10.	18	Anthony Roberts	Illinois St. (H)	1/31/76
18		Anthony Roberts	North Texas St. (H)	2/12/77
18		Lamont Reid	Austin Peay (N)	12/30/77

FIELD GOALS ATTEMPTED

RK	FGA	NAME	OPP.	DATE
1.	49	Richard Fuqua	Illinois St. (H)	2/14/73
2.	47	Richard Fuqua	Trinity (H)	2/17/72
47		Richard Fuqua	Union (Tenn.) (H)	2/24/72
4.	46	Richard Fuqua	UT-Pan American (A)	3/6/72
5.	44	Richard Fuqua	St. Benedicts (H)	12/26/70
44		Richard Fuqua	UW-Milwaukee (H)	3/2/72
7.	39	Anthony Roberts	Florida St. (A)	2/19/77
8.	38	Anthony Roberts	Illinois St. (A)	1/6/75
38		Anthony Roberts	North Carolina (N)	12/27/76
10.	37	Anthony Roberts	Oregon (H)	3/9/77

FIELD GOAL PERCENTAGE (MIN. 10 ATTEMPTS)

RK	FG%	NAME	FGM-FGA	OPP.	DATE
1.	1.000	Charles Dorsey	11-11	Butler (A)	2/20/84
2.	.923	Jeff Acres	12-13	Okla. Baptist (H)	11/24/84
.923		Blake Moses	12-13	S.F. Austin (H)	11/30/96
4.	.917	Warren Niles	11-12	St. Gregory's (H)	11/14/12
5.	.909	Woody Jones	10-11	UC-Irvine (A)	12/23/85
.909		Clifford Crenshaw	10-11	Rice (A)	2/22/95
7.	.900	Tye Fields	9-10	TCU (A)	1/6/94
.900		Derrick Taylor	9-10	UMKC (A)	1/7/99
.900		Reggie Borges	9-10	UT-Arlington (H)	12/17/01
.900		Damen Bell-Holter	9-10	Akron (A)	1/3/11
.900		Michael Craion	9-10	Fort Wayne (A)	2/15/12

3-PT FIELD GOALS MADE

RK	3FG	NAME	OPP.	DATE
1.	11	Greg Sutton	Oklahoma City (H)	12/5/90
2.	10	Chris Riouse	Oakland (A)	2/9/06
3.	9	Eric Perry	Chicago St. (H)	2/3/00
9		Markius Barnes	UMKC (H)	2/2/02
9		Ken Tutt	Chattanooga (A)	12/16/06
9		Moses Ehambe	Western Illinois (A)	2/14/08
7.	8	Luke Spencer-Gardner	Southern Utah (H)	1/24/02
8		Moses Ehambe	Centenary (N)	3/8/08
9.	7	21 tied		

3-PT FG ATTEMPTS

RK	3FGA	NAME	OPP.	DATE
1.	17	Robert Jarvis	North Carolina (A)	12/13/08
17		Chris Riouse	Oakland (A)	2/9/06
3.	16	Max Abmas	St. Thomas (A)	1/6/22
4.	15	Robert Jarvis	Texas A&M-CC (H)	11/14/07
15		Ken Tutt	Chicago St. (A)	1/17/04
6.	14	Kris Martin	Missouri St. (A)	12/14/16
14		Warren Niles	Central Arkansas (A)	3/9/13
14		Ken Tutt	Southern Utah (A)	1/5/04
14		Ken Tutt	Chattanooga (A)	12/16/06
10.	13	11 tied		

3-PT FG PERCENTAGE (MIN. 5 ATT.)

RK	3FG%	NAME	3FGM-3FGA	OPP.	DATE
1.	1.00	Bobby Word	5-5	Incarnate Word (A)	1/18/14
1.00		Mikey Manghum	6-6	South Dakota (H)	1/26/12
1.00		Luke Spencer-Gardner	6-6	Utah Valley St. (A)	12/11/04
4.	.900	Eric Perry	9-10	Chicago St. (H)	2/3/00
5.	.889	Aaron Young	8-9	Denver (A)	1/6/16
6.	.875	Warren Niles	7-8	St. Gregory's (H)	11/14/12
.875		Marchello Vealy	7-8	Kansas (A)	11/15/06
8.	.857	Jerome Abbage	6-7	Louisville (A)	1/2/93
.857		Moses Ehambe	6-7	IUPUI (A)	2/24/07
.857		Dominique Morrison	6-7	Western Illinois (A)	12/2/11

FREE THROWS MADE

RK	FTM	NAME	OPP.	DATE
1.	17	Caleb Green	Chicago State (H)	2/4/06
17		Caleb Green	Valparaiso (A)	1/9/06
17		Anthony Roberts	Oregon State (H)	12/30/76
4.	16	Anthony Roberts	North Carolina A&T (H)	2/19/77
16		Caleb Green	Akron (H)	12/2/06
16		Caleb Green	Centenary (A)	1/20/07
16		Kevin Obanor	South Dakota (H)	1/17/19
7.	15	Eldon Lawyer	Oglethorpe (H)	2/5/72
15		Mark Acres	Evansville (A)	3/9/83
15		Haywoode Workman	Oklahoma (A)	12/10/88
15		Max Abmas	Omaha (A)	12/29/22
10.	14	Six tied		

FREE THROWS ATTEMPTED

RK	FTA	NAME	OPP.	DATE
1.	22	Caleb Green	Seton Hall (N)	12/28/06
2.	21	Caleb Green	Valparaiso (A)	1/9/06
3.	20	Anthony Roberts	Oregon State (H)	12/30/76
4.	19	Caleb Green	Chicago State (H)	2/4/06
19		Caleb Green	Louisiana-Lafayette (H)	11/21/06
19		Caleb Green	Akron (H)	12/2/06
19		Steven Roundtree	Indiana State (H)	11/20/10
19		Korey Billbury	Tulsa (H)	11/15/14
19		Obi Emegano	Omaha (A)	2/19/15
10.	18	Six tied		

FREE THROW PERCENTAGE (MIN. 10 ATT.)

RK	FT%	NAME	FTM-FTA	DATE	PCT.
1.	1.000	Eldon Lawyer	15-15	Oglethorpe (H)	2/15/72
1.000		Obi Emegano	14-14	Denver (H)	2/19/16
1.000		Max Abmas	12-12	Florida (N)	3/21/21
1.000		Obi Emegano	12-12	Western Illinois (H)	2/13/16
1.000		Ken Tutt	11-11	Southern Utah (A)	1/11/07
1.000		Dominique Morrison	11-11	South Dakota St. (H)	1/7/11
1.000		Anthony Roberts	10-10	Santa Clara (H)	12/20/75
1.000		Charles Dorsey	10-10	Evansville (A)	2/4/85
1.000		Brian Miles	10-10	Southwest Texas (H)	1/17/87
1.000		Reggie Borges	10-10	Oklahoma Wesleyan (H)	11/23/02
1.000		Dominique Morrison	10-10	UMKC (H)	1/15/11
1.000		Shawn Glover	10-10	Southeastern La. (H)	2/8/14
1.000		Max Abmas	10-10	North Dakota (A)	2/19/22

BLOCKED SHOTS

RK	BLK	NAME	OPP.	DATE
1.	9	Kendrick Moore	Stephen F. Austin (A)	12/14/02
9		Kendrick Moore	IUPUI (N)	3/4/02
9		Antonio Martin	Oklahoma City (H)	1/28/78
9		Alvin Scott	West Texas State (H)	1/24/77
5.	8	DeShang Weaver	UT Arlington (A)	11/6/23
8		Connor Vanover	Western Illinois (A)	2/11/23
8		Connor Vanover	John Brown (H)	11/11/22
8		Shawn Glover	New Orleans (H)	2/6/14
8		Kendrick Moore	Wichita State (H)	11/30/02
8.	7	David Vaughn	Trinity (H)	2/17/73
7		Shawn King	Fort Wayne (A)	1/10/08
7		Albert Owens	Oakland (H)	11/27/17
7		Connor Vanover	Omaha (A)	12/29/22
7		Connor Vanover	Okla. Baptist (H)	11/19/22
10.	6	13 tied		

STEALS

RK	STL	NAME	OPP.	DATE
1.	9	Haywoode Workman	Oklahoma (H)	12/29/88
9		Haywoode Workman	South Carolina (H)	1/28/89
9		R.J. Fuqua	Avila (H)	11/10/17
3.	8	Obi Emegano	Haskell (H)	12/28/14
4.	7	Willie Irons	Coppin State (H)	12/11/86
7		Akin Akin-Otiko	Texas (H)	12/13/86
7		Tim Gill	John Brown (H)	1/23/96
7		Larry Owens	Tulsa (H)	12/3/05
8.	6	Arnold Dugger	Bowling Green (H)	12/28/74
6		Michael Craion	West Virginia (A)	11/11/11
6		Gary "Cat" Johnson	Portland State (H)	1/23/80
6		Kareem Thompson	Central Arkansas (H)	12/10/22

* Part of career spent at NAIA level

** Part of career prior to ORU's move to NCAA Major College Division

ORU SEASON TOP 10

POINTS

RK	NAME	YEARS	PTS.
1.	Richard Fuqua	1971-72	1,006
2.	Anthony Roberts	1976-77	951
3.	Max Abmas	2022-23	731
4.	Shawn Glover	2013-14	703
5.	Caleb Green	2006-07	698
6.	Sam McCants	1973-74	697
7.	Ray Thompson	1991-92	688
8.	Caleb Green	2005-06	686
	Max Abmas	2020-21	686
10..	Max Abmas	2021-22	685

REBOUNDS

RK	NAME	YEARS	REB.
1.	Eddie Woods	1971-72	407
2.	David Vaughn	1972-73	385
3.	Antonio Martin	1979-80	334
4.	Damen Bell-Holter	2012-13	328
5.	Eddie Woods	1973-74	327
6.	Rocky Walls	1997-98	325
7.	Mark Acres	1983-84	324
8.	Caleb Green	2006-07	315
9.	Caleb Green	2004-05	306
10.	Harold Johnson	1974-75	301

ASSISTS

RK	NAME	YEARS	ASST.
1.	Sam McCants	1973-74	208
2.	Arnold Dugger	1976-77	194
3.	Haywoode Workman	1986-87	188
4.	Jonathan Bluiitt	2004-05	178
5.	Arnold Dugger	1974-75	166
6.	Jonathan Bluiitt	2003-04	165
7.	Luke Spencer-Gardner	2002-03	164
8.	Gary Johnson	1981-82	160
9.	Gary Johnson	1980-81	158
10.	Luke Spencer-Gardner	2000-05	156

FIELD GOALS MADE

RK	NAME	YEARS	FG
1.	Richard Fuqua	1971-72	423
2.	Greg Sutton*	1989-90	417
3.	Anthony Roberts	1976-77	402
4.	Greg Sutton*	1990-91	393
5.	Richard Fuqua**	1970-71	353
6.	Sam McCants	1973-74	304
7.	Ray Thompson	1991-92	284
8.	Anthony Roberts	1975-76	277
9.	Anthony Jones*	1990-91	276
10.	Shawn Glover	2013-14	273

FIELD GOALS ATTEMPTED

RK	NAME	YEARS	FGA
1.	Greg Sutton*	1989-90	976
2.	Richard Fuqua	1971-72	941
3.	Greg Sutton*	1990-91	858
4.	Anthony Roberts	1976-77	739
5.	Sam McCants	1973-74	725
6.	Richard Fuqua	1972-73	713
7.	Richard Fuqua	1970-71	701
8.	Clarence Thompson*	1989-90	602
9.	Anthony Roberts	1975-76	573
10.	Anthony Roberts	1974-75	566

FIELD GOAL PERCENTAGE (MIN. 150 ATT.)

RK	NAME	YEARS	ATT.	PCT.
1.	Rufus Freeman*	1989-90	133-194	.686
2.	Brian Miles	1985-86	103-157	.656
3.	Shawn King	2006-07	105-163	.644
4.	Marcus Lewis	2007-09	165-278	.594
5.	Caleb Green	2003-04	177-300	.590
6.	Mark Acres	1981-82	109-186	.586
7.	Michael Craion	2011-12	144-247	.583
	Kevin Obanor	2018-19	133-228	.583
9.	Mark Acres	1984-85	221-380	.582
	Leon Irving	1998-99	114-196	.582

3-PT FIELD GOALS MADE

RK	NAME	YEAR	3PTM
1.	Greg Sutton*	1990-91	185
2.	Greg Sutton*	1989-90	170
3.	Clarence Thompson*	1989-90	137
4.	Max Abmas	2022-23	117
5.	Max Abmas	2021-22	114
6.	Ken Tutt	2003-04	101
7.	Max Abmas	2020-21	100
8.	Warren Niles	2012-13	96
9.	Tim Gill	1997-98	95
10.	Max Abmas	2019-20	87
	Tim Gill	1995-96	87

3-PT FG ATTEMPTS

RK	NAME	YEAR	3PTA
1.	Greg Sutton*	1990-91	463
2.	Greg Sutton*	1989-90	443
3.	Clarence Thompson*	1989-90	367
4.	Max Abmas	2022-23	310
5.	Max Abmas	2021-22	293
6.	Greg Sutton	1988-89	251
	Robert Jarvis	2008-09	251
8.	Warren Niles	2012-13	243
9.	Max Abmas	2019-20	238
10.	Max Abmas	2020-21	233

3-PT FG PERCENTAGE (MIN. 50 ATT.)

RK	NAME	YEAR	3M-3A	3PCT
1.	Tim Gill	1997-98	95-196	.485
2.	Shawn Glover	2013-14	25-52	.481
3.	Luke Spencer-Gardner	2004-05	39-84	.464
4.	Chris Riouse	2005-06	57-123	.463
	Kevin Obanor	2020-21	56-121	.463
6.	Aaron Young	2015-16	32-70	.457
7.	Tim Gill	1995-96	87-193	.451
8.	Ken Tutt	2003-04	101-225	.449
9.	Aaron Young	2014-15	29-65	.446
10.	Josh Atkinson	2002-03	68-153	.444

FREE THROWS MADE

RK	NAME	YEARS	FT
1.	Caleb Green	2006-07	278
2.	Greg Sutton*	1989-90	252
3.	Caleb Green	2005-06	235
4.	Greg Sutton*	1990-91	229
5.	Caleb Green	2004-05	213
6.	Obi Emegano	2014-15	205
7.	Obi Emegano	2015-16	198
8.	Dominique Morrison	2011-12	189
9.	Richard Fuqua	1971-72	160
10.	Damen Bell-Holter	2012-13	159

FREE THROWS ATTEMPTED

RK	NAME	YEARS	FTA
1.	Caleb Green	2006-07	366
2.	Greg Sutton*	1989-90	328
3.	Caleb Green	2005-06	308
4.	Caleb Green	2004-05	283
5.	Greg Sutton*	1990-91	280
6.	Obi Emegano	2014-15	260
7.	Obi Emegano	2015-16	232
8.	Dominique Morrison	2011-12	229
9.	Damen Bell-Holter	2012-13	211
10.	Richard Fuqua	1971-72	210

FREE THROW PERCENTAGE (MIN. 75 ATT.)

RK	NAME	YEARS	ATT.	PCT.
1.	Max Abmas	2022-23	119-130	.915
2.	Bobby Hodge**	1967-68	93-102	.912
3.	Steve Bontrager	1980-81	73-81	.901
4.	Max Abmas	2020-21	138-155	.890
5.	Kevin Obanor	2020-21	112-128	.875
6.	Sam Potter	1983-84	82-94	.872
7.	Ken Tutt	2004-05	87-100	.870
8.	Tim Gill	1996-97	85-99	.859
9.	Bill Hull**	1968-69	78-91	.857
10.	Tim Gill	1995-96	64-75	.853
	Obi Emegano	2015-16	198-232	.853

BLOCKED SHOTS

RK	NAME	YEARS	BLK
1.	Connor Vanover	2022-23	109
2.	Kendrick Moore	2001-02	103
3.	Kendrick Moore	2002-03	94
4.	Alvin Scott	1976-77	81
5.	Shawn King	2006-07	81
6.	Shawn King	2007-08	68
7.	Rocky Walls	1997-98	58
8.	Mark Acres	1982-83	54
	Marvin Washington	1987-88	54
10.	Shawn Glover	2013-14	53

STEALS

RK	NAME	YEARS	STL
1.	Haywoode Workman	1987-88	103
2.	Haywoode Workman	1988-89	93
3.	Greg Sutton*	1989-90	88
4.	Greg Sutton*	1990-91	81
5.	Earl McClellan	1996-97	77
6.	Akin Akin-Otiko	1986-87	72
7.	Sebastian Neal	1991-92	68
8.	Gary "Cat" Johnson	1981-82	63
9.	Earl McClellan	1995-96	62
10.	Larry Owens	2004-05	58

* Part of career spent at NAIA level

** Part of career prior to ORU's move to NCAA Major College Division



ORU CAREER TOP 10

POINTS

RK	NAME	YEARS	POINTS
1.	Greg Sutton	1988-91**	3,070
2.	Richard Fuqua	1969-73*	3,004
3.	Max Abmas	2019-23	2,550
4.	Caleb Green	2003-07	2,503
5.	Anthony Roberts	1973-77	2,341
6.	Dominique Morrison	2008-12	2,080
7.	Mark Acres	1981-85	2,038
8.	Ken Tutt	2003-07	2,019
9.	Warren Niles	2009-13	1,984
10.	Tim Gill	1994-98	1,959

REBOUNDS

RK	NAME	YEARS	REB.
1.	Eddie Woods**	1970-74	1,365
2.	Caleb Green	2003-07	1,189
3.	Mark Acres	1981-85	1,051
4.	Rocky Walls	1994-98	946
5.	Emmanuel Nzekwesi	2016-29	889
6.	Damen Bell-Holter	2009-13	878
7.	Antonio Martin	1977-80	857
8.	Anthony Roberts	1973-77	800
9.	Jeff Acres	1980-85	797
10.	Carl Hardaway**	1966-70	750

ASSISTS

RK	NAME	YEARS	ASST.
1.	Luke Spencer-Gardner	2000-05	534
2.	Jonathan Bluiitt	2002-06	509
3.	Arnold Dugger	1974-77	501
4.	Greg Sutton*	1988-91	490
5.	Gary Johnson	1978-82	481
6.	Earl McClellan	1993-97	413
7.	Willie Irons	1984-88	393
8.	Eric Perry	1996-00	383
9.	Tim Gill	1994-98	377
10.	Haywoode Workman	1986-89	376

FIELD GOALS MADE

RK	NAME	YEARS	FG
1.	Richard Fuqua**	1969-73	1,273
2.	Greg Sutton*	1988-91	1,024
3.	Anthony Roberts	1973-77	1,006
4.	Max Abmas	2019-23	837
5.	Caleb Green	2003-07	821
6.	Mark Acres	1981-85	799
7.	Dominique Morrison	2008-12	687
8.	Ken Tutt	2003-07	684
9.	Warren Niles	2009-13	674
10.	Tim Gill	1994-98	664

FIELD GOALS ATTEMPTED

RK	NAME	YEARS	FGA
1.	Richard Fuqua**	1969-73	2,838
2.	Greg Sutton*	1988-91	2,398
3.	Anthony Roberts	1973-77	2,007
4.	Max Abmas	2019-23	1,909
5.	Ken Tutt	2003-07	1,619
6.	Warren Niles	2009-13	1,594
7.	Caleb Green	2003-07	1,524
8.	Dominique Morrison	2008-12	1,475
9.	Mark Acres	1981-85	1,416
10.	Tim Gill	1994-98	1,391

FIELD GOAL PERCENTAGE (MIN. 2 SEASONS & 200 FGM)

RK	NAME	YEARS	FGM-FGA	PCT.
1.	Shawn King	2006-08	232-389	.596
2.	Brandon Conley	2012-16	249-432	.576
3.	Brian Miles	1983-87	274-480	.571
4.	Marcus Lewis	2007-09	277-489	.566
5.	Mark Acres	1981-85	799-1416	.564
6.	Steven Roundtree	2010-13	370-684	.541
7.	Caleb Green	2003-07	821-1524	.539
8.	Michael Craion	2009-12	311-577	.539
9.	Reggie Clement	1980-83	265-495	.535
10.	David Vaughn	1972-73	232-438	.530
	Kevin Ford	2008-10	233-440	.530

3-PT FIELD GOALS MADE

RK	NAME	YEARS	3PTM
1.	Greg Sutton*	1988-91	438
2.	Max Abmas	2019-23	418
3.	Tim Gill	1994-98	333
4.	Ken Tutt	2003-07	319
5.	Warren Niles	2009-13	292
6.	Eric Perry	1996-00	214
7.	Clarence Thompson*	1988-90	205
8.	Josh Atkinson	1999-04	203
9.	Moses Ehambe	2004-08	183
10.	Luke Spencer-Gardner	2000-05	171

3-PT FIELD GOALS ATTEMPTED

RK	NAME	YEARS	3PTA
1.	Greg Sutton*	1988-91	1,157
2.	Max Abmas	2019-23	1,074
3.	Warren Niles	2009-13	780
4.	Ken Tutt	2003-07	775
5.	Tim Gill	1994-98	757
6.	Eric Perry	1996-00	565
7.	Clarence Thompson*	1988-90	553
8.	Josh Atkinson	1999-04	539
9.	Sam Kearns	2017-20	460
10.	Robert Jarvis	2007-09	459

3-PT FIELD GOAL PERCENTAGE (MIN. 100 ATT.)

RK	NAME	YEAR	3M-ATT.	PCT.
1.	Chris Riouse	2004-06	76-161	.472
2.	Tim Gill	1994-98	333-757	.440
3.	Kevin Obonor	2018-21	122-287	.425
4.	Aaron Young	2014-17	90-217	.415
5.	Luke Spencer-Gardner	2001-05	171-412	.415
6.	Ken Tutt	2003-07	319-775	.412
7.	Moses Ehambe	2004-08	183-447	.409
8.	Phillip Owens	1997-99	56-139	.403
9.	James Kruse	1994-97	49-122	.402
10.	Mikey Manghum	2009-13	44-111	.396
--	Max Abmas	2019-pres.	418-1074	.389

FREE THROWS MADE

RK	NAME	YEARS	FT
1.	Caleb Green	2003-07	852
2.	Greg Sutton*	1988-91	584
3.	Dominique Morrison	2008-12	543
4.	Richard Fuqua**	1969-73	458
5.	Max Abmas	2019-23	458
6.	Mark Acres	1981-85	440
7.	Obi Emegano	2013-16	433
8.	Damen Bell-Holter	2009-13	371
9.	Haywoode Workman	1986-89	339
10.	Ken Tutt	2003-07	332

FREE THROWS ATTEMPTED

RK	NAME	YEARS	FTA
1.	Caleb Green	2003-07	1134
2.	Greg Sutton*	1988-91	765
3.	Dominique Morrison	2008-12	668
4.	Richard Fuqua**	1969-73	658
5.	Mark Acres	1981-85	632
6.	Obi Emegano	2013-16	530
7.	Rocky Walls	1994-98	527
8.	Max Abmas	2019-23	520
9.	Damen Bell-Holter	2009-13	510
10.	Derrick Taylor	1996-00	489

FREE THROW PERCENTAGE (MIN. 75 ATT.)

RK	NAME	YEARS	ATT.	PCT.
1.	Max Abmas	2019-23	458-520	.881
1.	Steve Bontrager	1979-81	103-117	.880
2.	Bill Hull**	1967-69	104-121	.860
3.	Bobby Hodge**	1966-68	169-198	.854
4.	Sam Potter	1983-85	131-156	.840
5.	Kevin Obonor	2018-21	314-376	.835
6.	D.J. Jackson	2012-14	96-116	.828
7.	Tim Gill	1994-98	302-365	.827
8.	Jalen Bradley	2015-17	109-133	.820
9.	Kenny Bohanon	1992-94	116-142	.817
	Obi Emegano	2013-16	433-530	.817

BLOCKED SHOTS

RK	NAME	YEARS	BLK
1.	Kendrick Moore	2001-03	197
2.	Mark Acres	1981-85	164
3.	Albert Owens	2014-18	159
4.	Shawn King	2006-08	149
5.	Damen Bell-Holter	2009-13	139
6.	DeShang Weaver	2018-23	133
7.	Alvin Scott	1973-77	131
8.	Rocky Walls	1994-98	127
9.	Antonio Martin	1977-80	106
10.	Shawn Glover	2012-14	97

STEALS

RK	NAME	YEARS	STL
1.	Haywoode Workman	1986-89	250
2.	Earl McClellan	1993-97	215
3.	Greg Sutton*	1988-91	213
4.	Tim Gill	1994-98	172
5.	Rocky Walls	1994-98	166
6.	Caleb Green	2003-07	164
7.	Gary "Cat" Johnson	1978-82	163
8.	Willie Irons	1984-88	157
9.	Mark Acres	1981-85	150
	Akin Akin-Otiko	1983-87	150
10.	Eric Perry	1996-00	145

* Part of career spent at NAIA level

** Part of career prior to ORU's move to NCAA Major College Division




SEASON HIGHS

CAREER HIGHS

0	Points: Field Goals: 3-pt Made: FT Made: Rebounds: Assists: Steals:	Points: Field Goals: 3-pt Made: FT Made: Rebounds: Assists: Steals:
2	Points: 22, at Denver (12/31/23) Field Goals: 8, at Denver (12/31/23) 3-pt Made: 5, at Texas Tech (12/12/23) FT Made: 5, vs. Tulsa (12/2/23) Rebounds: 12, vs. South Dakota (1/11/24) Assists: 7, at Kansas State (11/28/23) Steals: 3 (4x), vs. South Dakota (1/11/24)	Points: 22, vs. South Dakota State (3/8/21) Field Goals: 8 (3x), at Denver (12/31/23) 3-pt Made: 5, at Texas Tech (12/12/23) FT Made: 7, at Denver (1/16/21) Rebounds: 12 (2x), vs. South Dakota (1/11/24) Assists: 8, at Denver (12/31/22) Steals: 6, vs. Central Arkansas (12/10/22)
4	Points: 2, vs. Ozark Christian (12/9/23) Field Goals: 1, vs. Ozark Christian (12/9/23) 3-pt Made: FT Made: Rebounds: 3, vs. Ozark Christian (12/9/23) Assists: 3, vs. Ozark Christian (12/9/23) Steals: 4, vs. Ozark Christian (12/9/23)	Points: 3 (2x), vs. Western Illinois (1/12/23) Field Goals: 1 (3x), 2, vs. Ozark Christian (12/9/23) 3-pt Made: 1 (2x), vs. Western Illinois (1/12/23) FT Made: 2, vs. Ozark Christian (11/29/22) Rebounds: 4, vs. Ozark Christian (11/29/22) Assists: 3, vs. Ozark Christian (12/9/23) Steals: 4, vs. Ozark Christian (12/9/23)
5	Points: 5, vs. Ozark Christian (12/9/23) Field Goals: 2 (2x), at Oklahoma State (12/17/23) 3-pt Made: FT Made: 1 (2x), vs. Ozark Christian (12/9/23) Rebounds: 2 (2x), vs. Ozark Christian (12/9/23) Assists: 6, vs. Ozark Christian (12/9/23) Steals: 1, vs. MACU (11/10/23)	Points: 8, vs. Ozark Christian (11/29/22) Field Goals: 3, vs. Ozark Christian (11/29/22) 3-pt Made: FT Made: 2 (3x), at Kansas City (2/4/23) Rebounds: 4, vs. Ozark Christian (11/29/22) Assists: 6, vs. Ozark Christian (12/9/23) Steals: 1 (3x), vs. MACU (11/10/23)
10	Points: 29, vs. Weber State (1/6/23) Field Goals: 11, vs. Weber State (1/6/23) 3-pt Made: 5, vs. Texas Southern (11/21/23) FT Made: 9, vs. John Brown (12/19/23) Rebounds: 6 (2x), at Denver (12/31/23) Assists: 7, at Texas A&M (11/17/23) Steals: 3 (2x), at Kansas State (11/28/23)	Points: 29, vs. Weber State (1/6/23) Field Goals: 11, vs. Weber State (1/6/23) 3-pt Made: 5 (3x), vs. Texas Southern (11/21/23) FT Made: 10, at Central Arkansas (11/20/21) Rebounds: 7, vs. Omaha (1/28/23) Assists: 7, at Texas A&M (11/17/23) Steals: 3 (2x), at Kansas State (11/28/23)
14	Points: 20, vs. Tulsa (12/2/23) Field Goals: 7 (2x), vs. MACU (11/10/23) 3-pt Made: 5, vs. Tulsa (12/2/23) FT Made: 4, vs. Texas Southern (11/21/23) Rebounds: 8, vs. Texas Southern (11/21/23) Assists: 2 (2x), vs. John Brown (12/19/23) Steals: 2 (2x), vs. Texas Southern (11/21/23)	Points: 24, vs. South Dakota (1/17/19) Field Goals: 8 (3x), vs. Oklahoma State (11/26/21) 3-pt Made: 7, at Omaha (12/30/18) FT Made: 7, vs. Ecclesia (11/19/18) Rebounds: 10, at Omaha (1/27/22) Assists: 3 (2x), at Denver (1/20/19) Steals: 3, vs. John Brown (11/11/22)
20	Points: 13, vs. Ozark Christian (12/9/23) Field Goals: 5, vs. Ozark Christian (12/9/23) 3-pt Made: 3 (2x), at Montana State (1/3/24) FT Made: 2 (2x), at Montana State (1/3/24) Rebounds: 8, at Missouri State (11/13/23) Assists: 3 (3x), at Denver (12/31/23) Steals: 2 (2x), at Montana State (1/3/24)	Points: 31, vs. Ozark Christian (11/29/22) Field Goals: 11, vs. Ozark Christian (11/29/22) 3-pt Made: 6, vs. Ozark Christian (11/29/22) FT Made: 4 (2x), at St. Thomas (1/6/22) Rebounds: 8, at Missouri State (11/13/23) Assists: 5, vs. UT Arlington (12/16/21) Steals: 3, vs. Ozark Christian (11/29/22)
23	Points: 13, vs. Weber State (1/6/23) Field Goals: 5, vs. Ozark Christian (12/9/23) 3-pt Made: 1 (2x), vs. John Brown (12/19/23) FT Made: 5, vs. Weber State (1/6/23) Rebounds: 7 (2x), vs. Weber State (1/6/23) Assists: 1 (5x), at Montana State (1/3/24) Steals: 1 (4x), vs. Weber State (1/6/23)	Points: 13 (2x), vs. Weber State (1/6/23) Field Goals: 5, vs. Ozark Christian (12/9/23) 3-pt Made: 3, vs. Southwestern Christian (11/12/21) FT Made: 5, vs. Weber State (1/6/23) Rebounds: 10, vs. Haskell (11/18/21) Assists: 1 (6x), at Montana State (1/3/24) Steals: 2 (2x), vs. Haskell (11/18/21)
25	Points: 13, vs. Ozark Christian (12/9/23) Field Goals: 5, vs. Ozark Christian (12/9/23) 3-pt Made: 3, vs. Ozark Christian (12/9/23) FT Made: Rebounds: 2, vs. Ozark Christian (12/9/23) Assists: 2, vs. Ozark Christian (12/9/23) Steals: 1, vs. Ozark Christian (12/9/23)	Points: 13, vs. Ozark Christian (12/9/23) Field Goals: 5, vs. Ozark Christian (12/9/23) 3-pt Made: 3, vs. Ozark Christian (12/9/23) FT Made: Rebounds: 2 (2x), vs. Ozark Christian (12/9/23) Assists: 2 (2x), vs. Ozark Christian (12/9/23) Steals: 2, vs. Haskell (11/18/21)
1	Points: 12, vs. Ozark Christian (12/9/23) Field Goals: 5, vs. Ozark Christian (12/9/23) 3-pt Made: FT Made: 2, vs. Ozark Christian (12/9/23) Rebounds: 3, vs. Ozark Christian (12/9/23) Assists: Steals: 1, at Kansas State (11/28/23)	Points: 9, at Denver (12/31/23) Field Goals: 4, at Denver (12/31/23) 3-pt Made: FT Made: 2 (2x), vs. John Brown (12/19/23) Rebounds: 6, at Denver (12/31/23) Assists: Steals: 1, at Oklahoma State (12/17/23)
11	Points: 7, vs. Ozark Christian (12/9/23) Field Goals: 3, vs. Ozark Christian (12/9/23) 3-pt Made: 1, vs. Ozark Christian (12/9/23) FT Made: 3, at Oklahoma State (12/17/23) Rebounds: 9, vs. Ozark Christian (12/9/23) Assists: 1, at Denver (12/31/23) Steals: 1, vs. Ozark Christian (12/9/23)	Points: 2, vs. Ozark Christian (12/9/23) Field Goals: 1, vs. Ozark Christian (12/9/23) 3-pt Made: FT Made: Rebounds: 1, vs. Ozark Christian (12/9/23) Assists: 1, vs. Ozark Christian (12/9/23) Steals:
12	Points: 10, at Missouri State (11/13/23) Field Goals: 4, at Missouri State (11/13/23) 3-pt Made: 2, at Missouri State (11/13/23) FT Made: 2 (5x), vs. MACU (11/10/23) Rebounds: 4, vs. Temple (11/18/22) Assists: 2 (6x), at Texas A&M (11/17/23) Steals: 2 (3x), vs. MACU (11/10/23)	Points: 26, at Texas Tech (12/12/23) Field Goals: 9 (2x), at Texas Tech (12/12/23) 3-pt Made: 6, at Texas Tech (12/12/23) FT Made: 10, at Montana State (1/3/24) Rebounds: 9 (2x), at Kansas State (11/28/23) Assists: 3, at Kansas City (12/29/23) Steals: 4, vs. South Dakota (1/11/24)
22	Points: 10, vs. South Dakota (1/11/24) Field Goals: 3, vs. Tulsa (12/2/23) 3-pt Made: FT Made: 2 (4x), vs. South Dakota (1/11/24) Rebounds: 6, vs. MACU (11/10/23) Assists: 2 (3x), at Texas Tech (12/12/23) Steals: 1 (3x), at Oklahoma State (12/17/23)	
32		Points: 9, at Denver (12/31/23) Field Goals: 4, at Denver (12/31/23) 3-pt Made: FT Made: 2 (2x), vs. John Brown (12/19/23) Rebounds: 6, at Denver (12/31/23) Assists: Steals: 1, at Oklahoma State (12/17/23)
33		Points: 2, vs. Ozark Christian (12/9/23) Field Goals: 1, vs. Ozark Christian (12/9/23) 3-pt Made: FT Made: Rebounds: 1, vs. Ozark Christian (12/9/23) Assists: 1, vs. Ozark Christian (12/9/23) Steals:
35		Points: 26, at Texas Tech (12/12/23) Field Goals: 9 (2x), at Texas Tech (12/12/23) 3-pt Made: 6, at Texas Tech (12/12/23) FT Made: 10, at Montana State (1/3/24) Rebounds: 9 (2x), at Kansas State (11/28/23) Assists: 3, at Kansas City (12/29/23) Steals: 4, vs. South Dakota (1/11/24)



DEMARI WILLIAMS
R-So. | G | 6-6
HOUSTON, TEXAS



BRAEDEN MOORE
R-Fr. | F | 6-8
NASHVILLE, TENN.



KAREEM THOMPSON
Gr. | G | 6-5
FLORENCE, ALA.



JAKE SHANNON
Jr. | G | 6-4
ADA, OKLAHOMA



CAM AMBOREE
So. | G | 6-2
PEARLAND, TEXAS



ISSAC MCBRIDE
Sr. | G | 6-1
LITTLE ROCK, ARK.



PABLO NAVARRO
Fr. | G | 6-6
VALENCIA, SPAIN



JALEN MILLER
Jr. | G | 6-2
FREDERICK, MD.



JONATHAN ALEXANDRE
Sr. | G | 6-6
PETION-VAILLE, HAITI



DESHANG WEAVER
Gr. | F | 6-7
HOUSTON, TEXAS



TREY PHIPPS
Sr. | G | 6-2
TULSA, OKLA.



JOSH JONES
Fr. | C | 6-10
AUSTIN, TEXAS



SIR ISSAC HERRON
R-So. | F | 6-9
HOUSTON, TEXAS



ELIJAH LAWRENCE
R-So. | G | 5-11
BELLAIRE, TEXAS



ASHTON SMITH
So. | F | 6-9
SPRING, TEXAS



SETH KRUSE
Fr. | G | 6-3
TULSA, OKLA.



JAILEN BEDFORD
Jr. | G/F | 6-4
AUSTIN, TEXAS



RUSSELL SPRINGMANN
HEAD COACH
1ST SEASON

