

# 2023 #ORUBASE GAME NOTES

CONFERENCE CHAMPIONSHIPS

27

NCAA REGIONAL APPEARANCES

30

30+ WIN SEASONS

44

40+ WIN SEASONS

22



## 2023 BASEBALL SCHEDULE/RESULTS

Overall Record: 52-12

The Summit League: 23-1

Non-Conference: 29-11

Home: 23-4

Neutral: 7-1

Away: 19-6

| Date | Opponent               | Time    | Location/Result |
|------|------------------------|---------|-----------------|
| 2/17 | Northern Illinois      | 3 PM    | W, 16-2         |
| 2/18 | Northern Illinois (DH) | 2 PM    | W, 8-2          |
| 2/18 | Northern Illinois (DH) | 5 PM    | W, 3-2 (10)     |
| 2/18 | Northern Illinois      | 12 PM   | W, 6-1          |
| 2/22 | Missouri State         | 3 PM    | L, 8-5          |
| 2/24 | Texas State            | 6 PM    | L, 3-2          |
| 2/25 | Texas State            | 2:30 PM | W, 6-3          |
| 2/26 | Texas State            | 1 PM    | W, 8-4          |
| 3/1  | Tarleton State         | 3 PM    | W, 6-5          |
| 3/3  | SFA                    | 3 PM    | L, 16-9         |
| 3/4  | SFA                    | 2 PM    | L, 4-2 (12)     |
| 3/5  | SFA                    | 1 PM    | W, 9-1          |
| 3/7  | Wichita State          | 3 PM    | W, 6-5          |
| 3/10 | Dallas Baptist         | 6:30 PM | L, 2-1          |
| 3/11 | Dallas Baptist         | 2 PM    | L, 15-5         |
| 3/12 | Dallas Baptist         | 1 PM    | L, 3-0          |
| 3/14 | Tarleton State         | 3 PM    | W, 9-6          |
| 3/15 | Abilene Christian      | 12 PM   | L, 10-8         |
| 3/17 | St. Thomas*            | 3 PM    | W, 10-2         |
| 3/18 | St. Thomas*            | 2 PM    | W, 21-2 (7)     |
| 3/19 | St. Thomas*            | 1 PM    | W, 8-2          |
| 3/21 | Wichita State          | 6 PM    | W, 5-2          |
| 3/24 | Memphis                | 2 PM    | W, 11-1         |
| 3/25 | Memphis                | 4 PM    | L, 7-5          |
| 3/26 | Memphis                | 1 PM    | W, 10-3         |
| 3/28 | Missouri State         | 6:30 PM | W, 4-0          |
| 3/31 | Western Illinois*      | 6 PM    | W, 16-5 (7)     |
| 4/1  | Western Illinois*      | 2 PM    | W, 7-2          |
| 4/2  | Western Illinois*      | 1 PM    | W, 13-3 (8)     |
| 4/4  | Oklahoma               | 6 PM    | L, 12-2         |
| 4/6  | Omaha*                 | 6 PM    | W, 5-4          |
| 4/7  | Omaha*                 | 2 PM    | W, 16-9         |
| 4/8  | Omaha*                 | 1 PM    | W, 8-5          |
| 4/11 | No. 14 Oklahoma State  | 6 PM    | W, 8-5          |
| 4/14 | Northern Colorado*     | 6 PM    | W, 10-0 (8)     |
| 4/15 | Northern Colorado*     | 2 PM    | W, 12-6         |
| 4/16 | Northern Colorado*     | 1 PM    | W, 13-3 (8)     |
| 4/21 | North Dakota State*    | 6:30 PM | W, 10-0 (7)     |
| 4/22 | North Dakota State*    | 2 PM    | L, 4-2          |
| 4/23 | North Dakota State*    | 1 PM    | W, 8-4 (13)     |
| 4/25 | Oklahoma               | 6:30 PM | Canceled        |
| 4/28 | South Dakota State*    | 6 PM    | W, 5-3          |
| 4/29 | South Dakota State*    | 2 PM    | W, 10-3         |
| 4/30 | South Dakota State*    | 1 PM    | W, 18-7 (7)     |
| 5/2  | No. 16 Oklahoma State  | 6 PM    | W, 9-7          |
| 5/5  | St. Thomas*            | 3 PM    | W, 8-3          |
| 5/6  | St. Thomas*            | 1 PM    | W, 11-2         |
| 5/7  | St. Thomas*            | 1 PM    | W, 8-1          |
| 5/9  | Wichita State          | 6 PM    | W, 4-1          |
| 5/12 | Southern Indiana       | 6 PM    | W, 12-4         |
| 5/13 | Southern Indiana       | 2 PM    | W, 9-2          |
| 5/14 | Southern Indiana       | 1 PM    | W, 5-0          |
| 5/18 | Western Illinois*      | 3 PM    | W, 7-4          |
| 5/19 | Western Illinois*      | 2 PM    | W, 12-2         |
| 5/20 | Western Illinois*      | 1 PM    | W, 12-0 (8)     |
| 5/24 | Omaha^                 | 12 PM   | W, 9-2          |
| 5/25 | South Dakota State^    | 6 PM    | W, 15-2         |
| 5/27 | South Dakota State^    | 1 PM    | W, 12-4         |
| 6/2  | No. 11 Oklahoma State# | 6 PM    | W, 6-4          |
| 6/3  | Washington#            | 8 PM    | W, 15-12        |
| 6/4  | DBU#                   | 8 PM    | W, 6-5          |
| 6/9  | Oregon##               | 7 PM    | L, 9-8          |
| 6/10 | Oregon##               | 8 PM    | W, 8-7          |
| 6/11 | Oregon##               | 5 PM    | W, 11-6         |
| 6/16 | TCU###                 | 1 PM    | W, 6-5          |
| 6/18 | No. 2 Florida###       | 6 PM    | Omaha, Neb.     |

Home Game in Bold

\* Denotes Summit League Game | ^ Denotes Summit League Championship | # Denotes NCAA Regional

## Denotes NCAA Super Regional | ### Denotes College World Series

**Kyle Stafford | Director of Athletic Communications | Email: kstafford@oru.edu**  
**Office: 918.495.6646 | Cell: 936.727.0409 | 7777 S. Lewis Ave. Tulsa, OK 74171**  
**GAME 65 | JUNE 18 | CHARLES SCHWAB FIELD | OMAHA, NEB.**

65S: ORU vs No. 2 Florida | Time: 6:00 PM | Watch: ESPN2 | Listen: DRUSN | Talent: Adam Hildebrandt | Live Stats: StatBroadcast



RANKINGS

D1: NR  
BA: NR  
NCBWA: 14  
CB: 6  
Coaches: RV  
PG: NR  
RPI: 62

### ORAL ROBERTS

|                                     |                  |
|-------------------------------------|------------------|
| 2023 Record.....                    | 52-12            |
| Summit Record.....                  | 23-1             |
| Home.....                           | 23-4             |
| Away.....                           | 21-7             |
| Neutral.....                        | 8-1              |
| Streak.....                         | W3               |
| Head Coach.....                     | Ryan Folmar      |
| Season.....                         | 11 <sup>th</sup> |
| Record at ORU.....                  | 371-222 (.626)   |
| Home.....                           | 201-92           |
| Road.....                           | 151-112          |
| Neutral.....                        | 19-17            |
| vs. Florida.....                    | 0-0              |
| 2022 Record.....                    | 38-20            |
| Conf. Tournament Championships..... | 6                |
| Postseason App.....                 | 6                |

**THE STORYLINE:** The Golden Eagles rallied from a three-run deficit to defeat TCU, 6-5, in the opening game of the 2023 NCAA College World Series Friday afternoon.

Blaze Brothers played the hero for ORU as the senior belted a three-run go-ahead homer in the ninth over the left-field bullpen. The long ball marked the 12th of the season for the Lowell, Ark., native..

The Golden Eagles have won seven straight games when trailing by 3-plus runs, which is the longest streak in a single season in D-I in the last five years. Three of those victories have come this postseason.

The victory marked ORU's second all-time in the College World Series as the 1978 squad also won its opening game. The Golden Eagles, who are the third No. 4 seed to advance to the College World Series in NCAA history, have now won 24 of their last 25 contests and are 42-4 in the last 46 games.

Friday's victory marked No. 52 on the year for ORU, which set a new program record (D-1 era).

After dropping game one of the Eugene Super Regional on a walk-off, ORU returned the favor on Saturday with a walk-off victory of its own. On Sunday, the Golden Eagles overcame a 3-1 deficit to clinch their first super regional in program history.

Dating back to the regular season, ORU has won 11 consecutive



RANKINGS

D1: 2  
BA: 2  
NCBWA: 2  
CB: 2  
Coaches: 2  
PG: 2  
RPI: 3

### FLORIDA

|                                     |                  |
|-------------------------------------|------------------|
| 2023 Record.....                    | 51-15            |
| SEC Record.....                     | 20-10            |
| Home.....                           | 34-6             |
| Away.....                           | 13-8             |
| Neutral.....                        | 4-1              |
| Streak.....                         | W6               |
| Head Coach.....                     | Kevin O'Sullivan |
| Season.....                         | 16 <sup>th</sup> |
| Record at Florida.....              | 678-317 (.681)   |
| vs. ORU.....                        | 0-0              |
| 2022 Record.....                    | 42-24            |
| Conf. Tournament Championships..... | 5                |
| Postseason App.....                 | 15               |

series.

The Golden Eagles advanced to their first super regional since 2006 after sweeping through the Stillwater Regional. The undefeated performance marked the third time in program history ORU has accomplished that feat in a regional (1978 & 2006).

Closer Cade Denton, the Stillwater Regional Most Outstanding Player, registered three saves in three days and tied the single-season program record with his 15th in the title game.

Jacob Godman, Jake McMurray, Mac McCroskey, Jonah Cox and Dalton Patten were named to the Stillwater Regional All-Tournament team.

Head coach Ryan Folmar, the NCBWA National Coach of the Year, currently ranks second all-time in program history in wins (371) after passing Rob Walton, the Oklahoma State pitching coach, in the Stillwater Regional.

The Golden Eagles secured their 30th NCAA Regional appearance and second straight after capturing their 21st Summit League Championship title with a 12-4 victory over South Dakota State.

The win improved ORU to 72-7 all-time in the Summit League Championship and marked the 19th time in program history it has claimed both the regular season and tournament titles in the same season.

### PROJECTED STARTING LINEUP

| Pos. | #  | Name           | B/T | Cl.  | 2023 Stats  |
|------|----|----------------|-----|------|---|
| C    | 23 | Jacob Godman   | R/R | Sr.  | .291, 40 R, 5 HR, 12 2B, 2 3B, 29 RBI, 28 BB      |
| 1B   | 4  | Jake McMurray  | R/R | Sr.  | .321 AVG, 59 R, 6 HR, 14 2B, 1 3B, 47 RBI, 40 BB  |
| 2B   | 8  | Blaze Brothers | R/R | Sr.  | .301 AVG, 64 R, 12 HR, 18 2B, 2 3B, 41 RBI, 21 BB |
| SS   | 12 | Mac McCroskey  | R/R | RSr. | .313 AVG, 67 R, 14 HR, 10 2B, 2 3B, 64 RBI, 34 BB |
| 3B   | 5  | Holden Breeze  | R/R | RJr. | .324 AVG, 49 R, 6 HR, 13 2B, 0 3B, 42 RBI, 33 BB  |
| LF   | 13 | Justin Quinn   | L/R | Sr.  | .363 AVG, 55 R, 7 HR, 11 2B, 0 3B, 39 RBI, 15 BB  |
| CF   | 7  | Jonah Cox      | R/R | Jr.  | .412 AVG, 69 R, 11 HR, 16 2B, 8 3B, 67 RBI, 30 BB |
| RF   | 10 | Matt Hogan     | L/R | Sr.  | .325 AVG, 59 R, 18 HR, 12 2B, 3 3B, 70 RBI, 51 BB |
| DH   | 28 | Drew Stahl     | R/R | Jr.  | .281 AVG, 42 R, 11 HR, 15 2B, 0 3B, 55 RBI, 37 BB |

### PROJECTED STARTERS

| Opponent | Starter            | 2023 Stats  |
|----------|--------------------|---|
| Florida  | LHP Harley Gollert | 10-1, 4.30 ERA, 88.0 IP, 83 H, 43 R, 42 ER, 88 SO |

### WEATHER OUTLOOK

SUNDAY | JUNE 18

6:00 P.M.

H: 85

L: 62





## BY THE NUMBERS

## QUICK FACTS



## HITTING



|             |                 |                 |
|-------------|-----------------|-----------------|
| .322        | Avg.            | .293            |
| .412 (Cox)  | Top Hitter      | .370 (Langford) |
| 539         | Runs            | 527             |
| 69 (Cox)    | Runs Leader     | 77 (Langford)   |
| 732         | Hits            | 637             |
| 110 (Cox)   | Hits Leader     | 87 (Caglianone) |
| 97          | Home Runs       | 132             |
| 18 (Hogan)  | Home Run Leader | 31 (Caglianone) |
| 70 (Hogan)  | RBI Leader      | 84 (Caglianone) |
| 318         | Walks           | 303             |
| 51 (Hogan)  | Walks Leader    | 52 (Langford)   |
| 98/113      | SB/Att.         | 69/85           |
| 28/31 (Cox) | SB Leader       | 16/20 (Rivera)  |



## PITCHING



|               |                   |                   |
|---------------|-------------------|-------------------|
| 3.99          | ERA               | 4.15              |
| 3.27 (Fowler) | Top Starter       | 3.78 (Caglianone) |
| 564.1         | Innings Pitched   | 566.0             |
| 88.0 (Hall)   | IP Leader         | 102.1 (Sproat)    |
| 250           | Earned Runs       | 285               |
| 590           | Strikeouts        | 676               |
| 94 (Hall)     | Strikeout Leader  | 142 (Waldrep)     |
| 220           | Walks             | 271               |
| 31 (Gollert)  | Most Walks        | 49 (Caglianone)   |
| 495           | Hits              | 503               |
| 93 (Hall)     | Most Hits Allowed | 81 (Sproat)       |

## University Information

|                   |                     |
|-------------------|---------------------|
| Founded           | 1963                |
| Enrollment        | 5,051 (Fall 2022)   |
| Nickname          | Golden Eagles       |
| Colors            | Vegas Gold and Navy |
| Affiliation       | NCAA Div. I         |
| Conference        | Summit League       |
| President         | Dr. William Wilson  |
| Athletic Director | Tim Johnson         |

## Team Information

|                                  |                              |
|----------------------------------|------------------------------|
| 2022 Record                      | 38-20                        |
| Conference Record/Finish         | 17-7/2nd                     |
| Postseason                       | 0-2/College Station Regional |
| Letterwinners Returning/Lost     | 14/22                        |
| Position Starters Returning/Lost | 4/5                          |
| Pitchers Returning/Lost          | 7/12                         |
| Newcomers/Freshmen               | 17/1                         |

## Coaches and Staff

|                            |                       |
|----------------------------|-----------------------|
| Head Coach                 | Ryan Folmar           |
| Alma Mater                 | Oklahoma State '97    |
| Record                     | 371-222 (11th Season) |
| at ORU                     | Same                  |
| Assistant Coach            | Ryan Neill            |
| Assistant Coach            | Wes Davis             |
| Volunteer Assistant        | Jimmy Turk            |
| Director of Operations     | Nolan Fanning         |
| Athletic Trainer           | Evan Rochat           |
| Dir. of Sports Performance | Andrew Nilo           |

## J.L. Johnson Stadium Information

|                                 |                        |
|---------------------------------|------------------------|
| First Game                      | March 6, 1978          |
| vs. Southeastern Oklahoma State |                        |
| Capacity                        | 2,418                  |
| Surface                         | AstroTurf infield      |
|                                 | Natural grass outfield |
| Dimensions                      | L-330, LC-375, C-400   |
|                                 | RC-375, R-330          |
| Press Box Phone                 | 918.495.7165           |

## Team History

|  |                      |
|--|----------------------|
| All-Time Record                              | 2,062-1,082-4 (.656) |
| All-Time Conference Record                   | 547-142              |
| Home Record                                  | 1,230-383-3          |
| Road Record                                  | 587-498-1            |
| Neutral Record                               | 155-120              |
| NCAA Tournament Appearances                  | 30                   |
| College World Series Appearances             | 2                    |
| Summit League Conference Titles              | 20                   |
| Summit League Tournament Titles              | 21                   |
| Midwestern City Conference Titles            | 6                    |
| Midwestern City Conference Tournament Titles | 6                    |
| Winning Seasons                              | 50                   |
| 30-Plus Win Seasons                          | 44                   |
| 40-Plus Win Seasons                          | 22                   |
| 50-Plus Win Seasons                          | 5                    |
| 60-Plus Win Seasons                          | 1                    |



In the latest Collegiate Baseball poll, the Golden Eagles moved up to No. 6 and have been ranked in the poll for nine straight weeks. The No. 6 ranking is the Golden Eagles' highest since 1983.

In the latest National Collegiate Baseball Writers Association poll, ORU jumped to No. 14.

**ALL-AMERICAN TRIO:** Closer Cade Denton (first team), center fielder Jonah Cox (second team) and right-fielder Matt Hogan (third team) were named NCBWA All-Americans on Wednesday. This marks the first time since 1999 that a trio of Golden Eagles have earned All-America honors in a single season.

Cox and Denton were also named First Team All-Americans by Perfect Game and the ABCA/Rawlings. The duo also received *Collegiate Baseball* All-America honors.

The duo is the first group of ORU players to earn multiple All-America honors in the same season since Mark Serrano in 2009.

Cox's and Denton's first team selections were the first by a Golden Eagle since Brian Van Kirk in 2008.

Denton is the third player in program history to earn an All-America selection in back-to-back seasons. (David Castillo - 2003-04/ Dennis Bigley - 2004-05)

**SUPERSTAR IN THE MAKING:** Jonah Cox continues to be one of the nation's premier hitters as the junior leads the country in hits (110), ranks third in triples (8), fifth in hits per game (1.7), 10th in batting average (.412), 14th in total bases (175) and 35th in stolen bases (28).

The junior, who was named the Summit League Player and Newcomer of the Year, has hit safely in 62 of the 64 contests and is the program's all-time record holder for hits in a single season.

On Friday, the Thornton, Colo., native saw his program-best 47-game hit streak come to an end. The streak is the third-longest in NCAA history.

Cox was also named a semifinalist for the Dick Howser Trophy and a midseason addition to the Bobby Bragan National Collegiate Slugger Award Watch List.

**ALL-AMERICAN ARM:** Through 34 appearances this season, NCBWA Stopper of the Year Cade Denton has recorded a 1.95 ERA and 15 saves, which is tied for the most in the country. The junior's 34 appearances are tied for a program record in a single season.

Among active players, Denton ranks third in career ERA (1.92).

Denton is only the fourth player in program history with 20-plus career saves (22).

The junior is coming off a stellar 2022 campaign that saw him register an 0.41 ERA, an 0.78 WHIP and a team-best six saves.

The Rowlett, Texas, native was named a Preseason First Team All-American by the National Collegiate Baseball Writer's Association. With the selection, Denton became the first Golden Eagle to earn Preseason First Team All-America honors since Dennis Bigley in 2004.

**BEST-OF-THE-BEST:** Entering the 2023 season, ORU ranks sixth all-time in NCAA history with a .652 winning percentage.

**SETTING THE STANDARD IN OKLAHOMA:** Since 2001, ORU has made 18 NCAA Regional appearances, which rank as the most among Oklahoma schools.

**SATURDAY STARTER:** The Golden Eagles will turn to senior left-hander Harley Gollert on the mound Saturday.

Gollert holds a 10-1 record to go along with a 4.30 ERA and 88 strikeouts. The senior's 10 wins are the most by a Golden Eagle since 2017.

**ALL-LEAGUE AWARDS:** The Golden Eagles swept all five individual awards and garnered a conference-best 13 All-Summit League honors.

In addition to being named Player of the Year, Jonah Cox was also tabbed the Newcomer of the Year. Closer Cade Denton was tabbed as the Pitcher of the Year, while shortstop Mac McCroskey was selected as the Defensive Player of the Year.

For the sixth time in his career, Ryan Folmar earned Summit League Coach of the Year honors.

Jake McMurray, Jonah Cox, Matt Hogan, Drew Stahl, Jakob Hall and Cade Denton represented the Golden Eagles on the first team, while Jacob Godman, Holden Breeze, Mac McCroskey, Justin Quinn, Brooks Fowler and Harley Gollert landed on the second team.

Blaze Brothers received honorable mention honors.

**FACING THE GATORS:** Sunday's contest marks the first meeting all-time between the two clubs.

Against first-time opponents, the Golden Eagles are 11-1 this season.

**SCOUTING THE GATORS:** The Gators enter Sunday's contest riding a six-game win streak after rallying for three runs in the bottom of the ninth to defeat Virginia, 6-5, Friday night.

Two-way standout Jac Caglianone leads the charge for Florida as the sophomore has belted a nation's best 31 homers to go along with 84 RBI. On the mound, Caglianone holds a 7-3 record to go along with a 3.78 ERA.

The Gators will throw RHP Hurston Waldrep on Saturday.

**PRESEASON ACCOLADES:** Denton was named to the NCBWA Stopper of the Year Preseason Watch List and was tabbed as the Preseason Summit League Pitcher of the Year by D1 Baseball and Perfect Game USA.

The junior was also named one of the top 50 relief pitchers in the country by D1 Baseball, checking in at No. 22.

In the Perfect Game USA Preseason All-Summit League team, the Golden Eagles were represented by Jake McMurray and Denton.

In the Summit League, Mac McCroskey and Denton were named Players to Watch, as voted on by the league's head coaches.

**200 CLUB:** Senior Jake McMurray became the seventh player in program history since 1999 to record 200 career hits back on March 17.

On April 22, the senior became the fourth player in program history since 1999 to appear in 200 games.

McMurray has started in 146 consecutive contests and holds the program record for career at-bats (878). The senior also ranks inside the top 10 in program history in games played (225), hits (270), walks (138) and runs (177).

**BY THE NUMBERS:** The Golden Eagle offense led the Summit League in batting average, runs, hits, RBI, on-base percentage, stolen bases, slugging percentage, triples, total bases and walks.

On the mound, ORU topped the conference in ERA, batting average against, WHIP, saves, innings pitched, hits allowed per nine innings, strikeouts-to-walk ratio, walks allowed per nine innings and strikeouts.

Defensively, the Golden Eagles led the League in putouts, assists, double plays and fielding percentage.

Nationally, ORU ranks first in fielding percentage (.984), second in win/loss percentage (.812), second in hits (732), fifth in batting average (.322), sixth in WHIP (1.28), seventh in ERA (3.99), ninth in runs (539), 13th in hits allowed per nine innings (8.02), 17th in on-base percentage (.415), 18th in scoring (8.4), 19th in strikeout-to-walk ratio (2.68), 19th in shutouts (5), 20th in triples (19), 22nd in walks allowed per nine innings (3.51), 23rd in sac flies (34), 27th in doubles (130) and 28th in walks (318).

On the mound, Harley Gollert ranks 11th nationally in wins with 10. The 10 wins are the most by a Golden Eagle since 2017.

**SUMMIT LEAGUE DOMINANCE:** For the 19th time in program history, the Golden Eagles captured both the Summit League regular season and tournament titles.

Since ORU joined the Summit League in 1998, the Golden Eagles have won 21 of the 23 tournament championships and 20 of the 23 regular season titles.

\*ORU was a member of the Southland Conference in 2013 and 2014.

**STARTING A NEW STREAK:** The Golden Eagles are back in the NCAA Tournament for the second straight season and 30th time in program history.

The back-to-back appearances mark the first for ORU since making four straight from 2015-2018.

**POSITION GROUP DEPTH:** The Golden Eagles have a plethora of weapons offensively this season led by returners, Mac McCroskey, Holden Breeze and Jake McMurray.

Two key pieces ORU will have to replace at the plate are Jackson Loffin and Joshua Cox. Loffin started all 58 games for the Golden Eagles a season ago and registered a .349/.447/.572 slash line along with 10 home runs, 54 RBIs and 25 stolen bases. Cox logged a .332/.393/.481 slash line, launched five homers and drove in 35 runs in 2022.

**1-2 PUNCH:** The Golden Eagles will have to replace their 1-2 punch in the weekend rotation after losing Isaac Coffey to the MLB Draft and Legend Smith to graduation.

The two weekend aces combined for 14 wins, 171 innings and 176 strikeouts in 2022. Coffey also logged three complete games last season.

**WAVE OF NEWCOMERS:** In the offseason, coach Folmar and the staff welcomed 17 talented newcomers to the roster, including two Power 5 transfers in Sam Thompson and Matt Hogan.

JUCO transfers Jonah Cox and Conner Floyd are expected to make key impacts for ORU this season.

Cox, the brother of former Golden Eagle Joshua Cox, comes to ORU after recording a .431/.502/.631 slash line, 71 RBIs and 43 stolen bases at Eastern Oklahoma State.

Floyd posted an incredible 16.8 strikeouts per nine innings mark a season ago for Crowder College and is expected to play a key role in the backend of the bullpen for ORU.

**CHALLENGES AT EVERY TURN:** The 2023 schedule provides plenty of opportunities for the Golden Eagles to pick up resume building wins. ORU will face four teams that advanced to an NCAA Regional last season, including College World Series finalist Oklahoma.

Eight of the 10 contests against the four NCAA Regional teams from a year ago will come on the road for the Golden Eagles.

**POWER FIVE TILTS:** Coach Folmar and the Golden Eagles have always taken on the NCAA's top conferences and are scheduled to battle two in 2022. Against Power 5 foes, ORU is 50-45 under Folmar. At home, the Golden Eagles own an impressive 21-8 record against Power 5 opponents. Since 2015, ORU has posted a 46-38 mark against Power 5 foes, going 25-14 when facing a team from the Big 12.

**SUCCESS AT HOME:** With Coach Folmar at the helm, ORU has tallied a 201-92 (.686) record in home games and won 20 or more contests in seven of his 11 seasons. The Golden Eagles have tallied a mark of 91-20 (.820) at home against teams from the Summit League in that time.

**DESTINATION OMAHA:** The Golden Eagles are making their second appearance in the NCAA College World Series.

In 1978, ORU's previous appearance, the Golden Eagles went 1-2.

The trip to Omaha marks the third of the season for ORU, where they hold a 5-1 record.

**ORU IN THE PROS:** The Golden Eagles have a rich history in producing MLB talent as 140 players have heard their name called in the first year player draft, including seven in the first round.

A season ago, former ORU standouts Jose Trevino (New York Yankees) and Jordan Romano (Toronto Blue Jays) became the second and third Golden Eagles to earn an MLB All-Star selection.

**STAYING CONNECTED:** Follow the Golden Eagles all season long across social media platforms. Use the hashtag #ORUBase and #GoldenStandard to stay connected with fans across the nation on Twitter, Instagram and Facebook.

**WHERE TO CATCH US:** Listen live to every ORU baseball game in 2023 on the ORU Sports Network. All 27 home games also will have free video on the improved ORU Sports Network featuring an upgraded, four-camera broadcast. Links to video and live stats can be found at [www.ORUAthletics.com](http://www.ORUAthletics.com).





## ROSTER BREAKDOWN

## SENIORS (9)

| No. | Name           | Pos. | B/T | Cl.  | Ht.  | Wt. | Hometown / Previous School              |
|-----|----------------|------|-----|------|------|-----|---|
| 4   | Jake McMurray  | INF  | R/R | Sr.  | 6-1  | 200 | Tulsa, Okla. / Bishop Kelley HS         |
| 8   | Blaze Brothers | INF  | R/R | Sr.  | 5-10 | 185 | Lowell, Ark. / Northeastern State       |
| 10  | Matt Hogan     | OF   | L/R | RSr. | 6-0  | 200 | Melville, N.Y. / South Carolina         |
| 11  | Harley Gollert | LHP  | R/L | RSr. | 6-0  | 195 | Toronto, Ontario / Austin Peay          |
| 12  | Mac McCroskey  | INF  | R/R | RSr. | 6-1  | 180 | Springdale, Ark. / Eastern Oklahoma St. |
| 13  | Justin Quinn   | OF   | L/R | Sr.  | 6-1  | 185 | Chandler, Ariz. / South Mountain CC     |
| 23  | Jacob Godman   | C    | R/R | Sr.  | 6-2  | 200 | Las Vegas, Nev. / NC State              |
| 31  | Evan Kowalski  | RHP  | R/R | Sr.  | 6-2  | 200 | Guthrie, Okla. / NOC Enid               |
| 37  | Andrew Roach   | RHP  | R/R | RSr. | 6-2  | 200 | Springdale, Ark. / UNC-Charlotte        |

## JUNIORS (13)

| No. | Name                | Pos.   | B/T | Cl.  | Ht.  | Wt. | Hometown / Previous School              |
|-----|---------------------|--------|-----|------|------|-----|---|
| 5   | Holden Breeze       | INF    | R/R | RJr. | 5-9  | 175 | Gilbert, Ariz. / South Mountain CC      |
| 7   | Jonah Cox           | INF/OF | R/R | Jr.  | 6-3  | 190 | Thornton, Colo. / Eastern Oklahoma St.  |
| 16  | Ryan Blackwell      | C      | R/R | Jr.  | 6-0  | 205 | Amarillo, Texas / Midland College       |
| 20  | Sam Thompson        | OF     | L/R | RJr. | 6-0  | 190 | Owasso, Okla. / TCU                     |
| 21  | Caleb Isaacs        | LHP    | R/L | Jr.  | 6-2  | 170 | Edmond, Okla. / Western Oklahoma St.    |
| 24  | Garrett Casey       | C      | R/R | Jr.  | 5-10 | 190 | Owasso, Okla. / Seminole State College  |
| 25  | Conner Floyd        | RHP    | L/R | Jr.  | 6-2  | 225 | Bentonville, Ark. / Crowder College     |
| 26  | Max Lucas           | INF    | L/R | Jr.  | 5-10 | 178 | Aledo, Texas / Panola JC                |
| 28  | Drew Stahl          | INF    | R/R | Jr.  | 6-0  | 185 | Phoenix, Ariz.                          |
| 32  | Ryan Tressler       | RHP    | R/R | Jr.  | 6-3  | 205 | Gallatin, Tenn. / John A. Logan College |
| 35  | Reed Ronan          | LHP    | R/L | Jr.  | 5-11 | 150 | Bentonville, Ark. / Bentonville HS      |
| 36  | Cade Denton         | RHP    | R/R | Jr.  | 6-3  | 180 | Rowlett, Texas / Rowlett HS             |
| 40  | Preston Baumgartner | OF     | R/R | RJr. | 6-3  | 210 | Rowlett, Texas / UTSA                   |

## SOPHOMORES (8)

| No. | Name            | Pos.     | B/T | Cl.  | Ht.  | Wt. | Hometown / Previous School             |
|-----|-----------------|----------|-----|------|------|-----|--|
| 2   | Dylan Wipperman | INF      | R/R | RSo. | 6-0  | 185 | Leawood, Kan. / Blue Valley HS         |
| 14  | Price Allman    | UTIL     | R/R | RSo. | 6-3  | 190 | Tulsa, Okla. / Metro Christian Academy |
| 30  | Jacob Widener   | LHP      | R/L | RSo. | 6-7  | 235 | San Marcos, Calif. / San Marcos HS     |
| 33  | Joshua Carvalho | RHP      | R/R | So.  | 6-7  | 230 | Santa Clara, Calif. / Chabot College   |
| 39  | Brooks Fowler   | RHP      | R/R | So.  | 6-2  | 180 | Jenks, Okla. / Jenks HS                |
| 41  | Parker Ward     | UTIL     | R/R | So.  | 5-11 | 180 | Leedey, Okla. / Redlands CC            |
| 43  | Dalton Patten   | RHP/UTIL | S/R | So.  | 5-10 | 160 | Red Oak, Okla. / Eastern Oklahoma St.  |
| 44  | Jakob Hall      | RHP      | R/R | So.  | 6-2  | 175 | Bartlesville, Okla. / Bartlesville HS  |

## FRESHMEN (2)

| No. | Name         | Pos. | B/T | Cl.  | Ht. | Wt. | Hometown / Previous School   |
|-----|--------------|------|-----|------|-----|-----|------------------------------|
| 15  | Dawson Walls | C    | R/R | RFr. | 6-2 | 180 | Farmington, N.M. / Argyle HS |
| 17  | Hudson Hart  | RHP  | R/R | Fr.  | 6-3 | 225 | Gretna, Neb. / Gretna HS     |

## COACHING STAFF

|    |               |  |
|----|---------------|--|
| 19 | Ryan Folmar   | Head Coach (11th Season)                 |
| 3  | Ryan Neill    | Assistant Coach / Recruiting Coordinator |
| 35 | Wes Davis     | Assistant Coach / Pitching Coach         |
| 41 | Jimmy Turk    | Volunteer Assistant Coach                |
|    | Nolan Fanning | Director of Baseball Operations          |
|    | Evan Roachat  | Athletic Trainer                         |
|    | Andrew Nilo   | Asst. Director of Sports Performance     |

## PRONUNCIATIONS

|                     |              |
|---------------------|--------------|
| Preston Baumgartner | Bum-gard-ner |
| Joshua Carvalho     | car-vall-o   |
| Harley Gollert      | Gall-ert     |
| Drew Stahl          | Stall        |
| Jacob Widener       | Wide-ner     |

## BY JERSEY

|    |                     |
|----|---------------------|
| 2  | Dylan Wipperman     |
| 4  | Jake McMurray       |
| 5  | Holden Breeze       |
| 6  | Connor Beichler     |
| 7  | Jonah Cox           |
| 8  | Blaze Brothers      |
| 10 | Matt Hogan          |
| 11 | Harley Gollert      |
| 12 | Mac McCroskey       |
| 13 | Justin Quinn        |
| 14 | Price Allman        |
| 15 | Dawson Walls        |
| 16 | Ryan Blackwell      |
| 17 | Hudson Hart         |
| 20 | Sam Thompson        |
| 21 | Caleb Isaacs        |
| 23 | Jacob Godman        |
| 24 | Garrett Casey       |
| 25 | Conner Floyd        |
| 26 | Max Lucas           |
| 28 | Drew Stahl          |
| 30 | Jacob Widener       |
| 31 | Evan Kowalski       |
| 32 | Ryan Tressler       |
| 33 | Joshua Carvalho     |
| 35 | Reed Ronan          |
| 36 | Cade Denton         |
| 37 | Andrew Roach        |
| 39 | Brooks Fowler       |
| 40 | Preston Baumgartner |
| 41 | Parker Ward         |
| 43 | Dalton Patten       |
| 44 | Jakob Hall          |



## HEAD COACH RYAN FOLMAR



RYAN FOLMAR



## THE FOLMAR FILE

**HIGH SCHOOL**

Chambersburg HS

**ALMA MATER**

Oklahoma State, 1994

B.S. Physical Education

**PLAYING EXPERIENCE**

Oklahoma State: 1994-97

Portland Rockies (COL): 1997

Asheville Tourists (COL): 1998

**COACHING EXPERIENCE**

Oral Roberts: 2013-Present

Head Coach

Oral Roberts: 2004-12

Assistant Coach

Team USA: 2008

Associate Coach

Oklahoma State: 1999-2003

Director of Operations

**ALL-AMERICANS**

Brian Van Kirk • 2008

First Team • ABCA

First Team • Collegiate Baseball

Third Team • NCBWA

Third Team • Ping! Baseball

Mark Serrano • 2009

Second Team • Collegiate Baseball

Second Team • Coll. Baseball Insider

Second Team • Ping! Baseball

Jerry Sullivan • 2009

Third Team • Ping! Baseball

Cam Schiller • 2011

Third Team • Collegiate Baseball

Alex Gonzalez • 2013

Second Team • Perfect Game

Anthony Sequiera • 2015

Second Team • Louisville Slugger

Miguel Ausua • 2017

Second Team • NCBWA

Noah Cummings • 2017

Third Team • NCBWA

Llegend Smith • 2022

Third Team • Collegiate Baseball

Cade Denton • 2022

Third Team • NCBWA

Jonah Cox • 2023

First Team • Collegiate Baseball

Cade Denton • 2023

Second Team • Collegiate Baseball

**FRESHMAN ALL-AMERICANS**

T.J. Bennett • 2011

First Team • Collegiate Baseball

Alex Gonzalez • 2011

First Team • NCBWA

First Team • Collegiate Baseball

Jose Trevino • 2012

First Team • Louisville Slugger

First Team • Baseball America

First Team • NCBWA

Second Team • Perfect Game

Matt Whatley • 2015

First Team • Louisville Slugger

Second Team • Baseball America

Second Team • Perfect Game

Second Team • D1Baseball.com

Isaac Coffey • 2019

First Team • Baseball America

First Team • Collegiate Baseball

First Team • NCBWA

Second Team • D1 Baseball

Second Team • Perfect Game

**Head Coach**  
**11th Season**  
**Oklahoma State, '97**  
**Career Record: 371-222 (.626)**

Ryan Folmar begins year 11 as the head baseball coach at Oral Roberts University in 2023 with a career record of 319-210 (.603) and a five-time Summit League Coach of the Year (2015, '16, '17, '18, '21). Prior to being tabbed the head coach in 2013, Folmar served on the ORU coaching staff as an assistant for nine seasons.

In 2022, the Golden Eagles returned to an NCAA Regional for the first time since 2018 after capturing their 20th Summit League Championship. Folmar guided ORU to a 38-20 overall record and coached nine All-Summit League players, including the 2022 Pitcher of the Year Legend Smith. The Golden Eagles finished the season as the only program with road wins over multiple top 3 opponents and one of only two teams to have recorded victories over the two College World Series finalists (Ole Miss and OU).

ORU got hot in the final month of the season going 12-4 in May en route to the 26th conference tournament championship in program history. On May 2, 2022, Folmar led the Golden Eagles to a 7-3 road win at Air Force, marking the 2,000th victory in program history.

On April 15, 2022, Folmar picked up his 300th career victory with a 6-4 win at Western Illinois, becoming the fourth head coach in program history to reach the milestone.

In 2021, the Golden Eagles returned to the top of the Summit League standings to claim the league's regular season championship. After posting a 31-23 overall record and 19-7 Summit League mark, Folmar claimed his fifth Coach of the Year accolade as voted on by his league peers. The Golden Eagles got hot in the month of March after taking two of three at No. 8 LSU and at Dallas Baptist in back-to-back weekends. ORU closed out the regular season with wins in eight of their last 10 games to claim the Summit League title.

Folmar led the Golden Eagles to a 29-26 record in 2019 falling in the league title game. Spencer Henson (9th round) and Josh McMinn (27th round) were selected in the MLB Draft, while seven players earned All-Summit League honors.

With Folmar guiding the team in 2018, it claimed its 18th-consecutive regular season title and the program's 19th-straight tournament title as members of The Summit League posting a 38-20 overall record. ORU advanced to the NCAA Regionals for the 28th time in its history. Coach Folmar picked up his first-ever NCAA victory in 2017, a 14-6 win over in-state rival Oklahoma State in an elimination game.

The Golden Eagles swept The Summit League's postseason awards again in 2018 as Noah Cummings (Player of the Year) and Miguel Ausua (Pitcher of the Year) landed the awards for the second-straight year. Riley Keizer joined

the group being named Newcomer of the Year by the conference.

Dylan Snypes (Newcomer of the Year) was honored with Cummings and Ausua by The Summit League in winning postseason awards in 2017. Ausua and Cummings went on to be named to the 2017 NCBWA All-America Team becoming the first ORU players since 2015 to earn the distinction, while Matt Whatley was tabbed as the Johnny Bench Award winner as the nation's best collegiate catcher.

Folmar collected the 200th win of his ORU tenure April 21, 2018, with an 8-1 decision against South Dakota State becoming the fifth coach in program history to reach the milestone. He won game No. 100 against Little Rock March 4, 2016, getting a 14-5 win over the Trojans.

Before taking the reins as head coach at ORU, Folmar spent the previous nine seasons developing a reputation as one of the finest hitting instructors in all of college baseball. The Golden Eagles won the Summit League Championship in each of Folmar's nine seasons on the staff, advancing to NCAA Regional play each season.

Folmar joined the Golden Eagles after spending five seasons (1999-2003) as Director of Baseball Operations at Oklahoma State. At OSU, Folmar handled various administrative duties, including the Cowboy baseball camps and served as the color voice on OSU radio broadcasts for three years.

A four-year letter winner at Oklahoma State from 1994-97, Folmar earned honorable mention All-Big 8 honors as a sophomore in 1995 and helped lead the Cowboys to the 1996 College World Series. Following his playing days with the Cowboys, the Chambersburg, Pennsylvania, native spent two seasons in the Colorado Rockies organization.

**FOLMAR BY THE NUMBERS**

\*25 MLB Draft picks

\*8 All-Americans

\*2 Freshman All-American

\*1 Johnny Bench Award winner (Matt Whatley - 2017)

\*6 Summit League Coach of the Years (2015, 2016, 2017, 2018, 2021, 2023)

\*7 Summit League Pitcher of the Years (2013, 2015, 2017, 2018, 2021, 2022, 2023)

\*5 Summit League Player of the Years (2015, 2017, 2018, 2019, 2023)

\*6 Summit League Newcomer of the Years (2015, 2016, 2017, 2018, 2021, 2023)

\*1 Summit League Relief Pitcher of the Year (2014)

\*55 First-Team All-Conference selections

\*21 Second-Team All-Conference selections

\*3 Third-Team All-Conference selections

\*5 Summit League Regular Season titles

\*5 Summit League Championship titles




2

**Dylan WIPPERMAN**  
RSo. | INF | R/R  
6-0 | 185  
Leawood, Kan.  
Blue Valley HS



4

**Jake McMURRAY**  
Sr. | INF | R/R  
6-1 | 200  
Tulsa, Okla.  
Bishop Kelley HS



5

**Holden BREEZE**  
RJr. | INF | R/R  
5-9 | 175  
Gilbert, Ariz.  
South Mountain CC



7

**Jonah COX**  
Jr. | INF/OF | R/R  
6-3 | 190  
Owasso, Okla.  
Eastern Oklahoma St.




8

**Blaze BROTHERS**  
Sr. | INF | R/R  
5-10 | 185  
Lowell, Ark.  
Northeastern State



10

**Matt HOGAN**  
RSr. | OF | L/R  
6-0 | 200  
Melville, N.Y.  
South Carolina



11

**Harley GOLLERT**  
RSr. | LHP | R/L  
6-0 | 195  
Toronto, Ontario  
Austin Peay




12

**Mac McCROSKEY**  
RSr. | INF | R/R  
6-1 | 180  
Springdale, Ark.  
Eastern Oklahoma St.



13

**Justin QUINN**  
Sr. | OF | L/R  
6-1 | 185  
Chandler, Ariz.  
South Mountain CC




14

**Price ALLMAN**  
RSo. | OF | R/R  
6-3 | 190  
Owasso, Okla.  
Arkansas



15

**Dawson WALLS**  
So. | C | R/R  
6-2 | 180  
Farmington, N.M.  
Scottsdale CC




16

**Ryan BLACKWELL**  
Jr. | C | R/R  
6-0 | 205  
Amarillo, Texas  
Midland College



17

**Hudson HART**  
Fr. | RHP | R/R  
6-3 | 225  
Gretna, Neb.  
Gretna HS



20

**Sam THOMPSON**  
RJr. | OF | L/R  
6-0 | 190  
Owasso, Okla.  
TCU




21

**Caleb ISAACS**  
Jr. | LHP | R/L  
6-2 | 170  
Edmond, Okla.  
Western Oklahoma St.



23

**Jacob GODMAN**  
Sr. | C | R/R  
6-2 | 200  
Las Vegas, Nev.  
North Carolina State




24

**Garrett CASEY**  
Jr. | C | R/R  
5-10 | 190  
Owasso, Okla.  
Seminole State College




25

**Conner FLOYD**  
Jr. | RHP | L/R  
6-2 | 225  
Bentonville, Ark.  
Crowder College



26

**Max LUCAS**  
Jr. | INF | L/R  
5-10 | 178  
Aledo, Texas  
Panola Junior College



28

**Drew STAHL**  
Jr. | INF | R/R  
6-0 | 185  
Phoenix, Ariz.  
Minnesota





**Jacob WIDENER**  
RSo. | LHP | R/L  
6-7 | 235  
San Marcos, Calif.  
Palomar CC




**Evan KOWALSKI**  
Sr. | RHP | R/R  
6-2 | 200  
Guthrie, Okla.  
NOC - Enid



**Ryan TRESSLER**  
Jr. | RHP | R/R  
6-3 | 205  
Gallatin, Tenn.  
John A. Logan College



**Joshua CARVALHO**  
So. | RHP | R/R  
6-7 | 230  
Santa Clara, Calif.  
Chabot College



**Reed RONAN**  
Jr. | LHP | R/L  
5-11 | 150  
Bentonville, Ark.  
Bentonville HS



**Cade DENTON**  
Jr. | RHP | R/R  
6-3 | 180  
Rowlett, Texas  
Rowlett HS



**Andrew ROACH**  
RSr. | RHP | R/R  
6-2 | 200  
Springdale, Ark.  
UNC-Charlotte



**Brooks FOWLER**  
So. | RHP | R/R  
6-2 | 180  
Jenks, Okla.  
Jenks HS



**Parker WARD**  
So. | UTIL | R/R  
5-11 | 180  
Leedey, Okla.  
Redlands CC



**Dalton PATTEN**  
So. | UTIL/RHP | S/R  
5-10 | 160  
Red Oak, Okla.  
Eastern Oklahoma St.



**Jakob HALL**  
So. | INF/RHP | R/R  
6-2 | 175  
Bartlesville, Okla.  
Bartlesville HS



**Ryan FOLMAR**  
Head Coach  
11th Season



**Ryan NEILL**  
Assistant Coach  
19th Season



**Wes DAVIS**  
Assistant/Pitching  
Coach  
13th Season



**Jimmy TURK**  
Volunteer Assistant  
2nd Season

**STANDINGS**

| Team             | Conference |        |       |     |     | Overall |        |       |     |     |         |        |
|------------------|------------|--------|-------|-----|-----|---------|--------|-------|-----|-----|---------|--------|
|                  | GP         | Record | Win % | RF  | RA  | GP      | Record | Win % | RF  | RA  | Last 10 | Streak |
| Oral Roberts     | 24         | 23-1   | .958  | 250 | 76  | 64      | 52-12  | .812  | 539 | 268 | 9-1     | W3     |
| North Dakota St. | 23         | 16-7   | .696  | 187 | 91  | 53      | 23-30  | .434  | 351 | 326 | 6-4     | L1     |
| South Dakota St. | 24         | 13-11  | .542  | 164 | 160 | 52      | 24-28  | .462  | 358 | 350 | 5-5     | L1     |
| Omaha            | 23         | 9-14   | .391  | 122 | 159 | 49      | 21-28  | .429  | 279 | 329 | 4-6     | L2     |
| Northern Colo.   | 24         | 8-16   | .333  | 129 | 204 | 45      | 11-34  | .244  | 239 | 447 | 3-7     | L1     |
| Western Illinois | 24         | 8-16   | .333  | 116 | 185 | 42      | 12-40  | .231  | 244 | 430 | 5-5     | L4     |
| St. Thomas       | 24         | 6-18   | .250  | 99  | 192 | 44      | 10-34  | .227  | 186 | 354 | 3-7     | W1     |

**PLAYER OF THE WEEK**

Week 1 - Mac McCroskey - ORU  
 Week 2 - Nick Mitchell - WIU  
 Week 3 - Mike Boeve - Omaha  
 Week 4 - Nick Mitchell - WIU  
 Week 5 - Matt Hogan - ORU  
 Week 6 - Caden Wagner - UNC  
 Week 7 - Matt Hogan - ORU  
 Week 8 - Mac McCroskey - ORU  
 Week 9 - Ryan McDonald - SDSU  
 Week 10 - Jonah Cox - ORU  
 Week 11 - Jake McMurray (ORU)/James Dunlap (NDSU)  
 Week 12 - Jake McMurray - ORU  
 Week 13 - Nic Nelson - SDSU  
 Week 14 - Brigs Richartz - UST

**PITCHER OF THE WEEK**

Week 1 - Jakob Hall - ORU  
 Week 2 - Cade Denton - ORU  
 Week 3 - Brooks Fowler - ORU  
 Week 4 - Caleb Riedel (Omaha)/Tristen Roehrich (NDSU)  
 Week 5 - Jake Goble - SDSU  
 Week 6 - Cade Feeney - NDSU  
 Week 7 - Preston Tenney - UNO  
 Week 8 - Cade Feeney (NDSU)/Dylan Smith (UNC)  
 Week 9 - Evan Esch - UST  
 Week 10 - Jake Goble - SDSU  
 Week 11 - Cade Feeney - NDSU  
 Week 12 - Harrison Kreiling - Omaha  
 Week 13 - Dylan Smith - Northern Colorado  
 Week 14 - Tristen Roehrich

After collecting their 20th Summit League Tournament Championship in 2022, the Oral Roberts baseball team was picked as the unanimous favorite to claim the Summit League crown in the 2023 Preseason Baseball Coaches' Poll.

The Golden Eagles earned 42 points and received all six first-place votes they could, while North Dakota State secured the remaining one and was pegged to finish second with 36 points in the poll voted on by the league's seven head coaches.

St. Thomas was picked to finish fifth, which is where they finished during the program's first season as a Summit League member a season ago. The Tommies, who garnered 17 points, went 10-14 in Summit League play in 2022.

Northern Colorado and Western Illinois round out the poll in sixth (12) and seventh-place (7), respectively and both programs will have new head coaches leading the way in 2023.

**Coaches are not allowed to vote for their own team in the poll.**  
**\*St. Thomas and Northern Colorado are in their first season in the league.**

**2023 SUMMIT LEAGUE PRESEASON POLL**

| Pl. | Team               | Points (1st) | 2021 Record   |
|-----|--------------------|--------------|---------------|
| 1.  | Oral Roberts       | 42 (6)       | 38-20 (17-7)  |
| 2.  | North Dakota State | 36 (1)       | 31-19 (17-5)  |
| 3.  | Omaha              | 30           | 26-31 (12-12) |
| 4.  | South Dakota State | 24           | 22-23 (13-9)  |
| 5.  | St. Thomas         | 17           | 16-29 (10-14) |
| 6.  | Northern Colorado  | 12           | 12-39 (8-16)  |
| 7.  | Western Illinois   | 7            | 8-44 (5-19)   |

**SCORE BY INNING**

|              | 1st | 2nd | 3rd | 4th | 5th | 6th | 7th | 8th | 9th | 10th+ | Total |
|--------------|-----|-----|-----|-----|-----|-----|-----|-----|-----|-------|-------|
| Oral Roberts | 53  | 55  | 64  | 53  | 86  | 55  | 62  | 78  | 24  | 5     | 539   |
| Opponents    | 35  | 27  | 20  | 36  | 28  | 35  | 34  | 34  | 17  | 2     | 268   |





## OVERALL STATISTICS

(All games Sorted by Batting avg)

Record: 52-12 Home: 23-4 Away: 21-7 Neutral: 8-1 SummitLeague: 23-1

| Player                 | avg   | gp-gs | ab   | r   | h   | 2b  | 3b | hr | rbi | tb   | slg%  | bb  | hp | so  | gdp | ob%   | sf | sh | sb-att | po   | a   | e  | fld%  |
|------------------------|-------|-------|------|-----|-----|-----|----|----|-----|------|-------|-----|----|-----|-----|-------|----|----|--------|------|-----|----|-------|
| 7 Jonah Cox            | .412  | 64-63 | 267  | 69  | 110 | 16  | 8  | 11 | 67  | 175  | .655  | 30  | 3  | 51  | 4   | .472  | 3  | 4  | 28-31  | 149  | 2   | 2  | .987  |
| 13 Justin Quinn        | .363  | 45-45 | 190  | 55  | 69  | 11  | 0  | 7  | 39  | 101  | .532  | 15  | 10 | 25  | 2   | .433  | 2  | 3  | 8-8    | 40   | 1   | 1  | .976  |
| 10 Matt Hogan          | .325  | 61-59 | 212  | 59  | 69  | 12  | 3  | 18 | 70  | 141  | .665  | 51  | 12 | 66  | 0   | .470  | 6  | 1  | 9-11   | 122  | 10  | 3  | .978  |
| 5 Holden Breeze        | .324  | 64-64 | 244  | 49  | 79  | 13  | 0  | 6  | 42  | 110  | .451  | 33  | 5  | 48  | 5   | .409  | 4  | 5  | 4-6    | 33   | 88  | 5  | .960  |
| 4 Jake McMurray        | .321  | 64-64 | 271  | 59  | 87  | 14  | 1  | 6  | 47  | 121  | .446  | 40  | 4  | 28  | 4   | .408  | 6  | 2  | 2-3    | 484  | 25  | 0  | 1.000 |
| 12 Mac McCroskey       | .313  | 64-64 | 262  | 67  | 82  | 10  | 2  | 14 | 64  | 138  | .527  | 34  | 5  | 45  | 3   | .394  | 6  | 2  | 16-21  | 84   | 190 | 9  | .968  |
| 8 Blaze Brothers       | .301  | 63-62 | 229  | 64  | 69  | 18  | 2  | 12 | 41  | 127  | .555  | 21  | 7  | 57  | 2   | .375  | 2  | 1  | 22-23  | 93   | 62  | 4  | .975  |
| 23 Jacob Godman        | .291  | 57-50 | 189  | 40  | 55  | 12  | 2  | 5  | 29  | 86   | .455  | 28  | 1  | 37  | 4   | .382  | 2  | 3  | 3-3    | 480  | 34  | 6  | .988  |
| 28 Drew Stahl          | .281  | 61-61 | 224  | 42  | 63  | 15  | 0  | 11 | 56  | 111  | .496  | 38  | 7  | 54  | 3   | .399  | 2  | 3  | 5-5    | 46   | 81  | 1  | .992  |
| 15 Dawson Walls        | 1.000 | 1-0   | 1    | 0   | 1   | 0   | 0  | 0  | 0   | 1    | 1.000 | 0   | 0  | 0   | 0   | 1.000 | 0  | 0  | 0-0    | 0    | 0   | 0  | .000  |
| 26 Max Lucas           | .364  | 12-4  | 22   | 1   | 8   | 2   | 0  | 0  | 2   | 10   | .455  | 1   | 0  | 8   | 0   | .391  | 0  | 1  | 0-0    | 0    | 1   | 0  | 1.000 |
| 20 Sam Thompson        | .273  | 29-19 | 66   | 19  | 18  | 4   | 1  | 3  | 9   | 33   | .500  | 12  | 5  | 21  | 1   | .422  | 0  | 1  | 0-1    | 14   | 0   | 0  | 1.000 |
| 16 Ryan Blackwell      | .250  | 14-6  | 20   | 4   | 5   | 2   | 0  | 0  | 2   | 7    | .350  | 3   | 2  | 10  | 1   | .400  | 0  | 0  | 0-0    | 47   | 2   | 0  | 1.000 |
| 2 Dylan Wipperman      | .250  | 9-0   | 8    | 1   | 2   | 0   | 0  | 0  | 0   | 2    | .250  | 0   | 0  | 3   | 0   | .250  | 0  | 0  | 0-0    | 4    | 3   | 1  | .875  |
| 43 Dalton Patten       | .250  | 5-1   | 8    | 2   | 2   | 0   | 0  | 1  | 3   | 5    | .625  | 1   | 1  | 3   | 0   | .400  | 0  | 0  | 0-0    | 5    | 6   | 1  | .917  |
| 40 Preston Baumgartner | .238  | 16-4  | 21   | 2   | 5   | 1   | 0  | 1  | 7   | 9    | .429  | 4   | 1  | 11  | 0   | .370  | 1  | 0  | 0-0    | 2    | 0   | 0  | 1.000 |
| 24 Garrett Casey       | .222  | 15-10 | 36   | 5   | 8   | 0   | 0  | 2  | 6   | 14   | .389  | 6   | 1  | 7   | 1   | .349  | 0  | 1  | 0-0    | 69   | 7   | 1  | .987  |
| 41 Parker Ward         | .000  | 4-0   | 1    | 1   | 0   | 0   | 0  | 0  | 0   | 0    | .000  | 1   | 0  | 0   | 0   | .500  | 0  | 0  | 1-1    | 0    | 0   | 0  | .000  |
| Totals                 | .322  | 64    | 2271 | 539 | 732 | 130 | 19 | 97 | 484 | 1191 | .524  | 318 | 64 | 474 | 30  | .415  | 34 | 27 | 98-113 | 1693 | 575 | 37 | .984  |
| Opponents              | .241  | 64    | 2087 | 268 | 503 | 78  | 8  | 78 | 259 | 831  | .398  | 220 | 61 | 590 | 39  | .329  | 18 | 18 | 38-54  | 1642 | 505 | 77 | .965  |

LOB - Team (533), Opp (445). DPs turned - Team (48), Opp (36). CI - Team (2), J. Godman 2. IBB - Team (3), M. McCroskey 1, J. Godman 1, J. Cox 1, Opp (1). Picked off - M. McCroskey 3, P. Ward 1, S. Thompson 1, G. Casey 1, J. Cox 1.

(All games Sorted by Earned run avg)

| Player             | era   | w-l   | app | gs | cg | sho | sv | ip    | h   | r   | er  | bb  | so  | 2b  | 3b | hr | b/avg | wp | hp | bk | sfa | sha |
|--------------------|-------|-------|-----|----|----|-----|----|-------|-----|-----|-----|-----|-----|-----|----|----|-------|----|----|----|-----|-----|
| 36 Cade Denton     | 1.95  | 3-1   | 34  | 0  | 0  | 0/3 | 15 | 60.0  | 45  | 13  | 13  | 14  | 80  | 5   | 1  | 2  | .209  | 4  | 6  | 0  | 2   | 0   |
| 33 Joshua Carvalho | 2.98  | 5-1   | 15  | 10 | 0  | 0/1 | 0  | 51.1  | 44  | 21  | 17  | 24  | 40  | 10  | 0  | 6  | .238  | 5  | 5  | 2  | 2   | 2   |
| 30 Jacob Widener   | 3.06  | 2-2   | 29  | 2  | 0  | 0/2 | 1  | 47.0  | 30  | 20  | 16  | 20  | 76  | 3   | 0  | 4  | .186  | 1  | 16 | 1  | 0   | 2   |
| 39 Brooks Fowler   | 3.27  | 9-1   | 16  | 16 | 0  | 0/2 | 0  | 77.0  | 65  | 30  | 28  | 29  | 74  | 9   | 2  | 13 | .226  | 1  | 7  | 1  | 1   | 2   |
| 44 Jakob Hall      | 3.56  | 8-3   | 18  | 18 | 0  | 0/2 | 0  | 98.2  | 93  | 43  | 39  | 17  | 94  | 17  | 0  | 14 | .251  | 3  | 10 | 0  | 1   | 2   |
| 11 Harley Gollert  | 4.30  | 10-1  | 17  | 16 | 0  | 0/0 | 0  | 88.0  | 83  | 43  | 42  | 31  | 88  | 10  | 3  | 16 | .252  | 1  | 7  | 1  | 3   | 6   |
| 43 Dalton Patten   | 4.63  | 4-2   | 28  | 0  | 0  | 0/1 | 5  | 46.2  | 28  | 24  | 24  | 23  | 49  | 5   | 1  | 3  | .178  | 10 | 3  | 1  | 5   | 2   |
| 21 Caleb Isaacs    | 5.00  | 8-0   | 28  | 0  | 0  | 0/1 | 0  | 45.0  | 47  | 26  | 25  | 21  | 43  | 5   | 1  | 9  | .275  | 1  | 3  | 1  | 0   | 1   |
| 14 Price Allman    | 2.08  | 0-0   | 5   | 0  | 0  | 0/0 | 0  | 4.1   | 5   | 1   | 1   | 2   | 0   | 1   | 0  | 0  | .313  | 0  | 1  | 0  | 0   | 0   |
| 25 Conner Floyd    | 3.00  | 1-0   | 3   | 0  | 0  | 0/0 | 0  | 3.0   | 1   | 1   | 1   | 3   | 7   | 0   | 0  | 0  | .091  | 0  | 1  | 0  | 0   | 0   |
| 31 Evan Kowalski   | 6.25  | 2-1   | 19  | 2  | 0  | 0/2 | 2  | 31.2  | 37  | 23  | 22  | 17  | 27  | 8   | 0  | 6  | .296  | 5  | 0  | 2  | 2   | 1   |
| 17 Hudson Hart     | 10.38 | 0-0   | 5   | 0  | 0  | 0/1 | 0  | 4.1   | 6   | 6   | 5   | 6   | 4   | 1   | 0  | 1  | .353  | 0  | 1  | 0  | 2   | 0   |
| 37 Andrew Roach    | 13.50 | 0-0   | 7   | 0  | 0  | 0/3 | 0  | 4.2   | 12  | 7   | 7   | 3   | 6   | 2   | 0  | 1  | .462  | 0  | 1  | 0  | 0   | 0   |
| 35 Reed Ronan      | 27.00 | 0-0   | 5   | 0  | 0  | 0/0 | 0  | 2.2   | 7   | 8   | 8   | 8   | 2   | 2   | 0  | 3  | .438  | 0  | 0  | 0  | 0   | 0   |
| 32 Ryan Tressler   | 99.00 | 0-0   | 1   | 0  | 0  | 0/0 | 0  | 0.0   | 0   | 2   | 2   | 2   | 0   | 0   | 0  | 0  |       | 0  | 0  | 0  | 0   | 0   |
| Totals             | 3.99  | 52-12 | 64  | 64 | 0  | 5/5 | 23 | 564.1 | 503 | 268 | 250 | 220 | 590 | 78  | 8  | 78 | .241  | 31 | 61 | 9  | 18  | 18  |
| Opponents          | 7.81  | 12-52 | 64  | 64 | 0  | 1/1 | 5  | 547.1 | 732 | 539 | 475 | 318 | 474 | 130 | 19 | 97 | .322  | 85 | 64 | 9  | 34  | 27  |

PB - Team (6), J. Godman 3, G. Casey 2, R. Blackwell 1, Opp (10). Pickoffs - Team (9), J. Hall 4, C. Isaacs 2, D. Patten 1, H. Gollert 1, E. Kowalski 1, Opp (7). SBA/ATT - J. Godman (26-38), G. Casey (8-12), J. Hall (6-10), B. Fowler (6-8), H. Gollert (5-7), J. Widener (5-6), J. Carvalho (5-6), C. Denton (2-5), R. Blackwell (4-4), C. Isaacs (2-4), A. Roach (3-3), R. Ronan (2-2), E. Kowalski (0-1), H. Hart (1-1), D. Patten (1-1).



## 2023 SEASON RESULTS

## ORU RECORD WHEN:

| Date     | Opponent                | Score    | R-H-E / R-H-E   | Inns | Overall | SL   | Pitcher of Rec. | Attend | Time |
|----------|-------------------------|----------|-----------------|------|---------|------|-----------------|--------|------|
| Feb. 17  | Northern Illinois       | W, 16-2  | 16-16-1/2-6-3   | 9    | 1-0     | 0-0  | Jakob Hall      | 1213   | 2:40 |
| Feb. 18  | Northern Illinois       | W, 8-2   | 8-12-0/2-7-2    | 9    | 2-0     | 0-0  | Harley Gollert  | 620    | 2:51 |
| Feb. 18  | Northern Illinois       | W, 3-2() | 3-5-2/2-6-1     | 10   | 3-0     | 0-0  | Conner Floyd    | 212    | 3:18 |
| Feb. 19  | Northern Illinois       | W, 6-1   | 6-9-0/1-8-0     | 9    | 4-0     | 0-0  | Brooks Fowler   | 463    | 2:46 |
| Feb. 22  | Missouri State          | L, 5-8   | 5-7-0/8-11-2    | 9    | 4-1     | 0-0  | Joshua Carvalho | 302    | 2:49 |
| Feb. 24  | at Texas State          | L, 2-3   | 2-9-0/3-3-1     | 9    | 4-2     | 0-0  | Jakob Hall      | 1623   | 2:04 |
| Feb. 25  | at Texas State          | W, 6-3   | 6-10-0/3-2-4    | 9    | 5-2     | 0-0  | Harley Gollert  | 1715   | 2:33 |
| Feb. 26  | at Texas State          | W, 8-4   | 8-11-0/4-6-2    | 9    | 6-2     | 0-0  | Caleb Isaacs    | 1408   | 3:10 |
| March 1  | Tarleton State          | W, 6-5   | 6-9-0/5-6-1     | 9    | 7-2     | 0-0  | Joshua Carvalho | 764    | 2:39 |
| March 3  | Stephen F. Austin       | L, 9-16  | 9-12-2/16-15-1  | 9    | 7-3     | 0-0  | Jakob Hall      | 613    | 2:31 |
| March 4  | Stephen F. Austin       | L, 2-4() | 2-17-1/4-11-0   | 12   | 7-4     | 0-0  | Jacob Widener   | 813    | 3:16 |
| March 5  | Stephen F. Austin       | W, 9-1   | 9-9-0/1-4-0     | 9    | 8-4     | 0-0  | Brooks Fowler   | 764    | 2:13 |
| March 7  | at Wichita State        | W, 6-5   | 6-10-1/5-8-2    | 9    | 9-4     | 0-0  | Joshua Carvalho | 1147   | 3:00 |
| March 10 | at Dallas Baptist       | L, 1-2   | 1-9-0/2-7-0     | 9    | 9-5     | 0-0  | Jakob Hall      | 851    | 2:16 |
| March 11 | at Dallas Baptist       | L, 5-15  | 5-11-0/15-15-0  | 9    | 9-6     | 0-0  | Dalton Patten   | 892    | 2:49 |
| March 12 | at Dallas Baptist       | L, 0-3   | 0-6-2/3-7-0     | 9    | 9-7     | 0-0  | Brooks Fowler   | 896    | 2:07 |
| March 14 | at Tarleton State       | W, 9-6   | 9-12-0/6-8-2    | 9    | 10-7    | 0-0  | Cade Denton     | 120    | 2:45 |
| March 15 | at Abilene Christian    | L, 8-10  | 8-12-2/10-10-1  | 9    | 10-8    | 0-0  | Jacob Widener   | 563    | 3:04 |
| March 17 | St. Thomas*             | W, 10-2  | 10-9-0/2-8-0    | 9    | 11-8    | 1-0  | Jakob Hall      | 544    | 2:35 |
| March 18 | St. Thomas*             | W, 21-2^ | 21-24-0/2-6-0   | 7    | 12-8    | 2-0  | Harley Gollert  | 585    | 2:30 |
| March 19 | St. Thomas*             | W, 8-2   | 8-14-0/2-8-2    | 9    | 13-8    | 3-0  | Caleb Isaacs    | 586    | 2:17 |
| March 21 | Wichita State           | W, 5-2   | 5-9-1/2-6-2     | 9    | 14-8    | 3-0  | Evan Kowalski   | 713    | 2:46 |
| March 24 | at Memphis              | W, 11-1  | 11-11-0/1-3-1   | 9    | 15-8    | 3-0  | Jakob Hall      | 177    | 2:14 |
| March 25 | at Memphis              | L, 5-7   | 5-5-0/7-11-1    | 9    | 15-9    | 3-0  | Harley Gollert  | 528    | 2:18 |
| March 26 | at Memphis              | W, 10-3  | 10-17-0/3-5-0   | 9    | 16-9    | 3-0  | Joshua Carvalho | 411    | 2:32 |
| March 28 | at Missouri State       | W, 4-0   | 4-7-0/0-5-1     | 9    | 17-9    | 3-0  | Jacob Widener   | 383    | 2:57 |
| March 31 | Western Illinois*       | W, 16-5^ | 16-13-0/5-11-2  | 7    | 18-9    | 4-0  | Caleb Isaacs    | 734    | 2:29 |
| April 1  | Western Illinois*       | W, 7-2   | 7-10-2/2-8-3    | 9    | 19-9    | 5-0  | Harley Gollert  | 801    | 2:27 |
| April 2  | Western Illinois*       | W, 13-3^ | 13-11-1/3-5-1   | 8    | 20-9    | 6-0  | Joshua Carvalho | 607    | 2:26 |
| April 4  | Oklahoma                | L, 2-12  | 2-5-1/12-17-1   | 9    | 20-10   | 6-0  | Evan Kowalski   | 1941   | 3:11 |
| April 6  | at Omaha*               | W, 5-4   | 5-10-0/4-12-0   | 9    | 21-10   | 7-0  | Brooks Fowler   | 378    | 2:20 |
| April 7  | at Omaha*               | W, 16-9  | 16-17-1/9-13-1  | 9    | 22-10   | 8-0  | Joshua Carvalho | 505    | 3:05 |
| April 8  | at Omaha*               | W, 8-5   | 8-9-0/5-8-2     | 9    | 23-10   | 9-0  | Caleb Isaacs    | 506    | 2:49 |
| April 11 | at Oklahoma State       | W, 8-5   | 8-14-0/5-9-1    | 9    | 24-10   | 9-0  | Caleb Isaacs    | 4781   | 3:16 |
| April 14 | Northern Colorado*      | W, 10-0^ | 10-14-2/0-5-0   | 8    | 25-10   | 10-0 | Jakob Hall      | 1347   | 2:05 |
| April 15 | Northern Colorado*      | W, 12-6  | 12-11-0/6-8-3   | 9    | 26-10   | 11-0 | Harley Gollert  | 813    | 2:35 |
| April 16 | Northern Colorado*      | W, 13-3^ | 13-17-2/3-6-1   | 9    | 27-10   | 12-0 | Brooks Fowler   | 904    | 2:52 |
| April 21 | North Dakota State*     | W, 10-0^ | 10-11-0/0-7-0   | 7    | 28-10   | 13-0 | Jakob Hall      | 57     | 2:58 |
| April 22 | North Dakota State*     | L, 2-4   | 2-5-1/4-8-0     | 9    | 28-11   | 13-1 | Cade Denton     | 64     | 2:19 |
| April 23 | North Dakota State*     | W, 8-4() | 8-12-2/4-8-0    | 13   | 29-11   | 14-1 | Dalton Patten   | 54     | 3:09 |
| April 25 | at Oklahoma (Canceled)  |          |                 |      |         |      |                 |        |      |
| April 28 | South Dakota State*     | W, 5-3   | 5-6-0/3-4-2     | 9    | 30-11   | 15-1 | Jakob Hall      | 1025   | 2:09 |
| April 29 | South Dakota State*     | W, 10-3  | 10-13-0/3-8-2   | 9    | 31-11   | 16-1 | Harley Gollert  | 1213   | 3:04 |
| April 30 | South Dakota State*     | W, 18-7^ | 18-16-1/7-11-2  | 7    | 32-11   | 17-1 | Brooks Fowler   | 1026   | 2:42 |
| May 2    | Oklahoma State          | W, 9-7   | 9-9-0/7-11-2    | 9    | 33-11   | 17-1 | Jacob Widener   | 2273   | 2:55 |
| May 5    | at St. Thomas*          | W, 8-3   | 8-11-1/3-7-1    | 9    | 34-11   | 18-1 | Caleb Isaacs    | 229    | 2:35 |
| May 6    | at St. Thomas*          | W, 11-2  | 11-11-0/2-4-1   | 9    | 35-11   | 19-1 | Harley Gollert  | 230    | 2:35 |
| May 7    | at St. Thomas*          | W, 8-1   | 8-9-1/1-6-2     | 9    | 36-11   | 20-1 | Brooks Fowler   | 413    | 2:37 |
| May 9    | at Wichita State        | W, 4-1   | 4-9-2/1-3-2     | 9    | 37-11   | 20-1 | Dalton Patten   | 1692   | 3:08 |
| May 12   | Southern Indiana        | W, 12-4  | 12-14-0/4-9-2   | 9    | 38-11   | 20-1 | Jakob Hall      | 1084   | 2:52 |
| May 13   | Southern Indiana        | W, 9-2   | 9-16-0/2-7-0    | 9    | 39-11   | 20-1 | Harley Gollert  | 1247   | 2:34 |
| May 14   | Southern Indiana        | W, 5-0   | 5-9-1/0-4-0     | 9    | 40-11   | 20-1 | Brooks Fowler   | 1170   | 3:41 |
| May 18   | at Western Illinois*    | W, 7-4   | 7-11-0/4-9-1    | 9    | 41-11   | 21-1 | Harley Gollert  | 94     | 2:15 |
| May 19   | at Western Illinois*    | W, 12-2  | 12-11-2/2-6-3   | 9    | 42-11   | 22-1 | Dalton Patten   | 67     | 3:03 |
| May 20   | at Western Illinois*    | W, 12-0^ | 12-13-0/0-3-0   | 8    | 43-11   | 23-1 | Brooks Fowler   | 150    | 2:16 |
| May 24   | Omaha\$                 | W, 9-2   | 9-11-0/2-9-1    | 9    | 44-11   | 23-1 | Harley Gollert  | 89     | 2:38 |
| May 25   | South Dakota State\$    | W, 15-2  | 15-17-1/2-6-6   | 9    | 45-11   | 23-1 | Jakob Hall      | 283    | 3:12 |
| May 27   | South Dakota State\$    | W, 12-4  | 12-19-1/4-9-2   | 9    | 46-11   | 23-1 | Brooks Fowler   | 162    | 3:25 |
| June 2   | at No. 11 Oklahoma St.% | W, 6-4   | 6-13-0/4-10-0   | 9    | 47-11   | 23-1 | Caleb Isaacs    | 5423   | 4:00 |
| June 3   | vs. Washington%         | W, 15-12 | 15-24-0/12-14-2 | 9    | 48-11   | 23-1 | Evan Kowalski   | 4716   | 3:29 |
| June 4   | vs. DBU%                | W, 6-5   | 6-7-0/5-8-0     | 9    | 49-11   | 23-1 | Dalton Patten   | 4782   | 2:49 |
| June 9   | at Oregon%              | L, 8-9   | 8-11-2/9-11-2   | 9    | 49-12   | 23-1 | Dalton Patten   | 4476   | 3:22 |
| June 10  | at Oregon%              | W, 8-7   | 8-12-0/7-11-0   | 9    | 50-12   | 23-1 | Cade Denton     | 4476   | 2:53 |
| June 11  | at Oregon%              | W, 11-6  | 11-8-0/6-8-1    | 9    | 51-12   | 23-1 | Caleb Isaacs    | 4476   | 3:44 |
| June 12  | vs. TCU%                | W, 6-5   | 6-11-1/5-8-2    | 9    | 52-12   | 23-1 | Cade Denton     | 24,134 | 3:14 |

\*Summit League game

() extra inning game

^ 10-run mercy rule

\$Summit League Tournament

%NCAA Tournament

## Win-loss summary:

|                               |       |
|-------------------------------|-------|
| Total .....                   | 52-12 |
| Conference .....              | 23-1  |
| Non-Conf.....                 | 29-11 |
| Home .....                    | 23-4  |
| Away.....                     | 21-7  |
| Neutral .....                 | 8-1   |
| Day .....                     | 37-8  |
| Night .....                   | 15-4  |
| vs Left Handed Starter.....   | 12-4  |
| vs Right Handed Starter ..... | 40-8  |
| 1-Run games.....              | 7-3   |
| 2-Run games.....              | 3-4   |
| 5+Run games.....              | 31-3  |
| Extra innings.....            | 2-1   |
| Shutouts.....                 | 5-1   |
| Scoring 0-2 runs .....        | 0-6   |
| Scoring 3-5 runs .....        | 7-3   |
| Scoring 6-9 runs .....        | 23-3  |
| Scoring 10+ runs .....        | 22-0  |
| Opponent 0-2 runs .....       | 23-1  |
| Opponent 3-5 runs .....       | 21-4  |
| Opponent 6-9 runs .....       | 7-3   |
| Opponent 10+ runs .....       | 1-4   |
| Scored in 1st inning.....     | 23-1  |
| Opp. scored in 1st.....       | 19-3  |
| Scores first .....            | 31-5  |
| Opp. scores first .....       | 21-7  |
| After 6 leading.....          | 42-3  |
| After 6 trailing .....        | 5-9   |
| After 6 tied .....            | 5-0   |
| After 7 leading .....         | 39-1  |
| After 7 trailing .....        | 4-9   |
| After 7 tied.....             | 5-2   |
| After 8 leading.....          | 39-1  |
| After 8 trailing .....        | 2-10  |
| After 8 tied .....            | 3-1   |
| Hit 0 home runs .....         | 11-3  |
| Hit 1 home run .....          | 16-7  |
| Hit 2+ home runs .....        | 25-2  |
| Opponent 0 home runs.....     | 22-3  |
| Opponent 1 home run .....     | 12-2  |
| Opponent 2+ HRs .....         | 18-7  |
| Made 0 errors .....           | 33-5  |
| Made 1 error .....            | 12-3  |
| Made 2+ errors .....          | 7-4   |
| Opp. made 0 errors .....      | 15-6  |
| Opp. made 1 error .....       | 14-5  |
| Opp. made 2+ errors.....      | 23-1  |
| Out-hit opponent.....         | 47-4  |
| Out-hit by opponent.....      | 4-7   |
| Hits are tied.....            | 1-1   |



## MISCELLANEOUS STATS

| Multiple Hit Games     | 2   | 3  | 4  | 5+ | Total |
|------------------------|-----|----|----|----|-------|
| 7 Jonah Cox            | 18  | 12 | 2  | -  | 32    |
| 4 Jake McMurray        | 19  | 5  | 3  | -  | 27    |
| 12 Mac McCroskey       | 15  | 10 | -  | -  | 25    |
| 13 Justin Quinn        | 14  | 6  | 2  | -  | 22    |
| 8 Blaze Brothers       | 18  | 4  | -  | -  | 22    |
| 5 Holden Breeze        | 15  | 4  | 2  | -  | 21    |
| 10 Matt Hogan          | 15  | 4  | 2  | -  | 21    |
| 28 Drew Stahl          | 12  | 4  | -  | -  | 16    |
| 23 Jacob Godman        | 11  | 3  | -  | -  | 14    |
| 20 Sam Thompson        | 4   | 1  | -  | -  | 5     |
| 24 Garrett Casey       | 3   | -  | -  | -  | 3     |
| 40 Preston Baumgartner | 1   | -  | -  | -  | 1     |
| 26 Max Lucas           | 1   | -  | -  | -  | 1     |
| TEAM                   | 146 | 53 | 11 | 0  | 210   |

| Multiple RBI Games     | 2  | 3  | 4 | 5+ | Total |
|------------------------|----|----|---|----|-------|
| 10 Matt Hogan          | 12 | 7  | 2 | 1  | 22    |
| 12 Mac McCroskey       | 11 | 5  | 1 | 1  | 18    |
| 4 Jake McMurray        | 11 | 6  | - | -  | 17    |
| 7 Jonah Cox            | 10 | 3  | 2 | 1  | 16    |
| 28 Drew Stahl          | 6  | 6  | 2 | -  | 14    |
| 5 Holden Breeze        | 12 | -  | - | -  | 12    |
| 13 Justin Quinn        | 8  | 3  | - | -  | 11    |
| 8 Blaze Brothers       | 6  | 2  | - | 1  | 9     |
| 23 Jacob Godman        | 5  | 2  | - | -  | 7     |
| 20 Sam Thompson        | 3  | 1  | - | -  | 4     |
| 24 Garrett Casey       | 2  | -  | - | -  | 2     |
| 16 Ryan Blackwell      | 1  | -  | - | -  | 1     |
| 40 Preston Baumgartner | -  | -  | - | 1  | 1     |
| 26 Max Lucas           | 1  | -  | - | -  | 1     |
| 43 Dalton Patten       | -  | 1  | - | -  | 1     |
| TEAM                   | 88 | 36 | 7 | 5  | 136   |

| Hitting Streaks        | Longest | Current |
|------------------------|---------|---------|
| 7 Jonah Cox            | 47      | -       |
| 13 Justin Quinn        | 17      | 17      |
| 4 Jake McMurray        | 14      | -       |
| 12 Mac McCroskey       | 13      | 4       |
| 5 Holden Breeze        | 9       | 1       |
| 28 Drew Stahl          | 8       | 4       |
| 23 Jacob Godman        | 8       | -       |
| 8 Blaze Brothers       | 7       | 1       |
| 10 Matt Hogan          | 7       | -       |
| 26 Max Lucas           | 3       | 2       |
| 20 Sam Thompson        | 3       | -       |
| 16 Ryan Blackwell      | 3       | -       |
| 24 Garrett Casey       | 3       | -       |
| 43 Dalton Patten       | 2       | -       |
| 15 Dawson Walls        | 1       | 1       |
| 2 Dylan Wipperman      | 1       | -       |
| 40 Preston Baumgartner | 1       | -       |

| Reached Base Streaks   | Longest | Current |
|------------------------|---------|---------|
| 7 Jonah Cox            | 47      | -       |
| 10 Matt Hogan          | 35      | -       |
| 4 Jake McMurray        | 28      | -       |
| 5 Holden Breeze        | 28      | 1       |
| 13 Justin Quinn        | 21      | 21      |
| 8 Blaze Brothers       | 19      | 12      |
| 12 Mac McCroskey       | 18      | 18      |
| 28 Drew Stahl          | 18      | 4       |
| 23 Jacob Godman        | 12      | 12      |
| 20 Sam Thompson        | 6       | -       |
| 24 Garrett Casey       | 4       | -       |
| 16 Ryan Blackwell      | 4       | -       |
| 26 Max Lucas           | 3       | 2       |
| 43 Dalton Patten       | 2       | -       |
| 40 Preston Baumgartner | 2       | -       |
| 2 Dylan Wipperman      | 1       | -       |
| 15 Dawson Walls        | 1       | 1       |

## TEAM HIGHS

## Batting

|                  |    |   |  |
|------------------|----|---|--|
| At bats:         | 49 | - | vs Stephen F. Austin (Mar 04, 2023)                          |
| Runs scored:     | 21 | - | vs North Dakota State (Apr 23, 2023 at Council Bluffs, Iowa) |
| Hits:            | 24 | - | vs St. Thomas (Mar 18, 2023)                                 |
|                  | 24 | - | vs WASHINGTON (Jun 03, 2023 at STILLWATER, OK)               |
| RBI:             | 21 | - | vs St. Thomas (Mar 18, 2023)                                 |
| Doubles:         | 7  | - | at Omaha (Apr 07, 2023)                                      |
| Triples:         | 1  | - | (19 times)   |
| Home runs:       | 5  | - | vs Northern Illinois (Feb 17, 2023)                          |
|                  | 5  | - | at Omaha (Apr 07, 2023)                                      |
| Total bases:     | 41 | - | vs WASHINGTON (Jun 03, 2023 at STILLWATER, OK)               |
| Walks:           | 11 | - | vs Western Illinois (Mar 31, 2023)                           |
|                  | 11 | - | at Oregon (Jun 11, 2023)                                     |
| Strikeouts:      | 18 | - | at DBU (Mar 10, 2023)  |
| Sac hits:        | 3  | - | at Omaha (Apr 08, 2023)                                      |
| Sac flies:       | 3  | - | at Western Illinois (May 19, 2023)                           |
| Stolen bases:    | 7  | - | vs St. Thomas (Mar 17, 2023)                                 |
| Hit by pitch:    | 4  | - | vs Northern Colorado (Apr 16, 2023)                          |
|                  | 4  | - | at Oregon (Jun 11, 2023)                                     |
| Caught stealing: | 2  | - | at Memphis (Mar 26, 2023)                                    |
|                  | 2  | - | vs Western Illinois (Mar 31, 2023)                           |
| Runners LOB:     | 16 | - | vs Stephen F. Austin (Mar 04, 2023)                          |
| Hit into DP:     | 3  | - | at Wichita State (May 09, 2023)                              |

## Fielding

|               |    |   |  |
|---------------|----|---|--|
| Putouts:      | 39 | - | vs North Dakota State (Apr 23, 2023 at Council Bluffs, Iowa) |
| Assists:      | 16 | - | vs North Dakota State (Apr 23, 2023 at Council Bluffs, Iowa) |
| Errors:       | 2  | - | (11 times)   |
| Passed balls: | 1  | - | (6 times)  |
| DPs turned:   | 3  | - | vs Northern Illinois (Feb 18, 2023)                          |

## Pitching

|                  |      |   |  |
|------------------|------|---|--|
| Innings pitched: | 13.0 | - | vs North Dakota State (Apr 23, 2023 at Council Bluffs, Iowa) |
| Runs allowed:    | 16   | - | vs Stephen F. Austin (Mar 03, 2023)                          |
| Earned runs:     | 15   | - | at DBU (Mar 11, 2023)  |
| Walks allowed:   | 8    | - | at DBU (Mar 11, 2023)  |
|                  | 8    | - | at Oregon (Jun 11, 2023)                                     |
| Strikeouts:      | 17   | - | vs South Dakota State (May 27, 2023 at Fargo, N.D.)          |
| Hits allowed:    | 17   | - | vs Oklahoma (Apr 04, 2023)                                   |
| Doubles allowed: | 4    | - | vs Missouri State (Feb 22, 2023)                             |
| Triples allowed: | 1    | - | (8 times)  |
| Homers allowed:  | 5    | - | at DBU (Mar 11, 2023)  |
| Wild pitches:    | 4    | - | at Western Illinois (May 19, 2023)                           |
| Hit batters:     | 3    | - | vs Northern Illinois (Feb 18, 2023)                          |
|                  | 3    | - | at Texas State (Feb 26, 2023)                                |
|                  | 3    | - | vs Tarleton State (Mar 01, 2023)                             |

## UNIFORM TRACKER



White Top  
White Pant  
12-3

Navy Top  
White Pant  
9-1

Gold Top  
White Pant  
7-0

Gray Top  
Gray Pant  
7-4

Navy Top  
Gray Pant  
17-4

Gold Top  
Gray Pant  
0-0

## INDIVIDUAL HIGHS

## Batting

|                  |    |   |  |
|------------------|----|---|--|
| At bats:         | 6  | - | (24 times)   |
| Runs scored:     | 4  | - | (4 times)  |
| Hits:            | 4  | - | (11 times)   |
| RBI:             | 6  | - | Mac McCroskey vs Northern Illinois (Feb 17, 2023)        |
|                  | 6  | - | Jonah Cox vs WASHINGTON (Jun 03, 2023 at STILLWATER, OK) |
| Doubles:         | 2  | - | (8 times)  |
| Triples:         | 1  | - | (19 times)   |
| Home runs:       | 3  | - | Mac McCroskey vs Northern Illinois (Feb 17, 2023)        |
| Total bases:     | 12 | - | Mac McCroskey vs Northern Illinois (Feb 17, 2023)        |
| Walks:           | 3  | - | (13 times)   |
| Strikeouts:      | 4  | - | (4 times)  |
| Sac hits:        | 2  | - | Jacob Godman at Oklahoma State (Jun 02, 2023)            |
| Sac flies:       | 2  | - | Jake McMurray at Western Illinois (May 19, 2023)         |
| Stolen bases:    | 3  | - | Blaze Brothers vs St. Thomas (Mar 17, 2023)              |
|                  | 3  | - | Jonah Cox vs Western Illinois (Mar 31, 2023)             |
| Hit by pitch:    | 2  | - | Matt Hogan vs Oklahoma (Apr 04, 2023)                    |
|                  | 2  | - | Blaze Brothers at Oregon (Jun 11, 2023)                  |
| Caught stealing: | 1  | - | (15 times)   |
| Runners LOB:     | 6  | - | Jonah Cox vs Stephen F. Austin (Mar 04, 2023)            |
|                  | 6  | - | Mac McCroskey vs Southern Indiana (May 14, 2023)         |

## Fielding

|               |    |   |  |
|---------------|----|---|--|
| Putouts:      | 17 | - | Jacob Godman vs Northern Illinois (Feb 18, 2023)                           |
|               | 17 | - | Jacob Godman vs South Dakota State (May 27, 2023 at Fargo, N.D.)           |
| Assists:      | 7  | - | Mac McCroskey vs Western Illinois (Apr 02, 2023)                           |
|               | 7  | - | Mac McCroskey vs North Dakota State (Apr 23, 2023 at Council Bluffs, Iowa) |
|               | 7  | - | Blaze Brothers at St. Thomas (May 07, 2023)                                |
| Errors:       | 1  | - | (37 times)   |
| Passed balls: | 1  | - | (6 times)  |

## Pitching

|                  |     |   |   |
|------------------|-----|---|---|
| Innings pitched: | 7.2 | - | Jakob Hall vs South Dakota State (Apr 28, 2023)               |
| Runs allowed:    | 8   | - | Jakob Hall vs Stephen F. Austin (Mar 03, 2023)                |
| Earned runs:     | 7   | - | Harley Gollert vs WASHINGTON (Jun 03, 2023 at STILLWATER, OK) |
| Walks allowed:   | 4   | - | (4 times)   |
| Strikeouts:      | 8   | - | (5 times)   |
| Hits allowed:    | 9   | - | Harley Gollert at Memphis (Mar 25, 2023)                      |
| Doubles allowed: | 3   | - | Jakob Hall vs Northern Illinois (Feb 17, 2023)                |
|                  | 3   | - | Joshua Carvalho vs Missouri State (Feb 22, 2023)              |
|                  | 3   | - | Harley Gollert vs South Dakota State (Apr 29, 2023)           |
| Triples allowed: | 1   | - | (8 times)   |
| Homers allowed:  | 3   | - | Joshua Carvalho vs Missouri State (Feb 22, 2023)              |
|                  | 3   | - | Brooks Fowler vs DBU (Jun 04, 2023 at STILLWATER, OK)         |
|                  | 3   | - | Jakob Hall at Oregon (6/9/23)                                 |
| Wild pitches:    | 3   | - | Joshua Carvalho at Western Illinois (May 19, 2023)            |
| Hit batters:     | 3   | - | Joshua Carvalho vs Tarleton State (Mar 01, 2023)              |





## GAME-BY-GAME STARTERS BY POSITION

| Date     | Opponent               | C         | 1B       | 2B       | 3B     | SS        | LF       | CF    | RF          | DH          |
|----------|------------------------|-----------|----------|----------|--------|-----------|----------|-------|-------------|-------------|
| Feb. 17  | Northern Illinois      | Godman    | McMurray | Stahl    | Breeze | McCroskey | Quinn    | Hogan | Thompson    | Cox         |
| Feb. 18  | Northern Illinois      | Casey     | McMurray | Stahl    | Breeze | McCroskey | Quinn    | Cox   | Hogan       | Brothers    |
| Feb. 18  | Northern Illinois      | Godman    | McMurray | Stahl    | Breeze | McCroskey | Quinn    | Hogan | Thompson    | Brothers    |
| Feb. 19  | Northern Illinois      | Godman    | McMurray | Brothers | Breeze | McCroskey | Quinn    | Cox   | Hogan       | Thompson    |
| Feb. 22  | Missouri State         | Godman    | McMurray | Brothers | Breeze | McCroskey | Quinn    | Cox   | Hogan       | Stahl       |
| Feb. 24  | at Texas State         | Godman    | McMurray | Brothers | Breeze | McCroskey | Quinn    | Cox   | Hogan       | Stahl       |
| Feb. 25  | at Texas State         | Godman    | McMurray | Stahl    | Breeze | McCroskey | Brothers | Cox   | Hogan       | Thompson    |
| Feb. 26  | at Texas State         | Godman    | McMurray | Stahl    | Breeze | McCroskey | Brothers | Cox   | Hogan       | Thompson    |
| March 1  | Tarleton State         | Godman    | McMurray | Stahl    | Breeze | McCroskey | Brothers | Cox   | Baumgartner | Blackwell   |
| March 3  | Stephen F. Austin      | Godman    | McMurray | Stahl    | Breeze | McCroskey | Brothers | Cox   | Hogan       | Thompson    |
| March 4  | Stephen F. Austin      | Blackwell | McMurray | Stahl    | Breeze | McCroskey | Brothers | Cox   | Hogan       | Lucas       |
| March 5  | Stephen F. Austin      | Godman    | McMurray | Stahl    | Breeze | McCroskey | Brothers | Cox   | Hogan       | Lucas       |
| March 7  | at Wichita State       | Godman    | McMurray | Stahl    | Breeze | McCroskey | Brothers | Cox   | Hogan       | Baumgartner |
| March 10 | at Dallas Baptist      | Godman    | McMurray | Stahl    | Breeze | McCroskey | Brothers | Cox   | Hogan       | Lucas       |
| March 11 | at Dallas Baptist      | Blackwell | McMurray | Stahl    | Breeze | McCroskey | Brothers | Cox   | Hogan       | Thompson    |
| March 12 | at Dallas Baptist      | Godman    | McMurray | Stahl    | Breeze | McCroskey | Brothers | Cox   | Hogan       | Baumgartner |
| March 14 | at Tarleton State      | Casey     | McMurray | Stahl    | Breeze | McCroskey | Brothers | Cox   | Hogan       | Thompson    |
| March 15 | at Abilene Christian   | Godman    | McMurray | Stahl    | Breeze | McCroskey | Brothers | Cox   | Hogan       | Thompson    |
| March 17 | St. Thomas*            | Godman    | McMurray | Brothers | Breeze | McCroskey | Thompson | Cox   | Hogan       | Casey       |
| March 18 | St. Thomas*            | Casey     | McMurray | Brothers | Breeze | McCroskey | Thompson | Cox   | Hogan       | Stahl       |
| March 19 | St. Thomas*            | Godman    | McMurray | Brothers | Breeze | McCroskey | Thompson | Cox   | Hogan       | Stahl       |
| March 21 | Wichita State          | Godman    | McMurray | Stahl    | Breeze | McCroskey | Brothers | Cox   | Hogan       | Thompson    |
| March 24 | at Memphis             | Godman    | McMurray | Stahl    | Breeze | McCroskey | Brothers | Cox   | Hogan       | Quinn       |
| March 25 | at Memphis             | Casey     | McMurray | Stahl    | Breeze | McCroskey | Brothers | Cox   | Hogan       | Baumgartner |
| March 26 | at Memphis             | Godman    | McMurray | Stahl    | Breeze | McCroskey | Brothers | Cox   | Hogan       | Quinn       |
| March 28 | at Missouri State      | Godman    | McMurray | Stahl    | Breeze | McCroskey | Brothers | Cox   | Hogan       | Quinn       |
| March 31 | Western Illinois*      | Godman    | McMurray | Stahl    | Breeze | McCroskey | Brothers | Cox   | Hogan       | Quinn       |
| April 1  | Western Illinois*      | Casey     | McMurray | Brothers | Breeze | McCroskey | Thompson | Cox   | Hogan       | Quinn       |
| April 2  | Western Illinois*      | Godman    | McMurray | Stahl    | Breeze | McCroskey | Brothers | Cox   | Hogan       | Patten      |
| April 4  | Oklahoma               | Godman    | McMurray | Stahl    | Breeze | McCroskey | Brothers | Cox   | Hogan       | Quinn       |
| April 6  | at Omaha*              | Godman    | McMurray | Stahl    | Breeze | McCroskey | Brothers | Cox   | Hogan       | Quinn       |
| April 7  | at Omaha*              | Blackwell | McMurray | Stahl    | Breeze | McCroskey | Brothers | Cox   | Hogan       | Quinn       |
| April 8  | at Omaha*              | Godman    | McMurray | Stahl    | Breeze | McCroskey | Thompson | Cox   | Hogan       | Quinn       |
| April 11 | at Oklahoma State      | Godman    | McMurray | Stahl    | Breeze | McCroskey | Brothers | Cox   | Hogan       | Quinn       |
| April 14 | Northern Colorado*     | Godman    | McMurray | Stahl    | Breeze | McCroskey | Brothers | Cox   | Hogan       | Quinn       |
| April 15 | Northern Colorado*     | Blackwell | McMurray | Stahl    | Breeze | McCroskey | Brothers | Cox   | Hogan       | Quinn       |
| April 16 | Northern Colorado*     | Godman    | McMurray | Brothers | Breeze | McCroskey | Quinn    | Cox   | Thompson    | Stahl       |
| April 21 | North Dakota State*    | Godman    | McMurray | Brothers | Breeze | McCroskey | Quinn    | Cox   | Hogan       | Stahl       |
| April 22 | North Dakota State*    | Blackwell | McMurray | Brothers | Breeze | McCroskey | Quinn    | Cox   | Hogan       | Stahl       |
| April 23 | North Dakota State*    | Godman    | McMurray | Brothers | Breeze | McCroskey | Quinn    | Cox   | Hogan       | Stahl       |
| April 25 | at Oklahoma (Canceled) |           |          |          |        |           |          |       |             |             |
| April 28 | South Dakota State*    | Godman    | McMurray | Stahl    | Breeze | McCroskey | Thompson | Cox   | Hogan       | Quinn       |
| April 29 | South Dakota State*    | Casey     | McMurray | Brothers | Breeze | McCroskey | Quinn    | Cox   | Hogan       | Stahl       |
| April 30 | South Dakota State*    | Godman    | McMurray | Brothers | Breeze | McCroskey | Quinn    | Cox   | Thompson    | Stahl       |
| May 2    | Oklahoma State         | Godman    | McMurray | Stahl    | Breeze | McCroskey | Quinn    | Cox   | Brothers    | Thompson    |
| May 5    | at St. Thomas*         | Godman    | McMurray | Stahl    | Breeze | McCroskey | Quinn    | Cox   | Brothers    | Lucas       |
| May 6    | at St. Thomas*         | Casey     | McMurray | Brothers | Breeze | McCroskey | Quinn    | Cox   | Hogan       | Stahl       |
| May 7    | at St. Thomas*         | Godman    | McMurray | Brothers | Breeze | McCroskey | Quinn    | Cox   | Hogan       | Stahl       |
| May 9    | at Wichita State       | Godman    | McMurray | Brothers | Breeze | McCroskey | Quinn    | Cox   | Hogan       | Stahl       |
| May 12   | Southern Indiana       | Godman    | McMurray | Brothers | Breeze | McCroskey | Quinn    | Cox   | Hogan       | Stahl       |
| May 13   | Southern Indiana       | Casey     | McMurray | Stahl    | Breeze | McCroskey | Brothers | Cox   | Hogan       | Quinn       |
| May 14   | Southern Indiana       | Godman    | McMurray | Brothers | Breeze | McCroskey | Quinn    | Cox   | Hogan       | Stahl       |
| May 18   | at Western Illinois*   | Godman    | McMurray | Brothers | Breeze | McCroskey | Quinn    | Cox   | Hogan       | Stahl       |
| May 19   | at Western Illinois*   | Casey     | McMurray | Brothers | Breeze | McCroskey | Quinn    | Cox   | Hogan       | Stahl       |
| May 20   | at Western Illinois*   | Godman    | McMurray | Brothers | Breeze | McCroskey | Quinn    | Cox   | Hogan       | Stahl       |
| May 24   | Omaha\$                | Godman    | McMurray | Brothers | Breeze | McCroskey | Quinn    | Cox   | Hogan       | Stahl       |
| May 25   | South Dakota State\$   | Godman    | McMurray | Brothers | Breeze | McCroskey | Quinn    | Cox   | Hogan       | Stahl       |
| May 27   | South Dakota State\$   | Godman    | McMurray | Brothers | Breeze | McCroskey | Quinn    | Cox   | Hogan       | Stahl       |
| June 2   | at No.11 Oklahoma St.% | Godman    | McMurray | Brothers | Breeze | McCroskey | Quinn    | Cox   | Hogan       | Stahl       |
| June 3   | vs. Washington%        | Godman    | McMurray | Brothers | Breeze | McCroskey | Quinn    | Cox   | Hogan       | Stahl       |
| June 4   | vs. DBU%               | Godman    | McMurray | Brothers | Breeze | McCroskey | Quinn    | Cox   | Hogan       | Stahl       |
| June 9   | at Oregon%             | Godman    | McMurray | Brothers | Breeze | McCroskey | Quinn    | Cox   | Hogan       | Stahl       |
| June 10  | at Oregon%             | Godman    | McMurray | Brothers | Breeze | McCroskey | Quinn    | Cox   | Hogan       | Stahl       |
| June 11  | at Oregon%             | Godman    | McMurray | Brothers | Breeze | McCroskey | Quinn    | Cox   | Hogan       | Stahl       |
| June 16  | vs. TCU%               | Godman    | McMurray | Brothers | Breeze | McCroskey | Quinn    | Cox   | Hogan       | Stahl       |

\* Summit League game    \$Summit League Tournament    %NCAA Tournament

STARTING PITCHER  
BREAKDOWN:

## Jakob Hall

Starts ..... 18  
Record ..... 8-3  
ERA ..... 3.56  
IP ..... 98.2  
SO ..... 94  
BB ..... 17  
H ..... 93

## Harley Gollert

Starts ..... 16  
Record ..... 10-1  
ERA ..... 4.38  
IP ..... 84.1  
SO ..... 82  
BB ..... 31  
H ..... 79

## Jacob Widener

Starts ..... 2  
Record ..... 1-0  
ERA ..... 1.08  
IP ..... 8.1  
SO ..... 14  
BB ..... 6  
H ..... 4

## Brooks Fowler

Starts ..... 16  
Record ..... 9-1  
ERA ..... 3.27  
IP ..... 77.0  
SO ..... 74  
BB ..... 29  
H ..... 65

## Joshua Carvalho

Starts ..... 10  
Record ..... 3-1  
ERA ..... 3.54  
IP ..... 40.2  
SO ..... 30  
BB ..... 19  
H ..... 34

## Evan Kowalski

Starts ..... 2  
Record ..... 0-1  
ERA ..... 9.95  
IP ..... 6.1  
SO ..... 1  
BB ..... 5  
H ..... 9



## GAME-BY-GAME STARTERS BY BATTING ORDER

| Date     | Opponent                | Leadoff   | 2nd       | 3rd       | Cleanup   | 5th       | 6th      | 7th         | 8th         | 9th       |
|----------|-------------------------|-----------|-----------|-----------|-----------|-----------|----------|-------------|-------------|-----------|
| Feb. 17  | Northern Illinois       | McCroskey | Quinn     | McMurray  | Breeze    | Hogan     | Stahl    | Thompson    | Godman      | Cox       |
| Feb. 18  | Northern Illinois       | McCroskey | Quinn     | McMurray  | Breeze    | Hogan     | Stahl    | Brothers    | Casey       | Cox       |
| Feb. 18  | Northern Illinois       | McCroskey | Quinn     | McMurray  | Hogan     | Breeze    | Thompson | Stahl       | Godman      | Brothers  |
| Feb. 19  | Northern Illinois       | McCroskey | Quinn     | McMurray  | Hogan     | Breeze    | Cox      | Thompson    | Godman      | Brothers  |
| Feb. 22  | Missouri State          | McCroskey | Quinn     | McMurray  | Hogan     | Breeze    | Cox      | Stahl       | Godman      | Brothers  |
| Feb. 24  | at Texas State          | McCroskey | Hogan     | McMurray  | Breeze    | Cox       | Thompson | Stahl       | Godman      | Brothers  |
| Feb. 25  | at Texas State          | McCroskey | Hogan     | McMurray  | Breeze    | Cox       | Stahl    | Thompson    | Godman      | Brothers  |
| Feb. 26  | at Texas State          | McCroskey | Cox       | McMurray  | Hogan     | Breeze    | Stahl    | Godman      | Thompson    | Brothers  |
| March 1  | Tarleton State          | McCroskey | Cox       | McMurray  | Breeze    | Stahl     | Godman   | Brothers    | Baumgartner | Blackwell |
| March 3  | Stephen F. Austin       | McCroskey | Cox       | McMurray  | Hogan     | Breeze    | Stahl    | Thompson    | Godman      | Brothers  |
| March 4  | Stephen F. Austin       | McCroskey | Cox       | McMurray  | Stahl     | Hogan     | Breeze   | Lucas       | Blackwell   | Brothers  |
| March 5  | Stephen F. Austin       | McMurray  | McCroskey | Cox       | Hogan     | Breeze    | Stahl    | Lucas       | Godman      | Brothers  |
| March 7  | at Wichita State        | McMurray  | Cox       | McCroskey | Hogan     | Stahl     | Breeze   | Baumgartner | Godman      | Brothers  |
| March 10 | at Dallas Baptist       | McMurray  | Cox       | McCroskey | Hogan     | Stahl     | Breeze   | Lucas       | Godman      | Brothers  |
| March 11 | at Dallas Baptist       | McMurray  | Cox       | McCroskey | Hogan     | Stahl     | Breeze   | Thompson    | Blackwell   | Brothers  |
| March 12 | at Dallas Baptist       | McMurray  | Cox       | McCroskey | Stahl     | Hogan     | Breeze   | Godman      | Baumgartner | Brothers  |
| March 14 | at Tarleton State       | McMurray  | McCroskey | Cox       | Hogan     | Stahl     | Breeze   | Thompson    | Casey       | Brothers  |
| March 15 | at Abilene Christian    | McMurray  | McCroskey | Cox       | Hogan     | Stahl     | Breeze   | Godman      | Thompson    | Brothers  |
| March 17 | St. Thomas*             | McMurray  | McCroskey | Cox       | Hogan     | Breeze    | Thompson | Casey       | Godman      | Brothers  |
| March 18 | St. Thomas*             | McMurray  | McCroskey | Cox       | Hogan     | Stahl     | Breeze   | Thompson    | Casey       | Brothers  |
| March 19 | St. Thomas*             | McMurray  | McCroskey | Cox       | Hogan     | Stahl     | Breeze   | Thompson    | Godman      | Brothers  |
| March 21 | Wichita State           | McMurray  | McCroskey | Cox       | Hogan     | Stahl     | Breeze   | Thompson    | Godman      | Brothers  |
| March 24 | at Memphis              | McMurray  | McCroskey | Cox       | Hogan     | Stahl     | Breeze   | Quinn       | Godman      | Brothers  |
| March 25 | at Memphis              | McMurray  | McCroskey | Cox       | Hogan     | Stahl     | Breeze   | Baumgartner | Casey       | Brothers  |
| March 26 | at Memphis              | McMurray  | Quinn     | Cox       | Hogan     | McCroskey | Stahl    | Breeze      | Godman      | Brothers  |
| March 28 | at Missouri State       | McMurray  | Quinn     | Cox       | Hogan     | McCroskey | Stahl    | Breeze      | Godman      | Brothers  |
| March 31 | Western Illinois*       | McMurray  | Quinn     | Cox       | Hogan     | McCroskey | Stahl    | Breeze      | Godman      | Brothers  |
| April 1  | Western Illinois*       | McMurray  | Quinn     | Cox       | Hogan     | McCroskey | Breeze   | Thompson    | Casey       | Brothers  |
| April 2  | Western Illinois*       | McMurray  | McCroskey | Cox       | Hogan     | Stahl     | Breeze   | Patten      | Godman      | Brothers  |
| April 4  | Oklahoma                | McMurray  | Quinn     | Cox       | Hogan     | McCroskey | Stahl    | Breeze      | Godman      | Brothers  |
| April 6  | at Omaha*               | McMurray  | Quinn     | Cox       | Hogan     | McCroskey | Stahl    | Breeze      | Godman      | Brothers  |
| April 7  | at Omaha*               | McMurray  | Quinn     | Cox       | Hogan     | McCroskey | Stahl    | Breeze      | Blackwell   | Brothers  |
| April 8  | at Omaha*               | McMurray  | Quinn     | Cox       | Hogan     | McCroskey | Stahl    | Breeze      | Godman      | Thompson  |
| April 11 | at Oklahoma State       | McMurray  | Quinn     | Cox       | Hogan     | McCroskey | Stahl    | Breeze      | Godman      | Brothers  |
| April 14 | Northern Colorado*      | McMurray  | Quinn     | Cox       | Hogan     | McCroskey | Stahl    | Breeze      | Godman      | Brothers  |
| April 15 | Northern Colorado*      | McMurray  | Quinn     | Cox       | Hogan     | McCroskey | Stahl    | Breeze      | Blackwell   | Brothers  |
| April 16 | Northern Colorado*      | McMurray  | Quinn     | Cox       | McCroskey | Stahl     | Breeze   | Thompson    | Godman      | Brothers  |
| April 21 | North Dakota State*     | McMurray  | Quinn     | Cox       | Hogan     | McCroskey | Stahl    | Breeze      | Godman      | Brothers  |
| April 22 | North Dakota State*     | McMurray  | Quinn     | Cox       | Hogan     | McCroskey | Stahl    | Breeze      | Blackwell   | Brothers  |
| April 23 | North Dakota State*     | McMurray  | Quinn     | Cox       | Hogan     | McCroskey | Stahl    | Breeze      | Godman      | Brothers  |
| April 25 | at Oklahoma (Canceled)  |           |           |           |           |           |          |             |             |           |
| April 28 | South Dakota State*     | McMurray  | Quinn     | Cox       | Hogan     | McCroskey | Stahl    | Breeze      | Godman      | Brothers  |
| April 29 | South Dakota State*     | McMurray  | Quinn     | Cox       | Hogan     | McCroskey | Stahl    | Breeze      | Casey       | Brothers  |
| April 30 | South Dakota State*     | McMurray  | Quinn     | Cox       | McCroskey | Breeze    | Stahl    | Thompson    | Godman      | Brothers  |
| May 2    | Oklahoma State          | McMurray  | Quinn     | Cox       | McCroskey | Breeze    | Stahl    | Thompson    | Godman      | Brothers  |
| May 5    | at St. Thomas*          | McMurray  | Quinn     | Cox       | McCroskey | Breeze    | Stahl    | Lucas       | Godman      | Brothers  |
| May 6    | at St. Thomas*          | McMurray  | Quinn     | Cox       | Hogan     | McCroskey | Stahl    | Breeze      | Casey       | Brothers  |
| May 7    | at St. Thomas*          | McMurray  | Quinn     | Cox       | Hogan     | McCroskey | Stahl    | Breeze      | Godman      | Brothers  |
| May 9    | at Wichita State        | McMurray  | Quinn     | Cox       | Hogan     | McCroskey | Stahl    | Breeze      | Godman      | Brothers  |
| May 12   | Southern Indiana        | McMurray  | Quinn     | Cox       | Hogan     | McCroskey | Stahl    | Breeze      | Godman      | Brothers  |
| May 13   | Southern Indiana        | McMurray  | Quinn     | Cox       | Hogan     | McCroskey | Stahl    | Breeze      | Casey       | Brothers  |
| May 14   | Southern Indiana        | McMurray  | Quinn     | Cox       | Hogan     | McCroskey | Stahl    | Breeze      | Godman      | Brothers  |
| May 18   | at Western Illinois*    | McMurray  | Quinn     | Cox       | Hogan     | McCroskey | Breeze   | Stahl       | Godman      | Brothers  |
| May 19   | at Western Illinois*    | McMurray  | Quinn     | Cox       | Hogan     | McCroskey | Breeze   | Stahl       | Casey       | Brothers  |
| May 20   | at Western Illinois*    | McMurray  | Quinn     | Cox       | Hogan     | McCroskey | Breeze   | Stahl       | Godman      | Brothers  |
| May 24   | Omaha\$                 | McMurray  | Quinn     | Cox       | Hogan     | McCroskey | Breeze   | Stahl       | Godman      | Brothers  |
| May 25   | South Dakota State\$    | McMurray  | Quinn     | Cox       | Hogan     | McCroskey | Breeze   | Stahl       | Godman      | Brothers  |
| May 27   | South Dakota State\$    | McMurray  | Quinn     | Cox       | Hogan     | McCroskey | Breeze   | Stahl       | Godman      | Brothers  |
| June 2   | at No. 11 Oklahoma St.% | McMurray  | Quinn     | Cox       | Hogan     | McCroskey | Breeze   | Stahl       | Godman      | Brothers  |
| June 3   | vs. Washington%         | McMurray  | Quinn     | Cox       | Hogan     | McCroskey | Breeze   | Stahl       | Godman      | Brothers  |
| June 4   | vs. DBU%                | McMurray  | Quinn     | Cox       | Hogan     | McCroskey | Breeze   | Stahl       | Godman      | Brothers  |
| June 9   | at Oregon%              | McMurray  | Quinn     | Cox       | Hogan     | McCroskey | Breeze   | Stahl       | Godman      | Brothers  |
| June 10  | at Oregon%              | McMurray  | Quinn     | Cox       | Hogan     | McCroskey | Breeze   | Stahl       | Godman      | Brothers  |
| June 11  | at Oregon%              | McMurray  | Quinn     | Cox       | Hogan     | McCroskey | Breeze   | Stahl       | Godman      | Brothers  |
| June 16  | vs. TCU%                | McMurray  | Quinn     | Cox       | Hogan     | McCroskey | Breeze   | Stahl       | Godman      | Brothers  |

\* Summit League game

\$ Summit League Tournament

% NCAA Tournament

## STARTERS BREAKDOWN:

## Leadoff:

McCroskey (11)..... 16-51  
 McMurray (53)..... 77-228

## 2nd:

Cox (8)..... 14-36  
 Hogan (2)..... 0-6  
 McCroskey (10)..... 13-35  
 Quinn (44)..... 68-186

## 3rd:

Cox (49)..... 85-207  
 McMurray (11)..... 10-43  
 McCroskey (4)..... 0-17

## Cleanup:

Breeze (5)..... 2-18  
 Hogan (52)..... 72-219  
 McCroskey (4)..... 7-14  
 Stahl (2)..... 3-10

## 5th:

Breeze (10)..... 10-37  
 Cox (2)..... 4-8  
 Hogan (4)..... 7-16  
 McCroskey (35)..... 46-145  
 Stahl (13)..... 14-48

## 6th:

Breeze (27)..... 38-110  
 Cox (2)..... 2-8  
 Godman (1)..... 1-4  
 Stahl (30)..... 27-107  
 Thompson (3)..... 2-8

## 7th:

Baumgartner (2)..... 1-6  
 Breeze (21)..... 30-81  
 Brothers (2)..... 2-8  
 Casey (1)..... 0-1  
 Godman (3)..... 3-14  
 Lucas (4)..... 3-11  
 Patten (1)..... 1-3  
 Quinn (1)..... 1-4  
 Stahl (16)..... 19-58  
 Thompson (13)..... 14-40

## 8th:

Baumgartner (1)..... 0-2  
 Blackwell (6)..... 5-16  
 Casey (9)..... 8-29  
 Godman (47)..... 49-165  
 Thompson (2)..... 0-6

## 9th:

Baumgartner (1)..... 0-1  
 Brothers (60)..... 67-221  
 Cox (2)..... 6-22  
 Thompson (1)..... 2-4



## LAST TIME A GOLDEN EAGLE...

|  |   |
|--|---|
| Led game off with a homer                      | Jake McMurray vs. SDSU, May 26, 2022                    |
| Hit a grand slam                               | Blaze Brothers at Memphis, March 24, 2023               |
| Hit two home runs                              | (2) Jake McMurray vs SDSU, April 30, 2023               |
| Hit home run in consecutive games              | Matt Hogan vs. DBU/at Oregon, June 4-9, 2023            |
| Hit home run in three straight games           | Mac McCroskey vs Northern Colorado, April 14-16, 2023   |
| Hit home run in four straight games            | Adam Oviedo, February 28-March 3, 2020                  |
| Had a walk-off hit                             | Justin Quinn at Oregon, June 10, 2023                   |
| Had a walk-off home run                        | Spencer Henson vs. Western Illinois, April 29, 2018     |
| Scored five or more runs in a game             | 5, Tyler Saladino vs. Fort Wayne, April 30, 2010        |
| Had four hits in a game                        | Jake McMurray at Oregon, June 11, 2023                  |
| Had five hits in a game                        | Caleb Denny vs. No. 3 Oklahoma State, April 19, 2022    |
| Had six hits in a game                         | Derrian James vs. Western Illinois, April 10, 2015      |
| Had four consecutive hits                      | Jake McMurray vs Washington, June 3, 2022               |
| Had five consecutive hits                      | Jake McMurray vs. South Dakota State, April 30, 2021    |
| Had six consecutive hits                       | Jonah Cox vs. St. Thomas, March 17-18, 2023             |
| Reached base five or more consecutive AB's (5) | Jake McMurray vs Washington, June 3, 2023               |
| Had five or more RBI's in a game               | 6, Jonah Cox vs Washington, June 3, 2023                |
| Had two doubles in a game                      | Jacob Godman vs Washington, June 3, 2023                |
| Had three or more doubles in a game            | 3, Joshua Cox at South Dakota State, May 20, 2022       |
| Had two or more triples in a game              | 2, Justin Quinn vs. Pacific, March 5, 2022              |
| Stole three bases in a game                    | Jonah Cox vs. Western Illinois, March 31, 2023          |
| Stole four bases in a game                     | Jackson Loftin vs. Arkansas-Pine Bluff, March 29, 2022  |
| Stole home                                     | Blaze Brothers vs. SFA, March 3, 2022 (double steal)    |
| Walked four or more times in a game            | 4, Connor Beichler at Northern Colorado, April 30, 2022 |
| Threw 10 or more scoreless innings             | 16.2, Brooks Fowler, April 30-May 20, 2023              |
| Threw 15 or more scoreless innings             | 16.2, Brooks Fowler, April 30-May 20, 2023              |
| Threw a seven-inning no-hitter                 | Nick Jones vs. Chicago St., May 7, 2006                 |
| Threw a nine-inning no-hitter                  | Taylor McIntyre at Chicago St., April 3, 2004           |
| Threw a nine-inning one-hitter                 | Nick Wood at Western Illinois, April 9, 2016            |
| Pitched a seven-inning complete game           | Isaac Coffey at Northern Colorado, May 1, 2022          |
| Pitched a nine-inning complete game            | Isaac Coffey vs. Houston Baptist, April 10, 2021        |
| Pitched a seven-inning shutout                 | Isaac Coffey vs. St. Thomas, May 8, 2022                |
| Pitched an eight-inning shutout                | Matt Gaskins at Purdue Fort Wayne, April 27, 2019       |
| Pitched a nine-inning shutout                  | Miguel Ausua vs. North Dakota St., May 27, 2017         |
| Pitched a nine-inning shutout (road)           | Guillermo Trujillo at McNeese, March 21, 2014           |
| Pitched two or more straight complete games    | (2) Isaac Coffey, May 1-May 8, 2022                     |
| Had exactly 10 strikeouts in a game            | James Notary at Dallas Baptist, March 7, 2020           |
| Had exactly 11 strikeouts in a game            | Ledgend Smith vs. SDSU, March 26, 2021                  |
| Had exactly 12 strikeouts in a game            | Isaac Coffey vs. Houston Baptist, April 10, 2021        |
| Had exactly 13 strikeouts in a game            | Alex Gonzalez vs. Fort Wayne, April 30, 2011            |
| Had exactly 14 strikeouts in a game            | Xavier Altamirano vs. North Dakota St., March 15, 2015  |
| Had exactly 16 strikeouts in a game            | Jerry Sullivan vs. South Dakota St., April 11, 2009     |
| Had exactly 17 strikeouts in a game            | Chance Chapman vs. Arkansas, March 27, 2007             |
| Had exactly 19 strikeouts in a game            | Chance Chapman vs. Centenary, May 11, 2007              |
| Eric Vanderventer                              | at Centenary, May 5, 1997                               |
| Bob Volk                                       | at UC Riverside, March 31, 1977                         |

## CYCLES AT ORU

## LAST TIME THE GOLDEN EAGLES...

|   |   |
|---|---|
| Won 10 or more consecutive games        | (21) April 23-June 4, 2023                      |
| Won 15 or more consecutive games        | (21) April 23-June 4, 2023                      |
| Lost five or more consecutive games     | March 8-13, 2019                                |
| Lost 10 or more consecutive games       | March 3-20, 2013                                |
| Swept opponent at home                  | vs. South Dakota State, April 28-30, 2023       |
| Swept by opponent at home               | vs. Dallas Baptist, March 18-20, 2022           |
| Swept opponent on the road              | at Western Illinois, May 18-20, 2023            |
| Swept by opponent on the road           | at Dallas Baptist, March 10-12, 2023            |
| Swept a ranked opponent                 | vs. No. 16 Oklahoma State, April 11-May 2, 2023 |
| Score 20 or more runs in a game         | (21) vs. St. Thomas, March 18, 2023             |
| Score 30 or more runs in a game         | vs. Fort Wayne, April 30, 2010                  |
| Won an extra-inning game                | at North Dakota State, April 23, 2023           |
| Lost an extra-inning game               | vs. North Dakota State, March 26, 2021          |
| Had 10-14 hits in a game                | (11) vs TCU, June 16, 2023                      |
| Had 15 or more hits in a game           | (24) vs. Washington, June 3, 2023               |
| Hit back-to-back home runs              | vs SDSU, April 30, 2023 (Cox/McCroskey)         |
| Hit three home runs in an inning        | at Omaha, May 15, 2021                          |
| Hit four or more home runs in an inning | at Fort Wayne, April 30, 2010                   |
| Hit two grand slams in an inning        | at Purdue Fort Wayne, April 26, 2019            |
| Hit exactly three home runs in a game   | vs No. 16 OSU, May 2, 2023                      |
| Hit exactly four home runs in a game    | vs South Dakota State, April 30, 2023           |
| Hit exactly five home runs in a game    | at Omaha, April 7, 2023                         |
| Hit exactly six home runs in a game     | at Fort Wayne, May 1, 2010                      |
| Hit exactly eight home runs in a game   | vs. Western Illinois, April 18, 2008            |
| Hit exactly nine home runs in a game    | at Fort Wayne, April 30, 2010                   |
| Hit 10 home runs in a game              | at Mayville St., May 17, 1991                   |
| Hit two grand slams in a game           | at Little Rock, March 16, 2022                  |
| Scored exactly five runs in an inning   | vs Washington, June 3, 2023                     |
| Scored exactly six runs in an inning    | vs SDSU, May 25, 2023                           |
| Scored exactly seven runs in an inning  | vs. Western Illinois, March 31, 2023            |
| Scored exactly eight runs in an inning  | at Oregon, June 9, 2023                         |
| Scored exactly nine runs in an inning   | vs. Omaha, May 29, 2022                         |
| Scored 10 or more runs in an inning     | (11) at No. 8 LSU, March 5, 2021                |
| Scored 10 or more runs in a loss        | (11) at North Dakota State, April 17, 2021      |
| Allowed 10 or more runs in a game       | (12) vs Washington, June 3, 2023                |
| Allowed 20 or more runs in a game       | (20) at Oklahoma, April 11, 2018                |
| Was one-hit                             | at Texas A&M-Corpus Christi, February 22, 2019  |
| Was two-hit                             | at Wichita St., March 5, 2013                   |
| Pitched 10 or more pitchers             | (10) vs. Central Arkansas, May 10, 2022         |

## NO HITTERS AT ORU

|  |   |
|--|---|
| Nick Jones                                   | vs. Chicago St. (9-0), May 7, 2006                  |
| Taylor McIntyre                              | at Chicago St. (6-0), May 20, 2005                  |
| Dennis Bigley                                | vs. Chicago St. (8-0), April 3, 2004                |
| Tim McCoy, Joe Klancnik and Larry Gryskovich | vs. Southwestern Okla. St. (6-0), February 15, 1986 |
| Roger Lewis and Steve Selberg                | vs. Notre Dame (8-0), March 14, 1983                |
| Warren Hollier                               | vs. Oklahoma Baptist (10-1), March 5, 1977          |
| Steve Cain                                   | vs. Southwest Baptist (14-0), April 27, 1973        |





## ORU SINGLE GAME RECORDS

### BATTING

#### AT-BATS

8 (4x's) last by Kelly Minissale at Centenary (4/11/08)

#### RUNS SCORED

6 Brian Hanson vs. Southern Utah (5/27/04)

#### HITS

7 Jeff Stallings vs. TCU (3/14/99)

#### RBI

9 3x's last by Mike Hill vs. Western Illinois (5/2/99)

#### DOUBLES

3 (17x's) last by Joshua Cox at South Dakota St. (5/20/22)

#### TRIPLES

2 (14x's) last by Justin Quinn vs. Pacific (3/5/22)

#### HOME RUNS

3 (3x's) last by Mac McCroskey vs Northern Illinois (2/17/23)

#### TOTAL BASES

14 Jeff Stallings and Ryan Neill vs. TCU (3/14/99)

#### STOLEN BASES

6 Jeff Stallings vs. Science and Arts Oklahoma (4/2/99)

#### HIT BY PITCH

4 Brett Louis vs. Missouri Southern (2/23/91)

#### STRIKEOUTS

5 (3x's) last by Mac McCroskey at Oklahoma St. (4/19/22)

### WALKS

6 Greg Cottrell vs. Southeastern Oklahoma State (4/12/83)

### INDIVIDUAL PITCHING

#### STRIKEOUTS

19 Chance Chapman vs. Centenary (5/11/07)

#### WALKS

13 Warren Hollier vs. SMU (2/27/80)

#### INNINGS

11.0 (3x's) last by Kyle Irvin vs. Kansas State (5/2/87)

#### RELIEF INNINGS

8.1 Sandy Farrell vs. Oklahoma Christian (4/15/97)

#### HITS ALLOWED

15 (2x's) last by Casey Kirkman vs. Kansas (5/13/95)

### TEAM RECORDS

#### HITS

33 at IPFW (4/30/10)

#### RUNS

34 at IPFW (4/30/10)

#### RUNS/INNING

15 at IPFW (4/30/10; 8th inning)

#### HOME RUNS

10 vs. Maryville State (5/17/91)

### CONSECUTIVE HITS

10 vs. Northern Colorado (5/17/80)

### DOUBLE PLAYS

5 (3x's) last at Texas Tech (2/23/14)

### INNINGS

17 vs. Southwest Missouri State (5/1/88)

### LONGEST GAME

6:15 vs. Baylor (3/11/2000)

### SHORTEST GAME

1:26 vs. Southern Illinois (5/8/78)

### NO-HITTERS

Steve Cain vs Southwest Baptist (5 IP) April 27, 1973

Warren Hollier vs Oklahoma Baptist (7 IP) March 5, 1977

Roger Lewis & Steve Selberg vs Notre Dame March 14, 1983

Tim McCoy, Joe Klancnik & Larry Gryskevich vs SWOSU Feb. 15, 1986

Dennis Bigley vs Chicago State (7 IP) April 3, 2004

Taylor McIntye at Chicago State (9 IP) May 20, 2005

Nick Jones vs Chicago State (7 IP) May 7, 2006

### HIT FOR THE CYCLE

Bob Volk at UC-Riverside March 31, 1977

Eric Vandeventer at Centenary May 5, 1997



**Justin Quinn**  
Most Triples in a Game



**Chance Chapman**  
Most Strikeouts in a Game



## ORU SEASON TOP 10

## BATTING AVERAGE

| RK  | NAME           | YEARS  | AVG. |
|-----|----------------|--------|------|
| 1.  | Steve Holm     | (2000) | .437 |
| 2.  | Pete Schmidt   | (1987) | .430 |
| 3.  | Mark Moore     | (1992) | .427 |
|     | Chris Bittick  | (1992) | .427 |
| 5.  | Mike Dean      | (1998) | .426 |
| 6.  | Ryan Neill     | (1999) | .423 |
| 7.  | Jeff Stallings | (1999) | .417 |
| 8.  | Trevor Leu     | (2001) | .415 |
| 9.  | Brian Van Kirk | (2008) | .414 |
| 10. | Jonah Cox      | (2023) | .412 |

## HOME RUNS

| RK | NAME            | YEARS  | HOME RUNS |
|----|-----------------|--------|-----------|
| 1. | John O'Brien*   | (1991) | 27        |
| 2. | Seth Furmanek   | (2010) | 25        |
| 3. | Mike Hill       | (1999) | 23        |
| 4. | Paul Meade*     | (1991) | 22        |
|    | Rick Vaughn     | (1988) | 22        |
| 6. | George Bjorkman | (1978) | 21        |
| 7. | Ron Henika      | (1983) | 20        |
| 8. | Spencer Henson  | (2019) | 19        |
| 9. | Matt Hogan      | (2023) | 18        |
|    | Tyler Saladino  | (2010) | 18        |
|    | Brian Van Kirk  | (2008) | 18        |
|    | Four More With  |        | 18        |

## AT-BATS

| RK  | NAME           | YEARS  | AT BATS |
|-----|----------------|--------|---------|
| 1.  | Jake McMurray  | (2023) | 271     |
| 2.  | Jonah Cox      | (2023) | 267     |
| 3.  | Mac McCroskey  | (2023) | 262     |
| 4.  | Mike Batesole  | (1985) | 261     |
| 5.  | Bryan Gann     | (2000) | 259     |
| 6.  | Paul Meade*    | (1991) | 257     |
| 7.  | Cam Schiller   | (2012) | 255     |
| 8.  | Tyler Saladino | (2010) | 253     |
|     | Craig Colbert  | (1986) | 253     |
| 10. | Joe Dunlap     | (1985) | 252     |

## RUNS BATTED IN

| RK  | NAME            | YEARS  | RBI's |
|-----|-----------------|--------|-------|
| 1.  | Mike Hill       | (1999) | 88    |
| 2.  | John O'Brien*   | (1991) | 83    |
|     | Paul Meade*     | (1991) | 83    |
| 4.  | David Castillo  | (2002) | 79    |
| 5.  | Steve Holm      | (2000) | 78    |
| 6.  | Tyler Saladino  | (2010) | 76    |
|     | Pete Schmidt    | (1987) | 76    |
| 8.  | Brian Van Kirk  | (2008) | 74    |
| 9.  | Ron Henika      | (1983) | 73    |
| 10. | Three Tied With |        | 71    |

## RUNS SCORED

| RK | NAME             | YEARS  | RUNS |
|----|------------------|--------|------|
| 1. | Steve Hecht      | (1987) | 88   |
| 2. | Danny Boyle      | (2002) | 81   |
|    | Jeff Stallings   | (1999) | 81   |
|    | Paul Meade*      | (1991) | 81   |
| 5. | Tyler Saladino   | (2010) | 75   |
|    | Matt VanDerBosch | (2004) | 75   |
| 7. | Mike Hill        | (1999) | 74   |
|    | Buddy Slep       | (1978) | 74   |
| 9. | Brendan Duffy    | (2008) | 73   |
|    | Jeff Stallings   | (1998) | 73   |

## DOUBLES

| RK | NAME           | YEARS  | DOUBLES |
|----|----------------|--------|---------|
| 1. | Paul Meade*    | (1991) | 28      |
| 2. | David Castillo | (2002) | 23      |
|    | Steve Holm     | (2000) | 23      |
|    | Kevin Jones    | (1989) | 23      |
| 5. | Brian Van Kirk | (2008) | 22      |
|    | Grant Plumley  | (2004) | 22      |
|    | Cory Crosnoe*  | (1991) | 22      |
|    | Mike Shambaugh | (1984) | 22      |
| 9. | Nick Baligod   | (2011) | 21      |
|    | Five More With |        | 21      |

## TOTAL BASES

| RK  | NAME           | YEAR   | TOTAL BASES |
|-----|----------------|--------|-------------|
| 1.  | Paul Meade*    | (1991) | 199         |
| 2.  | John O'Brien*  | (1991) | 189         |
| 3.  | Pete Schmidt   | (1987) | 188         |
| 4.  | Mike Hill      | (1999) | 184         |
| 5.  | Rick Vaughn    | (1988) | 183         |
| 6.  | Jonah Cox      | (2023) | 175         |
| 7.  | Brian Van Kirk | (2008) | 174         |
| 8.  | Steve Holm     | (2000) | 172         |
| 9.  | Tyler Saladino | (2010) | 170         |
| 10. | Ryan Neill     | (1999) | 166         |

## HITS

| RK | NAME             | YEAR   | HITS |
|----|------------------|--------|------|
| 1. | Jonah Cox        | (2023) | 110  |
| 2. | Steve Holm       | (2000) | 104  |
| 3. | Paul Meade*      | (1991) | 101  |
| 4. | Brian Van Kirk   | (2008) | 98   |
|    | Eric Vandeventer | (2000) | 98   |
|    | Mike Dean        | (1998) | 98   |
| 7. | Tyler Saladino   | (2010) | 96   |
|    | Adam Casillas    | (1987) | 96   |
| 9. | Bryan Gann       | (2000) | 95   |
|    | Jeff Stallings   | (1999) | 95   |
|    | Pete Schmidt     | (1987) | 95   |

## TRIPLES

| RK | NAME             | YEAR   | TRIPLES |
|----|------------------|--------|---------|
| 1. | Rich Rozek       | (1971) | 9       |
| 2. | Steve Hecht      | (1987) | 8       |
|    | Page Odle        | (1985) | 8       |
|    | Jonah Cox        | (2023) | 8       |
| 5. | Matt VanDerBosch | (2004) | 7       |
|    | Jason Clements   | (1999) | 7       |
|    | Paul Meade       | (1989) | 7       |
| 8. | Chad Stewart     | (2002) | 6       |
|    | Paul Weeks       | (1998) | 6       |
|    | Four More With   |        | 6       |

## SLUGGING PERCENTAGE

| RK                   | NAME           | YEARS  | SLG. % |
|----------------------|----------------|--------|--------|
| 1.                   | John O'Brien*  | (1991) | .900   |
| 2.                   | Rick Vaughn    | (1988) | .851   |
|                      | Pete Schmidt   | (1987) | .851   |
| 4.                   | Joe Spence     | (1976) | .837   |
| 5.                   | Mike Hill      | (1999) | .814   |
| 6.                   | Rick Vaughn    | (1987) | .804   |
| 7.                   | Ryan Neill     | (1999) | .798   |
| 8.                   | Paul Meade*    | (1991) | .774   |
| 9.                   | Bob Volk       | (1977) | .772   |
| 10.                  | Spencer Henson | (2019) | .768   |
| (Minimum 75 at-bats) |                |        |        |

## WALKS

| RK | NAME             | YEARS  | WALKS |
|----|------------------|--------|-------|
| 1. | Pete Schmidt     | (1987) | 64    |
| 2. | Page Odle        | (1985) | 59    |
| 3. | Danny Boyle      | (2002) | 58    |
| 4. | Cory Crosnoe*    | (1990) | 56    |
|    | Page Odle        | (1984) | 56    |
| 6. | Adam Casillas    | (1985) | 54    |
|    | Keith Mucha      | (1982) | 54    |
| 8. | Matt VanDerBosch | (2004) | 53    |
| 9. | Cory Crosnoe*    | (1991) | 52    |
|    | Keith Miller     | (1983) | 52    |

## SACRIFICE FLIES

| RK | NAME                | YEARS  | SAC FLIES |
|----|---------------------|--------|-----------|
| 1. | Grant Plumley       | (2004) | 11        |
| 2. | David Castillo      | (2002) | 9         |
| 3. | David Geneo         | (2008) | 8         |
|    | Dennis Bigley       | (2005) | 8         |
|    | Derrick Dowling*    | (1991) | 8         |
| 6. | Cam Schiller        | (2011) | 7         |
|    | Ryan Groth          | (2008) | 7         |
|    | Eric Thornton       | (2002) | 7         |
|    | Andrew Mosher       | (1999) | 7         |
|    | Four More Tied With |        | 7         |

## PUTOUTS

| RK  | NAME             | YEARS  | PUTOUTS |
|-----|------------------|--------|---------|
| 1.  | Jared Schlehuber | (2012) | 574     |
| 2.  | Mike Shambaugh   | (1985) | 573     |
| 3.  | Ron Henika       | (1982) | 556     |
| 4.  | Chris Williams   | (2013) | 534     |
| 5.  | Mike Shambaugh   | (1986) | 524     |
| 6.  | Brent Williams   | (2017) | 517     |
| 7.  | Chad Rothford    | (2007) | 513     |
| 8.  | Mike Shambaugh   | (1984) | 497     |
| 9.  | Jake McMurray    | (2023) | 484     |
| 10. | Seth Furmanek    | (2009) | 481     |
|     | Ryan Neill       | (1999) | 481     |

## HIT BY PITCH

| RK | NAME               | YEARS  | HIT BY PITCH |
|----|--------------------|--------|--------------|
| 1. | Brett Louis        | (1989) | 23           |
| 2. | Brett Casper       | (1996) | 22           |
|    | Brett Louis*       | (1991) | 22           |
| 4. | Josh Lex           | (2004) | 18           |
| 5. | Brendan Duffy      | (2008) | 17           |
|    | Danny Boyle        | (2002) | 17           |
|    | Pat Johnson*       | (1990) | 17           |
| 8. | Jake Kahaulelio    | (2007) | 16           |
| 9. | Pat Warfle         | (2007) | 15           |
|    | Two More Tied With |        | 15           |

## SACRIFICE HITS

| RK  | NAME           | YEARS  | SAC HITS |
|-----|----------------|--------|----------|
| 1.  | Brandon Healy  | (2014) | 21       |
| 2.  | Doug Bernier   | (2002) | 19       |
| 3.  | Kevin Cho      | (2012) | 17       |
| 4.  | Brian Aguilar  | (2005) | 15       |
| 5.  | Kevin Cho      | (2013) | 14       |
|     | Brandon Healy  | (2012) | 14       |
|     | Joey Winiecki  | (2010) | 14       |
|     | Doug Bernier   | (2001) | 14       |
|     | David Allen    | (1982) | 14       |
| 10. | Four Tied With |        | 13       |

## ASSISTS

| RK  | NAME           | YEARS  | AST |
|-----|----------------|--------|-----|
| 1.  | Steve Wolff    | (1982) | 202 |
| 2.  | Joe Dunlap     | (1985) | 201 |
| 3.  | Cam Schiller   | (2012) | 197 |
| 4.  | Tyler Saladino | (2010) | 195 |
| 5.  | Steve Holm     | (2000) | 190 |
|     | Mac McCroskey  | (2023) | 190 |
| 7.  | Cam Schiller   | (2011) | 189 |
| 8.  | Grant Plumley  | (2004) | 188 |
|     | Bryan Gann     | (2000) | 188 |
| 10. | Doug Bernier   | (2002) | 185 |

## STOLEN BASES

| RK  | NAME             | YEARS  | STEALS |
|-----|------------------|--------|--------|
| 1.  | Steve Hecht      | (1987) | 66     |
| 2.  | Jeff Stallings   | (1999) | 49     |
| 3.  | Matt VanDerBosch | (2004) | 44     |
| 4.  | Danny Boyle      | (2002) | 38     |
| 5.  | Danny Boyle      | (2001) | 35     |
|     | Jason Clements   | (1999) | 35     |
|     | Bryan Gann       | (1999) | 35     |
| 8.  | Ryan Welborn     | (2004) | 31     |
| 9.  | Diego Rodriguez  | (1996) | 29     |
| 10. | Ryan Welborn     | (2003) | 28     |
|     | Jonah Cox        | (2023) | 28     |

## ERRORS

| RK | NAME             | YEARS  | ERRORS |
|----|------------------|--------|--------|
| 1. | Kevin Snyder*    | (1990) | 31     |
| 2. | Paul Meade*      | (1991) | 28     |
| 3. | Andrew Mosher    | (1998) | 27     |
|    | Bob Volk         | (1978) | 27     |
| 5. | Gary D'Onofrio   | (1977) | 26     |
| 6. | Michael Hollimon | (2005) | 24     |
|    | Mike Batesole    | (1985) | 24     |
| 8. | Brian Rios       | (1996) | 23     |
|    | Derek Duncan     | (1995) | 23     |
|    | Two More With    |        | 23     |

## APPEARANCES

| RK | NAME            | YEARS  | APP. |
|----|-----------------|--------|------|
| 1. | Dallas Martin   | (2001) | 34   |
|    | Cade Denton     | (2023) | 34   |
| 3. | Riley Stephens  | (2000) | 32   |
| 4. | Dallas Martin   | (2002) | 31   |
| 5. | Lars Liguori    | (2011) | 30   |
|    | Justin Ramsey   | (2004) | 30   |
|    | Jeff Eddings*   | (1991) | 30   |
|    | Jordan Romano   | (2014) | 30   |
| 9. | Brady Womacks   | (2016) | 30   |
|    | Lars Liguori    | (2012) | 29   |
|    | Justin Ramsey   | (2003) | 29   |
|    | Marc Patterson* | (1991) | 29   |

## WINS

| RK | NAME            | YEARS  | WINS |
|----|-----------------|--------|------|
| 1. | Michael Rogers  | (2001) | 14   |
|    | Ron Meridith    | (1978) | 14   |
| 3. | Carlos Luna     | (2008) | 13   |
|    | Dennis Bigley   | (2004) | 13   |
|    | Tim McCoy       | (1986) | 13   |
|    | Rogers Lewis    | (1983) | 13   |
| 7. | Michael Rogers  | (2002) | 12   |
|    | Derek Dixon     | (1998) | 12   |
|    | Kurt Burgess*   | (1991) | 12   |
|    | Three More With |        | 12   |

## INNINGS PITCHED

| RK  | NAME           | YEARS  | INNINGS PITCHED |
|-----|----------------|--------|-----------------|
| 1.  | Tim McCoy      | (1986) | 147.0           |
| 2.  | Chris Dooley   | (1996) | 130.1           |
| 3.  | Mike Moore     | (1981) | 124.2           |
| 4.  | Mike Knox      | (1985) | 124.0           |
|     | Ron Meridith   | (1978) | 124.0           |
| 6.  | Michael Rogers | (2002) | 123.0           |
| 7.  | Michael Rogers | (2001) | 121.1           |
| 8.  | Kyle Irvin     | (1987) | 118.2           |
|     | Tim McCoy      | (1985) | 118.2           |
| 10. | Chris Dooley   | (1995) | 118.1           |



# ORU SEASON TOP 10/FRESHMAN SEASON TOP 10

| STARTS                           |                    |        |                  |
|----------------------------------|--------------------|--------|------------------|
| RK                               | NAME               | YEARS  | STARTS           |
| 1.                               | Jordan Gerk        | (2000) | 19               |
|                                  | Chris Dooley       | (1996) | 19               |
|                                  | Greg Jackson*      | (1991) | 19               |
|                                  | Kurt Burgess*      | (1991) | 19               |
|                                  | Roger Lewis        | (1984) | 19               |
| 6.                               | Alex Gonzalez      | (2011) | 18               |
|                                  | Michael Rogers     | (2002) | 18               |
|                                  | Mike Rose          | (2000) | 18               |
|                                  | Tim McCoy          | (1986) | 18               |
|                                  | Three More With    |        | 18               |
| COMPLETE GAMES                   |                    |        |                  |
| RK                               | NAME               | YEARS  | COMPLETE GAMES   |
| 1.                               | Ron Meridith       | (1978) | 12               |
| 2.                               | Mike Moore         | (1981) | 11               |
|                                  | Mike Moore         | (1980) | 11               |
| 4.                               | Kurt Burgess*      | (1990) | 9                |
|                                  | Tim McCoy          | (1986) | 9                |
| 6.                               | Derek Dixon        | (1998) | 8                |
|                                  | David Marcon*      | (1990) | 8                |
|                                  | Bob Macias         | (1979) | 8                |
|                                  | Ron Meridith       | (1977) | 8                |
|                                  | Three More With    |        | 8                |
| FEWEST HITS PER 9 INNINGS        |                    |        |                  |
| RK                               | NAME               | YEARS  | HITS PER NINE    |
| 1.                               | Todd Burns         | (1983) | 5.3              |
| 2.                               | Taylor McIntyre    | (2004) | 5.5              |
| 3.                               | Marc Patterson*    | (1992) | 5.7              |
| 4.                               | Dennis Bigley      | (2005) | 5.9              |
|                                  | Jack Cheney        | (1972) | 5.9              |
| 6.                               | Ricky Gore         | (1989) | 6.1              |
| 7.                               | Chance Chapman     | (2007) | 6.3              |
|                                  | Daniel Greenwalt   | (2005) | 6.3              |
|                                  | Ray Kawczyk        | (1981) | 6.3              |
| 10.                              | Drew Bowen         | (2011) | 6.4              |
|                                  | Cade Denton        | (2023) | 6.4              |
| (Minimum 50 IP)                  |                    |        |                  |
| RELIEF APPEARANCES               |                    |        |                  |
| RK                               | NAME               | YEAR   | RELIEF APP.      |
| 1.                               | Dallas Martin      | (2001) | 34               |
|                                  | Cade Denton        | (2023) | 34               |
| 3.                               | Riley Stephens     | (2000) | 32               |
| 4.                               | Lars Ligouri       | (2011) | 30               |
|                                  | Dallas Martin      | (2002) | 30               |
|                                  | Jeff Eddings*      | (1991) | 30               |
| 7.                               | Brady Womacks      | (2016) | 29               |
|                                  | Jordan Romano      | (2014) | 29               |
|                                  | Lars Ligouri       | (2012) | 29               |
|                                  | Justin Ramsey      | (2003) | 29               |
| SHUTOUTS                         |                    |        |                  |
| RK                               | NAME               | YEAR   | SHUTOUTS         |
| 1.                               | Dennis Bigley      | (2005) | 8                |
| 2.                               | Dennis Bigley      | (2004) | 4                |
|                                  | Dane Tower         | (2004) | 4                |
|                                  | Rene Recio         | (2002) | 4                |
|                                  | Dallas Martin      | (2002) | 4                |
|                                  | Greg Jackson*      | (1991) | 4                |
|                                  | Jack Cheney        | (1972) | 4                |
|                                  | Jack Cheney        | (1971) | 4                |
| 9.                               | Alex Gonzalez      | (2012) | 3                |
|                                  | 11 More With       |        | 3                |
| STRIKEOUTS                       |                    |        |                  |
| RK                               | NAME               | YEAR   | STRIKEOUTS       |
| 1.                               | Michael Rogers     | (2001) | 137              |
| 2.                               | Mark Serrano       | (2009) | 132              |
| 3.                               | Chance Chapman     | (2007) | 127              |
| 4.                               | Alex Gonzalez      | (2013) | 126              |
| 5.                               | Chris Dooley       | (1996) | 124              |
| 6.                               | Mike Rogers        | (2002) | 119              |
| 7.                               | Jerry Sullivan     | (2009) | 116              |
| 8.                               | Derek Dixon        | (1998) | 115              |
| 9.                               | Tim McCoy          | (1986) | 111              |
| 10.                              | Ron Meridith       | (1978) | 109              |
| EARNED RUN AVERAGE               |                    |        |                  |
| RK                               | NAME               | YEARS  | ERA              |
| 1.                               | Jack Cheney        | (1972) | 1.26             |
| 2.                               | Chance Chapman     | (2007) | 1.34             |
| 3.                               | Mike Moore         | (1980) | 1.55             |
| 4.                               | Miguel Ausua       | (2017) | 1.65             |
| 5.                               | Drew Bowen         | (2011) | 1.73             |
| 6.                               | Todd Burns         | (1983) | 1.74             |
| 7.                               | Jeff Eddings       | (1994) | 1.76             |
| 8.                               | Joe Spring         | (2012) | 1.78             |
| 9.                               | Dennis Bigley      | (2005) | 1.81             |
| 10.                              | Alex Gonzalez      | (2023) | 1.83             |
| (Minimum 50 IP)                  |                    |        |                  |
| SAVES                            |                    |        |                  |
| RK                               | NAME               | YEARS  | SAVES            |
| 1.                               | Cade Denton        | (2023) | 15               |
|                                  | Jackson Markert    | (2000) | 15               |
| 2.                               | Brady Womacks      | (2016) | 14               |
|                                  | Kyler Stout        | (2018) | 14               |
| 5.                               | Justin Ramsey      | (2004) | 13               |
| 6.                               | Jordan Romano      | (2014) | 12               |
| 7.                               | Kyler Stout        | (2017) | 11               |
|                                  | Anthony Sequeira   | (2015) | 11               |
|                                  | Dallas Martin      | (2001) | 11               |
|                                  | Matt Hoffman       | (1999) | 11               |
|                                  | Todd Burns         | (1983) | 11               |
| STRIKEOUTS PER 9 INNINGS         |                    |        |                  |
| RK                               | NAME               | YEARS  | STRIKEOUTS PER 9 |
| 1.                               | Mark Serrano       | (2009) | 13.8             |
| 2.                               | Cade Denton        | (2023) | 12.4             |
| 3.                               | Chance Chapman     | (2007) | 12.2             |
| 4.                               | Rene Recio         | (2002) | 11.3             |
| 5.                               | Jeremy Hefner      | (2007) | 11.2             |
| 6.                               | Stockton Davis     | (2002) | 11.0             |
| 7.                               | Stockton Davis     | (2000) | 10.9             |
| 8.                               | Trevor Leu         | (2001) | 10.8             |
| 9.                               | Ledgend Smith      | (2022) | 10.7             |
|                                  | Jerry Sullivan     | (2009) | 10.7             |
| (Minimum 50 IP)                  |                    |        |                  |
| FRESHMAN RECORDS                 |                    |        |                  |
| BATTING AVERAGE                  |                    |        |                  |
| RK                               | NAME               | YEARS  | AVG.             |
| 1.                               | Greg Davis         | (1970) | .366             |
| 2.                               | David Castillo     | (2001) | .361             |
| 3.                               | Matt Whatley       | (2015) | .355             |
| 4.                               | Derek Duncan       | (1992) | .354             |
| 5.                               | Kelvin Torve       | (1979) | .349             |
| 6.                               | Bob Zupcic         | (1985) | .347             |
| RUNS                             |                    |        |                  |
| RK                               | NAME               | YEARS  | RUNS             |
| 1.                               | Matt Whatley       | (2015) | 56               |
| 2.                               | Bob Zupcic         | (1985) | 53               |
| 3.                               | Jeff Stallings     | (1997) | 48               |
| 4.                               | Mike Batesole      | (1983) | 47               |
| 5.                               | Mike Shambaugh     | (1984) | 45               |
| 6.                               | Jose Trevino       | (2012) | 44               |
| HITS                             |                    |        |                  |
| RK                               | NAME               | YEARS  | HITS             |
| 1.                               | Jose Trevino       | (2012) | 78               |
| 2.                               | Matt Whatley       | (2015) | 76               |
| 3.                               | Bob Zupcic         | (1985) | 74               |
| 4.                               | Eric Thornton      | (2002) | 73               |
| 5.                               | Mike Shambaugh     | (1984) | 60               |
|                                  | Mike Batsole       | (1984) | 60               |
| 7.                               | Kelly Minissale    | (2005) | 49               |
| 8.                               | Isaac Coffey       | (2019) | 47               |
| RUNS BATTED IN                   |                    |        |                  |
| RK                               | NAME               | YEARS  | RBI's            |
| 1.                               | Jose Trevino       | (2012) | 57               |
| 2.                               | Eric Thornton      | (2002) | 52               |
| 3.                               | Bob Zupcic         | (1985) | 47               |
| 4.                               | Matt Whatley       | (2015) | 44               |
| 5.                               | Ryan Neill         | (1997) | 40               |
|                                  | Mike Batsole       | (1984) | 40               |
| 7.                               | Craig Colbert      | (1984) | 39               |
| DOUBLES                          |                    |        |                  |
| RK                               | NAME               | YEARS  | DOUBLES          |
| 1.                               | Mike Shambaugh     | (1984) | 22               |
| 2.                               | Eric Thornton      | (2002) | 20               |
| 3.                               | Jose Trevino       | (2012) | 18               |
|                                  | Bob Zupcic         | (1985) | 18               |
| 5.                               | Mike Batesole      | (1983) | 17               |
| 6.                               | Matt Whatley       | (2015) | 16               |
| 7.                               | Eric Vandeventer   | (1997) | 14               |
| STOLEN BASES                     |                    |        |                  |
| RK                               | NAME               | YEARS  | STEALS           |
| 1.                               | Steve Hecht        | (1984) | 18               |
| 2.                               | Jeff Stallings     | (1997) | 17               |
| 3.                               | Tommy Thompson     | (1970) | 16               |
|                                  | Matt Whatley       | (2015) | 16               |
| 5.                               | Bob Zupcic         | (1985) | 13               |
| 6.                               | Greg Davis         | (1970) | 12               |
| TRIPLES                          |                    |        |                  |
| RK                               | NAME               | YEAR   | TRIPLES          |
| 1.                               | Bob Zupcic         | (1985) | 5                |
| 2.                               | Matt Whatley       | (2015) | 3                |
|                                  | Jose Trevino       | (2012) | 3                |
|                                  | Ron Henika         | (1980) | 3                |
| 5.                               | Seven Tied With    |        | 2                |
| HOME RUNS                        |                    |        |                  |
| RK                               | NAME               | YEAR   | HOME RUNS        |
| 1.                               | Jose Trevino       | (2012) | 13               |
| 2.                               | Craig Colbert      | (1984) | 11               |
| 3.                               | Mike Batesole      | (1983) | 10               |
| 4.                               | Mike Shambaugh     | (1984) | 9                |
| 5.                               | Ryan Neill         | (1997) | 8                |
| 6.                               | Eric Thornton      | (2002) | 7                |
| 7.                               | Isaac Coffey       | (2019) | 6                |
| EARNED RUN AVERAGE               |                    |        |                  |
| RK                               | NAME               | YEAR   | ERA              |
| 1.                               | Jack Cheney        | (1970) | 2.01             |
| 2.                               | Jerry Sullivan     | (2007) | 2.04             |
| 3.                               | Bob Macias         | (1978) | 2.21             |
| 4.                               | Bruce Heiser       | (1978) | 2.24             |
| 5.                               | Larry Tolbert      | (1971) | 2.26             |
| 6.                               | Taylor McIntyre    | (2003) | 2.27             |
| (Minimum 50 IP or 1 IP per game) |                    |        |                  |
| APPEARANCES                      |                    |        |                  |
| RK                               | NAME               | YEAR   | APPEARANCES      |
| 1.                               | Josh McMinn        | (2016) | 24               |
|                                  | Trey Wolf          | (2019) | 24               |
| 3.                               | Stockton Davis     | (1999) | 23               |
| 4.                               | Kyler Stout        | (2014) | 22               |
|                                  | Todd Burns         | (1982) | 22               |
|                                  | Mike Knox          | (1982) | 22               |
| 7.                               | Guillermo Trujillo | (2013) | 21               |
|                                  | Rick Stewart       | (1978) | 21               |
| WINS                             |                    |        |                  |
| RK                               | NAME               | YEARS  | WINS             |
| 1.                               | Tim McCoy          | (1985) | 11               |
| 2.                               | Rick Stewart       | (1978) | 10               |
| 3.                               | Warren Holliver    | (1977) | 9                |
| 4.                               | Alex Gonzalez      | (2012) | 8                |
|                                  | Rene Recio         | (2001) | 8                |
|                                  | Larry Tolbert      | (1971) | 8                |
| SAVES                            |                    |        |                  |
| RK                               | NAME               | YEARS  | SAVES            |
| 1.                               | Mike Knox          | (1982) | 6                |
| 2.                               | Todd Burns         | (1982) | 4                |
|                                  | Bob Macias         | (1978) | 4                |
| 4.                               | Michael Howes      | (1995) | 3                |
| 5.                               | Mike Moore         | (1979) | 2                |
| INNINGS PITCHED                  |                    |        |                  |
| RK                               | NAME               | YEARS  | INNINGS PITCHED  |
| 1.                               | Tim McCoy          | (1985) | 118.2            |
| 2.                               | Alex Gonzalez      | (2011) | 105.2            |
| 3.                               | Rick Stewart       | (1978) | 96.1             |
| 4.                               | Warren Holliver    | (1977) | 94.1             |
| 5.                               | Rene Recio         | (2001) | 89.0             |
| 6.                               | Dusty Barrett      | (1996) | 79.2             |
| STRIKEOUTS                       |                    |        |                  |
| RK                               | NAME               | YEARS  | STRIKEOUTS       |
| 1.                               | Tim McCoy          | (1985) | 101              |
| 2.                               | Alex Gonzalez      | (2011) | 100              |
| 3.                               | Rene Recio         | (2001) | 91               |
| 4.                               | Warren Holliver    | (1977) | 81               |
| 5.                               | Alex Chalfant      | (2003) | 60               |
| 6.                               | Dusty Barrett      | (1996) | 60               |
| 7.                               | Josh McMinn        | (2016) | 56               |
|                                  | Isaac Coffey       | (2019) | 56               |

\* Accomplished at the NAIA level





ORU CAREER TOP 10

GAMES PLAYED

| RK  | NAME                 | YEARS               | GAMES      |
|-----|----------------------|---------------------|------------|
| 1.  | Mike Shambaugh       | (1984-87)           | 240        |
| 2.  | Eric Vandeventer     | (1997-2000)         | 239        |
| 3.  | Steve Hecht          | (1984-87)           | 238        |
| 4.  | Adam Casillas        | (1984-87)           | 235        |
| 5.  | Matt Dobson          | (1991-94)           | 226        |
| 6.  | Jeff Stallings       | (1997-2000)         | 225        |
|     | <b>Jake McMurray</b> | <b>(2019-Pres.)</b> | <b>225</b> |
| 8.  | Ryan Neill           | (1997-2000)         | 220        |
| 9.  | David Allen          | (1980-83)           | 219        |
| 10. | Noah Cummings        | (2015-18)           | 218        |

HITS

| RK  | NAME                 | YEARS               | HITS       |
|-----|----------------------|---------------------|------------|
| 1.  | Adam Casillas        | (1984-87)           | 304        |
| 2.  | Eric Vandeventer     | (1997-2000)         | 288        |
| 3.  | Jeff Stallings       | (1997-2000)         | 286        |
| 4.  | Noah Cummings        | (2015-18)           | 280        |
| 5.  | Mike Shambaugh       | (1984-87)           | 277        |
| 6.  | <b>Jake McMurray</b> | <b>(2019-Pres.)</b> | <b>270</b> |
| 7.  | Bryan Gann           | (1998-2000)         | 250        |
| 8.  | Steve Hecht          | (1984-87)           | 247        |
| 9.  | Kelly Minissale      | (2005-08)           | 246        |
| 10. | Pete Schmidt         | (1985-88)           | 239        |

RUNS BATTED IN

| RK  | NAME             | YEARS       | RBI |
|-----|------------------|-------------|-----|
| 1.  | Noah Cummings    | (2015-18)   | 200 |
| 2.  | Ryan Neill       | (1997-2000) | 199 |
| 3.  | Mike Shambaugh   | (1984-87)   | 195 |
| 4.  | Mike Hill        | (1996-99)   | 188 |
| 5.  | Eric Vandeventer | (1997-2000) | 186 |
| 6.  | Pete Schmidt     | (1985-88)   | 184 |
| 7.  | David Castillo   | (2001-04)   | 179 |
| 8.  | Adam Casillas    | (1984-87)   | 176 |
| 9.  | Ron Henika       | (1980-83)   | 170 |
| 10. | Mike Batesole    | (1983-85)   | 148 |

BATTING AVERAGE

| RK  | NAME             | YEARS     | AVG. |
|-----|------------------|-----------|------|
| 1.  | Chris Bittick    | (1992-93) | .405 |
| 2.  | Pete Schmidt     | (1985-88) | .388 |
| 3.  | Matt VanDerBosch | (2003-04) | .378 |
| 4.  | Nick Baligod     | (2010-11) | .376 |
| 5.  | Steve Holm       | (2000-01) | .371 |
| 6.  | David Castillo   | (2001-04) | .370 |
| 7.  | Adam Casillas    | (1984-87) | .367 |
| 8.  | Richard Rozek    | (1970-73) | .362 |
| 9.  | Tommy Thompson   | (1970-73) | .358 |
| 10. | Two Tied With    |           | .356 |

DOUBLES

| RK  | NAME             | YEARS       | DOUBLES |
|-----|------------------|-------------|---------|
| 1.  | Adam Casillas    | (1984-87)   | 66      |
|     | Eric Vandeventer | (1997-2000) | 66      |
| 3.  | Mike Shambaugh   | (1984-87)   | 60      |
| 4.  | Mike Hill        | (1996-99)   | 55      |
| 5.  | Bob Zupcic       | (1985-87)   | 53      |
| 6.  | Bryan Gann       | (1998-2000) | 52      |
| 7.  | Noah Cummings    | (2015-18)   | 51      |
| 8.  | Pete Schmidt     | (1985-88)   | 47      |
| 9.  | Ryan Neill       | (1997-2000) | 46      |
| 10. | Mike Batesole    | (1983-85)   | 45      |

STOLEN BASES

| RK  | NAME             | YEARS       | STOLEN BASES |
|-----|------------------|-------------|--------------|
| 1.  | Steve Hecht      | (1984-87)   | 130          |
| 2.  | Jeff Stallings   | (1997-2000) | 115          |
| 3.  | Danny Boyle      | (2001-02)   | 73           |
| 4.  | Matt VanDerBosch | (2003-04)   | 71           |
| 5.  | Paul Freeman     | (1991-94)   | 67           |
| 6.  | Bryan Gann       | (1997-2000) | 66           |
| 7.  | Matt Dobson      | (1991-94)   | 62           |
|     | Eric Vandeventer | (1997-2000) | 62           |
| 9.  | Ryan Welborn     | (2003-04)   | 59           |
| 10. | Erick Donaldson  | (2000-02)   | 55           |

AT-BATS

| RK  | NAME                 | YEARS               | AT-BATS    |
|-----|----------------------|---------------------|------------|
| 1.  | <b>Jake McMurray</b> | <b>(2019-Pres.)</b> | <b>878</b> |
| 2.  | Mike Shambaugh       | (1984-87)           | 869        |
| 3.  | Noah Cummings        | (2015-18)           | 839        |
| 4.  | Adam Casillas        | (1984-87)           | 828        |
| 5.  | Eric Vandeventer     | (1997-2000)         | 822        |
| 6.  | Jeff Stallings       | (1997-2000)         | 818        |
| 7.  | Kelly Minissale      | (2005-08)           | 801        |
| 8.  | Steve Hecht          | (1984-87)           | 791        |
| 9.  | Nick Roark           | (2015-2018)         | 781        |
| 10. | David Allen          | (1980-83)           | 735        |

TRIPLES

| RK | NAME             | YEARS     | TRIPLES |
|----|------------------|-----------|---------|
| 1. | Richard Rozek    | (1970-73) | 15      |
| 2. | Steve Hecht      | (1984-87) | 14      |
| 3. | Chris Bittick    | (1992-93) | 11      |
|    | Matt VanDerBosch | (2003-04) | 11      |
| 5. | Paul Meade       | (1988-91) | 10      |

WALKS

| RK  | NAME                 | YEAR                | WALKS      |
|-----|----------------------|---------------------|------------|
| 1.  | Matt Dobson          | (1991-94)           | 161        |
| 2.  | Adam Casillas        | (1984-87)           | 160        |
| 3.  | Pete Schmidt         | (1985-88)           | 144        |
| 4.  | <b>Jake McMurray</b> | <b>(2019-Pres.)</b> | <b>138</b> |
| 5.  | Jeff Stallings       | (1997-2000)         | 133        |
| 6.  | Buddy Slemp          | (1975-78)           | 118        |
| 7.  | Matt Whatley         | (2015-17)           | 115        |
|     | Page Odle            | (1984-85)           | 115        |
| 9.  | Mike Shambaugh       | (1984-87)           | 113        |
| 10. | Bob Zupcic           | (1985-87)           | 111        |

RUNS SCORED

| RK  | NAME                 | YEARS               | RUNS       |
|-----|----------------------|---------------------|------------|
| 1.  | Jeff Stallings       | (1997-2000)         | 258        |
| 2.  | Adam Casillas        | (1984-87)           | 219        |
| 3.  | Eric Vandeventer     | (1997-2000)         | 212        |
| 4.  | Steve Hecht          | (1984-87)           | 205        |
| 5.  | Mike Shambaugh       | (1984-87)           | 203        |
| 6.  | Brendan Duffy        | (2006-08)           | 202        |
| 7.  | Ryan Neill           | (1997-2000)         | 189        |
| 8.  | Buddy Slemp          | (1975-78)           | 185        |
| 9.  | <b>Jake McMurray</b> | <b>(2019-Pres.)</b> | <b>177</b> |
| 10. | Matt Dobson          | (1991-94)           | 175        |

HOME RUNS

| RK  | NAME             | YEARS       | HOME RUNS |
|-----|------------------|-------------|-----------|
| 1.  | Ryan Neill       | (1997-2000) | 48        |
| 2.  | Rick Vaughan     | (1986-88)   | 46        |
| 3.  | Seth Furmanek    | (2009-10)   | 42        |
| 4.  | Mike Hill        | (1996-99)   | 39        |
| 5.  | Pete Schmidt     | (1985-88)   | 36        |
|     | Mike Shambaugh   | (1984-87)   | 36        |
|     | Eric Vandeventer | (1997-2000) | 36        |
| 8.  | Noah Cummings    | (2015-18)   | 35        |
| 9.  | Ron Henika       | (1980-83)   | 34        |
| 10. | Two Tied With    |             | 33        |

STRIKEOUTS

| RK  | NAME             | YEARS       | STRIKEOUTS |
|-----|------------------|-------------|------------|
| 1.  | Ryan Neill       | (1997-2000) | 192        |
| 2.  | Kevin Lamb       | (2002-05)   | 160        |
| 3.  | Mike Hill        | (1996-99)   | 143        |
| 4.  | Noah Cummings    | (2015-18)   | 140        |
| 5.  | Caleb Denny      | (2020-2022) | 135        |
| 6.  | Nick Roark       | (2014-2018) | 132        |
| 7.  | Bennett Pickar   | (2010-12)   | 129        |
|     | Matt Dobson      | (1991-94)   | 129        |
| 9.  | Josh Shackelford | (1998-2001) | 128        |
| 10. | Jeff Stallings   | (1997-2000) | 123        |

GAMES PITCHED

| RK | NAME               | YEARS               | GAMES     |
|----|--------------------|---------------------|-----------|
| 1. | Jeff Eddings       | (1990-94)           | 103       |
| 2. | Dallas Martin      | (2000-03)           | 101       |
| 3. | Stockton Davis     | (1999-02)           | 88        |
|    | Kyler Stout        | (2013-18)           | 88        |
| 5. | Todd Burns         | (1982-84)           | 78        |
| 6. | Mike Knox          | (1982-85)           | 76        |
| 7. | <b>Cade Denton</b> | <b>(2021-Pres.)</b> | <b>74</b> |
| 8. | Josh McMinn        | (2016-19)           | 71        |
| 9. | Chris Dooley       | (1993-96)           | 68        |
|    | Bob Macias         | (1978-81)           | 68        |

SAVES

| RK  | NAME               | YEARS               | SAVES     |
|-----|--------------------|---------------------|-----------|
| 1.  | Kyler Stout        | (2014-18)           | 28        |
| 2.  | Jeff Eddings       | (1990-94)           | 25        |
| 3.  | Todd Burns         | (1982-84)           | 23        |
| 4.  | <b>Cade Denton</b> | <b>(2021-Pres.)</b> | <b>22</b> |
| 5.  | Dallas Martin      | (2000-03)           | 19        |
| 6.  | Justin Ramsey      | (2003-04)           | 18        |
| 7.  | Brady Womacks      | (2016-18)           | 15        |
|     | Jackson Markert    | (2000)              | 15        |
| 9.  | T.J. Kelly         | (2008-10)           | 14        |
| 10. | Matt Rush          | (2011-12)           | 13        |

STARTS

| RK | NAME            | YEARS       | STARTS |
|----|-----------------|-------------|--------|
| 1. | Dennis Bigley   | (2002-05)   | 60     |
| 2. | Chris Dooley    | (1993-96)   | 59     |
| 3. | Roger Lewis     | (1981-84)   | 54     |
| 4. | Taylor McIntyre | (2003-06)   | 51     |
| 5. | Drew Bowen      | (2009-13)   | 47     |
|    | Alex Gonzalez   | (2011-13)   | 47     |
|    | Mike Knox       | (1982-85)   | 47     |
| 9. | Josh McMinn     | (2016-19)   | 44     |
|    | Isaac Coffey    | (2019-2022) | 44     |
|    | Dusty Barrett   | (1996-1999) | 44     |
|    | Michael Rogers  | (1998-02)   | 44     |

STRIKEOUTS

| RK  | NAME            | YEARS     | STRIKEOUTS |
|-----|-----------------|-----------|------------|
| 1.  | Michael Rogers  | (1998-02) | 331        |
| 2.  | Chris Dooley    | (1993-96) | 329        |
| 3.  | Dennis Bigley   | (2002-05) | 319        |
| 4.  | Alex Gonzalez   | (2011-13) | 292        |
| 5.  | Josh McMinn     | (2016-19) | 291        |
| 6.  | Jeff Eddings    | (1990-94) | 283        |
| 7.  | Jerry Sullivan  | (2007-09) | 269        |
| 8.  | Rene Recio      | (2001-05) | 263        |
| 9.  | Taylor McIntyre | (2003-06) | 256        |
| 10. | Stockton Davis  | (1999-02) | 240        |

WINS

| RK | NAME           | YEARS     | WINS |
|----|----------------|-----------|------|
| 1. | Dennis Bigley  | (2002-05) | 41   |
| 2. | Chris Dooley   | (1993-96) | 34   |
|    | Michael Rogers | (1998-02) | 34   |
| 4. | Jeff Eddings   | (1990-94) | 33   |
| 5. | Mike Knox      | (1982-85) | 30   |
| 6. | Roger Lewis    | (1981-84) | 29   |
| 7. | Mike Moore     | (1979-81) | 28   |
|    | Josh McMinn    | (2016-19) | 28   |
| 9. | Tim McCoy      | (1985-86) | 24   |
|    | Bob Macias     | (1978-81) | 24   |
|    | Ron Meridith   | (1977-78) | 24   |

COMPLETE GAMES

| RK | NAME            | YEARS     | CG |
|----|-----------------|-----------|----|
| 1. | Mike Moore      | (1979-81) | 24 |
| 2. | Larry Tolbert   | (1971-74) | 21 |
|    | Jack Cheney     | (1970-73) | 21 |
| 4. | Ron Meridith    | (1977-78) | 20 |
| 5. | Terry Unruh     | (1974-77) | 19 |
| 6. | Chris Dooley    | (1993-96) | 18 |
|    | Dennis Bigley   | (2002-05) | 18 |
| 8. | Warren Hollier  | (1977-79) | 16 |
| 9. | Three Tied With |           | 15 |

SHUTOUTS

| RK | NAME          | YEARS       | SHO |
|----|---------------|-------------|-----|
| 1. | Dennis Bigley | (2002-05)   | 17  |
| 2. | Jack Cheney   | (1970-73)   | 10  |
| 3. | Rene Recio    | (2001-05)   | 8   |
| 4. | Alex Gonzalez | (2011-13)   | 7   |
| 5. | Ron Meredith  | (1977-78)   | 6   |
|    | Dallas Martin | (2000-03)   | 6   |
| 7. | Isaac Coffey  | (2019-2022) | 5   |
|    | Greg Jackson  | (1991-92)   | 5   |
|    | Steve Cain    | (1970-73)   | 5   |
|    | Dane Towery   | (2004-05)   | 5   |
|    | Dusty Barrett | (1996-99)   | 5   |

INNINGS PITCHED

| RK  | NAME            | YEARS     | IP    |
|-----|-----------------|-----------|-------|
| 1.  | Chris Dooley    | (1993-96) | 411.0 |
| 2.  | Dennis Bigley   | (2002-05) | 382.2 |
| 3.  | Jeff Eddings    | (1990-94) | 352.2 |
| 4.  | Josh McMinn     | (2016-19) | 322.0 |
| 5.  | Mike Knox       | (1982-85) | 321.2 |
|     | Roger Lewis     | (1981-84) | 321.2 |
| 7.  | Bob Macias      | (1978-81) | 317.1 |
| 8.  | Alex Gonzalez   | (2011-13) | 305.0 |
| 9.  | Mike Moore      | (1979-81) | 296.1 |
| 10. | Taylor McIntyre | (2003-06) | 285.0 |

EARNED RUN AVERAGE

| RK  | NAME               | YEARS               | ERA         |
|-----|--------------------|---------------------|-------------|
| 1.  | Chance Chapman     | (2006-07)           | 1.41        |
| 2.  | Gordon Helm        | (1972-75)           | 1.79        |
| 3.  | <b>Cade Denton</b> | <b>(2021-Pres.)</b> | <b>1.92</b> |
| 4.  | Bud Bartholow      | (1979-81)           | 2.18        |
| 5.  | Joe Spring         | (2011-12)           | 2.23        |
| 6.  | Ron Meridith       | (1977-78)           | 2.24        |
| 7.  | Kyler Stout        | (2014-2018)         | 2.41        |
| 8.  | Jeff Heathcock     | (1980)              | 2.43        |
| 9.  | Jack Cheney        | (1970-73)           | 2.48        |
| 10. | Alex Gonzalez      | (2011-13)           | 2.51        |





## PLAYER PROFILES

**DYLAN WIPPERMAN**

#2 • INF • R/R  
 RSo. • 6-0 • 185  
 Leawood, Kan.  
 Blue Valley HS

| 2023 Season Highs (Last)          | ORU Career Highs (Last)           |
|-----------------------------------|-----------------------------------|
| 1 (7x) at Western Illinois (5/19) | AB 1 (9x) vs. SDSU (4/30/23)      |
| 1 (2x) at Western Illinois (5/19) | H 1 vs. St. Thomas (3/18/23)      |
| 1 vs. St. Thomas (3/18)           | R 1 (3x) vs. St. Thomas (3/18/23) |
|                                   | 2B                                |
|                                   | 3B                                |
|                                   | HR                                |
|                                   | RBI                               |
|                                   | BB                                |
|                                   | SB                                |

| Year          | Avg.        | GP/GS       | AB        | R        | H        | 2B       | 3B       | HR       | RBI      | BB       | SB/ATT     |
|---------------|-------------|-------------|-----------|----------|----------|----------|----------|----------|----------|----------|------------|
| 2021          |             |             |           |          |          |          |          |          |          |          |            |
| 2022          | .000        | 9/0         | 3         | 2        | 0        | 0        | 0        | 0        | 0        | 0        | 0/0        |
| 2023          | .250        | 9/0         | 8         | 1        | 2        | 0        | 0        | 0        | 0        | 0        | 0/0        |
| <b>Totals</b> | <b>.182</b> | <b>18/0</b> | <b>11</b> | <b>3</b> | <b>2</b> | <b>0</b> | <b>0</b> | <b>0</b> | <b>0</b> | <b>0</b> | <b>0/0</b> |

**JAKE MCMURRAY**

#4 • INF • R/R  
 Sr. • 6-1 • 200  
 Tulsa, Okla.  
 Bishop Kelley HS

| 2023 Season Highs (Last)          | ORU Career Highs (Last)                    |
|-----------------------------------|--|
| 6 (5x) vs SDSU (5/27)             | AB 7 vs. Omaha (5/29/22)                   |
| 4 (3x) at Oregon (6/9)            | H 5 vs South Dakota St. (4/30/21)          |
| 3 (4x) at Oregon (6/9)            | R 4 (4x) at Northern Colo. (4/29/22)       |
| 2 vs SDSU (5/27)                  | 2B 2 (2x) vs SDSU (5/27/23)                |
| 1 vs Northern Illinois (2/18)     | 3B 1 (4x) 2 vs Northern Illinois (2/18/23) |
| 2 (2x) vs. SDSU (4/30)            | HR 2 (2x) vs. SDSU (4/30/23)               |
| 3 (6x) at Oregon (6/9)            | RBI 4 (2x) vs. UAPB (3/29/22)              |
| 3 at St. Thomas (5/7)             | BB 4 at Little Rock (3/16/22)              |
| 1 (2x) at Western Illinois (5/19) | SB 1 (5x) at Western Illinois (5/19/23)    |

| Year          | Avg.        | GP/GS          | AB         | R          | H          | 2B        | 3B       | HR        | RBI        | BB         | SB/ATT     |
|---------------|-------------|----------------|------------|------------|------------|-----------|----------|-----------|------------|------------|------------|
| 2019          | .274        | 37/32          | 113        | 23         | 31         | 4         | 0        | 1         | 15         | 28         | 0/0        |
| 2020          | .147        | 12/9           | 34         | 3          | 5          | 0         | 0        | 0         | 1          | 5          | 0/0        |
| 2021          | .343        | 54/53          | 216        | 44         | 74         | 9         | 2        | 3         | 30         | 30         | 2/3        |
| 2022          | .299        | 58/58          | 244        | 48         | 73         | 13        | 1        | 4         | 36         | 35         | 1/2        |
| 2023          | .321        | 64/64          | 271        | 59         | 87         | 14        | 1        | 6         | 47         | 40         | 2/3        |
| <b>Totals</b> | <b>.308</b> | <b>225/216</b> | <b>878</b> | <b>177</b> | <b>270</b> | <b>40</b> | <b>4</b> | <b>14</b> | <b>129</b> | <b>138</b> | <b>5/8</b> |

**HOLDEN BREEZE**

#5 • INF • R/R  
 RJr. • 5-9 • 175  
 Gilbert, Ariz.  
 South Mountain CC

| 2023 Season Highs (Last)           | ORU Career Highs (Last)          |
|------------------------------------|----------------------------------|
| 6 vs. SFA (3/4)                    | AB 7 at No. 3 OSU (4/19/22)      |
| 4 (2x) at Memphis (3/26)           | H 4 (2x) at Memphis (3/26/23)    |
| 3 (2x) vs. SDSU (4/30)             | R 3 (4x) vs. SDSU (4/30/23)      |
| 1 (11x) at Western Illinois (5/20) | 2B 2 at SDSU (5/20/22)           |
|                                    | 3B 1 (2x) vs. Oklahoma (4/26/22) |
| 1 (5x) vs. Oklahoma (4/4)          | HR 1 (8x) vs. Oklahoma (4/4/23)  |
| 2 (12x) vs DBU (6/4)               | RBI 5 at Nebraska (5/17/22)      |
| 3 (2x) at St. Thomas (5/6)         | BB 3 (3x) at St. Thomas (5/6/23) |
| 1 (4x) at Memphis (3/26)           | SB 1 (6x) at Memphis (3/26/23)   |

| Year          | Avg.        | GP/GS          | AB         | R         | H          | 2B        | 3B       | HR       | RBI       | BB        | SB/ATT     |
|---------------|-------------|----------------|------------|-----------|------------|-----------|----------|----------|-----------|-----------|------------|
| 2022          | .337        | 57/56          | 208        | 47        | 70         | 19        | 2        | 3        | 42        | 21        | 2/3        |
| 2023          | .324        | 64/64          | 244        | 49        | 79         | 13        | 0        | 6        | 42        | 33        | 4/6        |
| <b>Totals</b> | <b>.330</b> | <b>121/120</b> | <b>452</b> | <b>96</b> | <b>149</b> | <b>32</b> | <b>2</b> | <b>9</b> | <b>84</b> | <b>54</b> | <b>6/9</b> |

**JONAH COX**

#7 • INF/OF • R/R  
 Jr. • 6-3 • 190  
 Thornton, Colo.  
 Eastern Oklahoma St.

| 2023 Season Highs (Last)          | ORU Career Highs (Last)                 |
|-----------------------------------|---|
| 6 (5x) vs. SDSU (5/27)            | AB 6 (5x) vs SDSU (5/27/23)             |
| 4 (2x) vs SDSU (5/27)             | H 4 (2x) vs SDSU (5/27/23)              |
| 4 vs Western Illinois (3/31)      | R 4 vs Western Illinois (3/31/23)       |
| 2 vs Northern Illinois (2/17)     | 2B 2 vs Northern Illinois (2/17/23)     |
| 1 (8x) at Western Illinois (5/19) | 3B 1 (8x) at Western Illinois (5/19/23) |
| 2 at NDSU (4/21)                  | HR 2 at NDSU (4/21/23)                  |
| 6 vs Washington (6/3)             | RBI 6 vs Washington (6/3/23)            |
| 3 (2x) vs Western Illinois (4/2)  | BB 3 (2x) vs Western Illinois (4/2/23)  |
| 3 vs Western Illinois (3/31)      | SB 3 vs Western Illinois (3/31/23)      |

| Year          | Avg.        | GP/GS        | AB         | R         | H          | 2B        | 3B       | HR        | RBI       | BB        | SB/ATT       |
|---------------|-------------|--------------|------------|-----------|------------|-----------|----------|-----------|-----------|-----------|--------------|
| 2023          | .412        | 64/63        | 267        | 69        | 110        | 16        | 8        | 11        | 67        | 30        | 28/31        |
| <b>Totals</b> | <b>.412</b> | <b>64/63</b> | <b>267</b> | <b>69</b> | <b>110</b> | <b>16</b> | <b>8</b> | <b>11</b> | <b>67</b> | <b>30</b> | <b>28/31</b> |



## PLAYER PROFILES

**BLAZE BROTHERS**

# 8 • INF • R/R

Sr. • 5-10 • 185

Lowell, Ark.

Northeastern State

| Year          | Avg.        | GP/GS        | AB         | R         | H         | 2B        | 3B       | HR        | RBI       | BB        | SB/ATT       |
|---------------|-------------|--------------|------------|-----------|-----------|-----------|----------|-----------|-----------|-----------|--------------|
| 2023          | .301        | 63/62        | 229        | 64        | 69        | 18        | 2        | 12        | 41        | 21        | 22/23        |
| <b>Totals</b> | <b>.301</b> | <b>63/62</b> | <b>229</b> | <b>64</b> | <b>69</b> | <b>18</b> | <b>2</b> | <b>12</b> | <b>41</b> | <b>21</b> | <b>22/23</b> |

**2023 Season Highs (Last)**

|                                    |     |                                       |
|------------------------------------|-----|---------------------------------------|
| 5 (7x) vs Washington (6/3)         | AB  | 5 (7x) vs Washington (6/3/23)         |
| 3 (3x) vs Washington (6/3)         | H   | 3 (3x) vs Washington (6/3/23)         |
| 3 (2x) vs Washington (6/3)         | R   | 3 (2x) vs Washington (6/3/23)         |
| 1 (18x) vs Southern Indiana (5/14) | 2B  | 1 (18x) vs Southern Indiana (5/14/23) |
| 1 (2x) at St. Thomas (5/6)         | 3B  | 1 (2x) at St. Thomas (5/6/23)         |
| 1 (12x) vs TCU (6/16)              | HR  | 1 (12x) vs TCU (6/16/23)              |
| 5 at Memphis (3/24)                | RBI | 5 at Memphis (3/24/23)                |
| 2 (3x) at Oregon (6/9)             | BB  | 2 (3x) at Oregon (6/9/23)             |
| 3 vs. St. Thomas (3/17)            | SB  | 3 vs. St. Thomas (3/17/23)            |

**ORU Career Highs (Last)****MATT HOGAN**

#10 • OF • L/R

RSr. • 6-0 • 200

Melville, N.Y.

South Carolina

| Year          | Avg.        | GP/GS        | AB         | R         | H         | 2B        | 3B       | HR        | RBI       | BB        | SB/ATT      |
|---------------|-------------|--------------|------------|-----------|-----------|-----------|----------|-----------|-----------|-----------|-------------|
| 2023          | .325        | 61/59        | 212        | 59        | 69        | 12        | 3        | 18        | 70        | 51        | 9/11        |
| <b>Totals</b> | <b>.325</b> | <b>61/59</b> | <b>212</b> | <b>59</b> | <b>69</b> | <b>12</b> | <b>3</b> | <b>18</b> | <b>70</b> | <b>51</b> | <b>9/11</b> |

**2023 Season Highs (Last)**

|                                    |     |                                       |
|------------------------------------|-----|---------------------------------------|
| 6 (2x) vs Washington (6/3)         | AB  | 6 (2x) vs Washington (6/3/23)         |
| 4 (2x) vs. SDSU (5/25)             | H   | 4 (2x) vs. SDSU (5/25/23)             |
| 4 at Omaha (4/7)                   | R   | 4 at Omaha (4/7/23)                   |
| 2 at Oklahoma St. (4/11)           | 2B  | 2 at Oklahoma St. (4/11/23)           |
| 1 (3x) vs. Southern Indiana (5/13) | 3B  | 1 (3x) vs. Southern Indiana (5/13/23) |
| 2 at Omaha (4/7)                   | HR  | 2 at Omaha (4/7/23)                   |
| 5 at ACU (3/15)                    | RBI | 5 at ACU (3/15/23)                    |
| 3 (4x) at Oregon (6/11)            | BB  | 3 (4x) at Oregon (6/11/23)            |
| 1 (7x) at St. Thomas (5/6)         | SB  | 1 (7x) at St. Thomas (5/6/23)         |

**ORU Career Highs (Last)****HARLEY GOLLERT**

#11 • LHP • R/L

RSr. • 6-0 • 195

Toronto, Ontario

Austin Peay

| Year          | W-L         | ERA         | APP/GS       | SV       | IP          | H         | R         | ER        | BB        | SO        |
|---------------|-------------|-------------|--------------|----------|-------------|-----------|-----------|-----------|-----------|-----------|
| 2023          | 10-1        | 4.30        | 17/16        | 0        | 88.0        | 83        | 43        | 42        | 31        | 88        |
| <b>Totals</b> | <b>10-1</b> | <b>4.30</b> | <b>17/16</b> | <b>0</b> | <b>88.0</b> | <b>83</b> | <b>43</b> | <b>42</b> | <b>31</b> | <b>88</b> |

**2023 Season Highs (Last)**

|                         |    |                             |
|-------------------------|----|-----------------------------|
| 7.0 (2) vs Omaha (5/24) | IP | 7.0 (2x) vs Omaha (5/24/23) |
| 9 at Memphis (3/25)     | H  | 9 at Memphis (3/25/23)      |
| 8 vs. SFA (3/4)         | SO | 8 vs. SFA (3/4/23)          |
| 4 vs. SFA (3/4)         | BB | 4 vs. SFA (3/4/23)          |

**ORU Career Highs (Last)****MAC MCGROSKEY**

#12 • INF • R/R

RSr. • 6-1 • 180

Springdale, Ark.

Eastern Oklahoma

| Year          | Avg.        | GP/GS          | AB         | R          | H          | 2B        | 3B       | HR        | RBI        | BB        | SB/ATT       |
|---------------|-------------|----------------|------------|------------|------------|-----------|----------|-----------|------------|-----------|--------------|
| 2022          | .322        | 58/58          | 236        | 51         | 76         | 8         | 3        | 5         | 40         | 38        | 6/9          |
| 2023          | .313        | 64/64          | 262        | 67         | 82         | 10        | 2        | 14        | 64         | 34        | 16/21        |
| <b>Totals</b> | <b>.317</b> | <b>122/122</b> | <b>498</b> | <b>118</b> | <b>158</b> | <b>18</b> | <b>5</b> | <b>19</b> | <b>104</b> | <b>72</b> | <b>22/30</b> |

**2023 Season Highs (Last)**

|                               |     |                                       |
|-------------------------------|-----|---------------------------------------|
| 6 (3x) vs Washington (6/3)    | AB  | 6 (7x) vs Washington (6/3/23)         |
| 3 (10x) at Oregon (6/9)       | H   | 4 (2x) vs. Central Arkansas (5/10/22) |
| 4 vs. SDSU (4/30)             | R   | 4 (2x) vs. SDSU (4/30/23)             |
| 2 at Western Illinois (5/19)  | 2B  | 2 at Western Illinois (5/19/23)       |
| 1 (2x) vs. SDSU (5/25)        | 3B  | 1 (5x) vs. SDSU (5/25/23)             |
| 3 vs Northern Illinois (2/17) | HR  | 3 vs Northern Illinois (2/17)         |
| 6 vs Northern Illinois (2/17) | RBI | 7 vs. Omaha (5/29/22)                 |
| 3 (2x) vs. St. Thomas (3/17)  | BB  | 3 (2x) vs. St. Thomas (3/18/23)       |
| 2 (2x) vs. SFA (3/3)          | SB  | 2 (2x) vs. SFA (3/4/23)               |

**ORU Career Highs (Last)**





## PLAYER PROFILES

**JUSTIN QUINN**

#13 • OF • L/R  
Sr. • 6-1 • 185  
Chandler, Ariz.  
South Mountain CC

| Year          | Avg.        | GP/GS        | AB         | R         | H          | 2B        | 3B       | HR       | RBI       | BB        | SB/ATT       |
|---------------|-------------|--------------|------------|-----------|------------|-----------|----------|----------|-----------|-----------|--------------|
| 2022          | .280        | 39/32        | 125        | 24        | 35         | 4         | 3        | 1        | 21        | 16        | 4/6          |
| 2023          | .363        | 45/45        | 190        | 55        | 69         | 11        | 0        | 7        | 39        | 15        | 8/8          |
| <b>Totals</b> | <b>.330</b> | <b>84/77</b> | <b>315</b> | <b>79</b> | <b>104</b> | <b>15</b> | <b>3</b> | <b>8</b> | <b>60</b> | <b>31</b> | <b>12/14</b> |

| 2023 Season Highs (Last)           |     | ORU Career Highs (Last)               |
|------------------------------------|-----|---------------------------------------|
| 6 (2x) at Western Illinois (5/19)  | AB  | 6 (2x) at Western Illinois (5/19/23)  |
| 4 (2x) vs TCU (6/16)               | H   | 4 (3x) vs TCU (6/16/23)               |
| 3 (7x) vs SDSU (5/27)              | R   | 3 (7x) vs SDSU (5/27/23)              |
| 2 vs TCU (6/16)                    | 2B  | 2 vs TCU (6/16/23)                    |
|                                    | 3B  | 2 vs. Pacific (3/5/22)                |
| 1 (7x) vs. Southern Indiana (5/13) | HR  | 1 (8x) vs. Southern Indiana (5/13/23) |
| 3 (3x) at NDSU (4/23)              | RBI | 4 vs. Pacific (3/5/22)                |
| 2 (2x) at Oregon (6/11)            | BB  | 2 (3x) at Oregon (6/11/23)            |
| 2 (2x) vs. Northern Colo. (4/15)   | SB  | 2 (2x) vs. Northern Colo. (4/15/23)   |

**PRICE ALLMAN**

#14 • UTIL • R/R  
RSO. • 6-3 • 190  
Tulsa, Okla.  
Metro Christian Academy

| Year          | Avg.        | GP/GS      | AB       | R        | H        | 2B       | 3B       | HR       | RBI      | BB       | SB/ATT     |
|---------------|-------------|------------|----------|----------|----------|----------|----------|----------|----------|----------|------------|
| 2021          |             |            |          |          |          |          |          |          |          |          |            |
| 2022          | .000        | 1/0        | 0        | 0        | 0        | 0        | 0        | 0        | 0        | 0        | 0/0        |
| 2023          | .000        | 0/0        | 0        | 0        | 0        | 0        | 0        | 0        | 0        | 0        | 0/0        |
| <b>Totals</b> | <b>.000</b> | <b>1/0</b> | <b>0</b> | <b>0</b> | <b>0</b> | <b>0</b> | <b>0</b> | <b>0</b> | <b>0</b> | <b>0</b> | <b>0/0</b> |

| Year          | W-L        | ERA         | APP/GS     | SV       | IP         | H        | R        | ER       | BB       | SO       |
|---------------|------------|-------------|------------|----------|------------|----------|----------|----------|----------|----------|
| 2023          | 0-0        | 2.08        | 5/0        | 0        | 4.1        | 5        | 1        | 1        | 2        | 0        |
| <b>Totals</b> | <b>0-0</b> | <b>2.08</b> | <b>5/0</b> | <b>0</b> | <b>4.1</b> | <b>5</b> | <b>1</b> | <b>1</b> | <b>2</b> | <b>0</b> |

| 2023 Season Highs (Last) |     | ORU Career Highs (Last) |
|--------------------------|-----|-------------------------|
|                          | AB  |                         |
|                          | H   |                         |
|                          | R   |                         |
|                          | 2B  |                         |
|                          | 3B  |                         |
|                          | HR  |                         |
|                          | RBI |                         |
|                          | BB  |                         |
|                          | SB  |                         |

| 2023 Season Highs (Last)    |    | ORU Career Highs (Last)        |
|-----------------------------|----|--------------------------------|
| 1.0 (4x) vs. Oklahoma (4/4) | IP | 1.0 (4x) vs. Oklahoma (4/4/23) |
| 3 vs. St. Thomas (3/18)     | H  | 3 vs. St. Thomas (3/18/23)     |
|                             | SO |                                |
| 2 vs. SFA (3/3)             | BB | 2 vs. SFA (3/3/23)             |

**DAWSON WALLS**

#15 • C • R/R  
RFR. • 6-2 • 180  
Farmington, N.M.  
Argyle HS

| Year          | Avg.         | GP/GS      | AB       | R        | H        | 2B       | 3B       | HR       | RBI      | BB       | SB/ATT     |
|---------------|--------------|------------|----------|----------|----------|----------|----------|----------|----------|----------|------------|
| 2022          |              |            |          |          |          |          |          |          |          |          |            |
| 2023          | 1.000        | 1/0        | 1        | 0        | 1        | 0        | 0        | 0        | 0        | 0        | 0/0        |
| <b>Totals</b> | <b>1.000</b> | <b>1/0</b> | <b>1</b> | <b>0</b> | <b>1</b> | <b>0</b> | <b>0</b> | <b>0</b> | <b>0</b> | <b>0</b> | <b>0/0</b> |

| 2023 Season Highs (Last) |     | ORU Career Highs (Last) |
|--------------------------|-----|-------------------------|
| 1 vs. Oklahoma (4/4)     | AB  | 1 vs. Oklahoma (4/4/23) |
| 1 vs. Oklahoma (4/4)     | H   | 1 vs. Oklahoma (4/4/23) |
|                          | R   |                         |
|                          | 2B  |                         |
|                          | 3B  |                         |
|                          | HR  |                         |
|                          | RBI |                         |
|                          | BB  |                         |
|                          | SB  |                         |

**RYAN BLACKWELL**

#16 • C • R/R  
Jr. • 6-0 • 205  
Amarillo, Texas  
Midland College

| Year          | Avg.        | GP/GS       | AB        | R        | H        | 2B       | 3B       | HR       | RBI      | BB       | SB/ATT     |
|---------------|-------------|-------------|-----------|----------|----------|----------|----------|----------|----------|----------|------------|
| 2023          | .250        | 14/6        | 20        | 4        | 5        | 2        | 0        | 0        | 2        | 3        | 0/0        |
| <b>Totals</b> | <b>.250</b> | <b>14/6</b> | <b>20</b> | <b>4</b> | <b>5</b> | <b>2</b> | <b>0</b> | <b>0</b> | <b>2</b> | <b>3</b> | <b>0/0</b> |

| 2023 Season Highs (Last)         |     | ORU Career Highs (Last)             |
|----------------------------------|-----|-------------------------------------|
| 4 at Dallas Baptist (3/11)       | AB  | 4 at Dallas Baptist (3/11/23)       |
| 1 (5x) vs. Northern Colo. (4/15) | H   | 1 (5x) vs. Northern Colo. (4/15/23) |
| 1 (4x) vs. Northern Colo. (4/15) | R   | 1 (4x) vs. Northern Colo. (4/15/23) |
| 1 (2x) at Omaha (4/7)            | 2B  | 1 (2x) at Omaha (4/7/23)            |
|                                  | 3B  |                                     |
|                                  | HR  |                                     |
| 2 at Omaha (4/7)                 | RBI | 2 at Omaha (4/7/23)                 |
| 1 (3x) at Omaha (4/7)            | BB  | 1 (3x) at Omaha (4/7/23)            |
|                                  | SB  |                                     |



## PLAYER PROFILES

**HUDSON HART**

#17 • RHP • R/R  
Fr. • 6-3 • 225  
Gretna, Neb.  
Gretna HS

| Year          | W-L        | ERA          | APP/GS     | SV       | IP         | H        | R        | ER       | BB       | SO       |
|---------------|------------|--------------|------------|----------|------------|----------|----------|----------|----------|----------|
| 2023          | 0-0        | 10.38        | 5/0        | 0        | 4.1        | 6        | 6        | 5        | 6        | 4        |
| <b>Totals</b> | <b>0-0</b> | <b>10.38</b> | <b>5/0</b> | <b>0</b> | <b>4.1</b> | <b>6</b> | <b>6</b> | <b>5</b> | <b>6</b> | <b>4</b> |

**2023 Season Highs (Last)**

|                           |    |
|---------------------------|----|
| 2.0 vs. Oklahoma (4/4)    | IP |
| 2 (2x) vs. Oklahoma (4/4) | H  |
| 2 vs. Oklahoma (4/4)      | SO |
| 2 vs. Oklahoma (4/4)      | BB |

**ORU Career Highs (Last)**

|                              |
|------------------------------|
| 2.0 vs. Oklahoma (4/4/23)    |
| 2 (2x) vs. Oklahoma (4/4/23) |
| 2 vs. Oklahoma (4/4/23)      |
| 2 vs. Oklahoma (4/4/23)      |

**SAM THOMPSON**

#20 • OF • L/R  
RJR. • 6-0 • 190  
Owasso, Okla.  
Owasso HS

| Year          | Avg.        | GP/GS        | AB        | R         | H         | 2B       | 3B       | HR       | RBI      | BB        | SB/ATT     |
|---------------|-------------|--------------|-----------|-----------|-----------|----------|----------|----------|----------|-----------|------------|
| 2023          | .273        | 28/18        | 66        | 18        | 18        | 4        | 1        | 3        | 9        | 12        | 0/1        |
| <b>Totals</b> | <b>.273</b> | <b>28/18</b> | <b>66</b> | <b>18</b> | <b>18</b> | <b>4</b> | <b>1</b> | <b>3</b> | <b>9</b> | <b>12</b> | <b>0/1</b> |

**2023 Season Highs (Last)**

|                                  |     |
|----------------------------------|-----|
| 5 vs. SDSU (4/30)                | AB  |
| 3 vs. St. Thomas (3/18)          | H   |
| 4 vs. St. Thomas (3/18)          | R   |
| 1 (4x) vs. Northern Colo. (4/16) | 2B  |
| 1 vs Northern Illinois (2/19)    | 3B  |
| 1 (3x) at Omaha (4/8)            | HR  |
| 3 at Omaha (4/8)                 | RBI |
| 2 (2x) vs. Northern Colo. (4/16) | BB  |
|                                  | SB  |

**ORU Career Highs (Last)**

|                                     |
|-------------------------------------|
| 5 vs. SDSU (4/30/23)                |
| 3 vs. St. Thomas (3/18/23)          |
| 4 vs. St. Thomas (3/18/23)          |
| 1 (4x) vs. Northern Colo. (4/16/23) |
| 1 vs Northern Illinois (2/19/23)    |
| 1 (3x) at Omaha (4/8/23)            |
| 3 at Omaha (4/8/23)                 |
| 2 (2x) vs. Northern Colo. (4/16/23) |

**CALEB ISAACS**

#21 • LHP • R/L  
Jr. • 6-2 • 170  
Edmond, Okla.  
Western Oklahoma St.

| Year          | W-L        | ERA         | APP/GS      | SV       | IP          | H         | R         | ER        | BB        | SO        |
|---------------|------------|-------------|-------------|----------|-------------|-----------|-----------|-----------|-----------|-----------|
| 2023          | 8-0        | 5.00        | 28/0        | 0        | 45.0        | 47        | 26        | 25        | 21        | 43        |
| <b>Totals</b> | <b>8-0</b> | <b>5.00</b> | <b>28/0</b> | <b>0</b> | <b>45.0</b> | <b>47</b> | <b>26</b> | <b>25</b> | <b>21</b> | <b>43</b> |

**2023 Season Highs (Last)**

|                                     |    |
|-------------------------------------|----|
| 5.0 vs. SFA (3/3)                   | IP |
| 8 vs. SFA (3/3)                     | H  |
| 5 vs. No. 16 OSU (5/2)              | SO |
| 2 (5x) at No. 11 Oklahoma St. (6/2) | BB |

**ORU Career Highs (Last)**

|  |
|--|
| 5.0 vs. SFA (3/3/23)                   |
| 8 vs. SFA (3/3/23)                     |
| 5 vs. No. 16 OSU (5/2/23)              |
| 2 (5x) at No. 11 Oklahoma St. (6/2/23) |

**JACOB GODMAN**

#23 • C • R/R  
Sr. • 6-2 • 200  
Las Vegas, Nev.  
NC State

| Year          | Avg.        | GP/GS        | AB         | R         | H         | 2B        | 3B       | HR       | RBI       | BB        | SB/ATT     |
|---------------|-------------|--------------|------------|-----------|-----------|-----------|----------|----------|-----------|-----------|------------|
| 2023          | .291        | 57/50        | 189        | 40        | 55        | 12        | 2        | 5        | 29        | 28        | 3/3        |
| <b>Totals</b> | <b>.291</b> | <b>57/50</b> | <b>189</b> | <b>40</b> | <b>55</b> | <b>12</b> | <b>2</b> | <b>5</b> | <b>29</b> | <b>28</b> | <b>3/3</b> |

**2023 Season Highs (Last)**

|                                   |     |
|-----------------------------------|-----|
| 6 (3x) vs Washington (6/3)        | AB  |
| 3 (3x) vs Washington (6/3)        | H   |
| 3 vs Washington (6/3)             | R   |
| 2 vs Washington (6/3)             | 2B  |
| 1 (2x) vs. Northern Colo. (4/16)  | 3B  |
| 1 (5x) vs Washington (6/3)        | HR  |
| 3 (2x) at Western Illinois (5/20) | RBI |
| 3 at St. Thomas (5/7)             | BB  |
| 1 (3x) vs Western Illinois (3/31) | SB  |

**ORU Career Highs (Last)**

|                                      |
|--------------------------------------|
| 6 (3x) vs Washington (6/3/23)        |
| 3 (3x) vs Washington (6/3/23)        |
| 3 vs Washington (6/3/23)             |
| 2 vs Washington (6/3/23)             |
| 1 (2x) vs. Northern Colo. (4/16/23)  |
| 1 (5x) vs Washington (6/3/23)        |
| 3 (2x) at Western Illinois (5/20/23) |
| 3 at St. Thomas (5/7/23)             |
| 1 (3x) vs Western Illinois (3/31/23) |



## PLAYER PROFILES

**GARRETT CASEY**

#24 • C • R/R  
Jr. • 5-10 • 190  
Owasso, Okla.  
Seminole State College

| 2023 Season Highs (Last)           |    |                                       | ORU Career Highs (Last)            |     |                                       |
|------------------------------------|----|---------------------------------------|------------------------------------|-----|---------------------------------------|
| 4 (3x) vs. Southern Indiana (5/13) | AB | 4 (3x) vs. Southern Indiana (5/13/23) | 2 (3x) vs. Southern Indiana (5/13) | H   | 2 (3x) vs. Southern Indiana (5/13/23) |
| 2 vs. St. Thomas (3/18)            | R  | 2 vs. St. Thomas (3/18/23)            | 2B                                 |     |                                       |
|                                    |    |                                       | 3B                                 |     |                                       |
| 1 (2x) at St. Thomas (5/6)         | HR | 1 (2x) at St. Thomas (5/6/23)         | 2 (2x) at St. Thomas (5/6)         | RBI | 2 (2x) at St. Thomas (5/6/23)         |
| 2 vs. St. Thomas (3/17)            | BB | 2 vs. St. Thomas (3/17/23)            | SB                                 |     |                                       |

| Year          | Avg.        | GP/GS        | AB        | R        | H        | 2B       | 3B       | HR       | RBI      | BB       | SB/ATT     |
|---------------|-------------|--------------|-----------|----------|----------|----------|----------|----------|----------|----------|------------|
| 2023          | .222        | 15/10        | 36        | 5        | 8        | 0        | 0        | 2        | 6        | 6        | 0/0        |
| <b>Totals</b> | <b>.222</b> | <b>15/10</b> | <b>36</b> | <b>5</b> | <b>8</b> | <b>0</b> | <b>0</b> | <b>2</b> | <b>6</b> | <b>6</b> | <b>0/0</b> |

**CONNER FLOYD**

#25 • RHP • L/R  
Jr. • 6-2 • 225  
Bentonville, Ark.  
Crowder College

| 2023 Season Highs (Last)        |    |                                    | ORU Career Highs (Last)       |    |                                  |
|---------------------------------|----|------------------------------------|-------------------------------|----|----------------------------------|
| 2.0 vs Northern Illinois (2/18) | IP | 2.0 vs Northern Illinois (2/18/23) | 1 vs Northern Illinois (2/18) | H  | 1 vs Northern Illinois (2/18/23) |
| 5 vs Northern Illinois (2/18)   | SO | 5 vs Northern Illinois (2/18/23)   | 2 vs Northern Illinois (2/18) | BB | 2 vs Northern Illinois (2/18/23) |

| Year          | W-L        | ERA         | APP/GS     | SV       | IP         | H        | R        | ER       | BB       | SO       |
|---------------|------------|-------------|------------|----------|------------|----------|----------|----------|----------|----------|
| 2023          | 0-0        | 3.00        | 3/0        | 0        | 3.0        | 1        | 1        | 1        | 3        | 7        |
| <b>Totals</b> | <b>0-0</b> | <b>3.00</b> | <b>3/0</b> | <b>0</b> | <b>3.0</b> | <b>1</b> | <b>1</b> | <b>1</b> | <b>3</b> | <b>7</b> |

**MAX LUCAS**

#26 • INF • L/R  
Jr. • 5-10 • 178  
Aledo, Texas  
Panola Junior College

| 2023 Season Highs (Last) |     |                            | ORU Career Highs (Last)    |    |                               |
|--------------------------|-----|----------------------------|----------------------------|----|-------------------------------|
| 4 vs. SFA (3/4)          | AB  | 4 vs. SFA (3/4/23)         | 2 vs. SDSU (4/30)          | H  | 2 vs. SDSU (4/30/23)          |
| 1 vs. St. Thomas (3/18)  | R   | 1 vs. St. Thomas (3/18/23) | 1 (2x) vs. SDSU (4/30)     | 2B | 1 (2x) vs. SDSU (4/30/23)     |
|                          |     |                            |                            | 3B |                               |
|                          |     |                            |                            | HR |                               |
| 2 vs. SDSU (4/30)        | RBI | 2 vs. SDSU (4/30/23)       | 1 at Dallas Baptist (3/10) | BB | 1 at Dallas Baptist (3/10/23) |
|                          |     |                            |                            | SB |                               |

| Year          | Avg.        | GP/GS       | AB        | R        | H        | 2B       | 3B       | HR       | RBI      | BB       | SB/ATT     |
|---------------|-------------|-------------|-----------|----------|----------|----------|----------|----------|----------|----------|------------|
| 2023          | .364        | 12/4        | 22        | 1        | 8        | 2        | 0        | 0        | 2        | 1        | 0/0        |
| <b>Totals</b> | <b>.364</b> | <b>12/4</b> | <b>22</b> | <b>1</b> | <b>8</b> | <b>2</b> | <b>0</b> | <b>0</b> | <b>2</b> | <b>1</b> | <b>0/0</b> |

**DREW STAHL**

#28 • INF • R/R  
Jr. • 6-0 • 185  
Phoenix, Ariz.  
Minnesota

| 2023 Season Highs (Last)          |    |                                      | ORU Career Highs (Last)    |     |                               |
|-----------------------------------|----|--------------------------------------|----------------------------|-----|-------------------------------|
| 6 (3x) vs SDSU (5/27)             | AB | 6 (3x) vs SDSU (5/27/23)             | 3 (4x) vs Washington (6/3) | H   | 3 (4x) vs Washington (6/3/23) |
| 3 at Omaha (4/7)                  | R  | 3 at Omaha (4/7/23)                  | 2 (2x) vs. SDSU (4/30)     | 2B  | 2 (2x) vs. SDSU (4/30/23)     |
|                                   |    |                                      |                            | 3B  |                               |
| 1 (11x) vs Washington (6/3)       | HR | 1 (11x) vs Washington (6/3/23)       | 4 (2x) vs. SFA (3/3)       | RBI | 4 (2x) vs. SFA (3/3/23)       |
| 2 (8x) at Western Illinois (5/20) | BB | 2 (8x) at Western Illinois (5/20/23) | 2 at ACU (3/15)            | SB  | 2 at ACU (3/15/23)            |

| Year          | Avg.        | GP/GS        | AB         | R         | H         | 2B        | 3B       | HR        | RBI       | BB        | SB/ATT     |
|---------------|-------------|--------------|------------|-----------|-----------|-----------|----------|-----------|-----------|-----------|------------|
| 2023          | .281        | 61/61        | 224        | 42        | 63        | 15        | 0        | 11        | 56        | 38        | 5/5        |
| <b>Totals</b> | <b>.281</b> | <b>61/61</b> | <b>224</b> | <b>42</b> | <b>63</b> | <b>15</b> | <b>0</b> | <b>11</b> | <b>56</b> | <b>38</b> | <b>5/5</b> |





## PLAYER PROFILES

**JACOB WIDENER**

#30 • LHP • R/L  
 RSo. • 6-7 • 235  
 San Marcos, Calif.  
 Palomar College

| 2023 Season Highs (Last)        | ORU Career Highs (Last)               |
|---------------------------------|---------------------------------------|
| 4.1 vs Northern Illinois (2/18) | IP 4.1 vs Northern Illinois (2/18/23) |
| 3 at Missouri State (3/28)      | H 3 at Missouri State (3/28)          |
| 7 (2x) at Missouri State (3/28) | SO 7 (2x) at Missouri State (3/28/23) |
| 3 vs Northern Illinois (2/18)   | BB 3 vs Northern Illinois (2/18/23)   |

| Year          | W-L        | ERA         | APP/GS      | SV       | IP          | H         | R         | ER        | BB        | SO        |
|---------------|------------|-------------|-------------|----------|-------------|-----------|-----------|-----------|-----------|-----------|
| 2022          | 1-0        | 10.80       | 7/0         | 0        | 5.0         | 7         | 8         | 6         | 6         | 6         |
| 2023          | 2-2        | 3.06        | 29/2        | 1        | 47.0        | 30        | 20        | 16        | 20        | 76        |
| <b>Totals</b> | <b>3-2</b> | <b>3.81</b> | <b>36/2</b> | <b>1</b> | <b>52.0</b> | <b>37</b> | <b>28</b> | <b>22</b> | <b>26</b> | <b>82</b> |

**EVAN KOWALSKI**

#31 • RHP • R/R  
 Sr. • 6-2 • 200  
 Guthrie, Okla.  
 NOC-Enid

| 2023 Season Highs (Last) | ORU Career Highs (Last)               |
|--------------------------|---------------------------------------|
| 4.1 vs Washington (6/3)  | IP 7.0 at LSU (3/5/21)                |
| 5 at Tarleton (3/14)     | H 9 at Northern Colorado (4/29/22)    |
| 6 vs Washington (6/3)    | SO 9 vs. South Dakota State (5/28/21) |
| 3 at Tarleton (3/14)     | BB 4 at Omaha (5/29/22)               |

| Year          | W-L         | ERA         | APP/GS       | SV       | IP           | H          | R         | ER        | BB        | SO         |
|---------------|-------------|-------------|--------------|----------|--------------|------------|-----------|-----------|-----------|------------|
| 2021          | 7-2         | 3.18        | 14/7         | 0        | 56.2         | 49         | 25        | 20        | 20        | 53         |
| 2022          | 5-3         | 6.04        | 5/3          | 0        | 47.2         | 54         | 34        | 32        | 17        | 34         |
| 2023          | 2-1         | 6.25        | 19/2         | 2        | 31.2         | 37         | 23        | 22        | 17        | 27         |
| <b>Totals</b> | <b>14-6</b> | <b>4.90</b> | <b>48/17</b> | <b>2</b> | <b>136.0</b> | <b>140</b> | <b>82</b> | <b>74</b> | <b>54</b> | <b>114</b> |

**RYAN TRESSLER**

#32 • RHP • R/R  
 Jr. • 6-3 • 205  
 Gallatin, Tenn.  
 John A. Logan College

| 2023 Season Highs (Last) | ORU Career Highs (Last) |
|--------------------------|-------------------------|
|                          | IP                      |
|                          | H                       |
|                          | SO                      |
| 2 vs. SFA (3/3)          | BB 2 vs. SFA (3/3/23)   |

| Year          | W-L        | ERA          | APP/GS     | SV       | IP         | H        | R        | ER       | BB       | SO       |
|---------------|------------|--------------|------------|----------|------------|----------|----------|----------|----------|----------|
| 2023          | 0-0        | 99.00        | 1/0        | 0        | 0.0        | 0        | 2        | 2        | 2        | 0        |
| <b>Totals</b> | <b>0-0</b> | <b>99.00</b> | <b>1/0</b> | <b>0</b> | <b>0.0</b> | <b>0</b> | <b>2</b> | <b>2</b> | <b>2</b> | <b>0</b> |

**JOSHUA CARVALHO**

#33 • RHP • R/R  
 So. • 6-7 • 230  
 Santa Clara, Calif.  
 Chabot College

| 2023 Season Highs (Last)      | ORU Career Highs (Last)             |
|-------------------------------|-------------------------------------|
| 5.2 vs Tarleton (3/1)         | IP 5.2 vs Tarleton (3/1/23)         |
| 7 vs Missouri State (2/22)    | H 7 vs Missouri State (2/22/23)     |
| 5 (2x) at Wichita State (5/9) | SO 5 (2x) at Wichita State (5/9/23) |
| 4 at ACU (3/15)               | BB 4 at ACU (3/15/23)               |

| Year          | W-L        | ERA         | APP/GS       | SV       | IP          | H         | R         | ER        | BB        | SO        |
|---------------|------------|-------------|--------------|----------|-------------|-----------|-----------|-----------|-----------|-----------|
| 2023          | 5-1        | 2.98        | 15/10        | 0        | 51.1        | 44        | 21        | 17        | 24        | 40        |
| <b>Totals</b> | <b>5-1</b> | <b>2.98</b> | <b>15/10</b> | <b>0</b> | <b>51.1</b> | <b>44</b> | <b>21</b> | <b>17</b> | <b>24</b> | <b>40</b> |



## PLAYER PROFILES

**REED RONAN**

# 35 • LHP • R/L  
Jr. • 5-11 • 150  
Bentonville, Ark.  
Bentonville HS

| 2023 Season Highs (Last)          | ORU Career Highs (Last)         |
|-----------------------------------|---------------------------------|
| 1.1 vs Northern Illinois (2/19)   | IP 2.0 (2x) vs. SDSU (3/27/22)  |
| 3 at Dallas Baptist (3/11)        | H 3 at Dallas Baptist (3/11/23) |
| 1 (2x) at Western Illinois (5/19) | SO 5 vs. SDSU (3/27/22)         |
| 3 vs Northern Illinois (2/19)     | BB 3 vs. Oklahoma (4/26/22)     |

| Year          | W-L        | ERA         | APP/GS      | SV       | IP          | H         | R         | ER        | BB        | SO        |
|---------------|------------|-------------|-------------|----------|-------------|-----------|-----------|-----------|-----------|-----------|
| 2021          | 0-0        | 9.00        | 8/0         | 0        | 4.0         | 4         | 5         | 4         | 5         | 7         |
| 2022          | 1-0        | 2.25        | 14/0        | 0        | 12.0        | 12        | 4         | 3         | 9         | 14        |
| 2023          | 0-0        | 27.00       | 5/0         | 0        | 2.2         | 7         | 8         | 8         | 8         | 2         |
| <b>Totals</b> | <b>1-0</b> | <b>7.23</b> | <b>27/0</b> | <b>0</b> | <b>18.2</b> | <b>23</b> | <b>17</b> | <b>15</b> | <b>22</b> | <b>23</b> |

**GADE DENTON**

# 36 • RHP • R/R  
Jr. • 6-3 • 180  
Rowlett, Texas  
Rowlett HS

| 2023 Season Highs (Last) | ORU Career Highs (Last)               |
|--------------------------|---------------------------------------|
| 4.0 vs. SFA (3/4)        | IP 5.2 vs. North Dakota St. (3/26/21) |
| 6 vs. SFA (3/4)          | H 6 (2x) vs. SFA (3/4/22)             |
| 7 vs SDSU (5/27)         | SO 8 vs. North Dakota St. (3/26/21)   |
| 3 vs TCU (6/16)          | BB 3 vs TCU (6/16/23)                 |

| Year          | W-L        | ERA         | APP/GS      | SV        | IP           | H          | R         | ER        | BB        | SO         |
|---------------|------------|-------------|-------------|-----------|--------------|------------|-----------|-----------|-----------|------------|
| 2021          | 1-1        | 4.23        | 16/0        | 1         | 27.2         | 36         | 17        | 13        | 7         | 29         |
| 2022          | 4-0        | 0.41        | 24/0        | 6         | 43.2         | 23         | 4         | 2         | 11        | 55         |
| 2023          | 3-1        | 1.95        | 34/0        | 15        | 60.0         | 45         | 13        | 13        | 14        | 80         |
| <b>Totals</b> | <b>8-2</b> | <b>1.92</b> | <b>74/0</b> | <b>22</b> | <b>131.1</b> | <b>104</b> | <b>34</b> | <b>28</b> | <b>32</b> | <b>164</b> |

**ANDREW ROACH**

# 37 • RHP • R/R  
RSr. • 6-2 • 200  
Springdale, Ark.  
UNC-Charlotte

| 2023 Season Highs (Last)            | ORU Career Highs (Last)         |
|-------------------------------------|---------------------------------|
| 1.0 (3x) vs Southern Indiana (5/14) | IP 4.2 at Omaha (5/13/22)       |
| 4 vs. Oklahoma (4/4)                | H 6 (2x) at SDSU (5/19/22)      |
| 2 vs Southern Indiana (5/14)        | SO 7 vs. Wichita State (3/1/22) |
| 1 (2x) vs Southern Indiana (5/14)   | BB 3 at Omaha (5/13/22)         |

| Year          | W-L        | ERA         | APP/GS      | SV       | IP          | H         | R         | ER        | BB        | SO        |
|---------------|------------|-------------|-------------|----------|-------------|-----------|-----------|-----------|-----------|-----------|
| 2022          | 1-2        | 5.04        | 16/8        | 1        | 44.2        | 45        | 26        | 25        | 14        | 50        |
| 2023          | 0-0        | 13.50       | 7/0         | 0        | 4.2         | 12        | 7         | 7         | 3         | 6         |
| <b>Totals</b> | <b>1-2</b> | <b>5.84</b> | <b>23/8</b> | <b>1</b> | <b>49.1</b> | <b>57</b> | <b>33</b> | <b>32</b> | <b>17</b> | <b>56</b> |

**BROOKS FOWLER**

# 39 • INF/RHP • R/R  
So. • 6-2 • 180  
Jenks, Okla.  
Jenks HS

| 2023 Season Highs (Last) | ORU Career Highs (Last) |
|--------------------------|-------------------------|
| 7.0 vs SFA (3/6)         | IP 7.0 vs SFA (3/6/23)  |
| 7 at Omaha (4/6)         | H 7 at Omaha (4/6/23)   |
| 8 vs SDSU (5/27)         | SO 8 vs SDSU (5/27/23)  |
| 4 vs. SDSU (4/30)        | BB 4 vs. SDSU (4/30/23) |

| Year          | W-L         | ERA         | APP/GS       | SV       | IP          | H         | R         | ER        | BB        | SO         |
|---------------|-------------|-------------|--------------|----------|-------------|-----------|-----------|-----------|-----------|------------|
| 2022          | 1-0         | 4.84        | 17/1         | 1        | 22.1        | 18        | 18        | 12        | 12        | 31         |
| 2023          | 9-1         | 3.27        | 16/16        | 0        | 77.0        | 65        | 30        | 28        | 29        | 74         |
| <b>Totals</b> | <b>10-1</b> | <b>3.62</b> | <b>33/17</b> | <b>1</b> | <b>99.1</b> | <b>83</b> | <b>48</b> | <b>40</b> | <b>41</b> | <b>105</b> |



## PLAYER PROFILES

**PRESTON BAUMGARTNER**

#40 • OF • R/R  
RJR • 6-3 • 210  
Rowlett, Texas  
UTSA

| Year          | Avg.        | GP/GS       | AB        | R        | H        | 2B       | 3B       | HR       | RBI      | BB       | SB/ATT     |
|---------------|-------------|-------------|-----------|----------|----------|----------|----------|----------|----------|----------|------------|
| 2022          | .000        | 6/0         | 3         | 0        | 0        | 0        | 0        | 0        | 0        | 0        | 0/0        |
| 2023          | .250        | 15/4        | 20        | 2        | 5        | 1        | 0        | 1        | 7        | 4        | 0/0        |
| <b>Totals</b> | <b>.217</b> | <b>21/4</b> | <b>23</b> | <b>2</b> | <b>5</b> | <b>1</b> | <b>0</b> | <b>1</b> | <b>7</b> | <b>4</b> | <b>0/0</b> |

**2023 Season Highs (Last)**

|                              |     |
|------------------------------|-----|
| 4 at Memphis (3/25)          | AB  |
| 2 vs. St. Thomas (3/18)      | H   |
| 1 (2x) vs. St. Thomas (3/18) | R   |
|                              | 2B  |
|                              | 3B  |
| 1 vs. St. Thomas (3/18)      | HR  |
| 5 vs. St. Thomas (3/18)      | RBI |
| 3 vs Tarleton (3/1)          | BB  |
|                              | SB  |

**ORU Career Highs (Last)**

|                                 |
|---------------------------------|
| 4 at Memphis (3/25/23)          |
| 2 vs. St. Thomas (3/18/23)      |
| 1 (2x) vs. St. Thomas (3/18/23) |
|                                 |
|                                 |
| 1 vs. St. Thomas (3/18/23)      |
| 5 vs. St. Thomas (3/18/23)      |
| 3 vs Tarleton (3/1/23)          |

**PARKER WARD**

#41 • UTIL • R/R  
So. • 5-11 • 180  
Leedey, Okla.  
Redlands CC

| Year          | Avg.        | GP/GS      | AB       | R        | H        | 2B       | 3B       | HR       | RBI      | BB       | SB/ATT     |
|---------------|-------------|------------|----------|----------|----------|----------|----------|----------|----------|----------|------------|
| 2023          | .000        | 4/0        | 1        | 0        | 0        | 0        | 0        | 0        | 0        | 1        | 1/1        |
| <b>Totals</b> | <b>.000</b> | <b>4/0</b> | <b>1</b> | <b>0</b> | <b>0</b> | <b>0</b> | <b>0</b> | <b>0</b> | <b>0</b> | <b>1</b> | <b>1/1</b> |

**2023 Season Highs (Last)**

|                              |     |
|------------------------------|-----|
| 1 vs. Oklahoma (4/4)         | AB  |
|                              | H   |
|                              | R   |
|                              | 2B  |
|                              | 3B  |
|                              | HR  |
|                              | RBI |
| 1 at Western Illinois (5/19) | BB  |
| 1 at Western Illinois (5/19) | SB  |

**ORU Career Highs (Last)**

|                                 |
|---------------------------------|
| 1 vs. Oklahoma (4/4/23)         |
|                                 |
|                                 |
|                                 |
|                                 |
|                                 |
| 1 at Western Illinois (5/19/23) |
| at Western Illinois (5/19/23)   |

**DALTON PATTEN**

#43 • RHP/UTIL • S/R  
So. • 5-10 • 160  
Red Oak, Okla.  
Eastern Oklahoma St.

| Year          | W-L        | ERA         | APP/GS      | SV       | IP          | H         | R         | ER        | BB        | SO        |
|---------------|------------|-------------|-------------|----------|-------------|-----------|-----------|-----------|-----------|-----------|
| 2023          | 4-2        | 4.63        | 28/0        | 5        | 46.2        | 28        | 24        | 24        | 23        | 49        |
| <b>Totals</b> | <b>4-2</b> | <b>4.63</b> | <b>28/0</b> | <b>5</b> | <b>46.2</b> | <b>28</b> | <b>24</b> | <b>24</b> | <b>23</b> | <b>49</b> |

| Year          | Avg.        | GP/GS      | AB       | R        | H        | 2B       | 3B       | HR       | RBI      | BB       | SB/ATT     |
|---------------|-------------|------------|----------|----------|----------|----------|----------|----------|----------|----------|------------|
| 2023          | .250        | 5/1        | 8        | 2        | 2        | 0        | 0        | 1        | 3        | 1        | 0/0        |
| <b>Totals</b> | <b>.250</b> | <b>5/1</b> | <b>8</b> | <b>2</b> | <b>2</b> | <b>0</b> | <b>0</b> | <b>1</b> | <b>3</b> | <b>1</b> | <b>0/0</b> |

**2023 Season Highs (Last)**

|                                |    |
|--------------------------------|----|
| 4.1 at Western Illinois (5/19) | IP |
| 4 at Dallas Baptist (3/11)     | H  |
| 4 (3x) vs DBU (6/5)            | SO |
| 4 at Oregon (6/11)             | BB |

**ORU Career Highs (Last)**

|                                   |
|-----------------------------------|
| 4.1 at Western Illinois (5/19/23) |
| 4 at Dallas Baptist (3/11/23)     |
| 4 (3x) vs DBU (6/5/23)            |
| at Oregon (6/11/23)               |

**2023 Season Highs (Last)**

|                                  |     |
|----------------------------------|-----|
| 3 vs Western Illinois (4/2)      | AB  |
| 1 (2x) vs. Northern Colo. (4/16) | H   |
| 2 vs Western Illinois (4/2)      | R   |
|                                  | 2B  |
|                                  | 3B  |
| 1 vs Western Illinois (4/2)      | HR  |
| 3 vs Western Illinois (4/2)      | RBI |
| 1 vs Western Illinois (4/2)      | BB  |
|                                  | SB  |

**ORU Career Highs (Last)**

|                                     |
|-------------------------------------|
| 3 vs Western Illinois (4/2/23)      |
| 1 (2x) vs. Northern Colo. (4/16/23) |
| 2 vs Western Illinois (4/2/23)      |
|                                     |
|                                     |
| 1 vs Western Illinois (4/2/23)      |
| 3 vs Western Illinois (4/2)         |
| 1 vs Western Illinois (4/2/23)      |

**JAKOB HALL**

#44 • INF/RHP • R/R  
So. • 6-2 • 175  
Bartlesville, Okla.  
Bartlesville HS

| Year          | W-L         | ERA         | APP/GS       | SV       | IP           | H          | R         | ER        | BB        | SO         |
|---------------|-------------|-------------|--------------|----------|--------------|------------|-----------|-----------|-----------|------------|
| 2022          | 2-0         | 6.49        | 16/1         | 0        | 26.1         | 31         | 21        | 19        | 9         | 35         |
| 2023          | 8-3         | 3.56        | 18/18        | 0        | 98.2         | 93         | 43        | 39        | 17        | 94         |
| <b>Totals</b> | <b>10-3</b> | <b>4.18</b> | <b>34/19</b> | <b>0</b> | <b>125.0</b> | <b>124</b> | <b>64</b> | <b>58</b> | <b>26</b> | <b>129</b> |

**2023 Season Highs (Last)**

|                              |    |
|------------------------------|----|
| 7.2 vs. SDSU (4/28)          | IP |
| 7 (4x) at Oregon (6/9)       | H  |
| 8 (3x) vs. St. Thomas (3/18) | SO |
| 2 (3x) vs TCU (6/16)         | BB |

**ORU Career Highs (Last)**

|                                 |
|---------------------------------|
| 7.2 vs. SDSU (4/28/23)          |
| 7 (4x) at Oregon (6/9/23)       |
| 8 (3x) vs. St. Thomas (3/18/23) |
| 2 (4x) vs TCU (6/16/23)         |