

# 2023 #ORUBASE GAME NOTES

CONFERENCE CHAMPIONSHIPS

26

NCAA POSTSEASON APPEARANCES

29

30+ WIN SEASONS

43



## 2023 BASEBALL SCHEDULE/RESULTS

Overall Record: 43-11

The Summit League: 23-1

Non-Conference: 20-10

Home: 23-4 Neutral: 2-1

Away: 18-6

Date	Opponent	Time	Location/Result
2/17	Northern Illinois	3 PM	W, 16-2
2/18	Northern Illinois (DH)	2 PM	W, 8-2
2/18	Northern Illinois (DH)	5 PM	W, 3-2 (10)
2/18	Northern Illinois	12 PM	W, 6-1
2/22	Missouri State	3 PM	L, 8-5
2/24	Texas State	6 PM	L, 3-2
2/25	Texas State	2:30 PM	W, 6-3
2/26	Texas State	1 PM	W, 8-4
3/1	Tarleton State	3 PM	W, 6-5
3/3	SFA	3 PM	L, 16-9
3/4	SFA	2 PM	L, 4-2 (12)
3/5	SFA	1 PM	W, 9-1
3/7	Wichita State	3 PM	W, 6-5
3/10	Dallas Baptist	6:30 PM	L, 2-1
3/11	Dallas Baptist	2 PM	L, 15-5
3/12	Dallas Baptist	1 PM	L, 3-0
3/14	Tarleton State	3 PM	W, 9-6
3/15	Ablene Christian	12 PM	L, 10-8
3/17	St. Thomas*	3 PM	W, 10-2
3/18	St. Thomas*	2 PM	W, 21-2 (7)
3/19	St. Thomas*	1 PM	W, 8-2
3/21	Wichita State	6 PM	W, 5-2
3/24	Memphis	2 PM	W, 11-1
3/25	Memphis	4 PM	L, 7-5
3/26	Memphis	1 PM	W, 10-3
3/28	Missouri State	6:30 PM	W, 4-0
3/31	Western Illinois*	6 PM	W, 16-5 (7)
4/1	Western Illinois*	2 PM	W, 7-2
4/2	Western Illinois*	1 PM	W, 13-3 (8)
4/4	Oklahoma	6 PM	L, 12-2
4/6	Omaha*	6 PM	W, 5-4
4/7	Omaha*	2 PM	W, 16-9
4/8	Omaha*	1 PM	W, 8-5
4/11	No. 14 Oklahoma State	6 PM	W, 8-5
4/14	Northern Colorado*	6 PM	W, 10-0 (8)
4/15	Northern Colorado*	2 PM	W, 12-6
4/16	Northern Colorado*	1 PM	W, 13-3 (8)
4/21	North Dakota State*	6:30 PM	W, 10-0 (7)
4/22	North Dakota State*	2 PM	L, 4-2
4/23	North Dakota State*	1 PM	W, 8-4 (13)
4/25	Oklahoma	6:30 PM	Canceled
4/28	South Dakota State*	6 PM	W, 5-3
4/29	South Dakota State*	2 PM	W, 10-3
4/30	South Dakota State*	1 PM	W, 18-7 (7)
5/2	No. 16 Oklahoma State	6 PM	W, 9-7
5/5	St. Thomas*	3 PM	W, 8-3
5/6	St. Thomas*	1 PM	W, 11-2
5/7	St. Thomas*	1 PM	W, 8-1
5/9	Wichita State	6 PM	W, 4-1
5/12	Southern Indiana	6 PM	W, 12-4
5/13	Southern Indiana	2 PM	W, 9-2
5/14	Southern Indiana	1 PM	W, 5-0
5/18	Western Illinois*	3 PM	W, 7-4
5/19	Western Illinois*	2 PM	W, 12-2
5/20	Western Illinois*	1 PM	W, 12-0 (8)
5/24	Omaha^	12 PM	Fargo, N.D.

Home Game in Bold


\* Denotes Summit League Game | ^ Denotes Summit League Championship | # Denotes NCAA Regional

Kyle Stafford | Director of Athletic Communications | Email: [kstafford@oru.edu](mailto:kstafford@oru.edu)

Office: 918.495.6646 | Cell: 936.727.0409 | 7777 S. Lewis Ave. Tulsa, OK 74171

GAME 55 | MAY 24 | NEWMAN OUTDOOR FIELD | FARGO, N.D.

GS: No. 10 ORU vs Omaha | Time: 12:00 PM | Watch: WDAY | Talent: Dom Izzo, Cullen Holt, Mike Skogen and Logan Campbell | Listen: ORUSN | Talent: Adam Hildebrandt | Live Stats: StatBroadcast

ORU	ORAL ROBERTS
	
RANKINGS	
D1: NR	2023 Record.....43-11
BA: NR	Summit Record.....23-1
NCBWA: 29	Home.....23-4
CB: 10	Away.....18-6
Coaches: RV	Neutral.....2-1
PG: NR	Streak.....W15
RPI: 75	Head Coach.....Ryan Folmar
	Season.....11 <sup>th</sup>
	Record at ORU.....362-221 (.632)
	Home.....201-92
	Road.....148-111
	Neutral.....13-17
	vs. UNO.....36-11
	2022 Record.....38-20
	Conf. Tournament Championships.....5
	Postseason App.....5

**THE STORYLINE:** The No. 10 ranked Golden Eagles enter the Summit League Championship riding the nation's longest active win streak, 15, and are in search of their 21st title.

ORU concluded the regular season with a 43-11 mark, including a 23-1 record in League play. This is the sixth time in program history the Golden Eagles have finished with only one loss in conference action. The 43 wins are tied for the most under head coach Ryan Folmar.

In this week's Collegiate Baseball poll, ORU moved up to No. 10, marking the first time the Golden Eagles have cracked the Top 10 since 1983. ORU has been ranked in the poll for six straight weeks.

The Golden Eagles are 69-7 all-time in Summit League Championship games and are 22-0 in opening-round games.

In the first weekend of May, ORU clinched its 20th Summit League regular season title and second in the last three seasons. Since joining the Summit League in 1998, the Golden Eagles have won 20 of the 23 regular season titles. (ORU was a member of the Southland Conference from 2013-14)



## OMAHA

RANKINGS

D1: NR  
BA: NR  
NCBWA: NR  
CB: NR  
Coaches: NR  
PG: NR  
RPI: 263

2023 Record.....21-26  
Summit Record.....9-14  
Home.....14-7  
Away.....7-19  
Neutral.....0-0  
Streak.....W1  
Head Coach.....Evan Porter  
Season.....17<sup>th</sup>  
Record at UNO.....137-185-1 (.426)  
vs. ORU.....9-26  
2022 Record.....26-31  
Conf. Tournament Championships.....1  
Postseason App.....1

Jonah Cox continues to be one of the nation's premier hitters as the junior ranks second in the country in hits (94), third in triples (8), fourth in batting average (.425), fourth in hits per game (1.7) and 36th in stolen bases (26).

The junior, who was named the Summit League Player of the Year, pushed his hit streak to 38 games in a weekend sweep of Western Illinois and finished the regular season with a hit in 53 of the 54 contests. Cox was also named a semifinalist for the Dick Howser Trophy and a midseason addition to the Bobby Bragan National Collegiate Slugger Award Watch List.

**ALL-LEAGUE AWARDS:** The Golden Eagles will be adding plenty of hardware to their collection as they swept all five specialty awards and garnered a conference-best 13 All-Summit League honors.

In addition to being named Player of the Year, Cox was also tabbed the Newcomer of the Year. Closer Cade Denton was tabbed as the Pitcher of the Year, while shortstop Mac McCroskey was selected as the Defensive Player of the Year.

For the sixth time in his career, Ryan Folmar earned Summit League Coach of the Year honors.

## PROJECTED STARTING LINEUP

Pos.	#	Name	B/T	Cl.	2023 Stats
C	23	Jacob Godman	R/R	Sr.	.283, 27 R, 3 HR, 9 2B, 2 3B, 25 RBI, 19 BB
1B	4	Jake McMurray	R/R	Sr.	.311 AVG, 49 R, 6 HR, 10 2B, 1 3B, 38 RBI, 31 BB
2B	28	Drew Stahl	R/R	Jr.	.262 AVG, 36 R, 10 HR, 12 2B, 0 3B, 45 RBI, 32 BB
SS	12	Mac McCroskey	R/R	RSr.	.292 AVG, 55 R, 13 HR, 8 2B, 1 3B, 54 RBI, 27 BB
3B	5	Holden Breeze	R/R	RJr.	.327 AVG, 43 R, 5 HR, 12 2B, 0 3B, 34 RBI, 27 BB
LF	8	Blaze Brothers	R/R	Sr.	.307 AVG, 48 R, 10 HR, 18 2B, 2 3B, 34 RBI, 15 BB
CF	7	Jonah Cox	R/R	Jr.	.425 AVG, 61 R, 9 HR, 16 2B, 8 3B, 55 RBI, 25 BB
RF	10	Matt Hogan	L/R	Sr.	.345 AVG, 47 R, 16 HR, 10 2B, 3 3B, 61 RBI, 39 BB
DH	13	Justin Quinn	L/R	Sr.	.324 AVG, 44 R, 7 HR, 7 2B, 0 3B, 27 RBI, 10 BB

## PROJECTED STARTERS

Opponent	Starter	2023 Stats
Omaha	LHP Harley Gollert	9-1, 3.33 ERA, 75.2 IP, 64 H, 29 R, 28 ER, 75 SO

## WEATHER OUTLOOK WEDNESDAY | MAY 24

12:00 P.M.

H: 81

L: 51





## BY THE NUMBERS

## QUICK FACTS



.317	Avg.	.284
.425 (Cox)	Top Hitter	.401 (Boeve)
443	Runs	271
61 (Cox)	Runs Leader	37 (Boeve)
599	Hits	440
99 (Cox)	Hits Leader	37 (Boeve)
86	Home Runs	45
16 (Hogan)	Home Run Leader	6 (Rosario)
61 (Hogan)	RBI Leader	32 (Boeve)
253	Walks	163
39 (Hogan)	Walks Leader	32 (Boeve)
91/105	SB/Att.	36/50
26/29 (Cox)	SB Leader	8/12 (Hunt)



3.71	ERA	6.46
2.60 (Fowler)	Top Starter	4.94 (Tenney)
475.0	Innings Pitched	390.0
81.0 (Hall)	IP Leader	71.0 (Tenney)
196	Earned Runs	280
488	Strikeouts	367
80 (Hall)	Strikeout Leader	63 (Tenney)
177	Walks	199
26 (Gollert)	Most Walks	29 (Tenney)
409	Hits	428
74 (Hall)	Most Hits Allowed	62 (Tenney)

## University Information

Founded ..... 1963  
 Enrollment ..... 5,051 (Fall 2022)  
 Nickname ..... Golden Eagles  
 Colors ..... Vegas Gold and Navy  
 Affiliation ..... NCAA Div. I  
 Conference ..... Summit League  
 President ..... Dr. William Wilson  
 Athletic Director ..... Tim Johnson

## Team Information

2022 Record ..... 38-20  
 Conference Record/Finish ..... 17-7/2nd  
 Postseason ..... 0-2/College Station Regional  
 Letterwinners Returning/Lost ..... 14/22  
 Position Starters Returning/Lost ..... 4/5  
 Pitchers Returning/Lost ..... 7/12  
 Newcomers/Freshmen ..... 17/1

## Coaches and Staff

Head Coach ..... Ryan Folmar  
 Alma Mater ..... Oklahoma State '97  
 Record ..... 362-221 (11th Season)  
 at ORU ..... Same  
 Assistant Coach ..... Ryan Neill  
 Assistant Coach ..... Wes Davis  
 Volunteer Assistant ..... Jimmy Turk  
 Director of Operations ..... Nolan Fanning  
 Athletic Trainer ..... Evan Rochat  
 Dir. of Sports Performance ..... Andrew Nilo

## J.L. Johnson Stadium Information

First Game ..... March 6, 1978  
 ..... vs. Southeastern Oklahoma State  
 Capacity ..... 2,418  
 Surface ..... AstroTurf infield  
 ..... Natural grass outfield  
 Dimensions ..... L-330, LC-375, C-400  
 ..... RC-375, R-330  
 Press Box Phone ..... 918.495.7165

## Team History

All-Time Record ..... 2,053-1,081-4 (.655)  
 All-Time Conference Record ..... 547-142  
 Home Record ..... 1,230-383-3  
 Road Record ..... 584-497-1  
 Neutral Record ..... 149-120  
 NCAA Tournament Appearances ..... 29  
 College World Series Appearances ..... 1  
 Summit League Conference Titles ..... 20  
 Summit League Tournament Titles ..... 20  
 Midwestern City Conference Titles ..... 6  
 Midwestern City Conference Tournament Titles ..... 6  
 Winning Seasons ..... 50  
 30-Plus Win Seasons ..... 44  
 40-Plus Win Seasons ..... 22  
 50-Plus Win Seasons ..... 4  
 60-Plus Win Seasons ..... 1



Jake McMurray, Jonah Cox, Matt Hogan, Drew Stahl, Jakob Hall and Cade Denton represented the Golden Eagles on the first team, while Jacob Godman, Holden Breeze, Mac McCroskey, Justin Quinn, Brooks Fowler and Harley Gollert landed on the second team.

Blaze Brothers received honorable mention honors.

**OPENING ROUND STARTER:** The Golden Eagles will send All-Summit League Second Team member Harley Gollert to the mound in Wednesday's opening round contest.

On the year, Gollert led the League and ranks 11th nationally with nine wins. The Austin Peay transfer also registered a 3.33 ERA and struck out 75 batters in 14 appearances.

**BEST-OF-THE-BEST:** Entering the 2023 season, ORU ranks sixth all-time in NCAA history with a .652 winning percentage.

**SETTING THE STANDARD IN OKLAHOMA:** Since 2001, ORU has made 17 NCAA Regional appearances, which rank as the most among Oklahoma schools.

**ALL-AMERICAN ARM:** Junior right-hander Cade Denton was named a Preseason First Team All-American by the National Collegiate Baseball Writer's Association. With the selection, Denton became the first Golden Eagle to earn Preseason First Team All-America honors since Dennis Bigley in 2004.

The junior, who is a member of the NCBWA Stopper of the Year Midseason Watch List, is coming off a stellar 2022 campaign that saw him register an 0.41 ERA, an 0.78 WHIP and a team-best six saves.

Through 26 appearances this season, Denton has recorded a 1.51 ERA and 12 saves, which ranks fifth nationally. Among active players, Denton ranks third in career ERA (1.74).

**FACING THE MAVERICKS:** Wednesday's matchup marks the 48th meeting all-time between the two programs.

The Golden Eagles lead the all-time series, 36-11, and have won seven straight against the Mavericks.

In the Summit League Championship, ORU is 3-2 against Omaha.

**SCOUTING THE MAVERICKS:** The Mavericks claimed the final spot in the Summit League Championship after taking Saturday's finale at Northern Colorado.

Omaha enters the postseason with a 21-26 mark overall and are led by Mike Boeve, who holds a .401 average to go along with four homers and 32 RBI.

**PRESEASON ACCOLADES:** Denton was named to the NCBWA Stopper of the Year Preseason Watch List and was tabbed as the Preseason Summit League Pitcher of the Year by D1 Baseball and Perfect Game USA.

The junior was also named one of the top 50 relief pitchers in the country by D1 Baseball, checking in at No. 22.

In the Perfect Game USA Preseason All-Summit League team, the Golden Eagles were represented by Jake McMurray and Denton.

In the Summit League, Mac McCroskey and Denton were named Players to Watch, as voted on by the league's head coaches.

**200 CLUB:** Senior Jake McMurray became the seventh player in program history since 1999 to record 200 career hits back on March 17.

On April 22, the senior became the fourth player in program history since 1999 to appear in 200 games.

**BY THE NUMBERS:** The Golden Eagle offense concluded the regular season as the Summit League leader in batting average (.317), runs (443), hits (599), home runs (86), RBI (402), on-base percentage (.406), stolen bases (91), slugging percentage (.531), triples (18), total bases (1004) and walks (253).

On the mound, ORU tops the conference in ERA (3.71), batting average against (.235), WHIP (1.23), saves (19), innings pitched (475.0), hits allowed per nine innings (7.8), strikeouts-to-walk ratio (2.8), walks allowed per nine innings (3.4) and strikeouts (488).

Defensively, the Golden Eagles top the League in putouts (1425), assists (486), double plays (43) and fielding percentage (.984).

Nationally, ORU ranks third in fielding percentage, third in WL percentage (.796), third in WHIP, fifth in ERA, 10th in batting average, 11th in hits allowed per nine innings, 12th in hits, 12th in strikeout-to-walk ratio, 13th in shutouts (5), 14th in walks allowed per nine innings, 17th in slugging percentage, 18th in sac flies, 22nd in triples, 22nd in runs, 28th in scoring (8.2) and 33rd in on-base percentage.

Matt Hogan leads the League in RBI (61), walks (39) and sac flies (6), while Brothers ranks first in doubles (18).

On the mound, Brooks Fowler leads the League in ERA (2.60), while Jakob Hall ranks first in strikeouts (80), strikeout-to-walk ratio (8.0), WHIP (1.04) and walks allowed per nine innings (1.11).

At the national level, Hall ranks seventh in walks allowed per nine innings and 19th in WHIP.

Harley Gollert tops the conference in wins with nine and sits 11th nationally.

**POSITION GROUP DEPTH:** The Golden Eagles have a plethora of weapons offensively this season led by returners, Mac McCroskey, Holden Breeze and Jake McMurray.

Two key pieces ORU will have to replace at the plate are Jackson Loftin and Joshua Cox. Loftin started all 58 games for the Golden Eagles a season ago and registered a .349/.447/.572 slash line along with 10 home runs, 54 RBIs and 25 stolen bases.

Cox logged a .332/.393/.481 slash line, launched five homers and drove in 35 runs in 2022.

**1-2 PUNCH:** The Golden Eagles will have to replace their 1-2 punch in the weekend rotation after losing Isaac Coffey to the MLB Draft and Ledge Smith to graduation.

The two weekend aces combined for 14 wins, 171 innings and 176 strikeouts in 2022. Coffey also logged three complete games last season.

**WAVE OF NEWCOMERS:** In the offseason, coach Folmar and the staff welcomed 17 talented newcomers to the roster, including two Power 5 transfers in Sam Thompson and Matt Hogan.

JUCO transfers Jonah Cox and Conner Floyd are expected to make key impacts for ORU this season.

Cox, the brother of former Golden Eagle Joshua Cox, comes to ORU after recording a .431/.502/.631 slash line, 71 RBIs and 43 stolen bases at Eastern Oklahoma State.

Floyd posted an incredible 16.8 strikeouts per nine innings mark

a season ago for Crowder College and is expected to play a key role in the backend of the bullpen for ORU.

**CHALLENGES AT EVERY TURN:** The 2023 schedule provides plenty of opportunities for the Golden Eagles to pick up resume building wins. ORU will face four teams that advanced to an NCAA Regional last season, including College World Series finalist Oklahoma.

Eight of the 10 contests against the four NCAA Regional teams from a year ago will come on the road for the Golden Eagles.

**POWER FIVE TILTS:** Coach Folmar and the Golden Eagles have always taken on the NCAA's top conferences and are scheduled to battle two in 2022. Against Power 5 foes, ORU is 44-44 under Folmar. At home, the Golden Eagles own an impressive 21-8 record against Power 5 opponents. Since 2015, ORU has posted a 40-37 mark against Power 5 foes, going 23-14 when facing a team from the Big 12.

**SUCCESS AT HOME:** With Coach Folmar at the helm, ORU has tallied a 201-92 (.686) record in home games and won 20 or more contests in seven of his 11 seasons. The Golden Eagles have tallied a mark of 91-20 (.820) at home against teams from the Summit League in that time.

**SUMMIT LEAGUE DOMINANCE:** The Golden Eagles claimed their 20th Summit League regular season title and second in the last three seasons with a sweep of St. Thomas over the weekend.

Since ORU joined the Summit League in 1998, the Golden Eagles have won 20 of the 22 tournament championships and 20 of the 23 regular season titles.

\*ORU was a member of the Southland Conference from 2013-14.

**STARTING A NEW STREAK:** The Golden Eagles returned to the NCAA Postseason for the first time since 2018 a year ago.

Entering 2023, ORU is looking to make back-to-back NCAA Regional appearances for the first time since making four straight from 2015-18.

**DESTINATION OMAHA:** The ultimate goal of 2023 is to reach the NCAA College World Series at Charles Schwab Field in downtown Omaha, Nebraska, June 15-26. It will take a run through the 2023 Summit League Championships scheduled for May 24-27 at Newman Outdoor Field in Fargo, North Dakota.

**ORU IN THE PROS:** The Golden Eagles have a rich history in producing MLB talent as 140 players have heard their name called in the first year player draft, including seven in the first round.

A season ago, former ORU standouts Jose Trevino (New York Yankees) and Jordan Romano (Toronto Blue Jays) became the second and third Golden Eagles to earn an MLB All-Star selection.

**UP NEXT:** A win will advance the Golden Eagles to the semifinals on Thursday at 6 p.m., while a loss will send ORU to an elimination contest on Thursday at 12 p.m.

**STAYING CONNECTED:** Follow the Golden Eagles all season long across social media platforms. Use the hashtag #ORUBase and #GoldenStandard to stay connected with fans across the nation on Twitter, Instagram and Facebook.

**WHERE TO CATCH US:** Listen live to every ORU baseball game in 2023 on the ORU Sports Network. All 27 home games also will have free video on the improved ORU Sports Network featuring an upgraded, four-camera broadcast. Links to video and live stats can be found at [www.ORUAthletics.com](http://www.ORUAthletics.com).



## ROSTER BREAKDOWN

## SENIORS (9)

No.	Name	Pos.	B/T	Cl.	Ht.	Wt.	Hometown / Previous School
4	Jake McMurray	INF	R/R	Sr.	6-1	200	Tulsa, Okla. / Bishop Kelley HS
8	Blaze Brothers	INF	R/R	Sr.	5-10	185	Lowell, Ark. / Northeastern State
10	Matt Hogan	OF	L/R	RSr.	6-0	200	Melville, N.Y. / South Carolina
11	Harley Gollert	LHP	R/L	RSr.	6-0	195	Toronto, Ontario / Austin Peay
12	Mac McCroskey	INF	R/R	RSr.	6-1	180	Springdale, Ark. / Eastern Oklahoma St.
13	Justin Quinn	OF	L/R	Sr.	6-1	185	Chandler, Ariz. / South Mountain CC
23	Jacob Godman	C	R/R	Sr.	6-2	200	Las Vegas, Nev. / NC State
31	Evan Kowalski	RHP	R/R	Sr.	6-2	200	Guthrie, Okla. / NOC Enid
37	Andrew Roach	RHP	R/R	RSr.	6-2	200	Springdale, Ark. / UNC-Charlotte

## JUNIORS (13)

No.	Name	Pos.	B/T	Cl.	Ht.	Wt.	Hometown / Previous School
5	Holden Breeze	INF	R/R	RJr.	5-9	175	Gilbert, Ariz. / South Mountain CC
7	Jonah Cox	INF/OF	R/R	Jr.	6-3	190	Thornton, Colo. / Eastern Oklahoma St.
16	Ryan Blackwell	C	R/R	Jr.	6-0	205	Amarillo, Texas / Midland College
20	Sam Thompson	OF	L/R	RJr.	6-0	190	Owasso, Okla. / TCU
21	Caleb Isaacs	LHP	R/L	Jr.	6-2	170	Edmond, Okla. / Western Oklahoma St.
24	Garrett Casey	C	R/R	Jr.	5-10	190	Owasso, Okla. / Seminole State College
25	Conner Floyd	RHP	L/R	Jr.	6-2	225	Bentonville, Ark. / Crowder College
26	Max Lucas	INF	L/R	Jr.	5-10	178	Aledo, Texas / Panola JC
28	Drew Stahl	INF	R/R	Jr.	6-0	185	Phoenix, Ariz.
32	Ryan Tressler	RHP	R/R	Jr.	6-3	205	Gallatin, Tenn. / John A. Logan College
35	Reed Ronan	LHP	R/L	Jr.	5-11	150	Bentonville, Ark. / Bentonville HS
36	Cade Denton	RHP	R/R	Jr.	6-3	180	Rowlett, Texas / Rowlett HS
40	Preston Baumgartner	OF	R/R	RJr.	6-3	210	Rowlett, Texas / UTSA

## SOPHOMORES (8)

No.	Name	Pos.	B/T	Cl.	Ht.	Wt.	Hometown / Previous School
2	Dylan Wipperman	INF	R/R	RSr.	6-0	185	Leawood, Kan. / Blue Valley HS
14	Price Allman	UTIL	R/R	RSr.	6-3	190	Tulsa, Okla. / Metro Christian Academy
30	Jacob Widener	LHP	R/L	RSr.	6-7	235	San Marcos, Calif. / San Marcos HS
33	Joshua Carvalho	RHP	R/R	So.	6-7	230	Santa Clara, Calif. / Chabot College
39	Brooks Fowler	RHP	R/R	So.	6-2	180	Jenks, Okla. / Jenks HS
41	Parker Ward	UTIL	R/R	So.	5-11	180	Leedey, Okla. / Redlands CC
43	Dalton Patten	RHP/UTIL	S/R	So.	5-10	160	Red Oak, Okla. / Eastern Oklahoma St.
44	Jakob Hall	RHP	R/R	So.	6-2	175	Bartlesville, Okla. / Bartlesville HS

## FRESHMEN (2)

No.	Name	Pos.	B/T	Cl.	Ht.	Wt.	Hometown / Previous School
15	Dawson Walls	C	R/R	RFr.	6-2	180	Farmington, N.M. / Argyle HS
17	Hudson Hart	RHP	R/R	Fr.	6-3	225	Gretna, Neb. / Gretna HS

## COACHING STAFF

19	Ryan Folmar	Head Coach (11th Season)
3	Ryan Neill	Assistant Coach / Recruiting Coordinator
35	Wes Davis	Assistant Coach / Pitching Coach
41	Jimmy Turk	Volunteer Assistant Coach
	Nolan Fanning	Director of Baseball Operations
	Evan Roachat	Athletic Trainer
	Andrew Nilo	Asst. Director of Sports Performance

## PRONUNCIATIONS

Preston Baumgartner	Bum-gard-ner
Joshua Carvalho	car-vall-o
Harley Gollert	Gall-ert
Drew Stahl	Stall
Jacob Widener	Wide-ner

## BY JERSEY

2	Dylan Wipperman
4	Jake McMurray
5	Holden Breeze
6	Connor Beichler
7	Jonah Cox
8	Blaze Brothers
10	Matt Hogan
11	Harley Gollert
12	Mac McCroskey
13	Justin Quinn
14	Price Allman
15	Dawson Walls
16	Ryan Blackwell
17	Hudson Hart
20	Sam Thompson
21	Caleb Isaacs
23	Jacob Godman
24	Garrett Casey
25	Conner Floyd
26	Max Lucas
28	Drew Stahl
30	Jacob Widener
31	Evan Kowalski
32	Ryan Tressler
33	Joshua Carvalho
35	Reed Ronan
36	Cade Denton
37	Andrew Roach
39	Brooks Fowler
40	Preston Baumgartner
41	Parker Ward
43	Dalton Patten
44	Jakob Hall





## HEAD COACH RYAN FOLMAR



RYAN FOLMAR



## THE FOLMAR FILE

## HIGH SCHOOL

Chambersburg HS

## ALMA MATER

Oklahoma State, 1994

B.S. Physical Education

## PLAYING EXPERIENCE

Oklahoma State: 1994-97

Portland Rockies (COL): 1997

Asheville Tourists (COL): 1998

## COACHING EXPERIENCE

Oral Roberts: 2013-Present

Head Coach

Oral Roberts: 2004-12

Assistant Coach

Team USA: 2008

Associate Coach

Oklahoma State: 1999-2003

Director of Operations

## ALL-AMERICANS

Brian Van Kirk • 2008

First Team • ABCA

First Team • Collegiate Baseball

Third Team • NCBWA

Third Team • Ping! Baseball

Mark Serrano • 2009

Second Team • Collegiate Baseball

Second Team • Coll. Baseball Insider

Second Team • Ping! Baseball

Jerry Sullivan • 2009

Third Team • Ping! Baseball

Cam Schiller • 2011

Third Team • Collegiate Baseball

Alex Gonzalez • 2013

Second Team • Perfect Game

Anthony Sequiera • 2015

Second Team • Louisville Slugger

Miguel Ausua • 2017

Second Team • NCBWA

Noah Cummings • 2017

Third Team • NCBWA

Ledgend Smith • 2022

Third Team • Collegiate Baseball

Cade Denton • 2022

Third Team • NCBWA

## FRESHMAN ALL-AMERICANS

T.J. Bennett • 2011

First Team • Collegiate Baseball

Alex Gonzalez • 2011

First Team • NCBWA

First Team • Collegiate Baseball

Jose Trevino • 2012

First Team • Louisville Slugger

First Team • Baseball America

First Team • NCBWA

Second Team • Perfect Game

Matt Whatley • 2015

First Team • Louisville Slugger

Second Team • Baseball America

Second Team • Perfect Game

Second Team • D1Baseball.com

Isaac Coffey • 2019

First Team • Baseball America

First Team • Collegiate Baseball

First Team • NCBWA

Second Team • D1 Baseball

Second Team • Perfect Game

**Head Coach**  
**11th Season**  
**Oklahoma State, '97**  
**Career Record: 362-221 (.632)**

Ryan Folmar begins year 11 as the head baseball coach at Oral Roberts University in 2023 with a career record of 319-210 (.603) and a five-time Summit League Coach of the Year (2015, '16, '17, '18, '21). Prior to being tabbed the head coach in 2013, Folmar served on the ORU coaching staff as an assistant for nine seasons.

In 2022, the Golden Eagles returned to an NCAA Regional for the first time since 2018 after capturing their 20th Summit League Championship. Folmar guided ORU to a 38-20 overall record and coached nine All-Summit League players, including the 2022 Pitcher of the Year Ledgend Smith. The Golden Eagles finished the season as the only program with road wins over multiple top 3 opponents and one of only two teams to have recorded victories over the two College World Series finalists (Ole Miss and OU).

ORU got hot in the final month of the season going 12-4 in May en route to the 26th conference tournament championship in program history. On May 2, 2022, Folmar led the Golden Eagles to a 7-3 road win at Air Force, marking the 2,000th victory in program history.

On April 15, 2022, Folmar picked up his 300th career victory with a 6-4 win at Western Illinois, becoming the fourth head coach in program history to reach the milestone.

In 2021, the Golden Eagles returned to the top of the Summit League standings to claim the league's regular season championship. After posting a 31-23 overall record and 19-7 Summit League mark, Folmar claimed his fifth Coach of the Year accolade as voted on by his league peers. The Golden Eagles got hot in the month of March after taking two of three at No. 8 LSU and at Dallas Baptist in back-to-back weekends. ORU closed out the regular season with wins in eight of their last 10 games to claim the Summit League title.

Folmar led the Golden Eagles to a 29-26 record in 2019 falling in the league title game. Spencer Henson (9th round) and Josh McMinn (27th round) were selected in the MLB Draft, while seven players earned All-Summit League honors.

With Folmar guiding the team in 2018, it claimed its 18th-consecutive regular season title and the program's 19th-straight tournament title as members of The Summit League posting a 38-20 overall record. ORU advanced to the NCAA Regionals for the 28th time in its history. Coach Folmar picked up his first-ever NCAA victory in 2017, a 14-6 win over in-state rival Oklahoma State in an elimination game.

The Golden Eagles swept The Summit League's postseason awards again in 2018 as Noah Cummings (Player of the Year) and Miguel Ausua (Pitcher of the Year) landed the awards for the second-straight year. Riley Keizer joined

the group being named Newcomer of the Year by the conference.

Dylan Snypes (Newcomer of the Year) was honored with Cummings and Ausua by The Summit League in winning postseason awards in 2017. Ausua and Cummings went on to be named to the 2017 NCBWA All-America Team becoming the first ORU players since 2015 to earn the distinction, while Matt Whatley was tabbed as the Johnny Bench Award winner as the nation's best collegiate catcher.

Folmar collected the 200th win of his ORU tenure April 21, 2018, with an 8-1 decision against South Dakota State becoming the fifth coach in program history to reach the milestone. He won game No. 100 against Little Rock March 4, 2016, getting a 14-5 win over the Trojans.

Before taking the reins as head coach at ORU, Folmar spent the previous nine seasons developing a reputation as one of the finest hitting instructors in all of college baseball. The Golden Eagles won the Summit League Championship in each of Folmar's nine seasons on the staff, advancing to NCAA Regional play each season.

Folmar joined the Golden Eagles after spending five seasons (1999-2003) as Director of Baseball Operations at Oklahoma State. At OSU, Folmar handled various administrative duties, including the Cowboy baseball camps and served as the color voice on OSU radio broadcasts for three years.

A four-year letter winner at Oklahoma State from 1994-97, Folmar earned honorable mention All-Big 8 honors as a sophomore in 1995 and helped lead the Cowboys to the 1996 College World Series. Following his playing days with the Cowboys, the Chambersburg, Pennsylvania, native spent two seasons in the Colorado Rockies organization.

## FOLMAR BY THE NUMBERS

\*25 MLB Draft picks

\*6 All-Americans

\*2 Freshman All-American

\*1 Johnny Bench Award winner (Matt Whatley - 2017)

\*5 Summit League Coach of the Years (2015, 2016, 2017, 2018, 2021)

\*6 Summit League Pitcher of the Years (2013, 2015, 2017, 2018, 2021, 2022)

\*4 Summit League Player of the Years (2015, 2017, 2018, 2019)

\*5 Summit League Newcomer of the Years (2015, 2016, 2017, 2018, 2021)

\*1 Summit League Relief Pitcher of the Year (2014)


\*55 First-Team All-Conference selections

\*21 Second-Team All-Conference selections

\*3 Third-Team All-Conference selections

\*5 Summit League Regular Season titles

\*5 Summit League Championship titles



2

**Dylan WIPPERMAN**

RSO. | INF | R/R  
6-0 | 185  
Leawood, Kan.  
Blue Valley HS



4

**Jake McMURRAY**

Sr. | INF | R/R  
6-1 | 200  
Tulsa, Okla.  
Bishop Kelley HS



5

**Holden BREEZE**


RJr. | INF | R/R  
5-9 | 175  
Gilbert, Ariz.  
South Mountain CC



7

**Jonah COX**

Jr. | INF/OF | R/R  
6-3 | 190  
Owasso, Okla.  
Eastern Oklahoma St.



8

**Blaze BROTHERS**

Sr. | INF | R/R  
5-10 | 185  
Lowell, Ark.  
Northeastern State



10

**Matt HOGAN**

RSr. | OF | L/R  
6-0 | 200  
Melville, N.Y.  
South Carolina



11

**Harley GOLLERT**


RSr. | LHP | R/L  
6-0 | 195  
Toronto, Ontario  
Austin Peay



12

**Mac McCROSKEY**


RSr. | INF | R/R  
6-1 | 180  
Springdale, Ark.  
Eastern Oklahoma St.



13

**Justin QUINN**

Sr. | OF | L/R  
6-1 | 185  
Chandler, Ariz.  
South Mountain CC



14

**Price ALLMAN**


RSO. | OF | R/R  
6-3 | 190  
Owasso, Okla.  
Arkansas



15

**Dawson WALLS**

So. | C | R/R  
6-2 | 180  
Farmington, N.M.  
Scottsdale CC



16

**Ryan BLACKWELL**


Jr. | C | R/R  
6-0 | 205  
Amarillo, Texas  
Midland College



17

**Hudson HART**

Fr. | RHP | R/R  
6-3 | 225  
Gretna, Neb.  
Gretna HS



20

**Sam THOMPSON**

RJr. | OF | L/R  
6-0 | 190  
Owasso, Okla.  
TCU



21

**Caleb ISAACS**


Jr. | LHP | R/L  
6-2 | 170  
Edmond, Okla.  
Western Oklahoma St.



23

**Jacob GODMAN**

Sr. | C | R/R  
6-2 | 200  
Las Vegas, Nev.  
North Carolina State



24

**Garrett CASEY**


Jr. | C | R/R  
5-10 | 190  
Owasso, Okla.  
Seminole State College



25

**Conner FLOYD**


Jr. | RHP | L/R  
6-2 | 225  
Bentonville, Ark.  
Crowder College



26

**Max LUCAS**

Jr. | INF | L/R  
5-10 | 178  
Aledo, Texas  
Panola Junior College



28

**Drew STAHL**

Jr. | INF | R/R  
6-0 | 185  
Phoenix, Ariz.  
Minnesota



30

**Jacob WIDENER**  
RSo. | LHP | R/L  
6-7 | 235  
San Marcos, Calif.  
Palomar CC




31

**Evan KOWALSKI**  
Sr. | RHP | R/R  
6-2 | 200  
Guthrie, Okla.  
NOC - Enid




32

**Ryan TRESSLER**  
Jr. | RHP | R/R  
6-3 | 205  
Gallatin, Tenn.  
John A. Logan College



33

**Joshua CARVALHO**  
So. | RHP | R/R  
6-7 | 230  
Santa Clara, Calif.  
Chabot College



35

**Reed RONAN**  
Jr. | LHP | R/L  
5-11 | 150  
Bentonville, Ark.  
Bentonville HS



36

**Cade DENTON**  
Jr. | RHP | R/R  
6-3 | 180  
Rowlett, Texas  
Rowlett HS



37

**Andrew ROACH**  
RSr. | RHP | R/R  
6-2 | 200  
Springdale, Ark.  
UNC-Charlotte



39

**Brooks FOWLER**  
So. | RHP | R/R  
6-2 | 180  
Jenks, Okla.  
Jenks HS



41

**Parker WARD**  
So. | UTIL | R/R  
5-11 | 180  
Leedey, Okla.  
Redlands CC



43

**Dalton PATTEN**  
So. | UTIL/RHP | S/R  
5-10 | 160  
Red Oak, Okla.  
Eastern Oklahoma St.



44

**Jakob HALL**  
So. | INF/RHP | R/R  
6-2 | 175  
Bartlesville, Okla.  
Bartlesville HS



HC

**Ryan FOLMAR**  
Head Coach  
11th Season



AC

**Ryan NEILL**  
Assistant Coach  
19th Season



AC

**Wes DAVIS**  
Assistant/Pitching  
Coach  
13th Season



VA

**Jimmy TURK**  
Volunteer Assistant  
2nd Season



**STANDINGS**

Team	Conference					Overall						
	GP	Record	Win %	RF	RA	GP	Record	Win %	RF	RA	Last 10	Streak
Oral Roberts	24	23-1	.958	250	76	54	43-11	.796	443	212	10-0	W15
North Dakota St.	23	16-7	.696	187	91	50	22-28	.440	338	295	8-2	W2
South Dakota St.	24	13-11	.542	164	160	48	22-26	.458	327	317	4-6	L2
Omaha	23	9-14	.391	122	159	47	21-26	.447	271	313	5-5	W1
Northern Colo.	24	8-16	.333	129	204	45	11-34	.244	239	447	3-7	L1
Western Illinois	24	8-16	.333	116	185	42	12-40	.231	244	430	5-5	L4
St. Thomas	24	6-18	.250	99	192	44	10-34	.227	186	354	3-7	W1

**PLAYER OF THE WEEK**

Week 1 - Mac McCroskey - ORU  
 Week 2 - Nick Mitchell - WIU  
 Week 3 - Mike Boeve - Omaha  
 Week 4 - Nick Mitchell - WIU  
 Week 5 - Matt Hogan - ORU  
 Week 6 - Caden Wagner - UNC  
 Week 7 - Matt Hogan - ORU  
 Week 8 - Mac McCroskey - ORU  
 Week 9 - Ryan McDonald - SDSU  
 Week 10 - Jonah Cox - ORU  
 Week 11 - Jake McMurray (ORU)/James Dunlap (NDSU)  
 Week 12 - Jake McMurray - ORU  
 Week 13 - Nic Nelson - SDSU  
 Week 14 -

After collecting their 20th Summit League Tournament Championship in 2022, the Oral Roberts baseball team was picked as the unanimous favorite to claim the Summit League crown in the 2023 Preseason Baseball Coaches' Poll.

The Golden Eagles earned 42 points and received all six first-place votes they could, while North Dakota State secured the remaining one and was pegged to finish second with 36 points in the poll voted on by the league's seven head coaches.

St. Thomas was picked to finish fifth, which is where they finished during the program's first season as a Summit League member a season ago. The Tommies, who garnered 17 points, went 10-14 in Summit League play in 2022.

Northern Colorado and Western Illinois round out the poll in sixth (12) and seventh-place (7), respectively and both programs will have new head coaches leading the way in 2023.

**Coaches are not allowed to vote for their own team in the poll.**  
**\*St. Thomas and Northern Colorado are in their first season in the league.**

**PITCHER OF THE WEEK**

Week 1 - Jakob Hall - ORU  
 Week 2 - Cade Denton - ORU  
 Week 3 - Brooks Fowler - ORU  
 Week 4 - Caleb Riedel (Omaha)/Tristen Roehrich (NDSU)  
 Week 5 - Jake Goble - SDSU  
 Week 6 - Cade Feeney - NDSU  
 Week 7 - Preston Tenney - UNO  
 Week 8 - Cade Feeney (NDSU)/Dylan Smith (UNC)  
 Week 9 - Evan Esch - UST  
 Week 10 - Jake Goble - SDSU  
 Week 11 - Cade Feeney - NDSU  
 Week 12 - Harrison Kreiling - Omaha  
 Week 13 - Dylan Smith - Northern Colorado  
 Week 14 -

**2023 SUMMIT LEAGUE PRESEASON POLL**

Pl.	Team	Points (1st)	2021 Record
1.	Oral Roberts	42 (6)	38-20 (17-7)
2.	North Dakota State	36 (1)	31-19 (17-5)
3.	Omaha	30	26-31 (12-12)
4.	South Dakota State	24	22-23 (13-9)
5.	St. Thomas	17	16-29 (10-14)
6.	Northern Colorado	12	12-39 (8-16)
7.	Western Illinois	7	8-44 (5-19)

**SCORE BY INNING**

	1st	2nd	3rd	4th	5th	6th	7th	8th	9th	10th+	Total
Oral Roberts	48	45	44	42	73	48	52	69	17	5	443
Opponents	25	22	17	29	24	26	26	28	13	2	212





## OVERALL STATISTICS

(All games Sorted by Batting avg)

Record: 43-11 Home: 23-4 Away: 18-6 Neutral: 2-1 SummitLeague: 23-1

Player	avg	gp-gs	ab	r	h	2b	3b	hr	rbi	tb	slg%	bb	hp	so	gdp	ob%	sf	sh	sb-att	po	a	e	fld%
7 Jonah Cox	.425	54-53	221	61	94	16	8	9	55	153	.692	25	2	37	2	.484	2	4	26-29	126	2	2	.985
10 Matt Hogan	.345	51-49	174	47	60	10	3	16	61	124	.713	39	10	52	0	.476	6	1	8-10	109	8	3	.975
5 Holden Breeze	.327	54-54	202	43	66	12	0	5	34	93	.460	27	5	39	4	.412	4	4	4-6	25	68	5	.949
13 Justin Quinn	.324	35-35	142	44	46	7	0	7	27	74	.521	10	9	19	2	.399	2	3	8-8	29	0	0	1.000
4 Jake McMurray	.311	54-54	225	49	70	10	1	6	38	100	.444	31	4	24	3	.395	6	2	2-3	401	20	0	1.000
8 Blaze Brothers	.307	53-52	192	48	59	18	2	10	34	111	.578	15	4	45	1	.366	2	1	18-19	85	43	4	.970
12 Mac McCroskey	.292	54-54	219	55	64	8	1	13	54	113	.516	27	4	38	2	.371	6	2	16-20	71	162	9	.963
23 Jacob Godman	.283	47-40	152	27	43	9	2	3	25	65	.428	19	1	29	3	.362	2	1	3-3	379	29	4	.990
28 Drew Stahl	.262	51-51	183	36	48	12	0	10	45	90	.492	32	5	44	2	.383	2	3	5-5	46	81	1	.992
15 Dawson Walls	1.000	1-0	1	0	1	0	0	0	0	1	1.000	0	0	0	0	1.000	0	0	0-0	0	0	0	.000
26 Max Lucas	.364	12-4	22	1	8	2	0	0	2	10	.455	1	0	8	0	.391	0	1	0-0	0	1	0	1.000
2 Dylan Wiperman	.286	8-0	7	1	2	0	0	0	0	2	.286	0	0	2	0	.286	0	0	0-0	4	2	1	.857
20 Sam Thompson	.273	27-19	66	17	18	4	1	3	9	33	.500	12	5	21	1	.422	0	1	0-1	14	0	0	1.000
16 Ryan Blackwell	.250	14-6	20	4	5	2	0	0	2	7	.350	3	2	10	1	.400	0	0	0-0	47	2	0	1.000
40 Preston Baumgartner	.250	15-4	20	2	5	1	0	1	7	9	.450	4	1	10	0	.385	1	0	0-0	2	0	0	1.000
43 Dalton Patten	.250	5-1	8	2	2	0	0	1	3	5	.625	1	1	3	0	.400	0	0	0-0	5	4	1	.900
24 Garrett Casey	.229	14-10	35	5	8	0	0	2	6	14	.400	6	1	7	1	.357	0	1	0-0	68	6	0	1.000
41 Parker Ward	.000	4-0	1	1	0	0	0	0	0	0	.000	1	0	0	0	.500	0	0	1-1	0	0	0	.000
Totals	.317	54	1890	443	599	111	18	86	402	1004	.531	253	54	388	22	.406	33	24	91-105	1425	486	32	.984
Opponents	.235	54	1739	212	409	70	6	56	203	659	.379	177	50	488	35	.321	15	15	33-48	1380	430	63	.966

LOB - Team (431), Opp (359). DPs turned - Team (43), Opp (26). IBB - Team (3), M. McCroskey 1, J. Cox 1, J. Godman 1. Picked off - M. McCroskey 3, J. Cox 1, S. Thompson 1, G. Casey 1, P. Ward 1.

(All games Sorted by Earned run avg)

Player	era	w-l	app	gs	cg	sho	sv	ip	h	r	er	bb	so	2b	3b	hr	b/avg	wp	hp	bk	sfa	sha
36 Cade Denton	1.51	1-1	26	0	0	0/3	12	47.2	35	8	8	8	60	3	0	1	.207	3	3	0	1	0
39 Brooks Fowler	2.60	8-1	13	13	0	0/2	0	62.1	47	20	18	22	58	8	2	7	.206	0	7	1	1	1
30 Jacob Widener	2.97	2-2	24	2	0	0/2	1	39.1	21	15	13	17	64	3	0	3	.160	1	13	1	0	1
33 Joshua Carvalho	3.10	5-1	14	10	0	0/1	0	49.1	42	21	17	24	36	9	0	6	.237	5	5	2	2	2
11 Harley Gollert	3.33	9-1	14	13	0	0/0	0	75.2	64	29	28	26	75	9	2	10	.233	1	6	1	2	5
44 Jakob Hall	3.56	7-3	14	14	0	0/2	0	81.0	74	36	32	10	80	15	0	10	.245	3	9	0	1	2
21 Caleb Isaacs	4.54	6-0	23	0	0	0/1	0	37.2	38	20	19	18	37	5	1	7	.271	0	2	1	0	1
43 Dalton Patten	4.75	3-1	22	0	0	0/1	4	36.0	24	19	19	15	38	5	1	3	.194	10	1	1	4	2
31 Evan Kowalski	6.00	1-1	17	2	0	0/2	2	27.0	33	19	18	13	21	7	0	4	.308	4	0	1	2	1
14 Price Allman	2.08	0-0	5	0	0	0/0	0	4.1	5	1	1	2	0	1	0	0	.313	0	1	0	0	0
25 Conner Floyd	3.00	1-0	3	0	0	0/0	0	3.0	1	1	1	3	7	0	0	0	.091	0	1	0	0	0
17 Hudson Hart	10.38	0-0	5	0	0	0/1	0	4.1	6	6	5	6	4	1	0	1	.353	0	1	0	2	0
37 Andrew Roach	13.50	0-0	7	0	0	0/3	0	4.2	12	7	7	3	6	2	0	1	.462	0	1	0	0	0
35 Reed Ronan	27.00	0-0	5	0	0	0/0	0	2.2	7	8	8	8	2	2	0	3	.438	0	0	0	0	0
32 Ryan Tressler	99.00	0-0	1	0	0	0/0	0	0.0	0	2	2	2	0	0	0	0		0	0	0	0	0
Totals	3.71	43-11	54	54	0	5/5	19	475.0	409	212	196	177	488	70	6	56	.235	27	50	8	15	15
Opponents	7.59	11-43	54	54	0	1/1	5	460.0	599	443	388	253	388	111	18	86	.317	66	54	6	33	24

PB - Team (5), J. Godman 2, G. Casey 2, R. Blackwell 1, Opp (9). Pickoffs - Team (8), J. Hall 4, C. Isaacs 2, E. Kowalski 1, H. Gollert 1, Opp (7). SBA/ATT - J. Godman (24-35), G. Casey (5-9), B. Fowler (6-8), J. Hall (5-8), J. Carvalho (5-6), J. Widener (5-6), H. Gollert (4-6), R. Blackwell (4-4), C. Denton (1-4), A. Roach (3-3), R. Ronan (2-2), C. Isaacs (0-2), D. Patten (1-1), E. Kowalski (0-1), H. Hart (1-1).



## 2023 SEASON RESULTS

## ORU RECORD WHEN:

Date	Opponent	Score	R-H-E / R-H-E	Inns	Overall	SL	Pitcher of Rec.	Attend	Time
Feb. 17	Northern Illinois	W, 16-2	16-16-1/2-6-3	9	1-0	0-0	Jakob Hall	1213	2:40
Feb. 18	Northern Illinois	W, 8-2	8-12-0/2-7-2	9	2-0	0-0	Harley Gollert	620	2:51
Feb. 18	Northern Illinois	W, 3-2()	3-5-2/2-6-1	10	3-0	0-0	Conner Floyd	212	3:18
Feb. 19	Northern Illinois	W, 6-1	6-9-0/1-8-0	9	4-0	0-0	Brooks Fowler	463	2:46
Feb. 22	Missouri State	L, 5-8	5-7-0/8-11-2	9	4-1	0-0	Joshua Carvalho	302	2:49
Feb. 24	at Texas State	L, 2-3	2-9-0/3-3-1	9	4-2	0-0	Jakob Hall	1623	2:04
Feb. 25	at Texas State	W, 6-3	6-10-0/3-2-4	9	5-2	0-0	Harley Gollert	1715	2:33
Feb. 26	at Texas State	W, 8-4	8-11-0/4-6-2	9	6-2	0-0	Caleb Isaacs	1408	3:10
March 1	Tarleton State	W, 6-5	6-9-0/5-6-1	9	7-2	0-0	Joshua Carvalho	764	2:39
March 3	Stephen F. Austin	L, 9-16	9-12-2/16-15-1	9	7-3	0-0	Jakob Hall	613	2:31
March 4	Stephen F. Austin	L, 2-4()	2-17-1/4-11-0	12	7-4	0-0	Jacob Widener	813	3:16
March 5	Stephen F. Austin	W, 9-1	9-9-0/1-4-0	9	8-4	0-0	Brooks Fowler	764	2:13
March 7	at Wichita State	W, 6-5	6-10-1/5-8-2	9	9-4	0-0	Joshua Carvalho	1147	3:00
March 10	at Dallas Baptist	L, 1-2	1-9-0/2-7-0	9	9-5	0-0	Jakob Hall	851	2:16
March 11	at Dallas Baptist	L, 5-15	5-11-0/15-15-0	9	9-6	0-0	Dalton Patten	892	2:49
March 12	at Dallas Baptist	L, 0-3	0-6-2/3-7-0	9	9-7	0-0	Brooks Fowler	896	2:07
March 14	at Tarleton State	W, 9-6	9-12-0/6-8-2	9	10-7	0-0	Cade Denton	120	2:45
March 15	at Abilene Christian	L, 8-10	8-12-2/10-10-1	9	10-8	0-0	Jacob Widener	563	3:04
March 17	St. Thomas*	W, 10-2	10-9-0/2-8-0	9	11-8	1-0	Jakob Hall	544	2:35
March 18	St. Thomas*	W, 21-2^	21-24-0/2-6-0	7	12-8	2-0	Harley Gollert	585	2:30
March 19	St. Thomas*	W, 8-2	8-14-0/2-8-2	9	13-8	3-0	Caleb Isaacs	586	2:17
March 21	Wichita State	W, 5-2	5-9-1/2-6-2	9	14-8	3-0	Evan Kowalski	713	2:46
March 24	at Memphis	W, 11-1	11-11-0/1-3-1	9	15-8	3-0	Jakob Hall	177	2:14
March 25	at Memphis	L, 5-7	5-5-0/7-11-1	9	15-9	3-0	Harley Gollert	528	2:18
March 26	at Memphis	W, 10-3	10-17-0/3-5-0	9	16-9	3-0	Joshua Carvalho	411	2:32
March 28	at Missouri State	W, 4-0	4-7-0/0-5-1	9	17-9	3-0	Jacob Widener	383	2:57
March 31	Western Illinois*	W, 16-5^	16-13-0/5-11-2	7	18-9	4-0	Caleb Isaacs	734	2:29
April 1	Western Illinois*	W, 7-2	7-10-2/2-8-3	9	19-9	5-0	Harley Gollert	801	2:27
April 2	Western Illinois*	W, 13-3^	13-11-1/3-5-1	8	20-9	6-0	Joshua Carvalho	607	2:26
April 4	Oklahoma	L, 2-12	2-5-1/12-17-1	9	20-10	6-0	Evan Kowalski	1941	3:11
April 6	at Omaha*	W, 5-4	5-10-0/4-12-0	9	21-10	7-0	Brooks Fowler	378	2:20
April 7	at Omaha*	W, 16-9	16-17-1/9-13-1	9	22-10	8-0	Joshua Carvalho	505	3:05
April 8	at Omaha*	W, 8-5	8-9-0/5-8-2	9	23-10	9-0	Caleb Isaacs	506	2:49
April 11	at Oklahoma State	W, 8-5	8-14-0/5-9-1	9	24-10	9-0	Caleb Isaacs	4781	3:16
April 14	Northern Colorado*	W, 10-0^	10-14-2/0-5-0	8	25-10	10-0	Jakob Hall	1347	2:05
April 15	Northern Colorado*	W, 12-6	12-11-0/6-8-3	9	26-10	11-0	Harley Gollert	813	2:35
April 16	Northern Colorado*	W, 13-3^	13-17-2/3-6-1	9	27-10	12-0	Brooks Fowler	904	2:52
April 21	North Dakota State*	W, 10-0^	10-11-0/0-7-0	7	28-10	13-0	Jakob Hall	57	2:58
April 22	North Dakota State*	L, 2-4	2-5-1/4-8-0	9	28-11	13-1	Cade Denton	64	2:19
April 23	North Dakota State*	W, 8-4()	8-12-2/4-8-0	13	29-11	14-1	Dalton Patten	54	3:09
April 25	at Oklahoma (Canceled)								
April 28	South Dakota State*	W, 5-3	5-6-0/3-4-2	9	30-11	15-1	Jakob Hall	1025	2:09
April 29	South Dakota State*	W, 10-3	10-13-0/3-8-2	9	31-11	16-1	Harley Gollert	1213	3:04
April 30	South Dakota State*	W, 18-7^	18-16-1/7-11-2	7	32-11	17-1	Brooks Fowler	1026	2:42
May 2	Oklahoma State	W, 9-7	9-9-0/7-11-2	9	33-11	17-1	Jacob Widener	2273	2:55
May 5	at St. Thomas*	W, 8-3	8-11-1/3-7-1	9	34-11	18-1	Caleb Isaacs	229	2:35
May 6	at St. Thomas*	W, 11-2	11-11-0/2-4-1	9	35-11	19-1	Harley Gollert	230	2:35
May 7	at St. Thomas*	W, 8-1	8-9-1/1-6-2	9	36-11	20-1	Brooks Fowler	413	2:37
May 9	at Wichita State	W, 4-1	4-9-2/1-3-2	9	37-11	20-1	Dalton Patten	1692	3:08
May 12	Southern Indiana	W, 12-4	12-14-0/4-9-2	9	38-11	20-1	Jakob Hall	1084	2:52
May 13	Southern Indiana	W, 9-2	9-16-0/2-7-0	9	39-11	20-1	Harley Gollert	1247	2:34
May 14	Southern Indiana	W, 5-0	5-9-1/0-4-0	9	40-11	20-1	Brooks Fowler	1170	3:41
May 18	at Western Illinois*	W, 7-4	7-11-0/4-9-1	9	41-11	21-1	Harley Gollert	94	2:15
May 19	at Western Illinois*	W, 12-2	12-11-2/2-6-3	9	42-11	22-1	Dalton Patten	67	3:03
May 20	at Western Illinois*	W, 12-0^	12-13-0/0-3-0	9	43-11	23-1	Brooks Fowler	150	2:16
May 24	Omaha\$								

\*Summit League game    () extra inning game    ^ 10-run mercy rule    \$Summit League Tournament

## Win-loss summary:

Total .....	43-11
Conference .....	23-1
Non-Conf.....	20-10
Home .....	23-4
Away.....	18-6
Neutral .....	2-1
Day .....	33-8
Night .....	10-3
vs Left Handed Starter.....	12-3
vs Right Handed Starter .....	31-8
1-Run games.....	4-2
2-Run games.....	2-4
5+Run games.....	27-3
Extra innings.....	2-1
Shutouts.....	5-1
Scoring 0-2 runs .....	0-6
Scoring 3-5 runs .....	7-3
Scoring 6-9 runs .....	18-2
Scoring 10+ runs .....	18-0
Opponent 0-2 runs .....	21-1
Opponent 3-5 runs .....	17-4
Opponent 6-9 runs .....	5-2
Opponent 10+ runs .....	0-4
Scored in 1st inning.....	20-1
Opp. scored in 1st.....	17-3
Scores first .....	26-4
Opp. scores first .....	17-7
After 6 leading.....	35-2
After 6 trailing .....	4-9
After 6 tied .....	4-0
After 7 leading .....	32-1
After 7 trailing .....	3-9
After 7 tied.....	4-1
After 8 leading.....	32-1
After 8 trailing .....	0-10
After 8 tied .....	3-0
Hit 0 home runs .....	8-3
Hit 1 home run .....	12-6
Hit 2+ home runs .....	23-2
Opponent 0 home runs.....	21-3
Opponent 1 home run .....	11-2
Opponent 2+ HRs .....	11-6
Made 0 errors .....	27-5
Made 1 error .....	9-3
Made 2+ errors .....	7-3
Opp. made 0 errors.....	12-5
Opp. made 1 error .....	12-5
Opp. made 2+ errors.....	19-1
Out-hit opponent.....	40-4
Out-hit by opponent.....	3-7
Hits are tied.....	0-0



## MISCELLANEOUS STATS

Multiple Hit Games	2	3	4	5+	Total	Multiple RBI Games	2	3	4	5+	Total
7 Jonah Cox	16	11	1	-	28	10 Matt Hogan	9	6	2	1	18
4 Jake McMurray	18	4	1	-	23	12 Mac McCroskey	10	3	1	1	15
12 Mac McCroskey	12	7	-	-	19	7 Jonah Cox	9	3	2	-	14
8 Blaze Brothers	16	3	-	-	19	4 Jake McMurray	9	5	-	-	14
10 Matt Hogan	13	4	1	-	18	28 Drew Stahl	4	5	2	-	11
5 Holden Breeze	12	3	2	-	17	5 Holden Breeze	8	-	-	-	8
13 Justin Quinn	11	4	-	-	15	13 Justin Quinn	5	3	-	-	8
28 Drew Stahl	10	2	-	-	12	8 Blaze Brothers	5	1	-	1	7
23 Jacob Godman	10	1	-	-	11	23 Jacob Godman	4	2	-	-	6
20 Sam Thompson	4	1	-	-	5	20 Sam Thompson	3	1	-	-	4
24 Garrett Casey	3	-	-	-	3	24 Garrett Casey	2	-	-	-	2
40 Preston Baumgartner	1	-	-	-	1	16 Ryan Blackwell	1	-	-	-	1
26 Max Lucas	1	-	-	-	1	40 Preston Baumgartner	-	-	1	-	1
TEAM	127	40	5	0	172	26 Max Lucas	1	-	-	-	1
						43 Dalton Patten	-	1	-	-	1
						TEAM	70	30	7	4	111

Hitting Streaks	Longest	Current	Reached Base Streaks	Longest	Current
7 Jonah Cox	38	38	7 Jonah Cox	38	38
4 Jake McMurray	14	1	10 Matt Hogan	26	26
28 Drew Stahl	8	-	5 Holden Breeze	20	20
12 Mac McCroskey	8	8	8 Blaze Brothers	19	2
13 Justin Quinn	7	7	4 Jake McMurray	19	19
8 Blaze Brothers	7	2	28 Drew Stahl	18	13
23 Jacob Godman	7	2	12 Mac McCroskey	12	8
10 Matt Hogan	7	1	13 Justin Quinn	11	11
5 Holden Breeze	6	3	23 Jacob Godman	8	2
20 Sam Thompson	3	-	20 Sam Thompson	6	-
26 Max Lucas	3	2	16 Ryan Blackwell	4	-
16 Ryan Blackwell	3	-	24 Garrett Casey	4	-
24 Garrett Casey	3	-	26 Max Lucas	3	2
43 Dalton Patten	2	-	43 Dalton Patten	2	-
15 Dawson Walls	1	1	40 Preston Baumgartner	2	2
2 Dylan Wipperman	1	1	2 Dylan Wipperman	1	1
40 Preston Baumgartner	1	1	15 Dawson Walls	1	1

## TEAM HIGHS

## Batting

At bats:	49	-	vs Stephen F. Austin (Mar 04, 2023)
Runs scored:	49	-	vs North Dakota State (Apr 23, 2023 at Council Bluffs, Iowa)
Hits:	21	-	vs St. Thomas (Mar 18, 2023)
RBI's:	24	-	vs St. Thomas (Mar 18, 2023)
Doubles:	21	-	vs St. Thomas (Mar 18, 2023)
Triples:	7	-	at Omaha (Apr 07, 2023)
Home runs:	1	-	(18 times)
	5	-	vs Northern Illinois (Feb 17, 2023)
	5	-	at Omaha (Apr 07, 2023)
Total bases:	40	-	vs St. Thomas (Mar 18, 2023)
Walks:	11	-	vs Western Illinois (Mar 31, 2023)
Strikeouts:	18	-	at DBU (Mar 10, 2023)
Sac hits:	3	-	at Omaha (Apr 08, 2023)
Sac flies:	3	-	at Western Illinois (May 19, 2023)
Stolen bases:	7	-	vs St. Thomas (Mar 17, 2023)
Hit by pitch:	4	-	vs Northern Colorado (Apr 16, 2023)
Caught stealing:	2	-	at Memphis (Mar 26, 2023)
	2	-	vs Western Illinois (Mar 31, 2023)
Runners LOB:	16	-	vs Stephen F. Austin (Mar 04, 2023)
Hit into DP:	3	-	at Wichita State (May 09, 2023)

## Fielding

Putouts:	39	-	vs North Dakota State (Apr 23, 2023 at Council Bluffs, Iowa)
Assists:	16	-	vs North Dakota State (Apr 23, 2023 at Council Bluffs, Iowa)
Errors:	2	-	(10 times)
Passed balls:	1	-	(5 times)
DPs turned:	3	-	vs Northern Illinois (Feb 18, 2023)

## Pitching

Innings pitched:	13.0	-	vs North Dakota State (Apr 23, 2023 at Council Bluffs, Iowa)
Runs allowed:	16	-	vs Stephen F. Austin (Mar 03, 2023)
Earned runs:	15	-	at DBU (Mar 11, 2023)
Walks allowed:	8	-	at DBU (Mar 11, 2023)
Strikeouts:	16	-	vs Northern Illinois (Feb 18, 2023)
	16	-	vs Stephen F. Austin (Mar 04, 2023)
Hits allowed:	17	-	vs Oklahoma (Apr 04, 2023)
Doubles allowed:	4	-	vs Missouri State (Feb 22, 2023)
Triples allowed:	1	-	(6 times)
Homers allowed:	5	-	at DBU (Mar 11, 2023)
Wild pitches:	4	-	at Western Illinois (May 19, 2023)
Hit batters:	3	-	vs Northern Illinois (Feb 18, 2023)
	3	-	at Texas State (Feb 26, 2023)
	3	-	vs Tarleton State (Mar 01, 2023)

## UNIFORM TRACKER



White Top  
White Pant  
9-3

Navy Top  
White Pant  
7-1

Gold Top  
White Pant  
7-0

Gray Top  
Gray Pant  
7-4

Navy Top  
Gray Pant  
13-3

Gold Top  
Gray Pant  
0-0

## INDIVIDUAL HIGHS

## Batting

At bats:	6	-	(15 times)
Runs scored:	4	-	(4 times)
Hits:	4	-	(5 times)
RBI's:	6	-	Mac McCroskey vs Northern Illinois (Feb 17, 2023)
Doubles:	2	-	(4 times)
Triples:	1	-	(17 times)
Home runs:	3	-	Mac McCroskey vs Northern Illinois (Feb 17, 2023)
Total bases:	12	-	Mac McCroskey vs Northern Illinois (Feb 17, 2023)
Walks:	3	-	(11 times)
Strikeouts:	4	-	Matt Hogan at Texas State (Feb 26, 2023)
	4	-	Mac McCroskey at DBU (Mar 11, 2023)
	4	-	Matt Hogan at Memphis (Mar 24, 2023)
Sac hits:	1	-	(23 times)
Sac flies:	1	-	(27 times)
Stolen bases:	3	-	Blaze Brothers vs St. Thomas (Mar 17, 2023)
	3	-	Jonah Cox vs Western Illinois (Mar 31, 2023)
Hit by pitch:	2	-	Matt Hogan vs Oklahoma (Apr 04, 2023)
Caught stealing:	1	-	(14 times)
Runners LOB:	6	-	Jonah Cox vs Stephen F. Austin (Mar 04, 2023)
	6	-	Mac McCroskey vs Southern Indiana (May 14, 2023)

## Fielding

Putouts:	17	-	Jacob Godman vs Northern Illinois (Feb 18, 2023)
Assists:	7	-	Mac McCroskey vs Western Illinois (Apr 02, 2023)
	7	-	Mac McCroskey vs North Dakota State (Apr 23, 2023 at Council Bluffs, Iowa)
	7	-	Blaze Brothers at St. Thomas (May 07, 2023)
Errors:	1	-	(30 times)
Passed balls:	1	-	(4 times)

## Pitching

Innings pitched:	7.2	-	Jakob Hall vs South Dakota State (Apr 28, 2023)
Runs allowed:	8	-	Jakob Hall vs Stephen F. Austin (Mar 03, 2023)
Earned runs:	6	-	Jakob Hall vs Stephen F. Austin (Mar 03, 2023)
	6	-	Dalton Patten at DBU (Mar 11, 2023)
Walks allowed:	4	-	Harley Gollert vs Stephen F. Austin (Mar 04, 2023)
	4	-	Joshua Carvalho at Abilene Christian (Mar 15, 2023)
	4	-	Brooks Fowler vs South Dakota State (Apr 30, 2023)
Strikeouts:	8	-	(4 times)
Hits allowed:	9	-	Harley Gollert at Memphis (Mar 25, 2023)
Doubles allowed:	3	-	Jakob Hall vs Northern Illinois (Feb 17, 2023)
	3	-	Joshua Carvalho vs Missouri State (Feb 22, 2023)
	3	-	Harley Gollert vs South Dakota State (Apr 29, 2023)
Triples allowed:	1	-	(6 times)
Homers allowed:	3	-	Joshua Carvalho vs Missouri State (Feb 22, 2023)
Wild pitches:	2	-	Dalton Patten at Abilene Christian (Mar 15, 2023)
Hit batters:	3	-	Joshua Carvalho vs Tarleton State (Mar 01, 2023)





## GAME-BY-GAME STARTERS BY POSITION

Date	Opponent	C	1B	2B	3B	SS	LF	CF	RF	DH
Feb. 17	Northern Illinois	Godman	McMurray	Stahl	Breeze	McCroskey	Quinn	Hogan	Thompson	Cox
Feb. 18	Northern Illinois	Casey	McMurray	Stahl	Breeze	McCroskey	Quinn	Cox	Hogan	Brothers
Feb. 18	Northern Illinois	Godman	McMurray	Stahl	Breeze	McCroskey	Quinn	Hogan	Thompson	Brothers
Feb. 19	Northern Illinois	Godman	McMurray	Brothers	Breeze	McCroskey	Quinn	Cox	Hogan	Thompson
Feb. 22	Missouri State	Godman	McMurray	Brothers	Breeze	McCroskey	Quinn	Cox	Hogan	Stahl
Feb. 24	at Texas State	Godman	McMurray	Brothers	Breeze	McCroskey	Quinn	Cox	Hogan	Stahl
Feb. 25	at Texas State	Godman	McMurray	Stahl	Breeze	McCroskey	Brothers	Cox	Hogan	Thompson
Feb. 26	at Texas State	Godman	McMurray	Stahl	Breeze	McCroskey	Brothers	Cox	Hogan	Thompson
March 1	Tarleton State	Godman	McMurray	Stahl	Breeze	McCroskey	Brothers	Cox	Baumgartner	Blackwell
March 3	Stephen F. Austin	Godman	McMurray	Stahl	Breeze	McCroskey	Brothers	Cox	Hogan	Thompson
March 4	Stephen F. Austin	Blackwell	McMurray	Stahl	Breeze	McCroskey	Brothers	Cox	Hogan	Lucas
March 5	Stephen F. Austin	Godman	McMurray	Stahl	Breeze	McCroskey	Brothers	Cox	Hogan	Lucas
March 7	at Wichita State	Godman	McMurray	Stahl	Breeze	McCroskey	Brothers	Cox	Hogan	Baumgartner
March 10	at Dallas Baptist	Godman	McMurray	Stahl	Breeze	McCroskey	Brothers	Cox	Hogan	Lucas
March 11	at Dallas Baptist	Blackwell	McMurray	Stahl	Breeze	McCroskey	Brothers	Cox	Hogan	Thompson
March 12	at Dallas Baptist	Godman	McMurray	Stahl	Breeze	McCroskey	Brothers	Cox	Hogan	Baumgartner
March 14	at Tarleton State	Casey	McMurray	Stahl	Breeze	McCroskey	Brothers	Cox	Hogan	Thompson
March 15	at Abilene Christian	Godman	McMurray	Stahl	Breeze	McCroskey	Brothers	Cox	Hogan	Thompson
March 17	St. Thomas*	Godman	McMurray	Brothers	Breeze	McCroskey	Thompson	Cox	Hogan	Casey
March 18	St. Thomas*	Casey	McMurray	Brothers	Breeze	McCroskey	Thompson	Cox	Hogan	Stahl
March 19	St. Thomas*	Godman	McMurray	Brothers	Breeze	McCroskey	Thompson	Cox	Hogan	Stahl
March 21	Wichita State	Godman	McMurray	Stahl	Breeze	McCroskey	Brothers	Cox	Hogan	Thompson
March 24	at Memphis	Godman	McMurray	Stahl	Breeze	McCroskey	Brothers	Cox	Hogan	Quinn
March 25	at Memphis	Casey	McMurray	Stahl	Breeze	McCroskey	Brothers	Cox	Hogan	Baumgartner
March 26	at Memphis	Godman	McMurray	Stahl	Breeze	McCroskey	Brothers	Cox	Hogan	Quinn
March 28	at Missouri State	Godman	McMurray	Stahl	Breeze	McCroskey	Brothers	Cox	Hogan	Quinn
March 31	Western Illinois*	Godman	McMurray	Stahl	Breeze	McCroskey	Brothers	Cox	Hogan	Quinn
April 1	Western Illinois*	Casey	McMurray	Brothers	Breeze	McCroskey	Thompson	Cox	Hogan	Quinn
April 2	Western Illinois*	Godman	McMurray	Stahl	Breeze	McCroskey	Brothers	Cox	Hogan	Patten
April 4	Oklahoma	Godman	McMurray	Stahl	Breeze	McCroskey	Brothers	Cox	Hogan	Quinn
April 6	at Omaha*	Godman	McMurray	Stahl	Breeze	McCroskey	Brothers	Cox	Hogan	Quinn
April 7	at Omaha*	Blackwell	McMurray	Stahl	Breeze	McCroskey	Brothers	Cox	Hogan	Quinn
April 8	at Omaha*	Godman	McMurray	Stahl	Breeze	McCroskey	Thompson	Cox	Hogan	Quinn
April 11	at Oklahoma State	Godman	McMurray	Stahl	Breeze	McCroskey	Brothers	Cox	Hogan	Quinn
April 14	Northern Colorado*	Godman	McMurray	Stahl	Breeze	McCroskey	Brothers	Cox	Hogan	Quinn
April 15	Northern Colorado*	Blackwell	McMurray	Stahl	Breeze	McCroskey	Brothers	Cox	Hogan	Quinn
April 16	Northern Colorado*	Godman	McMurray	Brothers	Breeze	McCroskey	Quinn	Cox	Thompson	Stahl
April 21	North Dakota State*	Godman	McMurray	Brothers	Breeze	McCroskey	Quinn	Cox	Hogan	Stahl
April 22	North Dakota State*	Blackwell	McMurray	Brothers	Breeze	McCroskey	Quinn	Cox	Hogan	Stahl
April 23	North Dakota State*	Godman	McMurray	Brothers	Breeze	McCroskey	Quinn	Cox	Hogan	Stahl
April 25	at Oklahoma (Canceled)									
April 28	South Dakota State*	Godman	McMurray	Stahl	Breeze	McCroskey	Thompson	Cox	Hogan	Quinn
April 29	South Dakota State*	Casey	McMurray	Brothers	Breeze	McCroskey	Quinn	Cox	Hogan	Stahl
April 30	South Dakota State*	Godman	McMurray	Brothers	Breeze	McCroskey	Quinn	Cox	Thompson	Stahl
May 2	Oklahoma State	Godman	McMurray	Stahl	Breeze	McCroskey	Quinn	Cox	Brothers	Thompson
May 5	at St. Thomas*	Godman	McMurray	Stahl	Breeze	McCroskey	Quinn	Cox	Brothers	Lucas
May 6	at St. Thomas*	Casey	McMurray	Brothers	Breeze	McCroskey	Quinn	Cox	Hogan	Stahl
May 7	at St. Thomas*	Godman	McMurray	Brothers	Breeze	McCroskey	Quinn	Cox	Hogan	Stahl
May 9	at Wichita State	Godman	McMurray	Brothers	Breeze	McCroskey	Quinn	Cox	Hogan	Stahl
May 12	Southern Indiana	Godman	McMurray	Brothers	Breeze	McCroskey	Quinn	Cox	Hogan	Stahl
May 13	Southern Indiana	Casey	McMurray	Stahl	Breeze	McCroskey	Brothers	Cox	Hogan	Quinn
May 14	Southern Indiana	Godman	McMurray	Brothers	Breeze	McCroskey	Quinn	Cox	Hogan	Stahl
May 18	at Western Illinois*	Godman	McMurray	Brothers	Breeze	McCroskey	Quinn	Cox	Hogan	Stahl
May 19	at Western Illinois*	Casey	McMurray	Brothers	Breeze	McCroskey	Quinn	Cox	Hogan	Stahl
May 20	at Western Illinois*	Godman	McMurray	Brothers	Breeze	McCroskey	Quinn	Cox	Hogan	Stahl
May 24	Omaha\$									

\* Summit League game

\$ Summit League Tournament

STARTING PITCHER  
BREAKDOWN:

## Jakob Hall

Starts ..... 14  
 Record ..... 7-3  
 ERA ..... 3.56  
 IP ..... 81.0  
 SO ..... 80  
 BB ..... 10  
 H ..... 74

## Harley Gollert

Starts ..... 13  
 Record ..... 8-1  
 ERA ..... 3.38  
 IP ..... 72.0  
 SO ..... 69  
 BB ..... 26  
 H ..... 60

## Jacob Widener

Starts ..... 2  
 Record ..... 1-0  
 ERA ..... 1.08  
 IP ..... 8.1  
 SO ..... 14  
 BB ..... 6  
 H ..... 4

## Brooks Fowler

Starts ..... 13  
 Record ..... 8-1  
 ERA ..... 2.60  
 IP ..... 62.1  
 SO ..... 58  
 BB ..... 22  
 H ..... 47

## Joshua Carvalho

Starts ..... 10  
 Record ..... 3-1  
 ERA ..... 3.54  
 IP ..... 40.2  
 SO ..... 30  
 BB ..... 19  
 H ..... 34

## Evan Kowalski

Starts ..... 2  
 Record ..... 0-1  
 ERA ..... 9.95  
 IP ..... 6.1  
 SO ..... 1  
 BB ..... 5  
 H ..... 9

**GAME-BY-GAME STARTERS BY BATTING ORDER**

Date	Opponent	Leadoff	2nd	3rd	Cleanup	5th	6th	7th	8th	9th
Feb. 17	Northern Illinois	McCroskey	Quinn	McMurray	Breeze	Hogan	Stahl	Thompson	Godman	Cox
Feb. 18	Northern Illinois	McCroskey	Quinn	McMurray	Breeze	Hogan	Stahl	Brothers	Casey	Cox
Feb. 18	Northern Illinois	McCroskey	Quinn	McMurray	Hogan	Breeze	Thompson	Stahl	Godman	Brothers
Feb. 19	Northern Illinois	McCroskey	Quinn	McMurray	Hogan	Breeze	Cox	Thompson	Godman	Brothers
Feb. 22	Missouri State	McCroskey	Quinn	McMurray	Hogan	Breeze	Cox	Stahl	Godman	Brothers
Feb. 24	at Texas State	McCroskey	Hogan	McMurray	Breeze	Cox	Thompson	Stahl	Godman	Brothers
Feb. 25	at Texas State	McCroskey	Hogan	McMurray	Breeze	Cox	Stahl	Thompson	Godman	Brothers
Feb. 26	at Texas State	McCroskey	Cox	McMurray	Hogan	Breeze	Stahl	Godman	Thompson	Brothers
March 1	Tarleton State	McCroskey	Cox	McMurray	Breeze	Stahl	Godman	Brothers	Baumgartner	Blackwell
March 3	Stephen F. Austin	McCroskey	Cox	McMurray	Hogan	Breeze	Stahl	Thompson	Godman	Brothers
March 4	Stephen F. Austin	McCroskey	Cox	McMurray	Stahl	Hogan	Breeze	Lucas	Blackwell	Brothers
March 5	Stephen F. Austin	McMurray	McCroskey	Cox	Hogan	Breeze	Stahl	Lucas	Godman	Brothers
March 7	at Wichita State	McMurray	Cox	McCroskey	Hogan	Stahl	Breeze	Baumgartner	Godman	Brothers
March 10	at Dallas Baptist	McMurray	Cox	McCroskey	Hogan	Stahl	Breeze	Lucas	Godman	Brothers
March 11	at Dallas Baptist	McMurray	Cox	McCroskey	Hogan	Stahl	Breeze	Thompson	Blackwell	Brothers
March 12	at Dallas Baptist	McMurray	Cox	McCroskey	Stahl	Hogan	Breeze	Godman	Baumgartner	Brothers
March 14	at Tarleton State	McMurray	McCroskey	Cox	Hogan	Stahl	Breeze	Thompson	Casey	Brothers
March 15	at Abilene Christian	McMurray	McCroskey	Cox	Hogan	Stahl	Breeze	Godman	Thompson	Brothers
March 17	St. Thomas*	McMurray	McCroskey	Cox	Hogan	Breeze	Thompson	Casey	Godman	Brothers
March 18	St. Thomas*	McMurray	McCroskey	Cox	Hogan	Stahl	Breeze	Thompson	Casey	Brothers
March 19	St. Thomas*	McMurray	McCroskey	Cox	Hogan	Stahl	Breeze	Thompson	Godman	Brothers
March 21	Wichita State	McMurray	McCroskey	Cox	Hogan	Stahl	Breeze	Thompson	Godman	Brothers
March 24	at Memphis	McMurray	McCroskey	Cox	Hogan	Stahl	Breeze	Quinn	Godman	Brothers
March 25	at Memphis	McMurray	McCroskey	Cox	Hogan	Stahl	Breeze	Baumgartner	Casey	Brothers
March 26	at Memphis	McMurray	Quinn	Cox	Hogan	McCroskey	Stahl	Breeze	Godman	Brothers
March 28	at Missouri State	McMurray	Quinn	Cox	Hogan	McCroskey	Stahl	Breeze	Godman	Brothers
March 31	Western Illinois*	McMurray	Quinn	Cox	Hogan	McCroskey	Stahl	Breeze	Godman	Brothers
April 1	Western Illinois*	McMurray	Quinn	Cox	Hogan	McCroskey	Breeze	Thompson	Casey	Brothers
April 2	Western Illinois*	McMurray	McCroskey	Cox	Hogan	Stahl	Breeze	Patten	Godman	Brothers
April 4	Oklahoma	McMurray	Quinn	Cox	Hogan	McCroskey	Stahl	Breeze	Godman	Brothers
April 6	at Omaha*	McMurray	Quinn	Cox	Hogan	McCroskey	Stahl	Breeze	Godman	Brothers
April 7	at Omaha*	McMurray	Quinn	Cox	Hogan	McCroskey	Stahl	Breeze	Blackwell	Brothers
April 8	at Omaha*	McMurray	Quinn	Cox	Hogan	McCroskey	Stahl	Breeze	Godman	Thompson
April 11	at Oklahoma State	McMurray	Quinn	Cox	Hogan	McCroskey	Stahl	Breeze	Godman	Brothers
April 14	Northern Colorado*	McMurray	Quinn	Cox	Hogan	McCroskey	Stahl	Breeze	Godman	Brothers
April 15	Northern Colorado*	McMurray	Quinn	Cox	Hogan	McCroskey	Stahl	Breeze	Blackwell	Brothers
April 16	Northern Colorado*	McMurray	Quinn	Cox	McCroskey	Stahl	Breeze	Thompson	Godman	Brothers
April 21	North Dakota State*	McMurray	Quinn	Cox	Hogan	McCroskey	Stahl	Breeze	Godman	Brothers
April 22	North Dakota State*	McMurray	Quinn	Cox	Hogan	McCroskey	Stahl	Breeze	Blackwell	Brothers
April 23	North Dakota State*	McMurray	Quinn	Cox	Hogan	McCroskey	Stahl	Breeze	Godman	Brothers
April 25	at Oklahoma (Canceled)									
April 28	South Dakota State*	McMurray	Quinn	Cox	Hogan	McCroskey	Stahl	Breeze	Godman	Brothers
April 29	South Dakota State*	McMurray	Quinn	Cox	Hogan	McCroskey	Stahl	Breeze	Casey	Brothers
April 30	South Dakota State*	McMurray	Quinn	Cox	McCroskey	Breeze	Stahl	Thompson	Godman	Brothers
May 2	Oklahoma State	McMurray	Quinn	Cox	McCroskey	Breeze	Stahl	Thompson	Godman	Brothers
May 5	at St. Thomas*	McMurray	Quinn	Cox	McCroskey	Breeze	Stahl	Lucas	Godman	Brothers
May 6	at St. Thomas*	McMurray	Quinn	Cox	Hogan	McCroskey	Stahl	Breeze	Casey	Brothers
May 7	at St. Thomas*	McMurray	Quinn	Cox	Hogan	McCroskey	Stahl	Breeze	Godman	Brothers
May 9	at Wichita State	McMurray	Quinn	Cox	Hogan	McCroskey	Stahl	Breeze	Godman	Brothers
May 12	Southern Indiana	McMurray	Quinn	Cox	Hogan	McCroskey	Stahl	Breeze	Godman	Brothers
May 13	Southern Indiana	McMurray	Quinn	Cox	Hogan	McCroskey	Stahl	Breeze	Casey	Brothers
May 14	Southern Indiana	McMurray	Quinn	Cox	Hogan	McCroskey	Stahl	Breeze	Godman	Brothers
May 18	at Western Illinois*	McMurray	Quinn	Cox	Hogan	McCroskey	Breeze	Stahl	Godman	Brothers
May 19	at Western Illinois*	McMurray	Quinn	Cox	Hogan	McCroskey	Breeze	Stahl	Casey	Brothers
May 20	at Western Illinois*	McMurray	Quinn	Cox	Hogan	McCroskey	Breeze	Stahl	Godman	Brothers
May 24	Omaha\$									

\* Summit League game    \$Summit League Tournament

**STARTERS BREAKDOWN:****Leadoff:**

McCroskey (11)..... 16-51  
 McMurray (43)..... 60-182

**2nd:**

Cox (8)..... 14-36  
 Hogan (2)..... 0-6  
 McCroskey (10)..... 13-35  
 Quinn (34)..... 45-138

**3rd:**

Cox (39)..... 69-161  
 McMurray (11)..... 10-43  
 McCroskey (4)..... 0-17

**Cleanup:**

Breeze (5)..... 2-18  
 Hogan (42)..... 63-181  
 McCroskey (4)..... 7-14  
 Stahl (2)..... 3-10

**5th:**

Breeze (10)..... 10-37  
 Cox (2)..... 4-8  
 Hogan (4)..... 7-16  
 McCroskey (25)..... 28-102  
 Stahl (13)..... 14-48

**6th:**

Breeze (17)..... 25-68  
 Cox (2)..... 2-8  
 Godman (1)..... 1-4  
 Stahl (30)..... 27-107  
 Thompson (3)..... 2-8

**7th:**

Baumgartner (2)..... 1-6  
 Breeze (21)..... 30-81  
 Brothers (2)..... 2-8  
 Casey (1)..... 0-1  
 Godman (3)..... 3-14  
 Lucas (4)..... 3-11  
 Patten (1)..... 1-3  
 Quinn (1)..... 1-4  
 Stahl (6)..... 4-18  
 Thompson (13)..... 14-40

**8th:**

Baumgartner (1)..... 0-2  
 Blackwell (6)..... 5-16  
 Casey (9)..... 8-29  
 Godman (37)..... 37-128  
 Thompson (2)..... 0-6

**9th:**

Baumgartner (1)..... 0-1  
 Brothers (50)..... 57-184  
 Cox (2)..... 6-22  
 Thompson (1)..... 2-4

**LAST TIME A GOLDEN EAGLE...**

Led game off with a homer	Jake McMurray vs. SDSU, May 26, 2022
Hit a grand slam	Blaze Brothers at Memphis, March 24, 2023
Hit two home runs	(2) Jake McMurray vs SDSU, April 30, 2023
Hit home run in consecutive games	Justin Quinn vs Southern Indiana, May 12-13, 2023
Hit home run in three straight games	Mac McCroskey vs Northern Colorado, April 14-16, 2023
Hit home run in four straight games	Adam Oviedo, February 28-March 3, 2020
Had a walk-off hit	Blaze Brothers vs. Western Illinois, April 2, 2023
Had a walk-off home run	Spencer Henson vs. Western Illinois, April 29, 2018
Scored five or more runs in a game	5, Tyler Saladino vs. Fort Wayne, April 30, 2010
Had four hits in a game	Jake McMurray & Holden Breeze at Memphis, March 26, 2023
Had five hits in a game	Caleb Denny vs. No. 3 Oklahoma State, April 19, 2022
Had six hits in a game	Derrian James vs. Western Illinois, April 10, 2015
Had four consecutive hits	Mac McCroskey, May 10, 2022
Had five consecutive hits	Jake McMurray vs. South Dakota State, April 30, 2021
Had six consecutive hits	Jonah Cox vs. St. Thomas, March 17-18, 2023
Reached base five or more consecutive AB's	(5) Jake McMurray at St. Thomas, May 7, 2023
Had five or more RBI's in a game	5, Blaze Brothers at Memphis, March 24, 2023
Had two doubles in a game	Mac McCroskey at Western Illinois, May 19, 2023
Had three or more doubles in a game	3, Joshua Cox at South Dakota State, May 20, 2022
Had two or more triples in a game	2, Justin Quinn vs. Pacific, March 5, 2022
Stole three bases in a game	Jonah Cox vs. Western Illinois, March 31, 2023
Stole four bases in a game	Jackson Loftin vs. Arkansas-Pine Bluff, March 29, 2022
Stole home	Blaze Brothers vs. SFA, March 3, 2022 (double steal)
Walked four or more times in a game	4, Connor Beichler at Northern Colorado, April 30, 2022
Threw 10 or more scoreless innings	15.1, Brooks Fowler, April 30-May 20, 2023
Threw 15 or more scoreless innings	15.1, Brooks Fowler, April 30-May 20, 2023
Threw a seven-inning no-hitter	Nick Jones vs. Chicago St., May 7, 2006
Threw a nine-inning no-hitter	Taylor McIntyre at Chicago St., April 3, 2004
Threw a nine-inning one-hitter	Nick Wood at Western Illinois, April 9, 2016
Pitched a seven-inning complete game	Isaac Coffey at Northern Colorado, May 1, 2022
Pitched a nine-inning complete game	Isaac Coffey vs. Houston Baptist, April 10, 2021
Pitched a seven-inning shutout	Isaac Coffey vs. St. Thomas, May 8, 2022
Pitched an eight-inning shutout	Matt Gaskins at Purdue Fort Wayne, April 27, 2019
Pitched a nine-inning shutout	Miguel Ausua vs. North Dakota St., May 27, 2017
Pitched a nine-inning shutout (road)	Guillermo Trujillo at McNeese, March 21, 2014
Pitched two or more straight complete games	(2) Isaac Coffey, May 1-May 8, 2022
Had exactly 10 strikeouts in a game	James Notary at Dallas Baptist, March 7, 2020
Had exactly 11 strikeouts in a game	Ledgend Smith vs. SDSU, March 26, 2021
Had exactly 12 strikeouts in a game	Isaac Coffey vs. Houston Baptist, April 10, 2021
Had exactly 13 strikeouts in a game	Alex Gonzalez vs. Fort Wayne, April 30, 2011
Had exactly 14 strikeouts in a game	Xavier Altamirano vs. North Dakota St., March 15, 2015
Had exactly 16 strikeouts in a game	Jerry Sullivan vs. South Dakota St., April 11, 2009
Had exactly 17 strikeouts in a game	Chance Chapman vs. Arkansas, March 27, 2007
Had exactly 19 strikeouts in a game	Chance Chapman vs. Centenary, May 11, 2007

**CYCLES AT ORU**

Eric Vanderventer	at Centenary, May 5, 1997
Bob Volk	at UC Riverside, March 31, 1977

**LAST TIME THE GOLDEN EAGLES...**

Won 10 or more consecutive games	(15) April 23-May 20, 2023
Won 15 or more consecutive games	(15) April 23-May 20, 2023
Lost five or more consecutive games	March 8-13, 2019
Lost 10 or more consecutive games	March 3-20, 2013
Swept opponent at home	vs. South Dakota State, April 28-30, 2023
Swept by opponent at home	vs. Dallas Baptist, March 18-20, 2022
Swept opponent on the road	at Western Illinois, May 18-20, 2023
Swept by opponent on the road	at Dallas Baptist, March 10-12, 2023
Swept a ranked opponent	vs. No. 16 Oklahoma State, April 11-May 2, 2023
Score 20 or more runs in a game	(21) vs. St. Thomas, March 18, 2023
Score 30 or more runs in a game	vs. Fort Wayne, April 30, 2010
Won an extra-inning game	at North Dakota State, April 23, 2023
Lost an extra-inning game	vs. North Dakota State, March 26, 2021
Had 10-14 hits in a game	(13) at Western Illinois, May 20, 2023
Had 15 or more hits in a game	(16) vs. Southern Indiana, May 13, 2023
Hit back-to-back home runs	vs SDSU, April 30, 2023 (Cox/McCroskey)
Hit three home runs in an inning	at Omaha, May 15, 2021
Hit four or more home runs in an inning	at Fort Wayne, April 30, 2010
Hit two grand slams in an inning	at Purdue Fort Wayne, April 26, 2019
Hit exactly three home runs in a game	vs No. 16 OSU, May 2, 2023
Hit exactly four home runs in a game	vs South Dakota State, April 30, 2023
Hit exactly five home runs in a game	at Omaha, April 7, 2023
Hit exactly six home runs in a game	at Fort Wayne, May 1, 2010
Hit exactly eight home runs in a game	vs. Western Illinois, April 18, 2008
Hit exactly nine home runs in a game	at Fort Wayne, April 30, 2010
Hit 10 home runs in a game	at Mayville St., May 17, 1991
Hit two grand slams in a game	at Little Rock, March 16, 2022
Scored exactly five runs in an inning	vs Southern Indiana, May 12, 2023
Scored exactly six runs in an inning	at Western Illinois, May 20, 2023
Scored exactly seven runs in an inning	vs. Western Illinois, March 31, 2023
Scored exactly eight runs in an inning	vs South Dakota State, April 30, 2023
Scored exactly nine runs in an inning	vs. Omaha, May 29, 2022
Scored 10 or more runs in an inning	(11) at No. 8 LSU, March 5, 2021
Scored 10 or more runs in a loss	(11) at North Dakota State, April 17, 2021
Allowed 10 or more runs in a game	(15) at Dallas Baptist, March 11, 2023
Allowed 20 or more runs in a game	(20) at Oklahoma, April 11, 2018
Was one-hit	at Texas A&M-Corpus Christi, February 22, 2019
Was two-hit	at Wichita St., March 5, 2013
Pitched 10 or more pitchers	(10) vs. Central Arkansas, May 10, 2022

**NO HITTERS AT ORU**

Nick Jones	vs. Chicago St. (9-0), May 7, 2006
Taylor McIntyre	at Chicago St. (6-0), May 20, 2005
Dennis Bigley	vs. Chicago St. (8-0), April 3, 2004
Tim McCoy, Joe Klancnik and Larry Gryskovich	vs. Southwestern Okla. St. (6-0), February 15, 1986
Roger Lewis and Steve Selberg	vs. Notre Dame (8-0), March 14, 1983
Warren Hollier	vs. Oklahoma Baptist (10-1), March 5, 1977
Steve Cain	vs. Southwest Baptist (14-0), April 27, 1973





## ORU SINGLE GAME RECORDS

### BATTING

#### AT-BATS

8 (4x's) last by Kelly Minissale at Centenary (4/11/08)

#### RUNS SCORED

6 Brian Hanson vs. Southern Utah (5/27/04)

#### HITS

7 Jeff Stallings vs. TCU (3/14/99)

#### RBI

9 3x's last by Mike Hill vs. Western Illinois (5/2/99)

#### DOUBLES

3 (17x's) last by Joshua Cox at South Dakota St. (5/20/22)

#### TRIPLES

2 (14x's) last by Justin Quinn vs. Pacific (3/5/22)

#### HOME RUNS

3 (3x's) last by Mac McCroskey vs Northern Illinois (2/17/23)

#### TOTAL BASES

14 Jeff Stallings and Ryan Neill vs. TCU (3/14/99)

#### STOLEN BASES

6 Jeff Stallings vs. Science and Arts Oklahoma (4/2/99)

#### HIT BY PITCH

4 Brett Louis vs. Missouri Southern (2/23/91)

#### STRIKEOUTS

5 (3x's) last by Mac McCroskey at Oklahoma St. (4/19/22)

### WALKS

6 Greg Cottrell vs. Southeastern Oklahoma State (4/12/83)

### INDIVIDUAL PITCHING

#### STRIKEOUTS

19 Chance Chapman vs. Centenary (5/11/07)

#### WALKS

13 Warren Hollier vs. SMU (2/27/80)

#### INNINGS

11.0 (3x's) last by Kyle Irvin vs. Kansas State (5/2/87)

#### RELIEF INNINGS

8.1 Sandy Farrell vs. Oklahoma Christian (4/15/97)

#### HITS ALLOWED

15 (2x's) last by Casey Kirkman vs. Kansas (5/13/95)

### TEAM RECORDS

#### HITS

33 at IPFW (4/30/10)

#### RUNS

34 at IPFW (4/30/10)

#### RUNS/INNING

15 at IPFW (4/30/10; 8th inning)

#### HOME RUNS

10 vs. Maryville State (5/17/91)

### CONSECUTIVE HITS

10 vs. Northern Colorado (5/17/80)

### DOUBLE PLAYS

5 (3x's) last at Texas Tech (2/23/14)

### INNINGS

17 vs. Southwest Missouri State (5/1/88)

### LONGEST GAME

6:15 vs. Baylor (3/11/2000)

### SHORTEST GAME

1:26 vs. Southern Illinois (5/8/78)

### NO-HITTERS

Steve Cain vs Southwest Baptist (5 IP) April 27, 1973

Warren Hollier vs Oklahoma Baptist (7 IP) March 5, 1977

Roger Lewis & Steve Selberg vs Notre Dame March 14, 1983

Tim McCoy, Joe Klancnik & Larry Gryskevich vs SWOSU Feb. 15, 1986

Dennis Bigley vs Chicago State (7 IP) April 3, 2004

Taylor McIntye at Chicago State (9 IP) May 20, 2005

Nick Jones vs Chicago State (7 IP) May 7, 2006

### HIT FOR THE CYCLE

Bob Volk at UC-Riverside March 31, 1977

Eric Vandeventer at Centenary May 5, 1997



**Justin Quinn**  
Most Triples in a Game



**Chance Chapman**  
Most Strikeouts in a Game



## ORU SEASON TOP 10

## BATTING AVERAGE

RK	NAME	YEARS	AVG.
1.	Jonah Cox	(2023)	.438
2.	Steve Holm	(2000)	.437
3.	Pete Schmidt	(1987)	.430
4.	Mark Moore	(1992)	.427
	Chris Bittick	(1992)	.427
6.	Mike Dean	(1998)	.426
7.	Ryan Neill	(1999)	.423
8.	Jeff Stallings	(1999)	.417
9.	Trevor Leu	(2001)	.415
10.	Brian Van Kirk	(2008)	.414

## HOME RUNS

RK	NAME	YEARS	HOME RUNS
1.	John O'Brien*	(1991)	27
2.	Seth Furmanek	(2010)	25
3.	Mike Hill	(1999)	23
4.	Paul Meade*	(1991)	22
	Rick Vaughn	(1988)	22
6.	George Bjorkman	(1978)	21
7.	Ron Henika	(1983)	20
8.	Spencer Henson	(2019)	19
9.	Tyler Saladino	(2010)	18
	Brian Van Kirk	(2008)	18
	Four More With		18

## AT-BATS

RK	NAME	YEARS	AT BATS
1.	Mike Batesole	(1985)	261
2.	Bryan Gann	(2000)	259
3.	Paul Meade*	(1991)	257
4.	Cam Schiller	(2012)	255
5.	Tyler Saladino	(2010)	253
	Craig Colbert	(1986)	253
7.	Joe Dunlap	(1985)	252
8.	Brendan Duffy	(2008)	251
	Grant Plumley	(2004)	251
10.	Nick Rotola	(2016)	248
	Ryan Groth	(2008)	248

## RUNS BATTED IN

RK	NAME	YEARS	RBI's
1.	Mike Hill	(1999)	88
2.	John O'Brien*	(1991)	83
	Paul Meade*	(1991)	83
4.	David Castillo	(2002)	79
5.	Steve Holm	(2000)	78
6.	Tyler Saladino	(2010)	76
	Pete Schmidt	(1987)	76
8.	Brian Van Kirk	(2008)	74
9.	Ron Henika	(1983)	73
10.	Three Tied With		71

## RUNS SCORED

RK	NAME	YEARS	RUNS
1.	Steve Hecht	(1987)	88
2.	Danny Boyle	(2002)	81
	Jeff Stallings	(1999)	81
	Paul Meade*	(1991)	81
5.	Tyler Saladino	(2010)	75
	Matt VanDerBosch	(2004)	75
7.	Mike Hill	(1999)	74
	Buddy Slep	(1978)	74
9.	Brendan Duffy	(2008)	73
	Jeff Stallings	(1998)	73

## DOUBLES

RK	NAME	YEARS	DOUBLES
1.	Paul Meade*	(1991)	28
2.	David Castillo	(2002)	23
	Steve Holm	(2000)	23
	Kevin Jones	(1989)	23
5.	Brian Van Kirk	(2008)	22
	Grant Plumley	(2004)	22
	Cory Crosnoe*	(1991)	22
	Mike Shambaugh	(1984)	22
9.	Nick Baligod	(2011)	21
	Five More With		21

## TOTAL BASES

RK	NAME	YEAR	TOTAL BASES
1.	Paul Meade*	(1991)	199
2.	John O'Brien*	(1991)	189
3.	Pete Schmidt	(1987)	188
4.	Mike Hill	(1999)	184
5.	Rick Vaughn	(1988)	183
6.	Brian Van Kirk	(2008)	174
7.	Steve Holm	(2000)	172
8.	Tyler Saladino	(2010)	170
9.	Ryan Neill	(1999)	166
10.	Two Tied With		164

## HITS

RK	NAME	YEAR	HITS
1.	Steve Holm	(2000)	104
2.	Paul Meade*	(1991)	101
3.	Brian Van Kirk	(2008)	98
	Eric Vandeventer	(2000)	98
	Mike Dean	(1998)	98
6.	Tyler Saladino	(2010)	96
	Adam Casillas	(1987)	96
8.	Bryan Gann	(2000)	95
	Jeff Stallings	(1999)	95
	Pete Schmidt	(1987)	95

## TRIPLES

RK	NAME	YEAR	TRIPLES
1.	Rich Rozek	(1971)	9
2.	Steve Hecht	(1987)	8
	Page Odle	(1985)	8
4.	Jonah Cox	(2023)	7
	Matt VanDerBosch	(2004)	7
	Jason Clements	(1999)	7
	Paul Meade	(1989)	7
8.	Chad Stewart	(2002)	6
	Paul Weeks	(1998)	6
	Four More With		6

## SLUGGING PERCENTAGE

RK	NAME	YEARS	SLG. %
1.	John O'Brien*	(1991)	.900
2.	Rick Vaughn	(1988)	.851
	Pete Schmidt	(1987)	.851
4.	Joe Spence	(1976)	.837
5.	Mike Hill	(1999)	.814
6.	Rick Vaughn	(1987)	.804
7.	Ryan Neill	(1999)	.798
8.	Paul Meade*	(1991)	.774
9.	Bob Volk	(1977)	.772
10.	Spencer Henson	(2019)	.768
	(Minimum 75 at-bats)		

## WALKS

RK	NAME	YEARS	WALKS
1.	Pete Schmidt	(1987)	64
2.	Page Odle	(1985)	59
3.	Danny Boyle	(2002)	58
4.	Cory Crosnoe*	(1990)	56
	Page Odle	(1984)	56
6.	Adam Casillas	(1985)	54
	Keith Mucha	(1982)	54
8.	Matt VanDerBosch	(2004)	53
9.	Cory Crosnoe*	(1991)	52
	Keith Miller	(1983)	52

## SACRIFICE FLIES

RK	NAME	YEARS	SAC FLIES
1.	Grant Plumley	(2004)	11
2.	David Castillo	(2002)	9
3.	David Geneo	(2008)	8
	Dennis Bigley	(2005)	8
	Derrick Dowling*	(1991)	8
6.	Cam Schiller	(2011)	7
	Ryan Groth	(2008)	7
	Eric Thornton	(2002)	7
	Andrew Mosher	(1999)	7
	Four More Tied With		7

## PUTOUTS

RK	NAME	YEARS	PUTOUTS
1.	Jared Schlehuber	(2012)	574
2.	Mike Shambaugh	(1985)	573
3.	Ron Henika	(1982)	556
4.	Chris Williams	(2013)	534
5.	Mike Shambaugh	(1986)	524
6.	Brent Williams	(2017)	517
7.	Chad Rothford	(2007)	513
8.	Mike Shambaugh	(1984)	497
9.	Seth Furmanek	(2009)	481
	Ryan Neill	(1999)	481

## HIT BY PITCH

RK	NAME	YEARS	HIT BY PITCH
1.	Brett Louis	(1989)	23
2.	Brett Casper	(1996)	22
	Brett Louis*	(1991)	22
4.	Josh Lex	(2004)	18
5.	Brendan Duffy	(2008)	17
	Danny Boyle	(2002)	17
	Pat Johnson*	(1990)	17
8.	Jake Kahaulielio	(2007)	16
9.	Pat Warfle	(2007)	15
	Two More Tied With		15

## SACRIFICE HITS

RK	NAME	YEARS	SAC HITS
1.	Brandon Healy	(2014)	21
2.	Doug Bernier	(2002)	19
3.	Kevin Cho	(2012)	17
4.	Brian Aguilar	(2005)	15
5.	Kevin Cho	(2013)	14
	Brandon Healy	(2012)	14
	Joey Winiecki	(2010)	14
	Doug Bernier	(2001)	14
	David Allen	(1982)	14
10.	Four Tied With		13

## ASSISTS

RK	NAME	YEARS	AST
1.	Steve Wolff	(1982)	202
2.	Joe Dunlap	(1985)	201
3.	Cam Schiller	(2012)	197
4.	Tyler Saladino	(2010)	195
5.	Steve Holm	(2000)	190
6.	Cam Schiller	(2011)	189
7.	Grant Plumley	(2004)	188
	Bryan Gann	(2000)	188
9.	Doug Bernier	(2002)	185
10.	Jake Kahaulielio	(2007)	182

## STOLEN BASES

RK	NAME	YEARS	STEALS
1.	Steve Hecht	(1987)	66
2.	Jeff Stallings	(1999)	49
3.	Matt VanDerBosch	(2004)	44
4.	Danny Boyle	(2002)	38
5.	Danny Boyle	(2001)	35
	Jason Clements	(1999)	35
	Bryan Gann	(1999)	35
8.	Ryan Welborn	(2004)	31
9.	Diego Rodriguez	(1996)	29
10.	Ryan Welborn	(2003)	28

## ERRORS

RK	NAME	YEARS	ERRORS
1.	Kevin Snyder*	(1990)	31
2.	Paul Meade*	(1991)	28
3.	Andrew Mosher	(1998)	27
	Bob Volk	(1978)	27
5.	Gary D'Onofrio	(1977)	26
6.	Michael Hollimon	(2005)	24
	Mike Batesole	(1985)	24
8.	Brian Rios	(1996)	23
	Derek Duncan	(1995)	23
	Two More With		23

## APPEARANCES

RK	NAME	YEARS	APP.
1.	Dallas Martin	(2001)	34
2.	Riley Stephens	(2000)	32
3.	Dallas Martin	(2002)	31
4.	Lars Liguori	(2011)	30
	Justin Ramsey	(2004)	30
	Jeff Eddings*	(1991)	30
	Jordan Romano	(2014)	30
8.	Brady Womacks	(2016)	29
	Lars Liguori	(2012)	29
	Justin Ramsey	(2003)	29
	Marc Patterson*	(1991)	29

## WINS

RK	NAME	YEARS	WINS
1.	Michael Rogers	(2001)	14
	Ron Meridith	(1978)	14
3.	Carlos Luna	(2008)	13
	Dennis Bigley	(2004)	13
	Tim McCoy	(1986)	13
	Rogers Lewis	(1983)	13
7.	Michael Rogers	(2002)	12
	Derek Dixon	(1998)	12
	Kurt Burgess*	(1991)	12
	Three More With		12

## INNINGS PITCHED

RK	NAME	YEARS	INNINGS PITCHED
1.	Tim McCoy	(1986)	147.0
2.	Chris Dooley	(1996)	130.1
3.	Mike Moore	(1981)	124.2
4.	Mike Knox	(1985)	124.0
	Ron Meridith	(1978)	124.0
6.	Michael Rogers	(2002)	123.0
7.	Michael Rogers	(2001)	121.1
8.	Kyle Irvin	(1987)	118.2
	Tim McCoy	(1985)	118.2
10.	Chris Dooley	(1995)	118.1



## ORU SEASON TOP 10/FRESHMAN SEASON TOP 10

STARTS			
RK	NAME	YEARS	STARTS
1.	Jordan Gerk	(2000)	19
	Chris Dooley	(1996)	19
	Greg Jackson*	(1991)	19
	Kurt Burgess*	(1991)	19
	Roger Lewis	(1984)	19
6.	Alex Gonzalez	(2011)	18
	Michael Rogers	(2002)	18
	Mike Rose	(2000)	18
	Tim McCoy	(1986)	18
	Three More With		18
COMPLETE GAMES			
RK	NAME	YEARS	COMPLETE GAMES
1.	Ron Meridith	(1978)	12
2.	Mike Moore	(1981)	11
	Mike Moore	(1980)	11
4.	Kurt Burgess*	(1990)	9
	Tim McCoy	(1986)	9
6.	Derek Dixon	(1998)	8
	David Marcon*	(1990)	8
	Bob Macias	(1979)	8
	Ron Meridith	(1977)	8
	Three More With		8
FEWEST HITS PER 9 INNINGS			
RK	NAME	YEARS	HITS PER NINE
1.	Todd Burns	(1983)	5.3
2.	Taylor McIntyre	(2004)	5.5
3.	Marc Patterson*	(1992)	5.7
4.	Dennis Bigley	(2005)	5.9
	Jack Cheney	(1972)	5.9
6.	Ricky Gore	(1989)	6.1
7.	Chance Chapman	(2007)	6.3
	Daniel Greenwalt	(2005)	6.3
	Ray Kawczyk	(1981)	6.3
10.	Drew Bowen	(2011)	6.4
	(Minimum 50 IP)		
RELIEF APPEARANCES			
RK	NAME	YEAR	RELIEF APP.
1.	Dallas Martin	(2001)	34
2.	Riley Stephens	(2000)	32
3.	Lars Ligouri	(2011)	30
	Dallas Martin	(2002)	30
	Jeff Eddings*	(1991)	30
6.	Brady Womacks	(2016)	29
	Jordan Romano	(2014)	29
	Lars Ligouri	(2012)	29
	Justin Ramsey	(2003)	29
10.	Andrew Sanderson	(2002)	28
	Four More With		28
SHUTOUTS			
RK	NAME	YEAR	SHUTOUTS
1.	Dennis Bigley	(2005)	8
2.	Dennis Bigley	(2004)	4
	Dane Towerly	(2004)	4
	Rene Recio	(2002)	4
	Dallas Martin	(2002)	4
	Greg Jackson*	(1991)	4
	Jack Cheney	(1972)	4
	Jack Cheney	(1971)	4
9.	Alex Gonzalez	(2012)	3
	11 More With		3
STRIKEOUTS			
RK	NAME	YEAR	STRIKEOUTS
1.	Michael Rogers	(2001)	137
2.	Mark Serrano	(2009)	132
3.	Chance Chapman	(2007)	127
4.	Alex Gonzalez	(2013)	126
5.	Chris Dooley	(1996)	124
6.	Mike Rogers	(2002)	119
7.	Jerry Sullivan	(2009)	116
8.	Derek Dixon	(1998)	115
9.	Tim McCoy	(1986)	111
10.	Ron Meridith	(1978)	109
EARNED RUN AVERAGE			
RK	NAME	YEARS	ERA
1.	Jack Cheney	(1972)	1.26
2.	Chance Chapman	(2007)	1.34
3.	Mike Moore	(1980)	1.55
4.	Miguel Ausua	(2017)	1.65
5.	Drew Bowen	(2011)	1.73
6.	Todd Burns	(1983)	1.74
7.	Jeff Eddings	(1994)	1.76
8.	Joe Spring	(2012)	1.78
9.	Dennis Bigley	(2005)	1.81
10.	Alex Gonzalez	(2013)	1.83
	(Minimum 50 IP)		
SAVES			
RK	NAME	YEARS	SAVES
1.	Jackson Markert	(2000)	15
2.	Brady Womacks	(2016)	14
	Kyler Stout	(2018)	14
4.	Justin Ramsey	(2004)	13
5.	Jordan Romano	(2014)	12
6.	Kyler Stout	(2017)	11
	Anthony Sequeira	(2015)	11
	Dallas Martin	(2001)	11
	Matt Hoffman	(1999)	11
	Todd Burns	(1983)	11
STRIKEOUTS PER 9 INNINGS			
RK	NAME	YEARS	STRIKEOUTS PER 9
1.	Mark Serrano	(2009)	13.8
2.	Chance Chapman	(2007)	12.2
3.	Rene Recio	(2002)	11.3
4.	Jeremy Hefner	(2007)	11.2
5.	Stockton Davis	(2002)	11.0
6.	Stockton Davis	(2000)	10.9
7.	Trevor Leu	(2001)	10.8
8.	Ledgend Smith	(2022)	10.7
	Jerry Sullivan	(2009)	10.7
10.	Todd Burns	(1985)	10.5
	(Minimum 50 IP)		
FRESHMAN RECORDS			
BATTING AVERAGE			
RK	NAME	YEARS	AVG.
1.	Greg Davis	(1970)	.366
2.	David Castillo	(2001)	.361
3.	Matt Whatley	(2015)	.355
4.	Derek Duncan	(1992)	.354
5.	Kelvin Torve	(1979)	.349
6.	Bob Zupcic	(1985)	.347
RUNS			
RK	NAME	YEARS	RUNS
1.	Matt Whatley	(2015)	56
2.	Bob Zupcic	(1985)	53
3.	Jeff Stallings	(1997)	48
4.	Mike Batesole	(1983)	47
5.	Mike Shambaugh	(1984)	45
6.	Jose Trevino	(2012)	44
HITS			
RK	NAME	YEARS	HITS
1.	Jose Trevino	(2012)	78
2.	Matt Whatley	(2015)	76
3.	Bob Zupcic	(1985)	74
4.	Eric Thornton	(2002)	73
5.	Mike Shambaugh	(1984)	60
	Mike Batesole	(1984)	60
7.	Kelly Minissale	(2005)	49
8.	Isaac Coffey	(2019)	47
RUNS BATTED IN			
RK	NAME	YEARS	RBI's
1.	Jose Trevino	(2012)	57
2.	Eric Thornton	(2002)	52
3.	Bob Zupcic	(1985)	47
4.	Matt Whatley	(2015)	44
5.	Ryan Neill	(1997)	40
	Mike Batesole	(1984)	40
7.	Craig Colbert	(1984)	39
DOUBLES			
RK	NAME	YEARS	DOUBLES
1.	Mike Shambaugh	(1984)	22
2.	Eric Thornton	(2002)	20
3.	Jose Trevino	(2012)	18
	Bob Zupcic	(1985)	18
5.	Mike Batesole	(1983)	17
6.	Matt Whatley	(2015)	16
7.	Eric Vandeventer	(1997)	14
STOLEN BASES			
RK	NAME	YEARS	STEALS
1.	Steve Hecht	(1984)	18
2.	Jeff Stallings	(1997)	17
3.	Tommy Thompson	(1970)	16
	Matt Whatley	(2015)	16
5.	Bob Zupcic	(1985)	13
6.	Greg Davis	(1970)	12
TRIPLES			
RK	NAME	YEAR	TRIPLES
1.	Bob Zupcic	(1985)	5
2.	Matt Whatley	(2015)	3
	Jose Trevino	(2012)	3
	Ron Henika	(1980)	3
5.	Seven Tied With		2
HOME RUNS			
RK	NAME	YEAR	HOME RUNS
1.	Jose Trevino	(2012)	13
2.	Craig Colbert	(1984)	11
3.	Mike Batesole	(1983)	10
4.	Mike Shambaugh	(1984)	9
5.	Ryan Neill	(1997)	8
6.	Eric Thornton	(2002)	7
7.	Isaac Coffey	(2019)	6
EARNED RUN AVERAGE			
RK	NAME	YEAR	ERA
1.	Jack Cheney	(1970)	2.01
2.	Jerry Sullivan	(2007)	2.04
3.	Bob Macias	(1978)	2.21
4.	Bruce Heiser	(1978)	2.24
5.	Larry Tolbert	(1971)	2.26
6.	Taylor McIntyre	(2003)	2.27
	(Minimum 50 IP or 1 IP per game)		
APPEARANCES			
RK	NAME	YEAR	APPEARANCES
1.	Josh McMinn	(2016)	24
	Trey Wolf	(2019)	24
3.	Stockton Davis	(1999)	23
4.	Kyler Stout	(2014)	22
	Todd Burns	(1982)	22
	Mike Knox	(1982)	22
7.	Guillermo Trujillo	(2013)	21
	Rick Stewart	(1978)	21
WINS			
RK	NAME	YEARS	WINS
1.	Tim McCoy	(1985)	11
2.	Rick Stewart	(1978)	10
3.	Warren Holliver	(1977)	9
4.	Alex Gonzalez	(2012)	8
	Rene Recio	(2001)	8
	Larry Tolbert	(1971)	8
SAVES			
RK	NAME	YEARS	SAVES
1.	Mike Knox	(1982)	6
2.	Todd Burns	(1982)	4
	Bob Macias	(1978)	4
4.	Michael Howes	(1995)	3
5.	Mike Moore	(1979)	2
INNINGS PITCHED			
RK	NAME	YEARS	INNINGS PITCHED
1.	Tim McCoy	(1985)	118.2
2.	Alex Gonzalez	(2011)	105.2
3.	Rick Stewart	(1978)	96.1
4.	Warren Holliver	(1977)	94.1
5.	Rene Recio	(2001)	89.0
6.	Dusty Barrett	(1996)	79.2
STRIKEOUTS			
RK	NAME	YEARS	STRIKEOUTS
1.	Tim McCoy	(1985)	101
2.	Alex Gonzalez	(2011)	100
3.	Rene Recio	(2001)	91
4.	Warren Holliver	(1977)	81
5.	Alex Chalfant	(2003)	60
6.	Dusty Barrett	(1996)	60
7.	Josh McMinn	(2016)	56
	Isaac Coffey	(2019)	56

\* Accomplished at the NAIA level





## ORU CAREER TOP 10

### GAMES PLAYED

RK	NAME	YEARS	GAMES
1.	Mike Shambaugh	(1984-87)	240
2.	Eric Vandeventer	(1997-2000)	239
3.	Steve Hecht	(1984-87)	238
4.	Adam Casillas	(1984-87)	235
5.	Matt Dobson	(1991-94)	226
6.	Jeff Stallings	(1997-2000)	225
7.	Ryan Neill	(1997-2000)	220
8.	David Allen	(1980-83)	219
9.	Noah Cummings	(2015-18)	218
10.	Jake McMurray	(2019-Pres.)	215

### HITS

RK	NAME	YEARS	HITS
1.	Adam Casillas	(1984-87)	304
2.	Eric Vandeventer	(1997-2000)	288
3.	Jeff Stallings	(1997-2000)	286
4.	Noah Cummings	(2015-18)	280
5.	Mike Shambaugh	(1984-87)	277
6.	Jake McMurray	(2019-Pres.)	253
7.	Bryan Gann	(1998-2000)	250
8.	Steve Hecht	(1984-87)	247
9.	Kelly Minissale	(2005-08)	246
10.	Pete Schmidt	(1985-88)	239

### RUNS BATTED IN

RK	NAME	YEARS	RBI
1.	Noah Cummings	(2015-18)	200
2.	Ryan Neill	(1997-2000)	199
3.	Mike Shambaugh	(1984-87)	195
4.	Mike Hill	(1996-99)	188
5.	Eric Vandeventer	(1997-2000)	186
6.	Pete Schmidt	(1985-88)	184
7.	David Castillo	(2001-04)	179
8.	Adam Casillas	(1984-87)	176
9.	Ron Henika	(1980-83)	170
10.	Mike Batesole	(1983-85)	148

### BATTING AVERAGE

RK	NAME	YEARS	AVG.
1.	Chris Bittick	(1992-93)	.405
2.	Pete Schmidt	(1985-88)	.388
3.	Matt VanDerBosch	(2003-04)	.378
4.	Nick Baligod	(2010-11)	.376
5.	Steve Holm	(2000-01)	.371
6.	David Castillo	(2001-04)	.370
7.	Adam Casillas	(1984-87)	.367
8.	Richard Rozek	(1970-73)	.362
9.	Tommy Thompson	(1970-73)	.358
10.	Two Tied With		.356

(Minimum 300 at-bats)

### DOUBLES

RK	NAME	YEARS	DOUBLES
1.	Adam Casillas	(1984-87)	66
	Eric Vandeventer	(1997-2000)	66
3.	Mike Shambaugh	(1984-87)	60
4.	Mike Hill	(1996-99)	55
5.	Bob Zupcic	(1985-87)	53
6.	Bryan Gann	(1998-2000)	52
7.	Noah Cummings	(2015-18)	51
8.	Pete Schmidt	(1985-88)	47
9.	Ryan Neill	(1997-2000)	46
10.	Mike Batesole	(1983-85)	45

### STOLEN BASES

RK	NAME	YEARS	STOLEN BASES
1.	Steve Hecht	(1984-87)	130
2.	Jeff Stallings	(1997-2000)	115
3.	Danny Boyle	(2001-02)	73
4.	Matt VanDerBosch	(2003-04)	71
5.	Paul Freeman	(1991-94)	67
6.	Bryan Gann	(1997-2000)	66
7.	Matt Dobson	(1991-94)	62
	Eric Vandeventer	(1997-2000)	62
9.	Ryan Welborn	(2003-04)	59
10.	Erick Donaldson	(2000-02)	55

### AT-BATS

RK	NAME	YEARS	AT-BATS
1.	Mike Shambaugh	(1984-87)	869
2.	Noah Cummings	(2015-18)	839
3.	Jake McMurray	(2019-Pres.)	832
4.	Adam Casillas	(1984-87)	828
5.	Eric Vandeventer	(1997-2000)	822
6.	Jeff Stallings	(1997-2000)	818
7.	Kelly Minissale	(2005-08)	801
8.	Steve Hecht	(1984-87)	791
9.	Nick Roark	(2015-2018)	781
10.	David Allen	(1980-83)	735

### TRIPLES

RK	NAME	YEARS	TRIPLES
1.	Richard Rozek	(1970-73)	15
2.	Steve Hecht	(1984-87)	14
3.	Chris Bittick	(1992-93)	11
	Matt VanDerBosch	(2003-04)	11
5.	Paul Meade	(1988-91)	10

### WALKS

RK	NAME	YEAR	WALKS
1.	Matt Dobson	(1991-94)	161
2.	Adam Casillas	(1984-87)	160
3.	Pete Schmidt	(1985-88)	144
4.	Jeff Stallings	(1997-2000)	133
5.	Jake McMurray	(2019-Pres.)	129
6.	Buddy Slemp	(1975-78)	118
7.	Matt Whatley	(2015-17)	115
	Page Odle	(1984-85)	115
9.	Mike Shambaugh	(1984-87)	113
10.	Bob Zupcic	(1985-87)	111

### RUNS SCORED

RK	NAME	YEARS	RUNS
1.	Jeff Stallings	(1997-2000)	258
2.	Adam Casillas	(1984-87)	219
3.	Eric Vandeventer	(1997-2000)	212
4.	Steve Hecht	(1984-87)	205
5.	Mike Shambaugh	(1984-87)	203
6.	Brendan Duffy	(2006-08)	202
7.	Ryan Neill	(1997-2000)	189
8.	Buddy Slemp	(1975-78)	185
9.	Matt Dobson	(1991-94)	175
10.	Mike Hill	(1996-99)	171

### HOME RUNS

RK	NAME	YEARS	HOME RUNS
1.	Ryan Neill	(1997-2000)	48
2.	Rick Vaughan	(1986-88)	46
3.	Seth Furmanek	(2009-10)	42
4.	Mike Hill	(1996-99)	39
5.	Pete Schmidt	(1985-88)	36
	Mike Shambaugh	(1984-87)	36
	Eric Vandeventer	(1997-2000)	36
8.	Noah Cummings	(2015-18)	35
9.	Ron Henika	(1980-83)	34
10.	Two Tied With		33

### STRIKEOUTS

RK	NAME	YEARS	STRIKEOUTS
1.	Ryan Neill	(1997-2000)	192
2.	Kevin Lamb	(2002-05)	160
3.	Mike Hill	(1996-99)	143
4.	Noah Cummings	(2015-18)	140
5.	Caleb Denny	(2020-2022)	135
6.	Nick Roark	(2014-2018)	132
7.	Bennett Pickar	(2010-12)	129
	Matt Dobson	(1991-94)	129
9.	Josh Shackelford	(1998-2001)	128
10.	Jeff Stallings	(1997-2000)	123

### GAMES PITCHED

RK	NAME	YEARS	GAMES
1.	Jeff Eddings	(1990-94)	103
2.	Dallas Martin	(2000-03)	101
3.	Stockton Davis	(1999-02)	88
	Kyler Stout	(2013-18)	88
5.	Todd Burns	(1982-84)	78
6.	Mike Knox	(1982-85)	76
7.	Josh McMinn	(2016-19)	71
8.	Chris Dooley	(1993-96)	68
	Bob Macias	(1978-81)	68
10.	Rick Stewart	(1978-81)	66
	Cade Denton	(2021-Pres.)	66

### SAVES

RK	NAME	YEARS	SAVES
1.	Kyler Stout	(2014-18)	28
2.	Jeff Eddings	(1990-94)	25
3.	Todd Burns	(1982-84)	23
4.	Dallas Martin	(2000-03)	19
	Cade Denton	(2021-Pres.)	19
6.	Justin Ramsey	(2003-04)	18
7.	Brady Womacks	(2016-18)	15
	Jackson Markert	(2000)	15
9.	T.J. Kelly	(2008-10)	14
10.	Matt Rush	(2011-12)	13

### STARTS

RK	NAME	YEARS	STARTS
1.	Dennis Bigley	(2002-05)	60
2.	Chris Dooley	(1993-96)	59
3.	Roger Lewis	(1981-84)	54
4.	Taylor McIntyre	(2003-06)	51
5.	Drew Bowen	(2009-13)	47
	Alex Gonzalez	(2011-13)	47
	Mike Knox	(1982-85)	47
9.	Josh McMinn	(2016-19)	44
	Isaac Coffey	(2019-2022)	44
	Dusty Barrett	(1996-1999)	44
	Michael Rogers	(1998-02)	44

### STRIKEOUTS

RK	NAME	YEARS	STRIKEOUTS
1.	Michael Rogers	(1998-02)	331
2.	Chris Dooley	(1993-96)	329
3.	Dennis Bigley	(2002-05)	319
4.	Alex Gonzalez	(2011-13)	292
5.	Josh McMinn	(2016-19)	291
6.	Jeff Eddings	(1990-94)	283
7.	Jerry Sullivan	(2007-09)	269
8.	Rene Recio	(2001-05)	263
9.	Taylor McIntyre	(2003-06)	256
10.	Stockton Davis	(1999-02)	240

### WINS

RK	NAME	YEARS	WINS
1.	Dennis Bigley	(2002-05)	41
2.	Chris Dooley	(1993-96)	34
	Michael Rogers	(1998-02)	34
4.	Jeff Eddings	(1990-94)	33
5.	Mike Knox	(1982-85)	30
6.	Roger Lewis	(1981-84)	29
7.	Mike Moore	(1979-81)	28
	Josh McMinn	(2016-19)	28
9.	Tim McCoy	(1985-86)	24
	Bob Macias	(1978-81)	24
	Ron Meridith	(1977-78)	24

### COMPLETE GAMES

RK	NAME	YEARS	CG
1.	Mike Moore	(1979-81)	24
2.	Larry Tolbert	(1971-74)	21
	Jack Cheney	(1970-73)	21
4.	Ron Meridith	(1977-78)	20
5.	Terry Unruh	(1974-77)	19
6.	Chris Dooley	(1993-96)	18
	Dennis Bigley	(2002-05)	18
8.	Warren Hollier	(1977-79)	16
9.	Three Tied With		15

### SHUTOUTS

RK	NAME	YEARS	SHO
1.	Dennis Bigley	(2002-05)	17
2.	Jack Cheney	(1970-73)	10
3.	Rene Recio	(2001-05)	8
4.	Alex Gonzalez	(2011-13)	7
5.	Ron Meridith	(1977-78)	6
	Dallas Martin	(2000-03)	6
7.	Isaac Coffey	(2019-2022)	5
	Greg Jackson	(1991-92)	5
	Steve Cain	(1970-73)	5
	Dane Towerly	(2004-05)	5
	Dusty Barrett	(1996-99)	5

### INNINGS PITCHED

RK	NAME	YEARS	IP
1.	Chris Dooley	(1993-96)	411.0
2.	Dennis Bigley	(2002-05)	382.2
3.	Jeff Eddings	(1990-94)	352.2
4.	Josh McMinn	(2016-19)	322.0
5.	Mike Knox	(1982-85)	321.2
	Roger Lewis	(1981-84)	321.2
7.	Bob Macias	(1978-81)	317.1
8.	Alex Gonzalez	(2011-13)	305.0
9.	Mike Moore	(1979-81)	296.1
10.	Taylor McIntyre	(2003-06)	285.0

### EARNED RUN AVERAGE

RK	NAME	YEARS	ERA
1.	Chance Chapman	(2006-07)	1.41
2.	Cade Denton	(2021-Pres.)	1.74
3.	Gordon Helm	(1972-75)	1.79
4.	Bud Bartholow	(1979-81)	2.18
5.	Joe Spring	(2011-12)	2.23
6.	Ron Meridith	(1977-78)	2.24
7.	Kyler Stout	(2014-2018)	2.41
8.	Jeff Heathcock	(1980)	2.43
9.	Jack Cheney	(1970-73)	2.48
10.	Alex Gonzalez	(2011-13)	2.51

(Minimum 100 IP)



## PLAYER PROFILES

**DYLAN WIPPERMAN**

#2 • INF • R/R  
 RSo. • 6-0 • 185  
 Leawood, Kan.  
 Blue Valley HS

2023 Season Highs (Last)	ORU Career Highs (Last)
1 (7x) at Western Illinois (5/19)	AB 1 (9x) vs. SDSU (4/30/23)
1 (2x) at Western Illinois (5/19)	H 1 vs. St. Thomas (3/18/23)
1 vs. St. Thomas (3/18)	R 1 (3x) vs. St. Thomas (3/18/23)
	2B
	3B
	HR
	RBI
	BB
	SB

Year	Avg.	GP/GS	AB	R	H	2B	3B	HR	RBI	BB	SB/ATT
2021											
2022	.000	9/0	3	2	0	0	0	0	0	0	0/0
2023	.286	8/0	7	1	2	0	0	0	0	0	0/0
<b>Totals</b>	<b>.200</b>	<b>17/0</b>	<b>10</b>	<b>3</b>	<b>2</b>	<b>0</b>	<b>0</b>	<b>0</b>	<b>0</b>	<b>0</b>	<b>0/0</b>

**JAKE MCMURRAY**

#4 • INF • R/R  
 Sr. • 6-1 • 200  
 Tulsa, Okla.  
 Bishop Kelley HS

2023 Season Highs (Last)	ORU Career Highs (Last)
6 (4x) at St. Thomas (5/6)	AB 7 vs. Omaha (5/29/22)
4 at Memphis (3/26)	H 5 vs. South Dakota St. (4/30/21)
3 (2x) vs Southern Indiana (5/12)	R 4 (4x) at Northern Colo. (4/29/22)
1 (10x) at Western Illinois (5/20)	2B 2 vs. St. Thomas (5/8/22)
1 vs Northern Illinois (2/18)	3B 1 (4x) 2 vs Northern Illinois (2/18/23)
2 (2x) vs. SDSU (4/30)	HR 2 (2x) vs. SDSU (4/30/23)
3 (5x) at Western Illinois (5/19)	RBI 4 (2x) vs. UAPB (3/29/22)
3 at St. Thomas (5/7)	BB 4 at Little Rock (3/16/22)
1 (2x) at Western Illinois (5/19)	SB 1 (5x) at Western Illinois (5/19/23)

Year	Avg.	GP/GS	AB	R	H	2B	3B	HR	RBI	BB	SB/ATT
2019	.274	37/32	113	23	31	4	0	1	15	28	0/0
2020	.147	12/9	34	3	5	0	0	0	1	5	0/0
2021	.343	54/53	216	44	74	9	2	3	30	30	2/3
2022	.299	58/58	244	48	73	13	1	4	36	35	1/2
2023	.311	54/54	225	49	70	10	1	6	38	31	2/3
<b>Totals</b>	<b>.304</b>	<b>215/206</b>	<b>832</b>	<b>167</b>	<b>253</b>	<b>36</b>	<b>4</b>	<b>14</b>	<b>120</b>	<b>129</b>	<b>5/8</b>

**HOLDEN BREEZE**

#5 • INF • R/R  
 RJr. • 5-9 • 175  
 Gilbert, Ariz.  
 South Mountain CC

2023 Season Highs (Last)	ORU Career Highs (Last)
6 vs. SFA (3/4)	AB 7 at No. 3 OSU (4/19/22)
4 (2x) at Memphis (3/26)	H 4 (2x) at Memphis (3/26/23)
3 (2x) vs. SDSU (4/30)	R 3 (4x) vs. SDSU (4/30/23)
1 (11x) at Western Illinois (5/20)	2B 2 at SDSU (5/20/22)
	3B 1 (2x) vs. Oklahoma (4/26/22)
1 (4x) vs. Oklahoma (4/4)	HR 1 (7x) vs. Oklahoma (4/4/23)
2 (8x) vs. SDSU (4/30)	RBI 5 at Nebraska (5/17/22)
3 (2x) at St. Thomas (5/6)	BB 3 (3x) at St. Thomas (5/6/23)
1 (4x) at Memphis (3/26)	SB 1 (6x) at Memphis (3/26/23)

Year	Avg.	GP/GS	AB	R	H	2B	3B	HR	RBI	BB	SB/ATT
2022	.337	57/56	208	47	70	19	2	3	42	21	2/3
2023	.327	54/54	202	43	66	12	0	5	34	27	4/6
<b>Totals</b>	<b>.332</b>	<b>111/110</b>	<b>410</b>	<b>90</b>	<b>136</b>	<b>31</b>	<b>2</b>	<b>8</b>	<b>76</b>	<b>48</b>	<b>6/9</b>

**JONAH COX**

#7 • INF/OF • R/R  
 Jr. • 6-3 • 190  
 Thornton, Colo.  
 Eastern Oklahoma St.

2023 Season Highs (Last)	ORU Career Highs (Last)
6 (3x) at NDSU (4/23)	AB 6 (3x) at NDSU (4/23/23)
4 vs. St. Thomas (3/18)	H 4 vs. St. Thomas (3/18/23)
4 vs Western Illinois (3/31)	R 4 vs Western Illinois (3/31/23)
2 vs Northern Illinois (2/17)	2B 2 vs Northern Illinois (2/17/23)
1 (8x) at Western Illinois (5/19)	3B 1 (8x) at Western Illinois (5/19/23)
2 at NDSU (4/21)	HR 2 at NDSU (4/21/23)
4 (2x) vs. St. Thomas (3/17)	RBI 4 (2x) vs. St. Thomas (3/17/23)
3 (2x) vs Western Illinois (4/2)	BB 3 (2x) vs Western Illinois (4/2/23)
3 vs Western Illinois (3/31)	SB 3 vs Western Illinois (3/31/23)

Year	Avg.	GP/GS	AB	R	H	2B	3B	HR	RBI	BB	SB/ATT
2023	.425	54/53	221	61	94	16	8	9	55	25	26/29
<b>Totals</b>	<b>.425</b>	<b>54/53</b>	<b>221</b>	<b>61</b>	<b>94</b>	<b>16</b>	<b>8</b>	<b>9</b>	<b>55</b>	<b>25</b>	<b>26/29</b>



## PLAYER PROFILES

**BLAZE BROTHERS**

# 8 • INF • R/R

Sr. • 5-10 • 185

Lowell, Ark.

Northeastern State

Year	Avg.	GP/GS	AB	R	H	2B	3B	HR	RBI	BB	SB/ATT
2023	.307	53/52	192	48	59	18	2	10	34	15	18/19
<b>Totals</b>	<b>.307</b>	<b>53/52</b>	<b>192</b>	<b>48</b>	<b>59</b>	<b>18</b>	<b>2</b>	<b>10</b>	<b>34</b>	<b>15</b>	<b>18/19</b>

2023 Season Highs (Last)	ORU Career Highs (Last)
5 (5x) vs Southern Indiana (5/12)	AB 5 (5x) vs Southern Indiana (5/12/23)
3 (2) vs Southern Indiana (5/14)	H 3 (2x) vs Southern Indiana (5/14/23)
3 vs Wichita State (3/21)	R 3 vs Wichita State (3/21/23)
1 (18x) vs Southern Indiana (5/14)	2B 1 (18x) vs Southern Indiana (5/14/23)
1 (2x) at St. Thomas (5/6)	3B 1 (2x) at St. Thomas (5/6/23)
1 (10x) at NDSU (4/23)	HR 1 (10x) at NDSU (4/23/23)
5 at Memphis (3/24)	RBI 5 at Memphis (3/24/23)
2 vs Western Illinois (3/31)	BB 2 vs Western Illinois (3/31/23)
3 vs. St. Thomas (3/17)	SB 3 vs. St. Thomas (3/17/23)

**MATT HOGAN**

#10 • OF • L/R

RSr. • 6-0 • 200

Melville, N.Y.

South Carolina

Year	Avg.	GP/GS	AB	R	H	2B	3B	HR	RBI	BB	SB/ATT
2023	.345	51/49	174	47	60	10	3	16	61	39	8/10
<b>Totals</b>	<b>.345</b>	<b>51/49</b>	<b>174</b>	<b>47</b>	<b>60</b>	<b>10</b>	<b>3</b>	<b>16</b>	<b>61</b>	<b>39</b>	<b>8/10</b>

2023 Season Highs (Last)	ORU Career Highs (Last)
6 vs. SFA (3/4)	AB 6 vs. SFA (3/4/23)
4 vs. SFA (3/4)	H 4 vs. SFA (3/4/23)
4 at Omaha (4/7)	R 4 at Omaha (4/7/23)
2 at Oklahoma St. (4/11)	2B 2 at Oklahoma St. (4/11/23)
1 (3x) vs. Southern Indiana (5/13)	3B 1 (3x) vs. Southern Indiana (5/13/23)
2 at Omaha (4/7)	HR 2 at Omaha (4/7/23)
5 at ACU (3/15)	RBI 5 at ACU (3/15/23)
3 (2x) vs Western Illinois (4/2)	BB 3 (2x) vs Western Illinois (4/2/23)
1 (7x) at St. Thomas (5/6)	SB 1 (7x) at St. Thomas (5/6/23)

**HARLEY GOLLERT**

#11 • LHP • R/L

RSr. • 6-0 • 195

Toronto, Ontario

Austin Peay

Year	W-L	ERA	APP/GS	SV	IP	H	R	ER	BB	SO
2023	9-1	3.33	14/13	0	75.2	64	29	28	26	75
<b>Totals</b>	<b>9-1</b>	<b>3.33</b>	<b>14/13</b>	<b>0</b>	<b>75.2</b>	<b>64</b>	<b>29</b>	<b>28</b>	<b>26</b>	<b>75</b>

2023 Season Highs (Last)	ORU Career Highs (Last)
7.0 at NDSU (4/22)	IP 7.0 at NDSU (4/22/23)
9 at Memphis (3/25)	H 9 at Memphis (3/25/23)
8 vs. SFA (3/4)	SO 8 vs. SFA (3/4/23)
4 vs. SFA (3/4)	BB 4 vs. SFA (3/4/23)

**MAC MCGROSKEY**

#12 • INF • R/R

RSr. • 6-1 • 180

Springdale, Ark.

Eastern Oklahoma

Year	Avg.	GP/GS	AB	R	H	2B	3B	HR	RBI	BB	SB/ATT
2022	.322	58/58	236	51	76	8	3	5	40	38	6/9
2023	.292	54/54	219	55	64	8	1	13	54	27	16/20
<b>Totals</b>	<b>.308</b>	<b>112/112</b>	<b>455</b>	<b>106</b>	<b>140</b>	<b>16</b>	<b>4</b>	<b>18</b>	<b>94</b>	<b>65</b>	<b>22/29</b>

2023 Season Highs (Last)	ORU Career Highs (Last)
6 (2x) vs. SFA (3/4)	AB 6 (6x) vs. SFA (3/4/23)
3 (7x) at Western Illinois (5/19)	H 4 (2x) vs. Central Arkansas (5/10/22)
4 vs. SDSU (4/30)	R 4 (2x) vs. SDSU (4/30/23)
2 at Western Illinois (5/19)	2B 2 at Western Illinois (5/19/23)
	3B 1 (3x) vs. St. Thomas (5/6/22)
3 vs Northern Illinois (2/17)	HR 3 vs Northern Illinois (2/17)
6 vs Northern Illinois (2/17)	RBI 7 vs. Omaha (5/29/22)
3 (2x) vs. St. Thomas (3/17)	BB 3 (2x) vs. St. Thomas (3/18/23)
2 (2x) vs. SFA (3/3)	SB 2 (2x) vs. SFA (3/4/23)





## PLAYER PROFILES

**JUSTIN QUINN**

#13 • OF • L/R  
Sr. • 6-1 • 185  
Chandler, Ariz.  
South Mountain CC

Year	Avg.	GP/GS	AB	R	H	2B	3B	HR	RBI	BB	SB/ATT
2022	.280	39/32	125	24	35	4	3	1	21	16	4/6
2023	.324	35/35	142	44	46	7	0	7	27	10	8/8
<b>Totals</b>	<b>.303</b>	<b>74/67</b>	<b>267</b>	<b>68</b>	<b>81</b>	<b>11</b>	<b>3</b>	<b>8</b>	<b>48</b>	<b>26</b>	<b>12/14</b>

2023 Season Highs (Last)	ORU Career Highs (Last)
6 (2x) at Western Illinois (5/19)	AB 6 (2x) at Western Illinois (5/19/23)
3 (3x) at NDSU (4/21)	H 4 vs. Pacific (3/5/22)
3 (6x) at Western Illinois (5/19)	R 3 (6x) at Western Illinois (5/19/23)
1 (6x) vs. Northern Colo. (4/16)	2B 1 (10x) vs. Northern Colo. (4/16/23)
	3B 2 vs. Pacific (3/5/22)
1 (7x) vs. Southern Indiana (5/13)	HR 1 (8x) vs. Southern Indiana (5/13/23)
3 (3x) at NDSU (4/23)	RBI 4 vs. Pacific (3/5/22)
1 (10x) vs. Southern Indiana (5/12)	BB 2 at No. 2 Ole Miss (3/13/22)
2 (2x) vs. Northern Colo. (4/15)	SB 2 (2x) vs. Northern Colo. (4/15/23)

**PRICE ALLMAN**

#14 • UTIL • R/R  
RSO. • 6-3 • 190  
Tulsa, Okla.  
Metro Christian Academy

Year	Avg.	GP/GS	AB	R	H	2B	3B	HR	RBI	BB	SB/ATT
2021											
2022	.000	1/0	0	0	0	0	0	0	0	0	0/0
2023	.000	0/0	0	0	0	0	0	0	0	0	0/0
<b>Totals</b>	<b>.000</b>	<b>1/0</b>	<b>0</b>	<b>0</b>	<b>0</b>	<b>0</b>	<b>0</b>	<b>0</b>	<b>0</b>	<b>0</b>	<b>0/0</b>

Year	W-L	ERA	APP/GS	SV	IP	H	R	ER	BB	SO
2023	0-0	2.08	5/0	0	4.1	5	1	1	2	0
<b>Totals</b>	<b>0-0</b>	<b>2.08</b>	<b>5/0</b>	<b>0</b>	<b>4.1</b>	<b>5</b>	<b>1</b>	<b>1</b>	<b>2</b>	<b>0</b>

2023 Season Highs (Last)	ORU Career Highs (Last)
	AB
	H
	R
	2B
	3B
	HR
	RBI
	BB
	SB

2023 Season Highs (Last)	ORU Career Highs (Last)
1.0 (4x) vs. Oklahoma (4/4)	IP 1.0 (4x) vs. Oklahoma (4/4/23)
3 vs. St. Thomas (3/18)	H 3 vs. St. Thomas (3/18/23)
	SO
2 vs. SFA (3/3)	BB 2 vs. SFA (3/3/23)

**DAWSON WALLS**

#15 • C • R/R  
RFR. • 6-2 • 180  
Farmington, N.M.  
Argyle HS

Year	Avg.	GP/GS	AB	R	H	2B	3B	HR	RBI	BB	SB/ATT
2022											
2023	1.000	1/0	1	0	1	0	0	0	0	0	0/0
<b>Totals</b>	<b>1.000</b>	<b>1/0</b>	<b>1</b>	<b>0</b>	<b>1</b>	<b>0</b>	<b>0</b>	<b>0</b>	<b>0</b>	<b>0</b>	<b>0/0</b>

2023 Season Highs (Last)	ORU Career Highs (Last)
1 vs. Oklahoma (4/4)	AB 1 vs. Oklahoma (4/4/23)
1 vs. Oklahoma (4/4)	H 1 vs. Oklahoma (4/4/23)
	R
	2B
	3B
	HR
	RBI
	BB
	SB

**RYAN BLACKWELL**

#16 • C • R/R  
Jr. • 6-0 • 205  
Amarillo, Texas  
Midland College

Year	Avg.	GP/GS	AB	R	H	2B	3B	HR	RBI	BB	SB/ATT
2023	.250	14/6	20	4	5	2	0	0	2	3	0/0
<b>Totals</b>	<b>.250</b>	<b>14/6</b>	<b>20</b>	<b>4</b>	<b>5</b>	<b>2</b>	<b>0</b>	<b>0</b>	<b>2</b>	<b>3</b>	<b>0/0</b>

2023 Season Highs (Last)	ORU Career Highs (Last)
4 at Dallas Baptist (3/11)	AB 4 at Dallas Baptist (3/11/23)
1 (5x) vs. Northern Colo. (4/15)	H 1 (5x) vs. Northern Colo. (4/15/23)
1 (4x) vs. Northern Colo. (4/15)	R 1 (4x) vs. Northern Colo. (4/15/23)
1 (2x) at Omaha (4/7)	2B 1 (2x) at Omaha (4/7/23)
	3B
	HR
2 at Omaha (4/7)	RBI 2 at Omaha (4/7/23)
1 (3x) at Omaha (4/7)	BB 1 (3x) at Omaha (4/7/23)
	SB



## PLAYER PROFILES

**HUDSON HART**

#17 • RHP • R/R  
Fr. • 6-3 • 225  
Gretna, Neb.  
Gretna HS

Year	W-L	ERA	APP/GS	SV	IP	H	R	ER	BB	SO
2023	0-0	10.38	5/0	0	4.1	6	6	5	6	4
<b>Totals</b>	<b>0-0</b>	<b>10.38</b>	<b>5/0</b>	<b>0</b>	<b>4.1</b>	<b>6</b>	<b>6</b>	<b>5</b>	<b>6</b>	<b>4</b>

**2023 Season Highs (Last)**

2.0 vs. Oklahoma (4/4)	IP
2 (2x) vs. Oklahoma (4/4)	H
2 vs. Oklahoma (4/4)	SO
2 vs. Oklahoma (4/4)	BB

**ORU Career Highs (Last)**

2.0 vs. Oklahoma (4/4/23)
2 (2x) vs. Oklahoma (4/4/23)
2 vs. Oklahoma (4/4/23)
2 vs. Oklahoma (4/4/23)

**SAM THOMPSON**

#20 • OF • L/R  
R Jr. • 6-0 • 190  
Owasso, Okla.  
Owasso HS

Year	Avg.	GP/GS	AB	R	H	2B	3B	HR	RBI	BB	SB/ATT
2023	.273	27/18	66	17	18	4	1	3	9	12	0/1
<b>Totals</b>	<b>.273</b>	<b>27/18</b>	<b>66</b>	<b>17</b>	<b>18</b>	<b>4</b>	<b>1</b>	<b>3</b>	<b>9</b>	<b>12</b>	<b>0/1</b>

**2023 Season Highs (Last)**

5 vs. SDSU (4/30)	AB
3 vs. St. Thomas (3/18)	H
4 vs. St. Thomas (3/18)	R
1 (4x) vs. Northern Colo. (4/16)	2B
1 vs Northern Illinois (2/19)	3B
1 (3x) at Omaha (4/8)	HR
3 at Omaha (4/8)	RBI
2 (2x) vs. Northern Colo. (4/16)	BB
	SB

**ORU Career Highs (Last)**

5 vs. SDSU (4/30/23)
3 vs. St. Thomas (3/18/23)
4 vs. St. Thomas (3/18/23)
1 (4x) vs. Northern Colo. (4/16/23)
1 vs Northern Illinois (2/19/23)
1 (3x) at Omaha (4/8/23)
3 at Omaha (4/8/23)
2 (2x) vs. Northern Colo. (4/16/23)

**CALEB ISAACS**

#21 • LHP • R/L  
Jr. • 6-2 • 170  
Edmond, Okla.  
Western Oklahoma St.

Year	W-L	ERA	APP/GS	SV	IP	H	R	ER	BB	SO
2023	6-0	4.54	23/0	0	37.2	38	20	19	18	37
<b>Totals</b>	<b>6-0</b>	<b>4.54</b>	<b>23/0</b>	<b>0</b>	<b>37.2</b>	<b>38</b>	<b>20</b>	<b>19</b>	<b>18</b>	<b>37</b>

**2023 Season Highs (Last)**

5.0 vs. SFA (3/3)	IP
8 vs. SFA (3/3)	H
5 vs. No. 16 OSU (5/2)	SO
2 (4x) vs Western Illinois (3/31)	BB

**ORU Career Highs (Last)**

5.0 vs. SFA (3/3/23)
8 vs. SFA (3/3/23)
5 vs. No. 16 OSU (5/2)
2 (4x) vs Western Illinois (3/31/23)

**JACOB GODMAN**

#23 • C • R/R  
Sr. • 6-2 • 200  
Las Vegas, Nev.  
NC State

Year	Avg.	GP/GS	AB	R	H	2B	3B	HR	RBI	BB	SB/ATT
2023	.283	47/40	152	27	43	9	2	3	25	19	3/3
<b>Totals</b>	<b>.283</b>	<b>47/40</b>	<b>152</b>	<b>27</b>	<b>43</b>	<b>9</b>	<b>2</b>	<b>3</b>	<b>25</b>	<b>19</b>	<b>3/3</b>

**2023 Season Highs (Last)**

6 at NDSU (4/23)	AB
3 at Texas State (2/25)	H
2 (5x) at Western Illinois (5/20)	R
1 (8x) at Western Illinois (5/20)	2B
1 (2x) vs. Northern Colo. (4/16)	3B
1 (3x) vs. SDSU (4/29)	HR
3 (2x) at Western Illinois (5/20)	RBI
3 at St. Thomas (5/7)	BB
1 (2x) vs Western Illinois (3/31)	SB

**ORU Career Highs (Last)**

at NDSU (4/23/23)
3 at Texas State (2/25/23)
2 (5x) at Western Illinois (5/20/23)
1 (8x) at Western Illinois (5/20/23)
1 (2x) vs. Northern Colo. (4/16/23)
1 (3x) vs. SDSU (4/29/23)
3 (2x) at Western Illinois (5/20/23)
3 at St. Thomas (5/7/23)
1 (2x) vs Western Illinois (3/31/23)



## PLAYER PROFILES

**GARRETT CASEY**

#24 • C • R/R  
Jr. • 5-10 • 190  
Owasso, Okla.  
Seminole State College

2023 Season Highs (Last)			ORU Career Highs (Last)		
4 (3x) vs. Southern Indiana (5/13)	AB	4 (3x) vs. Southern Indiana (5/13/23)	4 (3x) vs. Southern Indiana (5/13/23)		
2 (3x) vs. Southern Indiana (5/13)	H	2 (3x) vs. Southern Indiana (5/13/23)	2 (3x) vs. Southern Indiana (5/13/23)		
2 vs. St. Thomas (3/18)	R	2 vs. St. Thomas (3/18/23)	2 vs. St. Thomas (3/18/23)		
	2B				
	3B				
1 (2x) at St. Thomas (5/6)	HR	1 (2x) at St. Thomas (5/6/23)	1 (2x) at St. Thomas (5/6/23)		
2 (2x) at St. Thomas (5/6)	RBI	2 (2x) at St. Thomas (5/6/23)	2 (2x) at St. Thomas (5/6/23)		
2 vs. St. Thomas (3/17)	BB	2 vs. St. Thomas (3/17/23)	2 vs. St. Thomas (3/17/23)		
	SB				

Year	Avg.	GP/GS	AB	R	H	2B	3B	HR	RBI	BB	SB/ATT
2023	.229	14/10	35	5	8	0	0	2	6	6	0/0
<b>Totals</b>	<b>.229</b>	<b>14/10</b>	<b>35</b>	<b>5</b>	<b>8</b>	<b>0</b>	<b>0</b>	<b>2</b>	<b>6</b>	<b>6</b>	<b>0/0</b>

**CONNER FLOYD**

#25 • RHP • L/R  
Jr. • 6-2 • 225  
Bentonville, Ark.  
Crowder College

2023 Season Highs (Last)			ORU Career Highs (Last)		
2.0 vs Northern Illinois (2/18)	IP	2.0 vs Northern Illinois (2/18/23)	2.0 vs Northern Illinois (2/18/23)		
1 vs Northern Illinois (2/18)	H	1 vs Northern Illinois (2/18/23)	1 vs Northern Illinois (2/18/23)		
5 vs Northern Illinois (2/18)	SO	5 vs Northern Illinois (2/18/23)	5 vs Northern Illinois (2/18/23)		
2 vs Northern Illinois (2/18)	BB	2 vs Northern Illinois (2/18/23)	2 vs Northern Illinois (2/18/23)		

Year	W-L	ERA	APP/GS	SV	IP	H	R	ER	BB	SO
2023	0-0	3.00	3/0	0	3.0	1	1	1	3	7
<b>Totals</b>	<b>0-0</b>	<b>3.00</b>	<b>3/0</b>	<b>0</b>	<b>3.0</b>	<b>1</b>	<b>1</b>	<b>1</b>	<b>3</b>	<b>7</b>

**MAX LUCAS**

#26 • INF • L/R  
Jr. • 5-10 • 178  
Aledo, Texas  
Panola Junior College

2023 Season Highs (Last)			ORU Career Highs (Last)		
4 vs. SFA (3/4)	AB	4 vs. SFA (3/4/23)	4 vs. SFA (3/4/23)		
2 vs. SDSU (4/30)	H	2 vs. SDSU (4/30/23)	2 vs. SDSU (4/30/23)		
1 vs. St. Thomas (3/18)	R	1 vs. St. Thomas (3/18/23)	1 vs. St. Thomas (3/18/23)		
1 (2x) vs. SDSU (4/30)	2B	1 (2x) vs. SDSU (4/30/23)	1 (2x) vs. SDSU (4/30/23)		
	3B				
	HR				
2 vs. SDSU (4/30)	RBI	2 vs. SDSU (4/30/23)	2 vs. SDSU (4/30/23)		
1 at Dallas Baptist (3/10)	BB	1 at Dallas Baptist (3/10/23)	1 at Dallas Baptist (3/10/23)		
	SB				

Year	Avg.	GP/GS	AB	R	H	2B	3B	HR	RBI	BB	SB/ATT
2023	.364	12/4	22	1	8	2	0	0	2	1	0/0
<b>Totals</b>	<b>.364</b>	<b>12/4</b>	<b>22</b>	<b>1</b>	<b>8</b>	<b>2</b>	<b>0</b>	<b>0</b>	<b>2</b>	<b>1</b>	<b>0/0</b>

**DREW STAHL**

#28 • INF • R/R  
Jr. • 6-0 • 185  
Phoenix, Ariz.  
Minnesota

2023 Season Highs (Last)			ORU Career Highs (Last)		
6 (2x) at NDSU (4/23)	AB	6 (2x) at NDSU (4/23/23)	6 (2x) at NDSU (4/23/23)		
3 (2x) vs. St. Thomas (3/18)	H	3 (2x) vs. St. Thomas (3/18/23)	3 (2x) vs. St. Thomas (3/18/23)		
3 at Omaha (4/7)	R	3 at Omaha (4/7/23)	3 at Omaha (4/7/23)		
2 (2x) vs. SDSU (4/30)	2B	2 (2x) vs. SDSU (4/30/23)	2 (2x) vs. SDSU (4/30/23)		
	3B				
1 (10x) at Western Illinois (5/19)	HR	1 (10x) at Western Illinois (5/19/23)	1 (10x) at Western Illinois (5/19/23)		
4 (2x) vs. SFA (3/3)	RBI	4 (2x) vs. SFA (3/3/23)	4 (2x) vs. SFA (3/3/23)		
2 (8x) at Western Illinois (5/20)	BB	2 (8x) at Western Illinois (5/20/23)	2 (8x) at Western Illinois (5/20/23)		
2 at ACU (3/15)	SB	2 at ACU (3/15/23)	2 at ACU (3/15/23)		

Year	Avg.	GP/GS	AB	R	H	2B	3B	HR	RBI	BB	SB/ATT
2023	.262	51/51	183	36	48	12	0	10	45	32	5/5
<b>Totals</b>	<b>.262</b>	<b>51/51</b>	<b>183</b>	<b>36</b>	<b>48</b>	<b>12</b>	<b>0</b>	<b>10</b>	<b>45</b>	<b>32</b>	<b>5/5</b>



## PLAYER PROFILES

**JACOB WIDENER**

#30 • LHP • R/L  
 RSo. • 6-7 • 235  
 San Marcos, Calif.  
 Palomar College

2023 Season Highs (Last)	ORU Career Highs (Last)
4.1 vs Northern Illinois (2/18)	IP 4.1 vs Northern Illinois (2/18/23)
3 at Missouri State (3/28)	H 3 at Missouri State (3/28)
7 (2x) at Missouri State (3/28)	SO 7 (2x) at Missouri State (3/28/23)
3 vs Northern Illinois (2/18)	BB 3 vs Northern Illinois (2/18/23)

Year	W-L	ERA	APP/GS	SV	IP	H	R	ER	BB	SO
2022	1-0	10.80	7/0	0	5.0	7	8	6	6	6
2023	2-2	2.97	24/0	1	39.1	21	15	13	17	64
<b>Totals</b>	<b>3-2</b>	<b>3.86</b>	<b>31/2</b>	<b>1</b>	<b>44.1</b>	<b>28</b>	<b>23</b>	<b>19</b>	<b>23</b>	<b>70</b>

**EVAN KOWALSKI**

#31 • RHP • R/R  
 Sr. • 6-2 • 200  
 Guthrie, Okla.  
 NOC-Enid

2023 Season Highs (Last)	ORU Career Highs (Last)
3.2 at Tarleton (3/14)	IP 7.0 at LSU (3/5/21)
5 at Tarleton (3/14)	H 9 at Northern Colorado (4/29/22)
3 vs SFA (3/6)	SO 9 vs. South Dakota State (5/28/21)
3 at Tarleton (3/14)	BB 4 at Omaha (5/29/22)

Year	W-L	ERA	APP/GS	SV	IP	H	R	ER	BB	SO
2021	7-2	3.18	14/7	0	56.2	49	25	20	20	53
2022	5-3	6.04	5/3	0	47.2	54	34	32	17	34
2023	1-1	6.00	17/2	2	27.0	33	19	18	13	21
<b>Totals</b>	<b>13-6</b>	<b>4.80</b>	<b>46/17</b>	<b>2</b>	<b>131.1</b>	<b>136</b>	<b>78</b>	<b>70</b>	<b>50</b>	<b>108</b>

**RYAN TRESSLER**

#32 • RHP • R/R  
 Jr. • 6-3 • 205  
 Gallatin, Tenn.  
 John A. Logan College

2023 Season Highs (Last)	ORU Career Highs (Last)
	IP
	H
	SO
2 vs. SFA (3/3)	BB 2 vs. SFA (3/3/23)

Year	W-L	ERA	APP/GS	SV	IP	H	R	ER	BB	SO
2023	0-0	99.00	1/0	0	0.0	0	2	2	2	0
<b>Totals</b>	<b>0-0</b>	<b>99.00</b>	<b>1/0</b>	<b>0</b>	<b>0.0</b>	<b>0</b>	<b>2</b>	<b>2</b>	<b>2</b>	<b>0</b>

**JOSHUA CARVALHO**

#33 • RHP • R/R  
 So. • 6-7 • 230  
 Santa Clara, Calif.  
 Chabot College

2023 Season Highs (Last)	ORU Career Highs (Last)
5.2 vs Tarleton (3/1)	IP 5.2 vs Tarleton (3/1/23)
7 vs Missouri State (2/22)	H 7 vs Missouri State (2/22/23)
5 (2x) at Wichita State (5/9)	SO 5 (2x) at Wichita State (5/9/23)
4 at ACU (3/15)	BB 4 at ACU (3/15/23)

Year	W-L	ERA	APP/GS	SV	IP	H	R	ER	BB	SO
2023	5-1	3.10	14/10	0	49.1	42	21	17	24	36
<b>Totals</b>	<b>5-1</b>	<b>3.10</b>	<b>14/10</b>	<b>0</b>	<b>49.1</b>	<b>42</b>	<b>21</b>	<b>17</b>	<b>24</b>	<b>36</b>





## PLAYER PROFILES

**REED RONAN**

# 35 • LHP • R/L  
Jr. • 5-11 • 150  
Bentonville, Ark.  
Bentonville HS

2023 Season Highs (Last)		ORU Career Highs (Last)
1.1 vs Northern Illinois (2/19)	IP	2.0 (2x) vs. SDSU (3/27/22)
3 at Dallas Baptist (3/11)	H	3 at Dallas Baptist (3/11/23)
1 (2x) at Western Illinois (5/19)	SO	5 vs. SDSU (3/27/22)
3 vs Northern Illinois (2/19)	BB	3 vs. Oklahoma (4/26/22)

Year	W-L	ERA	APP/GS	SV	IP	H	R	ER	BB	SO
2021	0-0	9.00	8/0	0	4.0	4	5	4	5	7
2022	1-0	2.25	14/0	0	12.0	12	4	3	9	14
2023	0-0	27.00	5/0	0	2.2	7	8	8	8	2
<b>Totals</b>	<b>1-0</b>	<b>7.23</b>	<b>27/0</b>	<b>0</b>	<b>18.2</b>	<b>23</b>	<b>17</b>	<b>15</b>	<b>22</b>	<b>23</b>

**GADE DENTON**

# 36 • RHP • R/R  
Jr. • 6-3 • 180  
Rowlett, Texas  
Rowlett HS

2023 Season Highs (Last)		ORU Career Highs (Last)
4.0 vs. SFA (3/4)	IP	5.2 vs. North Dakota St. (3/26/21)
6 vs. SFA (3/4)	H	6 (2x) vs. SFA (3/4/23)
6 (2x) vs Southern Indiana (5/14)	SO	8 vs. North Dakota St. (3/26/21)
2 at Wichita State (3/7)	BB	2 (4x) at Wichita State (3/7)

Year	W-L	ERA	APP/GS	SV	IP	H	R	ER	BB	SO
2021	1-1	4.23	16/0	1	27.2	36	17	13	7	29
2022	4-0	0.41	24/0	6	43.2	23	4	2	11	55
2023	1-1	1.51	26/0	12	47.2	35	8	8	8	60
<b>Totals</b>	<b>6-2</b>	<b>1.74</b>	<b>66/0</b>	<b>19</b>	<b>119.0</b>	<b>94</b>	<b>29</b>	<b>23</b>	<b>26</b>	<b>144</b>

**ANDREW ROACH**

# 37 • RHP • R/R  
RSr. • 6-2 • 200  
Springdale, Ark.  
UNC-Charlotte

2023 Season Highs (Last)		ORU Career Highs (Last)
1.0 (3x) vs Southern Indiana (5/14)	IP	4.2 at Omaha (5/13/22)
4 vs. Oklahoma (4/4)	H	6 (2x) at SDSU (5/19/22)
2 vs Southern Indiana (5/14)	SO	7 vs. Wichita State (3/1/22)
1 (2x) vs Southern Indiana (5/14)	BB	3 at Omaha (5/13/22)

Year	W-L	ERA	APP/GS	SV	IP	H	R	ER	BB	SO
2022	1-2	5.04	16/8	1	44.2	45	26	25	14	50
2023	0-0	13.50	7/0	0	4.2	12	7	7	3	6
<b>Totals</b>	<b>1-2</b>	<b>5.84</b>	<b>23/8</b>	<b>1</b>	<b>49.1</b>	<b>57</b>	<b>33</b>	<b>32</b>	<b>17</b>	<b>56</b>

**BROOKS FOWLER**

# 39 • INF/RHP • R/R  
So. • 6-2 • 180  
Jenks, Okla.  
Jenks HS

2023 Season Highs (Last)		ORU Career Highs (Last)
7.0 vs SFA (3/6)	IP	7.0 vs SFA (3/6/23)
7 at Omaha (4/6)	H	7 at Omaha (4/6/23)
7 (2x) vs. SDSU (4/30)	SO	7 (2x) vs. SDSU (4/30/23)
4 vs. SDSU (4/30)	BB	4 vs. SDSU (4/30/23)

Year	W-L	ERA	APP/GS	SV	IP	H	R	ER	BB	SO
2022	1-0	4.84	17/1	1	22.1	18	18	12	12	31
2023	8-1	2.60	13/13	0	62.1	47	20	18	22	58
<b>Totals</b>	<b>9-1</b>	<b>3.19</b>	<b>30/14</b>	<b>1</b>	<b>84.2</b>	<b>65</b>	<b>38</b>	<b>30</b>	<b>34</b>	<b>89</b>



## PLAYER PROFILES

**PRESTON BAUMGARTNER**

#40 • OF • R/R  
RJR • 6-3 • 210  
Rowlett, Texas  
UTSA

Year	Avg.	GP/GS	AB	R	H	2B	3B	HR	RBI	BB	SB/ATT
2022	.000	6/0	3	0	0	0	0	0	0	0	0/0
2023	.250	15/4	20	2	5	1	0	1	7	4	0/0
<b>Totals</b>	<b>.217</b>	<b>21/4</b>	<b>23</b>	<b>2</b>	<b>5</b>	<b>1</b>	<b>0</b>	<b>1</b>	<b>7</b>	<b>4</b>	<b>0/0</b>

**2023 Season Highs (Last)**

4 at Memphis (3/25)	AB	ORU Career Highs (Last)
2 vs. St. Thomas (3/18)	H	4 at Memphis (3/25/23)
1 (2x) vs. St. Thomas (3/18)	R	2 vs. St. Thomas (3/18/23)
	2B	1 (2x) vs. St. Thomas (3/18/23)
	3B	
1 vs. St. Thomas (3/18)	HR	1 vs. St. Thomas (3/18/23)
5 vs. St. Thomas (3/18)	RBI	5 vs. St. Thomas (3/18/23)
3 vs Tarleton (3/1)	BB	3 vs Tarleton (3/1/23)
	SB	

**PARKER WARD**

#41 • UTIL • R/R  
So. • 5-11 • 180  
Leedey, Okla.  
Redlands CC

Year	Avg.	GP/GS	AB	R	H	2B	3B	HR	RBI	BB	SB/ATT
2023	.000	4/0	1	0	0	0	0	0	0	1	1/1
<b>Totals</b>	<b>.000</b>	<b>4/0</b>	<b>1</b>	<b>0</b>	<b>0</b>	<b>0</b>	<b>0</b>	<b>0</b>	<b>0</b>	<b>1</b>	<b>1/1</b>

**2023 Season Highs (Last)**

1 vs. Oklahoma (4/4)	AB	ORU Career Highs (Last)
	H	1 vs. Oklahoma (4/4/23)
	R	
	2B	
	3B	
	HR	
	RBI	
1 at Western Illinois (5/19)	BB	1 at Western Illinois (5/19/23)
1 at Western Illinois (5/19)	SB	at Western Illinois (5/19/23)

**DALTON PATTEN**

#43 • RHP/UTIL • S/R  
So. • 5-10 • 160  
Red Oak, Okla.  
Eastern Oklahoma St.

Year	W-L	ERA	APP/GS	SV	IP	H	R	ER	BB	SO
2023	3-1	4.75	22/0	4	36.0	24	19	19	15	38
<b>Totals</b>	<b>3-1</b>	<b>4.75</b>	<b>22/0</b>	<b>4</b>	<b>36.0</b>	<b>24</b>	<b>19</b>	<b>19</b>	<b>15</b>	<b>38</b>

Year	Avg.	GP/GS	AB	R	H	2B	3B	HR	RBI	BB	SB/ATT
2023	.250	5/1	8	2	2	0	0	1	3	1	0/0
<b>Totals</b>	<b>.250</b>	<b>5/1</b>	<b>8</b>	<b>2</b>	<b>2</b>	<b>0</b>	<b>0</b>	<b>1</b>	<b>3</b>	<b>1</b>	<b>0/0</b>

**2023 Season Highs (Last)**

4.1 at Western Illinois (5/19)	IP	ORU Career Highs (Last)
4 at Dallas Baptist (3/11)	H	4.1 at Western Illinois (5/19/23)
4 (2x) at Western Illinois (5/19)	SO	4 at Dallas Baptist (3/11/23)
3 (2x) vs. Northern Colo. (4/15)	BB	4 (2x) at Western Illinois (5/19/23)
		3 (2x) vs. Northern Colo. (4/15/23)

**2023 Season Highs (Last)**

3 vs Western Illinois (4/2)	AB	ORU Career Highs (Last)
1 (2x) vs. Northern Colo. (4/16)	H	3 vs Western Illinois (4/2/23)
2 vs Western Illinois (4/2)	R	1 (2x) vs. Northern Colo. (4/16/23)
	2B	2 vs Western Illinois (4/2/23)
	3B	
1 vs Western Illinois (4/2)	HR	1 vs Western Illinois (4/2/23)
3 vs Western Illinois (4/2)	RBI	3 vs Western Illinois (4/2)
1 vs Western Illinois (4/2)	BB	1 vs Western Illinois (4/2/23)
	SB	

**JAKOB HALL**

#44 • INF/RHP • R/R  
So. • 6-2 • 175  
Bartlesville, Okla.  
Bartlesville HS

Year	W-L	ERA	APP/GS	SV	IP	H	R	ER	BB	SO
2022	2-0	6.49	16/1	0	26.1	31	21	19	9	35
2023	7-3	3.56	14/14	0	81.0	74	36	32	10	80
<b>Totals</b>	<b>9-3</b>	<b>4.28</b>	<b>30/15</b>	<b>0</b>	<b>107.1</b>	<b>105</b>	<b>57</b>	<b>51</b>	<b>19</b>	<b>115</b>

**2023 Season Highs (Last)**

7.2 vs. SDSU (4/28)	IP	ORU Career Highs (Last)
7 (3x) at St. Thomas (5/5)	H	7.2 vs. SDSU (4/28/23)
8 (3x) vs. St. Thomas (3/18)	SO	7 (3x) at St. Thomas (5/5/23)
2 vs Western Illinois (3/31)	BB	8 (3x) vs. St. Thomas (3/18/23)
		2 (2x) vs Western Illinois (3/31/23)