

Oral Roberts

BASKETBALL



Location Tulsa, Okla.
 Nickname Golden Eagles
 Colors Navy Blue and Vegas Gold

Enrollment 5,051 (Fall 2022)
 President Dr. William Wilson
 Athletic Director Tim Johnson

Assistant AD of Communications Jarrett Hardwick
 Hardwick's Email jhardwick@oru.edu
 Twitter @JarrettH70

2022-23 SCHEDULE/RESULTS

DATE	OPPONENT	TIME (CT)/RESULT
Nov. 7	at Saint Mary's	L, 78-70
Nov. 11	John Brown	W, 95-62
Nov. 14	at #3 Houston	L, 83-45
Nov. 15	at Texas Southern	W, 82-64
Nov. 19	Oklahoma Baptist	W, 98-86
Nov. 22	at (RV) Utah State	L, 95-85
Nov. 27	Rogers State	W, 81-70
Nov. 29	Ozark Christian	W, 116-68
Dec. 3	at Tulsa	W, 77-66
Dec. 10	Central Arkansas	W, 111-78
Dec. 12	Liberty	W, 84-70
Dec. 16	Missouri State	W, 80-77
Dec. 19	South Dakota State *	W, 79-40
Dec. 29	at Omaha *	W, 92-89
Dec. 31	at Denver *	W, 80-62
Jan. 7	Kansas City *	W, 74-71
Jan. 9	at (RV) New Mexico	L, 82-75
Jan. 12	Western Illinois *	W, 87-63
Jan. 14	St. Thomas *	W, 81-69
Jan. 19	at North Dakota State *	W, 92-69
Jan. 21	at North Dakota *	W, 84-72
Jan. 26	Denver *	W, 102-61
Jan. 28	Omaha *	W, 73-64
Jan. 30	South Dakota *	W, 103-53
Feb. 4	at Kansas City *	W, 85-57
Feb. 9	at St. Thomas *	7 p.m.
Feb. 11	at Western Illinois *	2 p.m.
Feb. 17	North Dakota *	7 p.m.
Feb. 19	North Dakota State *	7 p.m.
Feb. 23	at South Dakota *	7 p.m.
Feb. 25	at South Dakota State *	7 p.m.
Mar. 3-7	SL Championship ^	TBA

* - Summit League Game ^ - Summit League Tournament

Times listed are Central and subject to change



(RV) ORAL ROBERTS GOLDEN EAGLES

Record	21-4 (12-0 Summit League)	Head Coach	Paul Mills
Streak	W8	Record at ORU	97-83 (6th Season)
Ranking (AP/Coaches)	RV/--	Career Record	Same
Ranking (Mid-Major)	4	Department Twitter	@ORUAthletics
NCAA NET Ranking	37	MBB Twitter	@ORUMBB

GAME 26 | FEB. 9, 2023 | 7 P.M. | ST. PAUL, MINN. | SCHOENECKER ARENA



ST. THOMAS TOMMIES

Record	16-10 (7-6 Summit League)	Head Coach	Johnny Tauer
Streak	W2	Record at UST	244-81 (12th season)
Ranking (AP/Coaches)	--	Career Record	same
Ranking (Mid-Major)	--	Department Twitter	@TommieAthletics
NCAA Net Ranking	202	MBB Twitter	@UST_MBB

QUICK HITS

- Max Abmas was named preseason Summit League Player of the Year and to the league's preseason First Team. Abmas earned a spot on the Naismith Player of the Year Watch List and the NABC Preseason Player of the Year Watch List as well as on the 2023 Bob Cousy Award Watch List and Wooden Top 50. He recently was named to the Cousy Award Top 10 Finalist list.
- For the first time since 2011-12, the Golden Eagles were picked No. 1 in the Summit League preseason rankings. ORU is also No. 4 in the College Insider Mid-Major Poll. For the first time since the 1971-72 season, ORU has been mentioned in the AP Top 25 Poll for three-straight weeks.
- Abmas is averaging 22.3 points per game which is 5th in the nation. Two other Golden Eagles average double-digits with Issac McBride and Connor Vanover. Vanover averages 13.3 points and McBride scores 12.3.
- Vanover has totaled 80 blocks this season. He currently is second in the nation in total blocks and second in blocks per game (3.3). As a team, ORU is 7th in the nation in blocks per game (5.6).
- Abmas is 3rd in the nation in free-throw percentage and 5th in three-pointers per game.
- ORU is hitting 11.2 triples per game, which puts the team 3rd in the nation and first in the Summit League. The Golden Eagles have totaled 281 three-point buckets this season.
- On the glass, ORU leads the Summit League in defensive rebounds with per game (28.4).
- This will be the 4th all-time meeting between Oral Roberts and St. Thomas. ORU leads the series, 3-0. Earlier this season ORU defeated the Tommies, 81-69, at the Mabee Center on January 14.

SCOUTING THE OPPONENT

- St. Thomas is 16-10 overall, 7-6 in Summit League play, and on a two game win streak. In their previous game, the Tommies won on the road at Denver, 68-57.
- Andrew Rohde leads UST with 15.6 points per game. Parker Bjorklund scores 14.5 ppg and Riley Miller scores 12.9 ppg.
- The Tommies average 74.4 points per game and shoot 45.4 percent from the field and 35.9 from three-point range. St. Thomas is currently fourth in the league standings.

	2022-23	
85.2	PPG	74.4
70.0	Opp. PPG	70.2
.484	FG %	.454
.411	FG % Def.	.460
.381	3FG %	.359
.758	FT%	.790
37.5	RPG	31.2
+0.8	+/- Reb.	-2.4
15.4	APG	12.8
10.0	TPG	10.1
6.8	SPG	6.0
5.6	BPG	2.2

#ORUMBB PROBABLE STARTING LINEUP




2 KAREEM THOMPSON
G Sr. | 6-5 | 208

PPG	RPG	FG%	3FG%	MPG
8.8	5.4	51.5	39.1	29.3



10 ISSAC MCBRIDE
G JR. | 6-1 | 172

PPG	RPG	FG%	3FG%	MPG
12.3	2.6	49.1	44.6	29.5



35 CONNOR VANOVER
F Sr. | 7-5 | 227

PPG	RPG	BPG	FG%	MPG
13.3	6.9	3.3	51.5	25.4



3 MAX ABMAS
G Sr. | 6-0 | 175

PPG	RPG	FG%	3FG%	MPG
22.3	4.8	45.7	38.8	35.3



11 CARLOS JÜRGENS
F Rsr. | 6-5 | 206

PPG	RPG	FG%	3FG%	MPG
8.0	3.8	48.5	36.5	25.3

BROADCAST INFO:

• **ONLINE VIDEO**
 ORU Sports Network (ORUSN)
www.ORUAthletics.com/watch
 or via ORU Athletics App

ORUSN

• **LOCAL RADIO**
 99.9 FM ESPN Radio

FOLLOW ORU!!

@ORUMBB
 @ORUMBB
 @ORUMBB
 /ORUBASKETBALL
 #ORUMBB #GOLDENSTANDARD

MEDIA INFORMATION

There are a number of ways to keep up with the Oral Roberts men's basketball team this season. All home games will be broadcast for FREE at ORUAthletics.com/watch on the revamped ORU Sports Network and also can be viewed live on the ORU Athletics App or via the ORUSN Roku app. Free audio of road games also will be available on www.ORUAthletics.com. Finally, updates can be found on Twitter by following @ORUAthletics and @ORUMBB or the hashtag #ORUMBB.

INTERVIEW PROCEDURES

During the week: Head Coach Paul Mills and players will be available for interviews up to 30 minutes prior to practice each day with advance notice. Contact the ORU Athletic Communications Department to arrange interviews and verify practice times.

After the game: If requested, players and coaches will be available in the media room after a 10-minute, cool-down period. For specific requests, please contact the ORU Athletic Communications staff. At home games, members of the opposing team will NOT be taken to the media room unless otherwise specified.

QUICK FACTS (PRIOR TO THE 2022-23 SEASON)

FIRST YEAR OF BASKETBALL: 1965-66

OVERALL ALL-TIME RECORD: 983-720 (.577) (57 years)

NCAA TOURNAMENT APPEARANCES (REC): 6 (4-6)

LAST NCAA TOURNAMENT:

2021 Sweet 16 (W, 75-72 vs. #2 Ohio State)

(W, 81-78 vs. #7 Florida)

(L, 70-72 vs. #3 Arkansas)

2021-22 RECORD: 19-12 (8-3 H; 5-7 A; 5-1 N)

2021-22 SUMMIT LEAGUE RECORD/FINISH: 12-6/4th

FINAL RANKING LAST YEAR: N/A

STARTERS RETURNING/LOST: 4/1

LETTERMEN RETURNING/LOST: 9/6

NEWCOMERS: 5

ORU ATHLETIC COMMUNICATIONS

ASSISTANT A.D. COMMUNICATIONS/MBB: Jarrett Hardwick

HARDWICK'S PHONE: 918-495-7094

EMAIL: jhardwick@oru.edu

DIR.-ATHLETIC COMMUNICATIONS: Kyle Stafford

STAFFORD'S PHONE: 918-495-6646

EMAIL: kstafford@oru.edu

DIR.-CREATIVE CONTENT: Duncan White

WHITE'S PHONE: 918-495-7181

EMAIL: duwhite@oru.edu

VOICE OF THE GOLDEN EAGLES: Adam Hildebrandt

WEBSITE: ORUAthletics.com

MAILING ADDRESS: 7777 S. Lewis Ave.

Tulsa, OK 74171

STATISTICAL TRENDS, WINS AND LOSSES**WINS (21 GAMES)**

88.4
67.2
.503
.398
.394
.769
+3.0
16.0
9.6
7.4
5.9

Scoring Average
Opp. Scoring Average
FG Percent
FG Percent Defense
3FG Percent
FT Percent
Rebounding Margin
Assists/Game
Turnovers/Game
Steals/Game
Blocks/Game

LOSSES (4 GAMES)

68.8
84.5
.379
.488
.321
.691
-9.3
11.5
12.5
3.8
5.0

SUMMIT LEAGUE STANDINGS (AS OF FEB. 8, 2023)

TEAM	2022-23 CONFERENCE	2022-23 OVERALL	CURRENT NET RANK
Oral Roberts	12-0	21-4	37
South Dakota St.	9-4	14-11	162
Western Illinois	8-5	15-9	232
St. Thomas	7-6	16-10	202
Kansas City	6-6	10-15	258
North Dakota St.	6-6	9-15	243
South Dakota	6-7	11-14	312
Denver	4-9	13-13	275
Omaha	3-10	7-18	305
North Dakota	2-10	8-17	306

2022-23 SUMMIT LEAGUE PRESEASON AWARDS**ALL-SUMMIT LEAGUE FIRST TEAM**

Max Abmas, Oral Roberts

Luke Appel, South Dakota State

Frankie Fidler, Omaha

Trenton Massner, Western Illinois

Zeke Mayo, South Dakota State

Grant Nelson, North Dakota State

ALL-SUMMIT LEAGUE SECOND TEAM

Mason Archambault, South Dakota

Issac McBride, Oral Roberts

Kruz Perrott-Hunt, South Dakota

A.J. Plitzuweit, South Dakota

Tevin Smith, Denver

Preseason Player of the Year

Max Abmas, Oral Roberts

NUMERICAL ROSTER

No.	Name	Pos.	Cl.	Ht.	Hometown	Previous School
0	Demari Williams	G	So.	6-6	Houston, Texas	Arizona State
2	Kareem Thompson	G	Sr.	6-5	Florence, Ala.	East Central CC
3	Max Abmas	G	Sr.	6-0	Rockwall, Texas	Jesuit Dallas HS
4	Jake Shannon	G	So.	6-4	Ada, Okla.	Ada HS
5	Cam Amboree	G	Fr.	6-2	Pearland, Texas	Shadow Creek HS
10	Issac McBride	G	Jr.	6-2	Little Rock, Ark.	Vanderbilt
11	Carlos Jurgens	G	R-Sr.	6-5	Tartu, Estonia	Tartu Art Gymnasium
13	Nate Clover III	C	Jr.	6-8	Port Arthur, Texas	Port Arthur Memorial
14	DeShang Weaver	F	R-Sr.	6-7	Houston, Texas	Cypress Falls HS
20	Trey Phipps	G	Jr.	6-2	Tulsa, Okla.	Oklahoma
23	Sir Issac Herron	F	So.	6-9	Houston, Texas	Legacy Sports Sciences
25	Elijah Lawrence	G	So.	5-11	Belaire, Texas	Bellaire HS
32	Patrick Mwamba	F	Jr.	6-7	Kinshasa, Congo	UT Arlington
35	Connor Vanover	F	Sr.	7-5	Little Rock, Ark.	Arkansas

ROSTER BREAKDOWN (STATS FROM 2021-22)**STARTERS RETURNING (4)**

Name	Pos.	Cl.	GP-GS	PPG	FG%	RPG	APG	SPG
Max Abmas	G	Sr.	30-30	22.8	.422	3.4	3.6	1.0
Carlos Jurgens	G	R-Sr.	30-25	6.6	.419	3.7	1.4	0.5
Kareem Thompson	G	Sr.	31-31	7.6	.465	5.6	1.7	0.8
DeShang Weaver	F	R-Sr.	31-28	8.2	.457	4.1	0.3	0.3

OTHER LETTERWINNERS RETURNING (4)

Name	Pos.	Cl.	GP-GS	PPG	FG%	RPG	APG	SPG
Nate Clover III	C	Jr.	15-0	2.1	.565	2.2	0.0	0.1
Sir Issac Herron	F	So.	25-1	2.3	.545	1.8	0.1	0.4
Elijah Lawrence	G	So.	6-0	0.8	.250	0.5	0.8	0.5
Issac McBride	G	R-Jr.	17-2	1.7	.227	1.4	0.1	0.7



OFFENSIVE BALANCE

GAME	LEADING SCORER	2ND SCORER
at Saint Mary's	Abmas- 14	Thompson- 13
John Brown	Vanover- 19	McBride- 19
at #3 Houston	Weaver- 12	Three Players- 5
at Texas Southern	2 Players- 15	2 Players- 14
Oklahoma Baptist	Abmas- 24	McBride- 21
at Utah State	McBride- 19	Vanover- 18
Rogers State	Abmas- 20	Thompson- 14
Ozark Christian	Phipps- 31	Clover III- 15
at Tulsa	Abmas- 28	Jurgens- 12
Central Arkansas	Abmas- 31	2 Players- 18
Liberty	Abmas- 26	2 Players- 15
Missouri State	Abmas- 23	Vanover- 19
South Dakota State*	Vanover- 21	Weaver- 14
at Omaha*	Abmas- 32	Mwamba- 13
at Denver*	Abmas- 17	Mwamba- 15
Kansas City*	Abmas- 35	Vanover- 18
at New Mexico	Abmas- 26	Vanover- 18
Western Illinois*	Abmas- 37	McBride- 11
St. Thomas*	Abmas- 17	2 Players- 15
at North Dakota State*	Abmas- 22	McBride- 21
at North Dakota*	Abmas- 27	Vanover- 19
Denver*	Abmas- 25	Vanover- 20
Omaha*	Vanover- 23	Abmas- 18
South Dakota*	Abmas- 31	McBride- 20
at Kansas City	Abmas- 21	McBride- 13

at St. Thomas		
at Western Illinois		
North Dakota		
North Dakota State		
at South Dakota		
at South Dakota State		

TEAM SEASON HIGHS	#	DATE/OPPONENT
Points	116	vs. Ozark Christian (11/29/22)
Field Goals	43	vs. Ozark Christian (11/29/22)
3-pt Made	18	vs. South Dakota (1/30/23)
FT Made	22	at Omaha (12/29/22)
Rebounds	51	vs. Ozark Christian (11/29/22)
Assists	22	vs. John Brown (11/11/22)
Steals	13	vs. Liberty (12/12/22)
Blocks	12	vs. John Brown (11/11/22)
Turnovers	16	vs. Central Arkansas (12/11/22)

TEAM SEASON LOWS	#	DATE/OPPONENT
Points	45	at #3 Houston (11/14/22)
Field Goals	14	at #3 Houston (11/14/22)
3-pt Made	6	(2x) vs. Omaha (1/28/23)
FT Made	2	at Tulsa (12/3/22)
Rebounds	25	vs. Kansas City (1/7/23)
Assists	9	(2x) at North Dakota (1/21/23)
Steals	2	(2x) at New Mexico (1/9/23)
Blocks	1	vs. Ozark Christian (11/29/22)
Turnovers	4	vs. Western Illinois (1/12/23)

SCORING MILESTONE WATCH

1. Greg Sutton (1988-91)	3,070	11. Haywoode Workman (1986-89)	1,506
2. Richard Fuqua (1969-73)	3,004	12. Emmanuel Nzekwesi (2015-20)	1,492
3. Caleb Green (2003-07)	2,503	13. Jeff Acres (1980-85)	1,476
4. Max Abmas (2019-pres.)	2,355	14. Carl Hardaway (1966-70)	1,408
5. Anthony Roberts (1973-77)	2,341	15. Damen Bell-Holter (2009-13)	1,389
6. Dominique Morrison (2008-12)	2,080	16. Obi Emegano (2013-16)	1,367
7. Mark Acres (1981-85)	2,038	17. Eddie Woods (1970-74)	1,340
8. Ken Tutt (2003-07)	2,019	18. Ray Thompson (1991-93)	1,326
9. Warren Niles (2009-13)	1,984	19. Albert Owens (2014-18)	1,318
10. Tim Gill (1994-98)	1,959	20. Kevin Obanor (2018-21)	1,306

COACHING STAFF

PAUL MILLS

Texas A&M / 1996
97-83 / 6th Season



> AT ORU

In his first five seasons at ORU, the Golden Eagles earned 12 postseason honors from The Summit League; Player of the Year (Abmas), Newcomer of the Year (Ruder & Obanor), Sixth Man of the Year (Owens & Obanor), First Team All-Summit League (Abmas, Obanor & Nzekwesi), Second Team All-Summit League (Nzekwesi & Obanor), Honorable Mention All-Summit League (McBride, Nzekwesi) and All-Newcomer (Glasper, Abmas, Burns, Kearns & Obanor).

> VETERAN COACH

Although ORU is Mills' first NCAA head coaching job, Mills has been in the Division I ranks since 2002 when he joined Rice as the director of operations. Before coming to ORU, Mills served on the staff of Scott Drew at Baylor for 14 years.

> POSTSEASON EXPERIENCE

Mills and the Golden Eagles made their first NCAA Tournament appearance in 2021 reaching the Sweet 16. While at Baylor, Mills made nine postseason appearances, including seven NCAA Tournaments. Baylor made the Elite Eight twice and made two additional appearances in the Sweet 16. The Bears were the 2012-13 NIT champions.

SAM PATTERSON

Baylor/2008
Assistant Coach
6th Season



RUSSELL SPRINGMANN

Salisbury State/1990
Assistant Coach
5th Season



KENTON PAULINO

Texas/2008
Assistant Coach
2nd Season




STEVE UPSHAW

Northeastern State/1992
Director of Operations
21st Season



IAIN LAYMON

Indiana/2017
Video Coordinator
6th Season



SITUATIONAL RECORDS**ORU'S RECORD WHEN...**

Leading at Halftime	15-0
Trailing at Halftime	4-4
Tied at Halftime	1-0
More Field Goals than opp.	17-1
Fewer Field Goals than opp.	2-3
Same amount FG's as opp.	1-0
More 3-pointers than opp.	15-3
Fewer 3-pointers than opp.	5-1
Same amount 3-pointer as opp.	-
More Free Throws Made than opp.	17-0
Fewer Free Throws Made than opp.	3-4
Same amount FT's as opp.	-
More Free Throw Attempts than opp.	15-0
Fewer Free Throw Attempts than opp.	5-4
More Rebounds than opp.	13-0
Fewer Rebounds than opp.	7-3
More Assists than opp.	15-1
Fewer Assists than opp.	5-2
Same Amount Assists as opp.	-
More Steals than opp.	11-1
Fewer Steals than opp.	6-3
Same Amount Steals as opp.	3-0
More Turnovers than opp.	2-2
Fewer Turnovers than opp.	14-2
Same Amount Turnovers as opp.	4-0
More Blocked Shots than opp.	17-2
Fewer Blocked Shots than opp.	1-2
Same Amount Blocks as opp.	2-0
Home	14-0
Away	7-4
Neutral	-
Overtime	-
Leading with 3:00 to play	20-0
GAMES DECIDED BY ...	
1-5 Points	3-0
6-10 Points	1-3
11-19 Points	7-0
20+ Points	9-1

ORU BENCH PRODUCTION

GAME	ORU-OPP	DIFF	TOP BENCH
			SCORER
at Saint Mary's	13-28	-15	8-Mwamba
vs. John Brown	15-19	-4	8-Weaver
at #3 Houston	18-33	-15	15-Weaver
at Texas Southern	28-7	+21	15-Weaver
vs. Okla. Baptist	27-26	+12	13-Weaver
at Utah State	9-49	-10	4-Phipps
vs. Rogers State	13-34	+11	10-Mwamba
vs. Ozark Christian	69-22	+48	31-Phipps
at Tulsa	18-18	+11	11-Mwamba
vs. Central Ark.	34-30	+33	13-Phipps
vs. Liberty	11-17	+14	8-Mwamba
vs. Missouri St.	8-55	+3	5-Weaver
vs. SDSU	25-12	+39	14-Weaver
at Omaha	30-29	+3	13-Mwamba
at Denver	28-15	+18	15-Mwamba
vs. Kansas City	4-17	+3	2-Mwamba
at New Mexico	9-9	-7	7-Mwamba
vs. Western Illinois	29-18	+24	7-Two Players
vs. St. Thomas	26-13	+12	15-Mwamba
at NDSU	18-21	+23	12-Weaver
at North Dakota	12-6	+12	4-Mwamba
Denver	23-2	+41	4-Williams
Omaha	6-17	+9	4-Weaver
South Dakota	22-18	+50	9-Phipps
at Kansas City	29-25	+28	10-Mwamba
at St. Thomas			

LEADS, DEFICITS AND MARGINS

GAME	LARGEST +	LARGEST -	FINAL	BIGGEST
			MARGIN	ORU RUN
at Saint Mary's	1	21	8	6
vs. John Brown	33	5	33	14
at #3 Houston	2	39	38	5
at Texas Southern	21	5	18	23
vs. Okla. Baptist	20	0	12	9
at Utah State	2	14	10	8
vs. Rogers State	17	4	11	8
vs. Ozark Christian	53	0	48	24
at Tulsa	13	2	11	10
vs. Central Ark.	36	2	33	15
vs. Liberty	16	8	14	9
vs. Missouri St.	23	2	3	10
vs. South Dakota St.	1	41	39	14
at Omaha	10	2	3	7
at Denver	21	0	18	11
vs. Kansas City	6	12	3	11
at New Mexico	3	15	7	5
vs. Western Illinois	28	1	24	14
vs. St. Thomas	14	2	12	8
at NDSU	26	6	13	23
at North Dakota	12	4	12	8
Denver	42	2	41	23
Omaha	9	3	9	10
South Dakota	56	0	50	11
at Kansas City	31	5	28	12
at St. Thomas				

SUMMIT LEAGUE PLAYERS OF THE WEEK

Week 1 (Nov. 14)

A.J. Plitzuweit - South Dakota

Week 2 (Nov. 21)

Riley Miller - St. Thomas

Week 3 (Nov. 28)

RayQuawndis Mitchell - Kansas City

Week 4 (Dec. 5)

Trenton Massner - Western Illinois

Week 5 (Dec. 12)

Boden Skunberg - North Dakota State

Week 6 (Dec. 19)

Max Abmas - Oral Roberts (Summit League)**& Lou Henson National Player of the Week**

Week 7 (Dec. 26)

Parker Bjorklund - St. Thomas

Week 8 (Jan. 2)

Zeke Mayo - South Dakota State

Week 9 (Jan. 9)

Max Abmas - Oral Roberts (Summit League)
& Lou Henson National Player of the Week

Week 10 (Jan. 16)

Max Abmas - Oral Roberts

Week 11 (Jan. 23)

Zeke Mayo - South Dakota State

Week 12 (Jan. 30)

Trenton Massner - Western Illinois

Week 13 (Feb. 6)

Zeke Mayo - South Dakota State

Week 14 (Feb. 13)

Week 15 (Feb. 20)

Week 16 (Feb. 27)

COLLEGEINSIDER.COM MID-MAJOR POLL (JANUARY 30, 2023)

	TEAM (1ST PLACE VOTES)	RECORD	PTS	PREV.	CONFERENCE
1	Gonzaga (23)	18-4	767	1	West Coast
2	Saint Mary's (8)	19-4	752	3	West Coast
3	Charleston	21-2	711	2	Colonial
4	Louisiana	18-4	683	5	Sun Belt
5	UC Santa Barbara	17-3	592	6	Big West
6	Kent State	17-4	570	4	Mid-American
7	Oral Roberts	19-4	547	7	Summit
8	Southern Miss	19-4	540	8	Sun Belt
9	Liberty	18-5	462	13	ASUN
10	Marshall	18-5	449	8	Sun Belt
11	Southern Illinois	17-6	401	9	Missouri Valley
12	Drake	17-6	350	17	Missouri Valley
13	Loyola Marymount	16-7	310	21	West Coast
14	UNCW	17-6	308	15	Colonial
15	Southern Utah	15-7	289	23	Western Athletic
16	Furman	17-6	255	NR	Southern
17	Santa Clara	16-7	238	14	West Coast
18	Toledo	15-6	237	19	Mid-American
19	Hofstra	15-8	220	NR	Colonial
20	Utah Valley	17-6	150	18	Western Athletic
21	Sam Houston	16-5	146	22	Western Athletic
22	Seattle	16-6	121	11	Western Athletic
23	Stephen F. Austin	15-7	108	25	Western Athletic
24	Belmont	16-7	91	16	Missouri Valley
25	Colgate	16-7	78	NR	Patriot

OTHERS RECEIVING VOTES

Eastern Washington 63, Iona 61, Akron 60, Milwaukee 55, Kennesaw State 54, Siena 53, BYU 49, Princeton 48, Youngstown State 29, UNC Asheville 28, UC Riverside 25, Cornell 22, Vermont 20, UC Irvine 17, Norfolk State 13, Hawaii 12, James Madison 12, Towson 12, Ball State 11, Indiana State 10, Yale 9, Eastern Kentucky 6, Samford 6, UMass-Lowell 8, Grambling 5, Grand Canyon 5, NKU 4, Quinnipiac 4, Lehigh 3, Bradley 2, Montana State 2, UT Martin 2, Howard 2.



RECORD BY UNIFORM

JERSEY	HOME	AWAY	NEUTRAL	TOTAL
White	11-0	0-0	0-0	11-0
Blue	0-0	7-4	0-0	7-4
Gold	1-0	0-0	0-0	1-0
Baby Blue (N7)	2-0	0-0	0-0	2-0

ORU RECORD BY STARTING LINEUP

GUARD	GUARD	GUARD/FORWARD	GUARD/FORWARD	FORWARD/CENTER	RECORD
Abmas	McBride	Thompson	Jurgens	Vanover*	20-4
McBride	Thompson	Weaver	Jurgens	Mwamba*	1-0

*- First start of ORU career

GAME-BY-GAME STARTING LINEUP

OPPONENT	G	G	G/F	G/F	F/C
@ Saint Mary's	Abmas	McBride	Thompson	Jurgens	Vanover
John Brown	Abmas	McBride	Thompson	Jurgens	Vanover
@ #3 Houston	Abmas	McBride	Thompson	Jurgens	Vanover
@ Texas Southern	Abmas	McBride	Thompson	Jurgens	Vanover
vs. Okla. Baptist	Abmas	McBride	Thompson	Jurgens	Vanover
at Utah State	Abmas	McBride	Thompson	Jurgens	Vanover
vs. Rogers State	Abmas	McBride	Thompson	Jurgens	Vanover
vs. Ozark Christian	McBride	Thompson	Weaver	Jurgens	Mwamba
at Tulsa	Abmas	McBride	Thompson	Jurgens	Vanover
vs. Central Ark.	Abmas	McBride	Thompson	Jurgens	Vanover
vs. Liberty	Abmas	McBride	Thompson	Jurgens	Vanover
vs. Missouri St.	Abmas	McBride	Thompson	Jurgens	Vanover
vs. SDSU	Abmas	McBride	Thompson	Jurgens	Vanover
at Omaha	Abmas	McBride	Thompson	Jurgens	Vanover
at Denver	Abmas	McBride	Thompson	Jurgens	Vanover

vs. Kansas City	Abmas	McBride	Thompson	Jurgens	Vanover
at New Mexico	Abmas	McBride	Thompson	Jurgens	Vanover
vs. Western Illinois	Abmas	McBride	Thompson	Jurgens	Vanover
vs. St. Thomas	Abmas	McBride	Thompson	Jurgens	Vanover
at NDSU	Abmas	McBride	Thompson	Jurgens	Vanover
at North Dakota	Abmas	McBride	Thompson	Jurgens	Vanover
vs. Denver	Abmas	McBride	Thompson	Jurgens	Vanover
vs. Omaha	Abmas	McBride	Thompson	Jurgens	Vanover
vs. South Dakota	Abmas	McBride	Thompson	Jurgens	Vanover
at Kansas City	Abmas	McBride	Thompson	Jurgens	Vanover
at St. Thomas					

SCORING BREAKDOWN

CLASS	PTS	PCT.
Seniors (5)	1451	68.0
(Abmas/Jürgens/Thompson/Vanover/Weaver)		
Juniors (5)	627	29.4
(Clover III/McBride/Mwamba/Phipps/Shannon)		
Sophomores (3)	37	0.01
(Herron/Lawrence/Williams)		
Freshmen (1)	16	0.007
(Amboree)		
SCORING	PTS	PCT.
Starters	1584	74.3
Bench	547	25.6
SCORING	PTS	PCT.
Newcomers	553	25.9
Returners	1578	74.0

HANGIN' A HUNDRED...

ORU has been remarkably good when hitting 100 points. ORU has scored at least 100 in 121 games, and gone 113-8 in those contests. Nine of those games have come since Coach Mills took over the program, and ORU holds a 22-2 record in contests since 2000 with the lone loss in triple OT on the road against IUPUI in 2004. The school record for points in a game is 155, scored in a 155-113 win over Union in 1972.

INDIVIDUAL RECORDS	
SEASON	
HIGHEST POINTS: 108 — Richard Phipps (1971-72)	
SCORING AVERAGE: 88.2 — Richard Phipps (1971-72)	
PERCENTAGE: 67 — James Shanon — (1971-72)	
REBOUND AVERAGE: 14.3 — Bobi Woods (1971-72), 407 in 28 games	
FIELD GOALS ATTEMPTED: 361 — Richard Phipps (1971-72)	
FIELD GOALS MADE: 182 — Richard Phipps (1971-72)	
FIELD GOALS PERCENTAGE: .506 — Paul Mosley (1966-67), 74 in 145	
FREE THROWS ATTEMPTED: 211 — Richard Phipps (1971-72)	
FREE THROWS MADE: 105 — Richard Phipps (1971-72)	
FREE THROWS PERCENTAGE: .501 — Bobby Hooper (1967-68), 10 in 20	
PERSONAL FOULS: 139 — Stan Coney (1971-72)	
SINGLE GAME	
POINTS SCORED: 55 — Richard Phipps (vs. University of South Dakota, Feb. 15, 1972, 155-113)	
POINTS ALLOWED: 113 — Richard Phipps (vs. University of the South, Feb. 15, 1972)	
POINTS DIFFERENTIAL: 42 — Richard Phipps (vs. Marquette, Jan. 26, 1972)	
POINTS ALLOWED: 42 — Richard Phipps (vs. Marquette, Jan. 26, 1972)	
FIELD GOALS MADE: 25 — Richard Phipps (vs. Marquette, Jan. 26, 1972)	
FIELD GOALS ATTEMPTED: 36 — Richard Phipps (vs. Marquette, Jan. 26, 1972)	
FIELD GOALS PERCENTAGE: .694 — Richard Phipps (vs. Marquette, Jan. 26, 1972)	
FREE THROWS MADE: 11 — Richard Phipps (vs. Marquette, Jan. 26, 1972)	
FREE THROWS ATTEMPTED: 22 — Richard Phipps (vs. Marquette, Jan. 26, 1972)	
FREE THROWS PERCENTAGE: .500 — Stan Coney (vs. University of the South, Feb. 15, 1972, 155-113)	
FREE THROWS MADE: 11 — Stan Coney (vs. University of the South, Feb. 15, 1972, 155-113)	
FREE THROWS ATTEMPTED: 22 — Stan Coney (vs. University of the South, Feb. 15, 1972, 155-113)	
FREE THROWS PERCENTAGE: .500 — Stan Coney (vs. University of the South, Feb. 15, 1972, 155-113)	
PERSONAL FOULS: 139 — Stan Coney (vs. University of the South, Feb. 15, 1972, 155-113)	

**OVERTIME**

Overall Overtime Record	39-45 (0-2 This Season)
Home Overtime Record	14-15
Away Overtime Record	20-24
Neutral Overtime Record	5-6
Double Overtime Record	3-4
Triple Overtime Record	0-1
Last Single OT Played	vs. South Dakota State, Feb. 24, 2022 (L, 102-106)
Last Double OT Played	vs. Denver, March 4, 2018 (L, 88-90)
Last Triple OT Played	at IUPUI, Jan. 24, 2004 (L, 105-108)

ORU RECORD BY CONFERENCE

	2022-23	2021-22	2020-21
American	1-1	1-0	0-1
ASUN	2-0	0-1	--
Big 10	--	--	1-0
Big 12	--	0-2	0-2
Missouri Valley	1-0	0-1	--
Mountain West	0-2	0-1	--
SEC	--	--	1-3
Southland	--	1-0	0-0
Summit League	12-0	12-6	13-5
Sun Belt	--	1-0	--
SWAC	1-0	--	--
West Coast	0-1	--	--
Non-NCAA Division I	4-0	3-0	3-0

LATE GAME FREE THROWS

#	NAME	OVERALL		FINAL 5 MIN/OT		FINAL MIN/OT	
		FT-FTA	PCT.	FT-FTA	PCT.	FT-FTA	PCT.
0	Demari Williams	3-5	.600	0-1	.000	0-1	.000
2	Kareem Thompson	20-30	.667	4-6	.667	0-2	.000
3	Max Abmas	108-117	.923	35-42	.833	16-18	.888
4	Jake Shannon	2-2	1.000	2-2	1.000	0-0	.000
5	Cam Amboree	6-6	1.000	4-4	1.000	2-2	1.000
10	Issac McBride	29-38	.763	1-2	.500	0-0	.000
11	Carlos Jürgens	20-37	.541	4-7	.571	0-0	.000
13	Nate Clover III	4-10	.400	2-4	.500	0-0	.000
14	DeShang Weaver	14-22	.636	3-4	.750	1-2	.500
20	Trey Phipps	25-33	.758	9-10	.900	2-2	1.000
23	Sir Issac Herron	0-0	.000	0-0	.000	0-0	.000
25	Elijah Lawrence	0-0	.000	0-0	.000	0-0	.000
32	Patrick Mwamba	22-39	.564	6-10	.600	0-0	.000
35	Connor Vanover	41-49	.837	7-7	1.000	1-1	1.000
Team		294-388	.758	81-96	.843	22-27	.814

FRESH LOOK MABEE CENTER...

For the first time since opening in 1972, the home of the Golden Eagles will have a new look as blue seats were installed for the 2021-22 season. The building's exterior and concourse level also got a fresh look with new blue paint and glass along with updated branding elements. A 35-foot, HD video board was installed above center court and the ORU practice gym added a whole new floor in the last three years.

**FUTURE OF ORU ATHLETICS...**

ORU athletics broke ground Nov. 12, 2021, for the Mike Carter Athletic Center, a transformational project to push the Golden Eagles into the future. The multi-million-dollar facility will feature a new strength and conditioning area, two practice gyms for men's and women's basketball, an updated Eli Academic Center for all student-athletes and a state-of-the-art sports medicine space.



STATISTICAL MILESTONE COUNT

TEAM'S LEADING SCORER

	SEASON	CAREER	CONSEC.
Max Abmas	19	69	2
Carlos Jürgens	0	1	0
Issac McBride	1	3	0
Trey Phipps	1	2	0
Kareem Thompson	0	2	0
Connor Vanover	4	4	0
DeShang Weaver	1	3	0

10+ POINTS

	SEASON	CAREER	CONSEC.
Max Abmas	22	109	12
Nate Clover III	1	3	0
Sir Issac Herron	0	2	0
Carlos Jürgens	9	26	0
Issac McBride	18	39	8
Patrick Mwamba	8	8	1
Trey Phipps	2	13	0
Kareem Thompson	13	32	4
Connor Vanover	17	17	0
DeShang Weaver	5	44	0
Demari Williams	1	1	0

20+ POINTS

	SEASON	CAREER	CONSEC.
Max Abmas	15	62	2
Carlos Jurgens	0	1	0
Issac McBride	3	5	0
Trey Phipps	1	2	0
Kareem Thompson	0	1	0
Connor Vanover	3	3	0
DeShang Weaver	0	4	0

30+ POINTS

	SEASON	CAREER	CONSEC.
Max Abmas	5	18	0
Trey Phipps	1	1	0

40+ POINTS

	SEASON	CAREER	CONSEC.
Max Abmas	0	2	0

LEADING REBOUNDER

	SEASON	CAREER	CONSEC.
Max Abmas	3	4	0
Nate Clover III	2	2	0
Carlos Jürgens	4	8	0
Issac McBride	0	1	0
Patrick Mwamba	8	8	2
Kareem Thompson	4	14	1
Connor Vanover	10	10	1
DeShang Weaver	1	5	0

10+ REBOUNDS

	SEASON	CAREER	CONSEC.
Max Abmas	1	1	0
Nate Clover III	1	1	0
Sir Issac Herron	0	1	0
Carlos Jürgens	1	2	0
Patrick Mwamba	3	3	0
Kareem Thompson	2	5	0
Connor Vanover	4	4	0
DeShang Weaver	0	1	0

DOUBLE-DOUBLES

	SEASON	CAREER	CONSEC.
Max Abmas	1	3	0
Nate Clover III	1	1	0
Sir Issac Herron	0	1	0
Carlos Jurgens	1	1	0
Patrick Mwamba	1	1	0
Kareem Thompson	2	4	0
Connor Vanover	3	3	0
DeShang Weaver	0	1	0

ASSIST LEADER

	SEASON	CAREER	CONSEC.
Max Abmas	10	47	0
Carlos Jürgens	7	22	0
Issac McBride	4	10	0
Trey Phipps	0	3	0
Kareem Thompson	8	20	2
DeShang Weaver	0	3	0

GAMES STARTED

	SEASON	CAREER	CONSEC.
Max Abmas	24	113	113
Sir Issac Herron	0	1	0
Carlos Jürgens	25	72	25
Issac McBride	25	31	30
Patrick Mwamba	1	1	0
Kareem Thompson	25	86	66
Connor Vanover	24	24	24
DeShang Weaver	1	59	0

GAMES W/ MADE 3-POINTER

	SEASON	CAREER	CONSEC.
Max Abmas	24	108	28
Sir Issac Herron	0	3	0
Carlos Jürgens	15	59	2
Elijah Lawrence	0	1	0
Issac McBride	21	44	8
Patrick Mwamba	12	12	0
Trey Phipps	8	31	0

Jake Shannon	2	2	0
Kareem Thompson	14	51	0
Connor Vanover	17	17	6
DeShang Weaver	14	80	1
Demari Williams	2	2	0
TEAM	25	--	330

GAMES W/ A BLOCK

	SEASON	CAREER	CONSEC.
Max Abmas	4	17	0
Nate Clover III	5	13	0
Sir Issac Herron	0	4	0
Carlos Jürgens	11	37	2
Patrick Mwamba	10	10	0
Trey Phipps	0	3	0
Jake Shannon	1	1	0
Kareem Thompson	5	32	0
Connor Vanover	24	24	24
DeShang Weaver	14	66	2
Demari Williams	1	1	0
TEAM	25	--	57

STATISTICAL MILESTONES

20+ POINTS

MAX ABMAS
24 vs. Oklahoma Baptist (11/19/22)
20 vs. Rogers State (11/27/22)
28 at Tulsa (12/3/22)
31 vs. UCA (12/10/22)
26 vs. Liberty (12/12/22)
23 vs. MSU (12/16/22)
32 at Omaha (12/29/22)
35 vs. Kansas City (1/7/23)
26 at New Mexico (1/9/23)
37 vs. WIU (1/12/23)
22 at NDSU (1/19/23)
27 at North Dakota (1/21/23)
25 vs. Denver (1/26/23)
31 vs. South Dakota (1/30/23)
21 at Kansas City (2/4/23)

ISSAC MCBRIDE

21 vs. Oklahoma Baptist (11/19/22)
21 at NDSU (1/19/23)
20 vs. South Dakota (1/30/23)

TREY PHIPPS

31 vs. Ozark Christian (11/29/22)

CONNOR VANOVER

21 vs. South Dakota State (12/19/22)
20 vs. Denver (1/26/23)
23 vs. Omaha (1/28/23)

30+ POINTS

MAX ABMAS
31 vs. UCA (12/10/22)
32 at Omaha (12/29/22)
35 vs. Kansas City (1/7/23)
37 vs. WIU (1/12/23)
31 vs. South Dakota (1/30/23)

TREY PHIPPS

31 vs. Ozark Christian (11/29/22)

10+ REBOUNDS

MAX ABMAS
11 vs. Oklahoma Baptist (11/19/22)

NATE CLOVER III

10 vs. Ozark Christian (11/29/22)

CARLOS JURGENS

10 at North Dakota (1/21/23)

PATRICK MWAMBA

20 vs. Rogers State (11/27/22)
11 vs. Liberty (12/12/22)
11 vs. South Dakota (1/30/23)

KAREEM THOMPSON

10 at Texas Southern (11/15/22)
10 vs. South Dakota (1/30/23)

CONNOR VANOVER

13 at Texas Southern (11/15/22)
12 at Utah State (11/22/22)
10 vs. Denver (1/26/23)
10 vs. Omaha (1/28/23)

5+ ASSISTS

MAX ABMAS
5 vs. UCA (12/10/22)
6 vs. SDSU (12/19/22)
7 at Omaha (12/29/22)
5 vs. St. Thomas (1/14/23)
5 at NDSU (1/19/23)
6 at North Dakota (1/21/23)
5 vs. Omaha (1/28/23)

CARLOS JURGENS

5 vs. John Brown (11/11/22)
10 vs. Oklahoma Baptist (11/19/22)
6 vs. UCA (12/10/22)
5 vs. Denver (1/26/23)

ISSAC MCBRIDE

6 at Texas Southern (11/15/22)

KAREEM THOMPSON

5 vs. MSU (12/16/22)
7 vs. SDSU (12/19/22)
5 at Omaha (12/29/22)
8 at Denver (12/31/22)
6 vs. Kansas City (1/7/23)
7 at NDSU (1/19/23)
7 vs. South Dakota (1/30/23)

3+ BLOCKS

PATRICK MWAMBA
5 vs. SDSU (12/19/22)

CONNOR VANOVER

6 at Saint Mary's (11/7/22)
8 vs. John Brown (11/11/22)
7 vs. Oklahoma Baptist (11/19/22)
4 at Utah State (11/22/22)
3 vs. Liberty (12/12/22)
7 at Omaha (12/29/22)
5 at Denver (12/31/22)
3 vs. St. Thomas (1/14/23)
4 vs. Omaha (1/28/23)
4 vs. South Dakota (1/30/23)
5 at Kansas City (2/4/23)

DeShang Weaver

3 at Denver (12/31/22)

5+ STEALS

KAREEM THOMPSON
6 vs. UCA (12/10/22)



2022-23 DOUBLE-DOUBLES

MAX ABMAS

24 pts / 11 rebs
vs. Okla. Baptist (11/19/22)

NATE CLOVER III

15 pts / 10 rebs
vs. Ozark Christian (11/29/22)

CARLOS JURGENS

14 pts / 10 rebs
at North Dakota (1/21/23)

PATRICK MWAMBA

10 pts / 10 rebs
vs. Rogers State (11/27/22)

KAREEM THOMPSON

14 pts / 10 rebs
at Texas Southern (11/15/22)

CONNOR VANOVER

14 pts / 13 rebs
at Texas Southern (11/15/22)

18 pts / 12 rebs
at Utah State (11/22/22)

20 pts / 10 rebs
vs. Denver (1/26/23)

ABOUT ORU

Founded in 1963 by evangelist Oral Roberts, ORU is a 400-acre campus located in South Tulsa. ORU boasts a total enrollment of over 5,000 students from all 50 states and more than 30 foreign countries. Some famous ORU alums include entertainer Kathy Lee Gifford, Pulitzer-prize nominated author Clifton Taulbert and two-time NCAA track & field national champion and 2008 Olympic silver medalist Andretti Bain, 2012 NCAA outdoor national champion Jack Whitt and 2012 Olympians Prince Mumba (Track) and Dominique Allen (Women's Basketball). "The Simpsons" creator Matt Groening briefly attended ORU, and subsequently, many of the characters on the show are modeled after former ORU students and staff members. In fact, if you look closely over Ned Flanders' fireplace, his college diploma reads "Oral Roberts University".

ABOUT THE SUMMIT LEAGUE

Through 39 years of Division I athletics, The Summit League offers 19 championship sports and has a combined enrollment of around 100,000 at 10 institutions, including five located in top 60 U.S. metropolitan populations and two land-grant universities. Member institutions include: the University of Denver, University of Missouri-Kansas City, University of North Dakota, North Dakota State University, University of Nebraska Omaha, Oral Roberts University, University of St. Thomas, University of South Dakota, South Dakota State University and Western Illinois University. The Summit League was previously known as the Mid-Continent Conference before undergoing a rebrand in 2007. The Summit League has produced 15 NCAA National Champions with over 125 All-Americans and 100 Academic All-Americans including numerous student-athletes competing at the highest professional level.

Each year, approximately 3,000 student-athletes continue to raise the bar and help The Summit League reach exceptional success and development. Within the past eight years alone, The Summit League has produced a national postseason team tournament championship, an NCAA semifinal appearance, a pair of Sweet 16 appearances and eight NCAA Champions. That level of success also carries into the classroom. The Summit League ranked first for NCAA Graduation Success Rate in women's basketball from 2014-16. A total of 21 Summit League teams achieved perfect NCAA Academic Progress Rate scores in the most recently released figures, while 23 other teams garnered NCAA Public Recognition Awards for top academic progress rates.

The Summit League also produces the highest quality in competition. In 2020-21, former Summit League student-athletes competed in the NBA, in MLB, on the PGA Tour, on the LPGA Tour and in Major League Soccer (MLS).

ORU Scored 100 Points	103 vs. South Dakota (1/30/23)
Opponent Scored 100 Points	106 vs. SDSU (2/24/22)
ORU Scored Fewer than 60 Points	45 at #3 Houston (11/14/22)
Opponent Scored Fewer than 60 Points	57 at Kansas City (2/4/23)
ORU Scored Fewer than 50 Points	45 at #3 Houston (11/14/22)
Opponent Scored Fewer than 50 Points	40 vs. South Dakota (12/19/22)
ORU Won by 30 Points	50 (103-53) vs. South Dakota (1/30/23)
Opponent Won by 30 Points	34 (84-50) at Missouri State (11/6/18)
ORU Won by 50 Points over Conference Opponent	50 vs. South Dakota (1/30/23)
ORU shot 65% from the floor	67% (34-51) at Oakland (1/3/12)
Opponent shot 65% from the floor	66% (29-44) vs. Kansas City (1/24/21)
ORU shot 60% from the floor	62.9% (44-70) vs. Western Illinois (2/27/20)
Opponent shot 60% from the floor	63% (40-64) at South Dakota State (1/2/20)
ORU shot less than 35% from the floor	22.6% (14-62) at #3 Houston (11/14/22)
Opponent shot less than 35% from the floor	31.7% (19-60) at Kansas City (2/4/23)
ORU shot 50% from beyond the arc	50.0% (15-30) vs. Denver (1/26/23)
ORU shot 75% from beyond the arc	81.8% (9-11) at SLU (1/3/13)
Opponent shot 50% from beyond the arc	55.6% (10-18) at Omaha (12/29/22)
ORU shot less than 20% from beyond the arc	13.0% (3-23) at Wichita State (11/23/19)
ORU shot less than 10% from beyond the arc	9.5% (2-21) vs. Montana (11/21/16)
Opponent shot less than 20% from beyond the arc	18.8% (3-16) vs. Omaha (1/28/23)
ORU made 10 three-pointers	10 at Kansas City (2/4/23)
Opponent made 10 three-pointers	11 at North Dakota (1/21/23)
ORU made 15 three-pointers	18 vs. South Dakota (1/30/23)
Opponent made 15 three-pointers	19 at Utah State (11/22/22)
ORU made 20 three-pointers	21 vs. Southwestern Christian (11/12/21)
Opponent made 20 three-pointers	20 at Fort Wayne (12/31/16)
ORU failed to make a three-point attempt	0-7 at Memphis (12/28/12)
Opponent failed to make a three-point attempt	0-15 vs. Little Rock (12/19/16)
ORU shot less than 50% from the FT line	42.9% (3-7) at Missouri State (12/11/21)
Opponent shot less than 50% from the FT line	42% (5-12) vs. Rogers State (11/19/19)
ORU had 20 Offensive Rebounds	29 vs. Haskell (11/18/21)
Opponent had 20 Offensive Rebounds	24 at Arkansas (12/20/20)
ORU had 20 Assists	20 vs. Denver (1/26/23)
ORU had 25 Assists	26 vs. Southwestern Christian (12/12/20)
ORU had 10 Steals	10 vs. South Dakota (1/30/23)
ORU committed 20 Turnovers	20 vs. Rogers State (11/19/19)
Opponent committed 20 Turnovers	20 vs. Liberty (12/12/22)
ORU committed 25 Turnovers	27 at Arkansas (12/19/17)
ORU committed fewer than five Turnovers	4 vs. Western Ill. (1/12/23)
ORU had a 20-point scorer	at Kansas City (Abmas-21) (2/4/23)
ORU had two 20-point scorers	vs. South Dakota (Abmas-31 & McBride-20) (1/30/23)
ORU had three 20-point scorers	vs. Omaha (Owens-28, Martin-26, Bradley-24) (1/21/17)
ORU had five double-figure scorers	at North Dakota State (1/19/23)
Opponent had five double-figure scorers	at Omaha (12/29/22)
ORU had six double-figure scorers	116 vs. Ozark Christian (11/29/22)
Opponent had six double-figure scorers	at Omaha (12/29/22)
ORU had all 5 starters score in double figures	at Utah State (11/22/22)
ORU's bench out-scored its starters	(69-47) vs. Ozark Christian (11/29/22)
ORU had two double-figure rebounders	vs. South Dakota (Mwamba-11 & Thompson-10) (1/30/23)
Opp had two double-figure rebounders	vs. South Dakota (Peterson-12, Kelley-10) (1/17/19)
ORU had a double-double	vs. South Dakota (Thompson-13/10 reb.) (1/30/23)
ORU had two double-doubles	at Tex. Southern (Thompson-14/10, Vanover-14/13 reb.) (11/15/22)
ORU had three double-doubles	vs. East Texas Baptist (Owens, Nzekwesi, Harris) (1/23/18)
ORU scored 50 points in first half	52 at North Dakota State (1/19/23)
ORU scored 50 points in second half	56 vs. South Dakota (1/30/23)
ORU scored 60 points in a half	62 vs. Ozark Christian (11/29/22)
Opponent scored less than 20 points in first half	18 vs. South Dakota (1/30/23)
Opponent scored less than 20 points in second half	17 vs. Rogers State (11/23/21)
ORU defeated a ranked opponent	75-72 (#7) vs. Ohio State (OT), NCAA 1st Round (3/19/21)
ORU won a single-overtime game	75-72 vs. Ohio State (3/19/21)
ORU won a double-overtime game	74-66 at Little Rock (12/2/17)
A Golden Eagle had a 20/10 Performance (PTS/REB)	Vanover (23/10) vs. Omaha (1/28/23)
A Golden Eagle had a 20/20 Performance (PTS/REB)	Damen Bell-Holter (25/20) vs. NW St. (1/10/13)
A Golden Eagle Scored 30 Points	31 - Max Abmas vs. South Dakota (1/30/23)
An Opponent Scored 30 Points	30 - Steven Ashworth at Utah State (11/22/22)
A Golden Eagle Scored 40 Points	41 - Max Abmas vs. Western Illinois (2/27/21)
A Golden Eagle had 15 Rebounds	16 - Elijah Lufie vs. SDSU (2/24/22)
A Golden Eagle had 20 Rebounds	21 - D'Mauria Jones vs. Bacone (12/15/20)
A Golden Eagle had 10 Assists	10 - Carlos Jurgens vs. Oklahoma Baptist (11/19/22)
An Opponent had 10 Assists	10 - Manu Lecomte at Baylor (11/11/16)
A Golden Eagle had five Steals	6 - Kareem Thompson vs. Central Arkansas (12/10/22)
A Golden Eagle had five Blocks	7 - Connor Vanover at Omaha (12/29/22)
An Opponent had five Blocks	8 - Yor Anei, Oklahoma State (11/6/19)
The Golden Eagles won a game at the buzzer	(Max Abmas) vs. Kansas City (1/7/23)
An Opponent won a game at the buzzer	vs. North Dakota State (1/22/22)



2022-23 Oral Roberts Men's Basketball Combined Team Statistics All games

Page 1/1
as of Feb 05, 2023

Game Records

Record	Overall	Home	Away	Neutral
ALL GAMES	21-4	14-0	7-4	0-0
CONFERENCE	12-0	7-0	5-0	0-0
NON-CONFERENCE	9-4	7-0	2-4	0-0

Score by Periods

Team	1st	2nd	OT	TOT
Oral Roberts	999	1132	0	2131
Opponents	903	846	0	1749

Team Box Score

No.	Player				Total		3-Point		F-Throw		Rebounds											
		GP-GS	MIN	AVG	FG-FGA	FG%	3FG-3FGA	3FG%	FT-FTA	FT%	OFF	DEF	TOT	AVG	PF	DQ	A	TO	BLK	STL	PTS	AVG
3	ABMAS, Max	24-24	846:27	35.3	170-372	.457	88-227	.388	108-117	.923	15	101	116	4.8	41	1	91	44	4	26	536	22.3
35	VANOVER, Connor	24-24	608:50	25.4	121-235	.515	36-106	.340	41-49	.837	37	128	165	6.9	32	0	18	26	80	15	319	13.3
10	MCBRIDE, Issac	25-25	736:36	29.5	114-232	.491	50-112	.446	29-38	.763	6	59	65	2.6	27	0	68	30	0	15	307	12.3
2	THOMPSON, Kareem	25-25	733:06	29.3	88-171	.515	25-64	.391	20-30	.667	47	89	136	5.4	38	0	77	38	5	31	221	8.8
11	JÜRGENS, Carlos	25-25	631:35	25.3	79-163	.485	23-63	.365	20-37	.541	15	81	96	3.8	40	0	67	34	11	23	201	8.0
32	MWAMBA, Patrick	24-1	498:20	20.8	67-130	.515	15-34	.441	22-39	.564	27	109	136	5.7	54	1	17	28	15	22	171	7.1
14	WEAVER, DeShang	25-1	346:31	13.9	68-121	.562	24-57	.421	14-22	.636	20	32	52	2.1	37	0	5	5	19	10	174	7.0
20	PHIPPS, Trey	24-0	304:60	12.7	35-97	.361	16-50	.320	25-33	.758	5	38	43	1.8	35	0	26	12	0	17	111	4.6
0	WILLIAMS, Demari	14-0	82:15	5.9	16-29	.552	2-7	.286	3-5	.600	9	4	13	0.9	9	0	3	3	1	0	37	2.6
13	CLOVER III, Nate	11-0	91:28	8.3	12-24	.500	0-3	.000	4-10	.400	10	11	21	1.9	11	0	0	7	7	4	28	2.5
5	AMBOREE, Cam	10-0	70:44	7.1	5-25	.200	0-9	.000	6-6	1.000	3	8	11	1.1	7	0	7	11	0	5	16	1.6
4	SHANNON, Jake	11-0	41:38	3.8	3-9	.333	2-6	.333	2-2	1.000	2	12	14	1.3	6	0	2	0	1	2	10	0.9
23	HERRON, Sir Issac	1-0	07:31	7.5	0-1	.000	0-0	.000	0-0	.000	0	1	1	1.0	0	0	0	1	0	0	0	0.0
Team											32	39	71					13				
Total		25	5000		778-1609	.484	281-738	.381	294-388	.758	228	712	940	37.6	337	2	381	252	143	170	2131	85.2
Opponents		25	5000		647-1573	.411	208-604	.344	247-350	.706	262	651	913	36.5	373	1	290	333	69	140	1749	70.0

Team Statistics

	ORU	OPP
Scoring	2131	1749
Points per game	85.2	70.0
Scoring margin	+15.3	-
Field goals-att	778-1609	647-1573
Field goal pct	.484	.411
3 point fg-att	281-738	208-604
3-point FG pct	.381	.344
3-pt FG made per game	11.2	8.3
Free throws-att	294-388	247-350
Free throw pct	.758	.706
F-Throws made per game	11.8	9.9
Rebounds	940	913
Rebounds per game	37.6	36.5
Rebounding margin	+1.1	-
Assists	381	290
Assists per game	15.2	11.6
Turnovers	252	333
Turnovers per game	10.1	13.3
Turnover margin	+3.2	-
Assist/turnover ratio	1.5	0.9
Steals	170	140
Steals per game	6.8	5.6
Blocks	143	69
Blocks per game	5.7	2.8
Winning streak	8	-
Home win streak	14	-
Attendance	69526	42197
Home games-Avg/Game	14-4966	11-3836
Neutral site-Avg/Game	-	0-0

Team Results

Date	Opponent		Score	Att.
11/07/2022	at Saint Mary's (CA)	L	70-78	3219
11/11/2022	John Brown	W	95-62	5097
11/14/2022	at Houston	L	45-83	7246
11/15/2022	at Texas Southern	W	82-64	2109
11/19/2022	Okla. Baptist	W	98-86	4328
11/22/2022	at Utah St.	L	85-95	5980
11/27/2022	Rogers St.	W	81-70	3787
11/29/2022	Ozark Christian	W	116-68	3527
12/03/2022	at Tulsa	W	77-66	4662
12/10/2022	Central Ark.	W	111-78	3897
12/12/2022	Liberty	W	84-70	4422
12/16/2022	Missouri St.	W	80-77	4692
12/19/2022	South Dakota St.	W	79-40	4579
12/29/2022	at Omaha	W	92-89	2208
12/31/2022	at Denver	W	80-62	1081
01/07/2023	Kansas City	W	74-71	6011
01/09/2023	at New Mexico	L	75-82	9249
01/12/2023	Western Ill.	W	87-63	5183
01/14/2023	St. Thomas (MN)	W	81-69	5684
01/19/2023	at North Dakota St.	W	92-69	3265
01/21/2023	at North Dakota	W	84-72	1655
01/26/2023	Denver	W	102-61	5249
01/28/2023	Omaha	W	73-64	7846
01/30/2023	South Dakota	W	103-53	5224
02/04/2023	at Kansas City	W	85-57	1523





**2022-23 Oral Roberts Men's Basketball
Points-rebounds-assists
All games**

Page 1/2
as of Feb 05, 2023

Opponent	Date	Score		0	2	3	4	5	10	11	13	14	20	23
				WILLIAMS,D	THOMPSON,K	ABMAS,MAX	SHANNON,JA	AMBOREE,CA	MCBRIDE,IS	JÜRGENS,CA	CLOVER III	WEAVER,DES	PHIPPS,TRE	HERRON,SIR
at Saint Mary's (CA)	11/07/2022	70-78	L	0-0-0	13-5-1	14-7-4	DNP	DNP	11-2-3	8-3-3	DNP	3-1-0	2-3-0	DNP
John Brown	11/11/2022	95-62	W	2-2-0	11-5-3	18-9-4	3-0-0	0-1-0	19-3-3	13-3-5	0-0-0	8-6-2	2-4-4	DNP
at Houston	11/14/2022	45-83	L	1-1-0	3-1-0	3-2-4	0-1-0	0-0-1	5-2-1	5-2-0	0-5-0	12-5-0	0-1-1	DNP
at Texas Southern	11/15/2022	82-64	W	DNP	14-10-3	15-8-4	DNP	DNP	6-3-6	5-0-1	DNP	15-3-0	6-5-0	DNP
Okla. Baptist	11/19/2022	98-86	W	2-0-0	6-3-3	24-11-2	0-0-0	0-1-0	21-4-4	8-4-10	2-1-0	13-3-0	4-1-1	DNP
at Utah St.	11/22/2022	85-95	L	DNP	11-3-1	17-5-4	DNP	DNP	19-1-4	11-1-4	DNP	3-2-1	4-2-0	DNP
Rogers St.	11/27/2022	81-70	W	DNP	14-5-0	20-5-4	DNP	0-0-1	12-5-3	8-5-1	DNP	9-5-0	0-2-3	DNP
Ozark Christian	11/29/2022	116-68	W	13-4-2	7-3-0	DNP	2-4-1	8-4-3	3-2-3	14-6-4	15-10-0	11-3-0	31-4-3	DNP
at Tulsa	12/03/2022	77-66	W	DNP	11-8-2	28-3-4	DNP	DNP	0-3-4	12-3-3	DNP	7-3-0	0-2-1	DNP
Central Ark.	12/10/2022	111-78	W	2-0-0	2-6-3	31-2-5	0-3-0	0-2-1	18-2-2	18-5-6	3-2-0	4-1-0	13-3-2	DNP
Liberty	12/12/2022	84-70	W	DNP	15-3-1	26-9-2	DNP	DNP	15-1-4	6-0-1	DNP	3-1-0	0-0-0	DNP
Missouri St.	12/16/2022	80-77	W	DNP	6-4-5	23-3-1	DNP	DNP	14-3-3	10-1-1	DNP	5-1-0	0-1-0	DNP
South Dakota St.	12/19/2022	79-40	W	2-2-0	7-8-7	8-4-6	0-0-0	0-1-0	6-3-3	12-3-4	0-1-0	14-3-0	4-3-0	0-1-0
at Omaha	12/29/2022	92-89	W	0-0-0	6-1-5	32-4-7	DNP	DNP	12-3-1	7-4-2	DNP	9-2-0	8-2-1	DNP
at Denver	12/31/2022	80-62	W	DNP	13-4-8	17-3-1	DNP	DNP	14-3-4	1-6-2	DNP	8-2-0	5-0-0	DNP
Kansas City	01/07/2023	74-71	W	DNP	0-5-6	36-4-4	DNP	DNP	8-0-2	8-4-1	DNP	1-1-0	1-0-0	DNP
at New Mexico	01/09/2023	75-82	L	0-0-0	9-7-1	26-5-4	DNP	DNP	4-2-0	9-9-2	DNP	2-0-0	0-1-0	DNP
Western Ill.	01/12/2023	87-63	W	2-1-0	5-5-3	37-3-2	3-3-0	4-1-1	11-1-2	2-3-3	2-1-0	7-2-0	7-2-1	DNP
St. Thomas (MN)	01/14/2023	81-69	W	DNP	15-8-3	17-7-5	DNP	DNP	10-3-2	0-1-2	DNP	9-2-1	2-0-0	DNP
at North Dakota St.	01/19/2023	92-69	W	0-1-0	6-7-7	22-4-6	0-1-0	2-0-0	21-2-3	10-9-3	0-0-0	12-3-0	2-2-0	DNP
at North Dakota	01/21/2023	84-72	W	DNP	3-6-1	27-4-6	DNP	DNP	15-5-2	14-10-0	DNP	2-0-0	DNP	DNP
Denver	01/26/2023	102-61	W	7-0-1	10-2-2	25-1-3	2-1-0	DNP	17-2-4	7-3-5	2-0-0	4-1-0	5-2-3	DNP
Omaha	01/28/2023	73-64	W	DNP	11-9-1	18-5-5	DNP	DNP	13-7-1	2-3-1	DNP	4-2-0	2-0-1	DNP
South Dakota	01/30/2023	103-53	W	6-1-0	13-10-7	31-6-1	0-0-1	DNP	20-1-3	7-6-2	0-0-0	0-0-1	9-3-4	DNP
at Kansas City	02/04/2023	85-57	W	0-1-0	10-8-4	21-2-3	0-1-0	2-1-0	13-2-1	4-2-1	4-1-0	9-0-0	4-0-1	DNP



**2022-23 Oral Roberts Men's Basketball
Points-rebounds-assists
All games**

Page 2/2
as of Feb 05, 2023

Opponent	Date	Score		32	35
				MWAMBA,PAT	VANOVER,CO
at Saint Mary's (CA)	11/07/2022	70-78	L	8-3-0	11-6-0
John Brown	11/11/2022	95-62	W	DNP	19-8-1
at Houston	11/14/2022	45-83	L	5-0-0	11-5-2
at Texas Southern	11/15/2022	82-64	W	7-2-0	14-13-1
Okla. Baptist	11/19/2022	98-86	W	6-5-0	12-7-1
at Utah St.	11/22/2022	85-95	L	2-2-0	18-12-1
Rogers St.	11/27/2022	81-70	W	10-10-1	8-2-0
Ozark Christian	11/29/2022	116-68	W	12-9-2	DNP
at Tulsa	12/03/2022	77-66	W	11-8-2	8-8-0
Central Ark.	12/10/2022	111-78	W	12-7-0	8-4-2
Liberty	12/12/2022	84-70	W	8-11-1	11-3-2
Missouri St.	12/16/2022	80-77	W	3-2-2	19-8-1
South Dakota St.	12/19/2022	79-40	W	5-5-0	21-6-0
at Omaha	12/29/2022	92-89	W	13-8-1	5-6-0
at Denver	12/31/2022	80-62	W	15-6-1	7-4-1
Kansas City	01/07/2023	74-71	W	2-4-0	18-6-1
at New Mexico	01/09/2023	75-82	L	7-6-2	18-8-2
Western Ill.	01/12/2023	87-63	W	4-7-1	3-8-1
St. Thomas (MN)	01/14/2023	81-69	W	15-2-0	13-6-0
at North Dakota St.	01/19/2023	92-69	W	2-1-0	15-4-0
at North Dakota	01/21/2023	84-72	W	4-5-0	19-8-0
Denver	01/26/2023	102-61	W	3-8-2	20-10-0
Omaha	01/28/2023	73-64	W	0-6-1	23-10-2
South Dakota	01/30/2023	103-53	W	7-11-0	10-5-0
at Kansas City	02/04/2023	85-57	W	10-8-1	8-8-0





**2022-23 Oral Roberts Men's Basketball
Opponents Game-by-Game
All games**

Page 1/1
as of Feb 05, 2023

				Total		3-Pointers		Free throws		Rebounds											
Opponent	Date	Score		FG-FGA	PCT	3FG-3FGA	PCT	FT-FTA	PCT	OFF	DEF	TOT	AVG	PF	A	TO	BLK	STL	PTS	AVG	
at Saint Mary's (CA)	11/07/2022	70-78	L	25-62	.403	8-25	.320	20-28	.714	11	31	42	42.0	15	9	5	3	8	78	78.0	
John Brown	11/11/2022	95-62	W	26-77	.338	10-33	.303	0-0	.000	13	35	48	45.0	13	6	16	1	4	62	70.0	
at Houston	11/14/2022	45-83	L	30-58	.517	6-17	.353	17-25	.680	15	37	52	47.3	15	6	12	5	5	83	74.3	
at Texas Southern	11/15/2022	82-64	W	26-74	.351	4-25	.160	8-12	.667	17	26	43	46.3	9	13	7	6	3	64	71.8	
Okla. Baptist	11/19/2022	98-86	W	35-74	.473	9-22	.409	7-9	.778	11	24	35	44.0	14	16	16	5	9	86	74.6	
at Utah St.	11/22/2022	85-95	L	29-56	.518	19-31	.613	18-23	.783	6	31	37	42.8	14	25	19	3	5	95	78.0	
Rogers St.	11/27/2022	81-70	W	25-67	.373	9-18	.500	11-12	.917	11	20	31	41.1	19	9	9	2	6	70	76.9	
Ozark Christian	11/29/2022	116-68	W	26-64	.406	13-38	.342	3-9	.333	8	23	31	39.9	18	16	23	1	5	68	75.8	
at Tulsa	12/03/2022	77-66	W	25-61	.410	7-21	.333	9-17	.529	10	34	44	40.3	7	9	13	2	3	66	74.7	
Central Ark.	12/10/2022	111-78	W	30-78	.385	11-33	.333	7-7	1.000	13	21	34	39.7	16	9	16	2	12	78	75.0	
Liberty	12/12/2022	84-70	W	24-48	.500	13-27	.481	9-10	.900	4	23	27	38.5	17	14	19	3	6	70	74.5	
Missouri St.	12/16/2022	80-77	W	28-52	.538	12-28	.429	9-12	.750	8	22	30	37.8	20	14	12	1	5	77	74.8	
South Dakota St.	12/19/2022	79-40	W	16-61	.262	6-31	.194	2-2	1.000	9	28	37	37.8	6	7	17	5	5	40	72.1	
at Omaha	12/29/2022	92-89	W	30-68	.441	10-18	.556	19-20	.950	12	26	38	37.8	22	16	14	2	9	89	73.3	
at Denver	12/31/2022	80-62	W	22-56	.393	4-11	.364	14-26	.538	11	29	40	37.9	15	6	16	2	3	62	72.5	
Kansas City	01/07/2023	74-71	W	28-57	.491	10-21	.476	5-9	.556	11	22	33	37.6	22	15	13	1	5	71	72.4	
at New Mexico	01/09/2023	75-82	L	33-64	.516	4-16	.250	12-19	.632	10	32	42	37.9	14	16	10	8	7	82	73.0	
Western Ill.	01/12/2023	87-63	W	25-64	.391	5-25	.200	8-12	.667	11	29	40	38.0	10	17	12	5	4	63	72.4	
St. Thomas (MN)	01/14/2023	81-69	W	24-63	.381	12-33	.364	9-10	.900	9	22	31	37.6	17	12	10	1	7	69	72.3	
at North Dakota St.	01/19/2023	92-69	W	25-58	.431	10-22	.455	9-13	.692	5	23	28	37.2	11	13	13	2	4	69	72.1	
at North Dakota	01/21/2023	84-72	W	26-67	.388	11-38	.289	9-13	.692	13	19	32	36.9	19	10	6	1	3	72	72.1	
Denver	01/26/2023	102-61	W	25-60	.417	2-15	.133	9-15	.600	12	24	36	36.9	14	8	17	3	6	61	71.6	
Omaha	01/28/2023	73-64	W	27-68	.397	3-16	.188	7-11	.636	10	29	39	37.0	15	8	9	2	4	64	71.3	
South Dakota	01/30/2023	103-53	W	18-56	.321	7-29	.241	10-12	.833	6	24	30	36.7	16	11	16	1	4	53	70.5	
at Kansas City	02/04/2023	85-57	W	19-60	.317	3-11	.273	16-24	.667	16	17	33	36.5	15	5	13	2	8	57	70.0	
Total		1749		647-1573	.411	208-604	.344	247-350	.706	262	651	913	36.5	373	290	333	69	140	1749	70.0	
Oral Roberts		2131		778-1609	.484	281-738	.381	294-388	.758	228	712	940	37.6	337	381	252	143	170	2131	85.2	

Opponents Averages

Games Played	Points/game	FG Pct	3FG Pct	FT Pct	Rebounds/game	Assists/game	Turnovers/game	Assist/Turnover ratio	Steals/game	Blocks/game
25	70.0	41.1	34.4	70.6	36.5	11.6	13.3	0.9	5.6	2.8





2022-23 Oral Roberts Men's Basketball Season/Career Statistics All games

Page 1/1
as of Feb 05, 2023

Summary

Player	Season Statistics										Career Statistics									
	GP-GS	MIN/G	FG%	3FG%	FT%	R/G	A/G	STL	BLK	PTS/G	GP-GS	MIN/G	FG%	3FG%	FT%	R/G	A/G	STL	BLK	PTS/G
ABMAS, Max	24-24	35.3	.457	.388	.923	4.8	3.8	26	4	22.3	113-113	34.5	.442	.393	.878	3.3	3.1	128	19	20.8
AMBOREE, Cam	10-0	7.1	.200	.000	1.000	1.1	0.7	5	0	1.6	10-0	7.1	.200	.000	1.000	1.1	0.7	5	0	1.6
CLOVER III, Nate	11-0	8.3	.500	.000	.400	1.9	0.0	4	7	2.5	41-0	6.7	.515	.000	.636	2.0	0.0	7	22	2.0
HERRON, Sir Issac	1-0	7.5	.000	.000	.000	1.0	0.0	0	0	0.0	26-1	5.9	.529	.500	.708	1.8	0.1	9	5	2.2
JÜRGENS, Carlos	25-25	25.3	.485	.365	.541	3.8	2.7	23	11	8.0	114-72	23.7	.415	.306	.597	3.0	1.9	91	48	6.2
MCBRIDE, Issac	25-25	29.5	.491	.446	.763	2.6	2.7	15	0	12.3	76-33	22.2	.457	.426	.825	2.1	1.7	46	2	10.2
MWAMBA, Patrick	24-1	20.8	.515	.441	.564	5.7	0.7	22	15	7.1	107-56	20.8	.398	.331	.614	4.2	0.9	104	59	6.6
PHIPPS, Trey	24-0	12.7	.361	.320	.758	1.8	1.1	17	0	4.6	71-0	15.0	.390	.370	.784	1.7	1.0	40	4	5.8
SHANNON, Jake	11-0	3.8	.333	.333	1.000	1.3	0.2	2	1	0.9	11-0	3.8	.333	.333	1.000	1.3	0.2	2	1	0.9
THOMPSON, Kareem	25-25	29.3	.515	.391	.667	5.4	3.1	31	5	8.8	85-84	27.9	.465	.372	.707	4.9	2.2	86	42	8.3
VANOVER, Connor	24-24	25.4	.515	.340	.837	6.9	0.8	15	80	13.3	96-76	17.7	.479	.327	.820	4.3	0.4	37	175	8.0
WEAVER, DeShang	25-1	13.9	.562	.421	.636	2.1	0.2	10	19	7.0	117-59	20.0	.460	.389	.701	2.9	0.5	41	103	7.8
WILLIAMS, Demari	14-0	5.9	.552	.286	.600	0.9	0.2	0	1	2.6	14-0	5.9	.552	.286	.600	0.9	0.2	0	1	2.6

Scoring

Player	Season Statistics								Career Statistics							
	FG-FGA	FG%	3FG-3FGA	3FG%	FT-FTA	FT%	PTS	PTS/G	FG-FGA	FG%	3FG-3FGA	3FG%	FT-FTA	FT%	PTS	PTS/G
ABMAS, Max	170-372	.457	88-227	.388	108-117	.923	536	22.3	778-1762	.442	389-991	.393	410-467	.878	2355	20.8
AMBOREE, Cam	5-25	.200	0-9	.000	6-6	1.000	16	1.6	5-25	.200	0-9	.000	6-6	1.000	16	1.6
CLOVER III, Nate	12-24	.500	0-3	.000	4-10	.400	28	2.5	35-68	.515	0-3	.000	14-22	.636	84	2.0
HERRON, Sir Issac	0-1	.000	0-0	.000	0-0	.000	0	0.0	18-34	.529	5-10	.500	17-24	.708	58	2.2
JÜRGENS, Carlos	79-163	.485	23-63	.365	20-37	.541	201	8.0	260-626	.415	94-307	.306	95-159	.597	709	6.2
MCBRIDE, Issac	114-232	.491	50-112	.446	29-38	.763	307	12.3	271-593	.457	121-284	.426	113-137	.825	776	10.2
MWAMBA, Patrick	67-130	.515	15-34	.441	22-39	.564	171	7.1	252-633	.398	96-290	.331	105-171	.614	705	6.6
PHIPPS, Trey	35-97	.361	16-50	.320	25-33	.758	111	4.6	135-346	.390	74-200	.370	69-88	.784	413	5.8
SHANNON, Jake	3-9	.333	2-6	.333	2-2	1.000	10	0.9	3-9	.333	2-6	.333	2-2	1.000	10	0.9
THOMPSON, Kareem	88-171	.515	25-64	.391	20-30	.667	221	8.8	275-591	.465	89-239	.372	70-99	.707	709	8.3
VANOVER, Connor	121-235	.515	36-106	.340	41-49	.837	319	13.3	296-618	.479	88-269	.327	91-111	.820	771	8.0
WEAVER, DeShang	68-121	.562	24-57	.421	14-22	.636	174	7.0	343-745	.460	174-447	.389	54-77	.701	914	7.8
WILLIAMS, Demari	16-29	.552	2-7	.286	3-5	.600	37	2.6	16-29	.552	2-7	.286	3-5	.600	37	2.6

Totals

Player	Season Statistics									Career Statistics								
	O-REB	D-REB	TOTAL	PF	FO	A	TO	A/TO		O-REB	D-REB	TOTAL	PF	FO	A	TO	A/TO	
ABMAS, Max	15	101	116	41	1	91	44	2.1		48	328	376	208	3	350	210	1.7	
AMBOREE, Cam	3	8	11	7	0	7	11	0.6		3	8	11	7	0	7	11	0.6	
CLOVER III, Nate	10	11	21	11	0	0	7	0.0		29	53	82	37	0	1	25	0.0	
HERRON, Sir Issac	0	1	1	0	0	0	1	0.0		18	29	47	21	0	2	8	0.3	
JÜRGENS, Carlos	15	81	96	40	0	67	34	2.0		44	303	347	193	2	221	142	1.6	
MCBRIDE, Issac	6	59	65	27	0	68	30	2.3		16	146	162	92	0	130	80	1.6	
MWAMBA, Patrick	27	109	136	54	1	17	28	0.6		111	342	453	244	7	100	128	0.8	
PHIPPS, Trey	5	38	43	35	0	26	12	2.2		17	106	123	84	0	69	43	1.6	
SHANNON, Jake	2	12	14	6	0	2	0	0.0		2	12	14	6	0	2	0	0.0	
THOMPSON, Kareem	47	89	136	38	0	77	38	2.0		122	294	416	133	0	185	119	1.6	
VANOVER, Connor	37	128	165	32	0	18	26	0.7		97	313	410	111	0	41	68	0.6	
WEAVER, DeShang	20	32	52	37	0	5	5	1.0		92	246	338	230	3	54	78	0.7	
WILLIAMS, Demari	9	4	13	9	0	3	3	1.0		9	4	13	9	0	3	3	1.0	





2022-23 Oral Roberts Men's Basketball Combined Team Statistics In Conference games

Page 1/1
as of Feb 05, 2023

Game Records

Record	Overall	Home	Away	Neutral
ALL GAMES	12-0	7-0	5-0	0-0
CONFERENCE	12-0	7-0	5-0	0-0
NON-CONFERENCE	0-0	0-0	0-0	0-0

Score by Periods

Team	1st	2nd	OT	TOT
Oral Roberts	474	558	0	1032
Opponents	374	396	0	770

Team Box Score

No.	Player				Total		3-Point		F-Throw		Rebounds											
		GP-GS	MIN	AVG	FG-FGA	FG%	3FG-3FGA	3FG%	FT-FTA	FT%	OFF	DEF	TOT	AVG	PF	DQ	A	TO	BLK	STL	PTS	AVG
3	ABMAS, Max	12-12	434:23	36.2	88-183	.481	49-109	.450	66-70	.943	7	40	47	3.9	15	0	49	18	1	14	291	24.3
35	VANOVER, Connor	12-12	302:36	25.2	63-120	.525	18-55	.327	18-23	.783	18	63	81	6.8	18	0	5	16	39	9	162	13.5
10	MCBRIDE, Issac	12-12	370:24	30.9	60-118	.508	27-58	.466	13-17	.765	3	29	32	2.7	15	0	28	11	0	6	160	13.3
2	THOMPSON, Kareem	12-12	359:24	29.9	39-73	.534	12-28	.429	9-17	.529	21	52	73	6.1	15	0	54	23	2	17	99	8.3
32	MWAMBA, Patrick	12-0	261:55	21.8	33-63	.524	6-17	.353	8-16	.500	13	58	71	5.9	30	0	7	17	9	11	80	6.7
14	WEAVER, DeShang	12-0	141:04	11.8	31-51	.608	11-24	.458	6-7	.857	5	13	18	1.5	17	0	2	0	12	3	79	6.6
11	JÜRGENS, Carlos	12-12	295:24	24.6	29-60	.483	9-24	.375	7-11	.636	2	52	54	4.5	21	0	26	16	6	10	74	6.2
20	PHIPPS, Trey	11-0	124:60	11.4	16-40	.400	5-15	.333	12-16	.750	2	12	14	1.3	17	0	11	5	0	9	49	4.5
0	WILLIAMS, Demari	7-0	33:32	4.8	8-13	.615	1-4	.250	0-1	.000	2	4	6	0.9	4	0	1	0	0	0	17	2.4
5	AMBOREE, Cam	4-0	19:35	4.9	2-5	.400	0-0	.000	4-4	1.000	1	2	3	0.8	2	0	1	0	0	1	8	2.0
13	CLOVER III, Nate	6-0	30:09	5.0	4-6	.667	0-0	.000	0-0	.000	1	2	3	0.5	5	0	0	2	2	2	8	1.3
4	SHANNON, Jake	6-0	19:05	3.2	2-6	.333	1-3	.333	0-0	.000	1	5	6	1.0	5	0	1	0	0	1	5	0.8
23	HERRON, Sir Issac	1-0	07:31	7.5	0-1	.000	0-0	.000	0-0	.000	0	1	1	1.0	0	0	0	1	0	0	0	0.0
Team											15	22	37					6				
Total		12	2400		375-739	.507	139-337	.412	143-182	.786	91	355	446	37.2	164	0	185	115	71	83	1032	86.0
Opponents		12	2400		285-738	.386	83-270	.307	117-167	.701	125	292	417	34.8	182	1	128	156	27	62	770	64.2

Team Statistics

	ORU	OPP
Scoring	1032	770
Points per game	86.0	64.2
Scoring margin	+21.8	-
Field goals-att	375-739	285-738
Field goal pct	.507	.386
3 point fg-att	139-337	83-270
3-point FG pct	.412	.307
3-pt FG made per game	11.6	6.9
Free throws-att	143-182	117-167
Free throw pct	.786	.701
F-Throws made per game	11.9	9.8
Rebounds	446	417
Rebounds per game	37.2	34.8
Rebounding margin	+2.4	-
Assists	185	128
Assists per game	15.4	10.7
Turnovers	115	156
Turnovers per game	9.6	13.0
Turnover margin	+3.4	-
Assist/turnover ratio	1.6	0.8
Steals	83	62
Steals per game	6.9	5.2
Blocks	71	27
Blocks per game	5.9	2.3
Winning streak	12	-
Home win streak	7	-
Attendance	39776	9732
Home games-Avg/Game	7-5682	5-1946
Neutral site-Avg/Game	-	0-0

Team Results

Date	Opponent		Score	Att.
12/19/2022	South Dakota St.	W	79-40	4579
12/29/2022	at Omaha	W	92-89	2208
12/31/2022	at Denver	W	80-62	1081
01/07/2023	Kansas City	W	74-71	6011
01/12/2023	Western Ill.	W	87-63	5183
01/14/2023	St. Thomas (MN)	W	81-69	5684
01/19/2023	at North Dakota St.	W	92-69	3265
01/21/2023	at North Dakota	W	84-72	1655
01/26/2023	Denver	W	102-61	5249
01/28/2023	Omaha	W	73-64	7846
01/30/2023	South Dakota	W	103-53	5224
02/04/2023	at Kansas City	W	85-57	1523



ORU SINGLE GAME TOP 10

POINTS

RK	PTS.	NAME	OPP.	DATE
1.	68*	Greg Sutton	Oklahoma City (A)	12/5/90
2.	66	Anthony Roberts	North Carolina A&T (H)	2/19/77
3.	65	Anthony Roberts	Oregon (NIT) (H)	3/9/77
4.	60*	Richard Fuqua	University of the South (H)	1/15/71
5.	57*	Richard Fuqua	St. Benedict (A)	12/26/70
6.	54*	Greg Sutton	Arkansas Tech (A)	11/27/89
7.	52	Ray Thompson	Prairie View A&M (A)	1/16/92
8.	51*	Richard Fuqua	Jackson St. (H)	1/28/71
51		Richard Fuqua	Union (TN) (H)	2/24/72
51		Richard Fuqua	Moorhead (MN) St. (H)	1/15/72

REBOUNDS

RK	REB	NAME	OPP.	DATE
1.	34	David Vaughn	Brandeis (H)	1/8/73
2.	30	Eddie Woods	Lamar (A)	1/25/72
3.	28	Eddie Woods	Lamar (H)	1/21/74
4.	24	Eddie Woods	UT-Pan American (H)	1/26/74
24		Eddie Woods	St. Francis (Pa.) (H)	1/5/72
6.	22	Caleb Green	Southern Utah (H)	2/28/04
7.	21	Mark Acres	Tulsa (H)	1/12/84
21		Antonio Martin	West Texas St. (A)	12/5/77
21		Eddie Woods	St. Johns (A)	3/21/72
21		Eddie Woods	Boston (A)	2/26/72
21		Eddie Woods	Connecticut (H)	12/29/71
21		Rocky Walls	Southern Utah (N)	3/1/98
21		D'Mauria Jones	Bacone (H)	12/15/20

ASSISTS

RK	ASST	NAME	OPP.	DATE
1.	16	Jonathan Bluiitt	Oakland (H)	1/20/05
2.	15	Haywoode Workman	St. Louis (H)	2/7/87
15		Arnold Dugger	Florida St. (H)	3/1/77
4.	14	Arnold Dugger	North Texas (H)	2/12/77
14		Willie Irons	BYU (H)	1/21/86
6.	13	Richard Fuqua	UT-Pan American (H)	2/27/73
13		Ron Jones	Illinois St. (H)	1/15/77
13		Robert Griffin	Stetson (H)	2/17/79
13		Jonathan Bluiitt	UMKC (A)	1/3/04
10.	12	Six tied		

FIELD GOALS MADE

RK	FGM	NAME	OPP.	DATE
1.	25	Richard Fuqua	Moorhead St. (H)	1/15/72
25		Richard Fuqua	Trinity (H)	2/17/72
25		Anthony Roberts	North Carolina A&T (H)	2/19/77
25		Anthony Roberts	Oregon (H) *NIT*	3/9/77
5.	24	Anthony Roberts	Florida St. (A)	3/1/77
24*		Richard Fuqua	St. Benedict's (H)	12/26/70
7.	21	Anthony Roberts	Illinois St. (A)	1/6/75
21		Anthony Roberts	North Carolina (N)	12/27/76
9.	20	Anthony Roberts	Bowling Green (N)	12/29/76
10.	18	Anthony Roberts	Illinois St. (H)	1/31/76
18		Anthony Roberts	North Texas St. (H)	2/12/77
18		Lamont Reid	Austin Peay (N)	12/30/77

FIELD GOALS ATTEMPTED

RK	FGA	NAME	OPP.	DATE
1.	49	Richard Fuqua	Illinois St. (H)	2/14/73
2.	47	Richard Fuqua	Trinity (H)	2/17/72
47		Richard Fuqua	Union (Tenn.) (H)	2/24/72
4.	46	Richard Fuqua	UT-Pan American (A)	3/6/72
5.	44	Richard Fuqua	St. Benedict's (H)	12/26/70
44		Richard Fuqua	UW-Milwaukee (H)	3/2/72
7.	39	Anthony Roberts	Florida St. (A)	2/19/77
8.	38	Anthony Roberts	Illinois St. (A)	1/6/75
38		Anthony Roberts	North Carolina (N)	12/27/76
10.	37	Anthony Roberts	Oregon (H)	3/9/77

FIELD GOAL PERCENTAGE (MIN. 10 ATTEMPTS)

RK	FG%	NAME	FGM-FGA	OPP.	DATE
1.	1.000	Charles Dorsey	11-11	Butler (A)	2/20/84
2.	.923	Jeff Acres	12-13	Okla. Baptist (H)	11/24/84
.923		Blake Moses	12-13	S.F. Austin (H)	11/30/96
4.	.917	Warren Niles	11-12	St. Gregory's (H)	11/14/72
5.	.909	Woody Jones	10-11	UC-Irvine (A)	12/23/85
.909		Clifford Crenshaw	10-11	Rice (A)	2/22/95
7.	.900	Tye Fields	9-10	TCU (A)	1/6/94
.900		Derrick Taylor	9-10	UMKC (A)	1/7/99
.900		Reggie Borges	9-10	UT-Arlington (H)	12/17/01
.900		Damen Bell-Holter	9-10	Akron (A)	1/3/11
.900		Michael Craion	9-10	Fort Wayne (A)	2/15/12

3-PT FIELD GOALS MADE

RK	3FG	NAME	OPP.	DATE
1.	11	Greg Sutton	Oklahoma City (H)	12/5/90
2.	10	Chris Riouse	Oakland (A)	2/9/06
3.	9	Eric Perry	Chicago St. (H)	2/3/00
9		Markius Barnes	UMKC (H)	2/2/02
9		Ken Tutt	Chattanooga (A)	12/16/06
9		Moses Ehambe	Western Illinois (A)	2/14/08
7.	8	Luke Spencer-Gardner	Southern Utah (H)	1/24/02
8		Moses Ehambe	Centenary (N)	3/8/08
9.	7	21 tied		

3-PT FG ATTEMPTS

RK	3FGA	NAME	OPP.	DATE
1.	17	Robert Jarvis	North Carolina (A)	12/13/08
17		Chris Riouse	Oakland (A)	2/9/06
3.	16	Max Abmas	St. Thomas (A)	1/6/22
4.	15	Robert Jarvis	Texas A&M-CC (H)	11/14/07
15		Ken Tutt	Chicago St. (A)	1/17/04
6.	14	Kris Martin	Missouri St. (A)	12/14/16
14		Warren Niles	Central Arkansas (A)	3/9/13
14		Ken Tutt	Southern Utah (A)	1/5/04
14		Ken Tutt	Chattanooga (A)	12/16/06
10.	13	11 tied		

3-PT FG PERCENTAGE (MIN. 5 ATT.)

RK	3FG%	NAME	3FGM-3FGA	OPP.	DATE
1.	1.00	Bobby Word	5-5	Incarnate Word (A)	1/18/14
1.00		Mikey Mangum	6-6	South Dakota (H)	1/26/12
1.00		Luke Spencer-Gardner	6-6	Utah Valley St. (A)	12/11/04
4.	.900	Eric Perry	9-10	Chicago St. (H)	2/3/00
5.	.889	Aaron Young	8-9	Denver (A)	1/6/16
6.	.875	Warren Niles	7-8	St. Gregory's (H)	11/14/12
.875		Marchello Vealy	7-8	Kansas (A)	11/15/06
8.	.857	Jerome Abbage	6-7	Louisville (A)	1/2/93
.857		Moses Ehambe	6-7	IUPUI (A)	2/24/07
.857		Dominique Morrison	6-7	Western Illinois (A)	12/2/11

FREE THROWS MADE

RK	FTM	NAME	OPP.	DATE
1.	17	Caleb Green	Chicago State (H)	2/4/06
17		Caleb Green	Valparaiso (A)	1/9/06
17		Anthony Roberts	Oregon State (H)	12/30/76
4.	16	Anthony Roberts	North Carolina A&T (H)	2/19/77
16		Caleb Green	Akron (H)	12/2/06
16		Caleb Green	Centenary (A)	1/20/07
16		Kevin Obanor	South Dakota (H)	1/17/19
7.	15	Eldon Lawyer	Oglethorpe (H)	2/5/72
15		Mark Acres	Evansville (A)	3/9/83
15		Haywoode Workman	Oklahoma (A)	12/10/88
15		Max Abmas	Omaha (A)	12/29/22
10.	14	Six tied		

FREE THROWS ATTEMPTED

RK	FTA	NAME	OPP.	DATE
1.	22	Caleb Green	Seton Hall (N)	12/28/06
2.	21	Caleb Green	Valparaiso (A)	1/9/06
3.	20	Anthony Roberts	Oregon State (H)	12/30/76
4.	19	Caleb Green	Chicago State (H)	2/4/06
19		Caleb Green	Louisiana-Lafayette (H)	11/21/06
19		Caleb Green	Akron (H)	12/2/06
19		Steven Roundtree	Indiana State (H)	11/20/10
19		Korey Billbury	Tulsa (H)	11/15/14
19		Obi Emegano	Omaha (A)	2/19/15
10.	18	Six tied		

FREE THROW PERCENTAGE (MIN. 10 ATT.)

RK	FT%	NAME	FTM-FTA	DATE	PCT.
1.	1.000	Eldon Lawyer	15-15	Oglethorpe (H)	2/15/72
1.000		Obi Emegano	14-14	Denver (H)	2/19/16
1.000		Max Abmas	12-12	Florida (N)	3/21/21
1.000		Obi Emegano	12-12	Western Illinois (H)	2/13/16
1.000		Ken Tutt	11-11	Southern Utah (A)	1/11/07
1.000		Dominique Morrison	11-11	South Dakota St. (H)	1/7/11
1.000		Anthony Roberts	10-10	Santa Clara (H)	12/20/75
1.000		Charles Dorsey	10-10	Evansville (A)	2/4/85
1.000		Brian Miles	10-10	Southwest Texas (H)	1/17/87
1.000		Reggie Borges	10-10	Oklahoma Wesleyan (H)	11/23/02
1.000		Dominique Morrison	10-10	UMKC (H)	1/15/11
1.000		Shawn Glover	10-10	Southeastern La. (H)	2/8/14
1.000		Max Abmas	10-10	North Dakota (A)	2/19/22

BLOCKED SHOTS

RK	BLK	NAME	OPP.	DATE
1.	9	Kendrick Moore	Stephen F. Austin (A)	12/14/02
9		Kendrick Moore	IUPUI (N)	3/4/02
9		Antonio Martin	Oklahoma City (H)	1/28/78
9		Alvin Scott	West Texas State (H)	1/24/77
5.	8	Connor Vanover	John Brown (H)	11/11/22
8		Shawn Glover	New Orleans (H)	2/6/14
8		Kendrick Moore	Wichita State (H)	11/30/02
8.	7	David Vaughn	Trinity (H)	2/17/73
7		Shawn King	Fort Wayne (A)	1/10/08
7		Albert Owens	Oakland (H)	11/27/17
7		Connor Vanover	Omaha (A)	12/29/22
7		Connor Vanover	Okla. Baptist (H)	11/19/22
10.	6	12 tied		

STEALS

RK	STL	NAME	OPP.	DATE
1.	9	Haywoode Workman	Oklahoma (H)	12/29/88
9		Haywoode Workman	South Carolina (H)	1/28/89
9		R.J. Fuqua	Avila (H)	11/10/17
3.	8	Obi Emegano	Haskell (H)	12/28/14
4.	7	Willie Irons	Coppin State (H)	12/11/86
7		Akin Akin-Otiko	Texas (H)	12/13/86
7		Tim Gill	John Brown (H)	1/23/96
7		Larry Owens	Tulsa (H)	12/3/05
8.	6	Arnold Dugger	Bowling Green (H)	12/28/74
6		Michael Craion	West Virginia (A)	11/11/11
6		Gary "Cat" Johnson	Portland State (H)	1/23/80
6		Kareem Thompson	Central Arkansas (H)	12/10/22

* Part of career spent at NAIA level

** Part of career prior to ORU's move to NCAA Major College Division

ORU SEASON TOP 10

POINTS

RK	NAME	YEARS	PTS.
1.	Richard Fuqua	1971-72	1,006
2.	Anthony Roberts	1976-77	951
3.	Shawn Glover	2013-14	703
4.	Caleb Green	2006-07	698
5.	Sam McCants	1973-74	697
6.	Ray Thompson	1991-92	688
7.	Caleb Green	2005-06	686
	Max Abmas	2020-21	686
9.	Max Abmas	2021-22	685
10.	Dominique Morrison	2011-12	674

REBOUNDS

RK	NAME	YEARS	REB.
1.	Eddie Woods	1971-72	407
2.	David Vaughn	1972-73	385
3.	Antonio Martin	1979-80	334
4.	Damen Bell-Holter	2012-13	328
5.	Eddie Woods	1973-74	327
6.	Rocky Walls	1997-98	325
7.	Mark Acres	1983-84	324
8.	Caleb Green	2006-07	315
9.	Caleb Green	2004-05	306
10.	Harold Johnson	1974-75	301

ASSISTS

RK	NAME	YEARS	ASST.
1.	Sam McCants	1973-74	208
2.	Arnold Dugger	1976-77	194
3.	Haywoode Workman	1986-87	188
4.	Jonathan Bluiitt	2004-05	178
5.	Arnold Dugger	1974-75	166
6.	Jonathan Bluiitt	2003-04	165
7.	Luke Spencer-Gardner	2002-03	164
8.	Gary Johnson	1981-82	160
9.	Gary Johnson	1980-81	158
10.	Luke Spencer-Gardner	2000-05	156

FIELD GOALS MADE

RK	NAME	YEARS	FG
1.	Richard Fuqua	1971-72	423
2.	Greg Sutton*	1989-90	417
3.	Anthony Roberts	1976-77	402
4.	Greg Sutton*	1990-91	393
5.	Richard Fuqua**	1970-71	353
6.	Sam McCants	1973-74	304
7.	Ray Thompson	1991-92	284
8.	Anthony Roberts	1975-76	277
9.	Anthony Jones*	1990-91	276
10.	Shawn Glover	2013-14	273

FIELD GOALS ATTEMPTED

RK	NAME	YEARS	FGA
1.	Greg Sutton*	1989-90	976
2.	Richard Fuqua	1971-72	941
3.	Greg Sutton*	1990-91	858
4.	Anthony Roberts	1976-77	739
5.	Sam McCants	1973-74	725
6.	Richard Fuqua	1972-73	713
7.	Richard Fuqua	1970-71	701
8.	Clarence Thompson*	1989-90	602
9.	Anthony Roberts	1975-76	573
10.	Anthony Roberts	1974-75	566

FIELD GOAL PERCENTAGE (MIN. 150 ATT.)

RK	NAME	YEARS	ATT.	PCT.
1.	Rufus Freeman*	1989-90	133-194	.686
2.	Brian Miles	1985-86	103-157	.656
3.	Shawn King	2006-07	105-163	.644
4.	Marcus Lewis	2007-09	165-278	.594
5.	Caleb Green	2003-04	177-300	.590
6.	Mark Acres	1981-82	109-186	.586
7.	Michael Craion	2011-12	144-247	.583
	Kevin Obanor	2018-19	133-228	.583
9.	Mark Acres	1984-85	221-380	.582
	Leon Irving	1998-99	114-196	.582

3-PT FIELD GOALS MADE

RK	NAME	YEAR	3PTM
1.	Greg Sutton*	1990-91	185
2.	Greg Sutton*	1989-90	170
3.	Clarence Thompson*	1989-90	137
4.	Max Abmas	2021-22	114
5.	Ken Tutt	2003-04	101
6.	Max Abmas	2020-21	100
7.	Warren Niles	2012-13	96
8.	Tim Gill	1997-98	95
9.	Max Abmas	2022-23	88
10.	Max Abmas	2019-20	87
	Tim Gill	1995-96	87

3-PT FG ATTEMPTS

RK	NAME	YEAR	3PTA
1.	Greg Sutton*	1990-91	463
2.	Greg Sutton*	1989-90	443
3.	Clarence Thompson*	1989-90	367
4.	Max Abmas	2021-22	293
5.	Greg Sutton	1988-89	251
	Robert Jarvis	2008-09	251
7.	Warren Niles	2012-13	243
8.	Max Abmas	2019-20	238
9.	Max Abmas	2020-21	233
10.	Max Abmas	2022-23	227

3-PT FG PERCENTAGE (MIN. 50 ATT.)

RK	NAME	YEAR	3M-3A	3PCT
1.	Tim Gill	1997-98	95-196	.485
2.	Shawn Glover	2013-14	25-52	.481
3.	Luke Spencer-Gardner	2004-05	39-84	.464
4.	Chris Riouse	2005-06	57-123	.463
	Kevin Obanor	2020-21	56-121	.463
6.	Aaron Young	2015-16	32-70	.457
7.	Tim Gill	1995-96	87-193	.451
8.	Ken Tutt	2003-04	101-225	.449
9.	Aaron Young	2014-15	29-65	.446
10.	Josh Atkinson	2002-03	68-153	.444

FREE THROWS MADE

RK	NAME	YEARS	FT
1.	Caleb Green	2006-07	278
2.	Greg Sutton*	1989-90	252
3.	Caleb Green	2005-06	235
4.	Greg Sutton*	1990-91	229
5.	Caleb Green	2004-05	213
6.	Obi Emegano	2014-15	205
7.	Obi Emegano	2015-16	198
8.	Dominique Morrison	2011-12	189
9.	Richard Fuqua	1971-72	160
10.	Damen Bell-Holter	2012-13	159

FREE THROWS ATTEMPTED

RK	NAME	YEARS	FTA
1.	Caleb Green	2006-07	366
2.	Greg Sutton*	1989-90	328
3.	Caleb Green	2005-06	308
4.	Caleb Green	2004-05	283
5.	Greg Sutton*	1990-91	280
6.	Obi Emegano	2014-15	260
7.	Obi Emegano	2015-16	232
8.	Dominique Morrison	2011-12	229
9.	Damen Bell-Holter	2012-13	211
10.	Richard Fuqua	1971-72	210

FREE THROW PERCENTAGE (MIN. 75 ATT.)

RK	NAME	YEARS	ATT.	PCT.
1.	Max Abmas	2022-23	108-117	.923
2.	Bobby Hodge**	1967-68	93-102	.912
3.	Steve Bontrager	1980-81	73-81	.901
4.	Max Abmas	2020-21	138-155	.890
5.	Kevin Obanor	2020-21	112-128	.875
6.	Sam Potter	1983-84	82-94	.872
7.	Ken Tutt	2004-05	87-100	.870
8.	Tim Gill	1996-97	85-99	.859
9.	Bill Hull**	1968-69	78-91	.857
10.	Tim Gill	1995-96	64-75	.853
	Obi Emegano	2015-16	198-232	.853

BLOCKED SHOTS

RK	NAME	YEARS	BLK
1.	Kendrick Moore	2001-02	103
2.	Kendrick Moore	2002-03	94
3.	Alvin Scott	1976-77	81
4.	Shawn King	2006-07	81
5.	Connor Vanover	2022-23	80
6.	Shawn King	2007-08	68
7.	Rocky Walls	1997-98	58
8.	Mark Acres	1982-83	54
	Marvin Washington	1987-88	54
10.	Shawn Glover	2013-14	53

STEALS

RK	NAME	YEARS	STL
1.	Haywoode Workman	1987-88	103
2.	Haywoode Workman	1988-89	93
3.	Greg Sutton*	1989-90	88
4.	Greg Sutton*	1990-91	81
5.	Earl McClellan	1996-97	77
6.	Akin Akin-Otiko	1986-87	72
7.	Sebastian Neal	1991-92	68
8.	Gary "Cat" Johnson	1981-82	63
9.	Earl McClellan	1995-96	62
10.	Larry Owens	2004-05	58

* Part of career spent at NAIA level

** Part of career prior to ORU's move to NCAA Major College Division



ORU CAREER TOP 10

POINTS

RK	NAME	YEARS	POINTS
1.	Greg Sutton	1988-91**	3,070
2.	Richard Fuqua	1969-73*	3,004
3.	Caleb Green	2003-07	2,503
4.	Max Abmas	2019-Pres.	2,355
5.	Anthony Roberts	1973-77	2,341
6.	Dominique Morrison	2008-12	2,080
7.	Mark Acres	1981-85	2,038
8.	Ken Tutt	2003-07	2,019
9.	Warren Niles	2009-13	1,984
10.	Tim Gill	1994-98	1,959

REBOUNDS

RK	NAME	YEARS	REB.
1.	Eddie Woods**	1970-74	1,365
2.	Caleb Green	2003-07	1,189
3.	Mark Acres	1981-85	1,051
4.	Rocky Walls	1994-98	946
5.	Emmanuel Nzekwesi	2016-pres.	889
6.	Damen Bell-Holter	2009-13	878
7.	Antonio Martin	1977-80	857
8.	Anthony Roberts	1973-77	800
9.	Jeff Acres	1980-85	797
10.	Carl Hardaway**	1966-70	750

ASSISTS

RK	NAME	YEARS	ASST.
1.	Luke Spencer-Gardner	2000-05	534
2.	Jonathan Bluiitt	2002-06	509
3.	Arnold Dugger	1974-77	501
4.	Greg Sutton*	1988-91	490
5.	Gary Johnson	1978-82	481
6.	Earl McClellan	1993-97	413
7.	Willie Irons	1984-88	393
8.	Eric Perry	1996-00	383
9.	Tim Gill	1994-98	377
10.	Haywoode Workman	1986-89	376

FIELD GOALS MADE

RK	NAME	YEARS	FG
1.	Richard Fuqua**	1969-73	1,273
2.	Greg Sutton*	1988-91	1,024
3.	Anthony Roberts	1973-77	1,006
4.	Caleb Green	2003-07	821
5.	Mark Acres	1981-85	799
6.	Max Abmas	2019-Pres.	778
7.	Dominique Morrison	2008-12	687
8.	Ken Tutt	2003-07	684
9.	Warren Niles	2009-13	674
10.	Tim Gill	1994-98	664

FIELD GOALS ATTEMPTED

RK	NAME	YEARS	FGA
1.	Richard Fuqua**	1969-73	2,838
2.	Greg Sutton*	1988-91	2,398
3.	Anthony Roberts	1973-77	2,007
4.	Max Abmas	2019-Pres.	1,762
5.	Ken Tutt	2003-07	1,619
6.	Warren Niles	2009-13	1,594
7.	Caleb Green	2003-07	1,524
8.	Dominique Morrison	2008-12	1,475
9.	Mark Acres	1981-85	1,416
10.	Tim Gill	1994-98	1,391

FIELD GOAL PERCENTAGE (MIN. 2 SEASONS & 200 FGM)

RK	NAME	YEARS	FGM-FGA	PCT.
1.	Shawn King	2006-08	232-389	.596
2.	Brandon Conley	2012-16	249-432	.576
3.	Brian Miles	1983-87	274-480	.571
4.	Marcus Lewis	2007-09	277-489	.566
5.	Mark Acres	1981-85	799-1416	.564
6.	Steven Roundtree	2010-13	370-684	.541
7.	Caleb Green	2003-07	821-1524	.539
8.	Michael Craion	2009-12	311-577	.539
9.	Reggie Clement	1980-83	265-495	.535
10.	David Vaughn	1972-73	232-438	.530
	Kevin Ford	2008-10	233-440	.530

3-PT FIELD GOALS MADE

RK	NAME	YEARS	3PTM
1.	Greg Sutton*	1988-91	438
2.	Max Abmas	2019-pres.	389
3.	Tim Gill	1994-98	333
4.	Ken Tutt	2003-07	319
5.	Warren Niles	2009-13	292
6.	Eric Perry	1996-00	214
7.	Clarence Thompson*	1988-90	205
8.	Josh Atkinson	1999-04	203
9.	Moses Ehambe	2004-08	183
10.	Luke Spencer-Gardner	2000-05	171

3-PT FIELD GOALS ATTEMPTED

RK	NAME	YEARS	3PTA
1.	Greg Sutton*	1988-91	1,157
2.	Max Abmas	2019-pres.	991
3.	Warren Niles	2009-13	780
4.	Ken Tutt	2003-07	775
5.	Tim Gill	1994-98	757
6.	Eric Perry	1996-00	565
7.	Clarence Thompson*	1988-90	553
8.	Josh Atkinson	1999-04	539
9.	Sam Kearns	2017-20	460
10.	Robert Jarvis	2007-09	459

3-PT FIELD GOAL PERCENTAGE (MIN. 100 ATT.)

RK	NAME	YEAR	3M-ATT.	PCT.
1.	Chris Riouse	2004-06	76-161	.472
2.	Tim Gill	1994-98	333-757	.440
3.	Kevin Obano	2018-21	122-287	.425
4.	Aaron Young	2014-17	90-217	.415
5.	Luke Spencer-Gardner	2001-05	171-412	.415
6.	Ken Tutt	2003-07	319-775	.412
7.	Moses Ehambe	2004-08	183-447	.409
8.	Phillip Owens	1997-99	56-139	.403
9.	James Kruse	1994-97	49-122	.402
10.	Mikey Manghum	2009-13	44-111	.396
--	Max Abmas	2019-pres.	389-991	.393

FREE THROWS MADE

RK	NAME	YEARS	FT
1.	Caleb Green	2003-07	852
2.	Greg Sutton*	1988-91	584
3.	Dominique Morrison	2008-12	543
4.	Richard Fuqua**	1969-73	458
5.	Mark Acres	1981-85	440
6.	Obi Emegano	2013-16	433
7.	Max Abmas	2019-Pres.	410
8.	Damen Bell-Holter	2009-13	371
9.	Haywoode Workman	1986-89	339
10.	Ken Tutt	2003-07	332

FREE THROWS ATTEMPTED

RK	NAME	YEARS	FTA
1.	Caleb Green	2003-07	1134
2.	Greg Sutton*	1988-91	765
3.	Dominique Morrison	2008-12	668
4.	Richard Fuqua**	1969-73	658
5.	Mark Acres	1981-85	632
6.	Obi Emegano	2013-16	530
7.	Rocky Walls	1994-98	527
8.	Damen Bell-Holter	2009-13	510
9.	Derrick Taylor	1996-00	489
10.	Max Abmas	2019-Pres.	467

FREE THROW PERCENTAGE (MIN. 75 ATT.)

RK	NAME	YEARS	ATT.	PCT.
1.	Steve Bontrager	1979-81	103-117	.880
2.	Bill Hull**	1967-69	104-121	.860
3.	Bobby Hodge**	1966-68	169-198	.854
4.	Sam Potter	1983-85	131-156	.840
5.	Kevin Obano	2018-21	314-376	.835
6.	D.J. Jackson	2012-14	96-116	.828
7.	Tim Gill	1994-98	302-365	.827
8.	Jalen Bradley	2015-17	109-133	.820
9.	Kenny Bohanon	1992-94	116-142	.817
	Obi Emegano	2013-16	433-530	.817
--	Max Abmas	2019-Pres.	410-467	.878

BLOCKED SHOTS

RK	NAME	YEARS	BLK
1.	Kendrick Moore	2001-03	197
2.	Mark Acres	1981-85	164
3.	Albert Owens	2014-18	159
4.	Shawn King	2006-08	149
5.	Damen Bell-Holter	2009-13	139
6.	Alvin Scott	1973-77	131
7.	Rocky Walls	1994-98	127
8.	Antonio Martin	1977-80	106
9.	Shawn Glover	2012-14	97
10.	Brandon Conley	2012-16	94

STEALS

RK	NAME	YEARS	STL
1.	Haywoode Workman	1986-89	250
2.	Earl McClellan	1993-97	215
3.	Greg Sutton*	1988-91	213
4.	Tim Gill	1994-98	172
5.	Rocky Walls	1994-98	166
6.	Caleb Green	2003-07	164
7.	Gary "Cat" Johnson	1978-82	163
8.	Willie Irons	1984-88	157
9.	Mark Acres	1981-85	150
	Akin Akin-Otiko	1983-87	150
10.	Eric Perry	1996-00	145

* Part of career spent at NAIA level

** Part of career prior to ORU's move to NCAA Major College Division



SEASON HIGHS

CAREER HIGHS

	2 Points: 15 (2x), vs. St. Thomas (1/14/23) Field Goals: 7, at Texas Southern (11/15/22) 3-pt Made: 3 (3x), at Utah State (11/22/22) FT Made: 2 (4x), at Denver (12/31/22) Rebounds: 10 (2x), South Dakota (1/30/23) Assists: 8, at Denver (12/31/22) Steals: 6, vs. Central Arkansas (12/10/22)	Points: 22, vs. South Dakota State (3/8/21) Field Goals: 8 (2x), at South Dakota State (12/22/21) 3-pt Made: 4 (2x), vs. South Dakota State (3/8/21) FT Made: 7, at Denver (1/16/21) Rebounds: 12, at Missouri State (12/11/21) Assists: 8, at Denver (12/31/22) Steals: 6, vs. Central Arkansas (12/10/22)
	3 Points: 37, vs. Western Illinois (1/12/23) Field Goals: 12, vs. Western Illinois (1/12/23) 3-pt Made: 7 (2x), South Dakota (1/30/23) FT Made: 15, at Omaha (12/29/22) Rebounds: 11, vs. Oklahoma Baptist (11/19/22) Assists: 7 (2x), at Omaha (12/29/22) Steals: 4, vs. Kansas City (1/7/23)	Points: 42, vs. South Dakota State (2/13/21) Field Goals: 14, vs. South Dakota State (2/13/21) 3-pt Made: 7 (6x), South Dakota (1/30/23) FT Made: 15, at Omaha (12/29/22) Rebounds: 11, vs. Oklahoma Baptist (11/19/22) Assists: 11, at Western Illinois (1/8/22) Steals: 5, vs. Omaha (1/1/22)
	10 Points: 21 (2x), at North Dakota State (1/19/23) Field Goals: 8 (2x), at North Dakota State (1/19/23) 3-pt Made: 5 (2x), at North Dakota State (1/19/23) FT Made: 5, South Dakota (1/30/23) Rebounds: 7, vs. Omaha (1/28/23) Assists: 6, at Texas Southern (11/15/22) Steals: 2 (3x), Missouri State (12/16/22)	Points: 25, at Central Arkansas (11/20/21) Field Goals: 8 (3x), at North Dakota State (1/19/23) 3-pt Made: 5 (2x), at North Dakota State (1/19/23) FT Made: 10, at Central Arkansas (11/20/21) Rebounds: 7, vs. Omaha (1/28/23) Assists: 6, at Texas Southern (11/15/22) Steals: 3, vs. Omaha (1/1/22)
	11 Points: 18, vs. Central Arkansas (12/10/22) Field Goals: 7, vs. Central Arkansas (12/10/22) 3-pt Made: 3, vs. Central Arkansas (12/10/22) FT Made: 2 (6x), at North Dakota (1/21/23) Rebounds: 10, at North Dakota (1/21/23) Assists: 10, vs. Oklahoma Baptist (11/19/22) Steals: 3 (2x), vs. South Dakota State (12/19/22)	Points: 25, vs. South Dakota State (2/24/22) Field Goals: 10, vs. South Dakota State (2/24/22) 3-pt Made: 3 (2x), vs. South Dakota State (2/24/22) FT Made: 6, vs. South Dakota State (3/8/21) Rebounds: 11, vs. Haskell (11/18/21) Assists: 10, vs. Oklahoma Baptist (11/19/22) Steals: 5, vs. Ohio State (3/19/21)
	13 Points: 15, vs. Ozark Christian (11/29/22) Field Goals: 6, vs. Ozark Christian (11/29/22) 3-pt Made: - FT Made: 3, vs. Ozark Christian (11/29/22) Rebounds: 10, vs. Ozark Christian (11/29/22) Assists: - Steals: 1 (3x), vs. Western Illinois (1/12/23)	Points: 15, vs. Ozark Christian (11/29/22) Field Goals: 6, vs. Ozark Christian (11/29/22) 3-pt Made: - FT Made: 3, vs. Ozark Christian (11/29/22) Rebounds: 10, vs. Ozark Christian (11/29/22) Assists: 1, at Missouri (11/25/20) Steals: 1 (6x), vs. Western Illinois (1/12/23)
	14 Points: 15, at Texas Southern (11/15/22) Field Goals: 7, at Texas Southern (11/15/22) 3-pt Made: 3 (2x), at Omaha (12/29/22) FT Made: 3, vs. John Brown (11/11/22) Rebounds: 6, vs. John Brown (11/11/22) Assists: 2, vs. John Brown (11/11/22) Steals: 3, vs. John Brown (11/11/22)	Points: 24, vs. South Dakota (1/17/19) Field Goals: 8 (3x), vs. Oklahoma State (11/26/21) 3-pt Made: 7, at Omaha (12/30/18) FT Made: 7, vs. Ecclesia (11/19/18) Rebounds: 10, at Omaha (1/27/22) Assists: 3 (2x), at Denver (1/20/19) Steals: 3, vs. John Brown (11/11/22)
	20 Points: 31, vs. Ozark Christian (11/29/22) Field Goals: 11, vs. Ozark Christian (11/29/22) 3-pt Made: 6, vs. Ozark Christian (11/29/22) FT Made: 3, vs. Ozark Christian (11/29/22) Rebounds: 5, at Texas Southern (11/15/22) Assists: 4 (2x), South Dakota (1/30/23) Steals: 3, vs. Ozark Christian (11/29/22)	Points: 31, vs. Ozark Christian (11/29/22) Field Goals: 11, vs. Ozark Christian (11/29/22) 3-pt Made: 6, vs. Ozark Christian (11/29/22) FT Made: 4 (2x), at St. Thomas (1/6/22) Rebounds: 6, Kansas City (2/12/22) Assists: 5, vs. UT Arlington (12/16/21) Steals: 3, vs. Ozark Christian (11/29/22)
	23 Points: - Field Goals: - 3-pt Made: - FT Made: - Rebounds: 1, vs. South Dakota State (12/19/22) Assists: - Steals: -	Points: 13, vs. Southwestern Christian (11/12/21) Field Goals: 4, vs. Haskell (11/18/21) 3-pt Made: 3, vs. Southwestern Christian (11/12/21) FT Made: 4 (3x), vs. Rogers State (11/23/21) Rebounds: 10, vs. Haskell (11/18/21) Assists: 1 (2x), at South Dakota (12/20/21) Steals: 2 (2x), vs. Haskell (11/18/21)
	25 Points: - Field Goals: - 3-pt Made: - FT Made: - Rebounds: - Assists: - Steals: -	Points: 3, vs. Southwestern Christian (11/12/21) Field Goals: 1 (2x), vs. Rogers State (11/23/21) 3-pt Made: 1, vs. Southwestern Christian (11/12/21) FT Made: - Rebounds: 2, vs. Haskell (11/18/21) Assists: 2, vs. Southwestern Christian (11/12/21) Steals: 2, vs. Haskell (11/18/21)
	0 Points: 13, vs. Ozark Christian (11/29/22) Field Goals: 5, vs. Ozark Christian (11/29/22) 3-pt Made: 1 (2x), vs. Denver (1/26/23) FT Made: 2, vs. Ozark Christian (11/29/22) Rebounds: 4, vs. Ozark Christian (11/29/22) Assists: 2, vs. Ozark Christian (11/29/22) Steals: -	 Points: 15 (2x), vs. St. Thomas (1/14/23) Field Goals: 7, at Denver (12/31/22) 3-pt Made: 2 (3x), at Omaha (12/29/22) FT Made: 4, vs. Rogers State (11/27/22) Rebounds: 11 (2x), South Dakota (1/30/23) Assists: 2 (2x), at Tulsa (12/3/22) Steals: 4, vs. Liberty (12/12/22) Blocks: 5, vs. South Dakota State (12/19/22)
	4 Points: 3 (2x), vs. Western Illinois (1/12/23) Field Goals: 1 (2x), vs. Western Illinois (1/12/23) 3-pt Made: 1 (2x), vs. Western Illinois (1/12/23) FT Made: 2, vs. Ozark Christian (11/29/22) Rebounds: 4, vs. Ozark Christian (11/29/22) Assists: 1 (2x), vs. Ozark Christian (11/29/22) Steals: 1 (2x), vs. Ozark Christian (11/29/22)	 Points: 23, vs. Omaha (1/28/23) Field Goals: 9 (2x), vs. Omaha (1/28/23) 3-pt Made: 4, at New Mexico (1/9/23) FT Made: 8, vs. Missouri State (12/16/22) Rebounds: 13, at Texas Southern (11/15/22) Assists: 2 (4x), at New Mexico (1/9/23) Blocks: 8, vs. John Brown (11/11/22)
	5 Points: 8, vs. Ozark Christian (11/29/22) Field Goals: 3, vs. Ozark Christian (11/29/22) 3-pt Made: - FT Made: 2 (3x), at Kansas City (2/4/23) Rebounds: 4, vs. Ozark Christian (11/29/22) Assists: 2, vs. Ozark Christian (11/29/22) Steals: 1 (2x), vs. Rogers State (11/27/22)	





0 DEMARI WILLIAMS
So. | G | 6-6
HOUSTON, TEXAS



2 KAREEM THOMPSON
Sr. | G | 6-5
FLORENCE, ALA.



3 MAX ABMAS
Sr. | G | 6-0
ROCKWALL, TEXAS



4 JAKE SHANNON
Jr. | G | 6-4
ADA, OKLAHOMA



5 CAM AMBOREE
Fr. | G | 6-2
PEARLAND, TEXAS



10 ISSAC MCBRIDE
Jr. | G | 6-2
LITTLE ROCK, ARK.



11 CARLOS JURGENS
RSr. | G | 6-5
TARTU, ESTONIA



13 NATE CLOVER III
Jr. | C | 6-8
PORT ARTHUR, TEXAS



14 DESHANG WEAVER
RSr. | F | 6-7
HOUSTON, TEXAS



20 TREY PHIPPS
Jr. | G | 6-2
TULSA, OKLA.



23 SIR ISSAC HERRON
So. | F | 6-9
HOUSTON, TEXAS



25 ELIJAH LAWRENCE
Fr. | G | 5-11
BELLAIRE, TEXAS



32 PATRICK MWAMBA
Jr. | F | 6-7
KINSHASA, CONGO



35 CONNOR VANOVER
Sr. | F | 7-5
LITTLE ROCK, ARK.



HC PAUL MILLS
HEAD COACH
6TH SEASON



AC RUSSELL SPRINGMANN
ASSISTANT COACH
5TH SEASON




AC SAM PATTERSON
ASSISTANT COACH
6TH SEASON




AC KENTON PAULINO
ASSISTANT COACH
2ND SEASON



DO STEVE UPSHAW
DIR. OF OPERATIONS
21ST SEASON



VC IAIN LAYMON
VIDEO COORDINATOR
6TH SEASON



PP MIKE HERRINGTON
PLAYER PERSONNEL
3RD SEASON

