



Oral Roberts

BASKETBALL

Location Tulsa, Okla.
 Nickname Golden Eagles
 Colors Navy Blue and Vegas Gold

Enrollment 4,753 (Fall 2021)
 President Dr. William Wilson
 Athletic Director Tim Johnson

Asst. AD of Communications Jarrett Hardwick
 Hardwick's Email jhardwick@oru.edu
 Twitter @JarrettH70

2021-22 SCHEDULE/RESULTS

DATE	OPPONENT	TIME (CT)
Nov. 9	at Colorado State	L, 80-109
Nov. 12	Southwestern Christian	W, 121-50
Nov. 18	Haskell	W, 89-46
Nov. 20	at Central Arkansas	L, 67-70
Nov. 23	Rogers State	W, 91-31
Nov. 26	Oklahoma State	L, 77-78 (OT)
Nov. 29	Tulsa	W, 87-80
Dec. 2	at TCU	L, 63-71
Dec. 4	at Houston Baptist	W, 85-67
Dec. 11	at Missouri State	L, 69-60
Dec. 16	UT Arlington	W, 71-62
Dec. 20	at South Dakota *	W, 82-73
Dec. 22	at South Dakota State *	L, 82-76
Dec. 30	Denver *	W, 83-66
Jan. 1	Omaha *	W, 107-62
Jan. 6	at St. Thomas *	W, 81-66
Jan. 8	at Western Illinois *	W, 87-86
Jan. 15	at Kansas City *	W, 84-72
Jan. 20	North Dakota *	W, 80-76
Jan. 22	North Dakota State *	L, 72-71
Jan. 27	at Omaha *	W, 100-88
Jan. 29	at Denver *	W, 89-80
Feb. 3	Western Illinois *	L, 90-85
Feb. 5	St. Thomas *	W, 88-66
Feb. 12	Kansas City *	W, 91-86
Feb. 17	at North Dakota State *	L, 77-59
Feb. 19	at North Dakota *	W, 87-73
Feb. 24	South Dakota State *	L, 106-102
Feb. 26	South Dakota *	L, 92-87
Mar. 6	Western Illinois ^	8:30 p.m.

* - Summit League Game

^ - Summit League Tournament

Times listed are Central and subject to change



No. 3 ORAL ROBERTS GOLDEN EAGLES

Record	18-11 (12-6 Summit League)	Head Coach	Paul Mills
Streak	L2	Record at ORU	75-78 (5th Season)
Ranking (AP/Coaches)	-- / --	Career Record	Same
Ranking (Mid-Major)	--	Department Twitter	@ORUathletics
NCAA NET Ranking	147	MBB Twitter	@ORUMBB

GAME 30 | MARCH 6, 2022 | 8:30 P.M. | SIOUX FALLS, S.D. | SANFORD PREMIER CENTER



No. 6 WESTERN ILLINOIS LEATHERNECKS

Record	16-14 (7-11 Summit League)	Head Coach	Rob Jeter
Streak	L1	Record at WIU	23-29 (2nd season)
Ranking (AP/Coaches)	-- / --	Career Record	207-199 (26th season)
Ranking (Mid-Major)	--	Department Twitter	@WIUathletics
NCAA Net Ranking	227	MBB Twitter	@WIU_MensHoops

QUICK HITS

- Max Abmas was named to the All-Summit League First Team as he leads the league and team in scoring as he's now had 25 consecutive games with 10-plus points. He had 14 points against USD. Five Golden Eagles scored in double-figures against South Dakota. Issac McBride was named All-Summit League Honorable Mention.
- Abmas (22.7 ppg), McBride (12.1 ppg) average double figures to lead the Golden Eagles offense, which ranks 4th in the NCAA at 83.8 points per game. ORU has eight players who have scored 100-plus points this season.
- Behind two 38-point outings this season, Abmas now ranks 5th in the nation in points per game and is 3rd in the country making 3.89 3-pointers a game. The junior recently moved past Eric Perry (1996-2000) for fifth in program history in career triples and has 296 in his tenure. He is currently 10th all-time in scoring with 1,769 career points.
- ORU is hitting 11.8 triples per game, which is 3rd in the nation, thanks to a school-record 21 against Southwestern Christian and 19 versus Tulsa. The team has made double-digit 3-pointers in 21 games this season.
- The Golden Eagles currently rank 11th in the NCAA pulling down 40.4 rebounds a contest and 5th in the nation in defensive rebounds per game (29.4).

SCOUTING THE OPPONENT

- This will be the 51st all-time meeting between ORU and South Dakota. The Golden Eagles lead the series, 38-12, and are 2-1 at a neutral site. In the first meeting this season, ORU defeated the Leathernecks, 87-86 (Jan. 8), on the road and fell, 90-85 (Feb. 3), at home.
- Western Illinois finished sixth in the Summit League standings. The Leathernecks dropped their last game, 83-77, at home to Denver.
- Trenton Massner leads WIU with 16.4 points per game. Massner was named to the All-Summit League Second Team and All-Defensive Team. Will Carius averages 14.7 ppg and Colton Sandage scores 13.4 ppg. Luka Barisic scores 14.5 ppg and was named to the All-Newcomer Team, and Honorable Mention. The Leathernecks are 26th in the country in offense.

	2021-22	
> 83.8	PPG	79.0
> 74.0	Opp. PPG	77.0
> .460	FG %	.438
> .432	FG % Def.	.462
> .383	3FG %	.336
> .726	FT%	.711
> 40.4	RPG	38.6
> +4.7	+/- Reb.	+3.8
> 12.0	APG	11.5
> 10.2	TPG	11.7
5.6	SPG	6.3 <
> 4.3	BPG	2.6

#ORUMBB PROBABLE STARTING LINEUP



2 KAREEM THOMPSON
G JR. | 6-5 | 200

PPG	RPG	SPG	FG%	MPG
7.9	5.8	0.8	47.2	25.8



3 MAX ABMAS
G JR. | 6-0 | 175

PPG	RPG	APG	FG%	MPG
22.7	3.4	3.7	42.0	36.8



10 ISSAC MCBRIDE
G So. | 6-0 | 175

PPG	RPG	APG	FG%	MPG
12.1	2.5	1.5	46.8	22.5



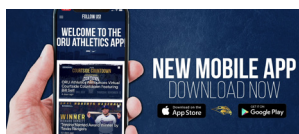
11 CARLOS JÜRGENS
F R.Jr. | 6-4 | 200

PPG	RPG	3FG%	FG%	MPG
6.8	3.8	24.1	42.6	22.6



22 FRANCIS LĀCIS
F Sr. | 6-7 | 220

PPG	RPG	BPG	FG%	MPG
7.0	6.1	0.8	43.2	25.6



BROADCAST INFO:

•ONLINE VIDEO
 ORU Sports Network (ORUSN)
www.ORUathletics.com/watch
 or via ORU Athletics App



•LOCAL RADIO
 99.9 FM ESPN Radio

FOLLOW ORU!!



@ORUMBB

@ORUMBB



/ORUATHLETICS

#ORUMBB #GOLDENSTANDARD

MEDIA INFORMATION

There are a number of ways to keep up with the Oral Roberts men's basketball team this season. All home games will be broadcast for FREE at ORUAthletics.com/watch on the revamped ORU Sports Network and also can be viewed live on the ORU Athletics App or via the ORUSN Roku app. Free audio of road games also will be available on www.ORUAthletics.com. Finally, updates can be found on Twitter by following @ORUAthletics and @ORUMBB or the hashtag #ORUMBB.

INTERVIEW PROCEDURES

During the week: Head Coach Paul Mills and players will be available for interviews up to 30 minutes prior to practice each day with advance notice. Contact the ORU Athletic Communications Department to arrange interviews and verify practice times.

After the game: If requested, players and coaches will be available in the media room after a 10-minute, cool-down period. For specific requests, please contact the ORU Athletic Communications staff. At home games, members of the opposing team will NOT be taken to the media room unless otherwise specified.

QUICK FACTS (PRIOR TO THE 2021-22 SEASON)

FIRST YEAR OF BASKETBALL: 1965-66

OVERALL ALL-TIME RECORD: 964-708 (.577) (56 years)

NCAA TOURNAMENT APPEARANCES (REC): 6 (4-6)

LAST NCAA TOURNAMENT:

2021 Sweet 16 (W, 75-72 vs. #2 Ohio State)

(W, 81-78 vs. #7 Florida)

(L, 70-72 vs. #3 Arkansas)

2020-21 RECORD: 18-11 (8-3 H; 5-7 A; 5-1 N)

2020-21 SUMMIT LEAGUE RECORD/FINISH: 10-5/4th

FINAL RANKING LAST YEAR: #11, Mid-Major Poll

STARTERS RETURNING/LOST: 3/2

LETTERMEN RETURNING/LOST: 10/5

NEWCOMERS: 5

ORU ATHLETIC COMMUNICATIONS

ASSISTANT A.D. COMMUNICATIONS/MBB: Jarrett Hardwick

HARDWICK'S PHONE: 918-495-7094

EMAIL: jhardwick@oru.edu

DIR.-ATHLETIC COMMUNICATIONS: Kyle Stafford

STAFFORD'S PHONE: 918-495-6646

EMAIL: kstafford@oru.edu

DIR.-CREATIVE CONTENT: Duncan White

WHITE'S PHONE: 918-495-7181

EMAIL: duwhite@oru.edu

ASST. DIR.-ATHLETIC COMMUNICATIONS: Josh Salim

SALIM'S PHONE: 918-495-6616

EMAIL: jsalim@oru.edu

VOICE OF THE GOLDEN EAGLES: Adam Hildebrandt

WEBSITE: ORUAthletics.com

MAILING ADDRESS: 7777 S. Lewis Ave.

Tulsa, OK 74171

STATISTICAL TRENDS, WINS AND LOSSES**WINS (18 GMS)**

89.1
68.3
.487
.399
.423
.735
+8.8
13.3
10.1
6.4
4.6

Scoring Average
Opp. Scoring Average
FG Percent
FG Percent Defense
3FG Percent
FT Percent
Rebounding Margin
Assists/Game
Turnovers/Game
Steals/Game
Blocks/Game

LOSSES (11 GMS)

75.2
83.3
.418
.482
.322
.705
-2.2
9.8
10.5
4.4
3.9

SUMMIT LEAGUE STANDINGS

TEAM	CURRENT NET RANK	2021-22 CONFERENCE	2021-22 OVERALL
No. 1 South Dakota St.	71	18-0	27-4
No. 3 Oral Roberts	147	12-6	18-11
No. 2 North Dakota St.	173	13-5	21-9
No. 4 Kansas City	198	12-6	19-11
No. 5 South Dakota	200	11-7	18-11
No. 6 Western Illinois	228	7-11	16-14
No. 7 Denver	292	7-11	11-20
St. Thomas	310	4-14	10-20
North Dakota	346	2-16	6-25
No. 8 Omaha	348	4-14	5-24

2021-22 SUMMIT LEAGUE POSTSEASON AWARDS**ALL-SUMMIT LEAGUE FIRST TEAM**

Max Abmas, Oral Roberts

Evan Gilyard II, Kansas City

Sam Griesel, North Dakota State

Rocky Kreuser, North Dakota State

Baylor Scheierman, South Dakota State

Douglas Wilson, South Dakota State

ALL-SUMMIT LEAGUE SECOND TEAM

Mason Archambault, South Dakota

Trenton Massner, Western Illinois

Marvin Nesbitt, Jr., Kansas City

Kruz Perrott-Hunt, South Dakota

Arkel Lamar, Kansas City

Player of the Year

Baylor Scheierman, South Dakota State

ORUAthletics.com is the official online home of all 16 of ORU's NCAA Division I teams. Designed and launched by SIDEARM Sports in the summer of 2020, the responsive site was built to be user friendly and will adapt seamlessly for desktop, mobile and tablet viewers to ensure a smooth experience when following the best content of the Golden Eagles.

ORUAthletics.com is also the home of the ORU Sports Network, which features free, live video broadcasts of all home athletic events. In partnership with the ORU digital media department, all broadcasts are entirely student run, including handling all aspects of production from running cameras, replays, graphics and technical directing. The new ORUSN will include featured content such as student-athlete and coach

ORUATHLETICS.COM | OFFICIAL WEBSITE OF ORU ATHLETICS

spotlights, facility tours and a behind-the-scenes look into all aspects of ORU Athletics. ORU also offers a mobile app to make following the Golden Eagles even easier. The ORU Athletics app in partnership with SIDEARM Sports provides live stats, news alerts and live audio and video streams for all games through the ORU Sports Network. The app is available for free in the

Google Play Store and iTunes.

TheSummitLeague.org is another online resource to find information about the Golden Eagles as the site includes league statistics and standings, as well as a weekly release with all the news and information surrounding one of the top mid-major conferences in the nation.



OFFENSIVE BALANCE

GAME	LEADING SCORER	2ND SCORER
at Colorado State	Max Abmas-20	Carlos Jürgens-15
Southwestern Christian	Max Abmas-16	Carlos Jürgens-14
Haskell	Trey Phipps-22	DeShang Weaver-13
at Central Arkansas	Issac McBride-25	Thompson, Phipps-10
Rogers St.	Max Abmas-23	Issac McBride-17
Oklahoma State	Max Abmas-29	DeShang Weaver-20
Tulsa	Max Abmas-38	DeShang Weaver-13
at TCU	Max Abmas-20	Francis Lăcis-14
at Houston Baptist	Max Abmas-18	Trey Phipps-14
at Missouri State	Max Abmas-19	DeShang Weaver-15
UT Arlington	Francis Lăcis-21	DeShang Weaver-18
at South Dakota	Max Abmas-32	Issac McBride-16
at South Dakota State	Abmas & Thompson-19	Trey Phipps-10
Denver	Max Abmas-24	McBride, Weaver-15
Omaha	Max Abmas-20	Francis Lăcis-14
at St. Thomas	Max Abmas- 38	Issac McBride- 11
at Western Illinois	Max Abmas-32	Elijah Lufile-18
at Kansas City	Max Abmas-26	Kareem Thompson-15
North Dakota	Max Abmas-19	Thompson & Weaver-15
North Dakota St.	Max Abmas-18	Issac McBride-15
at Omaha	Max Abmas-28	Issac McBride-18
at Denver	Max Abmas-28	DeShang Weaver-15
Western Illinois	Max Abmas-33	Issac McBride-14
St. Thomas	Elijah Lufile-25	Issac McBride-13
Kansas City	Max Abmas-19	Elijah Lufile-15
at North Dakota St.	Issac McBride-23	Max Abmas-21
at North Dakota	Max Abmas-18	Kareem Thompson-15
South Dakota St.	Max Abmas-34	Carlos Jurgens-25
South Dakota	Lăcis & Lufile-15	Abmas & McBride-14

TEAM SEASON HIGHS	#	DATE/OPPONENT
Points	121	vs. Southwestern Christian (11/12/21)
Field Goals	42	vs. Southwestern Christian (11/12/21)
3-pt Made	21	vs. Southwestern Christian (11/12/21)
FT Made	25	vs. Kansas City (2/16/22)
Rebounds	62	vs Haskell (11/18/21)
Assists	21	vs. Southwestern Christian (11/12/21)
Steals	20	vs. Southwestern Christian (11/12/21)
Blocks	8	Three Times (11/20, 12/30/21 & 1/27/22)
Turnovers	17	vs Haskell (11/18/21)
TEAM SEASON LOWS	#	DATE/OPPONENT
Points	59	at North Dakota State (2/17/22)
Field Goals	22	at UCA & NDSU (11/20/21 & 2/17/22)
3-pt Made	6	at UCA & vs. UND & at UND (11/20/21) & (1/20 & 2/19/22)
FT Made	1	at TCU & at South Dakota State (12/2 & 12/22/21)
Rebounds	30	at North Dakota State (2/17/22)
Assists	2	at North Dakota State (2/17/22)
Steals	1	at St Thomas & vs. SDSU (1/6/22 & 2/24/22)
Blocks	1	at Houston Baptist & NDSU (12/4/21 & 2/17/22)
Turnovers	4	at NDSU & at UND (2/17 & 19/22)

SCORING MILESTONE WATCH

1. Greg Sutton (1988-91)	3,070	11. Haywoode Workman (1986-89)	1,506
2. Richard Fuqua (1969-73)	3,004	12. Emmanuel Nzekwesi (2015-20)	1,492
3. Caleb Green (2003-07)	2,503	13. Jeff Acres (1980-85)	1,476
4. Anthony Roberts (1973-77)	2,341	14. Carl Hardaway (1966-70)	1,408
5. Dominique Morrison (2008-12)	2,080	15. Damen Bell-Holter (2009-13)	1,389
6. Mark Acres (1981-85)	2,038	16. Obi Emegano (2013-16)	1,367
7. Ken Tutt (2003-07)	2,019	17. Eddie Woods (1970-74)	1,340
8. Warren Niles (2009-13)	1,984	18. Ray Thompson (1991-93)	1,326
9. Tim Gill (1994-98)	1,959	19. Albert Owens (2014-18)	1,318
10. Max Abmas (2019-pres.)	1,769	20. Kevin Obonor (2018-21)	1,306

COACHING STAFF**PAUL MILLS**

Texas A&M / 1996
75-78 / 5th Season

**> AT ORU**

In his first four seasons at ORU, the Golden Eagles earned 10 postseason honors from The Summit League; Player of the Year (Abmas), Newcomer of the Year (Ruder & Obonor), Sixth Man of the Year (Owens & Obonor), First Team All-Summit League (Abmas, Obonor & Nzekwesi), Second Team All-Summit League (Nzekwesi & Obonor), Honorable Mention All-Summit League (Nzekwesi) and All-Newcomer (Glasper, Abmas, Burns, Kearns & Obonor).

> VETERAN COACH

Although ORU is Mills' first NCAA head coaching job, Mills has been in the Division I ranks since 2002 when he joined Rice as the director of operations. Before coming to ORU, Mills served on the staff of Scott Drew at Baylor for 14 years.

> POSTSEASON EXPERIENCE

Mills and the Golden Eagles made their first NCAA Tournament appearance in 2021 reaching the Sweet 16. While at Baylor, Mills made nine postseason appearances, including seven NCAA Tournaments. Baylor made the Elite Eight twice and made two additional appearances in the Sweet 16. The Bears were the 2012-13 NIT champions.

SAM PATTERSON

Baylor/2008
Assistant Coach
5th Season

**RUSSELL SPRINGMANN**

Salisbury State/1990
Assistant Coach
4th Season

**KENTON PAULINO**


Texas/2008
Assistant Coach
1st Season

**STEVE UPSHAW**

Northeastern State/1992
Director of Operations
20th Season

**IAIN LAYMON**

Indiana/2017
Video Coordinator
5th Season



SITUATIONAL RECORDS**ORU'S RECORD WHEN...**

Leading at Halftime	16-2
Trailing at Halftime	2-9
Tied at Halftime	0-0
More Field Goals than opp.	13-3
Fewer Field Goals than opp.	4-8
Same amount FG's as opp.	1-0
More 3-pointers than opp.	14-6
Fewer 3-pointers than opp.	3-5
Same amount 3-pointer as opp.	1-0
More Free Throws Made than opp.	9-3
Fewer Free Throws Made than opp.	8-8
Same amount FT's as opp.	1-0
More Free Throw Attempts than opp.	9-4
Fewer Free Throw Attempts than opp.	6-7
More Rebounds than opp.	13-5
Fewer Rebounds than opp.	3-6
More Assists than opp.	11-3
Fewer Assists than opp.	5-7
Same Amount Assists as opp.	2-1
More Steals than opp.	9-3
Fewer Steals than opp.	6-8
Same Amount Steals as opp.	2-0
More Turnovers than opp.	8-7
Fewer Turnovers than opp.	8-3
Same Amount Turnovers as opp.	2-0
More Blocked Shots than opp.	15-4
Fewer Blocked Shots than opp.	2-6
Same Amount Blocks as opp.	1-1
Home	10-5
Away	8-6
Neutral	0-0
Overtime	0-0
Leading with 3:00 to play	16-1
GAMES DECIDED BY ...	
1-5 Points	2-6
6-10 Points	5-3
11-19 Points	7-1
20+ Points	4-1

ORU BENCH PRODUCTION

GAME	ORU-OPP	DIFF	TOP BENCH
			SCORER
at Colorado St.	27-53	-26	12-McBride
Southwestern Christian	56-15	+41	13-Herron
Haskell	44-14	+30	22-Phipps
at Central Arkansas	37-15	+22	25-McBride
Rogers St.	52-10	+42	17-McBride
Oklahoma St.	8-47	-39	4-McBride
Tulsa	13-24	-11	7-Phipps
at TCU	11-21	-10	6-Phipps
at Houston Baptist	41-9	+32	14-Phipps
at Missouri St.	9-11	-9	5-Phipps
UT Arlington	17-24	+9	10-Phipps
at South Dakota	33-8	+9	16-McBride
at South Dakota St.	24-16	+8	10-Phipps
Denver	31-5	+26	15-McBride
Omaha	52-24	+28	20-Abmas
at St. Thomas	27-7	+20	11-McBride
at Western Illinois	27-4	+23	18-Lufile
at Kansas City	29-22	+7	14-Phipps
North Dakota	23-27	-4	11-Phipps
North Dakota St.	29-12	+17	15-McBride
at Omaha	39-36	+3	18-McBride
at Denver	28-27	+1	11-McBride
Western Illinois	22-10	+12	McBride-14
St. Thomas	50-21	+29	Lufile-25
Kansas City	41-26	+15	Lufile-17
at North Dakota St.	31-26	+5	McBride-23
at North Dakota	28-20	+8	Jurgens-10
South Dakota St.	44-43	+1	Jurgens-25
South Dakota	29-21	-8	Jurgens-12

LEADS, DEFICITS AND MARGINS

GAME	LARGEST +	LARGEST -	FINAL	BIGGEST
			MARGIN	ORU RUN
at Colorado St.	4	34	-29	7
Southwestern Christian	74	0	+71	19
Haskell	45	0	+43	22
at Central Arkansas	7	22	-3	12
Rogers St.	60	0	+60	13
Oklahoma St.	9	5	-1	9
Tulsa	15	2	+7	8
at TCU	1	17	-8	7
at Houston Baptist	24	8	+18	10
at Missouri St.	6	11	-9	8
UT Arlington	13	0	+9	8
at South Dakota	13	3	+9	6
at South Dakota St.	3	13	-6	10
Denver	19	0	+17	12
Omaha	46	0	+45	13
at St. Thomas	18	0	+15	9
at Western Illinois	9	15	+1	8
at Kansas City	13	1	+12	10
North Dakota	14	9	+4	10
North Dakota St.	6	5	-1	5
at Omaha	23	2	+12	9
at Denver	13	2	+9	8
Western Illinois	25	2	-5	10
St. Thomas	6	22	+22	14
Kansas City	7	14	+5	7
at North Dakota St.	0	20	-18	6
at North Dakota	16	4	+14	7
South Dakota St.	13	7	-4	8
South Dakota	13	14	-5	6

SUMMIT LEAGUE PLAYERS OF THE WEEK**Week 1 (Nov. 15)**

Baylor Scheierman, South Dakota State

Week 2 (Nov. 22)

Evan Gilyard II, Kansas City

Week 3 (Nov. 29)

Noah Freidel, South Dakota State

Week 4 (Dec. 6)

Colton Sandage, Western Illinois

Week 5 (Dec. 13)

Baylor Scheierman, South Dakota State

Week 6 (Dec. 20)**Francis Lacis, Oral Roberts****Week 7 (Dec. 27)**

Trenton Massner, Western Illinois

Week 8 (Jan. 3)**Max Abmas, Oral Roberts****Week 9 (Jan. 10)****Max Abmas, Oral Roberts****Week 10 (Jan. 17)**

Trenton Massner, Western Illinois

Week 11 (Jan. 24)

Tevin Smith, Denver

Week 12 (Jan. 31)**Max Abmas, Oral Roberts (Lute Olson National POW)****Week 13 (Feb. 7)**Marvin Nesbitt Jr., Kansas City
Baylor Scheierman, South Dakota State**Week 14 (Feb. 14)**

Sam Griesel, North Dakota State

Week 15 (Feb. 21)

Evan Gilyard II, Kansas City

Week 16 (Feb. 28)

Luke Appel, South Dakota State



COLLEGEINSIDER.COM MID-MAJOR POLL (FEBRUARY 28, 2022)

	TEAM (1ST PLACE VOTES)	RECORD	PTS	PREV.	CONFERENCE
1	Gonzaga (29)	24-3	773	1	West Coast
2	Murray State	28-2	735	2	Ohio Valley
3	Saint Mary's (2)	24-6	717	3	West Coast
4	South Dakota State	27-4	678	4	Summit
5	Iona	24-5	601	6	Metro Atlantic
6	Toledo	23-6	568	7	Mid-American
7	Loyola Chicago	22-7	558	5	Missouri Valley
8	Vermont	24-5	545	11	America East
9	Chattanooga	24-7	505	10	Southern
10	Towson	23-7	455	14	Colonial
11	Kent State	19-9	416	15	Mid-American
12	New Mexico State	23-5	451	9	Western Athletic
13	San Francisco	22-8	365	12	West Coast
14	Belmont	25-6	351	8	Ohio Valley
15	BYU	21-9	304	16	West Coast
16	Northern Iowa	18-10	293	21	Missouri Valley
17	Drake	22-9	270	22	Missouri Valley
18	Ohio	23-6	243	17	Mid-American
19	Longwood	23-6	167	20	Big South
20	Santa Clara	20-10	128	NR	West Coast
21	UNCW	21-8	118	24	Colonial
22	Princeton	21-5	108	NR	Ivy League
23	Texas State	21-6	103	25	Sun Belt
24	Montana State	21-7	96	19	Big Sky
25	Purdue Fort Wayne	20-10	80	NR	Horizon

OTHERS RECEIVING VOTES

Missouri State 71, Cleveland State 57, Bryant 47, Wagner 43, Grand Canyon 40, Buffalo 36, Colgate 28, Oakland 26, Liberty 25, Bradley 21, Furman 19, Winthrop 17, Seattle 13, Morehead State 12, Utah Valley 9, Akron 8, UC Irvine 8, Jacksonville State 7, Wofford 5, Jacksonville 3, Hofstra 1, Norfolk State 1.



RECORD BY UNIFORM

JERSEY	HOME	AWAY	NEUTRAL	TOTAL
White	7-5	0-0	0-0	7-5
Blue	0-0	8-3	0-0	8-3
Gold	1-0	0-2	0-0	1-2
Baby Blue	2-0	0-0	0-0	2-0

ORU RECORD BY STARTING LINEUP

GUARD	GUARD	GUARD/FORWARD	GUARD/FORWARD	FORWARD/CENTER	RECORD
Abmas	Jürgens	Thompson	Weaver	Lâcis	15-9
Bergens*	Jürgens	Thompson	Weaver	Herron*	1-0
Abmas	McBride	Thompson	Weaver	Lâcis	1-1
Abmas	McBride	Thompson	Lâcis	Lufile	0-1

GAME-BY-GAME STARTING LINEUP

*- First start of ORU career

OPPONENT	G	G	G/F	G/F	F/C
@Colorado State	Abmas	Jürgens	Thompson	Weaver	Lâcis
Southwestern Christian	Abmas	Jürgens	Thompson	Weaver	Lâcis
Haskell	Bergens	Jürgens	Thompson	Weaver	Herron
@Central Arkansas	Abmas	Jürgens	Thompson	Weaver	Lâcis
Rogers State	Abmas	Jürgens	Thompson	Weaver	Lâcis
Oklahoma State	Abmas	Jürgens	Thompson	Weaver	Lâcis
Tulsa	Abmas	Jürgens	Thompson	Weaver	Lâcis
@TCU	Abmas	Jürgens	Thompson	Weaver	Lâcis
@Houston Baptist	Abmas	Jürgens	Thompson	Weaver	Lâcis
@Missouri State	Abmas	Jürgens	Thompson	Weaver	Lâcis
UT Arlington	Abmas	Jürgens	Thompson	Weaver	Lâcis
@South Dakota	Abmas	Jürgens	Thompson	Weaver	Lâcis
@South Dakota St.	Abmas	Jürgens	Thompson	Weaver	Lâcis
Denver	Abmas	Jürgens	Thompson	Weaver	Lâcis
Omaha	Abmas	Jürgens	Thompson	Weaver	Lâcis
at St. Thomas	Abmas	Jürgens	Thompson	Weaver	Lâcis
at Western Illinois	Abmas	McBride	Thompson	Weaver	Lâcis
at Kansas City	Abmas	Jürgens	Thompson	Weaver	Lâcis
vs. North Dakota	Abmas	Jürgens	Thompson	Weaver	Lâcis
vs. North Dakota St.	Abmas	Jürgens	Thompson	Weaver	Lâcis
at Omaha	Abmas	Jürgens	Thompson	Weaver	Lâcis
at Denver	Abmas	Jürgens	Thompson	Weaver	Lâcis
Western Illinois	Abmas	Jürgens	Thompson	Weaver	Lâcis
St. Thomas	Abmas	Jürgens	Thompson	Weaver	Lâcis
Kansas City	Abmas	Jürgens	Thompson	Weaver	Lâcis
at North Dakota St.	Abmas	Jürgens	Thompson	Weaver	Lâcis
at North Dakota	Abmas	McBride	Thompson	Weaver	Lâcis
vs. South Dakota St.	Abmas	McBride	Thompson	Weaver	Lâcis
vs. South Dakota	Abmas	McBride	Thompson	Lâcis	Lufile

CLASS	PTS	PCT.
Seniors (3)	401	16.5
(Henton/Lâcis/Lufile)		
Juniors (4)	1295	53.2
(Abmas/Jürgens/Thompson/Weaver)		
Sophomores (6)	667	27.4
(Alexandre/Bergens/Clover III/McBride/Phipps/Plet)		
Freshmen (3)	67	0.03
(Herron/Lawrence/Tekavčič)		
SCORING	PTS	PCT.
Starters	1490	61.3
Bench	940	38.6
SCORING	PTS	PCT.
Newcomers	667	27.4
Returners	1763	72.5

ORU has been remarkably good when hitting 100 points. ORU has scored at least 100 in 117 games, and gone 109-8 in those contests. Seven of those games have come since Coach Mills took over the program, and ORU holds a 18-2 record in contests since 2000 with the lone loss in triple OT on the road against IUPUI in 2004. The school record for points in a game is 155, scored in a 155-113 win over Union in 1972.

[illegible]

For the first time since opening in 1972, the home of the Golden Eagles will have a new look as blue seats were installed for the 2021-22 season. The building's exterior and concourse level also got a fresh look with new blue paint and glass along with updated branding elements. A 35-foot, HD video board was installed above center court and the ORU practice gym added a whole new floor in the last three years.



ORU athletics broke ground Nov. 12, 2021, for the Mike Carter Athletic Center, a transformational project to push the Golden Eagles into the future. The multi-million-dollar facility will feature a new strength and conditioning area, two practice gyms for men's and women's basketball, an updated Eli Academic Center for all student-athletes and a state-of-the-art sports medicine space.



Overall Overtime Record	39-45 (0-2 This Season)
Home Overtime Record	14-15
Away Overtime Record	20-24
Neutral Overtime Record	5-6
Double Overtime Record	3-4
Triple Overtime Record	0-1
Last Single OT Played	vs. South Dakota State, Feb. 24, 2022 (L, 102-106)
Last Double OT Played	vs. Denver, March 4, 2018 (L, 88-90)
Last Triple OT Played	at IUPUI, Jan. 24, 2004 (L, 105-108)

	2021-22	2020-21	2019-20
American	1-0	0-1	0-2
ASUN	0-1	--	--
Big 10	--	1-0	0-1
Big 12	0-2	0-2	0-1
Big East	--	--	0-1
Missouri Valley	0-1	--	1-0
Mountain West	0-1	--	--
SEC	--	1-3	--
Southland	1-0	0-0	1-0
Summit League	12-6	13-5	10-8
Sun Belt	1-0	--	--
WAC	--	--	1-0
West Coast	--	--	0-1
Non-NCAA Division I	3-0	3-0	4-0

Overall				Final 5 Min/OT		Final Min/OT	
#	Name	FT-FTA	Pct.	FT-FTA	Pct.	FT-FTA	Pct.
1	Elijah Lufile	22-50	.440	5-9	.555	2-4	.500
2	Kareem Thompson	20-27	.741	5-8	.625	1-2	.500
3	Max Abmas	108-127	.850	36-44	.818	20-27	.740
4	Jamie Bergens	4-6	.667	1-3	.333	0-0	.000
5	Jonathan Alexandre	0-0	.000	0-0	.000	0-0	.000
10	Issac McBride	63-76	.829	22-28	.785	12-14	.857
11	Carlos Jürgens	27-48	.563	4-6	.667	0-0	.000
12	Matthew Henton	1-2	.500	1-2	.500	0-0	.000
13	Nate Clover III	6-6	1.000	0-0	.000	0-0	.000
14	DeShang Weaver	14-22	.636	0-3	.000	0-2	.000
20	Trey Phipps	37-45	.822	11-13	.846	2-2	1.000
22	Francis Lâcis	6-13	.462	2-4	.500	1-2	.500
23	Sir Issac Herron	17-24	.708	2-4	.500	0-0	.000
25	Elijah Lawrence	0-0	.000	0-0	.000	0-0	.000
33	Luka Tekavčič	0-0	.000	0-0	.000	0-0	.000
45	Ismael Plet	1-3	.333	1-2	.500	0-0	.000
Team		326-449	.726	89-123	.723	38-54	.703

STATISTICAL MILESTONE COUNT

TEAM'S LEADING SCORER

	SEASON	CAREER	CONSEC.
Max Abmas	23	48	0
Francis Lăcis	2	2	1
Elijah Lufile	2	2	1
Issac McBride	2	2	0
Trey Phipps	1	1	0
DeShang Weaver	0	2	0
Kareem Thompson	1	2	0
Carlos Jürgens	0	1	0

10+ POINTS

	SEASON	CAREER	CONSEC.
Max Abmas	27	85	25
DeShang Weaver	13	37	0
Francis Lăcis	9	16	1
Elijah Lufile	11	16	2
Issac McBride	19	19	14
Trey Phipps	11	11	0
Carlos Jürgens	6	17	3
Sir Issac Herron	2	2	0
Kareem Thompson	8	19	0
Nate Clover III	1	2	0

20+ POINTS

	SEASON	CAREER	CONSEC.
Max Abmas	16	45	0
DeShang Weaver	1	4	0
Issac McBride	2	2	0
Trey Phipps	1	1	0
Kareem Thompson	0	1	0
Francis Lăcis	1	1	0
Elijah Lufile	1	1	0
Carlos Jürgens	1	1	0

30+ POINTS

	SEASON	CAREER	CONSEC.
Max Abmas	6	13	0

40+ POINTS

	SEASON	CAREER	CONSEC.
Max Abmas	0	2	0

LEADING REBOUNDER

	SEASON	CAREER	CONSEC.
Francis Lăcis	9	12	0
Kareem Thompson	9	10	0
DeShang Weaver	3	4	0
Elijah Lufile	10	15	3
Carlos Jürgens	2	4	0
Max Abmas	0	1	0
Ismael Plet	0	1	0
Issac McBride	1	1	0

10+ REBOUNDS

	SEASON	CAREER	CONSEC.
Francis Lăcis	5	7	0
Elijah Lufile	6	9	2
Carlos Jürgens	1	1	0
Sir Issac Herron	1	1	0
Ismael Plet	0	1	0
Kareem Thompson	3	3	0
DeShang Weaver	1	1	0

DOUBLE-DOUBLES

	SEASON	CAREER	CONSEC.
Elijah Lufile	5	7	2
Francis Lăcis	2	3	0
Sir Issac Herron	1	1	0
Max Abmas	1	2	0
Kareem Thompson	2	2	0
DeShang Weaver	1	1	0

ASSIST LEADER

	SEASON	CAREER	CONSEC.
Max Abmas	18	36	0
Kareem Thompson	5	12	0
Francis Lăcis	4	7	0
Jamie Bergens	2	3	0
Carlos Jürgens	4	15	0
Issac McBride	6	6	1
Trey Phipps	3	3	0
DeShang Weaver	0	3	0

GAMES STARTED

	SEASON	CAREER	CONSEC.
DeShang Weaver	28	58	0
Kareem Thompson	29	57	39
Carlos Jürgens	25	47	0
Max Abmas	28	87	87
Francis Lăcis	28	72	36
Issac McBride	4	4	3
Jamie Bergens	1	1	0
Sir Issac Herron	1	1	0
Elijah Lufile	1	10	1

GAMES W/ MADE 3-POINTER

	SEASON	CAREER	CONSEC.
Max Abmas	27	82	2
Trey Phipps	23	23	1
DeShang Weaver	17	64	1
Issac McBride	21	21	2
Francis Lăcis	20	69	1
Kareem Thompson	17	37	2
Carlos Jürgens	12	44	3

Jamie Bergens	5	6	0
Sir Issac Herron	3	3	0
Matthew Henton	1	1	0
Elijah Lawrence	1	1	0
Jonathan Alexandre	0	2	0
TEAM	29	--	304

GAMES W/ A BLOCK

	SEASON	CAREER	CONSEC.
DeShang Weaver	18	50	0
Francis Lăcis	13	48	0
Carlos Jürgens	12	26	0
Kareem Thompson	16	27	0
Nate Clover III	2	8	0
Elijah Lufile	11	13	3
Sir Issac Herron	4	4	0
Trey Phipps	3	3	0
Luka Tekavčić	1	1	0
Max Abmas	3	13	0
TEAM	29	--	30

STATISTICAL MILESTONES

20+ POINTS

MAX ABMAS
 20 at Colorado State (11/9/21)
 23 vs. Rogers State (11/23/21)
 29 vs. Oklahoma State (11/26/21)
 38 vs. Tulsa (11/29/21)
 20 at TCU (12/2/21)
 32 at USD (12/20/21)
 24 vs. Denver (12/30/21)
 20 vs. Omaha (1/1/22)
 38 at St. Thomas (1/6/22)
 32 at Western Illinois (1/8/22)
 26 at Kansas City (1/15/22)
 28 at Omaha (1/27/22)
 28 at Denver (1/29/22)
 33 vs. Western Illinois (2/3/22)
 21 at North Dakota State (2/17/22)
 34 vs. SDSU (2/24/22)

ISSAC MCBRIDE

25 at Central Arkansas (11/20/21)
 23 at North Dakota State (2/17/22)

TREY PHIPPS

22 vs. Haskell (11/18/21)

DESHANG WEAVER

20 vs. Oklahoma State (11/26/21)

FRANCIS LĂCIS

21 vs. UT Arlington (12/16/21)

ELIJAH LUFILÉ

25 vs. St. Thomas (2/5/22)

CARLOS JÜRGENS

25 vs. SDSU (2/24/22)

30+ POINTS

MAX ABMAS
 38 vs. Tulsa (11/29/21)
 32 at USD (12/20/21)
 38 at St. Thomas (1/6/22)
 32 at Western Illinois (1/8/22)
 33 vs. Western Illinois (2/3/22)
 34 vs. SDSU (2/24/22)

10+ REBOUNDS

SIR ISSAC HERRON
 11 vs. Haskell (11/18/21)

CARLOS JÜRGENS

11 vs. Haskell (11/18/21)

FRANCIS LĂCIS

12 vs. Southwestern Christian (11/12/21)
 10 vs. Tulsa (11/29/21)
 11 vs. UT Arlington (12/16/21)
 10 at Omaha (1/27/22)

ELIJAH LUFILÉ

11 at Houston Baptist (12/4/21)
 10 at St. Thomas (1/6/22)
 13 vs. St. Thomas (2/5/22)
 15 vs. Kansas City (2/12/22)

16 vs. SDSU (2/24/22)

KAREEM THOMPSON

12 at Missouri State (12/11/21)
 11 vs. North Dakota (1/20/22)
 10 vs. Western Illinois (2/3/22)

DESHANG WEAVER

10 at Omaha (1/27/22)

5+ ASSISTS

MAX ABMAS
 6 vs. Tulsa (11/29/21)
 6 at TCU (12/2/21)
 6 vs. UT Arlington (12/16/21)
 5 at SDSU (12/22/21)
 11 at Western Illinois (1/8/22)
 8 vs. St. Thomas (2/5/22)

JAMIE BERGENS

5 vs. Haskell (11/18/21)

FRANCIS LĂCIS

5 vs. Oklahoma State (11/26/21)

ISSAC MCBRIDE

5 vs. South Dakota (2/26/22)

KAREEM THOMPSON

6 at Kansas City (1/15/22)

3+ BLOCKS

CARLOS JÜRGENS
 3 vs. Denver (12/30/21)

FRANCIS LĂCIS

4 at Central Arkansas (11/20/21)
 3 vs. UT Arlington (12/16/21)

DESHANG WEAVER

4 vs. Oklahoma State (11/26/21)
 3 vs. Tulsa (11/29/21)
 3 vs. UT Arlington (12/16/21)

ELIJAH LUFILÉ

3 vs. Kansas City (2/12/22)
 3 vs. SDSU (2/24/22)

5+ STEALS

MAX ABMAS
 5 vs. Omaha (1/1/22)



2021-22 DOUBLE-DOUBLES

SIR ISSAC HERRON

12 points, 10 rebounds
vs. Haskell (11/18/21)

FRANCIS LĂCIS

13 points, 12 rebounds
vs. Southwestern Christian (11/12/21)

ELIJAH LUFILÉ

13 points, 11 rebounds
at Houston Baptist (12/4/21)

FRANCIS LĂCIS

21 points, 11 rebounds
vs. UT Arlington (12/16/21)

MAX ABMAS

32 points, 11 assists
at Western Illinois (1/8/22)

KAREEM THOMPSON

15 points, 11 rebounds
vs. North Dakota (1/20/22)

DESHANG WEAVER

13 points, 10 rebounds
at Omaha (1/27/22)

KAREEM THOMPSON

12 points, 10 rebounds
vs. Western Illinois (2/3/22)

ELIJAH LUFILÉ

25 points, 13 rebounds
vs. St. Thomas (2/5/22)

ELIJAH LUFILÉ

17 points, 15 rebounds
vs. Kansas City (2/12/22)

ELIJAH LUFILÉ

13 points, 16 rebounds
vs. SDSU (2/24/22)

ELIJAH LUFILÉ

15 points, 12 rebounds
vs. USD (2/26/22)

ABOUT ORU

Founded in 1963 by evangelist Oral Roberts, ORU is a 400-acre campus located in South Tulsa. ORU boasts a total enrollment of over 4,000 students from all 50 states and more than 30 foreign countries. Some famous ORU alums include entertainer Kathy Lee Gifford, Pulitzer-prize nominated author Clifton Taulbert and two-time NCAA track & field national champion and 2008 Olympic silver medalist Andreotti Bain, 2012 NCAA outdoor national champion Jack Whitt and 2012 Olympians Prince Mumba (Track) and Dominique Allen (Women's Basketball). "The Simpsons" creator Matt Groening briefly attended ORU, and subsequently, many of the characters on the show are modeled after former ORU students and staff members. In fact, if you look closely over Ned Flanders' fireplace, his college diploma reads "Oral Roberts University".

ABOUT THE SUMMIT LEAGUE

Through 38 years of Division I athletics, The Summit League offers 19 championship sports and has a combined enrollment of around 98,000 at nine institutions, including four located in top 60 U.S. metropolitan populations and two land-grant universities. Member institutions include: the University of Denver, University of Missouri-Kansas City, University of North Dakota, North Dakota State University, University of Nebraska Omaha, Oral Roberts University, University of South Dakota, South Dakota State University and Western Illinois University.

The Summit League was previously known as the Mid-Continent Conference before undergoing a rebrand in 2007. The Summit League has produced 15 NCAA National Champions with over 125 All-Americans and 100 Academic All-Americans including numerous student-athletes competing at the highest professional level.

Each year, approximately 3,000 student-athletes continue to raise the bar and help The Summit League reach exceptional success and development. Within the past seven years alone, The Summit League has produced a national postseason team tournament championship, an NCAA semifinal appearance, and eight NCAA Champions. That level of success also carries into the classroom. The Summit League ranked first for NCAA Graduation Success Rate in women's basketball from 2014-16. A total of 21 Summit League teams achieved perfect NCAA Academic Progress Rate scores in the most recently released figures, while 23 other teams garnered NCAA Public Recognition Awards for top academic progress rates.

2021-22 #ORUMBB Game Notes - 8

THE LAST TIME ...

ORU Scored 100 Points	102 vs. SDSU (2/24/22)
Opponent Scored 100 Points	106 vs. SDSU (2/24/22)
ORU Scored Fewer than 60 Points	59 at North Dakota State (2/17/21)
Opponent Scored Fewer than 60 Points	50 vs. Southwestern Christian (11/12/21)
ORU Scored Fewer than 50 Points	48 at Penn State (11/24/17)
Opponent Scored Fewer than 50 Points	31 vs. Rogers State (11/23/21)
ORU Won by 30 Points	45 (107-62) vs. Omaha (1/1/22)
Opponent Won by 30 Points	34 (84-50) at Missouri State (11/6/18)
ORU shot 65% from the floor	67% (34-51) at Oakland (1/3/12)
Opponent shot 65% from the floor	66% (29-44) vs. Kansas City (1/24/21)
ORU shot 60% from the floor	62.9% (44-70) vs. Western Illinois (2/27/20)
Opponent shot 60% from the floor	63% (40-64) at South Dakota State (1/2/20)
ORU shot less than 35% from the floor	34.4% (22-64) at North Dakota State (2/17/22)
Opponent shot less than 35% from the floor	28.6% (18-63) vs. Omaha (1/1/22)
ORU shot 50% from beyond the arc	50.0% (17-34) at Kansas City (1/15/22)
ORU shot 75% from beyond the arc	81.8% (9-11) at SLU (1/3/13)
Opponent shot 50% from beyond the arc	52.6% (13-16) at North Dakota State (2/17/22)
ORU shot less than 20% from beyond the arc	13.0% (3-23) at Wichita State (11/23/19)
ORU shot less than 10% from beyond the arc	9.5% (2-21) vs. Montana (11/21/16)
Opponent shot less than 20% from beyond the arc	19.0% (4-21) at Missouri State (12/11/21)
ORU made 10 three-pointers	11 vs. South Dakota (2/26/22)
Opponent made 10 three-pointers	10 at North Dakota State (2/17/22)
ORU made 15 three-pointers	17 at Kansas City (1/15/22)
Opponent made 15 three-pointers	16 vs. Western Illinois (2/27/21)
ORU made 20 three-pointers	21 vs. Southwestern Christian (11/12/21)
Opponent made 20 three-pointers	20 at Fort Wayne (12/31/16)
ORU failed to make a three-point attempt	0-7 at Memphis (12/28/12)
Opponent failed to make a three-point attempt	0-15 vs. Little Rock (12/19/16)
ORU shot less than 50% from the FT line	42.9% (3-7) at Missouri State (12/11/21)
Opponent shot less than 50% from the FT line	42% (5-12) vs. Rogers State (11/19/19)
ORU had 20 Offensive Rebounds	29 vs. Haskell (11/18/21)
Opponent had 20 Offensive Rebounds	24 at Arkansas (12/20/20)
ORU had 20 Assists	20 vs. St. Thomas (2/5/22)
ORU had 25 Assists	26 vs. Southwestern Christian (12/12/20)
ORU had 10 Steals	11 vs. Omaha (1/1/22)
ORU committed 20 Turnovers	20 vs. Rogers State (11/19/19)
Opponent committed 20 Turnovers	24 vs. Haskell (11/18/21)
ORU committed 25 Turnovers	27 at Arkansas (12/19/17)
ORU committed fewer than five Turnovers	4 at North Dakota State (2/6/21)
ORU had a 20-point scorer	vs. SDSU (Abmas-34, Jurgens-25) (2/24/22)
ORU had two 20-point scorers	vs. SDSU (Abmas-34, Jurgens-25) (2/24/22)
ORU had three 20-point scorers	vs. Omaha (Owens-28, Martin-26, Bradley-24) (1/21/17)
ORU had five double-figure scorers	vs. South Dakota (2/26/22)
Opponent had five double-figure scorers	at Western Illinois (1/8/22)
ORU had six double-figure scorers	vs. South Dakota State (3/8/21)
Opponent had six double-figure scorers	vs. Southwestern Christian (12/12/21)
ORU had all 5 starters score in double figures	vs. South Dakota State (3/8/21)
ORU's bench out-scored its starters	(50-38) vs. St. Thomas (2/5/22)
ORU had two double-figure rebounders	at Omaha (Lacis-10, Weaver-10) (1/27/22)
Opp had two double-figure rebounders	vs. South Dakota (Peterson-12, Kelley-10) (1/17/19)
ORU had a double-double	vs. South Dakota (Lufilé 15 pts/12 reb) (2/26/22)
ORU had two double-doubles	vs. Western Ill. (Nzekwesi-13/13, Burns-15/10 ast.) (2/27/20)
ORU had three double-doubles	vs. East Texas Baptist (Owens, Nzekwesi, Harris) (1/23/18)
ORU scored 50 points in first half	50 vs. SDSU (2/24/22)
ORU scored 50 points in second half	52 at North Dakota (2/19/22)
ORU scored 60 points in a half	63 vs. Western Illinois (2/3/22)
Opponent scored less than 20 points in first half	14 vs. Rogers State (11/23/21)
Opponent scored less than 20 points in second half	17 vs. Rogers State (11/23/21)
ORU defeated a ranked opponent	75-72 (#7) vs. Ohio State (OT), NCAA 1st Round (3/19/21)
ORU won a single-overtime game	75-72 vs. Ohio State (3/19/21)
ORU won a double-overtime game	74-66 at Little Rock (12/2/17)
A Golden Eagle had a 20/10 Performance (PTS/REB)	Lufilé (25/13) vs. St. Thomas (2/5/22)
A Golden Eagle had a 20/20 Performance (PTS/REB)	Damen Bell-Holter (25/20) vs. NW St. (1/10/13)
A Golden Eagle Scored 30 Points	34 - Max Abmas vs. SDSU (2/24/22)
An Opponent Scored 30 Points	30 - Jeriah Horne vs. Tulsa (11/29/21)
A Golden Eagle Scored 40 Points	41 - Max Abmas vs. Western Illinois (2/27/21)
A Golden Eagle had 15 Rebounds	16 - Elijah Lufilé vs. SDSU (2/24/22)
A Golden Eagle had 20 Rebounds	21 - D'Mauria Jones vs. Bacone (12/15/20)
A Golden Eagle had 10 Assists	11 - Max Abmas at Western Illinois (1/8/22)
An Opponent had 10 Assists	10 - Manu Lecomte at Baylor (11/11/16)
A Golden Eagle had five Steals	5 - Max Abmas vs. Omaha (1/1/22)
A Golden Eagle had five Blocks	7 - Albert Owens vs. Oakland (11/27/17)
An Opponent had five Blocks	8 - Yor Anei, Oklahoma State (11/6/19)
The Golden Eagles won a game at the buzzer	at Western Illinois (1/8/21)
An Opponent won a game at the buzzer	vs. North Dakota State (1/22/22)



2021-22 Oral Roberts Men's Basketball Combined Team Statistics All games

Page 1/1
as of Mar 02, 2022

Game Records

Record	Overall	Home	Away	Neutral
ALL GAMES	18-11	10-5	8-6	0-0
CONFERENCE	12-6	5-4	7-2	0-0
NON-CONFERENCE	6-5	5-1	1-4	0-0

Score by Periods

Team	1st	2nd	OT	TOT
Oral Roberts	1107	1304	19	2430
Opponents	1001	1121	24	2146

Team Box Score

No.	Player				Total		3-Point		F-Throw		Rebounds											
		GP-GS	MIN	AVG	FG-FGA	FG%	3FG-3FGA	3FG%	FT-FTA	FT%	OFF	DEF	TOT	AVG	PF	DQ	A	TO	BLK	STL	PTS	AVG
3	ABMAS, Max	28-28	1031:39	36.8	209-498	.420	109-278	.392	108-127	.850	7	89	96	3.4	53	0	104	68	3	28	635	22.7
10	MCBRIDE, Issac	28-4	631:22	22.5	117-250	.468	43-97	.443	63-76	.829	8	61	69	2.5	44	0	42	33	0	21	340	12.1
20	PHIPPS, Trey	29-0	621:13	21.4	86-201	.428	47-114	.412	37-45	.822	10	57	67	2.3	41	0	36	27	3	18	256	8.8
14	WEAVER, DeShang	29-28	623:50	21.5	96-208	.462	35-102	.343	14-22	.636	37	82	119	4.1	64	0	10	26	34	8	241	8.3
2	THOMPSON, Kareem	29-29	749:21	25.8	91-193	.472	27-77	.351	20-27	.741	42	127	169	5.8	46	0	51	35	22	24	229	7.9
1	LUFIL, Elijah	26-1	402:53	15.5	90-123	.732	0-0	.000	22-50	.440	86	89	175	6.7	42	2	2	17	17	3	202	7.8
22	LACIS, Francis	28-28	716:16	25.6	70-162	.432	49-118	.415	6-13	.462	32	138	170	6.1	65	1	37	30	21	26	195	7.0
11	JÜRGENS, Carlos	28-25	634:11	22.6	72-169	.426	19-79	.241	27-48	.563	13	93	106	3.8	50	1	41	28	15	14	190	6.8
12	HENTON, Matthew	1-0	03:45	3.8	1-2	.500	1-1	1.000	1-2	.500	0	1	1	1.0	0	0	0	0	0	0	4	4.0
23	HERRON, Sir Issac	24-1	141:55	5.9	18-33	.545	5-10	.500	17-24	.708	18	28	46	1.9	21	0	2	7	5	9	58	2.4
13	CLOVER III, Nate	14-0	85:39	6.1	13-23	.565	0-0	.000	6-6	1.000	11	21	32	2.3	7	0	0	7	4	1	32	2.3
4	BERGENS, Jamie	13-1	98:54	7.6	9-28	.321	6-13	.462	4-6	.667	4	7	11	0.8	7	0	15	5	0	5	28	2.2
25	LAWRENCE, Elijah	5-0	26:60	5.4	2-8	.250	1-4	.250	0-0	.000	0	3	3	0.6	0	0	4	1	0	3	5	1.0
33	TEKAVCIC, Luka	5-0	21:21	4.3	2-4	.500	0-1	.000	0-0	.000	0	7	7	1.4	2	0	3	3	1	0	4	0.8
45	PLET, Ismael	16-0	60:41	3.8	5-12	.417	0-0	.000	1-3	.333	6	13	19	1.2	7	0	0	1	0	3	11	0.7
Team											45	37	82					9				
Total		29	5850		881-1914	.460	342-894	.383	326-449	.726	319	853	1172	40.4	449	4	347	297	125	163	2430	83.8
Opponents		29	5850		803-1860	.432	220-665	.331	320-451	.710	270	767	1037	35.8	452	4	317	309	94	163	2146	74.0

Team Statistics

	ORU	OPP
Scoring	2430	2146
Points per game	83.8	74.0
Scoring margin	+9.8	-
Field goals-att	881-1914	803-1860
Field goal pct	.460	.432
3 point fg-att	342-894	220-665
3-point FG pct	.383	.331
3-pt FG made per game	11.8	7.6
Free throws-att	326-449	320-451
Free throw pct	.726	.710
F-Throws made per game	11.2	11.0
Rebounds	1172	1037
Rebounds per game	40.4	35.8
Rebounding margin	+4.7	-
Assists	347	317
Assists per game	12.0	10.9
Turnovers	297	309
Turnovers per game	10.2	10.7
Turnover margin	+0.4	-
Assist/turnover ratio	1.2	1.0
Steals	163	163
Steals per game	5.6	5.6
Blocks	125	94
Blocks per game	4.3	3.2
Winning streak	0	-
Home win streak	0	-
Attendance	60714	31025
Home games-Avg/Game	15-4048	14-2216
Neutral site-Avg/Game	-	0-0

Team Results

Date	Opponent		Score	Att.
11/09/2021	at Colorado St.	L	80-109	7287
11/12/2021	Southwestern Christ.	W	121-50	3714
11/18/2021	Haskell	W	89-46	3112
11/20/2021	at Central Ark.	L	67-70	685
11/23/2021	Rogers St.	W	91-31	2974
11/26/2021	Oklahoma St.	Lot	77-78	6094
11/29/2021	Tulsa	W	87-80	5239
12/02/2021	at TCU	L	63-71	5023
12/04/2021	at Houston Baptist	W	85-67	1000
12/11/2021	at Missouri St.	L	60-69	4002
12/16/2021	UT Arlington	W	71-62	3238
12/20/2021	at South Dakota	W	82-73	1516
12/22/2021	at South Dakota St.	L	76-82	1955
12/30/2021	Denver	W	83-66	2896
01/01/2022	Omaha	W	107-62	2136
01/06/2022	at St. Thomas (MN)	W	81-66	1241
01/08/2022	at Western Ill.	W	87-86	1022
01/15/2022	at Kansas City	W	84-72	766
01/20/2022	North Dakota	W	80-76	3819
01/22/2022	North Dakota St.	L	71-72	4233
01/27/2022	at Omaha	W	100-88	1688
01/29/2022	at Denver	W	89-80	839
02/03/2022	Western Ill.	L	85-90	4136
02/05/2022	St. Thomas (MN)	W	88-66	4412
02/12/2022	Kansas City	W	91-86	4453
02/17/2022	at North Dakota St.	L	59-77	2601
02/19/2022	at North Dakota	W	87-73	1400
02/24/2022	South Dakota St.	Lot	102-106	4894
02/26/2022	South Dakota	L	87-92	5364





2021-22 Oral Roberts Men's Basketball
Points-rebounds-assists
All games

Page 1/2
as of Mar 02, 2022

Opponent	Date	Score		1 LUFIL,ELI	2 THOMPSON,K	3 ABMAS,MAX	4 BERGENS,JA	10 MCBRIDE,IS	11 JÜRGENS,CA	12 HENTON,MAT	13 CLOVER III	14 WEAVER,DES	20 PHIPPS,TRE	22 LÄCIS,FRAN
at Colorado St.	11/09/2021	80-109	L	0-1-0	3-8-3	20-2-2	0-0-1	12-3-1	15-4-3	DNP	2-3-0	11-4-0	8-0-1	4-5-1
Southwestern Christ.	11/12/2021	121-50	W	10-4-0	9-7-3	16-1-3	8-2-3	8-1-3	14-1-2	DNP	2-4-0	13-5-1	8-1-1	13-12-1
Haskell	11/18/2021	89-46	W	3-8-0	8-4-1	DNP	8-2-5	DNP	4-11-4	4-1-0	11-8-0	13-1-1	22-4-1	DNP
at Central Ark.	11/20/2021	67-70	L	DNP	12-9-1	8-5-1	DNP	25-2-0	6-2-1	DNP	2-3-0	4-4-2	10-1-1	0-8-3
Rogers St.	11/23/2021	91-31	W	10-7-1	4-8-0	23-2-2	3-2-2	17-3-0	7-4-2	DNP	3-2-0	2-2-0	9-1-4	3-4-1
Oklahoma St.	11/26/2021	77-78	Lot	1-3-0	2-5-1	29-4-2	DNP	4-1-2	5-6-2	DNP	DNP	20-7-0	3-1-3	13-7-5
Tulsa	11/29/2021	87-80	W	DNP	8-4-3	38-3-6	0-0-0	6-3-0	9-5-3	DNP	0-0-0	13-6-1	7-1-1	6-10-2
at TCU	12/02/2021	63-71	L	0-4-0	9-4-4	20-5-6	DNP	5-0-0	0-5-1	DNP	0-0-0	9-7-0	6-2-0	14-5-4
at Houston Baptist	12/04/2021	85-67	W	13-11-0	9-4-0	18-0-4	1-0-0	8-3-2	2-5-2	DNP	0-1-0	12-1-0	14-1-0	3-6-1
at Missouri St.	12/11/2021	60-69	L	2-5-0	7-12-1	19-3-1	DNP	4-1-0	6-4-1	DNP	DNP	15-6-0	5-1-1	2-7-1
UT Arlington	12/16/2021	71-62	W	6-4-0	0-4-1	11-6-6	DNP	1-1-0	4-2-3	DNP	DNP	18-3-2	10-3-5	21-11-0
at South Dakota	12/20/2021	82-73	W	2-4-0	7-5-0	32-4-4	DNP	16-4-0	8-1-0	DNP	DNP	2-4-0	13-2-1	0-5-2
at South Dakota St.	12/22/2021	76-82	L	6-6-0	19-7-1	19-3-5	DNP	8-4-2	5-2-0	DNP	DNP	5-4-0	10-1-1	4-9-2
Denver	12/30/2021	83-66	W	2-1-0	6-10-0	24-4-3	3-0-1	15-1-2	4-6-0	DNP	0-2-0	15-4-1	11-3-0	3-4-0
Omaha	01/01/2022	107-62	W	10-9-0	11-6-2	20-2-4	5-3-3	8-4-4	10-3-3	DNP	8-7-0	0-2-0	12-5-2	14-2-1
at St. Thomas (MN)	01/06/2022	81-66	W	7-10-0	5-3-2	38-6-4	DNP	11-5-3	2-2-0	DNP	DNP	3-4-0	9-3-0	6-7-0
at Western Ill.	01/08/2022	87-86	W	18-4-0	2-2-2	32-5-11	0-0-0	15-3-0	DNP	DNP	0-0-0	11-4-0	9-3-3	0-6-0
at Kansas City	01/15/2022	84-72	W	4-10-1	15-9-6	26-4-4	DNP	11-1-0	1-4-3	DNP	DNP	10-2-0	14-3-0	3-5-1
North Dakota	01/20/2022	80-76	W	DNP	15-11-2	19-3-2	DNP	10-2-1	4-2-3	DNP	DNP	15-6-0	11-1-1	4-7-1
North Dakota St.	01/22/2022	71-72	L	2-4-0	11-6-1	18-4-1	DNP	15-3-2	6-6-2	DNP	DNP	4-5-0	8-3-1	3-4-2
at Omaha	01/27/2022	100-88	W	13-5-0	9-6-2	28-1-4	0-1-0	18-3-1	6-3-3	DNP	2-1-0	13-10-0	6-5-2	5-10-2
at Denver	01/29/2022	89-80	W	10-8-0	2-4-1	28-4-4	0-0-0	11-2-0	5-6-1	DNP	DNP	15-2-0	7-3-1	11-5-2
Western Ill.	02/03/2022	85-90	L	2-2-0	12-10-3	33-1-3	DNP	14-5-2	5-3-0	DNP	DNP	4-3-0	4-2-0	9-3-0
St. Thomas (MN)	02/05/2022	88-66	W	25-13-0	8-3-5	10-5-8	0-1-0	13-2-2	12-7-1	DNP	DNP	2-6-1	10-2-1	6-2-1
Kansas City	02/12/2022	91-86	W	17-15-0	10-5-2	19-2-3	DNP	16-1-4	3-1-0	DNP	DNP	0-3-1	8-6-1	18-3-0
at North Dakota St.	02/17/2022	59-77	L	4-3-0	0-2-0	21-4-0	0-0-0	23-2-1	0-4-0	DNP	DNP	4-3-0	4-1-1	3-6-0
at North Dakota	02/19/2022	87-73	W	7-6-0	15-4-2	18-5-4	DNP	14-6-3	10-3-0	DNP	2-1-0	2-2-0	9-3-1	10-3-1
South Dakota St.	02/24/2022	102-106	Lot	13-16-0	3-7-0	34-4-4	DNP	18-0-2	25-4-0	DNP	0-0-0	1-6-0	6-1-1	2-8-0
South Dakota	02/26/2022	87-92	L	15-12-0	8-0-2	14-4-3	DNP	14-3-5	12-0-1	DNP	DNP	5-3-0	3-4-1	15-6-3

Opponent	Date	Score		23 HERRON,SIR	25 LAWRENCE,E	33 TEKAVCIC,L	45 PLET,ISMAE
at Colorado St.	11/09/2021	80-109	L	5-3-0	DNP	DNP	0-0-0
Southwestern Christ.	11/12/2021	121-50	W	13-2-1	3-0-2	2-2-1	2-3-0
Haskell	11/18/2021	89-46	W	12-10-0	0-2-1	0-1-1	4-7-0
at Central Ark.	11/20/2021	67-70	L	DNP	DNP	DNP	0-0-0
Rogers St.	11/23/2021	91-31	W	8-7-0	2-1-1	0-2-0	0-3-0
Oklahoma St.	11/26/2021	77-78	Lot	0-0-0	DNP	DNP	DNP
Tulsa	11/29/2021	87-80	W	DNP	DNP	DNP	DNP
at TCU	12/02/2021	63-71	L	0-0-0	DNP	DNP	DNP
at Houston Baptist	12/04/2021	85-67	W	5-4-0	0-0-0	DNP	0-1-0
at Missouri St.	12/11/2021	60-69	L	0-0-0	DNP	DNP	0-0-0
UT Arlington	12/16/2021	71-62	W	0-0-0	DNP	DNP	DNP
at South Dakota	12/20/2021	82-73	W	2-1-1	DNP	DNP	0-2-0
at South Dakota St.	12/22/2021	76-82	L	0-0-0	DNP	DNP	0-0-0
Denver	12/30/2021	83-66	W	0-0-0	DNP	DNP	DNP
Omaha	01/01/2022	107-62	W	4-5-0	DNP	2-1-0	3-2-0
at St. Thomas (MN)	01/06/2022	81-66	W	0-4-0	DNP	DNP	DNP
at Western Ill.	01/08/2022	87-86	W	0-1-0	DNP	DNP	0-1-0
at Kansas City	01/15/2022	84-72	W	DNP	DNP	DNP	DNP
North Dakota	01/20/2022	80-76	W	2-0-0	DNP	DNP	0-0-0
North Dakota St.	01/22/2022	71-72	L	4-1-0	DNP	DNP	DNP
at Omaha	01/27/2022	100-88	W	0-3-0	DNP	DNP	DNP
at Denver	01/29/2022	89-80	W	DNP	DNP	DNP	DNP
Western Ill.	02/03/2022	85-90	L	2-3-0	DNP	DNP	0-0-0
St. Thomas (MN)	02/05/2022	88-66	W	0-0-0	0-0-0	0-1-1	2-0-0
Kansas City	02/12/2022	91-86	W	0-0-0	DNP	DNP	DNP
at North Dakota St.	02/17/2022	59-77	L	0-0-0	DNP	DNP	0-0-0
at North Dakota	02/19/2022	87-73	W	DNP	DNP	DNP	DNP
South Dakota St.	02/24/2022	102-106	Lot	0-0-0	DNP	DNP	DNP
South Dakota	02/26/2022	87-92	L	1-2-0	DNP	DNP	0-0-0





2021-22 Oral Roberts Men's Basketball Opponents Game-by-Game All games

Page 1/1
as of Mar 02, 2022

				Total		3-Pointers		Free throws		Rebounds											
Opponent	Date	Score		FG-FGA	PCT	3FG-3FGA	PCT	FT-FTA	PCT	OFF	DEF	TOT	AVG	PF	A	TO	BLK	STL	PTS	AVG	
at Colorado St.	11/09/2021	80-109	L	43-73	.589	11-24	.458	12-14	.857	8	37	45	45.0	12	20	5	9	4	109	109.0	
Southwestern Christ.	11/12/2021	121-50	W	20-55	.364	6-18	.333	4-7	.571	6	20	26	35.5	13	7	25	2	5	50	79.5	
Haskell	11/18/2021	89-46	W	15-54	.278	7-32	.219	9-10	.900	7	19	26	32.3	24	6	24	1	12	46	68.3	
at Central Ark.	11/20/2021	67-70	L	27-63	.429	7-24	.292	9-11	.818	10	34	44	35.3	16	13	16	3	5	70	68.8	
Rogers St.	11/23/2021	91-31	W	11-53	.208	2-18	.111	7-12	.583	9	18	27	33.6	15	1	19	1	8	31	61.2	
Oklahoma St.	11/26/2021	77-78	Lot	33-78	.423	2-16	.125	10-14	.714	17	34	51	36.5	17	9	10	8	7	78	64.0	
Tulsa	11/29/2021	87-80	W	31-65	.477	12-24	.500	6-9	.667	10	22	32	35.9	14	13	10	0	8	80	66.3	
at TCU	12/02/2021	63-71	L	30-68	.441	6-20	.300	5-9	.556	17	26	43	36.8	12	13	10	8	8	71	66.9	
at Houston Baptist	12/04/2021	85-67	W	26-56	.464	6-21	.286	9-15	.600	9	21	30	36.0	24	11	16	4	4	67	66.9	
at Missouri St.	12/11/2021	60-69	L	23-58	.397	4-21	.190	19-24	.792	8	30	38	36.2	13	8	11	4	11	69	67.1	
UT Arlington	12/16/2021	71-62	W	25-63	.397	5-17	.294	7-12	.583	13	31	44	36.9	15	10	13	6	6	62	66.6	
at South Dakota	12/20/2021	82-73	W	29-65	.446	4-18	.222	11-17	.647	8	23	31	36.4	10	8	3	0	5	73	67.2	
at South Dakota St.	12/22/2021	76-82	L	30-57	.526	6-16	.375	16-20	.800	5	28	33	36.2	9	14	10	3	5	82	68.3	
Denver	12/30/2021	83-66	W	25-64	.391	7-23	.304	9-12	.750	9	26	35	36.1	10	10	13	6	6	66	68.1	
Omaha	01/01/2022	107-62	W	18-63	.286	8-34	.235	18-28	.643	7	24	31	35.7	17	8	18	1	7	62	67.7	
at St. Thomas (MN)	01/06/2022	81-66	W	27-68	.397	7-34	.206	5-8	.625	7	22	29	35.3	17	8	6	4	6	66	67.6	
at Western Ill.	01/08/2022	87-86	W	26-64	.406	9-26	.346	25-30	.833	12	31	43	35.8	17	14	10	1	4	86	68.7	
at Kansas City	01/15/2022	84-72	W	26-60	.433	5-15	.333	15-21	.714	5	23	28	35.3	19	14	7	2	6	72	68.9	
North Dakota	01/20/2022	80-76	W	31-77	.403	11-39	.282	3-5	.600	18	28	46	35.9	18	12	5	3	3	76	69.3	
North Dakota St.	01/22/2022	71-72	L	25-60	.417	9-22	.409	13-21	.619	6	27	33	35.8	13	9	9	1	6	72	69.4	
at Omaha	01/27/2022	100-88	W	33-77	.429	9-22	.409	13-18	.722	14	24	38	35.9	12	12	5	2	4	88	70.3	
at Denver	01/29/2022	89-80	W	26-57	.456	12-27	.444	16-19	.842	5	26	31	35.6	15	13	8	4	4	80	70.7	
Western Ill.	02/03/2022	85-90	L	36-71	.507	15-30	.500	3-8	.375	10	30	40	35.8	16	13	11	5	5	90	71.6	
St. Thomas (MN)	02/05/2022	88-66	W	27-66	.409	6-25	.240	6-9	.667	10	22	32	35.7	13	8	6	1	4	66	71.3	
Kansas City	02/12/2022	91-86	W	32-62	.516	13-23	.565	9-17	.529	7	23	30	35.4	28	15	10	3	4	86	71.9	
at North Dakota St.	02/17/2022	59-77	L	27-53	.509	10-19	.526	13-16	.813	5	34	39	35.6	9	13	8	6	2	77	72.1	
at North Dakota	02/19/2022	87-73	W	23-61	.377	7-24	.292	20-26	.769	11	29	40	35.7	21	11	10	2	3	73	72.1	
South Dakota St.	02/24/2022	102-106	Lot	41-78	.526	6-15	.400	18-26	.692	7	29	36	35.8	16	12	3	4	5	106	73.4	
South Dakota	02/26/2022	87-92	L	37-71	.521	8-18	.444	10-13	.769	10	26	36	35.8	17	12	8	0	6	92	74.0	
Total		2146		803-1860	.432	220-665	.331	320-451	.710	270	767	1037	35.8	452	317	309	94	163	2146	74.0	
Oral Roberts		2430		881-1914	.460	342-894	.383	326-449	.726	319	853	1172	40.4	449	347	297	125	163	2430	83.8	

Opponents Averages

Games Played	Points/game	FG Pct	3FG Pct	FT Pct	Rebounds/game	Assists/game	Turnovers/game	Assist/Turnover ratio	Steals/game	Blocks/game
29	74.0	43.2	33.1	71.0	35.8	10.9	10.7	1.0	5.6	3.2





2021-22 Oral Roberts Men's Basketball Season/Career Statistics All games

Page 1/1
as of Mar 02, 2022

Summary

Player	Season Statistics										Career Statistics									
	GP-GS	MIN/G	FG%	3FG%	FT%	R/G	A/G	STL	BLK	PTS/G	GP-GS	MIN/G	FG%	3FG%	FT%	R/G	A/G	STL	BLK	PTS/G
ABMAS, Max	28-28	36.8	.420	.392	.850	3.4	3.7	28	3	22.7	87-87	34.2	.437	.395	.864	2.9	2.9	101	15	20.3
BERGENS, Jamie	13-1	7.6	.321	.462	.667	0.8	1.2	5	0	2.2	22-1	7.6	.302	.333	.800	0.7	1.0	6	0	1.9
CLOVER III, Nate	14-0	6.1	.565	.000	1.000	2.3	0.0	1	4	2.3	29-0	6.3	.523	.000	.833	2.1	0.0	3	15	1.9
HENTON, Matthew	1-0	3.8	.500	1.000	.500	1.0	0.0	0	0	4.0	1-0	3.8	.500	1.000	.500	1.0	0.0	0	0	4.0
HERRON, Sir Issac	24-1	5.9	.545	.500	.708	1.9	0.1	9	5	2.4	24-1	5.9	.545	.500	.708	1.9	0.1	9	5	2.4
JÜRGENS, Carlos	28-25	22.6	.426	.241	.563	3.8	1.5	14	15	6.8	87-47	23.2	.393	.293	.619	2.8	1.7	67	37	5.7
LĂCIS, Francis	28-28	25.6	.432	.415	.462	6.1	1.3	26	21	7.0	112-73	19.7	.411	.363	.500	3.8	1.0	62	67	4.8
LAWRENCE, Elijah	5-0	5.4	.250	.250	.000	0.6	0.8	3	0	1.0	5-0	5.4	.250	.250	.000	0.6	0.8	3	0	1.0
LUFILÉ, Elijah	26-1	15.5	.732	.000	.440	6.7	0.1	3	17	7.8	52-10	15.3	.640	.000	.514	6.0	0.1	16	19	6.7
MCBRIDE, Issac	28-4	22.5	.468	.443	.829	2.5	1.5	21	0	12.1	28-4	22.5	.468	.443	.829	2.5	1.5	21	0	12.1
PHIPPS, Trey	29-0	21.4	.428	.412	.822	2.3	1.2	18	3	8.8	29-0	21.4	.428	.412	.822	2.3	1.2	18	3	8.8
PLET, Ismael	16-0	3.8	.417	.000	.333	1.2	0.0	3	0	0.7	28-0	4.1	.435	.000	.455	1.3	0.0	7	0	0.9
TEKAVCIC, Luka	5-0	4.3	.500	.000	.000	1.4	0.6	0	1	0.8	5-0	4.3	.500	.000	.000	1.4	0.6	0	1	0.8
THOMPSON, Kareem	29-29	25.8	.472	.351	.741	5.8	1.8	24	22	7.9	58-57	27.5	.448	.372	.716	4.8	1.8	55	37	8.3
WEAVER, DeShang	29-28	21.5	.462	.343	.636	4.1	0.3	8	34	8.3	90-58	21.7	.442	.384	.727	3.1	0.5	31	80	8.1

Scoring

Player	Season Statistics								Career Statistics							
	FG-FGA	FG%	3FG-3FGA	3FG%	FT-FTA	FT%	PTS	PTS/G	FG-FGA	FG%	3FG-3FGA	3FG%	FT-FTA	FT%	PTS	PTS/G
ABMAS, Max	209-498	.420	109-278	.392	108-127	.850	635	22.7	591-1352	.437	296-749	.395	291-337	.864	1769	20.3
BERGENS, Jamie	9-28	.321	6-13	.462	4-6	.667	28	2.2	13-43	.302	7-21	.333	8-10	.800	41	1.9
CLOVER III, Nate	13-23	.565	0-0	.000	6-6	1.000	32	2.3	23-44	.523	0-0	.000	10-12	.833	56	1.9
HENTON, Matthew	1-2	.500	1-1	1.000	1-2	.500	4	4.0	1-2	.500	1-1	1.000	1-2	.500	4	4.0
HERRON, Sir Issac	18-33	.545	5-10	.500	17-24	.708	58	2.4	18-33	.545	5-10	.500	17-24	.708	58	2.4
JÜRGENS, Carlos	72-169	.426	19-79	.241	27-48	.563	190	6.8	178-453	.393	71-242	.293	73-118	.619	500	5.7
LĂCIS, Francis	70-162	.432	49-118	.415	6-13	.462	195	7.0	191-465	.411	122-336	.363	29-58	.500	533	4.8
LAWRENCE, Elijah	2-8	.250	1-4	.250	0-0	.000	5	1.0	2-8	.250	1-4	.250	0-0	.000	5	1.0
LUFILÉ, Elijah	90-123	.732	0-0	.000	22-50	.440	202	7.8	146-228	.640	0-0	.000	55-107	.514	347	6.7
MCBRIDE, Issac	117-250	.468	43-97	.443	63-76	.829	340	12.1	117-250	.468	43-97	.443	63-76	.829	340	12.1
PHIPPS, Trey	86-201	.428	47-114	.412	37-45	.822	256	8.8	86-201	.428	47-114	.412	37-45	.822	256	8.8
PLET, Ismael	5-12	.417	0-0	.000	1-3	.333	11	0.7	10-23	.435	0-0	.000	5-11	.455	25	0.9
TEKAVCIC, Luka	2-4	.500	0-1	.000	0-0	.000	4	0.8	2-4	.500	0-1	.000	0-0	.000	4	0.8
THOMPSON, Kareem	91-193	.472	27-77	.351	20-27	.741	229	7.9	184-411	.448	64-172	.372	48-67	.716	480	8.3
WEAVER, DeShang	96-208	.462	35-102	.343	14-22	.636	241	8.3	270-611	.442	146-380	.384	40-55	.727	726	8.1

Totals

Player	Season Statistics									Career Statistics								
	O-REB	D-REB	TOTAL	PF	FO	A	TO	A/TO		O-REB	D-REB	TOTAL	PF	FO	A	TO	A/TO	
ABMAS, Max	7	89	96	53	0	104	68	1.5		31	222	253	164	2	253	164	1.5	
BERGENS, Jamie	4	7	11	7	0	15	5	3.0		4	11	15	17	0	22	12	1.8	
CLOVER III, Nate	11	21	32	7	0	0	7	0.0		19	41	60	26	0	1	18	0.1	
HENTON, Matthew	0	1	1	0	0	0	0	0.0		0	1	1	0	0	0	0	0.0	
HERRON, Sir Issac	18	28	46	21	0	2	7	0.3		18	28	46	21	0	2	7	0.3	
JÜRGENS, Carlos	13	93	106	50	1	41	28	1.5		28	217	245	151	2	152	108	1.4	
LĂCIS, Francis	32	138	170	65	1	37	30	1.2		101	321	422	243	5	110	98	1.1	
LAWRENCE, Elijah	0	3	3	0	0	4	1	4.0		0	3	3	0	0	4	1	4.0	
LUFILÉ, Elijah	86	89	175	42	2	2	17	0.1		160	154	314	94	3	7	40	0.2	
MCBRIDE, Issac	8	61	69	44	0	42	33	1.3		8	61	69	44	0	42	33	1.3	
PHIPPS, Trey	10	57	67	41	0	36	27	1.3		10	57	67	41	0	36	27	1.3	
PLET, Ismael	6	13	19	7	0	0	1	0.0		9	28	37	18	0	0	5	0.0	
TEKAVCIC, Luka	0	7	7	2	0	3	3	1.0		0	7	7	2	0	3	3	1.0	
THOMPSON, Kareem	42	127	169	46	0	51	35	1.5		74	202	276	90	0	107	78	1.4	
WEAVER, DeShang	37	82	119	64	0	10	26	0.4		70	208	278	191	3	49	73	0.7	



2021-22 Oral Roberts Men's Basketball Combined Team Statistics In Conference games

Page 1/1
as of Mar 02, 2022

Game Records

Record	Overall	Home	Away	Neutral
ALL GAMES	12-6	5-4	7-2	0-0
CONFERENCE	12-6	5-4	7-2	0-0
NON-CONFERENCE	0-0	0-0	0-0	0-0

Score by Periods

Team	1st	2nd	OT	TOT
Oral Roberts	715	810	14	1539
Opponents	666	729	18	1413

Team Box Score

No.	Player				Total		3-Point		F-Throw		Rebounds											
		GP-GS	MIN	AVG	FG-FGA	FG%	3FG-3FGA	3FG%	FT-FTA	FT%	OFF	DEF	TOT	AVG	PF	DQ	A	TO	BLK	STL	PTS	AVG
3	ABMAS, Max	18-18	692:32	38.5	143-339	.422	67-181	.370	80-95	.842	6	59	65	3.6	32	0	71	45	3	18	433	24.1
10	MCBRIDE, Issac	18-4	460:21	25.6	87-182	.478	29-66	.439	47-57	.825	8	43	51	2.8	36	0	34	24	0	14	250	13.9
1	LUFIL, Elijah	17-1	308:35	18.2	71-91	.780	0-0	.000	15-34	.441	60	68	128	7.5	37	2	1	13	15	3	157	9.2
2	THOMPSON, Kareem	18-18	483:53	26.9	63-128	.492	17-47	.362	15-21	.714	20	80	100	5.6	35	0	33	20	15	11	158	8.8
20	PHIPPS, Trey	18-0	363:38	20.2	52-117	.444	26-62	.419	24-28	.857	7	44	51	2.8	22	0	18	14	2	9	154	8.6
11	JÜRGENS, Carlos	17-14	345:41	20.3	47-96	.490	13-40	.325	11-23	.478	5	52	57	3.4	33	1	17	12	9	5	118	6.9
22	LĂCIS, Francis	18-18	438:22	24.4	40-95	.421	31-72	.431	5-8	.625	15	80	95	5.3	45	0	18	11	8	11	116	6.4
14	WEAVER, DeShang	18-17	367:11	20.4	45-110	.409	14-54	.259	7-12	.583	20	53	73	4.1	39	0	3	16	18	3	111	6.2
13	CLOVER III, Nate	6-0	27:14	4.5	5-8	.625	0-0	.000	2-2	1.000	4	7	11	1.8	4	0	0	1	0	0	12	2.0
4	BERGENS, Jamie	7-0	29:33	4.2	3-11	.273	2-6	.333	0-0	.000	1	4	5	0.7	1	0	4	1	0	1	8	1.1
23	HERRON, Sir Issac	15-0	76:35	5.1	5-11	.455	1-4	.250	4-6	.667	3	17	20	1.3	14	0	1	3	5	4	15	1.0
33	TEKAVCIC, Luka	2-0	06:01	3.0	1-1	1.000	0-0	.000	0-0	.000	0	2	2	1.0	1	0	1	1	0	0	2	1.0
45	PLET, Ismael	9-0	23:58	2.7	2-3	.667	0-0	.000	1-2	.500	1	4	5	0.6	2	0	0	0	0	0	5	0.6
25	LAWRENCE, Elijah	1-0	01:26	1.4	0-0	.000	0-0	.000	0-0	.000	0	0	0	0.0	0	0	0	0	0	0	0	0.0
Team											30	27	57					5				
Total		18	3625		564-1192	.473	200-532	.376	211-288	.733	180	540	720	40.0	301	3	201	166	75	79	1539	85.5
Opponents		18	3625		519-1174	.442	152-430	.353	223-314	.710	156	475	631	35.1	277	3	206	150	48	85	1413	78.5

Team Statistics

	ORU	OPP
Scoring	1539	1413
Points per game	85.5	78.5
Scoring margin	+7.0	-
Field goals-att	564-1192	519-1174
Field goal pct	.473	.442
3 point fg-att	200-532	152-430
3-point FG pct	.376	.353
3-pt FG made per game	11.1	8.4
Free throws-att	211-288	223-314
Free throw pct	.733	.710
F-Throws made per game	11.7	12.4
Rebounds	720	631
Rebounds per game	40.0	35.1
Rebounding margin	+4.9	-
Assists	201	206
Assists per game	11.2	11.4
Turnovers	166	150
Turnovers per game	9.2	8.3
Turnover margin	-0.9	-
Assist/turnover ratio	1.2	1.4
Steals	79	85
Steals per game	4.4	4.7
Blocks	75	48
Blocks per game	4.2	2.7
Winning streak	0	-
Home win streak	0	-
Attendance	36343	13028
Home games-Avg/Game	9-4038	9-1448
Neutral site-Avg/Game	-	0-0

Team Results

Date	Opponent		Score	Att.
12/20/2021	at South Dakota	W	82-73	1516
12/22/2021	at South Dakota St.	L	76-82	1955
12/30/2021	Denver	W	83-66	2896
01/01/2022	Omaha	W	107-62	2136
01/06/2022	at St. Thomas (MN)	W	81-66	1241
01/08/2022	at Western Ill.	W	87-86	1022
01/15/2022	at Kansas City	W	84-72	766
01/20/2022	North Dakota	W	80-76	3819
01/22/2022	North Dakota St.	L	71-72	4233
01/27/2022	at Omaha	W	100-88	1688
01/29/2022	at Denver	W	89-80	839
02/03/2022	Western Ill.	L	85-90	4136
02/05/2022	St. Thomas (MN)	W	88-66	4412
02/12/2022	Kansas City	W	91-86	4453
02/17/2022	at North Dakota St.	L	59-77	2601
02/19/2022	at North Dakota	W	87-73	1400
02/24/2022	South Dakota St.	Lot	102-106	4894
02/26/2022	South Dakota	L	87-92	5364



ORU SINGLE GAME TOP 10

POINTS

RK	PTS.	NAME	OPP.	DATE
1.	68*	Greg Sutton	Oklahoma City (A)	12/5/90
2.	66	Anthony Roberts	North Carolina A&T (H)	2/19/77
3.	65	Anthony Roberts	Oregon (NIT) (H)	3/9/77
4.	60*	Richard Fuqua	University of the South (H)	1/15/71
5.	57*	Richard Fuqua	St. Benedict (A)	12/26/70
6.	54*	Greg Sutton	Arkansas Tech (A)	11/27/89
7.	52	Ray Thompson	Prairie View A&M (A)	1/16/92
8.	51*	Richard Fuqua	Jackson St. (H)	1/28/71
51		Richard Fuqua	Union (TN) (H)	2/24/72
51		Richard Fuqua	Moorhead (MN) St. (H)	1/15/72

REBOUNDS

RK	REB	NAME	OPP.	DATE
1.	34	David Vaughn	Brandeis (H)	1/8/73
2.	30	Eddie Woods	Lamar (A)	1/25/72
3.	28	Eddie Woods	Lamar (H)	1/21/74
4.	24	Eddie Woods	UT-Pan American (H)	1/26/74
24		Eddie Woods	St. Francis (Pa.) (H)	1/5/72
6.	22	Caleb Green	Southern Utah (H)	2/28/04
7.	21	Mark Acres	Tulsa (H)	1/12/84
21		Antonio Martin	West Texas St. (A)	12/5/77
21		Eddie Woods	St. Johns (A)	3/21/72
21		Eddie Woods	Boston (A)	2/26/72
21		Eddie Woods	Connecticut (H)	12/29/71
21		Rocky Walls	Southern Utah (N)	3/1/98
21		D'Mauria Jones	Bacone (H)	12/15/20

ASSISTS

RK	ASST	NAME	OPP.	DATE
1.	16	Jonathan Bluiitt	Oakland (H)	1/20/05
2.	15	Haywoode Workman	St. Louis (H)	2/7/87
15		Arnold Dugger	Florida St. (H)	3/1/77
4.	14	Arnold Dugger	North Texas (H)	2/12/77
14		Willie Irons	BYU (H)	1/21/86
6.	13	Richard Fuqua	UT-Pan American (H)	2/27/73
13		Ron Jones	Illinois St. (H)	1/15/77
13		Robert Griffin	Stetson (H)	2/17/79
13		Jonathan Bluiitt	UMKC (A)	1/3/04
10.	12	Six tied		

FIELD GOALS MADE

RK	FGM	NAME	OPP.	DATE
1.	25	Richard Fuqua	Moorhead St. (H)	1/15/72
25		Richard Fuqua	Trinity (H)	2/17/72
25		Anthony Roberts	North Carolina A&T (H)	2/19/77
25		Anthony Roberts	Oregon (H) *NIT*	3/9/77
5.	24	Anthony Roberts	Florida St. (A)	3/1/77
24*		Richard Fuqua	St. Benedicts (H)	12/26/70
7.	21	Anthony Roberts	Illinois St. (A)	1/6/75
21		Anthony Roberts	North Carolina (N)	12/27/76
9.	20	Anthony Roberts	Bowling Green (N)	12/29/76
10.	18	Anthony Roberts	Illinois St. (H)	1/31/76
18		Anthony Roberts	North Texas St. (H)	2/12/77
18		Lamont Reid	Austin Peay (N)	12/30/77

FIELD GOALS ATTEMPTED

RK	FGA	NAME	OPP.	DATE
1.	49	Richard Fuqua	Illinois St. (H)	2/14/73
2.	47	Richard Fuqua	Trinity (H)	2/17/72
47		Richard Fuqua	Union (Tenn.) (H)	2/24/72
4.	46	Richard Fuqua	UT-Pan American (A)	3/6/72
5.	44	Richard Fuqua	St. Benedicts (H)	12/26/70
44		Richard Fuqua	UW-Milwaukee (H)	3/2/72
7.	39	Anthony Roberts	Florida St. (A)	2/19/77
8.	38	Anthony Roberts	Illinois St. (A)	1/6/75
38		Anthony Roberts	North Carolina (N)	12/27/76
37		Anthony Roberts	Oregon (H)	3/9/77

FIELD GOAL PERCENTAGE (MIN. 10 ATTEMPTS)

RK	FG%	NAME	FGM-FGA	OPP.	DATE
1.	1.000	Charles Dorsey	11-11	Butler (A)	2/20/84
2.	.923	Jeff Acres	12-13	Okla. Baptist (H)	11/24/84
.923		Blake Moses	12-13	S.F. Austin (H)	11/30/96
4.	.917	Warren Niles	11-12	St. Gregory's (H)	11/14/12
5.	.909	Woody Jones	10-11	UC-Irvine (A)	12/23/85
.909		Clifford Crenshaw	10-11	Rice (A)	2/22/95
7.	.900	Tye Fields	9-10	TCU (A)	1/6/94
.900		Derrick Taylor	9-10	UMKC (A)	1/7/99
.900		Reggie Borges	9-10	UT-Arlington (H)	12/17/01
.900		Damen Bell-Holter	9-10	Akron (A)	1/3/11
.900		Michael Craion	9-10	Fort Wayne (A)	2/15/12

3-PT FIELD GOALS MADE

RK	3FG	NAME	OPP.	DATE
1.	11	Greg Sutton	Oklahoma City (H)	12/5/90
2.	10	Chris Riouse	Oakland (A)	2/9/06
3.	9	Eric Perry	Chicago St. (H)	2/3/00
9		Markius Barnes	UMKC (H)	2/2/02
9		Ken Tutt	Chattanooga (A)	12/16/06
9		Moses Ehambe	Western Illinois (A)	2/14/08
7.	8	Luke Spencer-Gardner	Southern Utah (H)	1/24/02
8		Moses Ehambe	Centenary (N)	3/8/08
9.	7	20 tied		

3-PT FG ATTEMPTS

RK	3FGA	NAME	OPP.	DATE
1.	17	Robert Jarvis	North Carolina (A)	12/13/08
17		Chris Riouse	Oakland (A)	2/9/06
3.	16	Max Abmas	St. Thomas (A)	1/6/22
4.	15	Robert Jarvis	Texas A&M-CC (H)	11/14/07
15		Ken Tutt	Chicago St. (A)	1/17/04
6.	14	Kris Martin	Missouri St. (A)	12/14/16
14		Warren Niles	Central Arkansas (A)	3/9/13
14		Ken Tutt	Southern Utah (A)	1/5/04
14		Ken Tutt	Chattanooga (A)	12/16/06
10.	13	10 tied		

3-PT FG PERCENTAGE (MIN. 5 ATT.)

RK	3FG%	NAME	3FGM-3FGA	OPP.	DATE
1.	1.00	Bobby Word	5-5	Incarnate Word (A)	1/18/14
1.00		Mikey Manghum	6-6	South Dakota (H)	1/26/12
1.00		Luke Spencer-Gardner	6-6	Utah Valley St. (A)	12/11/04
4.	.900	Eric Perry	9-10	Chicago St. (H)	2/3/00
5.	.889	Aaron Young	8-9	Denver (A)	1/6/16
6.	.875	Warren Niles	7-8	St. Gregory's (H)	11/14/12
.875		Marchello Vealy	7-8	Kansas (A)	11/15/06
8.	.857	Jerome Abbage	6-7	Louisville (A)	1/2/93
.857		Moses Ehambe	6-7	IUPUI (A)	2/24/07
.857		Dominique Morrison	6-7	Western Illinois (A)	12/2/11

FREE THROWS MADE

RK	FTM	NAME	OPP.	DATE
1.	17	Caleb Green	Chicago State (H)	2/4/06
17		Caleb Green	Valparaiso (A)	1/9/06
17		Anthony Roberts	Oregon State (H)	12/30/76
4.	16	Anthony Roberts	North Carolina A&T (H)	2/19/77
16		Caleb Green	Akron (H)	12/2/06
16		Caleb Green	Centenary (A)	1/20/07
16		Kevin Obanor	South Dakota (H)	1/17/19
7.	15	Eldon Lawyer	Oglethorpe (H)	2/5/72
15		Mark Acres	Evansville (A)	3/9/83
15		Haywoode Workman	Oklahoma (A)	12/10/88
10.	14	Six tied		

FREE THROWS ATTEMPTED

RK	FTA	NAME	OPP.	DATE
1.	22	Caleb Green	Seton Hall (N)	12/28/06
2.	21	Caleb Green	Valparaiso (A)	1/9/06
20		Anthony Roberts	Oregon State (H)	12/30/76
4.	19	Caleb Green	Chicago State (H)	2/4/06
19		Caleb Green	Louisiana-Lafayette (H)	11/21/06
19		Caleb Green	Akron (H)	12/2/06
19		Steven Roundtree	Indiana State (H)	11/20/10
19		Korey Billbury	Tulsa (H)	11/15/14
19		Obi Emegano	Omaha (A)	2/19/15
10.	18	Six tied		

FREE THROW PERCENTAGE (MIN. 10 ATT.)

RK	FT%	NAME	FTM-FTA	DATE	PCT.
1.	1.000	Eldon Lawyer	15-15	Oglethorpe (H)	2/15/72
1.000		Obi Emegano	14-14	Denver (H)	2/19/16
1.000		Max Abmas	12-12	Florida (N)	3/21/21
1.000		Obi Emegano	12-12	Western Illinois (H)	2/13/16
1.000		Ken Tutt	11-11	Southern Utah (A)	1/11/07
1.000		Dominique Morrison	11-11	South Dakota St. (H)	1/7/11
1.000		Anthony Roberts	10-10	Santa Clara (H)	12/20/75
1.000		Charles Dorsey	10-10	Evansville (A)	2/4/85
1.000		Brian Miles	10-10	Southwest Texas (H)	1/17/87
1.000		Reggie Borges	10-10	Oklahoma Wesleyan (H)	11/23/02
1.000		Dominique Morrison	10-10	UMKC (H)	1/15/11

1.000	Shawn Glover	10-10	Southeastern La. (H)	2/8/14
1.000	Max Abmas	10-10	North Dakota (A)	2/19/22

BLOCKED SHOTS

RK	BLK	NAME	OPP.	DATE
1.	9	Kendrick Moore	Stephen F. Austin (A)	12/14/02
9		Kendrick Moore	IUPUI (N)	3/4/02
9		Antonio Martin	Oklahoma City (H)	1/28/78
9		Alvin Scott	West Texas State (H)	1/24/77
5.	8	Shawn Glover	New Orleans (H)	2/6/14
8		Kendrick Moore	Wichita State (H)	11/30/02
6.	7	David Vaughn	Trinity (H)	2/17/73
7		Shawn King	Fort Wayne (A)	1/10/08
7		Albert Owens	Oakland (H)	11/27/17
8.	6	11 tied		

STEALS

RK	STL	NAME	OPP.	DATE
1.	9	Haywoode Workman	Oklahoma (H)	12/29/88
9		Haywoode Workman	South Carolina (H)	1/28/89
9		R.J. Fuqua	Avila (H)	11/10/17
3.	8	Obi Emegano	Haskell (H)	12/28/14
4.	7	Willie Irons	Coppin State (H)	12/11/86
7		Akin Akin-Otiko	Texas (H)	12/13/86
7		Tim Gill	John Brown (H)	1/23/96
7		Larry Owens	Tulsa (H)	12/3/05
8.	6	Arnold Dugger	Bowling Green (H)	12/28/74
6		Michael Craion	West Virginia (A)	11/11/11
6		Gary "Cat" Johnson	Portland State (H)	1/23/80

* Part of career spent at NAIA level

** Part of career prior to ORU's move to NCAA Major College Division

ORU SEASON TOP 10

POINTS

RK	NAME	YEARS	PTS.
1.	Richard Fuqua	1971-72	1,006
2.	Anthony Roberts	1976-77	951
3.	Shawn Glover	2013-14	703
4.	Caleb Green	2006-07	698
5.	Sam McCants	1973-74	697
6.	Ray Thompson	1991-92	688
7.	Caleb Green	2005-06	686
	Max Abmas	2020-21	686
9.	Dominique Morrison	2011-12	674
10.	Obi Emegano	2015-16	669

REBOUNDS

RK	NAME	YEARS	REB.
1.	Eddie Woods	1971-72	407
2.	David Vaughn	1972-73	385
3.	Antonio Martin	1979-80	334
4.	Damen Bell-Holter	2012-13	328
5.	Eddie Woods	1973-74	327
6.	Rocky Walls	1997-98	325
7.	Mark Acres	1983-84	324
8.	Caleb Green	2006-07	315
9.	Caleb Green	2004-05	306
10.	Harold Johnson	1974-75	301

ASSISTS

RK	NAME	YEARS	ASST.
1.	Sam McCants	1973-74	208
2.	Arnold Dugger	1976-77	194
3.	Haywoode Workman	1986-87	188
4.	Jonathan Bluitt	2004-05	178
5.	Arnold Dugger	1974-75	166
6.	Jonathan Bluitt	2003-04	165
7.	Luke Spencer-Gardner	2002-03	164
8.	Gary Johnson	1981-82	160
9.	Gary Johnson	1980-81	158
10.	Luke Spencer-Gardner	2000-05	156

FIELD GOALS MADE

RK	NAME	YEARS	FG
1.	Richard Fuqua	1971-72	423
2.	Greg Sutton*	1989-90	417
3.	Anthony Roberts	1976-77	402
4.	Greg Sutton*	1990-91	393
5.	Richard Fuqua**	1970-71	353
6.	Sam McCants	1973-74	304
7.	Ray Thompson	1991-92	284
8.	Anthony Roberts	1975-76	277
9.	Anthony Jones*	1990-91	276
10.	Shawn Glover	2013-14	273

FIELD GOALS ATTEMPTED

RK	NAME	YEARS	FGA
1.	Greg Sutton*	1989-90	976
2.	Richard Fuqua	1971-72	941
3.	Greg Sutton*	1990-91	858
4.	Anthony Roberts	1976-77	739
5.	Sam McCants	1973-74	725
6.	Richard Fuqua	1972-73	713
7.	Richard Fuqua	1970-71	701
8.	Clarence Thompson*	1989-90	602
9.	Anthony Roberts	1975-76	573
10.	Anthony Roberts	1974-75	566

FIELD GOAL PERCENTAGE (MIN. 150 ATT.)

RK	NAME	YEARS	ATT.	PCT.
1.	Rufus Freeman*	1989-90	133-194	.686
2.	Brian Miles	1985-86	103-157	.656
3.	Shawn King	2006-07	105-163	.644
4.	Marcus Lewis	2007-09	165-278	.594
5.	Caleb Green	2003-04	177-300	.590
6.	Mark Acres	1981-82	109-186	.586
7.	Michael Craion	2011-12	144-247	.583
	Kevin Obanor	2018-19	133-228	.583
9.	Mark Acres	1984-85	221-380	.582
	Leon Irving	1998-99	114-196	.582

3-PT FIELD GOALS MADE

RK	NAME	YEAR	3PTM
1.	Greg Sutton*	1990-91	185
2.	Greg Sutton*	1989-90	170
3.	Clarence Thompson*	1989-90	137
4.	Max Abmas	2021-22	109
5.	Ken Tutt	2003-04	101
6.	Max Abmas	2020-21	100
7.	Warren Niles	2012-13	96
8.	Tim Gill	1997-98	95
9.	Max Abmas	2019-20	87
	Tim Gill	1995-96	87

3-PT FG ATTEMPTS

RK	NAME	YEAR	3PTA
1.	Greg Sutton*	1990-91	463
2.	Greg Sutton*	1989-90	443
3.	Clarence Thompson*	1989-90	367
4.	Max Abmas	2021-22	278
5.	Greg Sutton	1988-89	251
	Robert Jarvis	2008-09	251
7.	Warren Niles	2012-13	243
8.	Max Abmas	2019-20	238
9.	Max Abmas	2020-21	233
	Ken Tutt	2003-04	225
10.	Nathan Binam	1999-00	223

3-PT FG PERCENTAGE (MIN. 50 ATT.)

RK	NAME	YEAR	3M-3A	3PCT
1.	Tim Gill	1997-98	95-196	.485
2.	Shawn Glover	2013-14	25-52	.481
3.	Luke Spencer-Gardner	2004-05	39-84	.464
4.	Chris Riouse	2005-06	57-123	.463
	Kevin Obanor	2020-21	56-121	.463
6.	Aaron Young	2015-16	32-70	.457
7.	Tim Gill	1995-96	87-193	.451
8.	Ken Tutt	2003-04	101-225	.449
9.	Aaron Young	2014-15	29-65	.446
10.	Josh Atkinson	2002-03	68-153	.444

FREE THROWS MADE

RK	NAME	YEARS	FT
1.	Caleb Green	2006-07	278
2.	Greg Sutton*	1989-90	252
3.	Caleb Green	2005-06	235
4.	Greg Sutton*	1990-91	229
5.	Caleb Green	2004-05	213
6.	Obi Emegano	2014-15	205
7.	Obi Emegano	2015-16	198
8.	Dominique Morrison	2011-12	189
9.	Richard Fuqua	1971-72	160
10.	Damen Bell-Holter	2012-13	159

FREE THROWS ATTEMPTED

RK	NAME	YEARS	FTA
1.	Caleb Green	2006-07	366
2.	Greg Sutton*	1989-90	328
3.	Caleb Green	2005-06	308
4.	Caleb Green	2004-05	283
5.	Greg Sutton*	1990-91	280
6.	Obi Emegano	2014-15	260
7.	Obi Emegano	2015-16	232
8.	Dominique Morrison	2011-12	229
9.	Damen Bell-Holter	2012-13	211
10.	Richard Fuqua	1971-72	210

FREE THROW PERCENTAGE (MIN. 75 ATT.)

RK	NAME	YEARS	ATT.	PCT.
1.	Bobby Hodge**	1967-68	93-102	.912
2.	Steve Bontrager	1980-81	73-81	.901
3.	Max Abmas	2020-21	138-155	.890
4.	Kevin Obanor	2020-21	112-128	.875
5.	Sam Potter	1983-84	82-94	.872
6.	Ken Tutt	2004-05	87-100	.870
7.	Tim Gill	1996-97	85-99	.859
8.	Bill Hull**	1968-69	78-91	.857
9.	Tim Gill	1995-96	64-75	.853
	Obi Emegano	2015-16	198-232	.853

Max Abmas 2021-22 108-127 .850

BLOCKED SHOTS

RK	NAME	YEARS	BLK
1.	Kendrick Moore	2001-02	103
2.	Kendrick Moore	2002-03	94
3.	Alvin Scott	1976-77	81
4.	Shawn King	2006-07	81
5.	Shawn King	2007-08	68
6.	Rocky Walls	1997-98	58
7.	Mark Acres	1982-83	54
	Marvin Washington	1987-88	54
9.	Shawn Glover	2013-14	53
10.	Ray Thompson	1991-92	50
	Damen Bell-Holter	2010-11	50

STEALS

RK	NAME	YEARS	STL
1.	Haywoode Workman	1987-88	103
2.	Haywoode Workman	1988-89	93
3.	Greg Sutton*	1989-90	88
4.	Greg Sutton*	1990-91	81
5.	Earl McClellan	1996-97	77
6.	Akin Akin-Otiko	1986-87	72
7.	Sebastian Neal	1991-92	68
8.	Gary "Cat" Johnson	1981-82	63
9.	Earl McClellan	1995-96	62
10.	Larry Owens	2004-05	58

* Part of career spent at NAIA level

** Part of career prior to ORU's move to NCAA Major College Division



ORU CAREER TOP 10

POINTS

RK	NAME	YEARS	POINTS
1.	Greg Sutton	1988-91**	3,070
2.	Richard Fuqua	1969-73*	3,004
3.	Caleb Green	2003-07	2,503
4.	Anthony Roberts	1973-77	2,341
5.	Dominique Morrison	2008-12	2,080
6.	Mark Acres	1981-85	2,038
7.	Ken Tutt	2003-07	2,019
8.	Warren Niles	2009-13	1,984
9.	Tim Gill	1994-98	1,959
10.	Max Abmas	2019-Pres.	1,527

REBOUNDS

RK	NAME	YEARS	REB.
1.	Eddie Woods**	1970-74	1,365
2.	Caleb Green	2003-07	1,189
3.	Mark Acres	1981-85	1,051
4.	Rocky Walls	1994-98	946
5.	Emmanuel Nzekwesi	2016-pres.	889
6.	Damen Bell-Holter	2009-13	878
7.	Antonio Martin	1977-80	857
8.	Anthony Roberts	1973-77	800
9.	Jeff Acres	1980-85	797
10.	Carl Hardaway**	1966-70	750

ASSISTS

RK	NAME	YEARS	ASST.
1.	Luke Spencer-Gardner	2000-05	534
2.	Jonathan Bluiitt	2002-06	509
3.	Arnold Dugger	1974-77	501
4.	Greg Sutton*	1988-91	490
5.	Gary Johnson	1978-82	481
6.	Earl McClellan	1993-97	413
7.	Willie Irons	1984-88	393
8.	Eric Perry	1996-00	383
9.	Tim Gill	1994-98	377
10.	Haywoode Workman	1986-89	376

FIELD GOALS MADE

RK	NAME	YEARS	FG
1.	Richard Fuqua**	1969-73	1,273
2.	Greg Sutton*	1988-91	1,024
3.	Anthony Roberts	1973-77	1,006
4.	Caleb Green	2003-07	821
5.	Mark Acres	1981-85	799
6.	Dominique Morrison	2008-12	687
7.	Ken Tutt	2003-07	684
8.	Warren Niles	2009-13	674
9.	Tim Gill	1994-98	664
10.	Carl Hardaway**	1966-70	608

FIELD GOALS ATTEMPTED

RK	NAME	YEARS	FGA
1.	Richard Fuqua**	1969-73	2,838
2.	Greg Sutton*	1988-91	2,398
3.	Anthony Roberts	1973-77	2,007
4.	Ken Tutt	2003-07	1,619
5.	Warren Niles	2009-13	1,594
6.	Caleb Green	2003-07	1,524
7.	Dominique Morrison	2008-12	1,475
8.	Mark Acres	1981-85	1,416
9.	Tim Gill	1994-98	1,391
10.	Haywoode Workman	1986-89	1,262

FIELD GOAL PERCENTAGE (MIN. 2 SEASONS & 200 FGM)

RK	NAME	YEARS	FGM-FGA	PCT.
1.	Shawn King	2006-08	232-389	.596
2.	Brandon Conley	2012-16	249-432	.576
3.	Brian Miles	1983-87	274-480	.571
4.	Marcus Lewis	2007-09	277-489	.566
5.	Mark Acres	1981-85	799-1416	.564
6.	Steven Roundtree	2010-13	370-684	.541
7.	Caleb Green	2003-07	821-1524	.539
8.	Michael Craion	2009-12	311-577	.539
9.	Reggie Clement	1980-83	265-495	.535
10.	David Vaughn	1972-73	232-438	.530
	Kevin Ford	2008-10	233-440	.530

3-PT FIELD GOALS MADE

RK	NAME	YEARS	3PTM
1.	Greg Sutton*	1988-91	438
2.	Tim Gill	1994-98	333
3.	Ken Tutt	2003-07	319
4.	Max Abmas	2019-pres.	296
5.	Warren Niles	2009-13	292
6.	Eric Perry	1996-00	214
7.	Clarence Thompson*	1988-90	205
8.	Josh Atkinson	1999-04	203
9.	Moses Ehambe	2004-08	183
10.	Luke Spencer-Gardner	2000-05	171

3-PT FIELD GOALS ATTEMPTED

RK	NAME	YEARS	3PTA
1.	Greg Sutton*	1988-91	1,157
2.	Warren Niles	2009-13	780
3.	Ken Tutt	2003-07	775
4.	Tim Gill	1994-98	757
5.	Max Abmas	2019-pres.	749
6.	Eric Perry	1996-00	565
7.	Clarence Thompson*	1988-90	553
8.	Josh Atkinson	1999-04	539
9.	Sam Kearns	2017-20	460
10.	Robert Jarvis	2007-09	459

3-PT FIELD GOAL PERCENTAGE (MIN. 100 ATT.)

RK	NAME	YEAR	3M-ATT.	PCT.
1.	Chris Riouse	2004-06	76-161	.472
2.	Tim Gill	1994-98	333-757	.440
3.	Kevin Obanor	2018-21	122-287	.425
4.	Aaron Young	2014-17	90-217	.415
5.	Luke Spencer-Gardner	2001-05	171-412	.415
6.	Ken Tutt	2003-07	319-775	.412
7.	Moses Ehambe	2004-08	183-447	.409
8.	Phillip Owens	1997-99	56-139	.403
9.	James Kruse	1994-97	49-122	.402
10.	Mikey Manghum	2009-13	44-111	.396
--	Max Abmas	2019-pres.	296-749	.395

FREE THROWS MADE

RK	NAME	YEARS	FT
1.	Caleb Green	2003-07	852
2.	Greg Sutton*	1988-91	584
3.	Dominique Morrison	2008-12	543
4.	Richard Fuqua**	1969-73	458
5.	Obi Emegano	2013-16	433
6.	Damen Bell-Holter	2009-13	371
7.	Mark Acres	1981-85	440
8.	Haywoode Workman	1986-89	339
9.	Ken Tutt	2003-07	332
10.	Anthony Roberts	1973-77	329

FREE THROWS ATTEMPTED

RK	NAME	YEARS	FTA
1.	Caleb Green	2003-07	1134
2.	Greg Sutton*	1988-91	765
3.	Dominique Morrison	2008-12	668
4.	Richard Fuqua**	1969-73	658
5.	Mark Acres	1981-85	632
6.	Obi Emegano	2013-16	530
7.	Rocky Walls	1994-98	527
8.	Damen Bell-Holter	2009-13	510
9.	Derrick Taylor	1996-00	489
10.	Anthony Roberts	1973-77	434

FREE THROW PERCENTAGE (MIN. 75 ATT.)

RK	NAME	YEARS	ATT.	PCT.
1.	Steve Bontrager	1979-81	103-117	.880
2.	Bill Hull**	1967-69	104-121	.860
3.	Bobby Hodge**	1966-68	169-198	.854
4.	Sam Potter	1983-85	131-156	.840
5.	Kevin Obanor	2018-21	314-376	.835
6.	D.J. Jackson	2012-14	96-116	.828
7.	Tim Gill	1994-98	302-365	.827
8.	Jalen Bradley	2015-17	109-133	.820
9.	Kenny Bohanon	1992-94	116-142	.817
	Obi Emegano	2013-16	433-530	.817
--	Max Abmas	2019-pres.	291-337	.864

BLOCKED SHOTS

RK	NAME	YEARS	BLK
1.	Kendrick Moore	2001-03	197
2.	Mark Acres	1981-85	164
3.	Albert Owens	2014-18	159
4.	Shawn King	2006-08	149
5.	Damen Bell-Holter	2009-13	139
6.	Alvin Scott	1973-77	131
7.	Rocky Walls	1994-98	127
8.	Antonio Martin	1977-80	106
9.	Shawn Glover	2012-14	97
10.	Brandon Conley	2012-16	94

STEALS

RK	NAME	YEARS	STL
1.	Haywoode Workman	1986-89	250
2.	Earl McClellan	1993-97	215
3.	Greg Sutton*	1988-91	213
4.	Tim Gill	1994-98	172
5.	Rocky Walls	1994-98	166
6.	Caleb Green	2003-07	164
7.	Gary "Cat" Johnson	1978-82	163
8.	Willie Irons	1984-88	157
9.	Mark Acres	1981-85	150
	Akin Akin-Otiko	1983-87	150
10.	Eric Perry	1996-00	145

* Part of career spent at NAIA level

** Part of career prior to ORU's move to NCAA Major College Division



SEASON HIGHS

CAREER HIGHS

1	Points: 25, vs. St. Thomas (2/5/22) Field Goals: 11, vs. St. Thomas (2/5/22) 3-pt Made: 5, vs. Kansas City (2/12/22) FT Made: 16, vs. South Dakota State (2/24/22) Rebounds: 1 (2x), at Kansas City (1/15/22) Assists: 1 (3x), South Dakota (2/26/22) Steals:	Points: 25, vs. St. Thomas (2/5/22) Field Goals: 11, vs. St. Thomas (2/5/22) 3-pt Made: 5 (2x), vs. Kansas City (2/12/21) FT Made: 15, vs. Kansas City (2/12/22) Rebounds: 1 (6x), at Kansas City (1/15/22) Assists: 3, at Creighton (12/3/19) Steals:
2	Points: 19, at South Dakota State (12/22/21) Field Goals: 8, at South Dakota State (12/22/21) 3-pt Made: 3 (4x), vs. North Dakota State (1/22/22) FT Made: 4 (2x), Kansas City (2/12/22) Rebounds: 12, at Missouri State (12/11/21) Assists: 6, at Kansas City (1/15/22) Steals: 3 (3x), vs. Denver (12/30/21)	Points: 22, vs. South Dakota State (3/8/21) Field Goals: 8 (2x), at South Dakota State (12/22/21) 3-pt Made: 4 (2x), vs. South Dakota State (3/8/21) FT Made: 7, at Denver (1/16/21) Rebounds: 12, at Missouri State (12/11/21) Assists: 6, at Kansas City (1/15/22) Steals: 4, vs. South Dakota State (2/13/21)
3	Points: 38 (2x), at St. Thomas (1/6/22) Field Goals: 11 (3x), vs. Western Illinois (2/3/22) 3-pt Made: 7 (2x), vs. Tulsa (11/29/21) FT Made: 13, vs. Tulsa (11/29/21) Rebounds: 6 (2x), at St. Thomas (1/6/22) Assists: 11, at Western Illinois (1/8/22) Steals: 5, vs. Omaha (1/1/22)	Points: 42, vs. South Dakota State (2/13/21) Field Goals: 14, vs. South Dakota State (2/13/21) 3-pt Made: 7 (4x), vs. Tulsa (11/29/21) FT Made: 13 (2x), vs. Tulsa (11/29/21) Rebounds: 7, at North Dakota State (2/6/21) Assists: 11, at Western Illinois (1/8/22) Steals: 5, vs. Omaha (1/1/22)
4	Points: 8 (2x), vs. Haskell (11/18/21) Field Goals: 3, vs. Southwestern Christian (11/12/21) 3-pt Made: 2, vs. Southwestern Christian (11/12/21) FT Made: 3, vs. Haskell (11/18/21) Rebounds: 3, Omaha (1/1/22) Assists: 5, vs. Haskell (11/18/21) Steals: 3, vs. Southwestern Christian (11/12/21)	Points: 9, vs. Western Illinois (2/28/21) Field Goals: 3 (2x), vs. Southwestern Christian (11/12/21) 3-pt Made: 2, vs. Southwestern Christian (11/12/21) FT Made: 3, vs. Haskell (11/18/21) Rebounds: 3, Omaha (1/1/22) Assists: 6, vs. Southwestern Christian (12/12/20) Steals: 3, vs. Southwestern Christian (11/12/21)
5	Points: Field Goals: 3-pt Made: FT Made: Rebounds: Assists: Steals:	Points: 5 (2x), vs. Western Illinois (2/28/21) Field Goals: 2 (2x), vs. Bacone (12/15/20) 3-pt Made: 1 (2x), vs. Western Illinois (2/28/21) FT Made: 2, vs. Western Illinois (2/28/21) Rebounds: 2, vs. Southwestern Christian (12/12/20) Assists: 1 (2x), vs. Western Illinois (2/28/21) Steals: 2, vs. Southwestern Christian (12/12/20)
11	Points: 25, vs. South Dakota State (2/24/22) Field Goals: 10, vs. South Dakota State (2/24/22) 3-pt Made: 3 (2x), vs. South Dakota State (2/24/22) FT Made: 4, vs. Haskell (11/18/21) Rebounds: 11, vs. Haskell (11/18/21) Assists: 4, vs. Haskell (11/18/21) Steals: 3, vs. Haskell (11/18/21)	Points: 25, vs. South Dakota State (2/24/22) Field Goals: 10, vs. South Dakota State (2/24/22) 3-pt Made: 3 (2x), vs. South Dakota State (2/24/22) FT Made: 6, vs. South Dakota State (3/8/21) Rebounds: 11, vs. Haskell (11/18/21) Assists: 6 (2x), vs. Ohio State (3/19/21) Steals: 5, vs. Ohio State (3/19/21)
13	Points: 11, vs. Haskell (11/18/21) Field Goals: 5, vs. Haskell (11/18/21) 3-pt Made: 2 (2x), vs. Omaha (1/1/22) FT Made: 8, vs. Haskell (11/18/21) Rebounds: Assists: Steals: 1, vs. Southwestern Christian (11/12/21)	Points: 11 (2x), vs. Haskell (11/18/21) Field Goals: 5 (2x), vs. Haskell (11/18/21) 3-pt Made: 2 (2x), vs. Omaha (1/1/22) FT Made: 9, vs. Western Illinois (2/28/21) Rebounds: 1, at Missouri (11/25/20) Assists: 1 (3x), vs. Southwestern Christian (11/12/21) Steals:
14	Points: 20, vs. Oklahoma State (11/26/21) Field Goals: 8, vs. Oklahoma State (11/26/21) 3-pt Made: 6, vs. UT Arlington (12/16/21) FT Made: 4, vs. Southwestern Christian (11/12/21) Rebounds: 10, at Omaha (1/27/22) Assists: 2 (2x), vs. UT Arlington (12/16/21) Steals: 2, vs. Southwestern Christian (11/12/21)	Points: 24, vs. South Dakota (1/17/19) Field Goals: 8 (3x), vs. Oklahoma State (11/26/21) 3-pt Made: 7, at Omaha (12/30/18) FT Made: 7, vs. Ecclesia (11/19/18) Rebounds: 10, at Omaha (1/27/22) Assists: 3 (2x), at Denver (1/20/19) Steals: 2 (5x), vs. Southwestern Christian (11/12/21)
22	Points: 21, vs. UT Arlington (12/16/21) Field Goals: 6 (2x), Kansas City (2/12/22) 3-pt Made: 6, vs. UT Arlington (12/16/21) FT Made: 1, at TCU (12/2/21) Rebounds: 12, vs. Southwestern Christian (11/12/21) Assists: 5, vs. Oklahoma State (11/26/21) Steals: 4 (2x), vs. UT Arlington (12/16/21)	Points: 21, vs. UT Arlington (12/16/21) Field Goals: 6 (2x), Kansas City (2/12/22) 3-pt Made: 6, vs. UT Arlington (12/16/21) FT Made: 3, vs. Omaha (2/28/19) Rebounds: 17, vs. Ecclesia (11/19/18) Assists: 5, vs. Oklahoma State (11/26/21) Steals: 4 (3x), vs. UT Arlington (12/16/21)
45	Points: 4, vs. Haskell (11/18/21) Field Goals: 2, vs. Haskell (11/18/21) 3-pt Made: FT Made: 1, vs. Omaha (1/1/22) Rebounds: 7, vs. Haskell (11/18/21) Assists: Steals: 2, at Missouri State (12/11/21)	Points: 7, vs. Southwestern Christian (12/12/20) Field Goals: 2 (2x), vs. Western Illinois (2/28/21) 3-pt Made: FT Made: 3, vs. Southwestern Christian (12/12/20) Rebounds: 10, vs. Southwestern Christian (12/12/20) Assists: Steals: 2 (3x), at Missouri State (12/11/21)
10	Points: 25, at Central Arkansas (11/20/21) Field Goals: 8, at North Dakota State (2/17/22) 3-pt Made: 4 (2x), at Omaha (1/27/22) FT Made: 10, at Central Arkansas (11/20/21) Rebounds: 5, vs. Western Illinois (2/3/22) Assists: 5, South Dakota (2/26/22) Steals: 3, vs. Omaha (1/1/22)	Points: 22, vs. Haskell (11/18/21) Field Goals: 7, vs. Haskell (11/18/21) 3-pt Made: 5, vs. Haskell (11/18/21) FT Made: 4 (2x), at St. Thomas (1/6/22) Rebounds: 6, Kansas City (2/12/22) Assists: 5, vs. UT Arlington (12/16/21) Steals: 2 (2x), vs. Tulsa (11/29/21)
23	Points: 13, vs. Southwestern Christian (11/12/21) Field Goals: 4, vs. Haskell (11/18/21) 3-pt Made: 3, vs. Southwestern Christian (11/12/21) FT Made: 4 (3x), vs. Rogers State (11/23/21) Rebounds: 10, vs. Haskell (11/18/21) Assists: 1 (2x), at South Dakota (12/20/21) Steals: 2 (2x), vs. Haskell (11/18/21)	Points: 3, vs. Southwestern Christian (11/12/21) Field Goals: 1 (2x), vs. Rogers State (11/23/21) 3-pt Made: 1, vs. Southwestern Christian (11/12/21) FT Made: Rebounds: 2, vs. Haskell (11/18/21) Assists: 2, vs. Southwestern Christian (11/12/21) Steals: 2, vs. Haskell (11/18/21)
33	Points: 2 (2x), vs. Omaha (1/1/22) Field Goals: 1 (2x), vs. Omaha (1/1/22) 3-pt Made: FT Made: Rebounds: 2 (2x), vs. Rogers State (11/23/21) Assists: 1 (3x), vs. Rogers State (11/23/21) Steals:	Points: Field Goals: 3-pt Made: FT Made: Rebounds: Assists: Steals:





1
ELIJAH LUFILE
RSr. | F/C | 6-8
MILTON, ONTARIO



2
KAREEM THOMPSON
JR. | G | 6-6
FLORENCE, ALA.



3
MAX ABMAS
JR. | G | 6-1
ROCKWALL, TEXAS



4
JAMIE BERGENS
So. | G | 6-2
ALMERE, NETHERLANDS



5
JONATHAN ALEXANDRE
So. | G | 6-6
PETION-VILLE, HAITI



10
ISSAC MCBRIDE
So. | G | 6-1
LITTLE ROCK, ARK.



11
CARLOS JURGENS
JR. | G | 6-5
TARTU, ESTONIA



13
NATE CLOVER III
So. | C | 6-8
PORT ARTHUR, TEXAS



14
DESHANG WEAVER
JR. | F | 6-8
HOUSTON, TEXAS



20
TREY PHIPPS
So. | G | 6-2
TULSA, OKLA.



22
FRANCIS LACIS
SR. | F | 6-7
RIGA, LATVIA



23
SIR ISSAC HERRON
FR. | F | 6-9
HOUSTON, TEXAS



25
ELIJAH LAWRENCE
FR. | G | 6-1
BELLAIRE, TEXAS



33
LUKA TEKAVCIC
FR. | F | 6-10
GROSUPLJE, SLOVENIA



45
ISMAEL PLET
So. | F | 6-7
AMSTERDAM, NETHERLANDS



HC
PAUL MILLS
HEAD COACH
5TH SEASON



AC
RUSSELL SPRINGMANN
ASSISTANT COACH
4TH SEASON




AC
SAM PATTERSON
ASSISTANT COACH
5TH SEASON



AC
KENTON PAULINO
ASSISTANT COACH
1ST SEASON



DO
STEVE UPSHAW
DIR. OF OPERATIONS
20TH SEASON



VC
IAIN LAYMON
VIDEO COORDINATOR
5TH SEASON

