

Oral Roberts

BASKETBALL

Location Tulsa, Okla.
 Nickname Golden Eagles
 Colors Navy Blue and Vegas Gold

Enrollment 5,051 (Fall 2022)
 President Dr. William Wilson
 Athletic Director Tim Johnson

Asst. AD of Communications Jarrett Hardwick
 Hardwick's Email jhardwick@oru.edu
 Twitter @JarrettH70

2022-23 SCHEDULE/RESULTS

| DATE | OPPONENT | TIME (CT)/RESULT |
|----------------|-----------------------------|------------------|
| Nov. 7 | at Saint Mary's | L, 78-70 |
| Nov. 11 | John Brown | W, 95-62 |
| Nov. 14 | at #3 Houston | L, 83-45 |
| Nov. 15 | at Texas Southern | W, 82-64 |
| Nov. 19 | Oklahoma Baptist | W, 98-86 |
| Nov. 22 | at Utah State | L, 95-85 |
| Nov. 27 | Rogers State | W, 81-70 |
| Nov. 29 | Ozark Christian | W, 116-68 |
| Dec. 3 | at Tulsa | W, 77-66 |
| Dec. 10 | Central Arkansas | W, 111-78 |
| Dec. 12 | Liberty | 7 p.m. |
| Dec. 16 | Missouri State | 7 p.m. |
| Dec. 19 | South Dakota State * | 7 p.m. |
| Dec. 21 | South Dakota * | 7 p.m. |
| Dec. 29 | at Omaha * | 7 p.m. |
| Dec. 31 | at Denver * | 3 p.m. |
| Jan. 7 | Kansas City * | 7 p.m. |
| Jan. 12 | Western Illinois * | 7 p.m. |
| Jan. 14 | St. Thomas * | 7 p.m. |
| Jan. 19 | at North Dakota State * | 7 p.m. |
| Jan. 21 | at North Dakota * | 1 p.m. |
| Jan. 26 | Denver * | 7 p.m. |
| Jan. 28 | Omaha * | 7 p.m. |
| Feb. 4 | at Kansas City * | 7 p.m. |
| Feb. 9 | at St. Thomas * | 7 p.m. |
| Feb. 11 | at Western Illinois * | 2 p.m. |
| Feb. 17 | North Dakota * | 7 p.m. |
| Feb. 19 | North Dakota State * | 7 p.m. |
| Feb. 23 | at South Dakota * | 7 p.m. |
| Feb. 25 | at South Dakota State * | 7 p.m. |
| Mar. 3-7 | SL Championship ^ | TBA |

* - Summit League Game

^ - Summit League Tournament

Times listed are Central and subject to change



ORAL ROBERTS GOLDEN EAGLES

| | | | |
|----------------------|-------------------------|--------------------|--------------------|
| Record | 7-3 (0-0 Summit League) | Head Coach | Paul Mills |
| Streak | W4 | Record at ORU | 83-82 (6th Season) |
| Ranking (AP/Coaches) | -- / -- | Career Record | Same |
| Ranking (Mid-Major) | RV | Department Twitter | @ORUAthletics |
| NCAA NET Ranking | 62 | MBB Twitter | @ORUMBB |

GAME 11 | DEC. 12, 2022 | 7 P.M. | TULSA, OKLAHOMA | MABEE CENTER



LIBERTY FLAMES

| | | | |
|----------------------|----------------|--------------------|-----------------------|
| Record | 6-3 (0-0 ASUN) | Head Coach | Ritchie McKay |
| Streak | W4 | Record at LU | 205-107 (10th season) |
| Ranking (AP/Coaches) | -- | Career Record | 370-265 (21st season) |
| Ranking (Mid-Major) | 20 | Department Twitter | @LibertyFlames |
| NCAA Net Ranking | 102 | MBB Twitter | @LibertyMBB |

QUICK HITS

- Max Abmas was named preseason Summit League Player of the Year and to the league's preseason First Team. Abmas earned a spot on the Naismith Player of the Year Watch List and the NABC Preseason Player of the Year Watch List as well as on the 2023 Bob Cousy Award Watch List and Wooden Top 50. All for the second-straight season.
- For the first time since 2011-12, the Golden Eagles were picked No. 1 in the Summit League preseason rankings. ORU is also receiving votes in the College Insider Mid-Major Poll.
- Abmas continues where he left off last season averaging 18.9 points per game. Three other Golden Eagles average double-digits with Carlos Jurgens, Issac McBride and Connor Vanover. Vanover averages 12.1 points, McBride scores 11.4 and Jurgens averages 10.2.
- Vanover has totaled 32 blocks this season. He currently is third in the nation in total blocks and second in blocks per game (3.6). As a team, ORU is 16th in the nation in blocks per game.
- Abmas is 16th in the nation in free-throw percentage and 22nd in three-pointers per game.
- ORU is hitting 11.6 triples per game, which puts the team 5th in the nation and first in the Summit League. The Golden Eagles have totaled 116 three-point buckets this season.
- On the glass, ORU leads the Summit League and is 16th in the nation in defensive rebounds per game (29.3).
- This will be the 2nd all-time meeting between Oral Roberts and Liberty. ORU leads the series, 1-0, winning 90-58 on December 30, 2006, in Provo, Utah, in the BYU Holiday Classic.

SCOUTING THE OPPONENT

- Liberty is 6-3 on the season and on a four game winning streak. In its previous game, LU defeated Virginia-Lynchburg, 101-49, at home.
- Two Flames are averaging double-figures with Darius McGhee leading the way with 21.2 ppg. Brody Peebles scores 12.1 ppg. McGhee is 11th in the nation in points per game.
- Liberty averages 75.7 points per game and shoots 47.3 percent from the field and 39.0 from three-point range. The Flames are 6th in the nation in three-pointers per game.

| | 2022-23 | |
|------|-----------|------|
| 86.0 | PPG | 75.7 |
| 75.0 | Opp. PPG | 60.3 |
| .458 | FG % | .473 |
| .413 | FG % Def. | .392 |
| .364 | 3FG % | .390 |
| .748 | FT% | .729 |
| 40.0 | RPG | 34.0 |
| +0.3 | +/- Reb. | +2.7 |
| 16.1 | APG | 18.9 |
| 10.6 | TPG | 12.1 |
| 6.9 | SPG | 6.8 |
| 5.6 | BPG | 2.7 |

#ORUMBB PROBABLE STARTING LINEUP



2 KAREEM THOMPSON
G SR. | 6-5 | 208

| PPG | RPG | FG% | 3FG% | MPG |
|-----|-----|------|------|------|
| 9.2 | 4.9 | 47.4 | 41.4 | 27.6 |



10 ISSAC MCBRIDE
G JR. | 6-1 | 172

| PPG | RPG | FG% | 3FG% | MPG |
|------|-----|------|------|------|
| 11.4 | 2.7 | 46.1 | 43.2 | 27.3 |



35 CONNOR VANOVER
F SR. | 7-5 | 227

| PPG | RPG | BPG | FG% | MPG |
|------|-----|-----|------|------|
| 12.1 | 7.2 | 3.6 | 50.0 | 24.3 |



3 MAX ABMAS
G SR. | 6-0 | 175

| PPG | RPG | FG% | 3FG% | MPG |
|------|-----|------|------|------|
| 18.9 | 5.8 | 41.7 | 33.3 | 32.7 |



11 CARLOS JÜRGENS
F RSR. | 6-5 | 206

| PPG | RPG | FG% | 3FG% | MPG |
|------|-----|------|------|------|
| 10.2 | 3.2 | 53.4 | 44.8 | 24.4 |

BROADCAST INFO:

• **ONLINE VIDEO**
 ORU Sports Network (ORUSN)
www.ORUAthletics.com/watch
 or via ORU Athletics App

ORUSN

• **LOCAL RADIO**
 99.9 FM ESPN Radio

FOLLOW ORU!!



MEDIA INFORMATION

There are a number of ways to keep up with the Oral Roberts men's basketball team this season. All home games will be broadcast for FREE at ORUAthletics.com/watch on the revamped ORU Sports Network and also can be viewed live on the ORU Athletics App or via the ORUSN Roku app. Free audio of road games also will be available on www.ORUAthletics.com. Finally, updates can be found on Twitter by following @ORUAthletics and @ORUMBB or the hashtag #ORUMBB.

INTERVIEW PROCEDURES

During the week: Head Coach Paul Mills and players will be available for interviews up to 30 minutes prior to practice each day with advance notice. Contact the ORU Athletic Communications Department to arrange interviews and verify practice times.

After the game: If requested, players and coaches will be available in the media room after a 10-minute, cool-down period. For specific requests, please contact the ORU Athletic Communications staff. At home games, members of the opposing team will NOT be taken to the media room unless otherwise specified.

QUICK FACTS (PRIOR TO THE 2022-23 SEASON)

FIRST YEAR OF BASKETBALL: 1965-66

OVERALL ALL-TIME RECORD: 983-720 (.577) (57 years)

NCAA TOURNAMENT APPEARANCES (REC): 6 (4-6)

LAST NCAA TOURNAMENT:

2021 Sweet 16 (W, 75-72 vs. #2 Ohio State)

(W, 81-78 vs. #7 Florida)

(L, 70-72 vs. #3 Arkansas)

2021-22 RECORD: 19-12 (8-3 H; 5-7 A; 5-1 N)

2021-22 SUMMIT LEAGUE RECORD/FINISH: 12-6/4th

FINAL RANKING LAST YEAR: N/A

STARTERS RETURNING/LOST: 4/1

LETTERMEN RETURNING/LOST: 9/6

NEWCOMERS: 5

ORU ATHLETIC COMMUNICATIONS

ASSISTANT A.D. COMMUNICATIONS/MBB: Jarrett Hardwick

HARDWICK'S PHONE: 918-495-7094

EMAIL: jhardwick@oru.edu

DIR.-ATHLETIC COMMUNICATIONS: Kyle Stafford

STAFFORD'S PHONE: 918-495-6646

EMAIL: kstafford@oru.edu

DIR.-CREATIVE CONTENT: Duncan White

WHITE'S PHONE: 918-495-7181

EMAIL: duwhite@oru.edu

VOICE OF THE GOLDEN EAGLES: Adam Hildebrandt

WEBSITE: ORUAthletics.com

MAILING ADDRESS: 7777 S. Lewis Ave.

Tulsa, OK 74171

STATISTICAL TRENDS, WINS AND LOSSES**WINS (7 GAMES)**

94.3
.494
.390
.371
.757
+5.4
18.0
9.9
8.0
6.0

Scoring Average
Opp. Scoring Average
FG Percent
FG Percent Defense
3FG Percent
FT Percent
Rebounding Margin
Assists/Game
Turnovers/Game
Steals/Game
Blocks/Game

LOSSES (3 GAMES)

66.7
85.3
.362
.477
.347
.727
-11.7
11.7
12.3
4.3
4.7

SUMMIT LEAGUE STANDINGS (AS OF DEC. 11, 2022)

| TEAM | CURRENT NET RANK | 2022-23 CONFERENCE | 2022-23 OVERALL |
|------------------|---------------------|-----------------------|--------------------|
| Oral Roberts | 62 | 0-0 | 7-3 |
| St. Thomas | 125 | 0-0 | 8-4 |
| South Dakota St. | 185 | 0-0 | 4-7 |
| Denver | 206 | 0-0 | 8-3 |
| Western Illinois | 236 | 0-0 | 6-5 |
| North Dakota | 271 | 0-0 | 5-7 |
| Omaha | 279 | 0-0 | 3-8 |
| Kansas City | 282 | 0-0 | 4-9 |
| South Dakota | 291 | 0-0 | 5-6 |
| North Dakota St. | 297 | 0-0 | 2-9 |

2022-23 SUMMIT LEAGUE PRESEASON AWARDS**ALL-SUMMIT LEAGUE FIRST TEAM**

Max Abmas, Oral Roberts

Luke Appel, South Dakota State

Frankie Fidler, Omaha

Trenton Massner, Western Illinois

Zeke Mayo, South Dakota State

Grant Nelson, North Dakota State

ALL-SUMMIT LEAGUE SECOND TEAM

Mason Archambault, South Dakota

Issac McBride, Oral Roberts

Kruz Perrott-Hunt, South Dakota

A.J. Plitzuweit, South Dakota

Tevin Smith, Denver

Preseason Player of the Year

Max Abmas, Oral Roberts

NUMERICAL ROSTER

| No. | Name | Pos. | Cl. | Ht. | Hometown | Previous School |
|-----|------------------|------|-------|------|--------------------|------------------------|
| 0 | Demari Williams | G | So. | 6-6 | Houston, Texas | Arizona State |
| 2 | Kareem Thompson | G | Sr. | 6-5 | Florence, Ala. | East Central CC |
| 3 | Max Abmas | G | Sr. | 6-0 | Rockwall, Texas | Jesuit Dallas HS |
| 4 | Jake Shannon | G | So. | 6-4 | Ada, Okla. | Ada HS |
| 5 | Cam Amboree | G | Fr. | 6-2 | Pearland, Texas | Shadow Creek HS |
| 10 | Issac McBride | G | Jr. | 6-2 | Little Rock, Ark. | Vanderbilt |
| 11 | Carlos Jurgens | G | R-Sr. | 6-5 | Tartu, Estonia | Tartu Art Gymnasium |
| 13 | Nate Clover III | C | Jr. | 6-8 | Port Arthur, Texas | Port Arthur Memorial |
| 14 | DeShang Weaver | F | R-Sr. | 6-7 | Houston, Texas | Cypress Falls HS |
| 20 | Trey Phipps | G | Jr. | 6-2 | Tulsa, Okla. | Oklahoma |
| 23 | Sir Issac Herron | F | So. | 6-9 | Houston, Texas | Legacy Sports Sciences |
| 25 | Elijah Lawrence | G | So. | 5-11 | Belaire, Texas | Bellaire HS |
| 32 | Patrick Mwamba | F | Jr. | 6-7 | Kinshasa, Congo | UT Arlington |
| 35 | Connor Vanover | F | Sr. | 7-5 | Little Rock, Ark. | Arkansas |

ROSTER BREAKDOWN (STATS FROM 2021-22)**STARTERS RETURNING (4)**

| Name | Pos. | Cl. | GP-GS | PPG | FG% | RPG | APG | SPG |
|-----------------|------|-------|-------|------|------|-----|-----|-----|
| Max Abmas | G | Sr. | 30-30 | 22.8 | .422 | 3.4 | 3.6 | 1.0 |
| Carlos Jurgens | G | R-Sr. | 30-25 | 6.6 | .419 | 3.7 | 1.4 | 0.5 |
| Kareem Thompson | G | Sr. | 31-31 | 7.6 | .465 | 5.6 | 1.7 | 0.8 |
| DeShang Weaver | F | R-Sr. | 31-28 | 8.2 | .457 | 4.1 | 0.3 | 0.3 |

OTHER LETTERWINNERS RETURNING (4)

| Name | Pos. | Cl. | GP-GS | PPG | FG% | RPG | APG | SPG |
|------------------|------|-------|-------|-----|------|-----|-----|-----|
| Nate Clover III | C | Jr. | 15-0 | 2.1 | .565 | 2.2 | 0.0 | 0.1 |
| Sir Issac Herron | F | So. | 25-1 | 2.3 | .545 | 1.8 | 0.1 | 0.4 |
| Elijah Lawrence | G | So. | 6-0 | 0.8 | .250 | 0.5 | 0.8 | 0.5 |
| Issac McBride | G | R-Jr. | 17-2 | 1.7 | .227 | 1.4 | 0.1 | 0.7 |

OFFENSIVE BALANCE

| GAME | LEADING SCORER | 2ND SCORER |
|------------------------|----------------|------------------|
| at Saint Mary's | Abmas- 14 | Thompson- 13 |
| John Brown | Vanover- 19 | McBride- 19 |
| at #3 Houston | Weaver- 12 | Three Players- 5 |
| at Texas Southern | 2 Players- 15 | 2 Players- 14 |
| Oklahoma Baptist | Abmas- 24 | McBride- 21 |
| at Utah State | McBride- 19 | Vanover- 18 |
| Rogers State | Abmas- 20 | Thompson- 14 |
| Ozark Christian | Phipps- 31 | Clover III- 15 |
| at Tulsa | Abmas- 28 | Jurgens- 12 |
| Central Arkansas | Abmas- 31 | 2 Players- 18 |
| Liberty | | |
| Missouri State | | |
| South Dakota State* | | |
| South Dakota* | | |
| at Omaha* | | |
| at Denver* | | |
| Kansas City* | | |
| Western Illinois* | | |
| St. Thomas* | | |
| at North Dakota State* | | |
| at North Dakota* | | |
| Denver* | | |
| Omaha* | | |
| at Kansas City | | |
| at St. Thomas | | |
| at Western Illinois | | |
| North Dakota | | |
| North Dakota State | | |
| at South Dakota | | |
| at South Dakota State | | |

| TEAM SEASON HIGHS | # | DATE/OPPONENT |
|-------------------|-----|--------------------------------------|
| Points | 116 | vs. Ozark Christian (11/29/22) |
| Field Goals | 43 | vs. Ozark Christian (11/29/22) |
| 3-pt Made | 16 | vs. Central Arkansas (12/11/22) |
| FT Made | 19 | vs. Central Arkansas (12/11/22) |
| Rebounds | 51 | vs. Ozark Christian (11/29/22) |
| Assists | 22 | vs. John Brown (11/11/22) |
| Steals | 11 | (2x) vs. Central Arkansas (12/11/22) |
| Blocks | 12 | vs. John Brown (11/11/22) |
| Turnovers | 16 | vs. Central Arkansas (12/11/22) |

| TEAM SEASON LOWS | # | DATE/OPPONENT |
|------------------|----|--------------------------------|
| Points | 45 | at #3 Houston (11/14/22) |
| Field Goals | 14 | at #3 Houston (11/14/22) |
| 3-pt Made | 7 | vs. Rogers State (11/27/22) |
| FT Made | 2 | at Tulsa (12/3/22) |
| Rebounds | 29 | at Utah State (11/22/22) |
| Assists | 9 | at #3 Houston (11/14/22) |
| Steals | 2 | at Saint Mary's (11/7/22) |
| Blocks | 1 | vs. Ozark Christian (11/29/22) |
| Turnovers | 5 | at Tulsa (12/3/22) |

SCORING MILESTONE WATCH

| | | | |
|---------------------------------|-------|---------------------------------|-------|
| 1. Greg Sutton (1988-91) | 3,070 | 11. Haywoode Workman (1986-89) | 1,506 |
| 2. Richard Fuqua (1969-73) | 3,004 | 12. Emmanuel Nzekwesi (2015-20) | 1,492 |
| 3. Caleb Green (2003-07) | 2,503 | 13. Jeff Acres (1980-85) | 1,476 |
| 4. Anthony Roberts (1973-77) | 2,341 | 14. Carl Hardaway (1966-70) | 1,408 |
| 5. Dominique Morrison (2008-12) | 2,080 | 15. Damen Bell-Holter (2009-13) | 1,389 |
| 6. Mark Acres (1981-85) | 2,038 | 16. Obi Emegano (2013-16) | 1,367 |
| 7. Ken Tutt (2003-07) | 2,019 | 17. Eddie Woods (1970-74) | 1,340 |
| 8. Max Abmas (2019-pres.) | 1,989 | 18. Ray Thompson (1991-93) | 1,326 |
| 9. Warren Niles (2009-13) | 1,984 | 19. Albert Owens (2014-18) | 1,318 |
| 10. Tim Gill (1994-98) | 1,959 | 20. Kevin Obanor (2018-21) | 1,306 |

COACHING STAFF

PAUL MILLS

Texas A&M / 1996
83-82 / 6th Season



> AT ORU

In his first five seasons at ORU, the Golden Eagles earned 12 postseason honors from The Summit League; Player of the Year (Abmas), Newcomer of the Year (Ruder & Obanor), Sixth Man of the Year (Owens & Obanor), First Team All-Summit League (Abmas, Obanor & Nzekwesi), Second Team All-Summit League (Nzekwesi & Obanor), Honorable Mention All-Summit League (McBride, Nzekwesi) and All-Newcomer (Glasper, Abmas, Burns, Kearns & Obanor).

> VETERAN COACH

Although ORU is Mills' first NCAA head coaching job, Mills has been in the Division I ranks since 2002 when he joined Rice as the director of operations. Before coming to ORU, Mills served on the staff of Scott Drew at Baylor for 14 years.

> POSTSEASON EXPERIENCE

Mills and the Golden Eagles made their first NCAA Tournament appearance in 2021 reaching the Sweet 16. While at Baylor, Mills made nine postseason appearances, including seven NCAA Tournaments. Baylor made the Elite Eight twice and made two additional appearances in the Sweet 16. The Bears were the 2012-13 NIT champions.

SAM PATTERSON

Baylor/2008
Assistant Coach
6th Season



RUSSELL SPRINGMANN

Salisbury State/1990
Assistant Coach
5th Season



KENTON PAULINO

Texas/2008
Assistant Coach
2nd Season




STEVE UPSHAW

Northeastern State/1992
Director of Operations
21st Season



IAIN LAYMON

Indiana/2017
Video Coordinator
6th Season



SITUATIONAL RECORDS**ORU'S RECORD WHEN...**

| | |
|-------------------------------------|-----|
| Leading at Halftime | 4-0 |
| Trailing at Halftime | 1-3 |
| Tied at Halftime | 1-0 |
| More Field Goals than opp. | 6-1 |
| Fewer Field Goals than opp. | 0-2 |
| Same amount FG's as opp. | - |
| More 3-pointers than opp. | 5-2 |
| Fewer 3-pointers than opp. | 1-1 |
| Same amount 3-pointer as opp. | - |
| More Free Throws Made than opp. | 6-0 |
| Fewer Free Throws Made than opp. | 0-3 |
| Same amount FT's as opp. | - |
| More Free Throw Attempts than opp. | 5-0 |
| Fewer Free Throw Attempts than opp. | 1-3 |
| More Rebounds than opp. | 5-0 |
| Fewer Rebounds than opp. | 1-3 |
| More Assists than opp. | 6-1 |
| Fewer Assists than opp. | 0-1 |
| Same Amount Assists as opp. | - |
| More Steals than opp. | 3-1 |
| Fewer Steals than opp. | 3-2 |
| Same Amount Steals as opp. | - |
| More Turnovers than opp. | 1-1 |
| Fewer Turnovers than opp. | 3-2 |
| Same Amount Turnovers as opp. | 2-0 |
| More Blocked Shots than opp. | 4-2 |
| Fewer Blocked Shots than opp. | 1-1 |
| Same Amount Blocks as opp. | 1-0 |
| Home | 5-0 |
| Away | 1-3 |
| Neutral | - |
| Overtime | - |

Leading with 3:00 to play**GAMES DECIDED BY ...**

| | |
|--------------|-----|
| 1-5 Points | - |
| 6-10 Points | 0-2 |
| 11-19 Points | 3-0 |
| 20+ Points | 3-1 |

ORU BENCH PRODUCTION

| GAME | ORU-OPP | DIFF | TOP BENCH |
|---------------------|---------|------|-----------|
| | | | SCORER |
| at Saint Mary's | 13-28 | -15 | 8-Mwamba |
| vs. John Brown | 15-19 | -4 | 8-Weaver |
| at #3 Houston | 18-33 | -15 | 15-Weaver |
| at Texas Southern | 28-7 | +21 | 15-Weaver |
| vs. Okla. Baptist | 27-26 | +12 | 13-Weaver |
| at Utah State | 9-49 | -10 | 4-Phipps |
| vs. Rogers State | 13-34 | +11 | 10-Mwamba |
| vs. Ozark Christian | 69-22 | +48 | 31-Phipps |
| at Tulsa | 18-18 | +11 | 11-Mwamba |
| vs. Central Ark. | 34-30 | +33 | 13-Phipps |
| vs. Liberty | | | |

LEADS, DEFICITS AND MARGINS

| GAME | LARGEST + | LARGEST - | FINAL | BIGGEST |
|---------------------|-----------|-----------|--------|---------|
| | | | MARGIN | ORU RUN |
| at Saint Mary's | 1 | 21 | 8 | 6 |
| vs. John Brown | 33 | 5 | 33 | 14 |
| at #3 Houston | 2 | 39 | 38 | 5 |
| at Texas Southern | 21 | 5 | 18 | 23 |
| vs. Okla. Baptist | 20 | 0 | 12 | 9 |
| at Utah State | 2 | 14 | 10 | 8 |
| vs. Rogers State | 17 | 4 | 11 | 8 |
| vs. Ozark Christian | 53 | 0 | 48 | 24 |
| at Tulsa | 13 | 2 | 11 | 10 |
| vs. Central Ark. | 36 | 2 | 33 | 15 |
| vs. Liberty | | | | |

SUMMIT LEAGUE PLAYERS OF THE WEEK

Week 1 (Nov. 14)
A.J. Plitzuweit - South Dakota

Week 2 (Nov. 21)
Riley Miller - St. Thomas

Week 3 (Nov. 28)
RayQuawndis Mitchell - Kansas City

Week 4 (Dec. 5)
Trenton Massner - Western Illinois

Week 5 (Dec. 12)

Week 6 (Dec. 19)

Week 7 (Dec. 26)

Week 8 (Jan. 2)

Week 9 (Jan. 9)

Week 10 (Jan. 16)

Week 11 (Jan. 23)

Week 12 (Jan. 30)

Week 13 (Feb. 6)

Week 14 (Feb. 13)

Week 15 (Feb. 20)

Week 16 (Feb. 27)



COLLEGEINSIDER.COM MID-MAJOR POLL (DECEMBER 5, 2022)

| | TEAM (1ST PLACE VOTES) | RECORD | PTS | PREV. | CONFERENCE |
|----|------------------------|--------|-----|-------|------------------|
| 1 | Gonzaga (31) | 5-3 | 775 | 1 | West Coast |
| 2 | Charleston | 8-1 | 722 | 3 | Colonial |
| 3 | Drake | 7-1 | 695 | 2 | Missouri Valley |
| 4 | Kent State | 6-2 | 674 | 5 | Mid-American |
| 5 | Saint Mary's | 6-3 | 645 | 4 | West Coast |
| 6 | Towson | 8-1 | 613 | 7 | Colonial |
| 7 | Louisiana | 7-1 | 544 | 8 | Sun Belt |
| 8 | Sam Houston | 7-1 | 539 | 6 | Western Athletic |
| 9 | Furman | 6-2 | 481 | 10 | Southern |
| 10 | Grand Canyon | 7-2 | 430 | 14 | Western Athletic |
| 11 | Indiana State | 8-1 | 424 | 24 | Missouri Valley |
| 12 | Yale | 8-1 | 403 | 23 | Ivy League |
| 13 | Toledo | 5-3 | 384 | 9 | Mid-American |
| 14 | Iona | 4-2 | 321 | 15 | Metro Atlantic |
| 15 | UC Santa Barbara | 5-2 | 319 | 13 | Big West |
| 16 | UC Irvine | 6-3 | 264 | 11 | Big West |
| 17 | Bryant | 6-3 | 235 | 12 | America East |
| 18 | Southern Miss | 8-1 | 208 | 18 | Sun Belt |
| 19 | Hofstra | 6-3 | 181 | 17 | Colonial |
| 20 | Liberty | 5-3 | 179 | 16 | ASUN |
| 21 | San Francisco | 7-2 | 150 | 19 | West Coast |
| 22 | Santa Clara | 7-2 | 93 | NR | West Coast |
| 23 | Northwestern State | 7-2 | 90 | NR | Southland |
| 24 | Marshall | 7-1 | 83 | NR | Sun Belt |
| 25 | Southern Illinois | 5-3 | 81 | 22 | Missouri Valley |

OTHERS RECEIVING VOTES

Portland 79, James Madison 77, Seattle 57, **Oral Roberts 44**, Bradley 43, Norfolk State 35, FGCU 27, Cornell 25, Akron 17, Denver 15, Siena 15, Northern Iowa 14, BYU 13, Texas State 12, Belmont 10, Loyola Marymount 10, Quinnipiac 10, Jacksonville 9, UMass-Lowell 7, High Point 6, Chattanooga 4, Ohio 4, SIUE 4, Queens 3, Princeton 1, St. Thomas 1.



RECORD BY UNIFORM

| JERSEY | HOME | AWAY | NEUTRAL | TOTAL |
|----------------|------|------|---------|-------|
| White | 4-0 | 0-0 | 0-0 | 4-0 |
| Blue | 0-0 | 2-3 | 0-0 | 2-3 |
| Gold | 0-0 | 0-0 | 0-0 | 0-0 |
| Baby Blue (N7) | 1-0 | 0-0 | 0-0 | 1-0 |

ORU RECORD BY STARTING LINEUP

| GUARD | GUARD | GUARD/FORWARD | GUARD/FORWARD | FORWARD/CENTER | RECORD |
|---------|----------|---------------|---------------|----------------|--------|
| Abmas | McBride | Thompson | Jurgens | Vanover* | 6-3 |
| McBride | Thompson | Weaver | Jurgens | Mwamba* | 1-0 |

*- First start of ORU career

GAME-BY-GAME STARTING LINEUP

| OPPONENT | G | G | G/F | G/F | F/C |
|---------------------|---------|----------|----------|---------|---------|
| @ Saint Mary's | Abmas | McBride | Thompson | Jurgens | Vanover |
| John Brown | Abmas | McBride | Thompson | Jurgens | Vanover |
| @ #3 Houston | Abmas | McBride | Thompson | Jurgens | Vanover |
| @ Texas Southern | Abmas | McBride | Thompson | Jurgens | Vanover |
| vs. Okla. Baptist | Abmas | McBride | Thompson | Jurgens | Vanover |
| at Utah State | Abmas | McBride | Thompson | Jurgens | Vanover |
| vs. Rogers State | Abmas | McBride | Thompson | Jurgens | Vanover |
| vs. Ozark Christian | McBride | Thompson | Weaver | Jurgens | Mwamba |
| at Tulsa | Abmas | McBride | Thompson | Jurgens | Vanover |
| vs. Central Ark. | Abmas | McBride | Thompson | Jurgens | Vanover |
| vs. Liberty | | | | | |



SCORING BREAKDOWN

| CLASS | PTS | PCT. |
|--|------------|-------------|
| Seniors (5) | 558 | 64.8 |
| (Abmas/Jürgens/Thompson/Vanover/Weaver) | | |
| Juniors (5) | 274 | 31.8 |
| (Clover III/McBride/Mwamba/Phipps/Shannon) | | |
| Sophomores (3) | 20 | 0.02 |
| (Herron/Lawrence/Williams) | | |
| Freshmen (1) | 8 | 0.001 |
| (Amboree) | | |
| SCORING | PTS | PCT. |
| Starters | 587 | 68.2 |
| Bench | 273 | 31.7 |
| SCORING | PTS | PCT. |
| Newcomers | 215 | 25.0 |
| Returners | 645 | 75.0 |

HANGIN' A HUNDRED...

ORU has been remarkably good when hitting 100 points. ORU has scored at least 100 in 119 games, and gone 111-8 in those contests. Nine of those games have come since Coach Mills took over the program, and ORU holds a 20-2 record in contests since 2000 with the lone loss in triple OT on the road against IUPUI in 2004. The school record for points in a game is 155, scored in a 155-113 win over Union in 1972.

| INDIVIDUAL RECORDS | |
|---|--|
| SEASON | |
| HIGHEST POINTS: 100 — Richard Fager (1971-72) | |
| SCORING AVERAGE: 83.2 — Richard Fager (1971-72) | |
| PERCENTAGE: 67.7 — James Shanon (1971-72) | |
| REBOUND AVERAGE: 14.3 — Bob Wanda (1971-72), 407 in 28 games | |
| FIELD GOALS ATTEMPTED: 161 — Richard Fager (1971-72) | |
| FIELD GOALS MADE: 102 — Richard Fager (1971-72) | |
| FIELD GOALS PERCENTAGE: .634 — Paul Mosley (1966-67), 74 in 115 | |
| FREE THROWS ATTEMPTED: 211 — Richard Fager (1971-72) | |
| FREE THROWS MADE: 105 — Richard Fager (1971-72) | |
| FREE THROWS PERCENTAGE: .502 — Bobby Hodge (1967-68), 10 in 20 | |
| PERSONAL FOULS: 119 — Dan Cady (1971-72) | |
| SINGLE GAME | |
| POINTS SCORED: 100 — Richard Fager (vs. University of South Carolina, Feb. 15, 1972, Home) | |
| POINTS ALLOWED: 100 — Richard Fager (vs. University of the South, Feb. 15, 1972) | |
| POINTS DIFFERENTIAL: 100 — Richard Fager (vs. The College of William & Mary, March 6, 1972) | |
| POINTS IN DOUBLE FIGURES: 100 — Richard Fager (vs. St. Benedict's, Dec. 10, 1971, Home) | |
| FIELD GOALS ATTEMPTED: 100 — Richard Fager (vs. St. Benedict's, Dec. 10, 1971, Home) | |
| FIELD GOALS MADE: 100 — Richard Fager (vs. Mountbush, March 10, 1972) | |
| FIELD GOALS PERCENTAGE: 100 — Richard Fager (vs. Mountbush, March 10, 1972) | |
| FREE THROWS ATTEMPTED: 100 — Richard Fager (vs. University of the South, Feb. 15, 1972, Home) | |
| FREE THROWS MADE: 100 — Richard Fager (vs. University of the South, Feb. 15, 1972, Home) | |
| FREE THROWS PERCENTAGE: 100 — Bob Hodge (1967-68, 10 in 10) | |
| FIELD GOALS ATTEMPTED: 100 — Richard Fager (1971-72) | |
| FIELD GOALS MADE: 100 — Richard Fager (1971-72) | |
| FIELD GOALS PERCENTAGE: 100 — Bobby Hodge (1966-67, 10 in 10) | |
| FREE THROWS ATTEMPTED: 100 — Richard Fager (1971-72) | |
| FREE THROWS MADE: 100 — Richard Fager (1971-72) | |
| FREE THROWS PERCENTAGE: 100 — Bob Hodge (1967-68, 10 in 10) | |

**OVERTIME**

| | |
|-------------------------|--|
| Overall Overtime Record | 39-45 (0-2 This Season) |
| Home Overtime Record | 14-15 |
| Away Overtime Record | 20-24 |
| Neutral Overtime Record | 5-6 |
| Double Overtime Record | 3-4 |
| Triple Overtime Record | 0-1 |
| Last Single OT Played | vs. South Dakota State, Feb. 24, 2022 (L, 102-106) |
| Last Double OT Played | vs. Denver, March 4, 2018 (L, 88-90) |
| Last Triple OT Played | at IUPUI, Jan. 24, 2004 (L, 105-108) |

ORU RECORD BY CONFERENCE

| | 2022-23 | 2021-22 | 2020-21 |
|---------------------|---------|---------|---------|
| American | 1-1 | 1-0 | 0-1 |
| ASUN | 1-0 | 0-1 | -- |
| Big 10 | -- | -- | 1-0 |
| Big 12 | -- | 0-2 | 0-2 |
| Missouri Valley | -- | 0-1 | -- |
| Mountain West | 0-1 | 0-1 | -- |
| SEC | -- | -- | 1-3 |
| Southland | -- | 1-0 | 0-0 |
| Summit League | -- | 12-6 | 13-5 |
| Sun Belt | -- | 1-0 | -- |
| SWAC | 1-0 | -- | -- |
| West Coast | 0-1 | -- | -- |
| Non-NCAA Division I | 4-0 | 3-0 | 3-0 |

LATE GAME FREE THROWS

| # | NAME | OVERALL | | FINAL 5 MIN/OT | | FINAL MIN/OT | |
|------|------------------|---------|-------|----------------|-------|--------------|------|
| | | FT-FTA | PCT. | FT-FTA | PCT. | FT-FTA | PCT. |
| 0 | Demari Williams | 3-4 | .750 | 0-0 | .000 | 0-0 | .000 |
| 2 | Kareem Thompson | 8-8 | 1.000 | 0-0 | .000 | 0-0 | .000 |
| 3 | Max Abmas | 31-34 | .880 | 2-4 | .500 | 2-3 | .667 |
| 4 | Jake Shannon | 2-2 | 1.000 | 2-2 | 1.000 | 0-0 | .000 |
| 5 | Cam Amboree | 2-2 | 1.000 | 0-0 | .000 | 0-0 | .000 |
| 10 | Issac McBride | 13-17 | .765 | 1-2 | .500 | 0-0 | .000 |
| 11 | Carlos Jürgens | 11-15 | .733 | 2-2 | 1.000 | 0-0 | .000 |
| 13 | Nate Clover III | 4-10 | .400 | 2-4 | .500 | 0-0 | .000 |
| 14 | DeShang Weaver | 6-12 | .500 | 3-4 | .750 | 1-2 | .500 |
| 20 | Trey Phipps | 13-17 | .765 | 3-4 | .750 | 0-0 | .000 |
| 23 | Sir Issac Herron | 0-0 | .000 | 0-0 | .000 | 0-0 | .000 |
| 25 | Elijah Lawrence | 0-0 | .000 | 0-0 | .000 | 0-0 | .000 |
| 32 | Patrick Mwamba | 13-22 | .591 | 1-2 | .500 | 0-0 | .000 |
| 35 | Connor Vanover | 10-12 | .833 | 0-0 | .000 | 0-0 | .000 |
| Team | | 116-155 | .748 | 16-20 | .800 | 3-4 | .750 |

FRESH LOOK MABEE CENTER...

For the first time since opening in 1972, the home of the Golden Eagles will have a new look as blue seats were installed for the 2021-22 season. The building's exterior and concourse level also got a fresh look with new blue paint and glass along with updated branding elements. A 35-foot, HD video board was installed above center court and the ORU practice gym added a whole new floor in the last three years.

**FUTURE OF ORU ATHLETICS...**

ORU athletics broke ground Nov. 12, 2021, for the Mike Carter Athletic Center, a transformational project to push the Golden Eagles into the future. The multi-million-dollar facility will feature a new strength and conditioning area, two practice gyms for men's and women's basketball, an updated Eli Academic Center for all student-athletes and a state-of-the-art sports medicine space.



STATISTICAL MILESTONE COUNT

| TEAM'S LEADING SCORER | SEASON | CAREER | CONSEC. |
|-----------------------|--------|--------|---------|
| Max Abmas | 6 | 56 | 3 |
| Carlos Jürgens | 0 | 1 | 0 |
| Issac McBride | 1 | 3 | 0 |
| Trey Phipps | 1 | 2 | 0 |
| Kareem Thompson | 0 | 2 | 0 |
| Connor Vanover | 2 | 2 | 0 |
| DeShang Weaver | 1 | 3 | 0 |

| 10+ POINTS | SEASON | CAREER | CONSEC. |
|------------------|--------|--------|---------|
| Max Abmas | 8 | 95 | 7 |
| Nate Clover III | 1 | 3 | 0 |
| Sir Issac Herron | 0 | 2 | 0 |
| Carlos Jürgens | 5 | 22 | 3 |
| Issac McBride | 6 | 27 | 1 |
| Patrick Mwamba | 4 | 4 | 4 |
| Trey Phipps | 2 | 13 | 1 |
| Kareem Thompson | 6 | 25 | 0 |
| Connor Vanover | 6 | 6 | 0 |
| DeShang Weaver | 3 | 42 | 0 |
| Demari Williams | 1 | 1 | 0 |

| 20+ POINTS | SEASON | CAREER | CONSEC. |
|-----------------|--------|--------|---------|
| Max Abmas | 4 | 51 | 3 |
| Carlos Jürgens | 0 | 1 | 0 |
| Issac McBride | 1 | 3 | 0 |
| Trey Phipps | 1 | 2 | 0 |
| Kareem Thompson | 0 | 1 | 0 |
| DeShang Weaver | 0 | 4 | 0 |

| 30+ POINTS | SEASON | CAREER | CONSEC. |
|-------------|--------|--------|---------|
| Max Abmas | 1 | 14 | 1 |
| Trey Phipps | 1 | 1 | 0 |

| 40+ POINTS | SEASON | CAREER | CONSEC. |
|------------|--------|--------|---------|
| Max Abmas | 0 | 2 | 0 |

| LEADING REBOUNDER | SEASON | CAREER | CONSEC. |
|-------------------|--------|--------|---------|
| Max Abmas | 3 | 4 | 0 |
| Nate Clover III | 2 | 2 | 0 |
| Carlos Jürgens | 0 | 4 | 0 |
| Issac McBride | 0 | 1 | 0 |
| Patrick Mwamba | 3 | 3 | 2 |
| Kareem Thompson | 1 | 11 | 0 |
| Connor Vanover | 4 | 4 | 0 |
| DeShang Weaver | 1 | 5 | 0 |

| 10+ REBOUNDS | SEASON | CAREER | CONSEC. |
|------------------|--------|--------|---------|
| Max Abmas | 1 | 1 | 0 |
| Nate Clover III | 1 | 1 | 0 |
| Sir Issac Herron | 0 | 1 | 0 |
| Carlos Jürgens | 0 | 1 | 0 |
| Patrick Mwamba | 1 | 1 | 0 |
| Kareem Thompson | 1 | 4 | 0 |
| Connor Vanover | 2 | 2 | 0 |
| DeShang Weaver | 0 | 1 | 0 |

| DOUBLE-DOUBLES | SEASON | CAREER | CONSEC. |
|------------------|--------|--------|---------|
| Max Abmas | 1 | 3 | 0 |
| Nate Clover III | 1 | 1 | 0 |
| Sir Issac Herron | 0 | 1 | 0 |
| Patrick Mwamba | 1 | 1 | 0 |
| Kareem Thompson | 1 | 3 | 0 |
| Connor Vanover | 1 | 1 | 0 |
| DeShang Weaver | 0 | 1 | 0 |

| ASSIST LEADER | SEASON | CAREER | CONSEC. |
|-----------------|--------|--------|---------|
| Max Abmas | 5 | 42 | 0 |
| Kareem Thompson | 0 | 12 | 0 |
| Carlos Jürgens | 5 | 20 | 1 |
| Issac McBride | 3 | 9 | 0 |
| Trey Phipps | 0 | 3 | 0 |
| DeShang Weaver | 0 | 3 | 0 |

| GAMES STARTED | SEASON | CAREER | CONSEC. |
|------------------|--------|--------|---------|
| Max Abmas | 9 | 98 | 98 |
| Sir Issac Herron | 0 | 1 | 0 |
| Carlos Jürgens | 10 | 57 | 10 |
| Issac McBride | 10 | 16 | 15 |
| Patrick Mwamba | 1 | 1 | 0 |
| Kareem Thompson | 10 | 71 | 51 |
| Connor Vanover | 9 | 9 | 9 |
| DeShang Weaver | 1 | 59 | 0 |

| GAMES W/ MADE 3-POINTER | SEASON | CAREER | CONSEC. |
|-------------------------|--------|--------|---------|
| Max Abmas | 9 | 93 | 13 |
| Sir Issac Herron | 0 | 3 | 0 |
| Carlos Jürgens | 8 | 52 | 3 |
| Elijah Lawrence | 0 | 1 | 0 |
| Issac McBride | 9 | 32 | 1 |
| Patrick Mwamba | 5 | 5 | 3 |
| Trey Phipps | 4 | 27 | 1 |
| Jake Shannon | 1 | 1 | 0 |
| Kareem Thompson | 5 | 42 | 0 |

| | | | |
|-----------------|-----------|-----------|------------|
| Connor Vanover | 5 | 5 | 0 |
| DeShang Weaver | 8 | 74 | 0 |
| Demari Williams | 1 | 1 | 0 |
| TEAM | 10 | -- | 316 |

| GAMES W/ A BLOCK | SEASON | CAREER | CONSEC. |
|------------------|-----------|-----------|-----------|
| Max Abmas | 1 | 14 | 1 |
| Nate Clover III | 3 | 11 | 0 |
| Sir Issac Herron | 0 | 4 | 0 |
| Carlos Jürgens | 3 | 29 | 0 |
| Patrick Mwamba | 4 | 4 | 1 |
| Trey Phipps | 0 | 3 | 0 |
| Jake Shannon | 1 | 1 | 0 |
| Kareem Thompson | 2 | 29 | 1 |
| Connor Vanover | 9 | 9 | 9 |
| DeShang Weaver | 5 | 57 | 2 |
| Demari Williams | 1 | 1 | 1 |
| TEAM | 10 | -- | 42 |

STATISTICAL MILESTONES

20+ POINTS

MAX ABMAS

24 vs. Oklahoma Baptist (11/19/22)
 20 vs. Rogers State (11/27/22)
 28 at Tulsa (12/3/22)
 31 vs. UCA (12/10/22)

ISSAC MCBRIDE

21 vs. Oklahoma Baptist (11/19/22)

TREY PHIPPS

31 vs. Ozark Christian (11/29/22)

30+ POINTS

MAX ABMAS

31 vs. UCA (12/10/22)

TREY PHIPPS

31 vs. Ozark Christian (11/29/22)

10+ REBOUNDS

MAX ABMAS

11 vs. Oklahoma Baptist (11/19/22)

NATE CLOVER III

10 vs. Ozark Christian (11/29/22)

PATRICK MWAMBA

20 vs. Rogers State (11/27/22)

KAREEM THOMPSON

10 at Texas Southern (11/15/22)

CONNOR VANOVER

13 at Texas Southern (11/15/22)
 12 at Utah State (11/22/22)

5+ ASSISTS

MAX ABMAS

5 vs. UCA (12/10/22))

CARLOS JURGENS

5 vs. John Brown (11/11/22)
 10 vs. Oklahoma Baptist (11/19/22)
 6 vs. UCA (12/10/22)

ISSAC MCBRIDE

6 at Texas Southern (11/15/22)

3+ BLOCKS

CONNOR VANOVER

6 at Saint Mary's (11/7/22)
 8 vs. John Brown (11/11/22)
 7 vs. Oklahoma Baptist (11/19/22)
 4 at Utah State (11/22/22)

5+ STEALS

KAREEM THOMPSON

6 vs. UCA (12/10/22)



2022-23 DOUBLE-DOUBLES

MAX ABMAS

24 pts / 11 rebs
vs. Okla. Baptist (11/19/22)

NATE CLOVER III

15 pts / 10 rebs
vs. Ozark Christian (11/29/22)

PATRICK MWAMBA

10 pts / 10 rebs
vs. Rogers State (11/27/22)

KAREEM THOMPSON

14 pts / 10 rebs
at Texas Southern (11/15/22)

CONNOR VANOVER

14 pts / 13 rebs
at Texas Southern (11/15/22)

18 pts / 12 rebs
at Utah State (11/22/22)

THE LAST TIME ...

| | |
|--|--|
| ORU Scored 100 Points | 111 vs. Central Arkansas (12/10/22) |
| Opponent Scored 100 Points | 106 vs. SDSU (2/24/22) |
| ORU Scored Fewer than 60 Points | 45 at #3 Houston (11/14/22) |
| Opponent Scored Fewer than 60 Points | 50 vs. Southwestern Christian (11/12/21) |
| ORU Scored Fewer than 50 Points | 45 at #3 Houston (11/14/22) |
| Opponent Scored Fewer than 50 Points | 31 vs. Rogers State (11/23/21) |
| ORU Won by 30 Points | 33 (111-78) vs. Central Arkansas (12/10/22) |
| Opponent Won by 30 Points | 34 (84-50) at Missouri State (11/6/18) |
| ORU shot 65% from the floor | 67% (34-51) at Oakland (1/3/12) |
| Opponent shot 65% from the floor | 66% (29-44) vs. Kansas City (1/24/21) |
| ORU shot 60% from the floor | 62.9% (44-70) vs. Western Illinois (2/27/20) |
| Opponent shot 60% from the floor | 63% (40-64) at South Dakota State (1/2/20) |
| ORU shot less than 35% from the floor | 22.6% (14-62) at #3 Houston (11/14/22) |
| Opponent shot less than 35% from the floor | 33.8% (26-77) vs. John Brown (11/11/22) |
| ORU shot 50% from beyond the arc | 59.4% (16-26) vs. Central Arkansas (12/10/22) |
| Opponent shot 50% from beyond the arc | 81.8% (9-11) at SLU (1/3/13) |
| ORU shot less than 20% from beyond the arc | 50.0% (9-18) vs. Rogers State (11/27/22) |
| Opponent shot less than 20% from beyond the arc | 13.0% (3-23) at Wichita State (11/23/19) |
| ORU shot less than 10% from beyond the arc | 9.5% (2-21) vs. Montana (11/21/16) |
| Opponent shot less than 20% from beyond the arc | 16.0% (4-25) at Texas Southern (11/15/22) |
| ORU made 10 three-pointers | 16 vs. Central Arkansas (12/10/22) |
| Opponent made 10 three-pointers | 11 vs. Central Arkansas (12/10/22) |
| ORU made 15 three-pointers | 16 vs. Central Arkansas (12/10/22) |
| Opponent made 15 three-pointers | 19 at Utah State (11/22/22) |
| ORU made 20 three-pointers | 21 vs. Southwestern Christian (11/12/21) |
| Opponent made 20 three-pointers | 20 at Fort Wayne (12/31/16) |
| ORU failed to make a three-point attempt | 0-7 at Memphis (12/28/12) |
| Opponent failed to make a three-point attempt | 0-15 vs. Little Rock (12/19/16) |
| ORU shot less than 50% from the FT line | 42.9% (3-7) at Missouri State (12/11/21) |
| Opponent shot less than 50% from the FT line | 42% (5-12) vs. Rogers State (11/19/19) |
| ORU had 20 Offensive Rebounds | 29 vs. Haskell (11/18/21) |
| Opponent had 20 Offensive Rebounds | 24 at Arkansas (12/20/20) |
| ORU had 20 Assists | 21 vs. Central Arkansas (12/10/22) |
| Opponent had 25 Assists | 26 vs. Southwestern Christian (12/12/20) |
| ORU had 10 Steals | 11 vs. Ozark Christian (11/29/22) |
| Opponent committed 20 Turnovers | 20 vs. Rogers State (11/19/19) |
| ORU committed 20 Turnovers | 24 vs. Haskell (11/18/21) |
| Opponent committed 25 Turnovers | 27 at Arkansas (12/19/17) |
| ORU committed fewer than five Turnovers | 5 at Tulsa (12/3/22) |
| ORU had a 20-point scorer | vs. Central Arkansas (Abmas-31) (12/10/22) |
| Opponent had two 20-point scorers | vs. Okla. Baptist (Abmas-24, McBride-21) (11/19/22) |
| ORU had three 20-point scorers | vs. Omaha (Owens-28, Martin-26, Bradley-24) (1/21/17) |
| Opponent had five double-figure scorers | vs. Central Arkansas (12/10/22) |
| ORU had five double-figure scorers | at Utah State (11/22/22) |
| Opponent had six double-figure scorers | 116 vs. Ozark Christian (11/29/22) |
| ORU had six double-figure scorers | vs. Southwestern Christian (11/12/21) |
| ORU had all 5 starters score in double figures | at Utah State (11/22/22) |
| ORU's bench out-scored its starters | (69-47) vs. Ozark Christian (11/29/22) |
| ORU had two double-figure rebounders | at Texas Southern (Thompson-10, Vanover-13) (11/15/22) |
| Opp had two double-figure rebounders | vs. South Dakota (Peterson-12, Kelley-10) (1/17/19) |
| ORU had a double-double | vs. Ozark Christian (Clover III-15/10 reb.) (11/29/22) |
| ORU had two double-doubles | at Tex. Southern (Thompson-14/10, Vanover-14/13 reb.) (11/15/22) |
| Opponent had three double-doubles | vs. East Texas Baptist (Owens, Nzekwesi, Harris) (1/23/18) |
| ORU scored 50 points in first half | 54 vs. Central Arkansas (12/10/22) |
| Opponent scored 50 points in second half | 57 vs. Central Arkansas (12/10/22) |
| ORU scored 60 points in a half | 62 vs. Ozark Christian (11/29/22) |
| Opponent scored less than 20 points in first half | 14 vs. Rogers State (11/23/21) |
| Opponent scored less than 20 points in second half | 17 vs. Rogers State (11/23/21) |
| ORU defeated a ranked opponent | 75-72 (#7) vs. Ohio State (OT), NCAA 1st Round (3/19/21) |
| ORU won a single-overtime game | 75-72 vs. Ohio State (3/19/21) |
| Opponent won a double-overtime game | 74-66 at Little Rock (12/2/17) |
| A Golden Eagle had a 20/10 Performance (PTS/REB) | Abmas (24/11) vs. Okla. Baptist (11/19/22) |
| A Golden Eagle had a 20/20 Performance (PTS/REB) | Damen Bell-Holter (25/20) vs. NW St. (1/10/13) |
| A Golden Eagle Scored 30 Points | 31 - Trey Phipps vs. Ozark Christian (11/29/22) |
| An Opponent Scored 30 Points | 30 - Steven Ashworth at Utah State (11/22/22) |
| A Golden Eagle Scored 40 Points | 41 - Max Abmas vs. Western Illinois (2/27/21) |
| A Golden Eagle had 15 Rebounds | 16 - Elijah Lufile vs. SDSU (2/24/22) |
| A Golden Eagle had 20 Rebounds | 21 - D'Mauria Jones vs. Bacone (12/15/20) |
| A Golden Eagle had 10 Assists | 10 - Carlos Jurgens vs. Oklahoma Baptist (11/19/22) |
| An Opponent had 10 Assists | 10 - Manu Lecomte at Baylor (11/11/16) |
| A Golden Eagle had five Steals | 6 - Kareem Thompson vs. Central Arkansas (12/10/22) |
| A Golden Eagle had five Blocks | 7 - Connor Vanover vs. Oklahoma Baptist (11/19/22) |
| An Opponent had five Blocks | 8 - Yor Anei, Oklahoma State (11/6/19) |
| The Golden Eagles won a game at the buzzer | at Western Illinois (1/8/21) |
| An Opponent won a game at the buzzer | vs. North Dakota State (1/22/22) |

ABOUT ORU

Founded in 1963 by evangelist Oral Roberts, ORU is a 400-acre campus located in South Tulsa. ORU boasts a total enrollment of over 5,000 students from all 50 states and more than 30 foreign countries. Some famous ORU alums include entertainer Kathy Lee Gifford, Pulitzer-prize nominated author Clifton Taulbert and two-time NCAA track & field national champion and 2008 Olympic silver medalist Andreotti Bain, 2012 NCAA outdoor national champion Jack Whitt and 2012 Olympians Prince Mumba (Track) and Dominique Allen (Women's Basketball). "The Simpsons" creator Matt Groening briefly attended ORU, and subsequently, many of the characters on the show are modeled after former ORU students and staff members. In fact, if you look closely over Ned Flanders' fireplace, his college diploma reads "Oral Roberts University".

ABOUT THE SUMMIT LEAGUE

Through 39 years of Division I athletics, The Summit League offers 19 championship sports and has a combined enrollment of around 100,000 at 10 institutions, including five located in top 60 U.S. metropolitan populations and two land-grant universities. Member institutions include: the University of Denver, University of Missouri-Kansas City, University of North Dakota, North Dakota State University, University of Nebraska Omaha, Oral Roberts University, University of St. Thomas, University of South Dakota, South Dakota State University and Western Illinois University. The Summit League was previously known as the Mid-Continent Conference before undergoing a rebrand in 2007. The Summit League has produced 15 NCAA National Champions with over 125 All-Americans and 100 Academic All-Americans including numerous student-athletes competing at the highest professional level.

Each year, approximately 3,000 student-athletes continue to raise the bar and help The Summit League reach exceptional success and development. Within the past eight years alone, The Summit League has produced a national postseason team tournament championship, an NCAA semifinal appearance, a pair of Sweet 16 appearances and eight NCAA Champions. That level of success also carries into the classroom. The Summit League ranked first for NCAA Graduation Success Rate in women's basketball from 2014-16. A total of 21 Summit League teams achieved perfect NCAA Academic Progress Rate scores in the most recently released figures, while 23 other teams garnered NCAA Public Recognition Awards for top academic progress rates.

The Summit League also produces the highest quality in competition. In 2020-21, former Summit League student-athletes competed in the NBA, in MLB, on the PGA Tour, on the LPGA Tour and in Major League Soccer (MLS).



2022-23 Oral Roberts Men's Basketball Combined Team Statistics All games

Page 1/1
as of Dec 11, 2022

Game Records

| Record | Overall | Home | Away | Neutral |
|----------------|---------|------|------|---------|
| ALL GAMES | 7-3 | 5-0 | 2-3 | 0-0 |
| CONFERENCE | 0-0 | 0-0 | 0-0 | 0-0 |
| NON-CONFERENCE | 7-3 | 5-0 | 2-3 | 0-0 |

Score by Periods

| Team | 1st | 2nd | OT | TOT |
|--------------|-----|-----|----|-----|
| Oral Roberts | 407 | 453 | 0 | 860 |
| Opponents | 412 | 338 | 0 | 750 |

Team Box Score

| No. | Player | | | | Total | | 3-Point | | F-Throw | | Rebounds | | | | | | | | | | | |
|-----------|------------------|-------|--------|------|---------|------|----------|------|---------|-------|----------|-----|-----|------|-----|----|-----|-----|-----|-----|-----|------|
| | | GP-GS | MIN | AVG | FG-FGA | FG% | 3FG-3FGA | 3FG% | FT-FTA | FT% | OFF | DEF | TOT | AVG | PF | DQ | A | TO | BLK | STL | PTS | AVG |
| 3 | ABMAS, Max | 9-9 | 294:21 | 32.7 | 55-132 | .417 | 29-87 | .333 | 31-34 | .912 | 7 | 45 | 52 | 5.8 | 18 | 1 | 35 | 21 | 1 | 9 | 170 | 18.9 |
| 35 | VANOVER, Connor | 9-9 | 218:30 | 24.3 | 44-88 | .500 | 11-36 | .306 | 10-12 | .833 | 12 | 53 | 65 | 7.2 | 9 | 0 | 8 | 8 | 32 | 6 | 109 | 12.1 |
| 10 | MCBRIDE, Issac | 10-10 | 272:31 | 27.3 | 41-89 | .461 | 19-44 | .432 | 13-17 | .765 | 3 | 24 | 27 | 2.7 | 8 | 0 | 33 | 12 | 0 | 5 | 114 | 11.4 |
| 11 | JÜRGENS, Carlos | 10-10 | 244:20 | 24.4 | 39-73 | .534 | 13-29 | .448 | 11-15 | .733 | 6 | 26 | 32 | 3.2 | 17 | 0 | 37 | 13 | 3 | 10 | 102 | 10.2 |
| 2 | THOMPSON, Kareem | 10-10 | 275:59 | 27.6 | 36-76 | .474 | 12-29 | .414 | 8-8 | 1.000 | 21 | 28 | 49 | 4.9 | 15 | 0 | 16 | 12 | 2 | 12 | 92 | 9.2 |
| 14 | WEAVER, DeShang | 10-1 | 176:31 | 17.7 | 33-61 | .541 | 13-30 | .433 | 6-12 | .500 | 13 | 19 | 32 | 3.2 | 16 | 0 | 3 | 4 | 6 | 6 | 85 | 8.5 |
| 32 | MWAMBA, Patrick | 9-1 | 169:06 | 18.8 | 27-55 | .491 | 6-13 | .462 | 13-22 | .591 | 10 | 36 | 46 | 5.1 | 13 | 0 | 5 | 7 | 5 | 6 | 73 | 8.1 |
| 20 | PHIPPS, Trey | 10-0 | 165:16 | 16.5 | 19-54 | .352 | 11-33 | .333 | 13-17 | .765 | 1 | 26 | 27 | 2.7 | 18 | 0 | 15 | 7 | 0 | 8 | 62 | 6.2 |
| 13 | CLOVER III, Nate | 5-0 | 61:19 | 12.3 | 8-18 | .444 | 0-3 | .000 | 4-10 | .400 | 9 | 9 | 18 | 3.6 | 6 | 0 | 0 | 5 | 5 | 2 | 20 | 4.0 |
| 0 | WILLIAMS, Demari | 6-0 | 48:25 | 8.1 | 8-16 | .500 | 1-3 | .333 | 3-4 | .750 | 7 | 0 | 7 | 1.2 | 5 | 0 | 2 | 3 | 1 | 0 | 20 | 3.3 |
| 5 | AMBOREE, Cam | 6-0 | 51:09 | 8.5 | 3-20 | .150 | 0-9 | .000 | 2-2 | 1.000 | 2 | 6 | 8 | 1.3 | 5 | 0 | 6 | 11 | 0 | 4 | 8 | 1.3 |
| 4 | SHANNON, Jake | 5-0 | 22:33 | 4.5 | 1-3 | .333 | 1-3 | .333 | 2-2 | 1.000 | 1 | 7 | 8 | 1.6 | 1 | 0 | 1 | 0 | 1 | 1 | 5 | 1.0 |
| Team | | | | | | | | | | | 15 | 14 | 29 | | | | 3 | | | | | |
| Total | | 10 | 2000 | | 314-685 | .458 | 116-319 | .364 | 116-155 | .748 | 107 | 293 | 400 | 40.0 | 131 | 1 | 161 | 106 | 56 | 69 | 860 | 86.0 |
| Opponents | | 10 | 2000 | | 277-671 | .413 | 96-263 | .365 | 100-142 | .704 | 115 | 282 | 397 | 39.7 | 140 | 0 | 118 | 136 | 30 | 60 | 750 | 75.0 |

Team Statistics

| | ORU | OPP |
|------------------------|----------------|----------------|
| Scoring | 860 | 750 |
| Points per game | 86.0 | 75.0 |
| Scoring margin | +11.0 | - |
| Field goals-att | 314-685 | 277-671 |
| Field goal pct | .458 | .413 |
| 3 point fg-att | 116-319 | 96-263 |
| 3-point FG pct | .364 | .365 |
| 3-pt FG made per game | 11.6 | 9.6 |
| Free throws-att | 116-155 | 100-142 |
| Free throw pct | .748 | .704 |
| F-Throws made per game | 11.6 | 10.0 |
| Rebounds | 400 | 397 |
| Rebounds per game | 40.0 | 39.7 |
| Rebounding margin | +0.3 | - |
| Assists | 161 | 118 |
| Assists per game | 16.1 | 11.8 |
| Turnovers | 106 | 136 |
| Turnovers per game | 10.6 | 13.6 |
| Turnover margin | +3.0 | - |
| Assist/turnover ratio | 1.5 | 0.9 |
| Steals | 69 | 60 |
| Steals per game | 6.9 | 6.0 |
| Blocks | 56 | 30 |
| Blocks per game | 5.6 | 3.0 |
| Winning streak | 4 | - |
| Home win streak | 5 | - |
| Attendance | 20636 | 23216 |
| Home games-Avg/Game | 5-4127 | 5-4643 |
| Neutral site-Avg/Game | - | 0-0 |

Team Results

| Date | Opponent | | Score | Att. |
|------------|----------------------|---|--------|------|
| 11/07/2022 | at Saint Mary's (CA) | L | 70-78 | 3219 |
| 11/11/2022 | John Brown | W | 95-62 | 5097 |
| 11/14/2022 | at Houston | L | 45-83 | 7246 |
| 11/15/2022 | at Texas Southern | W | 82-64 | 2109 |
| 11/19/2022 | Okla. Baptist | W | 98-86 | 4328 |
| 11/22/2022 | at Utah St. | L | 85-95 | 5980 |
| 11/27/2022 | Rogers St. | W | 81-70 | 3787 |
| 11/29/2022 | Ozark Christian | W | 116-68 | 3527 |
| 12/03/2022 | at Tulsa | W | 77-66 | 4662 |
| 12/10/2022 | Central Ark. | W | 111-78 | 3897 |





2022-23 Oral Roberts Men's Basketball
Points-rebounds-assists
All games

Page 1/1
as of Dec 11, 2022

| Opponent | Date | Score | | 0 | 2 | 3 | 4 | 5 | 10 | 11 | 13 | 14 | 20 | 32 |
|----------------------|------------|--------|---|------------|------------|-----------|------------|------------|------------|------------|------------|------------|------------|------------|
| | | | | WILLIAMS,D | THOMPSON,K | ABMAS,MAX | SHANNON,JA | AMBOREE,CA | MCBRIDE,IS | JÜRGENS,CA | CLOVER III | WEAVER,DES | PHIPPS,TRE | MWAMBA,PAT |
| at Saint Mary's (CA) | 11/07/2022 | 70-78 | L | 0-0-0 | 13-5-1 | 14-7-4 | DNP | DNP | 11-2-3 | 8-3-3 | DNP | 3-1-0 | 2-3-0 | 8-3-0 |
| John Brown | 11/11/2022 | 95-62 | W | 2-2-0 | 11-5-3 | 18-9-4 | 3-0-0 | 0-1-0 | 19-3-3 | 13-3-5 | 0-0-0 | 8-6-2 | 2-4-4 | DNP |
| at Houston | 11/14/2022 | 45-83 | L | 1-1-0 | 3-1-0 | 3-2-4 | 0-1-0 | 0-0-1 | 5-2-1 | 5-2-0 | 0-5-0 | 12-5-0 | 0-1-1 | 5-0-0 |
| at Texas Southern | 11/15/2022 | 82-64 | W | DNP | 14-10-3 | 15-8-4 | DNP | DNP | 6-3-6 | 5-0-1 | DNP | 15-3-0 | 6-5-0 | 7-2-0 |
| Okla. Baptist | 11/19/2022 | 98-86 | W | 2-0-0 | 6-3-3 | 24-11-2 | 0-0-0 | 0-1-0 | 21-4-4 | 8-4-10 | 2-1-0 | 13-3-0 | 4-1-1 | 6-5-0 |
| at Utah St. | 11/22/2022 | 85-95 | L | DNP | 11-3-1 | 17-5-4 | DNP | DNP | 19-1-4 | 11-1-4 | DNP | 3-2-1 | 4-2-0 | 2-2-0 |
| Rogers St. | 11/27/2022 | 81-70 | W | DNP | 14-5-0 | 20-5-4 | DNP | 0-0-1 | 12-5-3 | 8-5-1 | DNP | 9-5-0 | 0-2-3 | 10-10-1 |
| Ozark Christian | 11/29/2022 | 116-68 | W | 13-4-2 | 7-3-0 | DNP | 2-4-1 | 8-4-3 | 3-2-3 | 14-6-4 | 15-10-0 | 11-3-0 | 31-4-3 | 12-9-2 |
| at Tulsa | 12/03/2022 | 77-66 | W | DNP | 11-8-2 | 28-3-4 | DNP | DNP | 0-3-4 | 12-3-3 | DNP | 7-3-0 | 0-2-1 | 11-8-2 |
| Central Ark. | 12/10/2022 | 111-78 | W | 2-0-0 | 2-6-3 | 31-2-5 | 0-3-0 | 0-2-1 | 18-2-2 | 18-5-6 | 3-2-0 | 4-1-0 | 13-3-2 | 12-7-0 |

| Opponent | Date | Score | | 35 |
|----------------------|------------|--------|---|------------|
| | | | | VANOVER,CO |
| at Saint Mary's (CA) | 11/07/2022 | 70-78 | L | 11-6-0 |
| John Brown | 11/11/2022 | 95-62 | W | 19-8-1 |
| at Houston | 11/14/2022 | 45-83 | L | 11-5-2 |
| at Texas Southern | 11/15/2022 | 82-64 | W | 14-13-1 |
| Okla. Baptist | 11/19/2022 | 98-86 | W | 12-7-1 |
| at Utah St. | 11/22/2022 | 85-95 | L | 18-12-1 |
| Rogers St. | 11/27/2022 | 81-70 | W | 8-2-0 |
| Ozark Christian | 11/29/2022 | 116-68 | W | DNP |
| at Tulsa | 12/03/2022 | 77-66 | W | 8-8-0 |
| Central Ark. | 12/10/2022 | 111-78 | W | 8-4-2 |





2022-23 Oral Roberts Men's Basketball Opponents Game-by-Game All games

Page 1/1
as of Dec 11, 2022

| Opponent | Date | Score | | Total | | 3-Pointers | | Free throws | | Rebounds | | | | PF | A | TO | BLK | STL | PTS | AVG |
|----------------------|------------|------------|---|----------------|-------------|---------------|-------------|----------------|-------------|------------|------------|------------|-------------|------------|------------|------------|-----------|-----------|------------|-------------|
| | | | | FG-FGA | PCT | 3FG-3FGA | PCT | FT-FTA | PCT | OFF | DEF | TOT | AVG | | | | | | | |
| at Saint Mary's (CA) | 11/07/2022 | 70-78 | L | 25-62 | .403 | 8-25 | .320 | 20-28 | .714 | 11 | 31 | 42 | 42.0 | 15 | 9 | 5 | 3 | 8 | 78 | 78.0 |
| John Brown | 11/11/2022 | 95-62 | W | 26-77 | .338 | 10-33 | .303 | 0-0 | .000 | 13 | 35 | 48 | 45.0 | 13 | 6 | 16 | 1 | 4 | 62 | 70.0 |
| at Houston | 11/14/2022 | 45-83 | L | 30-58 | .517 | 6-17 | .353 | 17-25 | .680 | 15 | 37 | 52 | 47.3 | 15 | 6 | 12 | 5 | 5 | 83 | 74.3 |
| at Texas Southern | 11/15/2022 | 82-64 | W | 26-74 | .351 | 4-25 | .160 | 8-12 | .667 | 17 | 26 | 43 | 46.3 | 9 | 13 | 7 | 6 | 3 | 64 | 71.8 |
| Okla. Baptist | 11/19/2022 | 98-86 | W | 35-74 | .473 | 9-22 | .409 | 7-9 | .778 | 11 | 24 | 35 | 44.0 | 14 | 16 | 16 | 5 | 9 | 86 | 74.6 |
| at Utah St. | 11/22/2022 | 85-95 | L | 29-56 | .518 | 19-31 | .613 | 18-23 | .783 | 6 | 31 | 37 | 42.8 | 14 | 25 | 19 | 3 | 5 | 95 | 78.0 |
| Rogers St. | 11/27/2022 | 81-70 | W | 25-67 | .373 | 9-18 | .500 | 11-12 | .917 | 11 | 20 | 31 | 41.1 | 19 | 9 | 9 | 2 | 6 | 70 | 76.9 |
| Ozark Christian | 11/29/2022 | 116-68 | W | 26-64 | .406 | 13-38 | .342 | 3-9 | .333 | 8 | 23 | 31 | 39.9 | 18 | 16 | 23 | 1 | 5 | 68 | 75.8 |
| at Tulsa | 12/03/2022 | 77-66 | W | 25-61 | .410 | 7-21 | .333 | 9-17 | .529 | 10 | 34 | 44 | 40.3 | 7 | 9 | 13 | 2 | 3 | 66 | 74.7 |
| Central Ark. | 12/10/2022 | 111-78 | W | 30-78 | .385 | 11-33 | .333 | 7-7 | 1.000 | 13 | 21 | 34 | 39.7 | 16 | 9 | 16 | 2 | 12 | 78 | 75.0 |
| Total | | 750 | | 277-671 | .413 | 96-263 | .365 | 100-142 | .704 | 115 | 282 | 397 | 39.7 | 140 | 118 | 136 | 30 | 60 | 750 | 75.0 |
| Oral Roberts | | 860 | | 314-685 | .458 | 116-319 | .364 | 116-155 | .748 | 107 | 293 | 400 | 40.0 | 131 | 161 | 106 | 56 | 69 | 860 | 86.0 |

Opponents Averages

| Games Played | Points/game | FG Pct | 3FG Pct | FT Pct | Rebounds/game | Assists/game | Turnovers/game | Assist/Turnover ratio | Steals/game | Blocks/game |
|--------------|-------------|--------|---------|--------|---------------|--------------|----------------|-----------------------|-------------|-------------|
| 10 | 75.0 | 41.3 | 36.5 | 70.4 | 39.7 | 11.8 | 13.6 | 0.9 | 6.0 | 3.0 |





2022-23 Oral Roberts Men's Basketball Season/Career Statistics All games

Page 1/1
as of Dec 11, 2022

Summary

| Player | Season Statistics | | | | | | | | | | Career Statistics | | | | | | | | | |
|------------------|-------------------|-------|------|------|-------|-----|-----|-----|-----|-------|-------------------|-------|------|------|-------|-----|-----|-----|-----|-------|
| | GP-GS | MIN/G | FG% | 3FG% | FT% | R/G | A/G | STL | BLK | PTS/G | GP-GS | MIN/G | FG% | 3FG% | FT% | R/G | A/G | STL | BLK | PTS/G |
| ABMAS, Max | 9-9 | 32.7 | .417 | .333 | .912 | 5.8 | 3.9 | 9 | 1 | 18.9 | 98-98 | 34.1 | .436 | .388 | .867 | 3.2 | 3.0 | 111 | 16 | 20.3 |
| AMBOREE, Cam | 6-0 | 8.5 | .150 | .000 | 1.000 | 1.3 | 1.0 | 4 | 0 | 1.3 | 6-0 | 8.5 | .150 | .000 | 1.000 | 1.3 | 1.0 | 4 | 0 | 1.3 |
| CLOVER III, Nate | 5-0 | 12.3 | .444 | .000 | .400 | 3.6 | 0.0 | 2 | 5 | 4.0 | 35-0 | 7.0 | .500 | .000 | .636 | 2.3 | 0.0 | 5 | 20 | 2.2 |
| JÜRGENS, Carlos | 10-10 | 24.4 | .534 | .448 | .733 | 3.2 | 3.7 | 10 | 3 | 10.2 | 99-57 | 23.3 | .410 | .308 | .628 | 2.9 | 1.9 | 78 | 40 | 6.2 |
| MCBRIDE, Issac | 10-10 | 27.3 | .461 | .432 | .765 | 2.7 | 3.3 | 5 | 0 | 11.4 | 61-18 | 20.1 | .440 | .417 | .836 | 2.0 | 1.6 | 36 | 2 | 9.6 |
| MWAMBA, Patrick | 9-1 | 18.8 | .491 | .462 | .591 | 5.1 | 0.6 | 6 | 5 | 8.1 | 92-56 | 20.6 | .380 | .323 | .623 | 3.9 | 1.0 | 88 | 49 | 6.6 |
| PHIPPS, Trey | 10-0 | 16.5 | .352 | .333 | .765 | 2.7 | 1.5 | 8 | 0 | 6.2 | 57-0 | 16.2 | .393 | .377 | .792 | 1.9 | 1.0 | 31 | 4 | 6.4 |
| SHANNON, Jake | 5-0 | 4.5 | .333 | .333 | 1.000 | 1.6 | 0.2 | 1 | 1 | 1.0 | 5-0 | 4.5 | .333 | .333 | 1.000 | 1.6 | 0.2 | 1 | 1 | 1.0 |
| THOMPSON, Kareem | 10-10 | 27.6 | .474 | .414 | 1.000 | 4.9 | 1.6 | 12 | 2 | 9.2 | 70-69 | 27.4 | .450 | .373 | .753 | 4.7 | 1.8 | 67 | 39 | 8.3 |
| VANOVER, Connor | 9-9 | 24.3 | .500 | .306 | .833 | 7.2 | 0.9 | 6 | 32 | 12.1 | 81-61 | 16.2 | .465 | .317 | .811 | 3.8 | 0.4 | 28 | 127 | 6.9 |
| WEAVER, DeShang | 10-1 | 17.7 | .541 | .433 | .500 | 3.2 | 0.3 | 6 | 6 | 8.5 | 102-59 | 21.2 | .450 | .388 | .687 | 3.1 | 0.5 | 37 | 90 | 8.1 |
| WILLIAMS, Demari | 6-0 | 8.1 | .500 | .333 | .750 | 1.2 | 0.3 | 0 | 1 | 3.3 | 6-0 | 8.1 | .500 | .333 | .750 | 1.2 | 0.3 | 0 | 1 | 3.3 |

Scoring

| Player | Season Statistics | | | | | | | | Career Statistics | | | | | | | |
|------------------|-------------------|------|----------|------|--------|-------|-----|-------|-------------------|------|----------|------|---------|-------|------|-------|
| | FG-FGA | FG% | 3FG-3FGA | 3FG% | FT-FTA | FT% | PTS | PTS/G | FG-FGA | FG% | 3FG-3FGA | 3FG% | FT-FTA | FT% | PTS | PTS/G |
| ABMAS, Max | 55-132 | .417 | 29-87 | .333 | 31-34 | .912 | 170 | 18.9 | 663-1522 | .436 | 330-851 | .388 | 333-384 | .867 | 1989 | 20.3 |
| AMBOREE, Cam | 3-20 | .150 | 0-9 | .000 | 2-2 | 1.000 | 8 | 1.3 | 3-20 | .150 | 0-9 | .000 | 2-2 | 1.000 | 8 | 1.3 |
| CLOVER III, Nate | 8-18 | .444 | 0-3 | .000 | 4-10 | .400 | 20 | 4.0 | 31-62 | .500 | 0-3 | .000 | 14-22 | .636 | 76 | 2.2 |
| JÜRGENS, Carlos | 39-73 | .534 | 13-29 | .448 | 11-15 | .733 | 102 | 10.2 | 220-536 | .410 | 84-273 | .308 | 86-137 | .628 | 610 | 6.2 |
| MCBRIDE, Issac | 41-89 | .461 | 19-44 | .432 | 13-17 | .765 | 114 | 11.4 | 198-450 | .440 | 90-216 | .417 | 97-116 | .836 | 583 | 9.6 |
| MWAMBA, Patrick | 27-55 | .491 | 6-13 | .462 | 13-22 | .591 | 73 | 8.1 | 212-558 | .380 | 87-269 | .323 | 96-154 | .623 | 607 | 6.6 |
| PHIPPS, Trey | 19-54 | .352 | 11-33 | .333 | 13-17 | .765 | 62 | 6.2 | 119-303 | .393 | 69-183 | .377 | 57-72 | .792 | 364 | 6.4 |
| SHANNON, Jake | 1-3 | .333 | 1-3 | .333 | 2-2 | 1.000 | 5 | 1.0 | 1-3 | .333 | 1-3 | .333 | 2-2 | 1.000 | 5 | 1.0 |
| THOMPSON, Kareem | 36-76 | .474 | 12-29 | .414 | 8-8 | 1.000 | 92 | 9.2 | 223-496 | .450 | 76-204 | .373 | 58-77 | .753 | 580 | 8.3 |
| VANOVER, Connor | 44-88 | .500 | 11-36 | .306 | 10-12 | .833 | 109 | 12.1 | 219-471 | .465 | 63-199 | .317 | 60-74 | .811 | 561 | 6.9 |
| WEAVER, DeShang | 33-61 | .541 | 13-30 | .433 | 6-12 | .500 | 85 | 8.5 | 308-685 | .450 | 163-420 | .388 | 46-67 | .687 | 825 | 8.1 |
| WILLIAMS, Demari | 8-16 | .500 | 1-3 | .333 | 3-4 | .750 | 20 | 3.3 | 8-16 | .500 | 1-3 | .333 | 3-4 | .750 | 20 | 3.3 |

Totals

| Player | Season Statistics | | | | | | | | Career Statistics | | | | | | | |
|------------------|-------------------|-------|-------|----|----|----|----|------|-------------------|-------|-------|-----|----|-----|-----|------|
| | O-REB | D-REB | TOTAL | PF | FO | A | TO | A/TO | O-REB | D-REB | TOTAL | PF | FO | A | TO | A/TO |
| ABMAS, Max | 7 | 45 | 52 | 18 | 1 | 35 | 21 | 1.7 | 40 | 272 | 312 | 185 | 3 | 294 | 187 | 1.6 |
| AMBOREE, Cam | 2 | 6 | 8 | 5 | 0 | 6 | 11 | 0.5 | 2 | 6 | 8 | 5 | 0 | 6 | 11 | 0.5 |
| CLOVER III, Nate | 9 | 9 | 18 | 6 | 0 | 0 | 5 | 0.0 | 28 | 51 | 79 | 32 | 0 | 1 | 23 | 0.0 |
| JÜRGENS, Carlos | 6 | 26 | 32 | 17 | 0 | 37 | 13 | 2.8 | 35 | 248 | 283 | 170 | 2 | 191 | 121 | 1.6 |
| MCBRIDE, Issac | 3 | 24 | 27 | 8 | 0 | 33 | 12 | 2.8 | 13 | 111 | 124 | 73 | 0 | 95 | 62 | 1.5 |
| MWAMBA, Patrick | 10 | 36 | 46 | 13 | 0 | 5 | 7 | 0.7 | 94 | 269 | 363 | 203 | 6 | 88 | 107 | 0.8 |
| PHIPPS, Trey | 1 | 26 | 27 | 18 | 0 | 15 | 7 | 2.1 | 13 | 94 | 107 | 67 | 0 | 58 | 38 | 1.5 |
| SHANNON, Jake | 1 | 7 | 8 | 1 | 0 | 1 | 0 | 0.0 | 1 | 7 | 8 | 1 | 0 | 1 | 0 | 0.0 |
| THOMPSON, Kareem | 21 | 28 | 49 | 15 | 0 | 16 | 12 | 1.3 | 96 | 233 | 329 | 110 | 0 | 124 | 93 | 1.3 |
| VANOVER, Connor | 12 | 53 | 65 | 9 | 0 | 8 | 8 | 1.0 | 72 | 238 | 310 | 88 | 0 | 31 | 50 | 0.6 |
| WEAVER, DeShang | 13 | 19 | 32 | 16 | 0 | 3 | 4 | 0.8 | 85 | 233 | 318 | 209 | 3 | 52 | 77 | 0.7 |
| WILLIAMS, Demari | 7 | 0 | 7 | 5 | 0 | 2 | 3 | 0.7 | 7 | 0 | 7 | 5 | 0 | 2 | 3 | 0.7 |





2022-23 Oral Roberts Men's Basketball Combined Team Statistics In Conference games

Page 1/1
as of Nov 11, 2022

Game Records

| Record | Overall | Home | Away | Neutral |
|----------------|---------|------|------|---------|
| ALL GAMES | 0-0 | 0-0 | 0-0 | 0-0 |
| CONFERENCE | 0-0 | 0-0 | 0-0 | 0-0 |
| NON-CONFERENCE | 0-0 | 0-0 | 0-0 | 0-0 |

Score by Periods

| Team | 1st | 2nd | OT | TOT |
|--------------|-----|-----|----|-----|
| Oral Roberts | 0 | 0 | 0 | 0 |
| Opponents | 0 | 0 | 0 | 0 |

Team Box Score

| Team Box Score | | | | | | | | | | | | | | | | | | | | | | | | | |
|----------------|--------|-------|-----|-----|--------|------|----------|------|---------|------|----------|-----|-----|-----|----|----|---|----|-----|-----|-----|-----|--|--|--|
| No. | Player | | | | Total | | 3-Point | | F-Throw | | Rebounds | | | | | | | | | | | | | | |
| | | GP-GS | MIN | AVG | FG-FGA | FG% | 3FG-3FGA | 3FG% | FT-FTA | FT% | OFF | DEF | TOT | AVG | PF | DQ | A | TO | BLK | STL | PTS | AVG | | | |
| Team | | | | | | | | | | | | | | | | | | | | | | | | | |
| Total | | 0 | 0 | | 0-0 | .000 | 0-0 | .000 | 0-0 | .000 | 0 | 0 | 0 | 0.0 | 0 | 0 | 0 | 0 | 0 | 0 | 0 | 0.0 | | | |
| Opponents | | 0 | 0 | | 0-0 | .000 | 0-0 | .000 | 0-0 | .000 | 0 | 0 | 0 | 0.0 | 0 | 0 | 0 | 0 | 0 | 0 | 0 | 0.0 | | | |

Team Statistics

| | ORU | OPP |
|------------------------|------|------|
| Scoring | 0 | 0 |
| Points per game | 0.0 | 0.0 |
| Scoring margin | 0.0 | - |
| Field goals-att | 0-0 | 0-0 |
| Field goal pct | .000 | .000 |
| 3 point fg-att | 0-0 | 0-0 |
| 3-point FG pct | .000 | .000 |
| 3-pt FG made per game | 0.0 | 0.0 |
| Free throws-att | 0-0 | 0-0 |
| Free throw pct | .000 | .000 |
| F-Throws made per game | 0.0 | 0.0 |
| Rebounds | 0 | 0 |
| Rebounds per game | 0.0 | 0.0 |
| Rebounding margin | 0.0 | - |
| Assists | 0 | 0 |
| Assists per game | 0.0 | 0.0 |
| Turnovers | 0 | 0 |
| Turnovers per game | 0.0 | 0.0 |
| Turnover margin | 0.0 | - |
| Assist/turnover ratio | 0.0 | 0.0 |
| Steals | 0 | 0 |
| Steals per game | 0.0 | 0.0 |
| Blocks | 0 | 0 |
| Blocks per game | 0.0 | 0.0 |
| Winning streak | 0 | - |
| Home win streak | 0 | - |
| Attendance | 0 | 0 |
| Home games-Avg/Game | 0-0 | 0-0 |
| Neutral site-Avg/Game | - | 0-0 |

Team Results

| Date | Opponent | Score | Att. |
|------|----------|-------|------|
|------|----------|-------|------|



ORU SINGLE GAME TOP 10

POINTS

| RK | PTS. | NAME | OPP. | DATE |
|----|------|-----------------|-----------------------------|----------|
| 1. | 68* | Greg Sutton | Oklahoma City (A) | 12/5/90 |
| 2. | 66 | Anthony Roberts | North Carolina A&T (H) | 2/19/77 |
| 3. | 65 | Anthony Roberts | Oregon (NIT) (H) | 3/9/77 |
| 4. | 60* | Richard Fuqua | University of the South (H) | 1/15/71 |
| 5. | 57* | Richard Fuqua | St. Benedict (A) | 12/26/70 |
| 6. | 54* | Greg Sutton | Arkansas Tech (A) | 11/27/89 |
| 7. | 52 | Ray Thompson | Prairie View A&M (A) | 1/16/92 |
| 8. | 51* | Richard Fuqua | Jackson St. (H) | 1/28/71 |
| 51 | | Richard Fuqua | Union (TN) (H) | 2/24/72 |
| 51 | | Richard Fuqua | Moorhead (MN) St. (H) | 1/15/72 |

REBOUNDS

| RK | REB | NAME | OPP. | DATE |
|----|-----|----------------|-----------------------|----------|
| 1. | 34 | David Vaughn | Brandeis (H) | 1/8/73 |
| 2. | 30 | Eddie Woods | Lamar (A) | 1/25/72 |
| 3. | 28 | Eddie Woods | Lamar (H) | 1/21/74 |
| 4. | 24 | Eddie Woods | UT-Pan American (H) | 1/26/74 |
| 24 | | Eddie Woods | St. Francis (Pa.) (H) | 1/5/72 |
| 6. | 22 | Caleb Green | Southern Utah (H) | 2/28/04 |
| 7. | 21 | Mark Acres | Tulsa (H) | 1/12/84 |
| 21 | | Antonio Martin | West Texas St. (A) | 12/5/77 |
| 21 | | Eddie Woods | St. Johns (A) | 3/21/72 |
| 21 | | Eddie Woods | Boston (A) | 2/26/72 |
| 21 | | Eddie Woods | Connecticut (H) | 12/29/71 |
| 21 | | Rocky Walls | Southern Utah (N) | 3/1/98 |
| 21 | | D'Mauria Jones | Bacone (H) | 12/15/20 |

ASSISTS

| RK | ASST | NAME | OPP. | DATE |
|-----|------|------------------|---------------------|---------|
| 1. | 16 | Jonathan Bluiitt | Oakland (H) | 1/20/05 |
| 2. | 15 | Haywoode Workman | St. Louis (H) | 2/7/87 |
| 15 | | Arnold Dugger | Florida St. (H) | 3/1/77 |
| 4. | 14 | Arnold Dugger | North Texas (H) | 2/12/77 |
| 14 | | Willie Irons | BYU (H) | 1/21/86 |
| 6. | 13 | Richard Fuqua | UT-Pan American (H) | 2/27/73 |
| 13 | | Ron Jones | Illinois St. (H) | 1/15/77 |
| 13 | | Robert Griffin | Stetson (H) | 2/17/79 |
| 13 | | Jonathan Bluiitt | UMKC (A) | 1/3/04 |
| 10. | 12 | Six tied | | |

FIELD GOALS MADE

| RK | FGM | NAME | OPP. | DATE |
|-----|-----|-----------------|------------------------|----------|
| 1. | 25 | Richard Fuqua | Moorhead St. (H) | 1/15/72 |
| 25 | | Richard Fuqua | Trinity (H) | 2/17/72 |
| 25 | | Anthony Roberts | North Carolina A&T (H) | 2/19/77 |
| 25 | | Anthony Roberts | Oregon (H) *NIT* | 3/9/77 |
| 5. | 24 | Anthony Roberts | Florida St. (A) | 3/1/77 |
| 24* | | Richard Fuqua | St. Benedict's (H) | 12/26/70 |
| 7. | 21 | Anthony Roberts | Illinois St. (A) | 1/6/75 |
| 21 | | Anthony Roberts | North Carolina (N) | 12/27/76 |
| 9. | 20 | Anthony Roberts | Bowling Green (N) | 12/29/76 |
| 10. | 18 | Anthony Roberts | Illinois St. (H) | 1/31/76 |
| 18 | | Anthony Roberts | North Texas St. (H) | 2/12/77 |
| 18 | | Lamont Reid | Austin Peay (N) | 12/30/77 |

FIELD GOALS ATTEMPTED

| RK | FGA | NAME | OPP. | DATE |
|----|-----|-----------------|---------------------|----------|
| 1. | 49 | Richard Fuqua | Illinois St. (H) | 2/14/73 |
| 2. | 47 | Richard Fuqua | Trinity (H) | 2/17/72 |
| 47 | | Richard Fuqua | Union (Tenn.) (H) | 2/24/72 |
| 4. | 46 | Richard Fuqua | UT-Pan American (A) | 3/6/72 |
| 5. | 44 | Richard Fuqua | St. Benedict's (H) | 12/26/70 |
| 44 | | Richard Fuqua | UW-Milwaukee (H) | 3/2/72 |
| 7. | 39 | Anthony Roberts | Florida St. (A) | 2/19/77 |
| 8. | 38 | Anthony Roberts | Illinois St. (A) | 1/6/75 |
| 38 | | Anthony Roberts | North Carolina (N) | 12/27/76 |
| 37 | | Anthony Roberts | Oregon (H) | 3/9/77 |

FIELD GOAL PERCENTAGE (MIN. 10 ATTEMPTS)

| RK | FG% | NAME | FGM-FGA | OPP. | DATE |
|------|-------|-------------------|---------|-------------------|----------|
| 1. | 1.000 | Charles Dorsey | 11-11 | Butler (A) | 2/20/84 |
| 2. | .923 | Jeff Acres | 12-13 | Okla. Baptist (H) | 11/24/84 |
| .923 | | Blake Moses | 12-13 | S.F. Austin (H) | 11/30/96 |
| 4. | .917 | Warren Niles | 11-12 | St. Gregory's (H) | 11/14/12 |
| 5. | .909 | Woody Jones | 10-11 | UC-Irvine (A) | 12/23/85 |
| .909 | | Clifford Crenshaw | 10-11 | Rice (A) | 2/22/95 |
| 7. | .900 | Tye Fields | 9-10 | TCU (A) | 1/6/94 |
| .900 | | Derrick Taylor | 9-10 | UMKC (A) | 1/7/99 |
| .900 | | Reggie Borges | 9-10 | UT-Arlington (H) | 12/17/01 |
| .900 | | Damen Bell-Holter | 9-10 | Akron (A) | 1/3/11 |
| .900 | | Michael Craion | 9-10 | Fort Wayne (A) | 2/15/12 |

3-PT FIELD GOALS MADE

| RK | 3FG | NAME | OPP. | DATE |
|----|-----|----------------------|----------------------|----------|
| 1. | 11 | Greg Sutton | Oklahoma City (H) | 12/5/90 |
| 2. | 10 | Chris Riouse | Oakland (A) | 2/9/06 |
| 3. | 9 | Eric Perry | Chicago St. (H) | 2/3/00 |
| 9 | | Markius Barnes | UMKC (H) | 2/2/02 |
| 9 | | Ken Tutt | Chattanooga (A) | 12/16/06 |
| 9 | | Moses Ehambe | Western Illinois (A) | 2/14/08 |
| 7. | 8 | Luke Spencer-Gardner | Southern Utah (H) | 1/24/02 |
| 8 | | Moses Ehambe | Centenary (N) | 3/8/08 |
| 9. | 7 | 20 tied | | |

3-PT FG ATTEMPTS

| RK | 3FGA | NAME | OPP. | DATE |
|-----|------|---------------|----------------------|----------|
| 1. | 17 | Robert Jarvis | North Carolina (A) | 12/13/08 |
| 17 | | Chris Riouse | Oakland (A) | 2/9/06 |
| 3. | 16 | Max Abmas | St. Thomas (A) | 1/6/22 |
| 4. | 15 | Robert Jarvis | Texas A&M-CC (H) | 11/14/07 |
| 15 | | Ken Tutt | Chicago St. (A) | 1/17/04 |
| 6. | 14 | Kris Martin | Missouri St. (A) | 12/14/16 |
| 14 | | Warren Niles | Central Arkansas (A) | 3/9/13 |
| 14 | | Ken Tutt | Southern Utah (A) | 1/5/04 |
| 14 | | Ken Tutt | Chattanooga (A) | 12/16/06 |
| 10. | 13 | 11 tied | | |

3-PT FG PERCENTAGE (MIN. 5 ATT.)

| RK | 3FG% | NAME | 3FGM-3FGA | OPP. | DATE |
|------|------|----------------------|-----------|----------------------|----------|
| 1. | 1.00 | Bobby Word | 5-5 | Incarnate Word (A) | 1/18/14 |
| 1.00 | | Mikey Mangum | 6-6 | South Dakota (H) | 1/26/12 |
| 1.00 | | Luke Spencer-Gardner | 6-6 | Utah Valley St. (A) | 12/11/04 |
| 4. | .900 | Eric Perry | 9-10 | Chicago St. (H) | 2/3/00 |
| 5. | .889 | Aaron Young | 8-9 | Denver (A) | 1/6/16 |
| 6. | .875 | Warren Niles | 7-8 | St. Gregory's (H) | 11/14/12 |
| .875 | | Marchello Vealy | 7-8 | Kansas (A) | 11/15/06 |
| 8. | .857 | Jerome Abbage | 6-7 | Louisville (A) | 1/2/93 |
| .857 | | Moses Ehambe | 6-7 | IUPUI (A) | 2/24/07 |
| .857 | | Dominique Morrison | 6-7 | Western Illinois (A) | 12/2/11 |

FREE THROWS MADE

| RK | FTM | NAME | OPP. | DATE |
|-----|-----|------------------|------------------------|----------|
| 1. | 17 | Caleb Green | Chicago State (H) | 2/4/06 |
| 17 | | Caleb Green | Valparaiso (A) | 1/9/06 |
| 17 | | Anthony Roberts | Oregon State (H) | 12/30/76 |
| 4. | 16 | Anthony Roberts | North Carolina A&T (H) | 2/19/77 |
| 16 | | Caleb Green | Akron (H) | 12/2/06 |
| 16 | | Caleb Green | Centenary (A) | 1/20/07 |
| 16 | | Kevin Obanor | South Dakota (H) | 1/17/19 |
| 7. | 15 | Eldon Lawryer | Oglethorpe (H) | 2/5/72 |
| 15 | | Mark Acres | Evansville (A) | 3/9/83 |
| 15 | | Haywoode Workman | Oklahoma (A) | 12/10/88 |
| 10. | 14 | Six tied | | |

FREE THROWS ATTEMPTED

| RK | FTA | NAME | OPP. | DATE |
|-----|-----|------------------|-------------------------|----------|
| 1. | 22 | Caleb Green | Seton Hall (N) | 12/28/06 |
| 2. | 21 | Caleb Green | Valparaiso (A) | 1/9/06 |
| 3. | 20 | Anthony Roberts | Oregon State (H) | 12/30/76 |
| 4. | 19 | Caleb Green | Chicago State (H) | 2/4/06 |
| 19 | | Caleb Green | Louisiana-Lafayette (H) | 11/21/06 |
| 19 | | Caleb Green | Akron (H) | 12/2/06 |
| 19 | | Steven Roundtree | Indiana State (H) | 11/20/10 |
| 19 | | Korey Billbury | Tulsa (H) | 11/15/14 |
| 19 | | Obi Emegano | Omaha (A) | 2/19/15 |
| 10. | 18 | Six tied | | |

FREE THROW PERCENTAGE (MIN. 10 ATT.)

| RK | FT% | NAME | FTM-FTA | DATE | PCT. |
|-------|-------|--------------------|---------|-----------------------|----------|
| 1. | 1.000 | Eldon Lawryer | 15-15 | Oglethorpe (H) | 2/15/72 |
| 1.000 | | Obi Emegano | 14-14 | Denver (H) | 2/19/16 |
| 1.000 | | Max Abmas | 12-12 | Florida (N) | 3/21/21 |
| 1.000 | | Obi Emegano | 12-12 | Western Illinois (H) | 2/13/16 |
| 1.000 | | Ken Tutt | 11-11 | Southern Utah (A) | 1/11/07 |
| 1.000 | | Dominique Morrison | 11-11 | South Dakota St. (H) | 1/7/11 |
| 1.000 | | Anthony Roberts | 10-10 | Santa Clara (H) | 12/20/75 |
| 1.000 | | Charles Dorsey | 10-10 | Evansville (A) | 2/4/85 |
| 1.000 | | Brian Miles | 10-10 | Southwest Texas (H) | 1/17/87 |
| 1.000 | | Reggie Borges | 10-10 | Oklahoma Wesleyan (H) | 11/23/02 |
| 1.000 | | Dominique Morrison | 10-10 | UMKC (H) | 1/15/11 |
| 1.000 | | Shawn Glover | 10-10 | Southeastern La. (H) | 2/8/14 |
| 1.000 | | Max Abmas | 10-10 | North Dakota (A) | 2/19/22 |

BLOCKED SHOTS

| RK | BLK | NAME | OPP. | DATE |
|-----|-----|----------------|-----------------------|----------|
| 1. | 9 | Kendrick Moore | Stephen F. Austin (A) | 12/14/02 |
| 9 | | Kendrick Moore | IUPUI (N) | 3/4/02 |
| 9 | | Antonio Martin | Oklahoma City (H) | 1/28/78 |
| 9 | | Alvin Scott | West Texas State (H) | 1/24/77 |
| 5. | 8 | Connor Vanover | John Brown (H) | 11/11/22 |
| 8 | | Shawn Glover | New Orleans (H) | 2/6/14 |
| 8 | | Kendrick Moore | Wichita State (H) | 11/30/02 |
| 8. | 7 | David Vaughn | Trinity (H) | 2/17/73 |
| 7 | | Shawn King | Fort Wayne (A) | 1/10/08 |
| 7 | | Albert Owens | Oakland (H) | 11/27/17 |
| 7 | | Connor Vanover | Okla. Baptist (H) | 11/19/22 |
| 10. | 6 | 12 tied | | |

STEALS

| RK | STL | NAME | OPP. | DATE |
|----|-----|--------------------|----------------------|----------|
| 1. | 9 | Haywoode Workman | Oklahoma (H) | 12/29/88 |
| 9 | | Haywoode Workman | South Carolina (H) | 1/28/89 |
| 9 | | R.J. Fuqua | Avila (H) | 11/10/17 |
| 3. | 8 | Obi Emegano | Haskell (H) | 12/28/14 |
| 4. | 7 | Willie Irons | Coppin State (H) | 12/11/86 |
| 7 | | Akin Akin-Otiko | Texas (H) | 12/13/86 |
| 7 | | Tim Gill | John Brown (H) | 1/23/96 |
| 7 | | Larry Owens | Tulsa (H) | 12/3/05 |
| 8. | 6 | Arnold Dugger | Bowling Green (H) | 12/28/74 |
| 6 | | Michael Craion | West Virginia (A) | 11/11/11 |
| 6 | | Gary "Cat" Johnson | Portland State (H) | 1/23/80 |
| 6 | | Kareem Thompson | Central Arkansas (H) | 12/10/22 |

* Part of career spent at NAIA level

** Part of career prior to ORU's move to NCAA Major College Division

ORU SEASON TOP 10

POINTS

| RK | NAME | YEARS | PTS. |
|-----|--------------------|---------|-------|
| 1. | Richard Fuqua | 1971-72 | 1,006 |
| 2. | Anthony Roberts | 1976-77 | 951 |
| 3. | Shawn Glover | 2013-14 | 703 |
| 4. | Caleb Green | 2006-07 | 698 |
| 5. | Sam McCants | 1973-74 | 697 |
| 6. | Ray Thompson | 1991-92 | 688 |
| 7. | Caleb Green | 2005-06 | 686 |
| | Max Abmas | 2020-21 | 686 |
| 9. | Max Abmas | 2021-22 | 685 |
| 10. | Dominique Morrison | 2011-12 | 674 |

REBOUNDS

| RK | NAME | YEARS | REB. |
|-----|-------------------|---------|------|
| 1. | Eddie Woods | 1971-72 | 407 |
| 2. | David Vaughn | 1972-73 | 385 |
| 3. | Antonio Martin | 1979-80 | 334 |
| 4. | Damen Bell-Holter | 2012-13 | 328 |
| 5. | Eddie Woods | 1973-74 | 327 |
| 6. | Rocky Walls | 1997-98 | 325 |
| 7. | Mark Acres | 1983-84 | 324 |
| 8. | Caleb Green | 2006-07 | 315 |
| 9. | Caleb Green | 2004-05 | 306 |
| 10. | Harold Johnson | 1974-75 | 301 |

ASSISTS

| RK | NAME | YEARS | ASST. |
|-----|----------------------|---------|-------|
| 1. | Sam McCants | 1973-74 | 208 |
| 2. | Arnold Dugger | 1976-77 | 194 |
| 3. | Haywoode Workman | 1986-87 | 188 |
| 4. | Jonathan Bluitt | 2004-05 | 178 |
| 5. | Arnold Dugger | 1974-75 | 166 |
| 6. | Jonathan Bluitt | 2003-04 | 165 |
| 7. | Luke Spencer-Gardner | 2002-03 | 164 |
| 8. | Gary Johnson | 1981-82 | 160 |
| 9. | Gary Johnson | 1980-81 | 158 |
| 10. | Luke Spencer-Gardner | 2000-05 | 156 |

FIELD GOALS MADE

| RK | NAME | YEARS | FG |
|-----|-----------------|---------|-----|
| 1. | Richard Fuqua | 1971-72 | 423 |
| 2. | Greg Sutton* | 1989-90 | 417 |
| 3. | Anthony Roberts | 1976-77 | 402 |
| 4. | Greg Sutton* | 1990-91 | 393 |
| 5. | Richard Fuqua** | 1970-71 | 353 |
| 6. | Sam McCants | 1973-74 | 304 |
| 7. | Ray Thompson | 1991-92 | 284 |
| 8. | Anthony Roberts | 1975-76 | 277 |
| 9. | Anthony Jones* | 1990-91 | 276 |
| 10. | Shawn Glover | 2013-14 | 273 |

FIELD GOALS ATTEMPTED

| RK | NAME | YEARS | FGA |
|-----|--------------------|---------|-----|
| 1. | Greg Sutton* | 1989-90 | 976 |
| 2. | Richard Fuqua | 1971-72 | 941 |
| 3. | Greg Sutton* | 1990-91 | 858 |
| 4. | Anthony Roberts | 1976-77 | 739 |
| 5. | Sam McCants | 1973-74 | 725 |
| 6. | Richard Fuqua | 1972-73 | 713 |
| 7. | Richard Fuqua | 1970-71 | 701 |
| 8. | Clarence Thompson* | 1989-90 | 602 |
| 9. | Anthony Roberts | 1975-76 | 573 |
| 10. | Anthony Roberts | 1974-75 | 566 |

FIELD GOAL PERCENTAGE (MIN. 150 ATT.)

| RK | NAME | YEARS | ATT. | PCT. |
|----|----------------|---------|---------|------|
| 1. | Rufus Freeman* | 1989-90 | 133-194 | .686 |
| 2. | Brian Miles | 1985-86 | 103-157 | .656 |
| 3. | Shawn King | 2006-07 | 105-163 | .644 |
| 4. | Marcus Lewis | 2007-09 | 165-278 | .594 |
| 5. | Caleb Green | 2003-04 | 177-300 | .590 |
| 6. | Mark Acres | 1981-82 | 109-186 | .586 |
| 7. | Michael Craion | 2011-12 | 144-247 | .583 |
| | Kevin Obanor | 2018-19 | 133-228 | .583 |
| 9. | Mark Acres | 1984-85 | 221-380 | .582 |
| | Leon Irving | 1998-99 | 114-196 | .582 |

3-PT FIELD GOALS MADE

| RK | NAME | YEAR | 3PTM |
|----|--------------------|---------|------|
| 1. | Greg Sutton* | 1990-91 | 185 |
| 2. | Greg Sutton* | 1989-90 | 170 |
| 3. | Clarence Thompson* | 1989-90 | 137 |
| 4. | Max Abmas | 2021-22 | 114 |
| 5. | Ken Tutt | 2003-04 | 101 |
| 6. | Max Abmas | 2020-21 | 100 |
| 7. | Warren Niles | 2012-13 | 96 |
| 8. | Tim Gill | 1997-98 | 95 |
| 9. | Max Abmas | 2019-20 | 87 |
| | Tim Gill | 1995-96 | 87 |

3-PT FG ATTEMPTS

| RK | NAME | YEAR | 3PTA |
|-----|--------------------|---------|------|
| 1. | Greg Sutton* | 1990-91 | 463 |
| 2. | Greg Sutton* | 1989-90 | 443 |
| 3. | Clarence Thompson* | 1989-90 | 367 |
| 4. | Max Abmas | 2021-22 | 293 |
| 5. | Greg Sutton | 1988-89 | 251 |
| | Robert Jarvis | 2008-09 | 251 |
| 7. | Warren Niles | 2012-13 | 243 |
| 8. | Max Abmas | 2019-20 | 238 |
| 9. | Max Abmas | 2020-21 | 233 |
| | Ken Tutt | 2003-04 | 225 |
| 10. | Nathan Binam | 1999-00 | 223 |

3-PT FG PERCENTAGE (MIN. 50 ATT.)

| RK | NAME | YEAR | 3M-3A | 3PTC |
|-----|----------------------|---------|---------|------|
| 1. | Tim Gill | 1997-98 | 95-196 | .485 |
| 2. | Shawn Glover | 2013-14 | 25-52 | .481 |
| 3. | Luke Spencer-Gardner | 2004-05 | 39-84 | .464 |
| 4. | Chris Riouse | 2005-06 | 57-123 | .463 |
| | Kevin Obanor | 2020-21 | 56-121 | .463 |
| 6. | Aaron Young | 2015-16 | 32-70 | .457 |
| 7. | Tim Gill | 1995-96 | 87-193 | .451 |
| 8. | Ken Tutt | 2003-04 | 101-225 | .449 |
| 9. | Aaron Young | 2014-15 | 29-65 | .446 |
| 10. | Josh Atkinson | 2002-03 | 68-153 | .444 |

FREE THROWS MADE

| RK | NAME | YEARS | FT |
|-----|--------------------|---------|-----|
| 1. | Caleb Green | 2006-07 | 278 |
| 2. | Greg Sutton* | 1989-90 | 252 |
| 3. | Caleb Green | 2005-06 | 235 |
| 4. | Greg Sutton* | 1990-91 | 229 |
| 5. | Caleb Green | 2004-05 | 213 |
| 6. | Obi Emegano | 2014-15 | 205 |
| 7. | Obi Emegano | 2015-16 | 198 |
| 8. | Dominique Morrison | 2011-12 | 189 |
| 9. | Richard Fuqua | 1971-72 | 160 |
| 10. | Damen Bell-Holter | 2012-13 | 159 |

FREE THROWS ATTEMPTED

| RK | NAME | YEARS | FTA |
|-----|--------------------|---------|-----|
| 1. | Caleb Green | 2006-07 | 366 |
| 2. | Greg Sutton* | 1989-90 | 328 |
| 3. | Caleb Green | 2005-06 | 308 |
| 4. | Caleb Green | 2004-05 | 283 |
| 5. | Greg Sutton* | 1990-91 | 280 |
| 6. | Obi Emegano | 2014-15 | 260 |
| 7. | Obi Emegano | 2015-16 | 232 |
| 8. | Dominique Morrison | 2011-12 | 229 |
| 9. | Damen Bell-Holter | 2012-13 | 211 |
| 10. | Richard Fuqua | 1971-72 | 210 |

FREE THROW PERCENTAGE (MIN. 75 ATT.)

| RK | NAME | YEARS | ATT. | PCT. |
|----|-----------------|---------|---------|------|
| 1. | Bobby Hodge** | 1967-68 | 93-102 | .912 |
| 2. | Steve Bontrager | 1980-81 | 73-81 | .901 |
| 3. | Max Abmas | 2020-21 | 138-155 | .890 |
| 4. | Kevin Obanor | 2020-21 | 112-128 | .875 |
| 5. | Sam Potter | 1983-84 | 82-94 | .872 |
| 6. | Ken Tutt | 2004-05 | 87-100 | .870 |
| 7. | Tim Gill | 1996-97 | 85-99 | .859 |
| 8. | Bill Hull** | 1968-69 | 78-91 | .857 |
| 9. | Tim Gill | 1995-96 | 64-75 | .853 |
| | Obi Emegano | 2015-16 | 198-232 | .853 |

BLOCKED SHOTS

| RK | NAME | YEARS | BLK |
|-----|-------------------|---------|-----|
| 1. | Kendrick Moore | 2001-02 | 103 |
| 2. | Kendrick Moore | 2002-03 | 94 |
| 3. | Alvin Scott | 1976-77 | 81 |
| 4. | Shawn King | 2006-07 | 81 |
| 5. | Shawn King | 2007-08 | 68 |
| 6. | Rocky Walls | 1997-98 | 58 |
| 7. | Mark Acres | 1982-83 | 54 |
| | Marvin Washington | 1987-88 | 54 |
| 9. | Shawn Glover | 2013-14 | 53 |
| 10. | Ray Thompson | 1991-92 | 50 |
| | Damen Bell-Holter | 2010-11 | 50 |

STEALS

| RK | NAME | YEARS | STL |
|-----|--------------------|---------|-----|
| 1. | Haywoode Workman | 1987-88 | 103 |
| 2. | Haywoode Workman | 1988-89 | 93 |
| 3. | Greg Sutton* | 1989-90 | 88 |
| 4. | Greg Sutton* | 1990-91 | 81 |
| 5. | Earl McClellan | 1996-97 | 77 |
| 6. | Akin Akin-Otiko | 1986-87 | 72 |
| 7. | Sebastian Neal | 1991-92 | 68 |
| 8. | Gary "Cat" Johnson | 1981-82 | 63 |
| 9. | Earl McClellan | 1995-96 | 62 |
| 10. | Larry Owens | 2004-05 | 58 |

* Part of career spent at NAIA level

** Part of career prior to ORU's move to NCAA Major College Division



ORU CAREER TOP 10

POINTS

| RK | NAME | YEARS | POINTS |
|-----|--------------------|-------------------|--------------|
| 1. | Greg Sutton | 1988-91** | 3,070 |
| 2. | Richard Fuqua | 1969-73* | 3,004 |
| 3. | Caleb Green | 2003-07 | 2,503 |
| 4. | Anthony Roberts | 1973-77 | 2,341 |
| 5. | Dominique Morrison | 2008-12 | 2,080 |
| 6. | Mark Acres | 1981-85 | 2,038 |
| 7. | Ken Tutt | 2003-07 | 2,019 |
| 8. | Max Abmas | 2019-Pres. | 1,989 |
| 9. | Warren Niles | 2009-13 | 1,984 |
| 10. | Tim Gill | 1994-98 | 1,959 |

REBOUNDS

| RK | NAME | YEARS | REB. |
|-----|-------------------|------------|-------|
| 1. | Eddie Woods** | 1970-74 | 1,365 |
| 2. | Caleb Green | 2003-07 | 1,189 |
| 3. | Mark Acres | 1981-85 | 1,051 |
| 4. | Rocky Walls | 1994-98 | 946 |
| 5. | Emmanuel Nzekwesi | 2016-pres. | 889 |
| 6. | Damen Bell-Holter | 2009-13 | 878 |
| 7. | Antonio Martin | 1977-80 | 857 |
| 8. | Anthony Roberts | 1973-77 | 800 |
| 9. | Jeff Acres | 1980-85 | 797 |
| 10. | Carl Hardaway** | 1966-70 | 750 |

ASSISTS

| RK | NAME | YEARS | ASST. |
|-----|----------------------|---------|-------|
| 1. | Luke Spencer-Gardner | 2000-05 | 534 |
| 2. | Jonathan Bluiitt | 2002-06 | 509 |
| 3. | Arnold Dugger | 1974-77 | 501 |
| 4. | Greg Sutton* | 1988-91 | 490 |
| 5. | Gary Johnson | 1978-82 | 481 |
| 6. | Earl McClellan | 1993-97 | 413 |
| 7. | Willie Irons | 1984-88 | 393 |
| 8. | Eric Perry | 1996-00 | 383 |
| 9. | Tim Gill | 1994-98 | 377 |
| 10. | Haywoode Workman | 1986-89 | 376 |

FIELD GOALS MADE

| RK | NAME | YEARS | FG |
|-----|--------------------|-------------------|------------|
| 1. | Richard Fuqua** | 1969-73 | 1,273 |
| 2. | Greg Sutton* | 1988-91 | 1,024 |
| 3. | Anthony Roberts | 1973-77 | 1,006 |
| 4. | Caleb Green | 2003-07 | 821 |
| 5. | Mark Acres | 1981-85 | 799 |
| 6. | Dominique Morrison | 2008-12 | 687 |
| 7. | Ken Tutt | 2003-07 | 684 |
| 8. | Warren Niles | 2009-13 | 674 |
| 9. | Tim Gill | 1994-98 | 664 |
| 10. | Max Abmas | 2019-Pres. | 663 |

FIELD GOALS ATTEMPTED

| RK | NAME | YEARS | FGA |
|-----|--------------------|-------------------|--------------|
| 1. | Richard Fuqua** | 1969-73 | 2,838 |
| 2. | Greg Sutton* | 1988-91 | 2,398 |
| 3. | Anthony Roberts | 1973-77 | 2,007 |
| 4. | Ken Tutt | 2003-07 | 1,619 |
| 5. | Warren Niles | 2009-13 | 1,594 |
| 6. | Caleb Green | 2003-07 | 1,524 |
| 7. | Max Abmas | 2019-Pres. | 1,522 |
| 8. | Dominique Morrison | 2008-12 | 1,475 |
| 9. | Mark Acres | 1981-85 | 1,416 |
| 10. | Tim Gill | 1994-98 | 1,391 |

FIELD GOAL PERCENTAGE (MIN. 2 SEASONS & 200 FGM)

| RK | NAME | YEARS | FGM-FGA | PCT. |
|-----|------------------|---------|----------|------|
| 1. | Shawn King | 2006-08 | 232-389 | .596 |
| 2. | Brandon Conley | 2012-16 | 249-432 | .576 |
| 3. | Brian Miles | 1983-87 | 274-480 | .571 |
| 4. | Marcus Lewis | 2007-09 | 277-489 | .566 |
| 5. | Mark Acres | 1981-85 | 799-1416 | .564 |
| 6. | Steven Roundtree | 2010-13 | 370-684 | .541 |
| 7. | Caleb Green | 2003-07 | 821-1524 | .539 |
| 8. | Michael Craion | 2009-12 | 311-577 | .539 |
| 9. | Reggie Clement | 1980-83 | 265-495 | .535 |
| 10. | David Vaughn | 1972-73 | 232-438 | .530 |
| | Kevin Ford | 2008-10 | 233-440 | .530 |

3-PT FIELD GOALS MADE

| RK | NAME | YEARS | 3PTM |
|-----|----------------------|-------------------|------------|
| 1. | Greg Sutton* | 1988-91 | 438 |
| 2. | Tim Gill | 1994-98 | 333 |
| 3. | Max Abmas | 2019-pres. | 330 |
| 4. | Ken Tutt | 2003-07 | 319 |
| 5. | Warren Niles | 2009-13 | 292 |
| 6. | Eric Perry | 1996-00 | 214 |
| 7. | Clarence Thompson* | 1988-90 | 205 |
| 8. | Josh Atkinson | 1999-04 | 203 |
| 9. | Moses Ehambe | 2004-08 | 183 |
| 10. | Luke Spencer-Gardner | 2000-05 | 171 |

3-PT FIELD GOALS ATTEMPTED

| RK | NAME | YEARS | 3PTA |
|-----|--------------------|-------------------|------------|
| 1. | Greg Sutton* | 1988-91 | 1,157 |
| 2. | Max Abmas | 2019-pres. | 851 |
| 3. | Warren Niles | 2009-13 | 780 |
| 4. | Ken Tutt | 2003-07 | 775 |
| 5. | Tim Gill | 1994-98 | 757 |
| 6. | Eric Perry | 1996-00 | 565 |
| 7. | Clarence Thompson* | 1988-90 | 553 |
| 8. | Josh Atkinson | 1999-04 | 539 |
| 9. | Sam Kearns | 2017-20 | 460 |
| 10. | Robert Jarvis | 2007-09 | 459 |

3-PT FIELD GOAL PERCENTAGE (MIN. 100 ATT.)

| RK | NAME | YEAR | 3M-ATT. | PCT. |
|-----|----------------------|-------------------|----------------|-------------|
| 1. | Chris Riouse | 2004-06 | 76-161 | .472 |
| 2. | Tim Gill | 1994-98 | 333-757 | .440 |
| 3. | Kevin Obano | 2018-21 | 122-287 | .425 |
| 4. | Aaron Young | 2014-17 | 90-217 | .415 |
| 5. | Luke Spencer-Gardner | 2001-05 | 171-412 | .415 |
| 6. | Ken Tutt | 2003-07 | 319-775 | .412 |
| 7. | Moses Ehambe | 2004-08 | 183-447 | .409 |
| 8. | Phillip Owens | 1997-99 | 56-139 | .403 |
| 9. | James Kruse | 1994-97 | 49-122 | .402 |
| 10. | Mikey Manghum | 2009-13 | 44-111 | .396 |
| -- | Max Abmas | 2019-pres. | 330-851 | .388 |

FREE THROWS MADE

| RK | NAME | YEARS | FT |
|-----|--------------------|-------------------|------------|
| 1. | Caleb Green | 2003-07 | 852 |
| 2. | Greg Sutton* | 1988-91 | 584 |
| 3. | Dominique Morrison | 2008-12 | 543 |
| 4. | Richard Fuqua** | 1969-73 | 458 |
| 5. | Obi Emegano | 2013-16 | 433 |
| 6. | Damen Bell-Holter | 2009-13 | 371 |
| 7. | Mark Acres | 1981-85 | 440 |
| 8. | Haywoode Workman | 1986-89 | 339 |
| 9. | Max Abmas | 2019-Pres. | 333 |
| 10. | Ken Tutt | 2003-07 | 332 |

FREE THROWS ATTEMPTED

| RK | NAME | YEARS | FTA |
|-----|--------------------|---------|------|
| 1. | Caleb Green | 2003-07 | 1134 |
| 2. | Greg Sutton* | 1988-91 | 765 |
| 3. | Dominique Morrison | 2008-12 | 668 |
| 4. | Richard Fuqua** | 1969-73 | 658 |
| 5. | Mark Acres | 1981-85 | 632 |
| 6. | Obi Emegano | 2013-16 | 530 |
| 7. | Rocky Walls | 1994-98 | 527 |
| 8. | Damen Bell-Holter | 2009-13 | 510 |
| 9. | Derrick Taylor | 1996-00 | 489 |
| 10. | Anthony Roberts | 1973-77 | 434 |

FREE THROW PERCENTAGE (MIN. 75 ATT.)

| RK | NAME | YEARS | ATT. | PCT. |
|----|------------------|-------------------|----------------|-------------|
| 1. | Steve Bontrager | 1979-81 | 103-117 | .880 |
| 2. | Bill Hull** | 1967-69 | 104-121 | .860 |
| 3. | Bobby Hodge** | 1966-68 | 169-198 | .854 |
| 4. | Sam Potter | 1983-85 | 131-156 | .840 |
| 5. | Kevin Obano | 2018-21 | 314-376 | .835 |
| 6. | D.J. Jackson | 2012-14 | 96-116 | .828 |
| 7. | Tim Gill | 1994-98 | 302-365 | .827 |
| 8. | Jalen Bradley | 2015-17 | 109-133 | .820 |
| 9. | Kenny Bohanon | 1992-94 | 116-142 | .817 |
| | Obi Emegano | 2013-16 | 433-530 | .817 |
| -- | Max Abmas | 2019-Pres. | 333-384 | .867 |

BLOCKED SHOTS

| RK | NAME | YEARS | BLK |
|-----|-------------------|---------|-----|
| 1. | Kendrick Moore | 2001-03 | 197 |
| 2. | Mark Acres | 1981-85 | 164 |
| 3. | Albert Owens | 2014-18 | 159 |
| 4. | Shawn King | 2006-08 | 149 |
| 5. | Damen Bell-Holter | 2009-13 | 139 |
| 6. | Alvin Scott | 1973-77 | 131 |
| 7. | Rocky Walls | 1994-98 | 127 |
| 8. | Antonio Martin | 1977-80 | 106 |
| 9. | Shawn Glover | 2012-14 | 97 |
| 10. | Brandon Conley | 2012-16 | 94 |

STEALS

| RK | NAME | YEARS | STL |
|-----|--------------------|---------|-----|
| 1. | Haywoode Workman | 1986-89 | 250 |
| 2. | Earl McClellan | 1993-97 | 215 |
| 3. | Greg Sutton* | 1988-91 | 213 |
| 4. | Tim Gill | 1994-98 | 172 |
| 5. | Rocky Walls | 1994-98 | 166 |
| 6. | Caleb Green | 2003-07 | 164 |
| 7. | Gary "Cat" Johnson | 1978-82 | 163 |
| 8. | Willie Irons | 1984-88 | 157 |
| 9. | Mark Acres | 1981-85 | 150 |
| | Akin Akin-Otiko | 1983-87 | 150 |
| 10. | Eric Perry | 1996-00 | 145 |

* Part of career spent at NAIA level

** Part of career prior to ORU's move to NCAA Major College Division



SEASON HIGHS

CAREER HIGHS

| | | |
|--|---|--|
|  | Points: 14 (2x), vs. Rogers State (11/27/22) Field Goals: 7, at Texas Southern (11/15/22) 3-pt Made: 3 (3x), at Utah State (11/22/22) FT Made: 2 (3x), vs. Central Arkansas (12/10/22) Rebounds: 10, at Texas Southern (11/15/22) Assists: 3 (3x), vs. Central Arkansas (12/10/22) Steals: 6, vs. Central Arkansas (12/10/22) | Points: 22, vs. South Dakota State (3/8/21) Field Goals: 8 (2x), at South Dakota State (12/22/21) 3-pt Made: 4 (2x), vs. South Dakota State (3/8/21) FT Made: 7, at Denver (1/16/21) Rebounds: 12, at Missouri State (12/11/21) Assists: 6, at Kansas City (1/15/22) Steals: 6, vs. Central Arkansas (12/10/22) |
|  | Points: 31, vs. Central Arkansas (12/10/22) Field Goals: 11, at Tulsa (12/3/22) 3-pt Made: 6, vs. Central Arkansas (12/10/22) FT Made: 9, vs. Central Arkansas (12/10/22) Rebounds: 11, vs. Oklahoma Baptist (11/19/22) Assists: 5, vs. Central Arkansas (12/10/22) Steals: 2 (4x), vs. Central Arkansas (12/10/22) | Points: 42, vs. South Dakota State (2/13/21) Field Goals: 14, vs. South Dakota State (2/13/21) 3-pt Made: 7 (4x), vs. Tulsa (11/29/21) FT Made: 13 (2x), vs. Tulsa (11/29/21) Rebounds: 11, vs. Oklahoma Baptist (11/19/22) Assists: 11, at Western Illinois (1/8/22) Steals: 5, vs. Omaha (1/1/22) |
|  | Points: 19 (2x), at Utah State (11/22/22) Field Goals: 8, vs. John Brown (11/11/22) 3-pt Made: 5, at Utah State (11/22/22) FT Made: 2 (3x), vs. Central Arkansas (12/10/22) Rebounds: 5, vs. Rogers State (11/27/22) Assists: 6, at Texas Southern (11/15/22) Steals: 2, at Utah State (11/22/22) | Points: 25, at Central Arkansas (11/20/21) Field Goals: 8 (2x), vs. John Brown (11/11/22) 3-pt Made: 5, at Utah State (11/22/22) FT Made: 10, at Central Arkansas (11/20/21) Rebounds: 5 (2x), vs. Rogers State (11/27/22) Assists: 6, at Texas Southern (11/15/22) Steals: 3, vs. Omaha (1/1/22) |
|  | Points: 18, vs. Central Arkansas (12/10/22) Field Goals: 7, vs. Central Arkansas (12/10/22) 3-pt Made: 3, vs. Central Arkansas (12/10/22) FT Made: 2 (5x), vs. Rogers State (11/27/22) Rebounds: 6, vs. Ozark Christian (11/29/22) Assists: 10, vs. Oklahoma Baptist (11/19/22) Steals: 3, vs. Oklahoma Baptist (11/19/22) | Points: 25, vs. South Dakota State (2/24/22) Field Goals: 10, vs. South Dakota State (2/24/22) 3-pt Made: 3 (2x), vs. South Dakota State (2/24/22) FT Made: 6, vs. South Dakota State (3/8/21) Rebounds: 11, vs. Haskell (11/18/21) Assists: 10, vs. Oklahoma Baptist (11/19/22) Steals: 5, vs. Ohio State (3/19/21) |
|  | Points: 15, vs. Ozark Christian (11/29/22) Field Goals: 6, vs. Ozark Christian (11/29/22) 3-pt Made: - FT Made: 3, vs. Ozark Christian (11/29/22) Rebounds: 10, vs. Ozark Christian (11/29/22) Assists: - Steals: 1 (2x), vs. Ozark Christian (11/29/22) | Points: 15, vs. Ozark Christian (11/29/22) Field Goals: 6, vs. Ozark Christian (11/29/22) 3-pt Made: - FT Made: 3, vs. Ozark Christian (11/29/22) Rebounds: 10, vs. Ozark Christian (11/29/22) Assists: 1, at Missouri (11/25/20) Steals: 1 (5x), vs. Ozark Christian (11/29/22) |
|  | Points: 15, at Texas Southern (11/15/22) Field Goals: 7, at Texas Southern (11/15/22) 3-pt Made: 3, vs. Ozark Christian (11/29/22) FT Made: 3, vs. John Brown (11/11/22) Rebounds: 6, vs. John Brown (11/11/22) Assists: 2, vs. John Brown (11/11/22) Steals: 3, vs. John Brown (11/11/22) | Points: 24, vs. South Dakota (11/7/19) Field Goals: 8 (3x), vs. Oklahoma State (11/26/21) 3-pt Made: 7, at Omaha (12/30/18) FT Made: 7, vs. Ecclesia (11/19/18) Rebounds: 10, at Omaha (12/27/22) Assists: 3 (2x), at Denver (1/20/19) Steals: 3, vs. John Brown (11/11/22) |
|  | Points: 31, vs. Ozark Christian (11/29/22) Field Goals: 11, vs. Ozark Christian (11/29/22) 3-pt Made: 6, vs. Ozark Christian (11/29/22) FT Made: 3, vs. Ozark Christian (11/29/22) Rebounds: 5, at Texas Southern (11/15/22) Assists: 4, vs. John Brown (11/11/22) Steals: 3, vs. Ozark Christian (11/29/22) | Points: 31, vs. Ozark Christian (11/29/22) Field Goals: 11, vs. Ozark Christian (11/29/22) 3-pt Made: 6, vs. Ozark Christian (11/29/22) FT Made: 4 (2x), at St. Thomas (1/6/22) Rebounds: 6, Kansas City (2/12/22) Assists: 5, vs. UT Arlington (12/16/21) Steals: 3, vs. Ozark Christian (11/29/22) |
|  | Points: - Field Goals: - 3-pt Made: - FT Made: - Rebounds: - Assists: - Steals: - | Points: 13, vs. Southwestern Christian (11/12/21) Field Goals: 4, vs. Haskell (11/18/21) 3-pt Made: 3, vs. Southwestern Christian (11/12/21) FT Made: 4 (3x), vs. Rogers State (11/23/21) Rebounds: 10, vs. Haskell (11/18/21) Assists: 1 (2x), at South Dakota (12/20/21) Steals: 2 (2x), vs. Haskell (11/18/21) |
|  | Points: - Field Goals: - 3-pt Made: - FT Made: - Rebounds: - Assists: - Steals: - | Points: 3, vs. Southwestern Christian (11/12/21) Field Goals: 1 (2x), vs. Rogers State (11/23/21) 3-pt Made: 1, vs. Southwestern Christian (11/12/21) FT Made: - Rebounds: 2, vs. Haskell (11/18/21) Assists: 2, vs. Southwestern Christian (11/12/21) Steals: 2, vs. Haskell (11/18/21) |
|  | Points: 13, vs. Ozark Christian (11/29/22) Field Goals: 5, vs. Ozark Christian (11/29/22) 3-pt Made: 1, vs. Ozark Christian (11/29/22) FT Made: 2, vs. Ozark Christian (11/29/22) Rebounds: 4, vs. Ozark Christian (11/29/22) Assists: 2, vs. Ozark Christian (11/29/22) Steals: - |  Points: 12 (2x), vs. Central Arkansas (12/10/22) Field Goals: 5, at Tulsa (12/3/22) 3-pt Made: 2, vs. Central Arkansas (12/10/22) FT Made: 4, vs. Rogers State (11/27/22) Rebounds: 10, vs. Rogers State (11/27/22) Assists: 2 (2x), at Tulsa (12/3/22) Steals: 2, vs. Oklahoma Baptist (11/19/22) Blocks: 2, vs. Oklahoma Baptist (11/19/22) |
|  | Points: 3, vs. John Brown (11/11/22) Field Goals: 1, vs. John Brown (11/11/22) 3-pt Made: 1, vs. John Brown (11/11/22) FT Made: 2, vs. Ozark Christian (11/29/22) Rebounds: 4, vs. Ozark Christian (11/29/22) Assists: 1 (2x), vs. Ozark Christian (11/29/22) Steals: 1 (2x), vs. Ozark Christian (11/29/22) |  Points: 19, vs. John Brown (11/11/22) Field Goals: 8, vs. John Brown (11/11/22) 3-pt Made: 3 (2x), at Utah State (11/22/22) FT Made: 4, at #3 Houston (11/14/22) Rebounds: 13, at Texas Southern (11/15/22) Assists: 2 (2x), vs. Central Arkansas (12/10/22) Blocks: 8, vs. John Brown (11/11/22) |
|  | Points: 8, vs. Ozark Christian (11/29/22) Field Goals: 3, vs. Ozark Christian (11/29/22) 3-pt Made: - FT Made: 2, vs. Ozark Christian (11/29/22) Rebounds: 4, vs. Ozark Christian (11/29/22) Assists: 2, vs. Ozark Christian (11/29/22) Steals: 1 (2x), vs. Rogers State (11/27/22) | |





0 DEMARI WILLIAMS
So. | G | 6-6
HOUSTON, TEXAS



2 KAREEM THOMPSON
Sr. | G | 6-5
FLORENCE, ALA.



3 MAX ABMAS
Sr. | G | 6-0
ROCKWALL, TEXAS



4 JAKE SHANNON
Jr. | G | 6-4
ADA, OKLAHOMA



5 CAM AMBOREE
Fr. | G | 6-2
PEARLAND, TEXAS



10 ISSAC MCBRIDE
Jr. | G | 6-2
LITTLE ROCK, ARK.



11 CARLOS JURGENS
RSr. | G | 6-5
TARTU, ESTONIA



13 NATE CLOVER III
Jr. | C | 6-8
PORT ARTHUR, TEXAS



14 DESHANG WEAVER
RSr. | F | 6-7
HOUSTON, TEXAS



20 TREY PHIPPS
Jr. | G | 6-2
TULSA, OKLA.



23 SIR ISSAC HERRON
So. | F | 6-9
HOUSTON, TEXAS



25 ELIJAH LAWRENCE
Fr. | G | 5-11
BELLAIRE, TEXAS



32 PATRICK MWAMBA
Jr. | F | 6-7
KINSHASA, CONGO



35 CONNOR VANOVER
Sr. | F | 7-5
LITTLE ROCK, ARK.



HC PAUL MILLS
HEAD COACH
6TH SEASON



AC RUSSELL SPRINGMANN
ASSISTANT COACH
5TH SEASON




AC SAM PATTERSON
ASSISTANT COACH
6TH SEASON




AC KENTON PAULINO
ASSISTANT COACH
2ND SEASON



DO STEVE UPSHAW
DIR. OF OPERATIONS
21ST SEASON



VC IAIN LAYMON
VIDEO COORDINATOR
6TH SEASON



PP MIKE HERRINGTON
PLAYER PERSONNEL
3RD SEASON

