

Oral Roberts

BASKETBALL

Location Tulsa, Okla.
 Nickname Golden Eagles
 Colors Navy Blue and Vegas Gold

Enrollment 5,051 (Fall 2022)
 President Dr. William Wilson
 Athletic Director Tim Johnson

Asst. AD of Communications Jarrett Hardwick
 Hardwick's Email jhardwick@oru.edu
 Twitter @JarrettH70

2022-23 SCHEDULE/RESULTS

DATE	OPPONENT	TIME (CT)/RESULT
Nov. 7	at Saint Mary's	L, 78-70
Nov. 11	John Brown	W, 95-62
Nov. 14	at #3 Houston	7 p.m.
Nov. 15	at Texas Southern	TBA
Nov. 19	Oklahoma Baptist	7 p.m.
Nov. 22	at Utah State	8 p.m.
Nov. 27	Rogers State	4 p.m.
Nov. 29	Bacone	7 p.m.
Dec. 3	at Tulsa	TBA
Dec. 10	Central Arkansas	7 p.m.
Dec. 12	Liberty	7 p.m.
Dec. 16	Missouri State	7 p.m.
Dec. 19	South Dakota State *	7 p.m.
Dec. 21	South Dakota *	7 p.m.
Dec. 29	at Omaha *	7 p.m.
Dec. 31	at Denver *	3 p.m.
Jan. 7	Kansas City *	7 p.m.
Jan. 12	Western Illinois *	7 p.m.
Jan. 14	St. Thomas *	7 p.m.
Jan. 19	at North Dakota State *	7 p.m.
Jan. 21	at North Dakota *	1 p.m.
Jan. 26	Denver *	7 p.m.
Jan. 28	Omaha *	7 p.m.
Feb. 4	at Kansas City *	7 p.m.
Feb. 9	at St. Thomas *	7 p.m.
Feb. 11	at Western Illinois *	2 p.m.
Feb. 17	North Dakota *	7 p.m.
Feb. 19	North Dakota State *	7 p.m.
Feb. 23	at South Dakota *	7 p.m.
Feb. 25	at South Dakota State *	7 p.m.
Mar. 3-7	SL Championship ^	TBA

* - Summit League Game

^ - Summit League Tournament

Times listed are Central and subject to change



ORAL ROBERTS GOLDEN EAGLES

Record	1-1 (0-0 Summit League)	Head Coach	Paul Mills
Streak	W1	Record at ORU	77-80 (6th Season)
Ranking (AP/Coaches)	-- / --	Career Record	Same
Ranking (Mid-Major)	#12	Department Twitter	@ORUAthletics
NCAA NET Ranking	--	MBB Twitter	@ORUMBB

GAME 3 | Nov. 14, 2022 | 7 P.M. | HOUSTON, TEXAS | FERTITTA CENTER



#3 HOUSTON COUGARS

Record	2-0 (0-0 AAC)	Head Coach	Kelvin Sampson
Streak	W2	Record at UH	201-70 (8th season)
Ranking (AP/Coaches)	3/3	Career Record	701-340 (33rd season)
Ranking (Mid-Major)	--	Department Twitter	@YouAreHouston
NCAA Net Ranking	--	MBB Twitter	@UHCougarMBK

QUICK HITS

- Max Abmas was named preseason Summit League Player of the Year and to the league's preseason First Team. Abmas earned a spot on the Naismith Player of the Year Watch List and the NABC Preseason Player of the Year Watch List as well as on the 2023 Bob Cousy Award Watch List. All for the second-straight season.
- For the first time since 2011-12, the Golden Eagles were picked No. 1 in the Summit League preseason rankings. ORU also sits at No. 12 in the preseason Mid-Major Poll.
- Abmas continues where he left off last season averaging 16 points through two games. Four other Golden Eagles average double-digits with Issac McBride and Connor Vanover each scoring 15 points per game. Kareem Thompson is scoring 12 ppg and Carlos Jurgens has 10.5 ppg.
- Vanover has totaled 14 blocks through two games. He currently leads the nation in total blocks and blocks per game. As a team, ORU is second in the nation in blocks.
- ORU is hitting 13.5 triples per game, which puts the team 10th in the nation. The team has totaled 27 three-point buckets this season. Extending from last season, ORU has now made 10-plus three-point buckets in 11 of its last 13 games.
- On the glass, ORU is 17th in the nation in defensive rebounds per game.
- The Golden Eagles are 11-56 all-time against AP Top 25 opponents and 1-2 against No. 3 ranked teams. ORU defeated No. 3 Kansas, 78-71, in Lawrence on November 15, 2006.

SCOUTING THE OPPONENT

- This will be the second all-time meeting between ORU and Houston. The Golden Eagles lead the series, 1-0. In the most recent meeting, ORU defeated UH, 118-108 (Dec. 28, 1973), in Oklahoma City in the All-College Classic.
- Houston is 2-0 on the season with wins over Northern Colorado and Saint Joseph.
- The Cougars have three double-digits scores with J'Wan Robers and Jarace Walker leading UH with 15.5 points per game. Marcus Sassers is averaging 14 ppg. Walker is averaging a double-double with 10 rebounds per game.

	2022-23	
82.5	PPG	82.0
70.0	Opp. PPG	45.5
.439	FG %	.474
.367	FG % Def.	.280
.386	3FG %	.291
.688	FT%	.692
40.5	RPG	42.0
-4.5	+/- Reb.	+6.5
16.5	APG	16.5
9.0	TPG	8.5
5.0	SPG	11.5
9.0	BPG	6.0

#ORUMBB PROBABLE STARTING LINEUP



2 KAREEM THOMPSON
G SR. | 6-5 | 208

PPG	RPG	FG%	3FG%	MPG
12.0	5.0	36.4	46.2	29.4



3 MAX ABMAS
G SR. | 6-0 | 175

PPG	RPG	FG%	3FG%	MPG
16.0	8.0	38.5	35.3	33.3



10 ISSAC MCBRIDE
G JR. | 6-1 | 172

PPG	RPG	FG%	3FG%	MPG
15.0	2.5	60.0	60.0	27.2



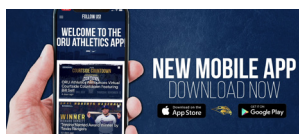
11 CARLOS JÜRGENS
F RSR. | 6-5 | 206

PPG	RPG	FG%	3FG%	MPG
10.5	3.0	57.1	33.3	25.2



35 CONNOR VANOVER
F SR. | 7-5 | 227

PPG	RPG	BPG	FG%	MPG
15.0	7.0	7.0	57.1	28.8



WELCOME TO THE
 ORU ATHLETICS APP
 NEW MOBILE APP
 DOWNLOAD NOW

ORUSN | Roku

BROADCAST INFO:

•ONLINE VIDEO
 ORU Sports Network (ORUSN)
www.ORUAthletics.com/watch
 or via ORU Athletics App

ORUSN

•LOCAL RADIO
 99.9 FM ESPN Radio

FOLLOW ORU!!

@ORUMBB

@ORUMBB

/ORUBASKETBALL

#ORUMBB #GOLDENSTANDARD

MEDIA INFORMATION

There are a number of ways to keep up with the Oral Roberts men's basketball team this season. All home games will be broadcast for FREE at ORUAthletics.com/watch on the revamped ORU Sports Network and also can be viewed live on the ORU Athletics App or via the ORUSN Roku app. Free audio of road games also will be available on www.ORUAthletics.com. Finally, updates can be found on Twitter by following @ORUAthletics and @ORUMBB or the hashtag #ORUMBB.

INTERVIEW PROCEDURES

During the week: Head Coach Paul Mills and players will be available for interviews up to 30 minutes prior to practice each day with advance notice. Contact the ORU Athletic Communications Department to arrange interviews and verify practice times.

After the game: If requested, players and coaches will be available in the media room after a 10-minute, cool-down period. For specific requests, please contact the ORU Athletic Communications staff. At home games, members of the opposing team will NOT be taken to the media room unless otherwise specified.

QUICK FACTS (PRIOR TO THE 2022-23 SEASON)

FIRST YEAR OF BASKETBALL: 1965-66

OVERALL ALL-TIME RECORD: 983-720 (.577) (57 years)

NCAA TOURNAMENT APPEARANCES (REC): 6 (4-6)

LAST NCAA TOURNAMENT:

2021 Sweet 16 (W, 75-72 vs. #2 Ohio State)

(W, 81-78 vs. #7 Florida)

(L, 70-72 vs. #3 Arkansas)

2021-22 RECORD: 19-12 (8-3 H; 5-7 A; 5-1 N)

2021-22 SUMMIT LEAGUE RECORD/FINISH: 12-6/4th

FINAL RANKING LAST YEAR: N/A

STARTERS RETURNING/LOST: 4/1

LETTERMEN RETURNING/LOST: 9/6

NEWCOMERS: 5

ORU ATHLETIC COMMUNICATIONS

ASSISTANT A.D. COMMUNICATIONS/MBB: Jarrett Hardwick

HARDWICK'S PHONE: 918-495-7094

EMAIL: jhardwick@oru.edu

DIR.-ATHLETIC COMMUNICATIONS: Kyle Stafford

STAFFORD'S PHONE: 918-495-6646

EMAIL: kstafford@oru.edu

DIR.-CREATIVE CONTENT: Duncan White

WHITE'S PHONE: 918-495-7181

EMAIL: duwhite@oru.edu

VOICE OF THE GOLDEN EAGLES: Adam Hildebrandt

WEBSITE: ORUAthletics.com

MAILING ADDRESS: 7777 S. Lewis Ave.

Tulsa, OK 74171

STATISTICAL TRENDS, WINS AND LOSSES**WINS (1 GAME)**

95.0
62.0
.473
.338
.375
.667
-4.0
22.0
6.0
8.0
12.0

Scoring Average
Opp. Scoring Average
FG Percent
FG Percent Defense
3FG Percent
FT Percent
Rebounding Margin
Assists/Game
Turnovers/Game
Steals/Game
Blocks/Game

LOSSES (1 GAME)

70.0
78.0
.397
.397
.400
.706
-6.0
11.0
12.0
2.0
6.0

SUMMIT LEAGUE STANDINGS

TEAM	CURRENT NET RANK	2022-23 CONFERENCE	2022-23 OVERALL
Denver	-	0-0	2-0
Kansas City	-	0-0	0-3
North Dakota	-	0-0	1-1
North Dakota St.	-	0-0	0-3
Omaha	-	0-0	0-2
Oral Roberts	-	0-0	1-1
South Dakota	-	0-0	2-1
South Dakota St.	-	0-0	1-1
St. Thomas	-	0-0	1-1
Western Illinois	-	0-0	2-1

2022-23 SUMMIT LEAGUE PRESEASON AWARDS**ALL-SUMMIT LEAGUE FIRST TEAM**

Max Abmas, Oral Roberts

Luke Appel, South Dakota State

Frankie Fidler, Omaha

Trenton Massner, Western Illinois

Zeke Mayo, South Dakota State

Grant Nelson, North Dakota State

ALL-SUMMIT LEAGUE SECOND TEAM

Mason Archambault, South Dakota

Issac McBride, Oral Roberts

Kruz Perrott-Hunt, South Dakota

A.J. Plitzuweit, South Dakota

Tevin Smith, Denver

Preseason Player of the Year

Max Abmas, Oral Roberts

ORUAthletics.com is the official online home of all 16 of ORU's NCAA Division I teams. Designed and launched by SIDEARM Sports in the summer of 2020, the responsive site was built to be user friendly and will adapt seamlessly for desktop, mobile and tablet viewers to ensure a smooth experience when following the best content of the Golden Eagles.

ORUAthletics.com is also the home of the ORU Sports Network, which features free, live video broadcasts of all home athletic events. In partnership with the ORU digital media department, all broadcasts are entirely student run, including handling all aspects of production from running cameras, replays, graphics and technical directing. The new ORUSN will include featured content such as student-athlete and coach

ORUATHLETICS.COM | OFFICIAL WEBSITE OF ORU ATHLETICS

spotlights, facility tours and a behind-the-scenes look into all aspects of ORU Athletics. ORU also offers a mobile app to make following the Golden Eagles even easier. The ORU Athletics app in partnership with SIDEARM Sports provides live stats, news alerts and live audio and video streams for all games through the ORU Sports Network. The app is available for free in the

Google Play Store and iTunes.

TheSummitLeague.org is another online resource to find information about the Golden Eagles as the site includes league statistics and standings, as well as a weekly release with all the news and information surrounding one of the top mid-major conferences in the nation.



OFFENSIVE BALANCE

GAME	LEADING SCORER	2ND SCORER
at Saint Mary's	Abmas- 14	Thompson- 13
John Brown	Vanover- 19	McBride- 19
at #3 Houston		
at Texas Southern		
Oklahoma Baptist		
at Utah State		
Rogers State		
Bacone		
at Tulsa		
Central Arkansas		
Liberty		
Missouri State		
South Dakota State*		
South Dakota*		
at Omaha*		
at Denver*		
Kansas City*		
Western Illinois*		
St. Thomas*		
at North Dakota State*		
at North Dakota*		
Denver*		
Omaha*		
at Kansas City		
at St. Thomas		
at Western Illinois		
North Dakota		
North Dakota State		
at South Dakota		
at South Dakota State		

TEAM SEASON HIGHS	#	DATE/OPPONENT
Points	95	vs. John Brown (11/11/22)
Field Goals	35	vs. John Brown (11/11/22)
3-pt Made	15	vs. John Brown (11/11/22)
FT Made	12	at Saint Mary's (11/7/22)
Rebounds	44	vs. John Brown (11/11/22)
Assists	22	vs. John Brown (11/11/22)
Steals	8	vs. John Brown (11/11/22)
Blocks	12	vs. John Brown (11/11/22)
Turnovers	12	at Saint Mary's (11/7/22)

TEAM SEASON LOWS	#	DATE/OPPONENT
Points	78	at Saint Mary's (11/7/22)
Field Goals	23	at Saint Mary's (11/7/22)
3-pt Made	12	at Saint Mary's (11/7/22)
FT Made	10	vs. John Brown (11/11/22)
Rebounds	37	at Saint Mary's (11/7/22)
Assists	11	at Saint Mary's (11/7/22)
Steals	2	at Saint Mary's (11/7/22)
Blocks	6	at Saint Mary's (11/7/22)
Turnovers	6	vs. John Brown (11/11/22)

SCORING MILESTONE WATCH

1. Greg Sutton (1988-91)	3,070	11. Haywoode Workman (1986-89)	1,506
2. Richard Fuqua (1969-73)	3,004	12. Emmanuel Nzekwesi (2015-20)	1,492
3. Caleb Green (2003-07)	2,503	13. Jeff Acres (1980-85)	1,476
4. Anthony Roberts (1973-77)	2,341	14. Carl Hardaway (1966-70)	1,408
5. Dominique Morrison (2008-12)	2,080	15. Damen Bell-Holter (2009-13)	1,389
6. Mark Acres (1981-85)	2,038	16. Obi Emegano (2013-16)	1,367
7. Ken Tutt (2003-07)	2,019	17. Eddie Woods (1970-74)	1,340
8. Warren Niles (2009-13)	1,984	18. Ray Thompson (1991-93)	1,326
9. Tim Gill (1994-98)	1,959	19. Albert Owens (2014-18)	1,318
10. Max Abmas (2019-pres.)	1,851	20. Kevin Obanor (2018-21)	1,306

COACHING STAFF**PAUL MILLS**

Texas A&M / 1996
76-80 / 6th Season

**> AT ORU**

In his first five seasons at ORU, the Golden Eagles earned 12 postseason honors from The Summit League; Player of the Year (Abmas), Newcomer of the Year (Ruder & Obanor), Sixth Man of the Year (Owens & Obanor), First Team All-Summit League (Abmas, Obanor & Nzekwesi), Second Team All-Summit League (Nzekwesi & Obanor), Honorable Mention All-Summit League (McBride, Nzekwesi) and All-Newcomer (Glasper, Abmas, Burns, Kearns & Obanor).

> VETERAN COACH

Although ORU is Mills' first NCAA head coaching job, Mills has been in the Division I ranks since 2002 when he joined Rice as the director of operations. Before coming to ORU, Mills served on the staff of Scott Drew at Baylor for 14 years.

> POSTSEASON EXPERIENCE

Mills and the Golden Eagles made their first NCAA Tournament appearance in 2021 reaching the Sweet 16. While at Baylor, Mills made nine postseason appearances, including seven NCAA Tournaments. Baylor made the Elite Eight twice and made two additional appearances in the Sweet 16. The Bears were the 2012-13 NIT champions.

SAM PATTERSON

Baylor/2008
Assistant Coach
6th Season

**RUSSELL SPRINGMANN**

Salisbury State/1990
Assistant Coach
5th Season

**KENTON PAULINO**

Texas/2008
Assistant Coach
2nd Season

**STEVE UPSHAW**

Northeastern State/1992
Director of Operations
21st Season

**IAIN LAYMON**

Indiana/2017
Video Coordinator
6th Season



SITUATIONAL RECORDS**ORU'S RECORD WHEN...**

Leading at Halftime	1-0
Trailing at Halftime	0-1
Tied at Halftime	-
More Field Goals than opp.	1-0
Fewer Field Goals than opp.	0-1
Same amount FG's as opp.	-
More 3-pointers than opp.	1-1
Fewer 3-pointers than opp.	-
Same amount 3-pointer as opp.	-
More Free Throws Made than opp.	1-0
Fewer Free Throws Made than opp.	0-1
Same amount FT's as opp.	-
More Free Throw Attempts than opp.	1-0
Fewer Free Throw Attempts than opp.	0-1
More Rebounds than opp.	-
Fewer Rebounds than opp.	1-1
More Assists than opp.	1-1
Fewer Assists than opp.	-
Same Amount Assists as opp.	-
More Steals than opp.	1-0
Fewer Steals than opp.	0-1
Same Amount Steals as opp.	-
More Turnovers than opp.	0-1
Fewer Turnovers than opp.	1-0
Same Amount Turnovers as opp.	-
More Blocked Shots than opp.	1-1
Fewer Blocked Shots than opp.	-
Same Amount Blocks as opp.	-
Home	1-0
Away	0-1
Neutral	-
Overtime	-
Leading with 3:00 to play	1-0
GAMES DECIDED BY ...	
1-5 Points	-
6-10 Points	0-1
11-19 Points	-
20+ Points	1-0

ORU BENCH PRODUCTION

GAME	ORU-OPP	DIFF	TOP BENCH
			SCORER
at Saint Mary's	13-28	-15	8-Mwamba
vs. John Brown	15-19	-4	8-Weaver
at #3 Houston			

LEADS, DEFICITS AND MARGINS

GAME	LARGEST +	LARGEST -	FINAL	BIGGEST
			MARGIN	ORU RUN
at Saint Mary's	1	21	8	6
vs. John Brown	33	5	33	14
at #3 Houston				

SUMMIT LEAGUE PLAYERS OF THE WEEK

Week 1 (Nov. 14)	Week 7 (Dec. 26)	Week 13 (Feb. 6)
Week 2 (Nov. 21)	Week 8 (Jan. 2)	Week 14 (Feb. 13)
Week 3 (Nov. 28)	Week 9 (Jan. 9)	Week 15 (Feb. 20)
Week 4 (Dec. 5)	Week 10 (Jan. 16)	Week 16 (Feb. 27)
Week 5 (Dec. 12)	Week 11 (Jan. 23)	
Week 6 (Dec. 19)	Week 12 (Jan. 30)	



COLLEGEINSIDER.COM MID-MAJOR POLL (OCTOBER 30, 2022)

	TEAM (1ST PLACE VOTES)	RECORD	PTS	PREV.	CONFERENCE
1	Gonzaga (31)	0-0	776	-	West Coast
2	Drake	0-0	670	-	Missouri Valley
3	Saint Mary's	0-0	581	-	West Coast
4	Toledo	0-0	563	-	Mid-American
5	Liberty	0-0	540	-	ASUN
6	Furman	0-0	530	-	Southern
7	Kent State	0-0	473	-	Mid-American
8	Towson	0-0	457	-	Colonial
9	Iona	0-0	394	-	Metro Atlantic
10	BYU	0-0	379	-	West Coast
11	Grand Canyon	0-0	367	-	Western Athletic
12	Oral Roberts	0-0	350	-	Summit
13	Louisiana	0-0	326	-	Sun Belt
14	Southern Illinois	0-0	318	-	Missouri Valley
15	South Dakota State	0-0	310	-	Summit
16	UC Santa Barbara	0-0	220	-	Big West
17	Purdue-Fort Wayne	0-0	209	-	Horizon
18	Akron	0-0	199	-	Mid-American
19	NKU	0-0	147	-	Horizon
20	Norfolk State	0-0	137	-	MEAC
21	Belmont	0-0	124	-	Missouri Valley
22	New Mexico State	0-0	119	-	Western Athletic
23	Bryant	0-0	111	-	America East
24	Hofstra	0-0	107	-	Colonial
25	Longwood	0-0	103	-	Big South

OTHERS RECEIVING VOTES

Penn 100, Bradley 96, Yale 85, Vermont 83, San Francisco 82, Colgate 80, Samford 79, James Madison 76, Missouri State 74, Charleston 70, Montana State 55, Northern Iowa 54, Abilene Christian 52, UNCG 50, Chattanooga 48, Texas State 41, Stephen F. Austin 37, Santa Clara 34, Murray State 30, South Dakota 28, Princeton 26, Utah Valley 26, Oakland 25, Georgia State 22, Wright State 21, Delaware 20, Jacksonville 19, Southern Utah 19, Portland 13, Montana 11, Ohio 11, Youngstown State 11, UNCW 10, South Alabama 9, Ball State 8, Eastern Washington 8, Long Beach 8, Loyola Marymount 8, Wofford 7, Lipscomb 6, Sam Houston State 5, UC Irvine 5, Winthrop 5, Hawaii 4, Morehead State 4, Mercer 2, Prairie View 2, Texas A&M Corpus Christi 2, Boston University 1, Campbell 1, FGCU 1, Northeastern 1, SIU Edwardsville 1.



RECORD BY UNIFORM

JERSEY	HOME	AWAY	NEUTRAL	TOTAL
White	1-0	0-0	0-0	1-0
Blue	0-0	0-1	0-0	0-1
Gold	0-0	0-0	0-0	0-0
Baby Blue	0-0	0-0	0-0	0-0

ORU RECORD BY STARTING LINEUP

GUARD	GUARD	GUARD/FORWARD	GUARD/FORWARD	FORWARD/CENTER	RECORD
Abmas	McBride	Thompson	Jurgens	Vanover*	1-1

GAME-BY-GAME STARTING LINEUP

*- First start of ORU career

OPPONENT	G	G	G/F	G/F	F/C
@ Saint Mary's	Abmas	McBride	Thompson	Jurgens	Vanover
John Brown	Abmas	McBride	Thompson	Jurgens	Vanover
@ #3 Houston					



STATISTICAL MILESTONE COUNT

TEAM'S LEADING SCORER	SEASON	CAREER	CONSEC.
Max Abmas	1	51	3
Carlos Jürgens	0	1	0
Issac McBride	0	2	0
Trey Phipps	0	1	0
Kareem Thompson	0	2	0
Connor Vanover	1	1	1
DeShang Weaver	0	2	0
10+ POINTS	SEASON	CAREER	CONSEC.
Max Abmas	2	89	29
Nate Clover III	0	2	0
Sir Issac Herron	0	2	0
Carlos Jürgens	1	18	1
Issac McBride	2	23	18
Trey Phipps	0	11	0
Kareem Thompson	2	21	2
Connor Vanover	2	2	2
DeShang Weaver	0	38	1
20+ POINTS	SEASON	CAREER	CONSEC.
Max Abmas	0	47	2
Carlos Jurgens	0	1	0
Issac McBride	0	2	0
Trey Phipps	0	1	0
Kareem Thompson	0	1	0
DeShang Weaver	0	4	0
30+ POINTS	SEASON	CAREER	CONSEC.
Max Abmas	0	13	0
40+ POINTS	SEASON	CAREER	CONSEC.
Max Abmas	0	2	0
LEADING REBOUNDER	SEASON	CAREER	CONSEC.
Max Abmas	2	3	2
Carlos Jürgens	0	4	0
Issac McBride	0	1	0
Kareem Thompson	0	10	0
DeShang Weaver	0	4	0
10+ REBOUNDS	SEASON	CAREER	CONSEC.
Sir Issac Herron	0	1	0
Carlos Jürgens	0	1	0
Kareem Thompson	0	3	0
DeShang Weaver	0	1	0
DOUBLE-DOUBLES	SEASON	CAREER	CONSEC.
Max Abmas	0	2	0
Sir Issac Herron	0	1	0
Kareem Thompson	0	2	0
DeShang Weaver	0	1	0
ASSIST LEADER	SEASON	CAREER	CONSEC.
Max Abmas	1	38	0
Kareem Thompson	0	12	0
Carlos Jürgens	1	16	1
Issac McBride	0	6	0
Trey Phipps	0	3	0
DeShang Weaver	0	3	0
GAMES STARTED	SEASON	CAREER	CONSEC.
Max Abmas	2	91	91
Sir Issac Herron	0	1	0
Carlos Jürgens	2	49	2
Issac McBride	2	8	7
Kareem Thompson	2	61	43
Connor Vanover	2	2	2
DeShang Weaver	0	58	0
GAMES W/ MADE 3-POINTER	SEASON	CAREER	CONSEC.
Max Abmas	2	86	6
Sir Issac Herron	0	3	0
Carlos Jürgens	1	45	1
Elijah Lawrence	0	1	0
Issac McBride	2	25	6
Patrick Mwamba	1	1	1
Trey Phipps	0	23	0
Jake Shannon	1	1	1
Kareem Thompson	2	39	2
Connor Vanover	2	2	2
DeShang Weaver	1	67	4
TEAM	2	--	308
GAMES W/ A BLOCK	SEASON	CAREER	CONSEC.
Max Abmas	0	13	0
Nate Clover III	1	9	1
Sir Issac Herron	0	4	0
Carlos Jürgens	0	26	0
Trey Phipps	0	3	0
Kareem Thompson	0	27	0
Connor Vanover	2	2	2
DeShang Weaver	1	53	1

TEAM	2	--	34
------	---	----	----

STATISTICAL MILESTONES

20+ POINTS	
30+ POINTS	
10+ REBOUNDS	
5+ ASSISTS	
CARLOS JURGENS	
5 vs. John Brown (11/11/22)	
3+ BLOCKS	
CONNOR VANOVER	
6 at Saint Mary's (11/7/22)	
8 vs. John Brown (11/11/22)	
5+ STEALS	



2022-23 DOUBLE-DOUBLES

THE LAST TIME ...

ORU Scored 100 Points	102 vs. SDSU (2/24/22)
Opponent Scored 100 Points	106 vs. SDSU (2/24/22)
ORU Scored Fewer than 60 Points	59 at North Dakota State (2/17/21)
Opponent Scored Fewer than 60 Points	50 vs. Southwestern Christian (11/12/21)
ORU Scored Fewer than 50 Points	48 at Penn State (11/24/17)
Opponent Scored Fewer than 50 Points	31 vs. Rogers State (11/23/21)
ORU Won by 30 Points	33 (95-62) vs. John Brown (11/11/22)
Opponent Won by 30 Points	34 (84-50) at Missouri State (11/6/18)
ORU shot 65% from the floor	67% (34-51) at Oakland (1/3/12)
Opponent shot 65% from the floor	66% (29-44) vs. Kansas City (1/24/21)
ORU shot 60% from the floor	62.9% (44-70) vs. Western Illinois (2/27/20)
Opponent shot 60% from the floor	63% (40-64) at South Dakota State (1/2/20)
ORU shot less than 35% from the floor	34.4% (22-64) at North Dakota State (2/17/22)
Opponent shot less than 35% from the floor	33.8% (26-77) vs. John Brown (11/11/22)
ORU shot 50% from beyond the arc	50.0% (17-34) at Kansas City (1/15/22)
ORU shot 75% from beyond the arc	81.8% (9-11) at SLU (1/3/13)
Opponent shot 50% from beyond the arc	52.6% (13-16) at North Dakota State (2/17/22)
ORU shot less than 20% from beyond the arc	13.0% (3-23) at Wichita State (11/23/19)
ORU shot less than 10% from beyond the arc	9.5% (2-21) vs. Montana (11/21/16)
Opponent shot less than 20% from beyond the arc	19.0% (4-21) at Missouri State (12/11/21)
ORU made 10 three-pointers	15 vs. John Brown (11/11/22)
Opponent made 10 three-pointers	10 at North Dakota State (2/17/22)
ORU made 15 three-pointers	15 vs. John Brown (11/11/22)
Opponent made 15 three-pointers	16 vs. Western Illinois (2/27/21)
ORU made 20 three-pointers	21 vs. Southwestern Christian (11/12/21)
Opponent made 20 three-pointers	20 at Fort Wayne (12/31/16)
ORU failed to make a three-point attempt	0-7 at Memphis (12/28/12)
Opponent failed to make a three-point attempt	0-15 vs. Little Rock (12/19/16)
ORU shot less than 50% from the FT line	42.9% (3-7) at Missouri State (12/11/21)
Opponent shot less than 50% from the FT line	42% (5-12) vs. Rogers State (11/19/19)
ORU had 20 Offensive Rebounds	29 vs. Haskell (11/18/21)
Opponent had 20 Offensive Rebounds	24 at Arkansas (12/20/20)
ORU had 20 Assists	22 vs. John Brown (11/11/22)
ORU had 25 Assists	26 vs. Southwestern Christian (12/12/20)
ORU had 10 Steals	11 vs. Omaha (1/1/22)
ORU committed 20 Turnovers	20 vs. Rogers State (11/19/19)
Opponent committed 20 Turnovers	24 vs. Haskell (11/18/21)
ORU committed 25 Turnovers	27 at Arkansas (12/19/17)
ORU committed fewer than five Turnovers	3 vs. North Dakota State (3/7/22)
ORU had a 20-point scorer	vs. NDSU (Abmas-28) (3/7/22)
ORU had two 20-point scorers	vs. SDSU (Abmas-34, Jurgens-25) (2/24/22)
ORU had three 20-point scorers	vs. Omaha (Owens-28, Martin-26, Bradley-24) (1/21/17)
ORU had five double-figure scorers	vs. John Brown (11/11/22)
Opponent had five double-figure scorers	at Western Illinois (1/8/22)
ORU had six double-figure scorers	vs. South Dakota State (3/8/21)
Opponent had six double-figure scorers	vs. Southwestern Christian (11/12/21)
ORU had all 5 starters score in double figures	vs. John Brown (11/11/22)
ORU's bench out-scored its starters	(50-38) vs. St. Thomas (2/5/22)
ORU had two double-figure rebounders	at Omaha (Lacis-10, Weaver-10) (1/27/22)
Opp had two double-figure rebounders	vs. South Dakota (Peterson-12, Kelley-10) (1/17/19)
ORU had a double-double	vs. Western Illinois (Lufile 18 pts/14 reb) (3/6/22)
ORU had two double-doubles	vs. Western Ill. (Nzekwesi-13/13, Burns-15/10 asst.) (2/27/20)
ORU had three double-doubles	vs. East Texas Baptist (Owens, Nzekwesi, Harris) (1/23/18)
ORU scored 50 points in first half	50 vs. SDSU (2/24/22)
ORU scored 50 points in second half	56 vs. John Brown (11/11/22)
ORU scored 60 points in a half	63 vs. Western Illinois (2/3/22)
Opponent scored less than 20 points in first half	14 vs. Rogers State (11/23/21)
Opponent scored less than 20 points in second half	17 vs. Rogers State (11/23/21)
ORU defeated a ranked opponent	75-72 (# 7) vs. Ohio State (OT), NCAA 1st Round (3/19/21)
ORU won a single-overtime game	75-72 vs. Ohio State (3/19/21)
ORU won a double-overtime game	74-66 at Little Rock (12/2/17)
A Golden Eagle had a 20/10 Performance (PTS/REB)	Lufile (25/13) vs. St. Thomas (2/5/22)
A Golden Eagle had a 20/20 Performance (PTS/REB)	Damen Bell-Holter (25/20) vs. NW St. (1/10/13)
A Golden Eagle Scored 30 Points	34 - Max Abmas vs. SDSU (2/24/22)
An Opponent Scored 30 Points	30 - Jeriah Horne vs. Tulsa (11/29/21)
A Golden Eagle Scored 40 Points	41 - Max Abmas vs. Western Illinois (2/27/21)
A Golden Eagle had 15 Rebounds	16 - Elijah Lufile vs. SDSU (2/24/22)
A Golden Eagle had 20 Rebounds	21 - D'Mauria Jones vs. Bacone (12/15/20)
A Golden Eagle had 10 Assists	11 - Max Abmas at Western Illinois (1/8/22)
An Opponent had 10 Assists	10 - Manu Lecomte at Baylor (11/11/16)
A Golden Eagle had five Steals	5 - Max Abmas vs. Omaha (1/1/22)
A Golden Eagle had five Blocks	8 - Connor Vanover vs. John Brown (11/11/22)
An Opponent had five Blocks	8 - Yor Anei, Oklahoma State (11/6/19)
The Golden Eagles won a game at the buzzer	at Western Illinois (1/8/21)
An Opponent won a game at the buzzer	vs. North Dakota State (1/22/22)

ABOUT ORU

Founded in 1963 by evangelist Oral Roberts, ORU is a 400-acre campus located in South Tulsa. ORU boasts a total enrollment of over 4,000 students from all 50 states and more than 30 foreign countries. Some famous ORU alums include entertainer Kathy Lee Gifford, Pulitzer-prize nominated author Clifton Taulbert and two-time NCAA track & field national champion and 2008 Olympic silver medalist Andretti Bain, 2012 NCAA outdoor national champion Jack Whitt and 2012 Olympians Prince Mumba (Track) and Dominique Allen (Women's Basketball). "The Simpsons" creator Matt Groening briefly attended ORU, and subsequently, many of the characters on the show are modeled after former ORU students and staff members. In fact, if you look closely over Ned Flanders' fireplace, his college diploma reads "Oral Roberts University".

ABOUT THE SUMMIT LEAGUE

Through 39 years of Division I athletics, The Summit League offers 19 championship sports and has a combined enrollment of around 100,000 at 10 institutions, including five located in top 60 U.S. metropolitan populations and two land-grant universities. Member institutions include: the University of Denver, University of Missouri-Kansas City, University of North Dakota, North Dakota State University, University of Nebraska Omaha, Oral Roberts University, University of St. Thomas, University of South Dakota, South Dakota State University and Western Illinois University. The Summit League was previously known as the Mid-Continent Conference before undergoing a rebrand in 2007. The Summit League has produced 15 NCAA National Champions with over 125 All-Americans and 100 Academic All-Americans including numerous student-athletes competing at the highest professional level.

Each year, approximately 3,000 student-athletes continue to raise the bar and help The Summit League reach exceptional success and development. Within the past eight years alone, The Summit League has produced a national postseason team tournament championship, an NCAA semifinal appearance, a pair of Sweet 16 appearances and eight NCAA Champions. That level of success also carries into the classroom. The Summit League ranked first for NCAA Graduation Success Rate in women's basketball from 2014-16. A total of 21 Summit League teams achieved perfect NCAA Academic Progress Rate scores in the most recently released figures, while 23 other teams garnered NCAA Public Recognition Awards for top academic progress rates.

The Summit League also produces the highest quality in competition. In 2020-21, former Summit League student-athletes competed in the NBA, in MLB, on the PGA Tour, on the LPGA Tour and in Major League Soccer (MLS).





2022-23 Oral Roberts Men's Basketball Combined Team Statistics All games

Page 1/1
as of Nov 12, 2022

Game Records

Record	Overall	Home	Away	Neutral
ALL GAMES	1-1	1-0	0-1	0-0
CONFERENCE	0-0	0-0	0-0	0-0
NON-CONFERENCE	1-1	1-0	0-1	0-0

Score by Periods

Team	1st	2nd	OT	TOT
Oral Roberts	68	97	0	165
Opponents	82	58	0	140

Team Box Score

No.	Player				Total		3-Point		F-Throw		Rebounds											
		GP-GS	MIN	AVG	FG-FGA	FG%	3FG-3FGA	3FG%	FT-FTA	FT%	OFF	DEF	TOT	AVG	PF	DQ	A	TO	BLK	STL	PTS	AVG
3	ABMAS, Max	2-2	66:32	33.3	10-26	.385	6-17	.353	6-9	.667	1	15	16	8.0	2	0	8	3	0	0	32	16.0
35	VANOVER, Connor	2-2	57:41	28.8	12-21	.571	5-11	.455	1-2	.500	1	13	14	7.0	3	0	1	2	14	1	30	15.0
10	MCBRIDE, Issac	2-2	54:29	27.2	12-20	.600	6-10	.600	0-1	.000	0	5	5	2.5	2	0	6	1	0	1	30	15.0
2	THOMPSON, Kareem	2-2	58:42	29.4	8-22	.364	6-13	.462	2-2	1.000	2	8	10	5.0	5	0	4	2	0	1	24	12.0
11	JÜRGENS, Carlos	2-2	50:25	25.2	8-14	.571	1-3	.333	4-4	1.000	1	5	6	3.0	4	0	8	5	0	2	21	10.5
32	MWAMBA, Patrick	1-0	18:58	19.0	3-4	.750	1-2	.500	1-1	1.000	0	3	3	3.0	3	0	0	2	0	0	8	8.0
14	WEAVER, DeShang	2-0	32:42	16.4	3-11	.273	1-8	.125	4-9	.444	3	4	7	3.5	3	0	2	0	1	3	11	5.5
4	SHANNON, Jake	1-0	02:09	2.2	1-1	1.000	1-1	1.000	0-0	.000	0	0	0	0.0	0	0	0	0	0	0	3	3.0
20	PHIPPS, Trey	2-0	38:00	19.0	0-8	.000	0-3	.000	4-4	1.000	0	7	7	3.5	2	0	4	1	0	2	4	2.0
0	WILLIAMS, Demari	2-0	04:00	2.0	1-3	.333	0-0	.000	0-0	.000	2	0	2	1.0	0	0	0	0	0	0	2	1.0
13	CLOVER III, Nate	1-0	10:18	10.3	0-0	.000	0-0	.000	0-0	.000	0	0	0	0.0	0	0	0	0	3	0	0	0.0
5	AMBOREE, Cam	1-0	06:03	6.1	0-2	.000	0-2	.000	0-0	.000	0	1	1	1.0	0	0	0	1	0	0	0	0.0
Team											4	6	10				1					
Total		2	400		58-132	.439	27-70	.386	22-32	.688	14	67	81	40.5	24	0	33	18	18	10	165	82.5
Opponents		2	400		51-139	.367	18-58	.310	20-28	.714	24	66	90	45.0	28	0	15	21	4	12	140	70.0

Team Statistics

	ORU	OPP
Scoring	165	140
Points per game	82.5	70.0
Scoring margin	+12.5	-
Field goals-att	58-132	51-139
Field goal pct	.439	.367
3 point fg-att	27-70	18-58
3-point FG pct	.386	.310
3-pt FG made per game	13.5	9.0
Free throws-att	22-32	20-28
Free throw pct	.688	.714
F-Throws made per game	11.0	10.0
Rebounds	81	90
Rebounds per game	40.5	45.0
Rebounding margin	-4.5	-
Assists	33	15
Assists per game	16.5	7.5
Turnovers	18	21
Turnovers per game	9.0	10.5
Turnover margin	+1.5	-
Assist/turnover ratio	1.8	0.7
Steals	10	12
Steals per game	5.0	6.0
Blocks	18	4
Blocks per game	9.0	2.0
Winning streak	1	-
Home win streak	1	-
Attendance	5097	3219
Home games-Avg/Game	1-5097	1-3219
Neutral site-Avg/Game	-	0-0

Team Results

Date	Opponent		Score	Att.
11/07/2022	at Saint Mary's (CA)	L	70-78	3219
11/11/2022	John Brown	W	95-62	5097





2022-23 Oral Roberts Men's Basketball
Points-rebounds-assists
All games

Page 1/1
as of Nov 12, 2022

Opponent	Date	Score		0	2	3	4	5	10	11	13	14	20	32
				WILLIAMS,D	THOMPSON,K	ABMAS,MAX	SHANNON,JA	AMBOREE,CA	MCBRIDE,IS	JÜRGENS,CA	CLOVER III	WEAVER,DES	PHIPPS,TRE	MWAMBA,PAT
at Saint Mary's (CA)	11/07/2022	70-78	L	0-0-0	13-5-1	14-7-4	DNP	DNP	11-2-3	8-3-3	DNP	3-1-0	2-3-0	8-3-0
John Brown	11/11/2022	95-62	W	2-2-0	11-5-3	18-9-4	3-0-0	0-1-0	19-3-3	13-3-5	0-0-0	8-6-2	2-4-4	DNP
Opponent	Date	Score		35	VANOVER,CO									
at Saint Mary's (CA)	11/07/2022	70-78	L	11-6-0										
John Brown	11/11/2022	95-62	W	19-8-1										





2022-23 Oral Roberts Men's Basketball Opponents Game-by-Game All games

Page 1/1
as of Nov 12, 2022

			Total		3-Pointers		Free throws		Rebounds											
Opponent	Date	Score		FG-FGA	PCT	3FG-3FGA	PCT	FT-FTA	PCT	OFF	DEF	TOT	AVG	PF	A	TO	BLK	STL	PTS	AVG
at Saint Mary's (CA)	11/07/2022	70-78	L	25-62	.403	8-25	.320	20-28	.714	11	31	42	42.0	15	9	5	3	8	78	78.0
John Brown	11/11/2022	95-62	W	26-77	.338	10-33	.303	0-0	.000	13	35	48	45.0	13	6	16	1	4	62	70.0
Total		140		51-139	.367	18-58	.310	20-28	.714	24	66	90	45.0	28	15	21	4	12	140	70.0
Oral Roberts		165		58-132	.439	27-70	.386	22-32	.688	14	67	81	40.5	24	33	18	18	10	165	82.5

Opponents Averages

Games Played	Points/game	FG Pct	3FG Pct	FT Pct	Rebounds/game	Assists/game	Turnovers/game	Assist/Turnover ratio	Steals/game	Blocks/game
2	70.0	36.7	31.0	71.4	45.0	7.5	10.5	0.7	6.0	2.0





2022-23 Oral Roberts Men's Basketball Season/Career Statistics All games

Page 1/1
as of Nov 12, 2022

Summary

Player	Season Statistics										Career Statistics									
	GP-GS	MIN/G	FG%	3FG%	FT%	R/G	A/G	STL	BLK	PTS/G	GP-GS	MIN/G	FG%	3FG%	FT%	R/G	A/G	STL	BLK	PTS/G
ABMAS, Max	2-2	33.3	.385	.353	.667	8.0	4.0	0	0	16.0	91-91	34.3	.436	.393	.858	3.0	2.9	102	15	20.3
AMBOREE, Cam	1-0	6.1	.000	.000	.000	1.0	0.0	0	0	0.0	1-0	6.1	.000	.000	.000	1.0	0.0	0	0	0.0
CLOVER III, Nate	1-0	10.3	.000	.000	.000	0.0	0.0	0	3	0.0	31-0	6.3	.523	.000	.833	2.0	0.0	3	18	1.8
JÜRGENS, Carlos	2-2	25.2	.571	.333	1.000	3.0	4.0	2	0	10.5	91-49	23.3	.396	.291	.627	2.8	1.8	70	37	5.8
MCBRIDE, Issac	2-2	27.2	.600	.600	.000	2.5	3.0	1	0	15.0	53-10	19.0	.444	.423	.840	1.9	1.3	32	2	9.4
MWAMBA, Patrick	1-0	19.0	.750	.500	1.000	3.0	0.0	0	0	8.0	84-55	20.8	.371	.318	.632	3.8	1.0	82	44	6.5
PHIPPS, Trey	2-0	19.0	.000	.000	1.000	3.5	2.0	2	0	2.0	49-0	16.3	.389	.379	.814	1.8	1.0	25	4	6.2
SHANNON, Jake	1-0	2.2	1.000	1.000	.000	0.0	0.0	0	0	3.0	1-0	2.2	1.000	1.000	.000	0.0	0.0	0	0	3.0
THOMPSON, Kareem	2-2	29.4	.364	.462	1.000	5.0	2.0	1	0	12.0	62-61	27.4	.441	.372	.732	4.7	1.8	56	37	8.3
VANOVER, Connor	2-2	28.8	.571	.455	.500	7.0	0.5	1	14	15.0	74-54	15.5	.463	.328	.797	3.5	0.3	23	109	6.5
WEAVER, DeShang	2-0	16.4	.273	.125	.444	3.5	1.0	3	1	5.5	94-58	21.5	.438	.379	.688	3.1	0.5	34	85	8.0
WILLIAMS, Demari	2-0	2.0	.333	.000	.000	1.0	0.0	0	0	1.0	2-0	2.0	.333	.000	.000	1.0	0.0	0	0	1.0

Scoring

Player	Season Statistics								Career Statistics							
	FG-FGA	FG%	3FG-3FGA	3FG%	FT-FTA	FT%	PTS	PTS/G	FG-FGA	FG%	3FG-3FGA	3FG%	FT-FTA	FT%	PTS	PTS/G
ABMAS, Max	10-26	.385	6-17	.353	6-9	.667	32	16.0	618-1416	.436	307-781	.393	308-359	.858	1851	20.3
AMBOREE, Cam	0-2	.000	0-2	.000	0-0	.000	0	0.0	0-2	.000	0-2	.000	0-0	.000	0	0.0
CLOVER III, Nate	0-0	.000	0-0	.000	0-0	.000	0	0.0	23-44	.523	0-0	.000	10-12	.833	56	1.8
JÜRGENS, Carlos	8-14	.571	1-3	.333	4-4	1.000	21	10.5	189-477	.396	72-247	.291	79-126	.627	529	5.8
MCBRIDE, Issac	12-20	.600	6-10	.600	0-1	.000	30	15.0	169-381	.444	77-182	.423	84-100	.840	499	9.4
MWAMBA, Patrick	3-4	.750	1-2	.500	1-1	1.000	8	8.0	188-507	.371	82-258	.318	84-133	.632	542	6.5
PHIPPS, Trey	0-8	.000	0-3	.000	4-4	1.000	4	2.0	100-257	.389	58-153	.379	48-59	.814	306	6.2
SHANNON, Jake	1-1	1.000	1-1	1.000	0-0	.000	3	3.0	1-1	1.000	1-1	1.000	0-0	.000	3	3.0
THOMPSON, Kareem	8-22	.364	6-13	.462	2-2	1.000	24	12.0	195-442	.441	70-188	.372	52-71	.732	512	8.3
VANOVER, Connor	12-21	.571	5-11	.455	1-2	.500	30	15.0	187-404	.463	57-174	.328	51-64	.797	482	6.5
WEAVER, DeShang	3-11	.273	1-8	.125	4-9	.444	11	5.5	278-635	.438	151-398	.379	44-64	.688	751	8.0
WILLIAMS, Demari	1-3	.333	0-0	.000	0-0	.000	2	1.0	1-3	.333	0-0	.000	0-0	.000	2	1.0

Totals

Player	Season Statistics									Career Statistics								
	O-REB	D-REB	TOTAL	PF	FO	A	TO	A/TO		O-REB	D-REB	TOTAL	PF	FO	A	TO	A/TO	
ABMAS, Max	1	15	16	2	0	8	3	2.7		34	242	276	169	2	267	169	1.6	
AMBOREE, Cam	0	1	1	0	0	0	1	0.0		0	1	1	0	0	0	1	0.0	
CLOVER III, Nate	0	0	0	0	0	0	0	0.0		19	42	61	26	0	1	18	0.1	
JÜRGENS, Carlos	1	5	6	4	0	8	5	1.6		30	227	257	157	2	162	113	1.4	
MCBRIDE, Issac	0	5	5	2	0	6	1	6.0		10	92	102	67	0	68	51	1.3	
MWAMBA, Patrick	0	3	3	3	0	0	2	0.0		84	236	320	193	6	83	102	0.8	
PHIPPS, Trey	0	7	7	2	0	4	1	4.0		12	75	87	51	0	47	32	1.5	
SHANNON, Jake	0	0	0	0	0	0	0	0.0		0	0	0	0	0	0	0	0.0	
THOMPSON, Kareem	2	8	10	5	0	4	2	2.0		77	213	290	100	0	112	83	1.3	
VANOVER, Connor	1	13	14	3	0	1	2	0.5		61	198	259	82	0	24	44	0.5	
WEAVER, DeShang	3	4	7	3	0	2	0	0.0		75	218	293	196	3	51	73	0.7	
WILLIAMS, Demari	2	0	2	0	0	0	0	0.0		2	0	2	0	0	0	0	0.0	





2022-23 Oral Roberts Men's Basketball Combined Team Statistics In Conference games

Page 1/1
as of Nov 11, 2022

Game Records

Record	Overall	Home	Away	Neutral
ALL GAMES	0-0	0-0	0-0	0-0
CONFERENCE	0-0	0-0	0-0	0-0
NON-CONFERENCE	0-0	0-0	0-0	0-0

Score by Periods

Team	1st	2nd	OT	TOT
Oral Roberts	0	0	0	0
Opponents	0	0	0	0

Team Box Score

Team Box Score																										
No.	Player				Total		3-Point		F-Throw		Rebounds															
		GP-GS	MIN	AVG	FG-FGA	FG%	3FG-3FGA	3FG%	FT-FTA	FT%	OFF	DEF	TOT	AVG	PF	DQ	A	TO	BLK	STL	PTS	AVG				
Team																										
Total		0	0		0-0	.000	0-0	.000	0-0	.000	0	0	0	0.0	0	0	0	0	0	0	0	0.0				
Opponents		0	0		0-0	.000	0-0	.000	0-0	.000	0	0	0	0.0	0	0	0	0	0	0	0	0.0				

Team Statistics

	ORU	OPP
Scoring	0	0
Points per game	0.0	0.0
Scoring margin	0.0	-
Field goals-att	0-0	0-0
Field goal pct	.000	.000
3 point fg-att	0-0	0-0
3-point FG pct	.000	.000
3-pt FG made per game	0.0	0.0
Free throws-att	0-0	0-0
Free throw pct	.000	.000
F-Throws made per game	0.0	0.0
Rebounds	0	0
Rebounds per game	0.0	0.0
Rebounding margin	0.0	-
Assists	0	0
Assists per game	0.0	0.0
Turnovers	0	0
Turnovers per game	0.0	0.0
Turnover margin	0.0	-
Assist/turnover ratio	0.0	0.0
Steals	0	0
Steals per game	0.0	0.0
Blocks	0	0
Blocks per game	0.0	0.0
Winning streak	0	-
Home win streak	0	-
Attendance	0	0
Home games-Avg/Game	0-0	0-0
Neutral site-Avg/Game	-	0-0

Team Results

Date	Opponent	Score	Att.
------	----------	-------	------



ORU SINGLE GAME TOP 10

POINTS

RK	PTS.	NAME	OPP.	DATE
1.	68*	Greg Sutton	Oklahoma City (A)	12/5/90
2.	66	Anthony Roberts	North Carolina A&T (H)	2/19/77
3.	65	Anthony Roberts	Oregon (NIT) (H)	3/9/77
4.	60*	Richard Fuqua	University of the South (H)	1/15/71
5.	57*	Richard Fuqua	St. Benedict (A)	12/26/70
6.	54*	Greg Sutton	Arkansas Tech (A)	11/27/89
7.	52	Ray Thompson	Prairie View A&M (A)	1/16/92
8.	51*	Richard Fuqua	Jackson St. (H)	1/28/71
51		Richard Fuqua	Union (TN) (H)	2/24/72
51		Richard Fuqua	Moorhead (MN) St. (H)	1/15/72

REBOUNDS

RK	REB	NAME	OPP.	DATE
1.	34	David Vaughn	Brandeis (H)	1/8/73
2.	30	Eddie Woods	Lamar (A)	1/25/72
3.	28	Eddie Woods	Lamar (H)	1/21/74
4.	24	Eddie Woods	UT-Pan American (H)	1/26/74
24		Eddie Woods	St. Francis (Pa.) (H)	1/5/72
6.	22	Caleb Green	Southern Utah (H)	2/28/04
7.	21	Mark Acres	Tulsa (H)	1/12/84
21		Antonio Martin	West Texas St. (A)	12/5/77
21		Eddie Woods	St. Johns (A)	3/21/72
21		Eddie Woods	Boston (A)	2/26/72
21		Eddie Woods	Connecticut (H)	12/29/71
21		Rocky Walls	Southern Utah (N)	3/1/98
21		D'Mauria Jones	Bacone (H)	12/15/20

ASSISTS

RK	ASST	NAME	OPP.	DATE
1.	16	Jonathan Bluiitt	Oakland (H)	1/20/05
2.	15	Haywoode Workman	St. Louis (H)	2/7/87
15		Arnold Dugger	Florida St. (H)	3/1/77
4.	14	Arnold Dugger	North Texas (H)	2/12/77
14		Willie Irons	BYU (H)	1/21/86
6.	13	Richard Fuqua	UT-Pan American (H)	2/27/73
13		Ron Jones	Illinois St. (H)	1/15/77
13		Robert Griffin	Stetson (H)	2/17/79
13		Jonathan Bluiitt	UMKC (A)	1/3/04
10.	12	Six tied		

FIELD GOALS MADE

RK	FGM	NAME	OPP.	DATE
1.	25	Richard Fuqua	Moorhead St. (H)	1/15/72
25		Richard Fuqua	Trinity (H)	2/17/72
25		Anthony Roberts	North Carolina A&T (H)	2/19/77
25		Anthony Roberts	Oregon (H) *NIT*	3/9/77
5.	24	Anthony Roberts	Florida St. (A)	3/1/77
24*		Richard Fuqua	St. Benedicts (H)	12/26/70
7.	21	Anthony Roberts	Illinois St. (A)	1/6/75
21		Anthony Roberts	North Carolina (N)	12/27/76
9.	20	Anthony Roberts	Bowling Green (N)	12/29/76
10.	18	Anthony Roberts	Illinois St. (H)	1/31/76
18		Anthony Roberts	North Texas St. (H)	2/12/77
18		Lamont Reid	Austin Peay (N)	12/30/77

FIELD GOALS ATTEMPTED

RK	FGA	NAME	OPP.	DATE
1.	49	Richard Fuqua	Illinois St. (H)	2/14/73
2.	47	Richard Fuqua	Trinity (H)	2/17/72
47		Richard Fuqua	Union (Tenn.) (H)	2/24/72
4.	46	Richard Fuqua	UT-Pan American (A)	3/6/72
5.	44	Richard Fuqua	St. Benedicts (H)	12/26/70
44		Richard Fuqua	UW-Milwaukee (H)	3/2/72
7.	39	Anthony Roberts	Florida St. (A)	2/19/77
8.	38	Anthony Roberts	Illinois St. (A)	1/6/75
38		Anthony Roberts	North Carolina (N)	12/27/76
10.	37	Anthony Roberts	Oregon (H)	3/9/77

FIELD GOAL PERCENTAGE (MIN. 10 ATTEMPTS)

RK	FG%	NAME	FGM-FGA	OPP.	DATE
1.	1.000	Charles Dorsey	11-11	Butler (A)	2/20/84
2.	.923	Jeff Acres	12-13	Okla. Baptist (H)	11/24/84
.923		Blake Moses	12-13	S.F. Austin (H)	11/30/96
4.	.917	Warren Niles	11-12	St. Gregory's (H)	11/14/12
5.	.909	Woody Jones	10-11	UC-Irvine (A)	12/23/85
.909		Clifford Crenshaw	10-11	Rice (A)	2/22/95
7.	.900	Tye Fields	9-10	TCU (A)	1/6/94
.900		Derrick Taylor	9-10	UMKC (A)	1/7/99
.900		Reggie Borges	9-10	UT-Arlington (H)	12/17/01
.900		Damen Bell-Holter	9-10	Akron (A)	1/3/11
.900		Michael Craion	9-10	Fort Wayne (A)	2/15/12

3-PT FIELD GOALS MADE

RK	3FG	NAME	OPP.	DATE
1.	11	Greg Sutton	Oklahoma City (H)	12/5/90
2.	10	Chris Riouse	Oakland (A)	2/9/06
3.	9	Eric Perry	Chicago St. (H)	2/3/00
9		Markius Barnes	UMKC (H)	2/2/02
9		Ken Tutt	Chattanooga (A)	12/16/06
9		Moses Ehambe	Western Illinois (A)	2/14/08
7.	8	Luke Spencer-Gardner	Southern Utah (H)	1/24/02
8		Moses Ehambe	Centenary (N)	3/8/08
9.	7	20 tied		

3-PT FG ATTEMPTS

RK	3FGA	NAME	OPP.	DATE
1.	17	Robert Jarvis	North Carolina (A)	12/13/08
17		Chris Riouse	Oakland (A)	2/9/06
3.	16	Max Abmas	St. Thomas (A)	1/6/22
4.	15	Robert Jarvis	Texas A&M-CC (H)	11/14/07
15		Ken Tutt	Chicago St. (A)	1/17/04
6.	14	Kris Martin	Missouri St. (A)	12/14/16
14		Warren Niles	Central Arkansas (A)	3/9/13
14		Ken Tutt	Southern Utah (A)	1/5/04
14		Ken Tutt	Chattanooga (A)	12/16/06
10.	13	10 tied		

3-PT FG PERCENTAGE (MIN. 5 ATT.)

RK	3FG%	NAME	3FGM-3FGA	OPP.	DATE
1.	1.00	Bobby Word	5-5	Incarnate Word (A)	1/18/14
1.00		Mikey Manghum	6-6	South Dakota (H)	1/26/12
1.00		Luke Spencer-Gardner	6-6	Utah Valley St. (A)	12/11/04
4.	.900	Eric Perry	9-10	Chicago St. (H)	2/3/00
5.	.889	Aaron Young	8-9	Denver (A)	1/6/16
6.	.875	Warren Niles	7-8	St. Gregory's (H)	11/14/12
.875		Marchello Vealy	7-8	Kansas (A)	11/15/06
8.	.857	Jerome Abbage	6-7	Louisville (A)	1/2/93
.857		Moses Ehambe	6-7	IUPUI (A)	2/24/07
.857		Dominique Morrison	6-7	Western Illinois (A)	12/2/11

FREE THROWS MADE

RK	FTM	NAME	OPP.	DATE
1.	17	Caleb Green	Chicago State (H)	2/4/06
17		Caleb Green	Valparaiso (A)	1/9/06
17		Anthony Roberts	Oregon State (H)	12/30/76
4.	16	Anthony Roberts	North Carolina A&T (H)	2/19/77
16		Caleb Green	Akron (H)	12/2/06
16		Caleb Green	Centenary (A)	1/20/07
16		Kevin Obanor	South Dakota (H)	1/17/19
7.	15	Eldon Lawryer	Oglethorpe (H)	2/5/72
15		Mark Acres	Evansville (A)	3/9/83
15		Haywoode Workman	Oklahoma (A)	12/10/88
10.	14	Six tied		

FREE THROWS ATTEMPTED

RK	FTA	NAME	OPP.	DATE
1.	22	Caleb Green	Seton Hall (N)	12/28/06
2.	21	Caleb Green	Valparaiso (A)	1/9/06
3.	20	Anthony Roberts	Oregon State (H)	12/30/76
4.	19	Caleb Green	Chicago State (H)	2/4/06
19		Caleb Green	Louisiana-Lafayette (H)	11/21/06
19		Caleb Green	Akron (H)	12/2/06
19		Steven Roundtree	Indiana State (H)	11/20/10
19		Korey Billbury	Tulsa (H)	11/15/14
19		Obi Emegano	Omaha (A)	2/19/15
10.	18	Six tied		

FREE THROW PERCENTAGE (MIN. 10 ATT.)

RK	FT%	NAME	FTM-FTA	DATE	PCT.
1.	1.000	Eldon Lawryer	15-15	Oglethorpe (H)	2/15/72
1.000		Obi Emegano	14-14	Denver (H)	2/19/16
1.000		Max Abmas	12-12	Florida (N)	3/21/21
1.000		Obi Emegano	12-12	Western Illinois (H)	2/13/16
1.000		Ken Tutt	11-11	Southern Utah (A)	1/11/07
1.000		Dominique Morrison	11-11	South Dakota St. (H)	1/7/11
1.000		Anthony Roberts	10-10	Santa Clara (H)	12/20/75
1.000		Charles Dorsey	10-10	Evansville (A)	2/4/85
1.000		Brian Miles	10-10	Southwest Texas (H)	1/17/87
1.000		Reggie Borges	10-10	Oklahoma Wesleyan (H)	11/23/02
1.000		Dominique Morrison	10-10	UMKC (H)	1/15/11
1.000		Shawn Glover	10-10	Southeastern La. (H)	2/8/14
1.000		Max Abmas	10-10	North Dakota (A)	2/19/22

BLOCKED SHOTS

RK	BLK	NAME	OPP.	DATE
1.	9	Kendrick Moore	Stephen F. Austin (A)	12/14/02
9		Kendrick Moore	IUPUI (N)	3/4/02
9		Antonio Martin	Oklahoma City (H)	1/28/78
9		Alvin Scott	West Texas State (H)	1/24/77
5.	8	Connor Vanover	John Brown (H)	11/11/22
8		Shawn Glover	New Orleans (H)	2/6/14
8		Kendrick Moore	Wichita State (H)	11/30/02
8.	7	David Vaughn	Trinity (H)	2/17/73
7		Shawn King	Fort Wayne (A)	1/10/08
7		Albert Owens	Oakland (H)	11/27/17
10.	6	12 tied		

STEALS

RK	STL	NAME	OPP.	DATE
1.	9	Haywoode Workman	Oklahoma (H)	12/29/88
9		Haywoode Workman	South Carolina (H)	1/28/89
9		R.J. Fuqua	Avila (H)	11/10/17
3.	8	Obi Emegano	Haskell (H)	12/28/14
4.	7	Willie Irons	Coppin State (H)	12/11/86
7		Akin Akin-Otiko	Texas (H)	12/13/86
7		Tim Gill	John Brown (H)	1/23/96
7		Larry Owens	Tulsa (H)	12/3/05
8.	6	Arnold Dugger	Bowling Green (H)	12/28/74
6		Michael Craion	West Virginia (A)	11/11/11
6		Gary "Cat" Johnson	Portland State (H)	1/23/80

* Part of career spent at NAIA level

** Part of career prior to ORU's move to NCAA Major College Division

ORU SEASON TOP 10

POINTS

RK	NAME	YEARS	PTS.
1.	Richard Fuqua	1971-72	1,006
2.	Anthony Roberts	1976-77	951
3.	Shawn Glover	2013-14	703
4.	Caleb Green	2006-07	698
5.	Sam McCants	1973-74	697
6.	Ray Thompson	1991-92	688
7.	Caleb Green	2005-06	686
	Max Abmas	2020-21	686
9.	Max Abmas	2021-22	685
10.	Dominique Morrison	2011-12	674

REBOUNDS

RK	NAME	YEARS	REB.
1.	Eddie Woods	1971-72	407
2.	David Vaughn	1972-73	385
3.	Antonio Martin	1979-80	334
4.	Damen Bell-Holter	2012-13	328
5.	Eddie Woods	1973-74	327
6.	Rocky Walls	1997-98	325
7.	Mark Acres	1983-84	324
8.	Caleb Green	2006-07	315
9.	Caleb Green	2004-05	306
10.	Harold Johnson	1974-75	301

ASSISTS

RK	NAME	YEARS	ASST.
1.	Sam McCants	1973-74	208
2.	Arnold Dugger	1976-77	194
3.	Haywoode Workman	1986-87	188
4.	Jonathan Bluitt	2004-05	178
5.	Arnold Dugger	1974-75	166
6.	Jonathan Bluitt	2003-04	165
7.	Luke Spencer-Gardner	2002-03	164
8.	Gary Johnson	1981-82	160
9.	Gary Johnson	1980-81	158
10.	Luke Spencer-Gardner	2000-05	156

FIELD GOALS MADE

RK	NAME	YEARS	FG
1.	Richard Fuqua	1971-72	423
2.	Greg Sutton*	1989-90	417
3.	Anthony Roberts	1976-77	402
4.	Greg Sutton*	1990-91	393
5.	Richard Fuqua**	1970-71	353
6.	Sam McCants	1973-74	304
7.	Ray Thompson	1991-92	284
8.	Anthony Roberts	1975-76	277
9.	Anthony Jones*	1990-91	276
10.	Shawn Glover	2013-14	273

FIELD GOALS ATTEMPTED

RK	NAME	YEARS	FGA
1.	Greg Sutton*	1989-90	976
2.	Richard Fuqua	1971-72	941
3.	Greg Sutton*	1990-91	858
4.	Anthony Roberts	1976-77	739
5.	Sam McCants	1973-74	725
6.	Richard Fuqua	1972-73	713
7.	Richard Fuqua	1970-71	701
8.	Clarence Thompson*	1989-90	602
9.	Anthony Roberts	1975-76	573
10.	Anthony Roberts	1974-75	566

FIELD GOAL PERCENTAGE (MIN. 150 ATT.)

RK	NAME	YEARS	ATT.	PCT.
1.	Rufus Freeman*	1989-90	133-194	.686
2.	Brian Miles	1985-86	103-157	.656
3.	Shawn King	2006-07	105-163	.644
4.	Marcus Lewis	2007-09	165-278	.594
5.	Caleb Green	2003-04	177-300	.590
6.	Mark Acres	1981-82	109-186	.586
7.	Michael Craion	2011-12	144-247	.583
	Kevin Obanor	2018-19	133-228	.583
9.	Mark Acres	1984-85	221-380	.582
	Leon Irving	1998-99	114-196	.582

3-PT FIELD GOALS MADE

RK	NAME	YEAR	3PTM
1.	Greg Sutton*	1990-91	185
2.	Greg Sutton*	1989-90	170
3.	Clarence Thompson*	1989-90	137
4.	Max Abmas	2021-22	114
5.	Ken Tutt	2003-04	101
6.	Max Abmas	2020-21	100
7.	Warren Niles	2012-13	96
8.	Tim Gill	1997-98	95
9.	Max Abmas	2019-20	87
	Tim Gill	1995-96	87

3-PT FG ATTEMPTS

RK	NAME	YEAR	3PTA
1.	Greg Sutton*	1990-91	463
2.	Greg Sutton*	1989-90	443
3.	Clarence Thompson*	1989-90	367
4.	Max Abmas	2021-22	293
5.	Greg Sutton	1988-89	251
	Robert Jarvis	2008-09	251
7.	Warren Niles	2012-13	243
8.	Max Abmas	2019-20	238
9.	Max Abmas	2020-21	233
	Ken Tutt	2003-04	225
10.	Nathan Binam	1999-00	223

3-PT FG PERCENTAGE (MIN. 50 ATT.)

RK	NAME	YEAR	3M-3A	3PCT
1.	Tim Gill	1997-98	95-196	.485
2.	Shawn Glover	2013-14	25-52	.481
3.	Luke Spencer-Gardner	2004-05	39-84	.464
4.	Chris Riouse	2005-06	57-123	.463
	Kevin Obanor	2020-21	56-121	.463
6.	Aaron Young	2015-16	32-70	.457
7.	Tim Gill	1995-96	87-193	.451
8.	Ken Tutt	2003-04	101-225	.449
9.	Aaron Young	2014-15	29-65	.446
10.	Josh Atkinson	2002-03	68-153	.444

FREE THROWS MADE

RK	NAME	YEARS	FT
1.	Caleb Green	2006-07	278
2.	Greg Sutton*	1989-90	252
3.	Caleb Green	2005-06	235
4.	Greg Sutton*	1990-91	229
5.	Caleb Green	2004-05	213
6.	Obi Emegano	2014-15	205
7.	Obi Emegano	2015-16	198
8.	Dominique Morrison	2011-12	189
9.	Richard Fuqua	1971-72	160
10.	Damen Bell-Holter	2012-13	159

FREE THROWS ATTEMPTED

RK	NAME	YEARS	FTA
1.	Caleb Green	2006-07	366
2.	Greg Sutton*	1989-90	328
3.	Caleb Green	2005-06	308
4.	Caleb Green	2004-05	283
5.	Greg Sutton*	1990-91	280
6.	Obi Emegano	2014-15	260
7.	Obi Emegano	2015-16	232
8.	Dominique Morrison	2011-12	229
9.	Damen Bell-Holter	2012-13	211
10.	Richard Fuqua	1971-72	210

FREE THROW PERCENTAGE (MIN. 75 ATT.)

RK	NAME	YEARS	ATT.	PCT.
1.	Bobby Hodge**	1967-68	93-102	.912
2.	Steve Bontrager	1980-81	73-81	.901
3.	Max Abmas	2020-21	138-155	.890
4.	Kevin Obanor	2020-21	112-128	.875
5.	Sam Potter	1983-84	82-94	.872
6.	Ken Tutt	2004-05	87-100	.870
7.	Tim Gill	1996-97	85-99	.859
8.	Bill Hull**	1968-69	78-91	.857
9.	Tim Gill	1995-96	64-75	.853
	Obi Emegano	2015-16	198-232	.853

BLOCKED SHOTS

RK	NAME	YEARS	BLK
1.	Kendrick Moore	2001-02	103
2.	Kendrick Moore	2002-03	94
3.	Alvin Scott	1976-77	81
4.	Shawn King	2006-07	81
5.	Shawn King	2007-08	68
6.	Rocky Walls	1997-98	58
7.	Mark Acres	1982-83	54
	Marvin Washington	1987-88	54
9.	Shawn Glover	2013-14	53
10.	Ray Thompson	1991-92	50
	Damen Bell-Holter	2010-11	50

STEALS

RK	NAME	YEARS	STL
1.	Haywoode Workman	1987-88	103
2.	Haywoode Workman	1988-89	93
3.	Greg Sutton*	1989-90	88
4.	Greg Sutton*	1990-91	81
5.	Earl McClellan	1996-97	77
6.	Akin Akin-Otiko	1986-87	72
7.	Sebastian Neal	1991-92	68
8.	Gary "Cat" Johnson	1981-82	63
9.	Earl McClellan	1995-96	62
10.	Larry Owens	2004-05	58

* Part of career spent at NAIA level

** Part of career prior to ORU's move to NCAA Major College Division



ORU CAREER TOP 10

POINTS

RK	NAME	YEARS	POINTS
1.	Greg Sutton	1988-91**	3,070
2.	Richard Fuqua	1969-73*	3,004
3.	Caleb Green	2003-07	2,503
4.	Anthony Roberts	1973-77	2,341
5.	Dominique Morrison	2008-12	2,080
6.	Mark Acres	1981-85	2,038
7.	Ken Tutt	2003-07	2,019
8.	Warren Niles	2009-13	1,984
9.	Tim Gill	1994-98	1,959
10.	Max Abmas	2019-Pres.	1,851

REBOUNDS

RK	NAME	YEARS	REB.
1.	Eddie Woods**	1970-74	1,365
2.	Caleb Green	2003-07	1,189
3.	Mark Acres	1981-85	1,051
4.	Rocky Walls	1994-98	946
5.	Emmanuel Nzekwesi	2016-pres.	889
6.	Damen Bell-Holter	2009-13	878
7.	Antonio Martin	1977-80	857
8.	Anthony Roberts	1973-77	800
9.	Jeff Acres	1980-85	797
10.	Carl Hardaway**	1966-70	750

ASSISTS

RK	NAME	YEARS	ASST.
1.	Luke Spencer-Gardner	2000-05	534
2.	Jonathan Bluiitt	2002-06	509
3.	Arnold Dugger	1974-77	501
4.	Greg Sutton*	1988-91	490
5.	Gary Johnson	1978-82	481
6.	Earl McClellan	1993-97	413
7.	Willie Irons	1984-88	393
8.	Eric Perry	1996-00	383
9.	Tim Gill	1994-98	377
10.	Haywoode Workman	1986-89	376

FIELD GOALS MADE

RK	NAME	YEARS	FG
1.	Richard Fuqua**	1969-73	1,273
2.	Greg Sutton*	1988-91	1,024
3.	Anthony Roberts	1973-77	1,006
4.	Caleb Green	2003-07	821
5.	Mark Acres	1981-85	799
6.	Dominique Morrison	2008-12	687
7.	Ken Tutt	2003-07	684
8.	Warren Niles	2009-13	674
9.	Tim Gill	1994-98	664
10.	Carl Hardaway**	1966-70	608
	Max Abmas	2019-Pres.	608

FIELD GOALS ATTEMPTED

RK	NAME	YEARS	FGA
1.	Richard Fuqua**	1969-73	2,838
2.	Greg Sutton*	1988-91	2,398
3.	Anthony Roberts	1973-77	2,007
4.	Ken Tutt	2003-07	1,619
5.	Warren Niles	2009-13	1,594
6.	Caleb Green	2003-07	1,524
7.	Dominique Morrison	2008-12	1,475
8.	Mark Acres	1981-85	1,416
9.	Max Abmas	2019-Pres.	1,401
10.	Tim Gill	1994-98	1,391

FIELD GOAL PERCENTAGE (MIN. 2 SEASONS & 200 FGM)

RK	NAME	YEARS	FGM-FGA	PCT.
1.	Shawn King	2006-08	232-389	.596
2.	Brandon Conley	2012-16	249-432	.576
3.	Brian Miles	1983-87	274-480	.571
4.	Marcus Lewis	2007-09	277-489	.566
5.	Mark Acres	1981-85	799-1416	.564
6.	Steven Roundtree	2010-13	370-684	.541
7.	Caleb Green	2003-07	821-1524	.539
	Michael Craion	2009-12	311-577	.539
9.	Reggie Clement	1980-83	265-495	.535
10.	David Vaughn	1972-73	232-438	.530
	Kevin Ford	2008-10	233-440	.530

3-PT FIELD GOALS MADE

RK	NAME	YEARS	3PTM
1.	Greg Sutton*	1988-91	438
2.	Tim Gill	1994-98	333
3.	Ken Tutt	2003-07	319
4.	Max Abmas	2019-pres.	307
5.	Warren Niles	2009-13	292
6.	Eric Perry	1996-00	214
7.	Clarence Thompson*	1988-90	205
8.	Josh Atkinson	1999-04	203
9.	Moses Ehambe	2004-08	183
10.	Luke Spencer-Gardner	2000-05	171

3-PT FIELD GOALS ATTEMPTED

RK	NAME	YEARS	3PTA
1.	Greg Sutton*	1988-91	1,157
2.	Max Abmas	2019-pres.	781
3.	Warren Niles	2009-13	780
4.	Ken Tutt	2003-07	775
5.	Tim Gill	1994-98	757
6.	Eric Perry	1996-00	565
7.	Clarence Thompson*	1988-90	553
8.	Josh Atkinson	1999-04	539
9.	Sam Kearns	2017-20	460
10.	Robert Jarvis	2007-09	459

3-PT FIELD GOAL PERCENTAGE (MIN. 100 ATT.)

RK	NAME	YEAR	3M-ATT.	PCT.
1.	Chris Riouse	2004-06	76-161	.472
2.	Tim Gill	1994-98	333-757	.440
3.	Kevin Obano	2018-21	122-287	.425
4.	Aaron Young	2014-17	90-217	.415
	Luke Spencer-Gardner	2001-05	171-412	.415
6.	Ken Tutt	2003-07	319-775	.412
7.	Moses Ehambe	2004-08	183-447	.409
8.	Phillip Owens	1997-99	56-139	.403
9.	James Kruse	1994-97	49-122	.402
10.	Mikey Manghum	2009-13	44-111	.396
--	Max Abmas	2019-pres.	307-781	.393

FREE THROWS MADE

RK	NAME	YEARS	FT
1.	Caleb Green	2003-07	852
2.	Greg Sutton*	1988-91	584
3.	Dominique Morrison	2008-12	543
4.	Richard Fuqua**	1969-73	458
5.	Obi Emegano	2013-16	433
6.	Damen Bell-Holter	2009-13	371
7.	Mark Acres	1981-85	440
8.	Haywoode Workman	1986-89	339
9.	Ken Tutt	2003-07	332
10.	Anthony Roberts	1973-77	329

FREE THROWS ATTEMPTED

RK	NAME	YEARS	FTA
1.	Caleb Green	2003-07	1134
2.	Greg Sutton*	1988-91	765
3.	Dominique Morrison	2008-12	668
4.	Richard Fuqua**	1969-73	658
5.	Mark Acres	1981-85	632
6.	Obi Emegano	2013-16	530
7.	Rocky Walls	1994-98	527
8.	Damen Bell-Holter	2009-13	510
9.	Derrick Taylor	1996-00	489
10.	Anthony Roberts	1973-77	434

FREE THROW PERCENTAGE (MIN. 75 ATT.)

RK	NAME	YEARS	ATT.	PCT.
1.	Steve Bontrager	1979-81	103-117	.880
2.	Bill Hull**	1967-69	104-121	.860
3.	Bobby Hodge**	1966-68	169-198	.854
4.	Sam Potter	1983-85	131-156	.840
5.	Kevin Obano	2018-21	314-376	.835
6.	D.J. Jackson	2012-14	96-116	.828
7.	Tim Gill	1994-98	302-365	.827
8.	Jalen Bradley	2015-17	109-133	.820
9.	Kenny Bohanon	1992-94	116-142	.817
	Obi Emegano	2013-16	433-530	.817
--	Max Abmas	2019-pres.	308-359	.858

BLOCKED SHOTS

RK	NAME	YEARS	BLK
1.	Kendrick Moore	2001-03	197
2.	Mark Acres	1981-85	164
3.	Albert Owens	2014-18	159
4.	Shawn King	2006-08	149
5.	Damen Bell-Holter	2009-13	139
6.	Alvin Scott	1973-77	131
7.	Rocky Walls	1994-98	127
8.	Antonio Martin	1977-80	106
9.	Shawn Glover	2012-14	97
10.	Brandon Conley	2012-16	94

STEALS

RK	NAME	YEARS	STL
1.	Haywoode Workman	1986-89	250
2.	Earl McClellan	1993-97	215
3.	Greg Sutton*	1988-91	213
4.	Tim Gill	1994-98	172
5.	Rocky Walls	1994-98	166
6.	Caleb Green	2003-07	164
7.	Gary "Cat" Johnson	1978-82	163
8.	Willie Irons	1984-88	157
9.	Mark Acres	1981-85	150
	Akin Akin-Otiko	1983-87	150
10.	Eric Perry	1996-00	145

* Part of career spent at NAIA level

** Part of career prior to ORU's move to NCAA Major College Division



SEASON HIGHS

CAREER HIGHS

2	Points: 13, at Saint Mary's (11/7/22) Field Goals: 4 (2x), vs. John Brown (11/11/22) 3-pt Made: 3 (2x), vs. John Brown (11/11/22) FT Made: 2, at Saint Mary's (11/7/22) Rebounds: 5 (2x), vs. John Brown (11/11/22) Assists: 3, vs. John Brown (11/11/22) Steals: 1, vs. John Brown (11/11/22)	Points: 22, vs. South Dakota State (3/8/21) Field Goals: 8 (2x), at South Dakota State (12/22/21) 3-pt Made: 4 (2x), vs. South Dakota State (3/8/21) FT Made: 7, at Denver (1/16/21) Rebounds: 12, at Missouri State (12/11/21) Assists: 6, at Kansas City (1/15/22) Steals: 4, vs. South Dakota State (2/13/21)
3	Points: 18, vs. John Brown (11/11/22) Field Goals: 6, vs. John Brown (11/11/22) 3-pt Made: 4, vs. John Brown (11/11/22) FT Made: 4, at Saint Mary's (11/7/22) Rebounds: 9, vs. John Brown (11/11/22) Assists: 4 (2x), vs. John Brown (11/11/22) Steals: -	Points: 42, vs. South Dakota State (2/13/21) Field Goals: 14, vs. South Dakota State (2/13/21) 3-pt Made: 7 (4x), vs. Tulsa (11/29/21) FT Made: 13 (2x), vs. Tulsa (11/29/21) Rebounds: 9, vs. John Brown (11/11/22) Assists: 11, at Western Illinois (1/8/22) Steals: 5, vs. Omaha (1/1/22)
10	Points: 19, vs. John Brown (11/11/22) Field Goals: 8, vs. John Brown (11/11/22) 3-pt Made: 3 (2x), vs. John Brown (11/11/22) FT Made: - Rebounds: 3, vs. John Brown (11/11/22) Assists: 3 (2x), vs. John Brown (11/11/22) Steals: 1, at Saint Mary's (11/7/22)	Points: 25, at Central Arkansas (11/20/21) Field Goals: 8 (2x), vs. John Brown (11/11/22) 3-pt Made: 4 (2x), at Omaha (1/27/22) FT Made: 10, at Central Arkansas (11/20/21) Rebounds: 5, vs. Western Illinois (2/3/22) Assists: 5, South Dakota (2/26/22) Steals: 3, vs. Omaha (1/1/22)
11	Points: 13, vs. John Brown (11/11/22) Field Goals: 5, vs. John Brown (11/11/22) 3-pt Made: 1, vs. John Brown (11/11/22) FT Made: 2 (2x), vs. John Brown (11/11/22) Rebounds: 3 (2x), vs. John Brown (11/11/22) Assists: 5, vs. John Brown (11/11/22) Steals: 1 (2x), vs. John Brown (11/11/22)	Points: 25, vs. South Dakota State (2/24/22) Field Goals: 10, vs. South Dakota State (2/24/22) 3-pt Made: 3 (2x), vs. South Dakota State (2/24/22) FT Made: 6, vs. South Dakota State (3/8/21) Rebounds: 11, vs. Haskell (1/18/21) Assists: 6 (2x), vs. Ohio State (3/19/21) Steals: 5, vs. Ohio State (3/19/21)
13	Points: - Field Goals: - 3-pt Made: - FT Made: - Rebounds: - Assists: - Steals: -	Points: 11 (2x), vs. Haskell (1/18/21) Field Goals: 5 (2x), vs. Haskell (1/18/21) 3-pt Made: - FT Made: 2 (2x), vs. Omaha (1/1/22) Rebounds: 9, vs. Western Illinois (2/28/21) Assists: 1, at Missouri (1/25/20) Steals: 1 (3x), vs. Southwestern Christian (11/12/21)
14	Points: 8, vs. John Brown (11/11/22) Field Goals: 2, vs. John Brown (11/11/22) 3-pt Made: 1, vs. John Brown (11/11/22) FT Made: 3, vs. John Brown (11/11/22) Rebounds: 6, vs. John Brown (11/11/22) Assists: 2, vs. John Brown (11/11/22) Steals: 3, vs. John Brown (11/11/22)	Points: 24, vs. South Dakota (1/17/19) Field Goals: 8 (3x), vs. Oklahoma State (11/26/21) 3-pt Made: 7, at Omaha (12/30/18) FT Made: 7, vs. Ecclesia (11/19/18) Rebounds: 10, at Omaha (1/27/22) Assists: 3 (2x), at Denver (1/20/19) Steals: 3, vs. John Brown (11/11/22)
20	Points: 2 (2x), vs. John Brown (11/11/22) Field Goals: - 3-pt Made: - FT Made: 2 (2x), vs. John Brown (11/11/22) Rebounds: 4, vs. John Brown (11/11/22) Assists: 4, vs. John Brown (11/11/22) Steals: 2, vs. John Brown (11/11/22)	Points: 22, vs. Haskell (11/18/21) Field Goals: 7, vs. Haskell (11/18/21) 3-pt Made: 5, vs. Haskell (11/18/21) FT Made: 4 (2x), at St. Thomas (1/6/22) Rebounds: 6, Kansas City (2/12/22) Assists: 5, vs. UT Arlington (12/16/21) Steals: 2 (2x), vs. John Brown (11/11/22)
23	Points: - Field Goals: - 3-pt Made: - FT Made: - Rebounds: - Assists: - Steals: -	Points: 13, vs. Southwestern Christian (11/12/21) Field Goals: 4, vs. Haskell (11/18/21) 3-pt Made: 3, vs. Southwestern Christian (11/12/21) FT Made: 4 (3x), vs. Rogers State (11/23/21) Rebounds: 10, vs. Haskell (11/18/21) Assists: 1 (2x), at South Dakota (12/20/21) Steals: 2 (2x), vs. Haskell (11/18/21)
25	Points: - Field Goals: - 3-pt Made: - FT Made: - Rebounds: - Assists: - Steals: -	Points: 3, vs. Southwestern Christian (11/12/21) Field Goals: 1 (2x), vs. Rogers State (11/23/21) 3-pt Made: 1, vs. Southwestern Christian (11/12/21) FT Made: - Rebounds: 2, vs. Haskell (11/18/21) Assists: 2, vs. Southwestern Christian (11/12/21) Steals: 2, vs. Haskell (11/18/21)
0	Points: 2, vs. John Brown (11/11/22) Field Goals: 1, vs. John Brown (11/11/22) 3-pt Made: - FT Made: - Rebounds: 2, vs. John Brown (11/11/22) Assists: - Steals: -	Points: 8, at Saint Mary's (11/7/22) Field Goals: 3, at Saint Mary's (11/7/22) 3-pt Made: 1, at Saint Mary's (11/7/22) FT Made: 1, at Saint Mary's (11/7/22) Rebounds: 3, at Saint Mary's (11/7/22) Assists: - Steals: -
4	Points: 3, vs. John Brown (11/11/22) Field Goals: 1, vs. John Brown (11/11/22) 3-pt Made: 1, vs. John Brown (11/11/22) FT Made: - Rebounds: - Assists: - Steals: -	Points: 19, vs. John Brown (11/11/22) Field Goals: 8, vs. John Brown (11/11/22) 3-pt Made: 3, at Saint Mary's (11/7/22) FT Made: 1, vs. John Brown (11/11/22) Rebounds: 8, vs. John Brown (11/11/22) Assists: - Blocks: 8, vs. John Brown (11/11/22)
5	Points: - Field Goals: - 3-pt Made: - FT Made: - Rebounds: 1, vs. John Brown (11/11/22) Assists: - Steals: -	





0 DEMARI WILLIAMS
So. | G | 6-6
HOUSTON, TEXAS



2 KAREEM THOMPSON
Sr. | G | 6-5
FLORENCE, ALA.



3 MAX ABMAS
Sr. | G | 6-0
ROCKWALL, TEXAS



4 JAKE SHANNON
Jr. | G | 6-4
ADA, OKLAHOMA



5 CAM AMBOREE
Fr. | G | 6-2
PEARLAND, TEXAS



10 ISSAC MCBRIDE
Jr. | G | 6-2
LITTLE ROCK, ARK.



11 CARLOS JURGENS
RSr. | G | 6-5
TARTU, ESTONIA



13 NATE CLOVER III
Jr. | C | 6-8
PORT ARTHUR, TEXAS



14 DESHANG WEAVER
RSr. | F | 6-7
HOUSTON, TEXAS



20 TREY PHIPPS
Jr. | G | 6-2
TULSA, OKLA.



23 SIR ISSAC HERRON
So. | F | 6-9
HOUSTON, TEXAS



25 ELIJAH LAWRENCE
Fr. | G | 5-11
BELLAIRE, TEXAS



32 PATRICK MWAMBA
Jr. | F | 6-7
KINSHASA, CONGO



35 CONNOR VANOVER
Sr. | F | 7-5
LITTLE ROCK, ARK.



HC PAUL MILLS
HEAD COACH
6TH SEASON



AC RUSSELL SPRINGMANN
ASSISTANT COACH
5TH SEASON




AC SAM PATTERSON
ASSISTANT COACH
6TH SEASON




AC KENTON PAULINO
ASSISTANT COACH
2ND SEASON



DO STEVE UPSHAW
DIR. OF OPERATIONS
21ST SEASON



VC IAIN LAYMON
VIDEO COORDINATOR
6TH SEASON



PP MIKE HERRINGTON
PLAYER PERSONNEL
3RD SEASON

