

Oral Roberts

BASKETBALL

Location Tulsa, Okla.
 Nickname Golden Eagles
 Colors Navy Blue and Vegas Gold

Enrollment 4,753 (Fall 2021)
 President Dr. William Wilson
 Athletic Director Tim Johnson

Asst. AD of Communications Jarrett Hardwick
 Hardwick's Email jhardwick@oru.edu
 Twitter @JarrettH70

2021-22 SCHEDULE/RESULTS

DATE	OPPONENT	TIME (CT)
Nov. 9	at Colorado State	L, 80-109
Nov. 12	Southwestern Christian	W, 121-50
Nov. 18	Haskell	W, 89-46
Nov. 20	at Central Arkansas	L, 67-70
Nov. 23	Rogers State	W, 91-31
Nov. 26	Oklahoma State	L, 77-78 (OT)
Nov. 29	Tulsa	W, 87-80
Dec. 2	at TCU	L, 63-71
Dec. 4	at Houston Baptist	W, 85-67
Dec. 11	at Missouri State	L, 69-60
Dec. 16	UT Arlington	W, 71-62
Dec. 20	at South Dakota *	W, 82-73
Dec. 22	at South Dakota State *	L, 82-76
Dec. 30	Denver *	W, 83-66
Jan. 1	Omaha *	W, 107-62
Jan. 6	at St. Thomas *	W, 81-66
Jan. 8	at Western Illinois *	W, 87-86
Jan. 15	at Kansas City *	W, 84-72
Jan. 20	North Dakota *	7 p.m.
Jan. 22	North Dakota State *	7 p.m.
Jan. 27	at Omaha *	7 p.m.
Jan. 29	at Denver *	3 p.m.
Feb. 3	Western Illinois *	7 p.m.
Feb. 5	St. Thomas *	7 p.m.
Feb. 12	Kansas City *	7 p.m.
Feb. 17	at North Dakota State *	7 p.m.
Feb. 19	at North Dakota *	1 p.m.
Feb. 24	South Dakota State *	7 p.m.
Feb. 26	South Dakota *	7 p.m.
Mar. 5-8	Summit League Championships	TBA

* - Summit League Game

Home Games in Bold

Times listed are Central and subject to change



ORAL ROBERTS GOLDEN EAGLES

Record	12-6 (6-1 Summit League)	Head Coach	Paul Mills
Streak	W5	Record at ORU	69-73 (5th Season)
Ranking (AP/Coaches)	-- / --	Career Record	Same
Ranking (Mid-Major)	RV	Department Twitter	@ORUathletics
NCAA NET Ranking	108	MBB Twitter	@ORUMBB

GAME 19 | JAN. 20, 2022 | 7 P.M. | TULSA, OKLA. | MABEE CENTER



NORTH DAKOTA FIGHTING HAWKS

Record	4-14 (0-5 Summit League)	Head Coach	Paul Sather
Streak	L6	Record at UND	28-49 (3rd Season)
Ranking (AP/Coaches)	-- / --	Career Record	310-200 (24th season)
Ranking (Mid-Major)	--	Department Twitter	@UNDSports
NCAA Net Ranking	349	MBB Twitter	@UNDMBasketball

QUICK HITS

- Max Abmas had his fifth consecutive 20-plus point outing with 26 at Kansas City. It was his 11th 20 point game this season. He led the team playing all 40 minutes and going 6-for-12 from the three-point line. The junior went 8-for-8 from the charity stripe.
- Abmas (23.1ppg), Issac McBride (10.2 ppg) and Trey Phipps (10.0) average double figures to lead the Golden Eagles offense, which ranks 8th in the NCAA at 82.8 points per game.
- Behind two 38-point outings this season, Abmas now ranks 3rd in the nation in points per game and is 2nd in the country making 4.24 3-pointers a game. The junior recently moved past Eric Perry (1996-2000) for fifth in program history in career triples and has 259 in his tenure. He is currently 10th all-time in scoring with 1,527 career points.
- ORU is hitting 12.7 triples per game, to lead the nation, thanks to a school-record 21 against Southwestern Christian and 19 versus Tulsa. The team has made double-digit 3-pointers in 15 of 18 outings this season.
- The Golden Eagles currently rank 15th in the NCAA pulling down 41.0 rebounds a contest and 7th in the nation in defensive rebounds per game (29.8).

SCOUTING THE OPPONENT

- This will be the 8th all-time meeting between ORU and North Dakota. The Golden Eagles lead the series, 4-3, and are 3-1 at home. ORU has won the past two game against the Fighting Hawks. In their last meeting, ORU defeated UND, 76-65, in the quarterfinal round of the Summit League Championship on March 7, 2021.
- The Fighting Hawks are currently on a six game losing streak, with their most recent game against St. Thomas being postponed. Thursday's game will be the first for UND since January 13. In their last outing, UND fell to Western Illinois, 73-68.
- North Dakota has two players averaging double-digits, Paul Bruns (13.7) and Tulsa native Caleb Nero (12.1). The Fighting Hawks are 30th in the nation in three-point field goal attempts and 53rd in total three-point field goals made.

	2021-22	
> 82.8	PPG	70.2
> 68.9	Opp. PPG	78.9
> .455	FG %	.407
> .413	FG % Def.	.488
> .395	3FG %	.329
> .736	FT%	.720
> 41.0	RPG	36.1
> +5.7	+/- Reb.	+0.1
> 12.8	APG	12.4
11.6	TPG	12.6 <
> 6.7	SPG	4.5
> 4.5	BPG	1.8

#ORUMBB PROBABLE STARTING LINEUP



2 KAREEM THOMPSON
G JR. | 6-5 | 200

PPG	RPG	SPG	FG%	MPG
7.6	6.2	0.9	47.8	25.2



3 MAX ABMAS
G JR. | 6-0 | 175

PPG	RPG	APG	FG%	MPG
23.1	3.5	4.0	43.8	35.2



11 CARLOS JÜRGENS
G RJR. | 6-4 | 200

PPG	RPG	APG	FG%	MPG
6.0	3.9	1.8	35.8	24.1



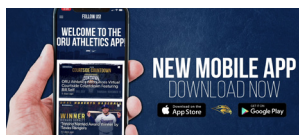
14 DESHANG WEAVER
F RJR. | 6-7 | 205

PPG	RPG	3FG%	FG%	MPG
9.8	3.9	41.7	49.3	21.2



22 FRANCIS LĀCIS
F SR. | 6-7 | 220

PPG	RPG	BPG	FG%	MPG
6.4	6.6	1.0	40.8	25.4



BROADCAST INFO:

•ONLINE VIDEO
 ORU Sports Network (ORUSN)
www.ORUathletics.com/watch
 or via ORU Athletics App

ORUSN

•LOCAL RADIO
 99.9 FM ESPN Radio

FOLLOW ORU!!

@ORUMBB

@ORUMBB

/ORUATHLETICS

#ORUMBB #GOLDENSTANDARD

MEDIA INFORMATION

There are a number of ways to keep up with the Oral Roberts men's basketball team this season. All home games will be broadcast for FREE at ORUAthletics.com/watch on the revamped ORU Sports Network and also can be viewed live on the ORU Athletics App or via the ORUSN Roku app. Free audio of road games also will be available on www.ORUAthletics.com. Finally, updates can be found on Twitter by following @ORUAthletics and @ORUMBB or the hashtag #ORUMBB.

INTERVIEW PROCEDURES

During the week: Head Coach Paul Mills and players will be available for interviews up to 30 minutes prior to practice each day with advance notice. Contact the ORU Athletic Communications Department to arrange interviews and verify practice times.

After the game: If requested, players and coaches will be available in the media room after a 10-minute, cool-down period. For specific requests, please contact the ORU Athletic Communications staff. At home games, members of the opposing team will NOT be taken to the media room unless otherwise specified.

QUICK FACTS (PRIOR TO THE 2021-22 SEASON)

FIRST YEAR OF BASKETBALL: 1965-66

OVERALL ALL-TIME RECORD: 964-708 (.577) (56 years)

NCAA TOURNAMENT APPEARANCES (REC): 6 (4-6)

LAST NCAA TOURNAMENT:

2021 Sweet 16 (W, 75-72 vs. #2 Ohio State)

(W, 81-78 vs. #7 Florida)

(L, 70-72 vs. #3 Arkansas)

2020-21 RECORD: 18-11 (8-3 H; 5-7 A; 5-1 N)

2020-21 SUMMIT LEAGUE RECORD/FINISH: 10-5/4th

FINAL RANKING LAST YEAR: #11, Mid-Major Poll

STARTERS RETURNING/LOST: 3/2

LETTERMEN RETURNING/LOST: 10/5

NEWCOMERS: 5

ORU ATHLETIC COMMUNICATIONS

ASSISTANT A.D.-COMMUNICATIONS/MBB: Jarrett Hardwick

HARDWICK'S PHONE: 918-495-7094

EMAIL: jhardwick@oru.edu

DIR.-ATHLETIC COMMUNICATIONS: TBA

PHONE: TBA

EMAIL: TBA

DIR.-CREATIVE CONTENT: Duncan White

HARDWICK'S PHONE: 918-495-7181

EMAIL: duwhite@oru.edu

ASST. DIR.-ATHLETIC COMMUNICATIONS: Jon Opiela

POUNDS' PHONE: 918-495-6616

EMAIL: jopiela@oru.edu

ASST. DIR.-ATHLETIC COMMUNICATIONS: Josh Salim

POUNDS' PHONE: 918-495-6616

EMAIL: jsalim@oru.edu

VOICE OF THE GOLDEN EAGLES: Adam Hildebrandt

WEBSITE: ORUAthletics.com

MAILING ADDRESS: 7777 S. Lewis Ave.

Tulsa, OK 74171

STATISTICAL TRENDS, WINS AND LOSSES**WINS (12 GMS)**

89.0
63.4
.484
.382
.433
.757
+11.1
13.7
11.8
7.6
4.5

Scoring Average
Opp. Scoring Average
FG Percent
FG Percent Defense
3FG Percent
FT Percent
Rebounding Margin
Assists/Game
Turnovers/Game
Steals/Game
Blocks/Game

LOSSES (6 GMS)

70.5
79.8
.400
.469
.323
.655
-5.2
11.2
11.3
5.0
4.5

SUMMIT LEAGUE STANDINGS

TEAM	CURRENT NET RANK	2021-22 CONFERENCE	2021-22 OVERALL
South Dakota State	94	6-0	15-4
Oral Roberts	108	6-1	12-6
Western Illinois	164	3-3	12-6
St. Thomas	216	2-2	8-8
North Dakota St.	225	3-2	11-6
South Dakota	254	3-3	10-7
Kansas City	256	2-3	8-8
Denver	290	3-5	7-14
Omaha	344	2-6	3-16
North Dakota	349	0-5	4-14

2021-22 SUMMIT LEAGUE PRESEASON AWARDS**ALL-SUMMIT LEAGUE FIRST TEAM**

Max Abmas, Oral Roberts

Josiah Allick, Kansas City

Sam Griesel, North Dakota State

Rocky Kreuser, North Dakota State

Baylor Scheierman, South Dakota State

Douglas Wilson, South Dakota State

ALL-SUMMIT LEAGUE SECOND TEAM

Will Carius, Western Illinois

Tyree Eady, North Dakota State

Noah Freidel, South Dakota State

Xavier Fuller, South Dakota

Tasos Kamateros, South Dakota

Player of the Year

Max Abmas, Oral Roberts

ORUAthletics.com is the official online home of all 16 of ORU's NCAA Division I teams. Designed and launched by SIDEARM Sports in the summer of 2020, the responsive site was built to be user friendly and will adapt seamlessly for desktop, mobile and tablet viewers to ensure a smooth experience when following the best content of the Golden Eagles.

ORUAthletics.com is also the home of the ORU Sports Network, which features free, live video broadcasts of all home athletic events. In partnership with the ORU digital media department, all broadcasts are entirely student run, including handling all aspects of production from running cameras, replays, graphics and technical directing. The new ORUSN will include featured content such as student-athlete and coach

ORUATHLETICS.COM | OFFICIAL WEBSITE OF ORU ATHLETICS

spotlights, facility tours and a behind-the-scenes look into all aspects of ORU Athletics. ORU also offers a mobile app to make following the Golden Eagles even easier. The ORU Athletics app in partnership with SIDEARM Sports provides live stats, news alerts and live audio and video streams for all games through the ORU Sports Network. The app is available for free in the

Google Play Store and iTunes.

TheSummitLeague.org is another online resource to find information about the Golden Eagles as the site includes league statistics and standings, as well as a weekly release with all the news and information surrounding one of the top mid-major conferences in the nation.

OFFENSIVE BALANCE

GAME	LEADING SCORER	2ND SCORER
at Colorado State	Max Abmas-20	Carlos Jürgens-15
Southwestern Christian	Max Abmas-16	Carlos Jürgens-14
Haskell	Trey Phipps-22	DeShang Weaver-13
at Central Arkansas	Issac McBride-25	Thompson, Phipps-10
Rogers St.	Max Abmas-23	Issac McBride-17
Oklahoma State	Max Abmas-29	DeShang Weaver-20
Tulsa	Max Abmas-38	DeShang Weaver-13
at TCU	Max Abmas-20	Francis Lâcis-14
at Houston Baptist	Max Abmas-18	Trey Phipps-14
at Missouri State	Max Abmas-19	DeShang Weaver-15
UT Arlington	Francis Lacis-21	DeShang Weaver-18
at South Dakota	Max Abmas-32	Issac McBride-16
at South Dakota State	Abmas & Thompson-19	Trey Phipps-10
Denver	Max Abmas-24	McBride, Weaver-15
Omaha	Max Abmas-20	Francis Lacis-14
at St. Thomas	Max Abmas- 38	Issac McBride- 11
at Western Illinois	Max Abmas-32	Elijah Lufile-18
at Kansas City	Max Abmas-26	Kareem Thompson-15
North Dakota		
North Dakota St.		
at Omaha		
at Denver		
Western Illinois		
St. Thomas		
Kansas City		
at North Dakota St.		
at North Dakota		
South Dakota St.		
South Dakota		
TEAM SEASON HIGHS	#	DATE/OPPONENT
Points	121	vs Southwestern Christian (11/12/21)
Field Goals	42	vs Southwestern Christian (11/12/21)
3-pt Made	21	vs Southwestern Christian (11/12/21)
FT Made	18	vs Haskell & at St. Thomas (11/18/21 & 1/6/22)
Rebounds	62	vs Haskell (11/18/21)
Assists	21	vs Southwestern Christian (11/12/21)
Steals	20	vs Southwestern Christian (11/12/21)
Blocks	8	at UCA & vs. Denver (11/20 & 12/30/21)
Turnovers	17	vs Haskell (11/18/21)
TEAM SEASON LOWS	#	DATE/OPPONENT
Points	60	at Missouri State (12/11/21)
Field Goals	22	at Central Arkansas (11/20/21)
3-pt Made	6	at Central Arkansas (11/20/21)
FT Made	1	at TCU & at South Dakota State (12/2 & 12/22/21)
Rebounds	32	vs. Tulsa (11/29/21)
Assists	8	at South Dakota (12/20/21)
Steals	1	at St Thomas (1/6/22)
Blocks	1	at Houston Baptist (12/4/21)
Turnovers	5	at Colorado State (11/9/21)

SCORING MILESTONE WATCH

1. Greg Sutton (1988-91)	3,070	11. Haywoode Workman (1986-89)	1,506
2. Richard Fuqua (1969-73)	3,004	12. Emmanuel Nzekwesi (2015-20)	1,492
3. Caleb Green (2003-07)	2,503	13. Jeff Acres (1980-85)	1,476
4. Anthony Roberts (1973-77)	2,341	14. Carl Hardaway (1966-70)	1,408
5. Dominique Morrison (2008-12)	2,080	15. Damen Bell-Holter (2009-13)	1,389
6. Mark Acres (1981-85)	2,038	16. Obi Emegano (2013-16)	1,367
7. Ken Tutt (2003-07)	2,019	17. Eddie Woods (1970-74)	1,340
8. Warren Niles (2009-13)	1,984	18. Ray Thompson (1991-93)	1,326
9. Tim Gill (1994-98)	1,959	19. Albert Owens (2014-18)	1,318
10. Max Abmas (2019-pres.)	1,527	20. Kevin Obonor (2018-21)	1,306

COACHING STAFF**PAUL MILLS**

Texas A&M / 1996
69-73 / 5th Season

**> AT ORU**

In his first four seasons at ORU, the Golden Eagles earned 10 postseason honors from The Summit League; Player of the Year (Abmas), Newcomer of the Year (Ruder & Obonor), Sixth Man of the Year (Owens & Obonor), First Team All-Summit League (Abmas, Obonor & Nzekwesi), Second Team All-Summit League (Nzekwesi & Obonor), Honorable Mention All-Summit League (Nzekwesi) and All-Newcomer (Glasper, Abmas, Burns, Kearns & Obonor).

> VETERAN COACH

Although ORU is Mills' first NCAA head coaching job, Mills has been in the Division I ranks since 2002 when he joined Rice as the director of operations. Before coming to ORU, Mills served on the staff of Scott Drew at Baylor for 14 years.

> POSTSEASON EXPERIENCE

Mills and the Golden Eagles made their first NCAA Tournament appearance in 2021 reaching the Sweet 16. While at Baylor, Mills made nine postseason appearances, including seven NCAA Tournaments. Baylor made the Elite Eight twice and made two additional appearances in the Sweet 16. The Bears were the 2012-13 NIT champions.

SAM PATTERSON

Baylor/2008
Assistant Coach
5th Season

**RUSSELL SPRINGMANN**

Salisbury State/1990
Assistant Coach
4th Season

**KENTON PAULINO**


Texas/2008
Assistant Coach
1st Season

**STEVE UPSHAW**

Northeastern State/1992
Director of Operations
20th Season

**IAIN LAYMON**

Indiana/2017
Video Coordinator
5th Season



SITUATIONAL RECORDS**ORU'S RECORD WHEN...**

Leading at Halftime	12-0
Trailing at Halftime	0-6
Tied at Halftime	0-0
More Field Goals than opp.	9-2
Fewer Field Goals than opp.	2-4
Same amount FG's as opp.	1-0
More 3-pointers than opp.	11-4
Fewer 3-pointers than opp.	0-2
Same amount 3-pointer as opp.	1-0
More Free Throws Made than opp.	6-1
Fewer Free Throws Made than opp.	5-5
Same amount FT's as opp.	1-0
More Free Throw Attempts than opp.	6-2
Fewer Free Throw Attempts than opp.	3-4
More Rebounds than opp.	9-2
Fewer Rebounds than opp.	2-4
More Assists than opp.	9-2
Fewer Assists than opp.	2-4
Same Amount Assists as opp.	1-0
More Steals than opp.	6-2
Fewer Steals than opp.	4-4
Same Amount Steals as opp.	1-0
More Turnovers than opp.	6-4
Fewer Turnovers than opp.	6-1
More Blocked Shots than opp.	10-1
Fewer Blocked Shots than opp.	1-4
Same Amount Blocks as opp.	1-1
Home	6-1
Away	5-5
Neutral	0-0
Overtime	0-0
Leading with 3:00 to play	10-0
GAMES DECIDED BY ...	
1-5 Points	1-2
6-10 Points	4-3
11-19 Points	4-0
20+ Points	4-1

ORU BENCH PRODUCTION

GAME	ORU-OPP	DIFF	TOP BENCH
			SCORER
at Colorado St.	27-53	-26	12-McBride
Southwestern Christian	56-15	+41	13-Herron
Haskell	44-14	+30	22-Phipps
at Central Arkansas	37-15	+22	25-McBride
Rogers St.	52-10	+42	17-McBride
Oklahoma St.	8-47	-39	4-McBride
Tulsa	13-24	-11	7-Phipps
at TCU	11-21	-10	6-Phipps
at Houston Baptist	41-9	+32	14-Phipps
at Missouri St.	9-11	-9	5-Phipps
UT Arlington	17-24	+9	10-Phipps
at South Dakota	33-8	+9	16-McBride
at South Dakota St.	24-16	+8	10-Phipps
Denver	31-5	+26	15-McBride
Omaha	52-24	+28	20-Abmas
at St. Thomas	27-7	+20	11-McBride
at Western Illinois	27-4	+23	18-Lufile
at Kansas City	29-22	+7	14-Phipps
North Dakota			
North Dakota St.			
at Omaha			
at Denver			
Western Illinois			
St. Thomas			
Kansas City			
at North Dakota St.			
at North Dakota			
South Dakota St.			
South Dakota			

LEADS, DEFICITS AND MARGINS

GAME	LARGEST +	LARGEST -	FINAL	BIGGEST
			MARGIN	ORU RUN
at Colorado St.	4	34	-29	7
Southwestern Christian	74	0	+71	19
Haskell	45	0	+43	22
at Central Arkansas	7	22	-3	12
Rogers St.	60	0	+60	13
Oklahoma St.	9	5	-1	9
Tulsa	15	2	+7	8
at TCU	1	17	-8	7
at Houston Baptist	24	8	+18	10
at Missouri St.	6	11	-9	8
UT Arlington	13	0	+9	8
at South Dakota	13	3	+9	6
at South Dakota St.	3	13	-6	10
Denver	19	0	+17	12
Omaha	46	0	+45	13
at St. Thomas	18	0	+15	9
at Western Illinois	9	15	+1	8
at Kansas City	13	1	+12	10
North Dakota				
North Dakota St.				
at Omaha				
at Denver				
Western Illinois				
St. Thomas				
Kansas City				
at North Dakota St.				
at North Dakota				
South Dakota St.				
South Dakota				

SUMMIT LEAGUE PLAYERS OF THE WEEK

Week 1 (Nov. 15)
Baylor Scheierman, South Dakota State

Week 2 (Nov. 22)
Evan Gilyard II, Kansas City

Week 3 (Nov. 29)
Noah Freidel, South Dakota State

Week 4 (Dec. 6)
Colton Sandage, Western Illinois

Week 5 (Dec. 13)
Baylor Scheierman, South Dakota State

Week 6 (Dec. 20)
Francis Latis, Oral Roberts

Week 7 (Dec. 27)
Trenton Massner, Western Illinois

Week 8 (Jan. 3)
Max Abmas, Oral Roberts

Week 9 (Jan. 10)
Max Abmas, Oral Roberts

Week 10 (Jan. 17)
Trenton Massner, Western Illinois

Week 11 (Jan. 24)

Week 12 (Jan. 31)

Week 13 (Feb. 7)

Week 14 (Feb. 14)

Week 15 (Feb. 21)

Week 16 (Feb. 28)



COLLEGEINSIDER.COM MID-MAJOR POLL (JANUARY 3, 2022)

	TEAM (1ST PLACE VOTES)	RECORD	PTS	PREV.	CONFERENCE
1	Gonzaga (31)	14-2	775	1	West Coast
2	Loyola Chicago	13-2	740	2	Missouri Valley
3	BYU	15-4	703	3	West Coast
4	Iona	14-3	629	5	Metro Atlantic
5	Murray State	14-2	621	9	Ohio Valley
6	Ohio	13-2	583	7	Mid-American
7	San Francisco	15-3	574	4	West Coast
8	Saint Mary's	13-4	543	8	West Coast
9	New Mexico State	15-2	520	10	Western Athletic
10	South Dakota State	15-4	472	12	Summit
11	Belmont	13-4	442	6	Ohio Valley
12	Oakland	13-4	434	15	Horizon
13	Chattanooga	14-4	404	11	Southern
14	Grand Canyon	14-2	386	14	Western Athletic
15	Toledo	13-4	348	17	Mid-American
16	Drake	12-5	303	16	Missouri Valley
17	James Madison	11-3	209	19	Colonial
18	Vermont	11-4	206	NR	America East
19	Missouri State	13-6	161	NR	Missouri Valley
20	Wagner	9-2	147	25	Northeast
21	Monmouth	10-5	109	13	Metro Atlantic
22	Cleveland State	11-4	106	21	Horizon
23	Santa Clara	10-5	105	18	West Coast
24	Princeton	13-3	74	NR	Ivy League
25	Liberty	12-6	68	NR	ASUN

OTHERS RECEIVING VOTES

Furman 58, Southern Utah 46, Towson 36, Jacksonville 30, Texas A&M Corpus Christi 27, Buffalo 24, Navy 22, Weber State 21, Akron 20, Morehead State 17, Norfolk State 16, Utah Valley 16, Seattle 15, Montana State 12, Wofford 12, **Oral Roberts 11**, Northern Iowa 10, UNC Asheville 7, UC Irvine 4, Jacksonville State 3, Winthrop 3, Fullerton 2, Troy 2.



RECORD BY UNIFORM

JERSEY	HOME	AWAY	NEUTRAL	TOTAL
White	4-1	0-0	0-0	4-1
Blue	0-0	5-3	0-0	5-3
Gold	1-0	0-2	0-0	1-2
Baby Blue	2-0	0-0	0-0	2-0

ORU RECORD BY STARTING LINEUP

GUARD	GUARD	GUARD/FORWARD	GUARD/FORWARD	FORWARD/CENTER	RECORD
Abmas	Jürgens	Thompson	Weaver	Lâcis	10-6
Bergens*	Jürgens	Thompson	Weaver	Herron*	1-0
Abmas	McBride	Thompson	Weaver	Lâcis	1-0

GAME-BY-GAME STARTING LINEUP

*- First start of ORU career

OPPONENT	G	G	G/F	G/F	F/C
@Colorado State	Abmas	Jürgens	Thompson	Weaver	Lâcis
Southwestern Christian	Abmas	Jürgens	Thompson	Weaver	Lâcis
Haskell	Bergens	Jürgens	Thompson	Weaver	Herron
@Central Arkansas	Abmas	Jürgens	Thompson	Weaver	Lâcis
Rogers State	Abmas	Jürgens	Thompson	Weaver	Lâcis
Oklahoma State	Abmas	Jürgens	Thompson	Weaver	Lâcis
Tulsa	Abmas	Jürgens	Thompson	Weaver	Lâcis
@TCU	Abmas	Jürgens	Thompson	Weaver	Lâcis
@Houston Baptist	Abmas	Jürgens	Thompson	Weaver	Lâcis
@Missouri State	Abmas	Jürgens	Thompson	Weaver	Lâcis
UT Arlington	Abmas	Jürgens	Thompson	Weaver	Lâcis
@South Dakota	Abmas	Jürgens	Thompson	Weaver	Lâcis
@South Dakota St.	Abmas	Jürgens	Thompson	Weaver	Lâcis
Denver	Abmas	Jürgens	Thompson	Weaver	Lâcis
Omaha	Abmas	Jürgens	Thompson	Weaver	Lâcis
at St. Thomas	Abmas	Jürgens	Thompson	Weaver	Lâcis
at Western Illinois	Abmas	McBride	Thompson	Weaver	Lâcis
at Kansas City	Abmas	Jürgens	Thompson	Weaver	Lâcis



SCORING BREAKDOWN

CLASS	PTS	PCT.
Seniors (3) (Henton/Lăcis/Lufile)	207	13.8
Juniors (4) (Abmas/Jürgens/Thompson/Weaver)	807	54.1
Sophomores (6) (Alexandre/Bergens/Clover III/McBride/Phipps/Plet)	419	28.1
Freshmen (3) (Herron/Lawrence/Tekavčič)	58	0.04
SCORING	PTS	PCT.
Starters	916	61.4
Bench	575	38.5
SCORING	PTS	PCT.
Newcomers	416	27.9
Returners	1075	72.0

HANGIN' A HUNDRED...

ORU has been remarkably good when hitting 100 points. ORU has scored at least 100 in 115 games, and gone 108-7 in those contests. Six of those games have come since Coach Mills took over the program, and ORU holds a 17-1 record in contests since 2000 with the lone loss in triple OT on the road against IUPUI in 2004. The school record for points in a game is 155, scored in a 155-113 win over Union in 1972.

INDIVIDUAL RECORDS	
SEASON	
HIGHEST POINTS: 108 — Richard Phipps (1971-72)	
SCORING AVERAGE: 84.2 — Richard Phipps (1971-72)	
PERCENTAGE: 47.7 — James Wright (1971-72)	
REBOUND AVERAGE: 14.3 — Brian Wright (1971-72), 407 in 28 games	
FIELD GOALS: 478/1047 — Richard Phipps (1971-72)	
FIELD GOALS PERCENTAGE: 45.6 — Richard Phipps (1971-72)	
FREE THROWS: 478/511 — Richard Phipps (1971-72)	
FREE THROWS PERCENTAGE: 93.5 — Bobby Knight (1967-68), 100 in 106	
PERSONAL FOULS: 119 — Stan McCarty (1971-72)	
SINGLE GAME	
POINTS SCORED: 108 — Richard Phipps (vs. University of the South, Feb. 15, 1972, Union)	
POINTS PER MINUTE: 40.7 — Richard Phipps (vs. University of the South, Feb. 15, 1972)	
REBOUND: 407 — Brian Wright (vs. Marquette, March 6, 1972)	
REBOUND PERCENTAGE: 47.7 — Richard Phipps (vs. St. Bonaventure, Dec. 10, 1971)	
FIELD GOALS: 478/1047 — Richard Phipps (vs. Marquette, March 6, 1972)	
FIELD GOALS PERCENTAGE: 45.6 — Richard Phipps (vs. Marquette, March 6, 1972)	
FREE THROWS: 478/511 — Richard Phipps (vs. Marquette, March 6, 1972)	
FREE THROWS PERCENTAGE: 93.5 — Bobby Knight (vs. University of the South, Feb. 15, 1972, Union)	
FREE THROWING PERCENTAGE: 93.5 — Bobby Knight (vs. University of the South, Feb. 15, 1972, Union)	
PERSONAL FOULS: 119 — Stan McCarty (vs. Union, Feb. 15, 1972, Union)	

**OVERTIME**

Overall Overtime Record	39-44 (0-1 This Season)
Home Overtime Record	14-14
Away Overtime Record	20-24
Neutral Overtime Record	5-6
Double Overtime Record	3-4
Triple Overtime Record	0-1
Last Single OT Played	vs. Oklahoma State, Nov. 26, 2021 (L, 77-78)
Last Double OT Played	vs. Denver, March 4, 2018 (L, 88-90)
Last Triple OT Played	at IUPUI, Jan. 24, 2004 (L, 105-108)

ORU RECORD BY CONFERENCE

	2021-22	2020-21	2019-20
American	1-0	0-1	0-2
ASUN	0-1	--	--
Big 10	--	1-0	0-1
Big 12	0-2	0-2	0-1
Big East	--	--	0-1
Missouri Valley	0-1	--	1-0
Mountain West	0-1	--	--
SEC	--	1-3	--
Southland	1-0	0-0	1-0
Summit League	6-1	13-5	10-8
Sun Belt	1-0	--	--
WAC	--	--	1-0
West Coast	--	--	0-1
Non-NCAA Division I	3-0	3-0	4-0

LATE GAME FREE THROWS

#	NAME	OVERALL		FINAL 5 MIN/OT		FINAL MIN/OT	
		FT-FTA	PCT.	FT-FTA	PCT.	FT-FTA	PCT.
1	Elijah Lufile	10-23	.435	4-7	.571	1-2	.500
2	Kareem Thompson	7-8	.875	0-0	.000	0-0	.000
3	Max Abmas	67-75	.893	22-26	.846	12-15	.800
4	Jamie Bergens	4-6	.667	1-3	.333	0-0	.000
5	Jonathan Alexandre	0-0	.000	0-0	.000	0-0	.000
10	Issac McBride	31-39	.795	11-15	.733	3-5	.600
11	Carlos Jürgens	18-30	.600	4-6	.667	0-0	.000
12	Matthew Henton	1-2	.500	1-2	.500	0-0	.000
13	Nate Clover III	6-6	1.000	0-0	.000	0-0	.000
14	DeShang Weaver	8-12	.667	0-1	.000	0-0	.000
20	Trey Phipps	22-30	.733	10-12	.833	2-2	1.000
22	Francis Lăcis	3-7	.429	0-0	.000	0-0	.000
23	Sir Issac Herron	14-20	.700	1-2	.500	0-0	.000
25	Elijah Lawrence	0-0	.000	0-0	.000	0-0	.000
33	Luka Tekavčič	0-0	.000	0-0	.000	0-0	.000
45	Ismael Plet	1-3	.333	1-2	.500	0-0	.000
Team		192-261	.736	55-76	.723	18-24	.750

FRESH LOOK MABEE CENTER...

For the first time since opening in 1972, the home of the Golden Eagles will have a new look as blue seats were installed for the 2021-22 season. The building's exterior and concourse level also got a fresh look with new blue paint and glass along with updated branding elements. A 35-foot, HD video board was installed above center court and the ORU practice gym added a whole new floor in the last three years.

**FUTURE OF ORU ATHLETICS...**

ORU athletics broke ground Nov. 12, 2021, for the Mike Carter Athletic Center, a transformational project to push the Golden Eagles into the future. The multi-million-dollar facility will feature a new strength and conditioning area, two practice gyms for men's and women's basketball, an updated Eli Academic Center for all student-athletes and a state-of-the-art sports medicine space.



STATISTICAL MILESTONE COUNT

TEAM'S LEADING SCORER	SEASON	CAREER	CONSEC.
Max Abmas	15	40	7
Francis Lăcis	1	1	0
Issac McBride	1	1	0
Trey Phipps	1	1	0
DeShang Weaver	0	2	0
Kareem Thompson	1	2	0
Carlos Jürgens	0	1	0

10+ POINTS	SEASON	CAREER	CONSEC.
Max Abmas	16	74	14
DeShang Weaver	11	34	2
Francis Lăcis	5	12	0
Elijah Lufile	5	10	0
Issac McBride	8	8	3
Trey Phipps	9	9	1
Carlos Jürgens	2	13	0
Sir Issac Herron	2	2	0
Kareem Thompson	3	14	1
Nate Clover III	1	2	0

20+ POINTS	SEASON	CAREER	CONSEC.
Max Abmas	11	40	5
DeShang Weaver	1	4	0
Issac McBride	1	1	0
Trey Phipps	1	1	0
Kareem Thompson	0	1	0
Francis Lăcis	1	1	0

30+ POINTS	SEASON	CAREER	CONSEC.
Max Abmas	4	11	0

40+ POINTS	SEASON	CAREER	CONSEC.
Max Abmas	0	2	0

LEADING REBOUNDER	SEASON	CAREER	CONSEC.
Francis Lăcis	7	10	0
Kareem Thompson	6	7	0
DeShang Weaver	2	3	0
Elijah Lufile	4	9	1
Carlos Jürgens	1	3	0
Max Abmas	0	1	0
Ismael Plet	0	1	0

10+ REBOUNDS	SEASON	CAREER	CONSEC.
Francis Lăcis	3	5	0
Elijah Lufile	3	6	1
Carlos Jürgens	1	1	0
Sir Issac Herron	1	1	0
Ismael Plet	0	1	0
Kareem Thompson	1	1	0

DOUBLE-DOUBLES	SEASON	CAREER	CONSEC.
Elijah Lufile	1	3	0
Francis Lăcis	2	3	0
Sir Issac Herron	1	1	0
Max Abmas	1	2	1

ASSIST LEADER	SEASON	CAREER	CONSEC.
Max Abmas	12	30	0
Kareem Thompson	4	11	1
Francis Lăcis	3	6	0
Jamie Bergens	2	3	0
Carlos Jürgens	2	13	0
Issac McBride	2	2	0
Trey Phipps	2	2	0
DeShang Weaver	0	3	0

GAMES STARTED	SEASON	CAREER	CONSEC.
DeShang Weaver	18	48	22
Kareem Thompson	18	46	28
Carlos Jürgens	17	39	29
Max Abmas	17	76	76
Francis Lăcis	17	61	25
Issac McBride	1	1	0
Jamie Bergens	1	1	0
Sir Issac Herron	1	1	0
Elijah Lufile	0	9	0

GAMES W/ MADE 3-POINTER	SEASON	CAREER	CONSEC.
Max Abmas	17	72	13
Trey Phipps	17	17	13
DeShang Weaver	13	60	6
Issac McBride	13	13	2
Francis Lăcis	11	60	1
Kareem Thompson	12	32	1
Carlos Jürgens	6	38	0
Jamie Bergens	5	6	0
Sir Issac Herron	3	3	0
Matthew Henton	1	1	0
Elijah Lawrence	1	1	0
Jonathan Alexandre	0	2	0
TEAM	18	--	293

GAMES W/ A BLOCK	SEASON	CAREER	CONSEC.
DeShang Weaver	11	43	2
Francis Lăcis	9	44	0
Carlos Jürgens	7	21	0
Kareem Thompson	10	21	1
Nate Clover III	2	8	0
Elijah Lufile	5	7	0
Sir Issac Herron	3	3	0
Trey Phipps	2	2	0
Luka Tekavčić	1	1	0
Max Abmas	1	11	0
TEAM	18	--	19

STATISTICAL MILESTONES

20+ POINTS

MAX ABMAS

20 at Colorado State (11/9/21)
 23 vs. Rogers State (11/23/21)
 29 vs. Oklahoma State (11/26/21)
 38 vs. Tulsa (11/29/21)
 20 at TCU (12/2/21)
 32 at USD (12/20/21)
 24 vs. Denver (12/30/21)
 20 vs. Omaha (1/1/22)
 38 at St. Thomas (1/6/22)
 32 at Western Illinois (1/8/22)
 26 at Kansas City (1/15/22)

ISSAC MCBRIDE

25 at Central Arkansas (11/20/21)

TREY PHIPPS

22 vs. Haskell (11/18/21)

DESHANG WEAVER

20 vs. Oklahoma State (11/26/21)

FRANCIS LĂCIS

21 vs. UT Arlington (12/16/21)

30+ POINTS

MAX ABMAS

38 vs. Tulsa (11/29/21)
 32 at USD (12/20/21)
 38 at St. Thomas (1/6/22)
 32 at Western Illinois (1/8/22)

10+ REBOUNDS

SIR ISSAC HERRON

11 vs. Haskell (11/18/21)

CARLOS JÜRGENS

11 vs. Haskell (11/18/21)

FRANCIS LĂCIS

12 vs. Southwestern Christian (11/12/21)
 10 vs. Tulsa (11/29/21)
 11 vs. UT Arlington (12/16/21)

ELIJAH LUFILÉ

11 at Houston Baptist (12/4/21)
 10 at St. Thomas (1/6/22)

KAREEM THOMPSON

12 at Missouri State (12/11/21)

5+ ASSISTS

MAX ABMAS

6 vs. Tulsa (11/29/21)
 6 at TCU (12/2/21)
 6 vs. UT Arlington (12/16/21)
 5 at SDSU (12/22/21)
 11 at Western Illinois (1/8/22)

JAMIE BERGENS

5 vs. Haskell (11/18/21)

FRANCIS LĂCIS

5 vs. Oklahoma State (11/26/21)

KAREEM THOMPSON

6 at Kansas City (1/15/22)

3+ BLOCKS

CARLOS JÜRGENS

3 vs. Denver (12/30/21)

FRANCIS LĂCIS

4 at Central Arkansas (11/20/21)
 3 vs. UT Arlington (12/16/21)

DESHANG WEAVER

4 vs. Oklahoma State (11/26/21)
 3 vs. Tulsa (11/29/21)
 3 vs. UT Arlington (12/16/21)

5+ STEALS

MAX ABMAS

5 vs. Omaha (1/1/22)



2021-22 DOUBLE-DOUBLES

SIR ISSAC HERRON

12 points, 10 rebounds
vs. Haskell (11/18/21)

FRANCIS LĂCIS

13 points, 12 rebounds
vs. Southwestern Christian (11/12/21)

ELIJAH LUFILÉ

13 points, 11 rebounds
at Houston Baptist (12/4/21)

FRANCIS LĂCIS

21 points, 11 rebounds
vs. UT Arlington (12/16/21)

MAX ABMAS

32 points, 11 assists
at Western Illinois (1/8/22)

ABOUT ORU

Founded in 1963 by evangelist Oral Roberts, ORU is a 400-acre campus located in South Tulsa. ORU boasts a total enrollment of over 4,000 students from all 50 states and more than 30 foreign countries. Some famous ORU alums include entertainer Kathy Lee Gifford, Pulitzer-prize nominated author Clifton Taulbert and two-time NCAA track & field national champion and 2008 Olympic silver medalist Andretti Bain, 2012 NCAA outdoor national champion Jack Whitt and 2012 Olympians Prince Mumba (Track) and Dominique Allen (Women's Basketball). "The Simpsons" creator Matt Groening briefly attended ORU, and subsequently, many of the characters on the show are modeled after former ORU students and staff members. In fact, if you look closely over Ned Flanders' fireplace, his college diploma reads "Oral Roberts University".

ABOUT THE SUMMIT LEAGUE

Through 38 years of Division I athletics, The Summit League offers 19 championship sports and has a combined enrollment of around 98,000 at nine institutions, including four located in top 60 U.S. metropolitan populations and two land-grant universities. Member institutions include: the University of Denver, University of Missouri-Kansas City, University of North Dakota, North Dakota State University, University of Nebraska Omaha, Oral Roberts University, University of South Dakota, South Dakota State University and Western Illinois University.

The Summit League was previously known as the Mid-Continent Conference before undergoing a rebrand in 2007. The Summit League has produced 15 NCAA National Champions with over 125 All-Americans and 100 Academic All-Americans including numerous student-athletes competing at the highest professional level.

Each year, approximately 3,000 student-athletes continue to raise the bar and help The Summit League reach exceptional success and development. Within the past seven years alone, The Summit League has produced a national postseason team tournament championship, an NCAA semifinal appearance, and eight NCAA Champions. That level of success also carries into the classroom. The Summit League ranked first for NCAA Graduation Success Rate in women's basketball from 2014-16. A total of 21 Summit League teams achieved perfect NCAA Academic Progress Rate scores in the most recently released figures, while 23 other teams garnered NCAA Public Recognition Awards for top academic progress rates.

THE LAST TIME ...

ORU Scored 100 Points	107 vs. Omaha (1/1/22)
Opponent Scored 100 Points	109 at Colorado State (11/9/21)
ORU Scored Fewer than 60 Points	54 at North Dakota State (2/5/21)
Opponent Scored Fewer than 60 Points	50 vs. Southwestern Christian (11/12/21)
ORU Scored Fewer than 50 Points	48 at Penn State (11/24/17)
Opponent Scored Fewer than 50 Points	31 vs. Rogers State (11/23/21)
ORU Won by 30 Points	45 (107-62) vs. Omaha (1/1/22)
Opponent Won by 30 Points	34 (84-50) at Missouri State (11/6/18)
ORU shot 65% from the floor	67% (34-51) at Oakland (1/3/12)
Opponent shot 65% from the floor	66% (29-44) vs. Kansas City (1/24/21)
ORU shot 60% from the floor	62.9% (44-70) vs. Western Illinois (2/27/20)
Opponent shot 60% from the floor	63% (40-64) at South Dakota State (1/2/20)
ORU shot less than 35% from the floor	34.4% (22-64) at Central Arkansas (11/20/21)
Opponent shot less than 35% from the floor	28.6% (18-63) vs. Omaha (1/1/22)
ORU shot 50% from beyond the arc	50.0% (17-34) at Kansas City (1/15/22)
ORU shot 75% from beyond the arc	81.8% (9-11) at SLU (1/3/13)
Opponent shot 50% from beyond the arc	51.6% (16-31) vs. Western Illinois (2/27/21)
ORU shot less than 20% from beyond the arc	13.0% (3-23) at Wichita State (11/23/19)
ORU shot less than 10% from beyond the arc	9.5% (2-21) vs. Montana (11/21/16)
Opponent shot less than 20% from beyond the arc	19.0% (4-21) at Missouri State (12/11/21)
ORU made 10 three-pointers	17 at Kansas City (1/15/22)
Opponent made 10 three-pointers	12 vs. Tulsa (11/29/21)
ORU made 15 three-pointers	17 at Kansas City (1/15/22)
Opponent made 15 three-pointers	16 vs. Western Illinois (2/27/21)
ORU made 20 three-pointers	21 vs. Southwestern Christian (11/12/21)
Opponent made 20 three-pointers	20 at Fort Wayne (12/31/16)
ORU failed to make a three-point attempt	0-7 at Memphis (12/28/12)
Opponent failed to make a three-point attempt	0-15 vs. Little Rock (12/19/16)
ORU shot less than 50% from the FT line	42.9% (3-7) at Missouri State (12/11/21)
Opponent shot less than 50% from the FT line	42% (5-12) vs. Rogers State (11/19/19)
ORU had 20 Offensive Rebounds	29 vs. Haskell (11/18/21)
Opponent had 20 Offensive Rebounds	24 at Arkansas (12/20/20)
ORU had 20 Assists	21 vs. Southwestern Christian (11/12/21)
ORU had 25 Assists	26 vs. Southwestern Christian (12/12/20)
ORU had 10 Steals	11 vs. Omaha (1/1/22)
ORU committed 20 Turnovers	20 vs. Rogers State (11/19/19)
Opponent committed 20 Turnovers	24 vs. Haskell (11/18/21)
ORU committed 25 Turnovers	27 at Arkansas (12/19/17)
ORU committed fewer than five Turnovers	4 at North Dakota State (2/6/21)
ORU had a 20-point scorer	at Kansas City (Abmas-26) (1/15/22)
ORU had two 20-point scorers	vs. Oklahoma State (Abmas-29, Weaver-20) (11/26/21)
ORU had three 20-point scorers	vs. Omaha (Owens-28, Martin-26, Bradley-24) (1/21/17)
ORU had five double-figure scorers	at Kansas City (1/15/22)
Opponent had five double-figure scorers	at Western Illinois (1/8/22)
ORU had six double-figure scorers	vs. South Dakota State (3/8/21)
Opponent had six double-figure scorers	vs. Southwestern Christian (11/12/21)
ORU had all 5 starters score in double figures	vs. South Dakota State (3/8/21)
ORU's bench out-scored its starters	(52-39) vs. Rogers State (11/23/21)
ORU had two double-figure rebounders	vs. Haskell (Jürgens-11, Herron-10) (11/18/21)
Opp had two double-figure rebounders	vs. South Dakota (Peterson-12, Kelley-10) (1/17/19)
ORU had a double-double	at Western Illinois (Abmas 32 pts/11 asst.) (1/8/22)
ORU had two double-doubles	vs. Western Ill. (Nzekwesi-13/13, Burns-15/10 asst.) (2/27/20)
ORU had three double-doubles	vs. East Texas Baptist (Owens, Nzekwesi, Harris) (1/23/18)
ORU scored 50 points in first half	59 vs. Omaha (1/1/22)
ORU scored 50 points in second half	51 at Houston Baptist (12/4/21)
ORU scored 60 points in a half	61 vs. Southwestern Christian (11/12/21)
Opponent scored less than 20 points in first half	14 vs. Rogers State (11/23/21)
Opponent scored less than 20 points in second half	17 vs. Rogers State (11/23/21)
ORU defeated a ranked opponent	75-72 (#7) vs. Ohio State (OT), NCAA 1st Round (3/19/21)
ORU won a single-overtime game	75-72 vs. Ohio State (3/19/21)
ORU won a double-overtime game	74-66 at Little Rock (12/2/17)
A Golden Eagle had a 20/10 Performance (PTS/REB)	Lacis (21/11) vs. UT Arlington (12/16/21)
A Golden Eagle had a 20/20 Performance (PTS/REB)	Damen Bell-Holter (25/20) vs. NW St. (1/10/13)
A Golden Eagle Scored 30 Points	32 - Max Abmas at Western Illinois (1/8/22)
An Opponent Scored 30 Points	30 - Jeriah Horne vs. Tulsa (11/29/21)
A Golden Eagle Scored 40 Points	41 - Max Abmas vs. Western Illinois (2/27/21)
A Golden Eagle had 15 Rebounds	17 - Kevin Obonor at North Dakota State (2/6/21)
A Golden Eagle had 20 Rebounds	21 - D'Mauria Jones vs. Bacone (12/15/20)
A Golden Eagle had 10 Assists	11 - Max Abmas at Western Illinois (1/8/22)
An Opponent had 10 Assists	10 - Manu Lecomte at Baylor (11/11/16)
A Golden Eagle had five Steals	5 - Max Abmas vs. Omaha (1/1/22)
A Golden Eagle had five Blocks	7 - Albert Owens vs. Oakland (11/27/17)
An Opponent had five Blocks	8 - Yor Anei, Oklahoma State (11/6/19)
The Golden Eagles won a game at the buzzer	at Western Illinois (1/8/21)
An Opponent won a game at the buzzer	vs. California Baptist (11/13/18)



2021-22 Oral Roberts Men's Basketball Combined Team Statistics All games

Page 1/1
as of Jan 19, 2022

Game Records

Record	Overall	Home	Away	Neutral
ALL GAMES	12-6	7-1	5-5	0-0
CONFERENCE	6-1	2-0	4-1	0-0
NON-CONFERENCE	6-5	5-1	1-4	0-0

Score by Periods

Team	1st	2nd	OT	TOT
Oral Roberts	693	793	5	1491
Opponents	570	664	6	1240

Team Box Score

No.	Player				Total		3-Point		F-Throw		Rebounds											
		GP-GS	MIN	AVG	FG-FGA	FG%	3FG-3FGA	3FG%	FT-FTA	FT%	OFF	DEF	TOT	AVG	PF	DQ	A	TO	BLK	STL	PTS	AVG
3	ABMAS, Max	17-17	597:46	35.2	127-290	.438	72-171	.421	67-75	.893	3	56	59	3.5	34	0	68	43	1	18	393	23.1
10	MCBRIDE, Issac	17-1	347:32	20.4	60-136	.441	23-57	.404	31-39	.795	4	36	40	2.4	23	0	19	20	0	14	174	10.0
20	PHIPPS, Trey	18-0	416:27	23.1	60-137	.438	38-84	.452	22-30	.733	7	29	36	2.0	28	0	25	21	2	12	180	10.0
14	WEAVER, DeShang	18-18	382:23	21.2	69-140	.493	30-72	.417	8-12	.667	25	45	70	3.9	40	0	8	17	23	7	176	9.8
2	THOMPSON, Kareem	18-18	453:38	25.2	55-115	.478	19-50	.380	7-8	.875	32	79	111	6.2	27	0	31	25	13	17	136	7.6
22	LĂCIS, Francis	17-17	431:59	25.4	40-98	.408	26-68	.382	3-7	.429	21	92	113	6.6	42	1	25	25	17	21	109	6.4
11	JÜRGENS, Carlos	17-17	409:16	24.1	38-106	.358	8-53	.151	18-30	.600	9	58	67	3.9	26	0	30	21	10	12	102	6.0
1	LUFILÉ, Elijah	16-0	213:52	13.4	42-57	.737	0-0	.000	10-23	.435	39	52	91	5.7	18	1	2	8	6	1	94	5.9
12	HENTON, Matthew	1-0	03:45	3.8	1-2	.500	1-1	1.000	1-2	.500	0	1	1	1.0	0	0	0	0	0	0	4	4.0
23	HERRON, Sir Issac	15-1	104:31	7.0	15-28	.536	5-8	.625	14-20	.700	16	21	37	2.5	14	0	2	5	4	7	49	3.3
4	BERGENS, Jamie	9-1	90:13	10.0	9-25	.360	6-11	.545	4-6	.667	4	5	9	1.0	7	0	15	5	0	5	28	3.1
13	CLOVER III, Nate	11-0	74:02	6.7	11-19	.579	0-0	.000	6-6	1.000	9	21	30	2.7	5	0	0	6	4	1	28	2.5
25	LAWRENCE, Elijah	4-0	25:34	6.4	2-8	.250	1-4	.250	0-0	.000	0	3	3	0.8	0	0	4	1	0	3	5	1.3
33	TEKAVCIC, Luka	4-0	19:55	5.0	2-4	.500	0-1	.000	0-0	.000	0	6	6	1.5	2	0	2	3	1	0	4	1.0
45	PLET, Ismael	11-0	54:06	4.9	4-10	.400	0-0	.000	1-3	.333	6	13	19	1.7	5	0	0	1	0	3	9	0.8
Team											25	21	46				8					
Total		18	3625		535-1175	.455	229-580	.395	192-261	.736	200	538	738	41.0	271	2	231	209	81	121	1491	82.8
Opponents		18	3625		465-1127	.413	114-401	.284	196-273	.718	167	469	636	35.3	274	1	187	226	63	117	1240	68.9

Team Statistics

	ORU	OPP
Scoring	1491	1240
Points per game	82.8	68.9
Scoring margin	+13.9	-
Field goals-att	535-1175	465-1127
Field goal pct	.455	.413
3 point fg-att	229-580	114-401
3-point FG pct	.395	.284
3-pt FG made per game	12.7	6.3
Free throws-att	192-261	196-273
Free throw pct	.736	.718
F-Throws made per game	10.7	10.9
Rebounds	738	636
Rebounds per game	41.0	35.3
Rebounding margin	+5.7	-
Assists	231	187
Assists per game	12.8	10.4
Turnovers	209	226
Turnovers per game	11.6	12.6
Turnover margin	+0.9	-
Assist/turnover ratio	1.1	0.8
Steals	121	117
Steals per game	6.7	6.5
Blocks	81	63
Blocks per game	4.5	3.5
Winning streak	5	-
Home win streak	4	-
Attendance	29403	24497
Home games-Avg/Game	8-3675	10-2450
Neutral site-Avg/Game	-	0-0

Team Results

Date	Opponent		Score	Att.
11/09/2021	at Colorado St.	L	80-109	7287
11/12/2021	Southwestern Christ.	W	121-50	3714
11/18/2021	Haskell	W	89-46	3112
11/20/2021	at Central Ark.	L	67-70	685
11/23/2021	Rogers St.	W	91-31	2974
11/26/2021	Oklahoma St.	Lot	77-78	6094
11/29/2021	Tulsa	W	87-80	5239
12/02/2021	at TCU	L	63-71	5023
12/04/2021	at Houston Baptist	W	85-67	1000
12/11/2021	at Missouri St.	L	60-69	4002
12/16/2021	UT Arlington	W	71-62	3238
12/20/2021	at South Dakota	W	82-73	1516
12/22/2021	at South Dakota St.	L	76-82	1955
12/30/2021	Denver	W	83-66	2896
01/01/2022	Omaha	W	107-62	2136
01/06/2022	at St. Thomas (MN)	W	81-66	1241
01/08/2022	at Western Ill.	W	87-86	1022
01/15/2022	at Kansas City	W	84-72	766





2021-22 Oral Roberts Men's Basketball
Points-rebounds-assists
All games

Page 1/1
as of Jan 19, 2022

Opponent	Date	Score		1 LUFIL,ELI	2 THOMPSON,K	3 ABMAS,MAX	4 BERGENS,JA	10 MCBRIDE,IS	11 JÜRGENS,CA	12 HENTON,MAT	13 CLOVER III	14 WEAVER,DES	20 PHIPPS,TRE	22 LÄCIS,FRAN
at Colorado St.	11/09/2021	80-109	L	0-1-0	3-8-3	20-2-2	0-0-1	12-3-1	15-4-3	DNP	2-3-0	11-4-0	8-0-1	4-5-1
Southwestern Christ.	11/12/2021	121-50	W	10-4-0	9-7-3	16-1-3	8-2-3	8-1-3	14-1-2	DNP	2-4-0	13-5-1	8-1-1	13-12-1
Haskell	11/18/2021	89-46	W	3-8-0	8-4-1	DNP	8-2-5	DNP	4-11-4	4-1-0	11-8-0	13-1-1	22-4-1	DNP
at Central Ark.	11/20/2021	67-70	L	DNP	12-9-1	8-5-1	DNP	25-2-0	6-2-1	DNP	2-3-0	4-4-2	10-1-1	0-8-3
Rogers St.	11/23/2021	91-31	W	10-7-1	4-8-0	23-2-2	3-2-2	17-3-0	7-4-2	DNP	3-2-0	2-2-0	9-1-4	3-4-1
Oklahoma St.	11/26/2021	77-78	Lot	1-3-0	2-5-1	29-4-2	DNP	4-1-2	5-6-2	DNP	DNP	20-7-0	3-1-3	13-7-5
Tulsa	11/29/2021	87-80	W	DNP	8-4-3	38-3-6	0-0-0	6-3-0	9-5-3	DNP	0-0-0	13-6-1	7-1-1	6-10-2
at TCU	12/02/2021	63-71	L	0-4-0	9-4-4	20-5-6	DNP	5-0-0	0-5-1	DNP	0-0-0	9-7-0	6-2-0	14-5-4
at Houston Baptist	12/04/2021	85-67	W	13-11-0	9-4-0	18-0-4	1-0-0	8-3-2	2-5-2	DNP	0-1-0	12-1-0	14-1-0	3-6-1
at Missouri St.	12/11/2021	60-69	L	2-5-0	7-12-1	19-3-1	DNP	4-1-0	6-4-1	DNP	DNP	15-6-0	5-1-1	2-7-1
UT Arlington	12/16/2021	71-62	W	6-4-0	0-4-1	11-6-6	DNP	1-1-0	4-2-3	DNP	DNP	18-3-2	10-3-5	21-11-0
at South Dakota	12/20/2021	82-73	W	2-4-0	7-5-0	32-4-4	DNP	16-4-0	8-1-0	DNP	DNP	2-4-0	13-2-1	0-5-2
at South Dakota St.	12/22/2021	76-82	L	6-6-0	19-7-1	19-3-5	DNP	8-4-2	5-2-0	DNP	DNP	5-4-0	10-1-1	4-9-2
Denver	12/30/2021	83-66	W	2-1-0	6-10-0	24-4-3	3-0-1	15-1-2	4-6-0	DNP	0-2-0	15-4-1	11-3-0	3-4-0
Omaha	01/01/2022	107-62	W	10-9-0	11-6-2	20-2-4	5-3-3	8-4-4	10-3-3	DNP	8-7-0	0-2-0	12-5-2	14-2-1
at St. Thomas (MN)	01/06/2022	81-66	W	7-10-0	5-3-2	38-6-4	DNP	11-5-3	2-2-0	DNP	DNP	3-4-0	9-3-0	6-7-0
at Western Ill.	01/08/2022	87-86	W	18-4-0	2-2-2	32-5-11	0-0-0	15-3-0	DNP	DNP	0-0-0	11-4-0	9-3-3	0-6-0
at Kansas City	01/15/2022	84-72	W	4-10-1	15-9-6	26-4-4	DNP	11-1-0	1-4-3	DNP	DNP	10-2-0	14-3-0	3-5-1
Opponent	Date	Score		23 HERRON,SIR	25 LAWRENCE,E	33 TEKAVCIC,L	45 PLET,ISMAE							
at Colorado St.	11/09/2021	80-109	L	5-3-0	DNP	DNP	0-0-0							
Southwestern Christ.	11/12/2021	121-50	W	13-2-1	3-0-2	2-2-1	2-3-0							
Haskell	11/18/2021	89-46	W	12-10-0	0-2-1	0-1-1	4-7-0							
at Central Ark.	11/20/2021	67-70	L	DNP	DNP	DNP	0-0-0							
Rogers St.	11/23/2021	91-31	W	8-7-0	2-1-1	0-2-0	0-3-0							
Oklahoma St.	11/26/2021	77-78	Lot	0-0-0	DNP	DNP	DNP							
Tulsa	11/29/2021	87-80	W	DNP	DNP	DNP	DNP							
at TCU	12/02/2021	63-71	L	0-0-0	DNP	DNP	DNP							





2021-22 Oral Roberts Men's Basketball Opponents Game-by-Game All games

Page 1/1
as of Jan 19, 2022

				Total		3-Pointers		Free throws		Rebounds											
Opponent	Date	Score		FG-FGA	PCT	3FG-3FGA	PCT	FT-FTA	PCT	OFF	DEF	TOT	AVG	PF	A	TO	BLK	STL	PTS	AVG	
at Colorado St.	11/09/2021	80-109	L	43-73	.589	11-24	.458	12-14	.857	8	37	45	45.0	12	20	5	9	4	109	109.0	
Southwestern Christ.	11/12/2021	121-50	W	20-55	.364	6-18	.333	4-7	.571	6	20	26	35.5	13	7	25	2	5	50	79.5	
Haskell	11/18/2021	89-46	W	15-54	.278	7-32	.219	9-10	.900	7	19	26	32.3	24	6	24	1	12	46	68.3	
at Central Ark.	11/20/2021	67-70	L	27-63	.429	7-24	.292	9-11	.818	10	34	44	35.3	16	13	16	3	5	70	68.8	
Rogers St.	11/23/2021	91-31	W	11-53	.208	2-18	.111	7-12	.583	9	18	27	33.6	15	1	19	1	8	31	61.2	
Oklahoma St.	11/26/2021	77-78	Lot	33-78	.423	2-16	.125	10-14	.714	17	34	51	36.5	17	9	10	8	7	78	64.0	
Tulsa	11/29/2021	87-80	W	31-65	.477	12-24	.500	6-9	.667	10	22	32	35.9	14	13	10	0	8	80	66.3	
at TCU	12/02/2021	63-71	L	30-68	.441	6-20	.300	5-9	.556	17	26	43	36.8	12	13	10	8	8	71	66.9	
at Houston Baptist	12/04/2021	85-67	W	26-56	.464	6-21	.286	9-15	.600	9	21	30	36.0	24	11	16	4	4	67	66.9	
at Missouri St.	12/11/2021	60-69	L	23-58	.397	4-21	.190	19-24	.792	8	30	38	36.2	13	8	11	4	11	69	67.1	
UT Arlington	12/16/2021	71-62	W	25-63	.397	5-17	.294	7-12	.583	13	31	44	36.9	15	10	13	6	6	62	66.6	
at South Dakota	12/20/2021	82-73	W	29-65	.446	4-18	.222	11-17	.647	8	23	31	36.4	10	8	3	0	5	73	67.2	
at South Dakota St.	12/22/2021	76-82	L	30-57	.526	6-16	.375	16-20	.800	5	28	33	36.2	9	14	10	3	5	82	68.3	
Denver	12/30/2021	83-66	W	25-64	.391	7-23	.304	9-12	.750	9	26	35	36.1	10	10	13	6	6	66	68.1	
Omaha	01/01/2022	107-62	W	18-63	.286	8-34	.235	18-28	.643	7	24	31	35.7	17	8	18	1	7	62	67.7	
at St. Thomas (MN)	01/06/2022	81-66	W	27-68	.397	7-34	.206	5-8	.625	7	22	29	35.3	17	8	6	4	6	66	67.6	
at Western Ill.	01/08/2022	87-86	W	26-64	.406	9-26	.346	25-30	.833	12	31	43	35.8	17	14	10	1	4	86	68.7	
at Kansas City	01/15/2022	84-72	W	26-60	.433	5-15	.333	15-21	.714	5	23	28	35.3	19	14	7	2	6	72	68.9	
Total		1240		465-1127	.413	114-401	.284	196-273	.718	167	469	636	35.3	274	187	226	63	117	1240	68.9	
Oral Roberts		1491		535-1175	.455	229-580	.395	192-261	.736	200	538	738	41.0	271	231	209	81	121	1491	82.8	

Opponents Averages

Games Played	Points/game	FG Pct	3FG Pct	FT Pct	Rebounds/game	Assists/game	Turnovers/game	Assist/Turnover ratio	Steals/game	Blocks/game
18	68.9	41.3	28.4	71.8	35.3	10.4	12.6	0.8	6.5	3.5





2021-22 Oral Roberts Men's Basketball Season/Career Statistics All games

Page 1/1
as of Jan 19, 2022

Summary

Player	Season Statistics										Career Statistics									
	GP-GS	MIN/G	FG%	3FG%	FT%	R/G	A/G	STL	BLK	PTS/G	GP-GS	MIN/G	FG%	3FG%	FT%	R/G	A/G	STL	BLK	PTS/G
ABMAS, Max	17-17	35.2	.438	.421	.893	3.5	4.0	18	1	23.1	76-76	33.5	.445	.403	.877	2.8	2.9	91	13	20.1
BERGENS, Jamie	9-1	10.0	.360	.545	.667	1.0	1.7	5	0	3.1	18-1	8.8	.325	.368	.800	0.7	1.2	6	0	2.3
CLOVER III, Nate	11-0	6.7	.579	.000	1.000	2.7	0.0	1	4	2.5	26-0	6.6	.525	.000	.833	2.2	0.0	3	15	2.0
HENTON, Matthew	1-0	3.8	.500	1.000	.500	1.0	0.0	0	0	4.0	1-0	3.8	.500	1.000	.500	1.0	0.0	0	0	4.0
HERRON, Sir Issac	15-1	7.0	.536	.625	.700	2.5	0.1	7	4	3.3	15-1	7.0	.536	.625	.700	2.5	0.1	7	4	3.3
JÜRGENS, Carlos	17-17	24.1	.358	.151	.600	3.9	1.8	12	10	6.0	76-39	23.6	.369	.278	.640	2.7	1.9	65	32	5.4
LĂCIS, Francis	17-17	25.4	.408	.382	.429	6.6	1.5	21	17	6.4	101-62	19.0	.401	.346	.500	3.6	1.0	57	63	4.4
LAWRENCE, Elijah	4-0	6.4	.250	.250	.000	0.8	1.0	3	0	1.3	4-0	6.4	.250	.250	.000	0.8	1.0	3	0	1.3
LUFILÉ, Elijah	16-0	13.4	.737	.000	.435	5.7	0.1	1	6	5.9	42-9	14.4	.605	.000	.538	5.5	0.2	14	8	5.7
MCBRIDE, Issac	17-1	20.4	.441	.404	.795	2.4	1.1	14	0	10.2	17-1	20.4	.441	.404	.795	2.4	1.1	14	0	10.2
PHIPPS, Trey	18-0	23.1	.438	.452	.733	2.0	1.4	12	2	10.0	18-0	23.1	.438	.452	.733	2.0	1.4	12	2	10.0
PLET, Ismael	11-0	4.9	.400	.000	.333	1.7	0.0	3	0	0.8	23-0	4.7	.429	.000	.455	1.6	0.0	7	0	1.0
TEKAVCIC, Luka	4-0	5.0	.500	.000	.000	1.5	0.5	0	1	1.0	4-0	5.0	.500	.000	.000	1.5	0.5	0	1	1.0
THOMPSON, Kareem	18-18	25.2	.478	.380	.875	6.2	1.7	17	13	7.6	47-46	27.7	.444	.386	.729	4.6	1.9	48	28	8.2
WEAVER, DeShang	18-18	21.2	.493	.417	.667	3.9	0.4	7	23	9.8	79-48	21.6	.448	.403	.756	2.9	0.6	30	69	8.4

Scoring

Player	Season Statistics								Career Statistics							
	FG-FGA	FG%	3FG-3FGA	3FG%	FT-FTA	FT%	PTS	PTS/G	FG-FGA	FG%	3FG-3FGA	3FG%	FT-FTA	FT%	PTS	PTS/G
ABMAS, Max	127-290	.438	72-171	.421	67-75	.893	393	23.1	509-1144	.445	259-642	.403	250-285	.877	1527	20.1
BERGENS, Jamie	9-25	.360	6-11	.545	4-6	.667	28	3.1	13-40	.325	7-19	.368	8-10	.800	41	2.3
CLOVER III, Nate	11-19	.579	0-0	.000	6-6	1.000	28	2.5	21-40	.525	0-0	.000	10-12	.833	52	2.0
HENTON, Matthew	1-2	.500	1-1	1.000	1-2	.500	4	4.0	1-2	.500	1-1	1.000	1-2	.500	4	4.0
HERRON, Sir Issac	15-28	.536	5-8	.625	14-20	.700	49	3.3	15-28	.536	5-8	.625	14-20	.700	49	3.3
JÜRGENS, Carlos	38-106	.358	8-53	.151	18-30	.600	102	6.0	144-390	.369	60-216	.278	64-100	.640	412	5.4
LĂCIS, Francis	40-98	.408	26-68	.382	3-7	.429	109	6.4	161-401	.401	99-286	.346	26-52	.500	447	4.4
LAWRENCE, Elijah	2-8	.250	1-4	.250	0-0	.000	5	1.3	2-8	.250	1-4	.250	0-0	.000	5	1.3
LUFILÉ, Elijah	42-57	.737	0-0	.000	10-23	.435	94	5.9	98-162	.605	0-0	.000	43-80	.538	239	5.7
MCBRIDE, Issac	60-136	.441	23-57	.404	31-39	.795	174	10.2	60-136	.441	23-57	.404	31-39	.795	174	10.2
PHIPPS, Trey	60-137	.438	38-84	.452	22-30	.733	180	10.0	60-137	.438	38-84	.452	22-30	.733	180	10.0
PLET, Ismael	4-10	.400	0-0	.000	1-3	.333	9	0.8	9-21	.429	0-0	.000	5-11	.455	23	1.0
TEKAVCIC, Luka	2-4	.500	0-1	.000	0-0	.000	4	1.0	2-4	.500	0-1	.000	0-0	.000	4	1.0
THOMPSON, Kareem	55-115	.478	19-50	.380	7-8	.875	136	7.6	148-333	.444	56-145	.386	35-48	.729	387	8.2
WEAVER, DeShang	69-140	.493	30-72	.417	8-12	.667	176	9.8	243-543	.448	141-350	.403	34-45	.756	661	8.4

Totals

Player	Season Statistics									Career Statistics								
	O-REB	D-REB	TOTAL	PF	FO	A	TO	A/TO		O-REB	D-REB	TOTAL	PF	FO	A	TO	A/TO	
ABMAS, Max	3	56	59	34	0	68	43	1.6		27	189	216	145	2	217	139	1.6	
BERGENS, Jamie	4	5	9	7	0	15	5	3.0		4	9	13	17	0	22	12	1.8	
CLOVER III, Nate	9	21	30	5	0	0	6	0.0		17	41	58	24	0	1	17	0.1	
HENTON, Matthew	0	1	1	0	0	0	0	0.0		0	1	1	0	0	0	0	0.0	
HERRON, Sir Issac	16	21	37	14	0	2	5	0.4		16	21	37	14	0	2	5	0.4	
JÜRGENS, Carlos	9	58	67	26	0	30	21	1.4		24	182	206	127	1	141	101	1.4	
LĂCIS, Francis	21	92	113	42	1	25	25	1.0		90	275	365	220	5	98	93	1.1	
LAWRENCE, Elijah	0	3	3	0	0	4	1	4.0		0	3	3	0	0	4	1	4.0	
LUFILÉ, Elijah	39	52	91	18	1	2	8	0.3		113	117	230	70	2	7	31	0.2	
MCBRIDE, Issac	4	36	40	23	0	19	20	1.0		4	36	40	23	0	19	20	1.0	
PHIPPS, Trey	7	29	36	28	0	25	21	1.2		7	29	36	28	0	25	21	1.2	
PLET, Ismael	6	13	19	5	0	0	1	0.0		9	28	37	16	0	0	5	0.0	
TEKAVCIC, Luka	0	6	6	2	0	2	3	0.7		0	6	6	2	0	2	3	0.7	
THOMPSON, Kareem	32	79	111	27	0	31	25	1.2		64	154	218	71	0	87	68	1.3	
WEAVER, DeShang	25	45	70	40	0	8	17	0.5		58	171	229	167	3	47	64	0.7	

ORU SINGLE GAME TOP 10

POINTS

RK	PTS.	NAME	OPP.	DATE
1.	68*	Greg Sutton	Oklahoma City (A)	12/5/90
2.	66	Anthony Roberts	North Carolina A&T (H)	2/19/77
3.	65	Anthony Roberts	Oregon (NIT) (H)	3/9/77
4.	60*	Richard Fuqua	University of the South (H)	1/15/71
5.	57*	Richard Fuqua	St. Benedict (A)	12/26/70
6.	54*	Greg Sutton	Arkansas Tech (A)	11/27/89
7.	52	Ray Thompson	Prairie View A&M (A)	1/16/92
8.	51*	Richard Fuqua	Jackson St. (H)	1/28/71
51		Richard Fuqua	Union (TN) (H)	2/24/72
51		Richard Fuqua	Moorhead (MN) St. (H)	1/15/72

REBOUNDS

RK	REB	NAME	OPP.	DATE
1.	34	David Vaughn	Brandeis (H)	1/8/73
2.	30	Eddie Woods	Lamar (A)	1/25/72
3.	28	Eddie Woods	Lamar (H)	1/21/74
4.	24	Eddie Woods	UT-Pan American (H)	1/26/74
24		Eddie Woods	St. Francis (Pa.) (H)	1/5/72
6.	22	Caleb Green	Southern Utah (H)	2/28/04
7.	21	Mark Acres	Tulsa (H)	1/12/84
21		Antonio Martin	West Texas St. (A)	12/5/77
21		Eddie Woods	St. Johns (A)	3/21/72
21		Eddie Woods	Boston (A)	2/26/72
21		Eddie Woods	Connecticut (H)	12/29/71
21		Rocky Walls	Southern Utah (N)	3/1/98
21		D'Mauria Jones	Bacone (H)	12/15/20

ASSISTS

RK	ASST	NAME	OPP.	DATE
1.	16	Jonathan Bluiitt	Oakland (H)	1/20/05
2.	15	Haywoode Workman	St. Louis (H)	2/7/87
15		Arnold Dugger	Florida St. (H)	3/1/77
4.	14	Arnold Dugger	North Texas (H)	2/12/77
14		Willie Irons	BYU (H)	1/21/86
6.	13	Richard Fuqua	UT-Pan American (H)	2/27/73
13		Ron Jones	Illinois St. (H)	1/15/77
13		Robert Griffin	Stetson (H)	2/17/79
13		Jonathan Bluiitt	UMKC (A)	1/3/04
10.	12	Six tied		

FIELD GOALS MADE

RK	FGM	NAME	OPP.	DATE
1.	25	Richard Fuqua	Moorhead St. (H)	1/15/72
25		Richard Fuqua	Trinity (H)	2/17/72
25		Anthony Roberts	North Carolina A&T (H)	2/19/77
25		Anthony Roberts	Oregon (H) *NIT*	3/9/77
5.	24	Anthony Roberts	Florida St. (A)	3/1/77
24*		Richard Fuqua	St. Benedicts (H)	12/26/70
7.	21	Anthony Roberts	Illinois St. (A)	1/6/75
21		Anthony Roberts	North Carolina (N)	12/27/76
9.	20	Anthony Roberts	Bowling Green (N)	12/29/76
10.	18	Anthony Roberts	Illinois St. (H)	1/31/76
18		Anthony Roberts	North Texas St. (H)	2/12/77
18		Lamont Reid	Austin Peay (N)	12/30/77

FIELD GOALS ATTEMPTED

RK	FGA	NAME	OPP.	DATE
1.	49	Richard Fuqua	Illinois St. (H)	2/14/73
2.	47	Richard Fuqua	Trinity (H)	2/17/72
47		Richard Fuqua	Union (Tenn.) (H)	2/24/72
4.	46	Richard Fuqua	UT-Pan American (A)	3/6/72
5.	44	Richard Fuqua	St. Benedicts (H)	12/26/70
44		Richard Fuqua	UW-Milwaukee (H)	3/2/72
7.	39	Anthony Roberts	Florida St. (A)	2/19/77
8.	38	Anthony Roberts	Illinois St. (A)	1/6/75
38		Anthony Roberts	North Carolina (N)	12/27/76
37		Anthony Roberts	Oregon (H)	3/9/77

FIELD GOAL PERCENTAGE (MIN. 10 ATTEMPTS)

RK	FG%	NAME	FGM-FGA	OPP.	DATE
1.	1.000	Charles Dorsey	11-11	Butler (A)	2/20/84
2.	.923	Jeff Acres	12-13	Okla. Baptist (H)	11/24/84
.923		Blake Moses	12-13	S.F. Austin (H)	11/30/96
4.	.917	Warren Niles	11-12	St. Gregory's (H)	11/14/12
5.	.909	Woody Jones	10-11	UC-Irvine (A)	12/23/85
.909		Clifford Crenshaw	10-11	Rice (A)	2/22/95
7.	.900	Tye Fields	9-10	TCU (A)	1/6/94
.900		Derrick Taylor	9-10	UMKC (A)	1/7/99
.900		Reggie Borges	9-10	UT-Arlington (H)	12/17/01
.900		Damen Bell-Holter	9-10	Akron (A)	1/3/11
.900		Michael Craion	9-10	Fort Wayne (A)	2/15/12

3-PT FIELD GOALS MADE

RK	3FG	NAME	OPP.	DATE
1.	11	Greg Sutton	Oklahoma City (H)	12/5/90
2.	10	Chris Riouse	Oakland (A)	2/9/06
3.	9	Eric Perry	Chicago St. (H)	2/3/00
9		Markius Barnes	UMKC (H)	2/2/02
9		Ken Tutt	Chattanooga (A)	12/16/06
9		Moses Ehambe	Western Illinois (A)	2/14/08
7.	8	Luke Spencer-Gardner	Southern Utah (H)	1/24/02
8		Moses Ehambe	Centenary (N)	3/8/08
9.	7	20 tied		

3-PT FG ATTEMPTS

RK	3FGA	NAME	OPP.	DATE
1.	17	Robert Jarvis	North Carolina (A)	12/13/08
17		Chris Riouse	Oakland (A)	2/9/06
3.	15	Robert Jarvis	Texas A&M-CC (H)	11/14/07
15		Ken Tutt	Chicago St. (A)	1/17/04
5.	14	Kris Martin	Missouri St. (A)	12/14/16
14		Warren Niles	Central Arkansas (A)	3/9/13
14		Ken Tutt	Southern Utah (A)	1/5/04
14		Ken Tutt	Chattanooga (A)	12/16/06
9.	13	10 tied		

3-PT FG PERCENTAGE (MIN. 5 ATT.)

RK	3FG%	NAME	3FGM-3FGA	OPP.	DATE
1.	1.00	Bobby Word	5-5	Incarnate Word (A)	1/18/14
1.00		Mikey Mangum	6-6	South Dakota (H)	1/26/12
1.00		Luke Spencer-Gardner	6-6	Utah Valley St. (A)	12/11/04
4.	.900	Eric Perry	9-10	Chicago St. (H)	2/3/00
5.	.889	Aaron Young	8-9	Denver (A)	1/6/16
6.	.875	Warren Niles	7-8	St. Gregory's (H)	11/14/12
.875		Marchello Vealy	7-8	Kansas (A)	11/15/06
8.	.857	Jerome Abbage	6-7	Louisville (A)	1/2/93
.857		Moses Ehambe	6-7	IUPUI (A)	2/24/07
.857		Dominique Morrison	6-7	Western Illinois (A)	12/2/11

FREE THROWS MADE

RK	FTM	NAME	OPP.	DATE
1.	17	Caleb Green	Chicago State (H)	2/4/06
17		Caleb Green	Valparaiso (A)	1/9/06
17		Anthony Roberts	Oregon State (H)	12/30/76
4.	16	Anthony Roberts	North Carolina A&T (H)	2/19/77
16		Caleb Green	Akron (H)	12/2/06
16		Caleb Green	Centenary (A)	1/20/07
16		Kevin Obanor	South Dakota (H)	1/17/19
7.	15	Eldon Lawyer	Oglethorpe (H)	2/5/72
15		Mark Acres	Evansville (A)	3/9/83
15		Haywoode Workman	Oklahoma (A)	12/10/88
10.	14	Six tied		

FREE THROWS ATTEMPTED

RK	FTA	NAME	OPP.	DATE
1.	22	Caleb Green	Seton Hall (N)	12/28/06
2.	21	Caleb Green	Valparaiso (A)	1/9/06
3.	20	Anthony Roberts	Oregon State (H)	12/30/76
4.	19	Caleb Green	Chicago State (H)	2/4/06
19		Caleb Green	Louisiana-Lafayette (H)	11/21/06
19		Caleb Green	Akron (H)	12/2/06
19		Steven Roundtree	Indiana State (H)	11/20/10
19		Korey Billbury	Tulsa (A)	11/15/14
19		Obi Emegano	Omaha (A)	2/19/15
10.	18	Six tied		

FREE THROW PERCENTAGE (MIN. 10 ATT.)

RK	FT%	NAME	FTM-FTA	DATE	PCT.
1.	1.000	Eldon Lawyer	15-15	Oglethorpe (H)	2/15/72
1.000		Obi Emegano	14-14	Denver (H)	2/19/16
1.000		Max Abmas	12-12	Florida (N)	3/21/21
1.000		Obi Emegano	12-12	Western Illinois (H)	2/13/16
1.000		Ken Tutt	11-11	Southern Utah (A)	1/11/07
1.000		Dominique Morrison	11-11	South Dakota St. (H)	1/7/11
1.000		Anthony Roberts	10-10	Santa Clara (H)	12/20/75
1.000		Charles Dorsey	10-10	Evansville (A)	2/4/85
1.000		Brian Miles	10-10	Southwest Texas (H)	1/17/87
1.000		Reggie Borges	10-10	Oklahoma Wesleyan (H)	11/23/02
1.000		Dominique Morrison	10-10	UMKC (H)	1/15/11
1.000		Shawn Glover	10-10	Southeastern La. (H)	2/8/14

BLOCKED SHOTS

RK	BLK	NAME	OPP.	DATE
1.	9	Kendrick Moore	Stephen F. Austin (A)	12/14/02
9		Kendrick Moore	IUPUI (N)	3/4/02
9		Antonio Martin	Oklahoma City (H)	1/28/78
9		Alvin Scott	West Texas State (H)	1/24/77
5.	8	Shawn Glover	New Orleans (H)	2/6/14
8		Kendrick Moore	Wichita State (H)	11/30/02
6.	7	David Vaughn	Trinity (H)	2/17/73
7		Shawn King	Fort Wayne (A)	1/10/08
7		Albert Owens	Oakland (H)	11/27/17
8.	6	11 tied		

STEALS

RK	STL	NAME	OPP.	DATE
1.	9	Haywoode Workman	Oklahoma (H)	12/29/88
9		Haywoode Workman	South Carolina (H)	1/28/89
9		R.J. Fuqua	Avila (H)	11/10/17
3.	8	Obi Emegano	Haskell (H)	12/28/14
4.	7	Willie Irons	Coppin State (H)	12/11/86
7		Akin Akin-Otiko	Texas (H)	12/13/86
7		Tim Gill	John Brown (H)	1/23/96
7		Larry Owens	Tulsa (H)	12/3/05
8.	6	Arnold Dugger	Bowling Green (H)	12/28/74
6		Michael Craion	West Virginia (A)	11/11/11
6		Gary "Cat" Johnson	Portland State (H)	1/23/80

* Part of career spent at NAIA level

** Part of career prior to ORU's move to NCAA Major College Division



ORU SEASON TOP 10

POINTS

RK	NAME	YEARS	PTS.
1.	Richard Fuqua	1971-72	1,006
2.	Anthony Roberts	1976-77	951
3.	Shawn Glover	2013-14	703
4.	Caleb Green	2006-07	698
5.	Sam McCants	1973-74	697
6.	Ray Thompson	1991-92	688
7.	Caleb Green	2005-06	686
	Max Abmas	2020-21	686
9.	Dominique Morrison	2011-12	674
10.	Obi Emegano	2015-16	669

REBOUNDS

RK	NAME	YEARS	REB.
1.	Eddie Woods	1971-72	407
2.	David Vaughn	1972-73	385
3.	Antonio Martin	1979-80	334
4.	Damen Bell-Holter	2012-13	328
5.	Eddie Woods	1973-74	327
6.	Rocky Walls	1997-98	325
7.	Mark Acres	1983-84	324
8.	Caleb Green	2006-07	315
9.	Caleb Green	2004-05	306
10.	Harold Johnson	1974-75	301

ASSISTS

RK	NAME	YEARS	ASST.
1.	Sam McCants	1973-74	208
2.	Arnold Dugger	1976-77	194
3.	Haywoode Workman	1986-87	188
4.	Jonathan Bluiitt	2004-05	178
5.	Arnold Dugger	1974-75	166
6.	Jonathan Bluiitt	2003-04	165
7.	Luke Spencer-Gardner	2002-03	164
8.	Gary Johnson	1981-82	160
9.	Gary Johnson	1980-81	158
10.	Luke Spencer-Gardner	2000-05	156

FIELD GOALS MADE

RK	NAME	YEARS	FG
1.	Richard Fuqua	1971-72	423
2.	Greg Sutton*	1989-90	417
3.	Anthony Roberts	1976-77	402
4.	Greg Sutton*	1990-91	393
5.	Richard Fuqua**	1970-71	353
6.	Sam McCants	1973-74	304
7.	Ray Thompson	1991-92	284
8.	Anthony Roberts	1975-76	277
9.	Anthony Jones*	1990-91	276
10.	Shawn Glover	2013-14	273

FIELD GOALS ATTEMPTED

RK	NAME	YEARS	FGA
1.	Greg Sutton*	1989-90	976
2.	Richard Fuqua	1971-72	941
3.	Greg Sutton*	1990-91	858
4.	Anthony Roberts	1976-77	739
5.	Sam McCants	1973-74	725
6.	Richard Fuqua	1972-73	713
7.	Richard Fuqua	1970-71	701
8.	Clarence Thompson*	1989-90	602
9.	Anthony Roberts	1975-76	573
10.	Anthony Roberts	1974-75	566

FIELD GOAL PERCENTAGE (MIN. 150 ATT.)

RK	NAME	YEARS	ATT.	PCT.
1.	Rufus Freeman*	1989-90	133-194	.686
2.	Brian Miles	1985-86	103-157	.656
3.	Shawn King	2006-07	105-163	.644
4.	Marcus Lewis	2007-09	165-278	.594
5.	Caleb Green	2003-04	177-300	.590
6.	Mark Acres	1981-82	109-186	.586
7.	Michael Craion	2011-12	144-247	.583
	Kevin Obanor	2018-19	133-228	.583
9.	Mark Acres	1984-85	221-380	.582
	Leon Irving	1998-99	114-196	.582

3-PT FIELD GOALS MADE

RK	NAME	YEAR	3PTM
1.	Greg Sutton*	1990-91	185
2.	Greg Sutton*	1989-90	170
3.	Clarence Thompson*	1989-90	137
4.	Ken Tutt	2003-04	101
5.	Max Abmas	2020-21	100
6.	Warren Niles	2012-13	96
7.	Tim Gill	1997-98	95
8.	Max Abmas	2019-20	87
	Tim Gill	1995-96	87
10.	Moses Ehambe	2007-08	86

3-PT FG ATTEMPTS

RK	NAME	YEAR	3PTA
1.	Greg Sutton*	1990-91	463
2.	Greg Sutton*	1989-90	443
3.	Clarence Thompson*	1989-90	367
4.	Greg Sutton	1988-89	251
	Robert Jarvis	2008-09	251
6.	Warren Niles	2012-13	243
7.	Max Abmas	2019-20	238
8.	Max Abmas	2020-21	233
	Ken Tutt	2003-04	225
9.	Nathan Binam	1999-00	223

3-PT FG PERCENTAGE (MIN. 50 ATT.)

RK	NAME	YEAR	3M-3A	3PCT
1.	Tim Gill	1997-98	95-196	.485
2.	Shawn Glover	2013-14	25-52	.481
3.	Luke Spencer-Gardner	2004-05	39-84	.464
4.	Chris Rouse	2005-06	57-123	.463
	Kevin Obanor	2020-21	56-121	.463
6.	Aaron Young	2015-16	32-70	.457
7.	Tim Gill	1995-96	87-193	.451
8.	Ken Tutt	2003-04	101-225	.449
9.	Aaron Young	2014-15	29-65	.446
10.	Josh Atkinson	2002-03	68-153	.444

FREE THROWS MADE

RK	NAME	YEARS	FT
1.	Caleb Green	2006-07	278
2.	Greg Sutton*	1989-90	252
3.	Caleb Green	2005-06	235
4.	Greg Sutton*	1990-91	229
5.	Caleb Green	2004-05	213
6.	Obi Emegano	2014-15	205
7.	Obi Emegano	2015-16	198
8.	Dominique Morrison	2011-12	189
9.	Richard Fuqua	1971-72	160
10.	Damen Bell-Holter	2012-13	159

FREE THROWS ATTEMPTED

RK	NAME	YEARS	FTA
1.	Caleb Green	2006-07	366
2.	Greg Sutton*	1989-90	328
3.	Caleb Green	2005-06	308
4.	Caleb Green	2004-05	283
5.	Greg Sutton*	1990-91	280
6.	Obi Emegano	2014-15	260
7.	Obi Emegano	2015-16	232
8.	Dominique Morrison	2011-12	229
9.	Damen Bell-Holter	2012-13	211
10.	Richard Fuqua	1971-72	210

FREE THROW PERCENTAGE (MIN. 75 ATT.)

RK	NAME	YEARS	ATT.	PCT.
1.	Bobby Hodge**	1967-68	93-102	.912
2.	Steve Bontrager	1980-81	73-81	.901
3.	Max Abmas	2020-21	138-155	.890
4.	Kevin Obanor	2020-21	112-128	.875
5.	Sam Potter	1983-84	82-94	.872
6.	Ken Tutt	2004-05	87-100	.870
7.	Tim Gill	1996-97	85-99	.859
8.	Bill Hull**	1968-69	78-91	.857
9.	Tim Gill	1995-96	64-75	.853
	Obi Emegano	2015-16	198-232	.853

BLOCKED SHOTS

RK	NAME	YEARS	BLK
1.	Kendrick Moore	2001-02	103
2.	Kendrick Moore	2002-03	94
3.	Alvin Scott	1976-77	81
4.	Shawn King	2006-07	81
5.	Shawn King	2007-08	68
6.	Rocky Walls	1997-98	58
7.	Mark Acres	1982-83	54
	Marvin Washington	1987-88	54
9.	Shawn Glover	2013-14	53
10.	Ray Thompson	1991-92	50
	Damen Bell-Holter	2010-11	50

STEALS

RK	NAME	YEARS	STL
1.	Haywoode Workman	1987-88	103
2.	Haywoode Workman	1988-89	93
3.	Greg Sutton*	1989-90	88
4.	Greg Sutton*	1990-91	81
5.	Earl McClellan	1996-97	77
6.	Akin Akin-Otiko	1986-87	72
7.	Sebastian Neal	1991-92	68
8.	Gary "Cat" Johnson	1981-82	63
9.	Earl McClellan	1995-96	62
10.	Larry Owens	2004-05	58

* Part of career spent at NAIA level

** Part of career prior to ORU's move to NCAA Major College Division



ORU CAREER TOP 10

POINTS

RK	NAME	YEARS	POINTS
1.	Greg Sutton	1988-91**	3,070
2.	Richard Fuqua	1969-73*	3,004
3.	Caleb Green	2003-07	2,503
4.	Anthony Roberts	1973-77	2,341
5.	Dominique Morrison	2008-12	2,080
6.	Mark Acres	1981-85	2,038
7.	Ken Tutt	2003-07	2,019
8.	Warren Niles	2009-13	1,984
9.	Tim Gill	1994-98	1,959
10.	Max Abmas	2019-Pres.	1,527

REBOUNDS

RK	NAME	YEARS	REB.
1.	Eddie Woods**	1970-74	1,365
2.	Caleb Green	2003-07	1,189
3.	Mark Acres	1981-85	1,051
4.	Rocky Walls	1994-98	946
5.	Emmanuel Nzekwesi	2016-pres.	889
6.	Damen Bell-Holter	2009-13	878
7.	Antonio Martin	1977-80	857
8.	Anthony Roberts	1973-77	800
9.	Jeff Acres	1980-85	797
10.	Carl Hardaway**	1966-70	750

ASSISTS

RK	NAME	YEARS	ASST.
1.	Luke Spencer-Gardner	2000-05	534
2.	Jonathan Bluiitt	2002-06	509
3.	Arnold Dugger	1974-77	501
4.	Greg Sutton*	1988-91	490
5.	Gary Johnson	1978-82	481
6.	Earl McClellan	1993-97	413
7.	Willie Irons	1984-88	393
8.	Eric Perry	1996-00	383
9.	Tim Gill	1994-98	377
10.	Haywoode Workman	1986-89	376

FIELD GOALS MADE

RK	NAME	YEARS	FG
1.	Richard Fuqua**	1969-73	1,273
2.	Greg Sutton*	1988-91	1,024
3.	Anthony Roberts	1973-77	1,006
4.	Caleb Green	2003-07	821
5.	Mark Acres	1981-85	799
6.	Dominique Morrison	2008-12	687
7.	Ken Tutt	2003-07	684
8.	Warren Niles	2009-13	674
9.	Tim Gill	1994-98	664
10.	Carl Hardaway**	1966-70	608

FIELD GOALS ATTEMPTED

RK	NAME	YEARS	FGA
1.	Richard Fuqua**	1969-73	2,838
2.	Greg Sutton*	1988-91	2,398
3.	Anthony Roberts	1973-77	2,007
4.	Ken Tutt	2003-07	1,619
5.	Warren Niles	2009-13	1,594
6.	Caleb Green	2003-07	1,524
7.	Dominique Morrison	2008-12	1,475
8.	Mark Acres	1981-85	1,416
9.	Tim Gill	1994-98	1,391
10.	Haywoode Workman	1986-89	1,262

FIELD GOAL PERCENTAGE (MIN. 2 SEASONS & 200 FGM)

RK	NAME	YEARS	FGM-FGA	PCT.
1.	Shawn King	2006-08	232-389	.596
2.	Brandon Conley	2012-16	249-432	.576
3.	Brian Miles	1983-87	274-480	.571
4.	Marcus Lewis	2007-09	277-489	.566
5.	Mark Acres	1981-85	799-1416	.564
6.	Steven Roundtree	2010-13	370-684	.541
7.	Caleb Green	2003-07	821-1524	.539
8.	Michael Craion	2009-12	311-577	.539
9.	Reggie Clement	1980-83	265-495	.535
10.	David Vaughn	1972-73	232-438	.530
	Kevin Ford	2008-10	233-440	.530

3-PT FIELD GOALS MADE

RK	NAME	YEARS	3PTM
1.	Greg Sutton*	1988-91	438
2.	Tim Gill	1994-98	333
3.	Ken Tutt	2003-07	319
4.	Warren Niles	2009-13	292
5.	Max Abmas	2019-pres.	259
6.	Eric Perry	1996-00	214
7.	Clarence Thompson*	1988-90	205
8.	Josh Atkinson	1999-04	203
9.	Moses Ehambe	2004-08	183
10.	Luke Spencer-Gardner	2000-05	171

3-PT FIELD GOALS ATTEMPTED

RK	NAME	YEARS	3PTA
1.	Greg Sutton*	1988-91	1,157
2.	Warren Niles	2009-13	780
3.	Ken Tutt	2003-07	775
4.	Tim Gill	1994-98	757
5.	Max Abmas	2019-pres.	642
6.	Eric Perry	1996-00	565
7.	Clarence Thompson*	1988-90	553
8.	Josh Atkinson	1999-04	539
9.	Sam Kearns	2017-20	460
10.	Robert Jarvis	2007-09	459

3-PT FIELD GOAL PERCENTAGE (MIN. 100 ATT.)

RK	NAME	YEAR	3M-ATT.	PCT.
1.	Chris Riouse	2004-06	76-161	.472
2.	Tim Gill	1994-98	333-757	.440
3.	Kevin Obanor	2018-21	122-287	.425
4.	Aaron Young	2014-17	90-217	.415
5.	Luke Spencer-Gardner	2001-05	171-412	.415
6.	Ken Tutt	2003-07	319-775	.412
7.	Moses Ehambe	2004-08	183-447	.409
8.	Phillip Owens	1997-99	56-139	.403
9.	James Kruse	1994-97	49-122	.402
10.	Mikey Manghum	2009-13	44-111	.396
--	Max Abmas	2019-pres.	259-642	.403
--	DeShang Weaver	2018-pres.	141-350	.403

FREE THROWS MADE

RK	NAME	YEARS	FT
1.	Caleb Green	2003-07	852
2.	Greg Sutton*	1988-91	584
3.	Dominique Morrison	2008-12	543
4.	Richard Fuqua**	1969-73	458
5.	Obi Emegano	2013-16	433
6.	Damen Bell-Holter	2009-13	371
7.	Mark Acres	1981-85	440
8.	Haywoode Workman	1986-89	339
9.	Ken Tutt	2003-07	332
10.	Anthony Roberts	1973-77	329

FREE THROWS ATTEMPTED

RK	NAME	YEARS	FTA
1.	Caleb Green	2003-07	1134
2.	Greg Sutton*	1988-91	765
3.	Dominique Morrison	2008-12	668
4.	Richard Fuqua**	1969-73	658
5.	Mark Acres	1981-85	632
6.	Obi Emegano	2013-16	530
7.	Rocky Walls	1994-98	527
8.	Damen Bell-Holter	2009-13	510
9.	Derrick Taylor	1996-00	489
10.	Anthony Roberts	1973-77	434

FREE THROW PERCENTAGE (MIN. 75 ATT.)

RK	NAME	YEARS	ATT.	PCT.
1.	Steve Bontrager	1979-81	103-117	.880
2.	Bill Hull**	1967-69	104-121	.860
3.	Bobby Hodge**	1966-68	169-198	.854
4.	Sam Potter	1983-85	131-156	.840
5.	Kevin Obanor	2018-21	314-376	.835
6.	D.J. Jackson	2012-14	96-116	.828
7.	Tim Gill	1994-98	302-365	.827
8.	Jalen Bradley	2015-17	109-133	.820
9.	Kenny Bohanon	1992-94	116-142	.817
	Obi Emegano	2013-16	433-530	.817
--	Max Abmas	2019-pres.	220-252	.873

BLOCKED SHOTS

RK	NAME	YEARS	BLK
1.	Kendrick Moore	2001-03	197
2.	Mark Acres	1981-85	164
3.	Albert Owens	2014-18	159
4.	Shawn King	2006-08	149
5.	Damen Bell-Holter	2009-13	139
6.	Alvin Scott	1973-77	131
7.	Rocky Walls	1994-98	127
8.	Antonio Martin	1977-80	106
9.	Shawn Glover	2012-14	97
10.	Brandon Conley	2012-16	94

STEALS

RK	NAME	YEARS	STL
1.	Haywoode Workman	1986-89	250
2.	Earl McClellan	1993-97	215
3.	Greg Sutton*	1988-91	213
4.	Tim Gill	1994-98	172
5.	Rocky Walls	1994-98	166
6.	Caleb Green	2003-07	164
7.	Gary "Cat" Johnson	1978-82	163
8.	Willie Irons	1984-88	157
9.	Mark Acres	1981-85	150
	Akin Akin-Otiko	1983-87	150
10.	Eric Perry	1996-00	145

* Part of career spent at NAIA level

** Part of career prior to ORU's move to NCAA Major College Division



SEASON HIGHS

CAREER HIGHS

1		Points: 18, at Western Illinois (1/8/22) Field Goals: 8, at Western Illinois (1/8/22) 3-pt Made: _____ FT Made: 3, at Houston Baptist (12/4/21) Rebounds: 11, at Houston Baptist (12/4/21) Assists: 1 (2x), at Kansas City (1/15/22) Steals: _____	Points: 18, at Western Illinois (1/8/22) Field Goals: 8, at Western Illinois (1/8/22) 3-pt Made: _____ FT Made: 5, vs. Haskell (12/8/19) Rebounds: 11 (3x), at Houston Baptist (12/4/21) Assists: 1 (6x), at Kansas City (1/15/22) Steals: 3, at Creighton (12/3/19)
2		Points: 19, at South Dakota State (12/22/21) Field Goals: 8, at South Dakota State (12/22/21) 3-pt Made: 3 (3x), at Kansas City (1/15/22) FT Made: 4, at Central Arkansas (11/20/21) Rebounds: 12, at Missouri State (12/11/21) Assists: 6, at Kansas City (1/15/22) Steals: 3 (3x), vs. Denver (12/30/21)	Points: 22, vs. South Dakota State (3/8/21) Field Goals: 8 (2x), at South Dakota State (12/22/21) 3-pt Made: 4 (2x), vs. South Dakota State (3/8/21) FT Made: 7, at Denver (1/16/21) Rebounds: 12, at Missouri State (12/11/21) Assists: 6, at Kansas City (1/15/22) Steals: 4, vs. South Dakota State (2/13/21)
3		Points: 38 (2x), at St. Thomas (1/6/22) Field Goals: 11 (2x), at St. Thomas (1/6/22) 3-pt Made: 7 (2x), vs. Tulsa (11/29/21) FT Made: 13, vs. Tulsa (11/29/21) Rebounds: 6 (2x), at St. Thomas (1/6/22) Assists: 11, at Western Illinois (1/8/22) Steals: 5, vs. Omaha (1/1/22)	Points: 42, vs. South Dakota State (2/13/21) Field Goals: 14, vs. South Dakota State (2/13/21) 3-pt Made: 7 (4x), vs. Tulsa (11/29/21) FT Made: 13 (2x), vs. Tulsa (11/29/21) Rebounds: 7, at North Dakota State (2/6/21) Assists: 11, at Western Illinois (1/8/22) Steals: 5, vs. Omaha (1/1/22)
4		Points: 8 (2x), vs. Haskell (11/18/21) Field Goals: 3, vs. Southwestern Christian (11/12/21) 3-pt Made: 2, vs. Southwestern Christian (11/12/21) FT Made: 3, vs. Haskell (11/18/21) Rebounds: 3, Omaha (1/1/22) Assists: 5, vs. Haskell (11/18/21) Steals: 3, vs. Southwestern Christian (11/12/21)	Points: 9, vs. Western Illinois (2/28/21) Field Goals: 3 (2x), vs. Southwestern Christian (11/12/21) 3-pt Made: 2, vs. Southwestern Christian (11/12/21) FT Made: 3, vs. Haskell (11/18/21) Rebounds: 3, Omaha (1/1/22) Assists: 6, vs. Southwestern Christian (12/12/20) Steals: 3, vs. Southwestern Christian (11/12/21)
5		Points: _____ Field Goals: _____ 3-pt Made: _____ FT Made: _____ Rebounds: _____ Assists: _____ Steals: _____	Points: 5 (2x), vs. Western Illinois (2/28/21) Field Goals: 2 (2x), vs. Bacone (12/15/20) 3-pt Made: 1 (2x), vs. Western Illinois (2/28/21) FT Made: 2, vs. Western Illinois (2/28/21) Rebounds: 2, vs. Southwestern Christian (12/12/20) Assists: 1 (2x), vs. Western Illinois (2/28/21) Steals: 2, vs. Southwestern Christian (12/12/20)
11		Points: 15, at Colorado State (11/9/21) Field Goals: 6, at Colorado State (11/9/21) 3-pt Made: 3, vs. Southwestern Christian (11/12/21) FT Made: 4, vs. Haskell (11/18/21) Rebounds: 11, vs. Haskell (11/18/21) Assists: 4, vs. Haskell (11/18/21) Steals: 3, vs. Haskell (11/18/21)	Points: 15 (2x), at Colorado State (11/9/21) Field Goals: 6 (3x), at Colorado State (11/9/21) 3-pt Made: 4 (2x), at South Dakota State (11/12/19) FT Made: 6, vs. South Dakota State (3/8/21) Rebounds: 11, vs. Haskell (11/18/21) Assists: 6 (2x), vs. Ohio State (3/19/21) Steals: 5, vs. Ohio State (3/19/21)
13		Points: 11, vs. Haskell (11/18/21) Field Goals: 5, vs. Haskell (11/18/21) 3-pt Made: _____ FT Made: 2 (2x), vs. Omaha (1/1/22) Rebounds: 8, vs. Haskell (11/18/21) Assists: _____ Steals: 1, vs. Southwestern Christian (11/12/21)	Points: 11 (2x), vs. Haskell (11/18/21) Field Goals: 5 (2x), vs. Haskell (11/18/21) 3-pt Made: _____ FT Made: 2 (2x), vs. Omaha (1/1/22) Rebounds: 9, vs. Western Illinois (2/28/21) Assists: 1, at Missouri (1/25/20) Steals: 1 (3x), vs. Southwestern Christian (11/12/21)
14		Points: 20, vs. Oklahoma State (11/26/21) Field Goals: 8, vs. Oklahoma State (11/26/21) 3-pt Made: 6, vs. UT Arlington (12/16/21) FT Made: 4, vs. Southwestern Christian (11/12/21) Rebounds: 7 (2x), at TCU (12/2/21) Assists: 2 (2x), vs. UT Arlington (12/16/21) Steals: 2, vs. Southwestern Christian (11/12/21)	Points: 24, vs. South Dakota (1/17/19) Field Goals: 8 (3x), vs. Oklahoma State (11/26/21) 3-pt Made: 7, at Omaha (12/30/18) FT Made: 7, vs. Ecclesia (11/19/18) Rebounds: 7 (2x), at TCU (12/2/21) Assists: 3 (2x), at Denver (1/20/19) Steals: 2 (5x), vs. Southwestern Christian (11/12/21)
22		Points: 21, vs. UT Arlington (12/16/21) Field Goals: 6, vs. UT Arlington (12/16/21) 3-pt Made: 6, vs. UT Arlington (12/16/21) FT Made: 1, at TCU (12/2/21) Rebounds: 12, vs. Southwestern Christian (11/12/21) Assists: 5, vs. Oklahoma State (11/26/21) Steals: 4 (2x), vs. UT Arlington (12/16/21)	Points: 21, vs. UT Arlington (12/16/21) Field Goals: 6, vs. UT Arlington (12/16/21) 3-pt Made: 6, vs. UT Arlington (12/16/21) FT Made: 3, vs. Omaha (2/28/19) Rebounds: 17, vs. Ecclesia (11/19/18) Assists: 5, vs. Oklahoma State (11/26/21) Steals: 4 (3x), vs. UT Arlington (12/16/21)
45		Points: 4, vs. Haskell (11/18/21) Field Goals: 2, vs. Haskell (11/18/21) 3-pt Made: _____ FT Made: 1, vs. Omaha (1/1/22) Rebounds: 7, vs. Haskell (11/18/21) Assists: _____ Steals: 2, at Missouri State (12/11/21)	Points: 7, vs. Southwestern Christian (12/12/20) Field Goals: 2 (2x), vs. Western Illinois (2/28/21) 3-pt Made: _____ FT Made: 3, vs. Southwestern Christian (12/12/20) Rebounds: 10, vs. Southwestern Christian (12/12/20) Assists: _____ Steals: 2 (3x), at Missouri State (12/11/21)
10		Points: 25, at Central Arkansas (11/20/21) Field Goals: 7, at Central Arkansas (11/20/21) 3-pt Made: 4, at Colorado State (11/9/21) FT Made: 10, at Central Arkansas (11/20/21) Rebounds: 5, at St. Thomas (1/6/22) Assists: 4, vs. Omaha (1/1/22) Steals: 3, vs. Omaha (1/1/22)	Points: 22, vs. Haskell (11/18/21) Field Goals: 7, vs. Haskell (11/18/21) 3-pt Made: 5, vs. Haskell (11/18/21) FT Made: 4 (2x), at St. Thomas (1/6/22) Rebounds: 5, vs. Omaha (1/1/22) Assists: 5, vs. UT Arlington (12/16/21) Steals: 2 (2x), vs. Tulsa (11/29/21)
23		Points: 13, vs. Southwestern Christian (11/12/21) Field Goals: 4, vs. Haskell (11/18/21) 3-pt Made: 3, vs. Southwestern Christian (11/12/21) FT Made: 4 (3x), vs. Rogers State (11/23/21) Rebounds: 10, vs. Haskell (11/18/21) Assists: 1 (2x), at South Dakota (12/20/21) Steals: 2 (2x), vs. Haskell (11/18/21)	Points: 3, vs. Southwestern Christian (11/12/21) Field Goals: 1 (2x), vs. Rogers State (11/23/21) 3-pt Made: 1, vs. Southwestern Christian (11/12/21) FT Made: _____ Rebounds: 2, vs. Haskell (11/18/21) Assists: 2, vs. Southwestern Christian (11/12/21) Steals: 2, vs. Haskell (11/18/21)
33		Points: 2 (2x), vs. Omaha (1/1/22) Field Goals: 1 (2x), vs. Omaha (1/1/22) 3-pt Made: _____ FT Made: _____ Rebounds: 2 (2x), vs. Rogers State (11/23/21) Assists: 1 (3x), vs. Rogers State (11/23/21) Steals: _____	



1
ELIJAH LUFILE
RSr. | F/C | 6-8
MILTON, ONTARIO



2
KAREEM THOMPSON
JR. | G | 6-6
FLORENCE, ALA.



3
MAX ABMAS
JR. | G | 6-1
ROCKWALL, TEXAS



4
JAMIE BERGENS
So. | G | 6-2
ALMERE, NETHERLANDS



5
JONATHAN ALEXANDRE
So. | G | 6-6
PETION-VILLE, HAITI



10
ISSAC MCBRIDE
So. | G | 6-1
LITTLE ROCK, ARK.



11
CARLOS JURGENS
RJr. | G | 6-5
TARTU, ESTONIA



13
NATE CLOVER III
So. | C | 6-8
PORT ARTHUR, TEXAS



14
DESHANG WEAVER
RJr. | F | 6-8
HOUSTON, TEXAS



20
TREY PHIPPS
So. | G | 6-2
TULSA, OKLA.



22
FRANCIS LACIS
SR. | F | 6-7
RIGA, LATVIA



23
SIR ISSAC HERRON
FR. | F | 6-9
HOUSTON, TEXAS



25
ELIJAH LAWRENCE
FR. | G | 6-1
BELLAIRE, TEXAS



33
LUKA TEKAVCIC
FR. | F | 6-10
GROSUPLJE, SLOVENIA



45
ISMAEL PLET
So. | F | 6-7
AMSTERDAM, NETHERLANDS



HC
PAUL MILLS
HEAD COACH
5TH SEASON



AC
RUSSELL SPRINGMANN
ASSISTANT COACH
4TH SEASON




AC
SAM PATTERSON
ASSISTANT COACH
5TH SEASON



AC
KENTON PAULINO
ASSISTANT COACH
1ST SEASON



DO
STEVE UPSHAW
DIR. OF OPERATIONS
20TH SEASON



VC
IAIN LAYMON
VIDEO COORDINATOR
5TH SEASON

