



ORAL ROBERTS UNIVERSITY

2021 MEN'S SOCCER





QUICK FACTS

GENERAL INFORMATION

Location	Tulsa, Okla.
Founded	1963
Enrollment	4,303
Nickname	Golden Eagles
Colors	Vegas Gold, Navy, White
Affiliation	NCAA Div. I
Conference	Summit League
President	Dr. William Wilson
Athletic Director	Mike Carter

TEAM INFORMATION

2019 Record	13-4
Conference Record (Finish)	4-1 (T-1st)
Postseason	None
Starters Returning/Lost	9/2
Letterwinners Returning/Lost	25/11
Newcomers	8

COACHING STAFF

Head Coach	Ryan Bush
Alma Mater	Oral Roberts, 2003
Record (Men Only)	50-55-16
at ORU (Men Only)	Same
Assistant Coaches	Chris Taylor, Brian McCurdy
Volunteer Assistant	Levi Coleman

PROGRAM HISTORY

First Season	1988
All-Time Record	222-296-44
NCAA Postseason Appearances	1 (1999)
NCAA Postseason Record	0-1

CASE SOCCER COMPLEX

Capacity	1,000
Surface	Natural Grass

ATHLETIC COMMUNICATIONS

Assistant A.D./Athletic Comm. Scott Slarks
 Director of Athletic Communications
Men's Soccer Contact - Jarrett Hardwick
 Office Phone 918-495-7094
 Cell Phone 918-344-2881
 Email jhardwick@oru.edu
 Assistant Dir./Athletic Comm. Jon Opiela
 ORU Website www.ORUAthletics.com
 Facebook.com/ORUAthletics
 Twitter @ORUAthletics/@ORUMSoccer
 Official Hashtag #ORUMSoc
 #GoldenStandard

TABLE OF CONTENTS

Table of Contents / Quick Facts	3
Oral Roberts University Campus	4-8
Global Learning Center	9
Eli Center/Academic Center	10-11
Dr. William Wilson, ORU President	12
ORU Tradition	13-16
ONEOK Sports Complex	17
Mabee Center	18-19
J.L. Johnson Stadium	20
Case Soccer Complex	21
Sports Performance	22
Aerobics Center	23
City of Tulsa	24-25
The Summit League	26-27

2019 GOLDEN EAGLES

Roster & Team picture	28
-----------------------	----

RETURNERS

#0 Miles Motakef	29
#4 Jeremiah Mateola	30
#5 Patricio Garcia	31
#7 Junior Chavez	32
#8 Tanguy Guerineau	33
#10 Jorge Barrientos	34
#11 Thiago Dos Santos	35
#12 Dante Brigida	36
#13 Matias Siems	37
#14 Mark Omokaro	38
#17 Jose "Lalo" Castro	39
#21 Branden Brus	40
#24 Max Roetcisoender	41
#27 CJ Rumley	42
#29 Simon Rodriguez	43
#30 Alex Knepper	44

NEWCOMERS

Patrick Consol/Lucca Rodrigues	45
Josselyn Petel/Vinicius Oliveira	46
Reed Berry/Joey Soeder	47
Gustavo Vargas/Wanes Hobat	48
Juan Arias/Kyle Carey	49
Fredrik Ullersmo/Andrew Nunez	50
Eugene Quaynor/Phoenix Ibanez	51
Nathan Dominguez/Josh Haney	52
Evan Neely/Roel Martinez	53
Jacek Nickowski/Greg Lopez	54
Ahmed Eissa	55

COACHING STAFF

Head Coach, Ryan Bush	56-57
Assistant Coaches	58-59
Athletics Staff	60
Athletic Director, Mike Carter	61-62
Athletics Administration/Staff	63-69
Head Coaches	70

2018 YEAR IN REVIEW

Overall Statistics	71
--------------------	----

HISTORY AND RECORDS

Individual Honors	72-75
Career Records	76
Season Records	77
Individual Records	78
Record vs. Opponents	79
All-Time Results	80-83
Series vs. Opponents	83-86

2020 (SPRING 2021) MEN'S SOCCER SCHEDULE

JANUARY				MARCH			
1/24	Oklahoma City	Case Soccer Complex	1 p.m.	3/4	at Denver*	Denver Colo.	7 p.m.
1/29	Northeastern State (Exh.)	Case Soccer Complex	6 p.m.	3/6	at Denver*	Denver, Colo.	3 p.m.
FEBRUARY				3/10	Central Arkansas	Case Soccer Complex	5:30 p.m.
2/3	at Central Arkansas (Exh.)	Conway, Ark.	5 p.m.	3/18	Western Illinois*	Macomb, Ill.	3 p.m.
2/7	Rogers State	Case Soccer Complex	1 p.m.	3/20	Western Illinois*	Macomb, Ill.	2 p.m.
2/13	Kansas City*	Case Soccer Complex	4:30 p.m.	APRIL			
2/18	Eastern Illinois*	Case Soccer Complex	5:30 p.m.	4/1	Omaha*	Case Soccer Complex	7 p.m.
2/20	Eastern Illinois*	Case Soccer Complex	2 p.m.	4/3	Omaha*	Case Soccer Complex	7 p.m.
				4/10	at Kansas City*	Kansas City, Mo.	7 p.m.

CREDITS: The 2020 Oral Roberts University Men's Soccer Media Guide is produced by the ORU Athletic Communications Office. Layout and design by Director of Athletic Communications, Jarrett Hardwick. Editing assistance provided by Assistant A.D. / Athletic Communications, Scott Slarks, Assistant Director of Athletic Communications, Jon Opiela and members of the ORU Athletic Communications student staff. Photography by Bill Powell and others. Mentorship for this guide was provided by Blake Freeland.

THE ORU EXPERIENCE

ONE OF AMERICA'S LEADING CHRISTIAN UNIVERSITIES

Founded to educate the whole person - mind, body and spirit - ORU promises a world-class academic experience in the context of a vibrant Christ-centered community.

Today, ORU envisions a bright future, energized by the financial support of the Green family - who has generously provided more than \$60 million to the University - and by the appointment of a new president, Dr. Billy Wilson.

ORU is pursuing excellence in every category-strengthening academic programs, upgrading technological capabilities and improving facilities campus-wide.

A comprehensive university dedicated to strong student outcomes, ORU offers more than 60 undergraduate majors, many with national accreditation, as well as 14 master's-level programs and two doctoral degrees. Faculty members educated at the nation's top graduate schools serve as academic, professional and spiritual mentors to students who come to ORU from every corner of the globe.



WELCOME TO ORU



MAKE NO LITTLE PLANS HERE

A comprehensive university dedicated to student outcomes, ORU offers more than 60 undergraduate majors, as well as 13 master's-level programs and two doctoral degrees. Faculty members educated at the nation's top graduate schools serve as academic, professional and spiritual mentors to students.


ORU continues to redefine what it means to be a leading Christian university by embracing a globalized format at home and abroad. ORU and its students deliver the Whole Person distinctive and a Christian worldview to all inhabited regions through a variety of global initiatives.

THE ORU EXPERIENCE


LEARNING RESOURCE CENTER/ GRADUATE CENTER

The main academic building on campus, the John D. Messick Learning Resource Center/Marajen Chinigo Graduate Center stands seven stories high with 900,000 square feet of space. Among other things, the building hosts ORU's library, admissions department, campus TV and radio stations, the Elsing Museum of natural art and classes in all six of ORU's colleges

ORU



—ORU CAMPUS—



GLOBAL LANDMARKS


ORU's campus features some of the most unique architecture found on any college campus in America. The world-famous Praying Hands (left) greet visitors and alumni alike as they enter the campus, while Christ's Chapel (top right, opposite page) holds regular chapel services. The iconic Prayer Tower (bottom right) is at the center of campus, a quiet place where students and faculty can offer prayer and thanksgiving.

THE ORU EXPERIENCE

PRAYER TOWER



HOWARD AUDITORIUM



GLOBAL LEARNING CENTER



SHARK TANK
BUSINESS CLASSROOM



HAMMER CENTER



CHRIST'S CHAPEL

ORU'S 4TH PRESIDENT

Dr. William Wilson began his new role at ORU over the summer of 2013, becoming the fourth president in the history of the school. Dr. Wilson is recognized as a global influencer with unwavering ethics and strong business acumen who has a passion for building Spirit-empowered leaders to impact the world.



Dr. Wilson has more than 30 years of extensive leadership experience and is a renowned speaker and author, writing several books including “Father Cry,” “Foundations of Faith” and “Fasting Forward.”

Dr. Wilson also served as the executive officer for the Azusa Street Centennial held in Los Angeles, California which drew 50,000 people from 112 nations. He also forged national ecumenical coalitions with more than 250 denominations and parachurch ministries through the Awakening America Alliance.

-PRESIDENT DR. WILLIAM WILSON-



WHOLE PERSON EDUCATION

ORU EDUCATES THE WHOLE PERSON — MIND, BODY AND SPIRIT

At ORU you'll discover a fusion of world-class academics, engaging campus life, high-energy athletics and deep spiritual growth. This whole-person approach to education is grounded in faith and focused on successful student outcomes.

Getting a whole person education means discovering your true vocation, or calling, and then putting that vocation to work in the world. To be effective, you have to be well prepared - spiritually, intellectually, physically and socially. You'll be enhancing every aspect of your talent and potential — and preparing to change the world for the better.

A whole person education is ...

- **FLEXIBLE AND RELEVANT ACADEMIC PROGRAMS** — We offer more than 60 undergraduate majors and a broad range of respected pre-professional programs with high acceptance rates in law, medicine and other fields.

- **EXCEPTIONAL FACULTY** — Many ORU faculty members have earned graduate degrees from some of the nation's best schools, including Baylor, Duke, Johns Hopkins, MIT, Notre Dame, Purdue, Vanderbilt and Yale.

- **CHRIST-CENTERED COMMUNITY** — ORU is a unique faith-based community, where academic excellence is infused with the Holy Spirit.

- **PROMOTING PHYSICAL HEALTH** — Promoting physical health through athletic competition is an important part of our whole person philosophy.

ORU's commitment to whole-person education led to the establishment of the Quest Whole Person Scholarship. It's a generous scholarship for the ambitious, well-rounded students who aspire to the "whole-person" ideal of intellectual, physical, social and spiritual development.



- DEVELOP THE WHOLE PERSON -



WHY ORU?

"Golf has always been my passion since I was very young, but I think the act of competing has been more so what I have loved. ORU has been a life changing experience for me. It has allowed me to compete at the highest collegiate level, taught me lessons about why we compete, and how to use athletics as a way to spread the word of God."

- Cody Burrows, Class of 2019
2017 & 2019 Summit League Golfer of the Year



THE ORU EXPERIENCE




THE NEWEST BUILDING ON THE ORU CAMPUS
The Armand Hammer Alumni-Student Center became the first major construction on the ORU campus in more than 30 years when it was dedicated on February 1, 2013.



- HAMMER ALUMNI-STUDENT CENTER -

HANG OUT AT THE HAMMER

The first floor of the Hammer Center features dining options, multiple Wii U and Xbox One gaming stations and the largest television in the state of Oklahoma, making it the perfect place for ORU students to meet up and unwind. The second floor is home to ORU's Alumni and Development Offices and offers an alumni lounge as well as various conference rooms for alumni and donor events.



THE ORU EXPERIENCE

- **Global Learning and Teleportation Classroom**

Access in and out of the GLC to/ from any and all continents in the world. Quality of video conference will move people around the world at the speed of light (teleportation).

- **Studio Classroom**

Studio for recording any style of distance education, instruction, or classroom media.

- **Virtual Reality Classroom**

Full immersive virtual reality (VR) learning room (I.e. Flight simulation, marine biology, engineering, etc.).

- **High Performance Computing Research Classroom**

Global access for research that requires supercomputer and high performance access.

- **Global innovation Collaboration Classroom**

The think tank for furthering the advancement of instruction.

- **Distance Education Lab Classroom**

Dedicated for classes online that require a lab or experiential aspect

- **Instructional class for disabilities**

A class with portal augmented reality equipment that can be configured to help people with certain learning challenges


- **Faculty Excellence and Learning Classroom**

Room capable to teach all online faculty and traditional faculty on new technologies and new delivery methods.



-GLOBAL LEARNING CENTER-

An Award-Winning Facility



THE ORU EXPERIENCE

THE OZONE

Known far and wide as the rowdiest student section in the Summit League, the OZONE has been known to strike fear in the hearts of Mabee Center visitors. The OZONE also accompanies the Golden Eagles during the postseason, bringing noise to the Summit League and NCAA Tournaments.

ELI THE GOLDEN EAGLE

The ORU mascot made his debut on Nov. 17, 1993, hatching from a papier-mâché egg to root on the Golden Eagles in an exhibition basketball game. Two decades later, Eli remains a beloved fixture at home events, cheering the Golden Eagles on to victory.

—ELI THE GOLDEN EAGLE



1963 - 1993



1993 - 2017

OFFICIAL
ATHLETIC LOGO
>>>



FROM TITANS TO GOLDEN EAGLES

Oral Roberts University's athletic teams are known as the Golden Eagles, a nickname that was officially adopted on April 30, 1993.

Originally, ORU's teams were known as the Titans and Lady Titans (or Titanettes), monikers that were adopted by a student body vote in 1965. Many of ORU's students at the time hailed from the East Coast and were fans of the New York Titans (now Jets) professional football team.

The name endured until 1993, when the search for a new nickname concluded with the selection of Golden Eagles.

With the adoption of the Golden Eagle name, ORU's athletic colors also underwent a makeover, with navy blue and vegas gold replacing royal blue and old gold.

THE ORU EXPERIENCE

ELI ACADEMIC CENTER

ORU



MAKE THE GRADE

Private study rooms, full-time academic counselors and computer labs are available at the Eli Academic Center, the on-campus hub of academic services designed especially for student-athletes at Oral Roberts University.

- ELI ACADEMIC CENTER -



ORU STUDENT-ATHLETES RISE TO THE TOP

With the Eli Center serving as the ultimate academic resource for ORU student-athletes, the Golden Eagles have excelled in the classroom:

- During the 2018-19 academic year, ORU student-athletes produced a cumulative 3.29 grade-point average, the highest in the last 22 years.
- Four ORU programs (volleyball, men's basketball, men's golf and men's tennis) earned team academic awards from their respective coaches associations.
- In 2018, Tori Roe became ORU volleyball's first Academic All-Summit League honoree since the award's inception in 2012.

ELI CENTER COMPUTER LAB



Kaily Cox (Women's Soccer)
2014 & 2015 CoSIDA Academic All-American
Justin Estala (Track & Field)
2015 CoSIDA Academic All-American
Trevor Torgerson (Men's Golf)
2015 CoSIDA Academic All-American

2015-16 marked the first time in school history in which ORU produced three Academic All-Americans in the same school year.



—ELI ACADEMIC CENTER—

ORU Academic Staff



KYLE JONES

Associate Athletic Director
- Academics



TERRY UNRUH

Faculty Athletics
Representative



HELEN TORGERSON

Director of Athletic
Academics



SIERRA BEALL

Director of Athletic
Academics

THE ORU EXPERIENCE



NBA LIGHTS SHINE ON ORU

Aaron Young and the ORU men's basketball team played in front of more than 13,000 fans at the FedEx Forum in Memphis on Dec. 20, 2014. The Golden Eagles have played in five different NBA arenas since 2002.

NOTABLE ROAD VENUES

Men's Basketball

Comcast Center - Maryland
American Airlines Center - Dallas
Allen Fieldhouse - Kansas
Dean Smith Center - North Carolina
Pepsi Center - Denver
McKale Center - Arizona
McCarthy Athletic Center - Gonzaga
Cintas Center - Xavier
FedEx Forum - Memphis

BASKETBALL ON THE BIG STAGE



BATTLING WITH THE CHAMPS

Kevi Luper and the Golden Eagles faced off with Britney Griner and National Champion Baylor on Dec. 12, 2012, in front of 7,767 spectators and a national TV audience

NOTABLE ROAD VENUES

Women's Basketball

Thompson-Boling Arena - Tennessee
Kohl Center - Wisconsin
Erwin Center - Texas
Mizzou Arena - Missouri
The Pit - New Mexico
Gallagher-Iba Arena - Oklahoma State

THE ORU EXPERIENCE

ANDRETTI BAIN

A two-time Summit League Track & Field Athlete of the Year, Bain captured a pair of National Championships in 2008, winning the NCAA indoor and outdoor 400-meter titles. But Bain wasn't satisfied; in 2008, he took his talents to the Beijing Olympics and won a silver medal in the 4x400 meter relay running for the Bahamas.





OLYMPIANS

In the 2012 Olympics in London, Former Summit League Athlete of the Year Prince Mumba (1) was the flag bearer and ran the 800-meter race for his native Zambia, while Dominique Allen (2-middle) played on the women's basketball team for the hosts from Great Britain. Jeffery Gibson (3) competed for the Bahamas in the 2016 Olympics.

-SUCCESS AROUND THE WORLD-

PROFESSIONAL RANKS

Many ORU student-athletes have reached the highest levels of competition in their respective sports, including multiple Olympians. ORU has also had former student-athletes make rosters on MLB, NBA, WNBA and even an NFL roster. Mike Moore (4) was the number one overall pick in the 1981 MLB draft, while Vicky McIntyre (5) became the first women's basketball player to be drafted, going 20th overall. Alex "Chi Chi" Gonzalez (6) made his MLB debut for the Texas Rangers in 2015. ORU had four former baseball players make it to the Major League's during the 2019 season as Gonzalez (Colorado Rockies) was joined by Jordan Romano (Toronto Blue Jays), Tyler Saladino (Milwaukee Brewers) and Jose Trevino (Texas Rangers).



THE ORU EXPERIENCE

1

Baseball alum Mike Moore was drafted No. 1 overall by the Oakland A's in the 1981 Major League Baseball Draft

3

NCAA National Champions in track & field - Andretti Bain (twice) and Jack Whitt

3.37

ORU's student-athlete GPA in 2019-20, a school record and a higher mark than the general ORU student body

9

Commissioner's Cup trophies won by the ORU athletic department in the school's 17 years as a member of the Mid-Con and Summit League, from 1997-2012

11

Combined NCAA Tournament appearances from the ORU men's and women's basketball teams. Also the retired jersey number of women's basketball legend Krista Ragan-Binam

15

Consecutive NCAA Regionals for ORU's baseball and women's golf teams from 1997-2012

18'6.5"

Height jumped by Jack Whitt to capture the 2012 NCAA Outdoor Pole Vault National Championship

23.7

Points per game averaged by Kevi Luper in 2010-11 to lead the NCAA Division I ranks

14.2

Scoreless innings thrown by Alex "Chi Chi" Gonzalez in his first two MLB starts, including a complete game 3-hitter. The 14.2 scoreless streak is the longest to begin a career in Rangers history.

1978

ORU defeated Oklahoma State and Southern Illinois in Regional play to advance to the 1978 College World Series

21,269

Spectators at the ORU men's basketball game vs. North Carolina on Dec. 13, 2008, an ORU athletic event record

\$9.1 million

Career PGA TOUR earnings by ORU men's golf alumnus Bill Glasson

ORU BY THE NUMBERS



JACK WHITT

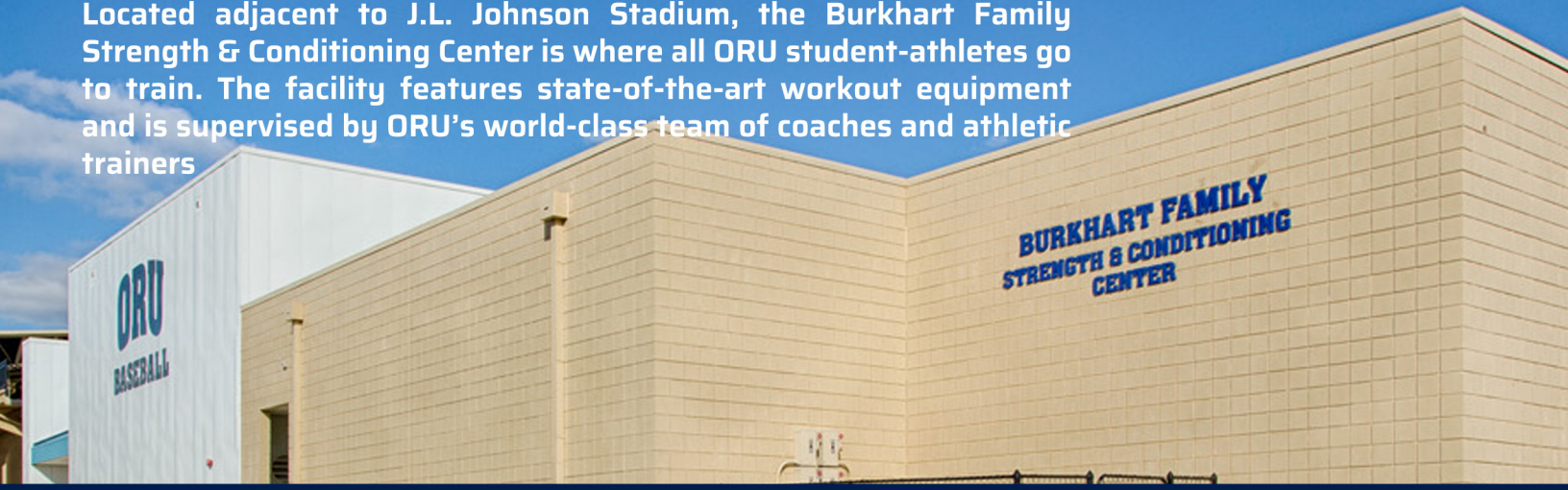
Pole vaulter Jack Whitt is the most recent Golden Eagle to achieve national glory, winning the 2012 NCAA Division I Outdoor National Championship. Whitt also represented ORU at the 2012 US Olympic Trials, and was one of three former Golden Eagles to compete in the 2013 IAAF World Championships.



OUTDOOR TRACK & FIELD
CHAMPIONSHIPS
DIVISION I • EUGENE, OREGON

BURKHART FAMILY STRENGTH & CONDITIONING CENTER


Located adjacent to J.L. Johnson Stadium, the Burkhardt Family Strength & Conditioning Center is where all ORU student-athletes go to train. The facility features state-of-the-art workout equipment and is supervised by ORU's world-class team of coaches and athletic trainers



—ORUSPORTS PERFORMANCE—

H.A. CHAPMAN PRACTICE FACILITY

Opened in 2009, the 35,000-square foot facility features a full-sized baseball infield, batting cages, a track & field pole vault area, a high jump pit and a long jump practice area



THE ORU EXPERIENCE



THE “MAGNIFICENT” MABEE CENTER

The Mabee Center, one of the most historic collegiate arenas in the nation, has been home to the Golden Eagles since 1972. The arena bears the name of John and Lottie Mabee, who established the Tulsa-based Mabee Foundation in 1948. The benevolences of this foundation are evident throughout the Southwest, where many edifices bear the name. In 2017, the court got a makeover to reflect the new ORU logo.

-MAGNIFICENT MABEE CENTER-



MABEE CENTER QUICK FACTS

Opened: 1972

Capacity: 10,575

First Game: Dec. 4, 1972
ORU 90, Wisconsin 76

First Women's Game: Dec. 1, 1975 -
ORU 63, Southern Nazarene 55

Largest Basketball Crowd: 11,178
Mar. 6, 1975 - Tulsa 91, ORU 83



THE ORU EXPERIENCE

KISS

Neil Diamond

The Bee Gees

The Beach Boys

Frank Sinatra

Van Halen

The Osmonds

AC/DC

Barry Manilow

James Taylor

Hanson

The Gaithers

DC Talk

Steven Curtis Chapman

Dolly Parton

Martina McBride

Michael W. Smith

Olivia Newton-John

Luciano Pavarotti

Chris Tomlin

Tony Bennett

Willie Nelson

Reba McEntire

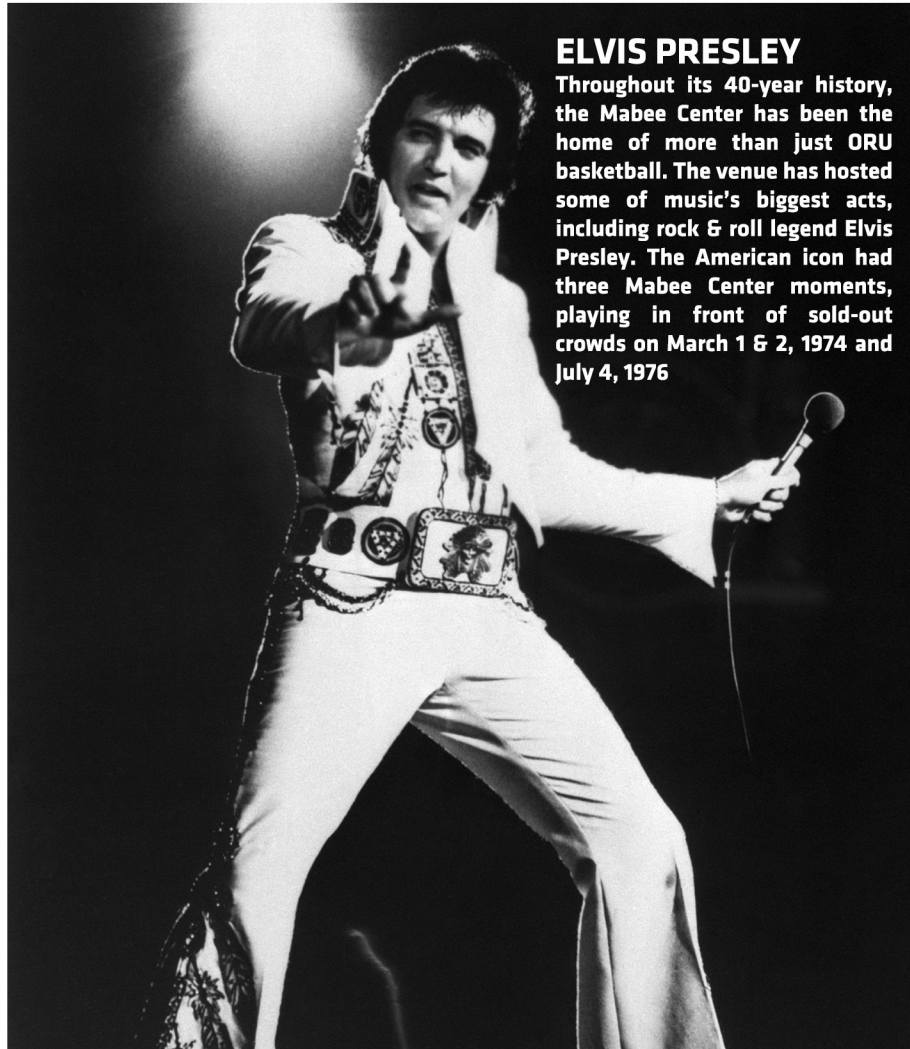
Blue Man Group

Kelly Clarkson

Chuck Berry

OneRepublic

Billy Joel



ELVIS PRESLEY

Throughout its 40-year history, the Mabey Center has been the home of more than just ORU basketball. The venue has hosted some of music's biggest acts, including rock & roll legend Elvis Presley. The American icon had three Mabey Center moments, playing in front of sold-out crowds on March 1 & 2, 1974 and July 4, 1976

—HOME TO THE STARS—



THE ORU EXPERIENCE

PLAY BALL!

One of the finest baseball facilities in the Midwest, J.L. Johnson Stadium has been the home of Golden Eagle Baseball since 1978. The world-class diamond has hosted three NCAA Regionals and dozens of future Major Leaguers, including Tony Gwynn, Roger Clemens, Joe Carter, Robin Ventura, Keith Lockhart and Mike Moore.

-J.L. JOHNSON STADIUM-



J.L. JOHNSON STADIUM

QUICK FACTS

Opened: 1978

Capacity: 2,418

Surface: AstroTurf Infield/Grass Outfield

Dimensions: LF/RF - 330 ft., CF - 400 ft.

First Game: March 6, 1978

ORU 7, Southeastern Oklahoma 6



THE ORU EXPERIENCE

Built just before the 2011 season, the Case Soccer Complex is one of the nicest soccer facilities in the Midwest. Seating nearly 1,000 fans with a concession stand area, the stadium also has an air-conditioned press box with a video deck, allowing all home games to be video streamed through the ORU Sports Network. The complex features new practice fields, located just north of the game field, overlooking J.L. Johnson Stadium. With the extra space, the game field is allowed more recovery time, giving ORU an outstanding playing surface throughout the season.

DEDICATION (OCT. 22, 2011)



PRACTICE FIELDS



CASE SOCCER COMPLEX

CASE SOCCER COMPLEX QUICK FACTS

Opened: 2011

Capacity: 1,000

Surface: Natural Grass

First Women's Game: August 19, 2011

Tulsa 1, ORU 0

First Men's Game: August 27, 2011

Central Arkansas 3, ORU 2



THE ORU EXPERIENCE



THE ONEOK SPORTS COMPLEX

Officially opened on October 4, 2017, the ONEOK Sports Complex is a multi-million dollar facility that provides ORU with its first-ever on-campus track and field complex. With six tennis courts on one side, and an eight-lane track on the other, the press box features two working media rooms and a hospitality room that overlooks both venues.

— ONEOK SPORTS COMPLEX —



ONEOK SPORTS COMPLEX QUICK FACTS

Dedicated: October 4, 2017

Seating: 500 (Track) / 300 (Tennis)

First Track Meet: March 31, 2018

First M. Tennis Match: Feb. 14, 2018

First W. Tennis Match: March 14, 2018

Features:

Six tennis courts

Eight-lane polyurethane track

Two pole vault runways

Two long jump/triple jump pits

Discus, shot put and hammer areas



THE ORU EXPERIENCE

KENNETH H. COOPER AEROBICS CENTER

Home to the ORU Volleyball team, the Kenneth H. Cooper Aerobics Center also consists of several classrooms, four basketball courts, four raquetball courts, offices, a gymnastics studio, a wrestling and tumbling room, an exercise mezzanine, a four-lane elevated running track and a 50-meter pool.

— COOPER AEROBICS CENTER —

AEROBICS CENTER EXTERIOR



CHAMPIONSHIP BANNERS

THE ORU EXPERIENCE


The state-of-the-art home to the ORU men's and women's golf teams includes the Bill Brogden Golf Performance Center indoors, which features four hitting bays, simulator and putting green with PuttView technology. Outside is the Bob Canada Short Game Facility featuring a putting green and chipping range that has three greens to target. The facility is located on the south side of the ORU Nursing and Engineering Complex at the corner of 81st and Delaware. It also has space that serves as the player's clubhouse, player's lounge and coach's offices.



DEDICATION (NOV. 9, 2019)



CLERICO GOLF COMPLEX



JOHN AND CHERYL CLERICO GOLF COMPLEX

Opened: November 2019
Size: 5,900 square feet

Features:

- *Bill Brogden Golf Performance Center (4 Hitting Bays, Simulator, PuttView)
- *Bob Canada Short Game Facility (Putting Green, Chipping Range)



ORU SN



THE ORU EXPERIENCE

AN ECONOMIC JEWEL IN THE HEART OF GREEN COUNTRY
With a population of over 400,000 and a metro area of nearly 1 million citizens, Tulsa is an ideal place to live, work, study and play. The quality of life enjoyed by the citizens of Tulsa, along with its natural beauty and business-conducive environment, has allowed Tulsa's economy to grow faster than 88% of United States metro areas.



THE FLAG & SEAL OF TULSA

-CITY OF TULSA-

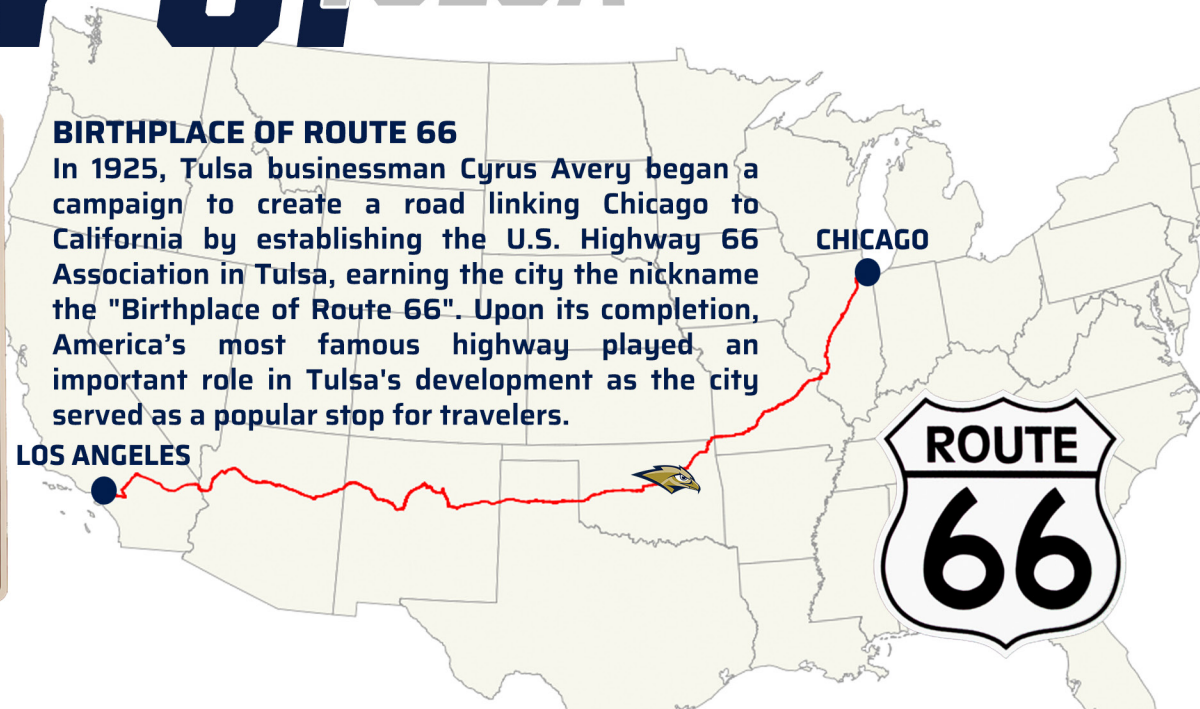


BIRTHPLACE OF ROUTE 66

In 1925, Tulsa businessman Cyrus Avery began a campaign to create a road linking Chicago to California by establishing the U.S. Highway 66 Association in Tulsa, earning the city the nickname the "Birthplace of Route 66". Upon its completion, America's most famous highway played an important role in Tulsa's development as the city served as a popular stop for travelers.

LOS ANGELES

CHICAGO



THE ORU EXPERIENCE

SOUTHERN HILLS COUNTRY CLUB

Just two miles away from the ORU campus is Southern Hills Country Club, ranked as the 15th-greatest course in America by Golf Digest. Southern Hills has hosted seven major championships, including the 2001 U.S. Open and the 2007 PGA Championship, won by Tiger Woods (pictured here on the 18th hole). It was recently announced that Southern Hills would be the 2021 host of the Senior PGA with the PGA Championship soon to follow.



Professional Baseball at ONEOK FIELD



Luxury Shopping at UTICA SQUARE



World-Class Entertainment at BOK CENTER













Natural Wonders at OKLAHOMA AQUARIUM



THE SUMMIT LEAGUE

SUMMIT LEAGUE MEMBERSHIP

	DENVER Nickname: Pioneers Location: Denver, Colo. Enrollment: 11,952 Founded: 1864 Joined League: 2013
	KANSAS CITY Nickname: Roos Location: Kansas City, Mo. Enrollment: 16,405 Founded: 1933 Joined League: 1994 2020
	NORTH DAKOTA Nickname: Fighting Hawks Location: Grand Forks, N.D. Enrollment: 13,413 Founded: 1883 Joined League: 2018
	NORTH DAKOTA STATE Nickname: Bison Location: Fargo, N.D. Enrollment: 13,173 Founded: 1890 Joined League: 2007
	OMAHA Nickname: Mavericks Location: Omaha, Neb. Enrollment: 15,120 Founded: 1908 Joined League: 2011
	ORAL ROBERTS Nickname: Golden Eagles Location: Tulsa, Okla. Enrollment: 4,163 Founded: 1963 Joined League: 1997 2014
	ST. THOMAS Nickname: Tommies Location: St. Paul, Minn. Enrollment: 10,173 Founded: 1885 Joined League: 2020
	SOUTH DAKOTA Nickname: Coyotes Location: Vermillion, S.D. Enrollment: 9,920 Founded: 1862 Joined League: 2011
	SOUTH DAKOTA STATE Nickname: Jackrabbits Location: Brookings, S.D. Enrollment: 10,799 Founded: 1881 Joined League: 2007
	WESTERN ILLINOIS Nickname: Fighting Leathernecks Location: Macomb, Ill. Enrollment: 7,490 Founded: 1899 Joined League: 1982 (charter member)

ASSOCIATE MEMBERS:

- > Drake (men's tennis)
- > Eastern Illinois (men's soccer, swimming & diving)
- > Illinois State (men's tennis)
- > Valparaiso (men's swimming & diving)

Social Media Directory


@thesummitleague


/thesummitleague


@thesummitleague

Through 38 years of Division I athletics, The Summit League offers 19 championship sports and has a combined enrollment of around 98,000 at nine institutions, including four located in top 60 U.S. metropolitan populations and two land-grant universities. Member institutions include: the University of Denver, University of Missouri-Kansas City, University of North Dakota, North Dakota State University, University of Nebraska Omaha, Oral Roberts University, University of South Dakota, South Dakota State University and Western Illinois University. The Summit League was previously known as the Mid-Continent Conference before undergoing a rebrand in 2007. The Summit League has produced 15 NCAA National Champions with over 125 All-Americans and 100 Academic All-Americans including numerous student-athletes competing at the highest professional level.

Each year, approximately 3,000 student-athletes continue to raise the bar and help The Summit League reach exceptional success and development. Within the past seven years alone, The Summit League has produced a national postseason team tournament championship, an NCAA semifinal appearance, and eight NCAA Champions. That level of success also carries into the classroom. The Summit League ranked first for NCAA Graduation Success Rate in women's basketball from 2014-16. A total of 21 Summit League teams achieved perfect NCAA Academic Progress Rate scores in the most recently released figures, while 23 other teams garnered NCAA Public Recognition Awards for top academic progress rates.

The Summit League also produces the highest quality in competition. In 2019-20, former Summit League student-athletes competed in the NBA, MLB, the PGA, the LPGA and Major League Soccer (MLS).

In the last five years a Summit League member ...

- > Advanced to the Sweet 16 of the 2019 NCAA Women's Basketball Tournament (South Dakota State)
- > Won the 2016 Women's National Invitational Tournament (South Dakota)
- > Reached the 2016 NCAA Men's Soccer College Cup (Denver)

During The Summit League's recent history ...

- > Had two teams selected to the NCAA Women's Volleyball Tournament in the same year (2018; South Dakota and Denver) for the first time
- > Claimed NCAA Regional Championships in softball (2009; North Dakota State) and men's soccer (2016; Denver)
- > Advanced in seven other NCAA team championship tournaments since 2006
- > Had 185 teams receive NCAA Public Recognition Awards (among top 10 percent of Academic Progress Rate (APR) in their sport) since 2010
- > Totaled 133 teams with maximum/perfect APR scores in the past six years.
- > Crowned 10 of the league's 12 NCAA Individual Champions since 2007 and won seven NCAA individual national championships
- > Claimed dozens of NCAA team and individual statistical titles including six alone by Denver's Andre Shinyashiki during the 2018 men's soccer season

THE SUMMIT LEAGUE

4000 N Hercules Ave.
Suite 200
Sioux Falls, SD 57107
Phone: (605) 271-8481



Tom Douple
Commissioner

Commissioner Tom Douple
Deputy Commissioner Myndee Kay Larsen
Associate Commissioner/Governance & Compliance Cody Cranor
Assistant Commissioner/Championships & Sports Admin Stephanie Sabaduquia
Assistant Commissioner/Marketing and Championships Bryan Miller
Assistant Commissioner/Communications Ryan Powell
Associate Director of Communications Aubrie Laufenberg
Assistant Director of Communications Michael Palmer
Office Manager Pam Schut



THESUMMITLEAGUE.ORG ◀ ◀ ◀

THE SUMMIT LEAGUE

HISTORY

Since its inception in 1982, The Summit League has recorded several transcendent moments that resonate on the national stage. While known as the Mid-Continent Conference, the league's first two decades produced a pair of appearances in the NCAA Men's Basketball Tournament's "Sweet 16" and the Women's College World Series as well as three individual NCAA Track and Field Champions.

Since rebranding as The Summit League, those transcendent moments have continued at a rapid pace. During the 2019-20 academic year, South Dakota's Chris Nilsen, a three-time NCAA National Champion pole vaulter, set the NCAA indoor mark with a clearance of 19-05.5". Denver golfer Anna Zanusso joined four other female golfers in equaling an NCAA record with a single-round score of 61 (-11) in round two of the Westbrook Invitational, an event she would go on to win.

The South Dakota women's basketball team became just the third Summit League squad to go undefeated in league play and win the tournament title as the Coyotes finished with the league's highest-national ranking ever, finishing at No. 11 in the final USA Today Coaches' Poll. The Coyotes, who finished 17th in the Associated Press poll with a 30-2 overall record, were led by senior Ciara Duffy who became the league's first player to be named the ESPNW Mid-Major Player of the Year and Becky Hammon Mid-Major Player of the Year.

In the spring of 2019, South Dakota State became the first women's basketball member to advance to the NCAA Tournament's "Sweet 16" while Nilsen claimed his third national championship and the league's 15th overall at the NCAA Indoor Track and Field Championship.

In the fall of 2016, Denver became the first Summit League team to reach an NCAA Final Four when its men's soccer team advanced to the College Cup semifinal round. The season prior, South Dakota won The Summit League's first national postseason team tournament title by claiming the 2016 WNIT crown in women's basketball. Oral Roberts gave The Summit League its initial NCAA Baseball regional crown and Super Regional appearance in 2006 and three years later, North Dakota State became the league's first softball team to achieve the same feat.

The 2008-09 season also saw South Dakota State's women's basketball team carry a national ranking throughout a majority of the year and cap its season with an NCAA Tournament first-round victory. In 2014, North Dakota State gained the national spotlight with a victory over Oklahoma in the NCAA Men's Basketball Tournament Round of 64.

In 2014-15, North Dakota State finished in the national Top 25 softball rankings, one of six league teams to achieve a national ranking in their respective sport that year.

Throughout its history, The Summit League has produced 15 NCAA Championships, three Olympic medalists and dozens of All-Americans in the sports of track and field, swimming and diving and cross country. Several professional athletes and draft choices have come directly from The Summit League, including three Major League Baseball first-round picks, a pair of NBA first-round choices, and two WNBA selections. In addition, Summit Leaguers compete in the MLS, and on the PGA and LPGA Tours. Former Summit Leaguer Kevin Duckworth (NBA) was a two-time all-star during his professional career.

The Summit League announced the formation of its Hall of Fame during its 35th anniversary season in 2016-17. The inaugural class celebrated eight decorated individuals who combined for 17 league Player or Coach of the Year awards, eight All-America honors, an Olympic Gold medal, and a World Series title.

98,000+

Number of students enrolled at Summit League institutions

Summit League alumni population

800,000+

7.4 MILLION

Total population in Summit League metro areas

SUMMIT LEAGUE METRO AREAS

The Summit League has schools in three of the 60 largest U.S. metro areas, based on population totals from the 2019 census.

METRO POPULATIONS

Rk.	Market	Population	School
16	St. Paul, Minn.	3.65 million	St. Thomas
19	Denver, Colo.	2.97 million	Denver
31	Kansas City, Mo.	2.16 million	Kansas City
55	Tulsa, Okla.	0.99 million	Oral Roberts
57	Omaha, Neb.	0.95 million	Omaha
182	Sioux Falls, S.D.	0.26 million	USD/SDSU
193	Fargo, N.D.	0.25 million	NDSU

ADDITIONAL REGIONAL METRO POPULATIONS

135	Peoria, Ill.	0.40 million	WIU
144	Quad Cities, Ill./Iowa	0.38 million	WIU

DID YOU KNOW...

> In 2020, South Dakota's Ciara Duffy became the first Summit League player to be named the ESPNW Mid-Major Player of the Year and Becky Hammon Mid-Major Player of the Year. Duffy led the Coyotes to the league's highest national ranking ever as USD finishing at No. 11 in the final USA Today Coaches' poll.



> North Dakota State's Payton Otterdahl (pictured) became only the second man in NCAA history to sweep national titles when he won the 2019 NCAA Indoor Track & Field shot put and weight throw titles. His efforts helped the Bison tie for ninth on the men's side, which equals the best team finish by a league team at the national meet. In total, the Summit League sent a league-record 12 student-athletes to compete at the 2019 NCAA Indoor Track & Field Championship.

> South Dakota's Chris Nilsen became the first freshman in league history to win a national championship when he claimed the 2017 NCAA Indoor Track & Field pole vault title. He collected his second national pole vault title at the outdoor championship in 2018 and repeated as the outdoor champion in 2019.

> The Summit League produced 21 All-America honors during 2019-20 season, while six more student-athletes claimed COSIDA Academic All-America honors.

> A total of 21 Summit League teams attained maximum/perfect NCAA Academic Progress Rate scores in the most recently released figures in 2020.

> In the fall of 2018, two Summit League volleyball teams advanced to the NCAA Tournament during the same season for the first time in league history and, in 2019, two Summit League women's basketball teams advanced to the NCAA Tournament for the first time since 1994.

> In 2016, Denver men's soccer became the first league team to reach an NCAA Final Four in any sport and achieved the highest national ranking at that time (No. 3) of any men's sport in Summit League history. The 2019 Pios' would earn the league's first No. 1 national ranking in any sport when they topped the Top Drawer Soccer poll in early October.



2020 MEN'S SOCCER MEDIA GUIDE

2020 ROSTER

No.	Name	Pos.	Cl.	Ht.	Hometown / High School (Previous School)
0	Miles Motakef	GK	Jr.	6-0	Georgetown, Texas / Georgetown HS
1	Patrick Consol	GK	Jr.	6-2	Dommas, Italy / Juventus College
2	Lucca Rodrigues	D	Sr.	6-2	Sao Paulo, Brazil / Colegio Objectivo (Benedictine)
3	Josselyn Petel	D	So.	6-0	Reims, France / Lycee Saint-Michel
4	Nathan Ndomba	D	Jr.	6-0	Paris, France / Lycee Voltaire (Iowa Lakes CC)
5	Patricio Garcia	D	Sr.	6-1	McKinney, Texas / McKinney Boyd HS
6	Vinicius Oliveira	MF	Sr.	5-11	Sao Paulo, Brazil / Colegio Santo Ivo (Cardinal Stritch)
7	Andrew Nunez	F	So.	5-11	Gresham, Ore. / Gresham HS
8	Karim Diao	MF	Jr.	5-7	Bordeaux, France / Lycee Max Linder (NE Texas CC)
9	Reed Berry	MF	So.	5-11	Allen, Texas / Allen HS
10	Jorge Barrientos	F	Sr.	5-6	Mesquite, Texas / West Mesquite HS
11	Juan Arias	MF	Sr.	5-8	Cali, Colombia / Colegio Bennett (NE Texas CC)
12	Dante Brigida	F	Sr.	5-6	Edmond, Okla. / Edmond Santa Fe HS
13	Joseph Ruiz	MF	Sr.	5-10	Bartlesville, Okla. / Bartlesville HS (Tulsa)
14	Soshi Fujioka	D	So.	5-7	Kodaira, Tokyo / Taisei HS (NE Texas CC)
15	Joey Soeder	MF	R-Sr.	5-11	Cary, N.C. / Panther Creek HS (Winthrop)
16	Francisco Lopez	D	So.	5-7	Tulsa, Okla. / Union HS (NOC-Tonkawa)
17	Jose "Lalo" Castro	MF	Sr.	5-6	Bentonville, Ark. / Bentonville HS
18	Greg Lopez	D	So.	6-0	McKinney, Texas / McKinney HS
19	Wanes Hobat	D	Sr.	5-6	Concordia, Kan. / Cloud County CC
20	Phoenix Ibanez	F	So.	5-8	Frisco, Texas / Frisco HS
21	Branden Brus	D	R-Sr.	5-11	Yukon, Okla. / Yukon HS
22	Kyle Carey	MF	Jr.	5-7	Rancho Santa Margarita, Calif. / Santa Margarita Catholic (Loyola Marymount)
23	Nathan Dominguez	D	So.	5-9	Rowlett, Texas / Sachse HS
24	Max Roetcisoender	MF	Jr.	5-8	Mission Viejo, Calif. / Mission Viejo HS
25	CJ Rumley	D	Jr.	5-10	Glenpool, Okla. / Glenpool HS
26	Jacek Nickowski	F	So.	5-8	Baldwin, Wis. / Baldwin-Woodville HS
27	Eugene Quaynor	D	Jr.	6-1	Accra, Ghana / University of Ghana
28	Shane Anderson	MF	Fr.	5-9	Frisco, Texas / Frisco HS
29	Simon Rodriguez	GK	R-Sr.	5-10	Armenia, Colombia / Coral Gables HS
30	Logan Campbell	GK	So.	5-11	Tulsa, Okla. / Union HS (John Brown)
31	Tate Farley	MF	Fr.	5-9	Owasso, Okla. / Owasso HS
33	Daniel Gornell	MF	Fr.	5-9	Omaha, Neb. / Millard West HS





#0 MILES MOTAKEF

GOALKEEPER | 6-0 | JR. | GEORGETOWN, TEXAS | GEORGETOWN HS

Career Stats

SEASON	GP	Min.	GA	GAAvg	Saves	Save%	W	L	T	Sho
2018	13	1187	18	1.36	67	.788	5	5	2	3
2019	15	1378	16	1.04	41	.719	10	3	0	2
TOTAL	28	2565	34	1.20	108	.753	15	8	2	5

2019

Named All-Summit League First Team and Goalkeeper of the Year ... Recognized as Summit League Defensive Player of the Week four times ... Named to Academic All-League Team ... Started and played in 15 games recording 41 saves and two shutouts ... Posted the league's lowest goals-against-average.

... Recorded three shutouts during the season.

PRIOR TO ORU

Played soccer for the United States Soccer Developmental Academy ... Competed internationally in Sweden, Denmark, Germany and Netherlands ... Played for head coach Ron Dennie ... Had a 62 percent penalty kick stoppage in his career.

2018

Competed in 13 games during his freshman campaign and made 12 starts ... Earned two Defensive Player of the Week honors for his efforts throughout the season ... Was named to the All-Summit League Newcomer Team ... Played a total of 1,187 minutes and made 67 saves ... Finished the season ranked second in the Summit League in save percentage with 78.8 percent ... Was fourth in the league in goals against with 18 and fifth in goals-against-average at 1.36

PERSONAL

Son of Shahin and Dawn Motakef ... Majors in accounting ... Was recruited by Ohio State, SMU, Charlotte and UAB ... Chose ORU because he liked the atmosphere, coaches and players.





2020 MEN'S SOCCER MEDIA GUIDE



#1 PATRICK CONSOL

GOALKEEPER | 6-2 | JR. | DOMMAS, ITALY | JUVENTUS COLLEGE

Career Stats

SEASON	GP	Min.	GA	GAAvg	Saves	Save%	W	L	T	Sho
2019	2	180	3	1.50	8	.727	1	1	0	0
TOTAL	2	180	3	1.50	8	.727	1	1	0	0

2019

Competed in two games in his first year at ORU ... Tallied eight saves and a .727 save percentage...Posted a 1.50 goals-against-average ... Recorded his first win after playing all 90 minutes against Kansas City.

PRIOR TO ORU

Graduated from Juventus College in 2017.

PERSONAL

Son of Dario Consol and Grazia Stevenin ... Expected to major in biology ... Chose ORU because of the high academic level and for the professionalism of the men's soccer staff.





#2 LUCCA RODRIGUES

DEFENDER | 6-2 | SR. | SAO PAULO, BRAZIL | BENEDICTINE COLLEGE

Career Stats

SEASON	GP	G	A	Pts	Shots	Shot%	SOG	SOG%	GW	PK-Att
2019	17	1	0	2	9	.111	6	.667	0	0-0
TOTAL	17	1	0	2	9	.111	6	.667	0	0-0

2019

Named to the All-Summit League Second Team ... Competed and started in all 17 games ... Recorded one goal on the season with six shots on goal.

PRIOR TO ORU

Recorded three goals and one assist during the 2018 season at Benedictine College ... Played club soccer for U17 E.C. Sao Bento.

PERSONAL

Son of Marcos Francheschini and Simone Rodrigues Francheschini ... Chose ORU because he wanted to play for a DI program ... Expected to major in international business ... Favorite pro team is Sao Paulo FC.





2020 MEN'S SOCCER MEDIA GUIDE



#3 JOSSELYN PETEL

DEFENDER | 6-0 | SO. | REIMS, FRANCE | LYCEE SAINT-MICHEL

Career Stats

SEASON	GP	G	A	Pts	Shots	Shot%	SOG	SOG%	GW	PK-Att
2019	17	1	3	5	23	.043	9	.391	0	0-0
TOTAL	17	1	3	5	23	.043	9	.391	0	0-0

2019

Played and started in all 17 games as a freshman ... Tallied 1,490 minutes with one goal and three assists ... Scored his lone goal of the season against Houston Baptist.

PRIOR TO ORU

Competed for Lycee Saint-Michel ... Won the U19 Championship in France.

PERSONAL

Son of Isabelle Ligenoh ... Expected to major in management ... Chose ORU because of the soccer team and to further his studies at the same time.





#5 PATRICIO GARCIA

DEFENDER | 6-1 | SR. | MCKINNEY, TEXAS | MCKINNEY BOYD HS

Career Stats

SEASON	GP	G	A	Pts	Shots	Shot%	SOG	SOG%	GW	PK-Att
2017	15	0	0	0	0	.000	0	.000	0	0-0
2018	5	0	0	0	1	.000	1	1.000	0	0-0
2019	4	0	0	0	1	.000	0	.000	0	0-0
TOTAL	24	0	0	0	2	.000	1	.333	0	0-0

2019

Saw action in four games and started at Loyola-Marymount ... Played 115 minutes during the season.

PERSONAL

Son of Carlos and Selina Garcia ... Majors in business ... Hopes to one day find a job and to continue playing soccer.

2018

Played and started in all 15 games during his sophomore campaign ... Recorded one assist against Gonzaga ... Had four shots on the year.

2017

Competed in 15 games his freshman season and made seven starts ... Played a total of 704 minutes.

PRIOR TO ORU

Played soccer for Dallas Texans Soccer Academy.





2020 MEN'S SOCCER MEDIA GUIDE



#6 VINICIUS OLIVEIRA

MIDFIELDER | 5-11 | SR. | SAO PAULO, BRAZIL | CARDINAL STRITCH

Career Stats

SEASON	GP	G	A	Pts	Shots	Shot%	SOG	SOG%	GW	PK-Att
2019	17	1	4	6	11	.091	3	.273	0	0-0
TOTAL	17	1	4	6	11	.091	3	.273	0	0-0

2019

Named to the All-Summit League Newcomer Team ... Started and played in all 17 games ... Recorded one goal against Tulsa ... Tallied four assists with two against Purdue Fort Wayne ... Had 1,323 minutes of playing time.

PRIOR TO ORU

Transferred from Cardinal Stritch University ... Went 20-3 and won the CCAC League Championship.

PERSONAL

Son of Carlos Magno and Maiu Oliveira ... Expected to major in business and communications ... Chose ORU because he felt it was a great place to reach his goals.





#7 ANDREW NUNEZ

FORWARD | 5-11 | SO. | GRESHAM, ORE. | GRESHAM HS

Career Stats

SEASON	GP	G	A	Pts	Shots	Shot%	SOG	SOG%	GW	PK-Att
2019	13	1	0	2	7	.143	4	.571	0	0-0
TOTAL	13	1	0	2	7	.143	4	.571	0	0-0

2019

Played in 13 games as a freshman ... Tallied 326 minutes and started three games ... Scored his lone goal of the season at Omaha ... Recorded a .571 shot-on-goal percentage.

PRIOR TO ORU

Recorded six goals and seven assists in 12 games during his freshman and senior seasons ... Led his team to the second round of the playoffs for the first time in program history.

PERSONAL

Son of Ruben and Erica Nunez ... Chose ORU because it is a Christian based division one school ... Expected to major in sport management ... Favorite pro team is FC Barcelona.





2020 MEN'S SOCCER MEDIA GUIDE



#9 REED BERRY

MIDFIELDER | 5-11 | SO. | ALLEN, TEXAS | ALLEN HS

Career Stats

SEASON	GP	G	A	Pts	Shots	Shot%	SOG	SOG%	GW	PK-Att
2019	16	11	5	27	36	.306	23	.639	3	0-0
TOTAL	16	11	5	27	36	.306	23	.639	3	0-0

2019

Earned a spot on the United Soccer Coaches All-West Region Third Team ... Named Summit League Newcomer of the Year ... Was listed on the All-Summit League First Team and Newcomer Team ... Awarded Summit League Player of the Week on September 3 ... Scored three game winning goals on the season against Purdue Fort Wayne, Eastern Illinois and Central Arkansas ... Recorded 11 goals, five assists and a .639 shot-on-goal percentage.

PERSONAL

Son of Will and Dorie Berry ... Chose ORU because he felt the culture of the program is fantastic and was the best fit for him ... Expected to major in finance ... Favorite pro team is Manchester United.

PRIOR TO ORU

Was a 2018 Region III Tournament finalist ... Won state championships in 2015 and 2016 ... Named newcomer of the year and first team all-district as a sophomore ... Team captain, program MVP and first team all-district member as a junior ... Participated in the Dallas Cup four consecutive years.





#10 JORGE BARRIENTOS

FORWARD | 5-6 | SR. | MESQUITE, TEXAS | WEST MESQUITE HS

Career Stats

SEASON	GP	G	A	Pts	Shots	Shot%	SOG	SOG%	GW	PK-Att
2017	16	2	1	5	11	.182	5	.455	0	0-0
2018	16	2	0	4	11	.182	7	.636	2	0-0
2019	11	0	0	0	6	.000	0	.000	0	0-0
TOTAL	43	4	1	9	28	.121	12	.363	2	0-0

2019

Played in 11 games in his junior season ... Recorded six shots with two against Drake.

2018

Competed in 16 games during the season and made 13 starts ... Scored game winning goals against UNLV and Valparaiso.

2017

Played in 16 games his freshman season and started in 14 games ... Recorded two goals, one assist and five points in 1,232 minutes of play ... Took 11 shots with five on goal.

PRIOR TO ORU

Played soccer at West Mesquite High School ... Competed

with the Dallas Texans Soccer Academy.

PERSONAL

Son of Jesus Barrientos and Manuela Garcia ... Chose ORU because he felt the men's soccer team was family.





2020 MEN'S SOCCER MEDIA GUIDE



#11 JUAN ARIAS

DEFENDER | 5-8 | SR. | CALI, COLOMBIA | NE TEXAS CC

Career Stats

SEASON	GP	G	A	Pts	Shots	Shot%	SOG	SOG%	GW	PK-Att
2019	12	6	1	13	22	.273	15	.682	1	0-0
TOTAL	27	10	1	21	54	.185	29	.537	3	0-0

2019

Named to the All-Summit League First Team and All-Newcomer Team ... Started in eight of his 10 games played ... Scored four goals on the season with a brace against Purdue Fort Wayne ... Recorded four assists with 659 minutes played ... Named Summit League Player of the Week on September 30.

PRIOR TO ORU

Transferred from Northeast Texas Community College ... Led his team to a 17-3-2 record under head coach Dean Johnson.

PERSONAL

Son of Diego Alberto Arias and Claudia Isabel Alvarez ... Chose ORU because it aligns with his principles and values ... Expected to major in health and exercise science ... Favorite pro team is FC Barcelona.





#12 DANTE BRIGIDA

FORWARD | 5-6 | SR. | EDMOND, OKLA. | EDMOND SANTA FE HS

Career Stats

SEASON	GP	G	A	Pts	Shots	Shot%	SOG	SOG%	GW	PK-Att
2017	15	4	0	8	32	.125	14	.438	2	0-0
2018	12	6	1	13	22	.273	15	.682	1	0-0
2019	16	11	2	24	44	.250	23	.523	5	1-1
TOTAL	43	21	3	45	98	.216	52	.547	8	1-1

2019

Selected to the United Soccer Coaches All-West Third Team ... Named to the All-Summit League First Team ... Recorded five game winning goals on the season ... Scored 11 goals with two against SIUE ... Made the game winning penalty kick against Houston Baptist ... Was Summit League Athlete of the Month in September ... Was a two-time Summit League Player of the Week selection ... Awarded a spot on College Soccer News' National Team of the Week on October 21 ... Earned a spot on the All-Summit League Academic Team.

2018

Earned a spot on the All-Summit League Second Team ... Named to the All-West Region Third Team ... Played in 12 games and made 10 starts ... Scored six goals with one being a game winner against Gonzaga ... Recorded a hat trick in the team's 5-1 win over Gonzaga ... Named Summit League Offensive Player of the Week on September 17.

2017

Named to the Summit League All-Newcomer Team ... Started in 14 of his 15 games played ... Recorded 1,164 minutes of playing time ... Scored four goals and tallied eight points ... Had 14 shots on goal off of 32 shots ... Scored two game winning goals during the season.

PRIOR TO ORU

Played soccer at Edmond Santa Fe High School ... Competed with OFC 99 club team ... Was the OFC club top scorer ... Won the Oklahoma State Championship in 2011, 2012, 2014 and 2016 ... Won the Disney Showcase in 2016.

PERSONAL

Son of James and Patty Brigida ... Chose to play at ORU because of the soccer program itself, the proximity to home and the coaches.





#15 JOEY SOEDER

MIDFIELDER | 5-11 | R-SR. | CARY, N.C. | WINTHROP UNIVERSITY

Career Stats

SEASON	GP	G	A	Pts	Shots	Shot%	SOG	SOG%	GW	PK-Att
2019	1	0	0	0	0	.000	0	.000	0	0-0
TOTAL	1	0	0	0	0	.000	0	.000	0	0-0

2019

Played in one game for 12 minutes against Houston Baptist.

PRIOR TO ORU

Transferred to ORU from Winthrop ... Qualified for the USSDA Playoffs ... Played against Malaga in MIC in Spain.

PERSONAL

Son of Thomas and Margaret Anne Soeder ... Expected to major in marketing ... Chose ORU because of the strong soccer program and the ability to grow spiritually.





#17 JOSE "LALO" CASTRO

MIDFIELDER | 5-6 | SR. | BENTONVILLE, ARK. | BENTONVILLE HS

Career Stats

SEASON	GP	G	A	Pts	Shots	Shot%	SOG	SOG%	GW	PK-Att
2017	13	1	2	4	14	.071	3	.214	1	0-0
2018	12	0	0	0	6	.000	3	.000	0	0-0
2019	17	1	2	4	8	.125	2	.250	1	0-0
TOTAL	42	2	4	8	28	.065	8	.154	2	0-0

2019

Named to the All-Summit League Second Team ... Played in all 17 games and made 11 starts ... Scored the game winning goal against SIUE ... Recorded two assists in 951 minutes of play.

2018

Started in 11 of his 12 games played ... Tallied six shots on the season.

2017

As a freshman, played in 13 matches and started in 11 ... Competed for a total of 1,051 minutes and scored one goal ... Recorded two assists and four points and had one game winning goal.

PRIOR TO ORU

Played high school soccer at Bentonville High School ... Competed with the USYSS Region III ODP travel team, Arkansas Comets 99 Premier and FC Dallas Youth Academy club teams ... Won the National Championship with FC Dallas in 2016 ... Won the 2015 Arkansas Class 7A State Championship.

PERSONAL

Son of Greg and Carrie Shultz ... Chose ORU because he will be able to receive a great college education while playing Division I soccer ... Favorite pro team is FC Barcelona.





2020 MEN'S SOCCER MEDIA GUIDE



#18 GREG LOPEZ

DEFENDER | 6-0 | SO. | MCKINNEY, TEXAS | MCKINNEY HS

Career Stats

SEASON	GP	G	A	Pts	Shots	Shot%	SOG	SOG%	GW	PK-Att
2019	-	-	-	-	-	-	-	-	-	-
TOTAL	0	0	0	0	0	.000	0	.000	0	0-0

2019

Did not participate during the season.

PRIOR TO ORU

Was a First Team All-District 6-6A defender in 2018 ... Co-Defensive MVP for McKinney High School ... Appeared in the 2016 Dallas Cup Finals and 2018 Quarterfinals ... Team was the 2018 Area Champions.

PERSONAL

Son of Ismael and Jacqueline Lopez ... Expected to major in biomedical engineering ... Chose ORU because of the engineering and soccer programs along with wanting to grow spiritually.





#19 WANES HOBAT

DEFENDER | 5-6 | SR. | CONCORDIA, KAN. | CLOUD CITY CC

Career Stats

SEASON	GP	G	A	Pts	Shots	Shot%	SOG	SOG%	GW	PK-Att
2019	17	0	2	2	5	.000	2	.400	0	0-0
TOTAL	17	0	2	2	5	.000	2	.400	0	0-0

2019

Earned spots on the All-Summit League Second Team and All-Newcomer Team ... Started and played in all 17 games ... Recorded two assists on the season.

PRIOR TO ORU

Won the conference championship in 2017 and 2018 ... Named player of the week twice during the 2018 season ... Recorded two goals and 13 assists.

PERSONAL

Son of Alex and Marie-Denise Hobat ... Chose ORU because he felt like it was the best choice for the future of his life ... Expected to major in business ... Favorite pro team is Manchester United.





#20 PHOENIX IBANEZ

FORWARD | 5-8 | SO. | FRISCO, TEXAS | FRISCO HS

Career Stats

SEASON	GP	G	A	Pts	Shots	Shot%	SOG	SOG%	GW	PK-Att
2019	-	-	-	-	-	-	-	-	-	-
TOTAL	0	0	0	0	0	.000	0	.000	0	0-0

2019

Did not participate in the 2019 season.

PRIOR TO ORU

Competed with FC Dallas in Ireland and England ... Won five Dallas Cups and four State Cup Finals ... Scored 12 goals his senior year at Frisco High School ... Was the District 9-5A runner up.

PERSONAL

Son of Dante and Vanessa Ibanez ... Expected to major in business administration ... Chose ORU because of the academic and athletic programs along with it being a Christian university.





#21 BRANDEN BRUS

DEFENDER | 5-11 | R-SR. | YUKON, OKLA. | YUKON HS

Career Stats

SEASON	GP	G	A	Pts	Shots	Shot%	SOG	SOG%	GW	PK-Att
2016	4	0	1	1	0	.000	0	.000	0	0-0
2017	4	0	0	0	0	.000	0	.000	0	0-0
2018	1	0	0	0	0	.000	0	.000	0	0-0
2019	-	-	-	-	-	-	-	-	-	-
TOTAL	9	0	1	1	0	.000	0	.000	0	0-0

2019

Did not appear in any matches.

2018

Saw action in the team's 3-0 win at Incarnate Word.

2017

Appeared in four matches during the 2017 campaign.

2016

Appeared in four games during the 2016 season ... Recorded one assist and one point, while playing a total of 72 minutes.

Prior to ORU

Played soccer at Yukon High School under Head Coach

Timothy Pounds ... Played varsity soccer all four years ... Also a four-year starter for the football team.

Personal

Son of Brady and Angie Brus ... Chose ORU over Oklahoma Baptist and Ouachita Baptist ... Favorite pro team is Liverpool FC ... Majors in pre-physical therapy.





#22 KYLE CAREY

MIDFIELDER | 5-7 | JR. | RANCHO SANTA MARGARITA, CALIF. | LOYOLA MARYMOUNT

Career Stats

SEASON	GP	G	A	Pts	Shots	Shot%	SOG	SOG%	GW	PK-Att
2019	-	-	-	-	-	-	-	-	-	-
TOTAL	0	0	0	0	0	.000	0	.000	0	0-0

2019

Did not compete in 2019.

PRIOR TO ORU

Transferred to ORU from Loyola Marymount ... A dual-sport athlete in high school in Cross Country and Track ... Was the MVP in the Trinity League as a junior ... As a senior, was the Offensive MVP in the Trinity League.

PERSONAL

Son of Joseph and Michele Carey ... Expected to major in business ... Chose ORU because of the soccer program.





#23 NATHAN DOMINGUEZ

DEFENDER | 5-9 | SO. | ROWLETT, TEXAS | SACHSE HS

Career Stats

SEASON	GP	G	A	Pts	Shots	Shot%	SOG	SOG%	GW	PK-Att
2019	-	-	-	-	-	-	-	-	-	-
TOTAL	0	0	0	0	0	.000	0	.000	0	0-0

2019

Did not appear in any matches.

PRIOR TO ORU

Appeared in the Dallas Cup Finals and Regional Finals ...
Was area champions with Sachse High School ... Scored 10 goals and recorded four assists as a senior.

PERSONAL

Son of Jorge and Alejandra Dominguez ... Expected to major in engineering ... Chose ORU because after his first visit he knew that's where God wanted him to be.





2020 MEN'S SOCCER MEDIA GUIDE



#24 MAX ROETCISOENDER

MIDFIELDER | 5-8 | JR. | MISSION VIEJO, CALIF. | MISSION VIEJO HS

Career Stats

SEASON	GP	G	A	Pts	Shots	Shot%	SOG	SOG%	GW	PK-Att
2018	14	0	1	1	3	.000	1	.333	0	0-0
2019	16	0	2	2	5	.000	1	.200	0	0-0
TOTAL	30	0	3	3	8	.000	2	.266	0	0-0

2019

Appeared in 16 games and made six starts ... Recorded two assists on the season and played 880 minutes.

2018

Started in 13 of his 14 games played ... Recorded his first career assist against Eastern Illinois.

PRIOR TO ORU

Played high school soccer for Mission Viejo High School ... Led his team to the second round of the CIF his senior season ... Captain of his team as a senior ... Was the 2018 offensive player of the year ... Recorded five goals and eight assists in his final season in high school.

PERSONAL

Son of Todd and Yolanda Roetcisoender ... Majors in engineering ... Was recruited by Cornell, Davidson and Westminster ... Chose ORU because he loved the visit and felt he could see himself getting an education while playing soccer.





#25 CJ RUMLEY

DEFENDER | 5-10 | JR. | GLENPOOL, OKLA. | GLENPOOL HS

Career Stats

SEASON	GP	G	A	Pts	Shots	Shot%	SOG	SOG%	GW	PK-Att
2018	-	-	-	-	-	-	-	-	-	-
2019	-	-	-	-	-	-	-	-	-	-
TOTAL	0	0	0	0	0	.000	0	.000	0	0

2019

Did not participate in the 2019 season.

2018

Did not appear in any matches.

PRIOR TO ORU

Played soccer at Glenpool High School and was the 2016 and 2017 class 4A and 5A district champions ... Was three-time all-district, three-time MVP, a four-year captain and an all-state participant ... Recorded 38 goals, 49 assists and was the single season assist record holder.

PERSONAL

Son of Steve and Vickie Rumley ... Majors in mechanical engineering ... Chose ORU because it was close to home ... Favorite pro team is Manchester United.





#26 JACEK NICKOWSKI

FORWARD | 5-8 | SO. | BALDWIN, WIS. | BALDWIN-WOODVILLE HS

Career Stats

SEASON	GP	G	A	Pts	Shots	Shot%	SOG	SOG%	GW	PK-Att
2019	-	-	-	-	-	-	-	-	-	-
TOTAL	0	0	0	0	0	.000	0	.000	0	0

2019

Did not appear in any matches.

PRIOR TO ORU

Won the conference championship in 2017 and 2018 ... Was on the 2018 regional and sectional championship team ... State semifinalist in 2018 ... Broke the Wisconsin state record for most goals in a single season ... Set new Wisconsin state record for total points scored in a single season ... During his high school career scored a total 135 goals and tallied 74 assists.

PERSONAL

Son of Krzysztof and Jennifer Nickowski ... Chose ORU because he felt it was a great fit academically and a proper fit for soccer ... Expected to major in health and exercise science ... Favorite pro team is Arsenal.





#27 EUGENE QUAYNOR

DEFENDER | 6-1 | JR. | ACCRA, GHANA | UNIVERSITY OF GHANA

Career Stats

SEASON	GP	G	A	Pts	Shots	Shot%	SOG	SOG%	GW	PK-Att
2019	17	1	2	4	12	.083	5	.417	0	0-0
TOTAL	17	1	2	4	12	.083	5	.417	0	0-0

2019

Saw action in all 17 games and made four starts ... Scored one goal on the season against Purdue Fort Wayne ... Recorded four assists with three against the Mastodons ... Had a .417 shot-on-goal percentage ... Received 848 minutes of playing time.

PERSONAL

Son of Daniel Quaynor and Hasila Haruna ... Expected to major in sports management ... Chose ORU because it is a Christian school and wanted to grow in sports in a Christ-like way.

PRIOR TO ORU

Transferred to ORU from the University of Ghana ... Finished third in the GUSA league ... Won the high school championship tournament with Oyoko Methodist High School.





#29 SIMON RODRIGUEZ

GOALKEEPER | 5-10 | R-SR. | ARMENIA, COLOMBIA | CORAL GABLES HS

Career Stats

SEASON	GP	Min.	GA	GAAvg	Saves	Save%	W	L	T	Sho
2018	-	-	-	-	-	-	-	-	-	-
2019	-	-	-	-	-	-	-	-	-	-
TOTAL	0	0	0	.000	0	.000	0	0	0	0

2019

Did not participate in the 2019 season.

2018

Did not appear in any matches.

PRIOR TO ORU

From Armenia, Colombia, where he learned how to play goalkeeper ... Attended Coral Gables High School.

PERSONAL

Chose ORU because it was a good fit and knew he could come play goalie.





#4 NATHAN NDOMBA

DEFENDER | 6-0 | JR. | PARIS, FRANCE | IOWA LAKES CC

PRIOR TO ORU

Transferred to ORU from Iowa Lakes Community College ... Competed in the ICCAC and went 13-4-1 ... Named ICCAC Defensive MVP in 2019 ... Listed 2019 All-Region by United Soccer Coaches ... Recorded three goals total during his time at Iowa Lakes CC.

PERSONAL

Son of Jeff and Myriam Ndomba ... Chose ORU because of the possibility to combine personal and spiritual growth ... Expected to major in business.



#8 KARIM DIAO

MIDFIELDER | 5-7 | JR. | BORDEAUX, FRANCE | NE TEXAS CC

PRIOR TO ORU

Transferred to ORU from Northeast Texas Community College ... Named NTCC MVP - First Team ... Honored with an All-Conference First Team selection.

PERSONAL

Son of Fatou Sane and Oumar Diao ... Chose ORU because of the program and the coaches ... Expected to major in communications.



#14 SOSHI FUJIOKA


DEFENDER | 5-7 | SO. | KODAIRA, TOKYO | NE TEXAS CC

PRIOR TO ORU

Transferred to ORU from Northeast Texas Community College ... Finished second in conference.

PERSONAL

Son of Takashi and Shiki Fujioka ... Plans to major in health and physical education ... Chose ORU because of the good academic programs and believes in getting good results with ORU men's soccer.



#16 FRANCISCO LOPEZ

DEFENDER | 5-7 | SO. | TULSA, OKLA. | NOC-TONKAWA

PRIOR TO ORU

Transferred from NOC-Tonkawa ... State Champion in 2018 with an undefeated 18-0 season in high school at Union HS in Tulsa ... Went 16-2 and was state runner-up in 2019 ... Named team MVP and best on/off the pitch player.

PERSONAL

Son of Javier Lopez and Hilda Ayala ... Chose ORU because he loved the atmosphere and it was close to home ... Expected to major in sports management ... Favorite pro team is Real Madrid.



#28 SHANE ANDERSON

MIDFIELDER | 5-9 | FR. | FRISCO, TEXAS | FRISCO HS

PRIOR TO ORU

Named First Team All-District in 2019 ... Made First Team All-State in 2019 ... Played for FC Dallas and scored 31 goals in 43 games ... Recorded 22 assists ... Managed 12 goals and eight assists in 22 games at Frisco High School.

PERSONAL

Son of Steve and Sandra Anderson ... Chose ORU because the school and students are nice and welcoming ... Favorite pro team is FC Barcelona.



#30 LOGAN CAMPBELL

GOALKEEPER | 5-11 | SO. | TULSA, OKLA. | JOHN BROWN UNIVERSITY

PRIOR TO ORU

Competed in 126 minutes of action at JBU and did not allow a goal ... Won the Oklahoma Class 6A State Championship at Union High School.

PERSONAL

Son of Tracy and Tina Campbell ... Plans to major in engineering.



#31 TATE FARLEY

MIDFIELDER | 5-9 | FR. | OWASSO, OKLA. | OWASSO HS

PRIOR TO ORU

Scored the game winner to send team to playoffs ... Made ECNL All-Conference in 2017 and 2018 ... Earned All-District honors in 2017, 2018 and 2019 ... Named 2019 Varsity MVP ... Made Academic All-Conference three-straight years.

PERSONAL

Son of Jennifer Farley and the late Shane Farley ... Chose ORU because of the culture of the team and wanted to continue growing his faith ... Expected to major in communications ... Favorite pro team is Manchester United.



#33 DANIEL GORNELL

MIDFIELDER | 5-9 | FR. | OMAHA, NEB. | MILLARD WEST HS

PRIOR TO ORU

A three-time letterwinner under head coach Juan Aguirre ... Two-time All-State Honorable Mention ... Was a 2019 State Cup Best XI ... Three-time Nebraska State Cup Champion.

PERSONAL

Son of Danny and Suzanne Gornell ... Sister Anna was a four-year letterwinner for ORU women's soccer and team captain ... Sister Nicole is currently on the women's soccer roster as a junior ... Chose ORU because he felt it was the best environment to grow in faith and continue academics and athletics ... Expected to major in computer information technology/computer science.



RYAN BUSH
HEAD COACH, 8TH SEASON



2020 MEN'S SOCCER MEDIA GUIDE



RYAN BUSH

HEAD COACH | 8TH SEASON | 50-55-16

Coach Ryan Bush is in his 17th season of coaching at ORU. Bush has been a staple in the soccer programs at Oral Roberts University since he arrived on campus as a player in 2001. Bush has pushed the women's and men's sides to garner regional and national recognition. Named Summit League Coach of the Year in 2019, Bush led the Golden Eagles to a regular season title for the first time since 2014. During the 2019 season, ORU ranked as high as 20th in the United Soccer Coaches

national poll. During Bush's first six years on the men's side (2013-2018), the program achieved its five best consecutive seasons in program history. It finished as conference champs or conference runners-up 2013-2015. The men's team also broke a program record for the least amount of goals allowed in a season (2013). Bush led the side to finish regionally ranked in 2014. In 2013, Bush placed Johnny Chavez in the Major League Soccer draft, a first for the program, additionally 2 more players were placed in the Major League Soccer Draft in 2014 (Marco Hernandez) and 2015 (Tarik Salkicic). Under Bush's leadership former assistant coach Mac Orr went on to become the youngest professional soccer coach in the country after working under Bush for 2 seasons (assistant coach at Tulsa Roughnecks USL 2015-2016).

When Bush left the women's side in 2012 the team had achieved the second most wins in program history and notched some of the biggest wins in history. They achieved the highest RPI ranking to date (2012), at the time. Bush's second recruiting class upon graduation would go onto become the most successful and decorated class in program history.

Under his leadership he has implemented an overall culture change with an emphasis on spiritual and character development. The men's team has seen massive improvement in graduation rates and overall grade point averages. Bush's implementation of character and personal growth programs have proven effective both on and off the field.

Prior to moving to the men's side, Bush led the ORU women's team from 2007-2012. That same year the team set records for most shutouts and least number of goals allowed. In five years in charge, Bush developed two Conference Newcomer of the Year Award winners along with three Academic All-Americans and numerous other all-conference players. In 2012 the team went on to win 12 games which stands as the 2nd most in program history. Bush led the women to some of the biggest wins in history gaining national recognition.

Bush holds his USSF B National License and has received Master's Degrees in Non-Profit Management and Business Administration.

Bush resides in Jenks, Oklahoma, with his wife Rachel and their two sons Ryan Paul JR (RJ) and Noah.

THE BUSH FILE

COACHING EXPERIENCE

Men's Head Coach, Oral Roberts

2013-Present

Women's Head Coach, Oral Roberts

2008-2013

Men's Assistant Coach, Oral Roberts

2004-08

Head Coach - Varsity Girls

Cascia Hall HS (Tulsa, Okla.)

2003-04

PLAYING CAREER

Oral Roberts, 2001-02

Mid-Continent Regular Season

Champions (2001)

Bacone College, 1999-2000

NJCAA Regional Finalist (2000)

MISCELLANEOUS

Hometown: Sand Springs, Okla.

High School: Charles Page High School

Alma Mater: Oral Roberts, 2003

BUSH VS.

Bacone	1-0-0
Bradley	0-1-0
Buffalo	0-1-0
Cal Baptist	1-0-0
Central Arkansas	5-4-1
Denver	1-8-0
Drake	2-0-0
Eastern Illinois	4-2-1
Gonzaga	1-1-0
Grand Canyon	1-1-0
Houston Baptist	3-2-2
Incarnate Word	7-2-1
IUPUI	2-0-2
Kansas City	1-1-0
Loyola-Marymount	0-1-0
Memphis	0-2-0
Michigan State	1-0-0
Mid-America Christian	0-0-1
Missouri State	2-4-4
Northern Kentucky	1-0-0
Omaha	3-4-1
Purdue Fort Wayne	4-3-0
Rogers State	1-0-0
Rutgers	0-1-0
Saint Louis	0-1-0
Saint Mary's	0-1-0
SIUE	2-0-0
SMU	0-4-0
Tulsa	0-4-1
UC Irvine	1-0-0
UNLV	1-1-0
Valparaiso	2-0-0
Washington	0-1-0
Western Illinois	3-5-1
Wisconsin	0-0-1

Total 50-55-16



Chris Taylor

**Assistant Coach
6th Season**

PHONE: (918) 495-6802 | EMAIL: chtaylor@oru.edu

Chris Taylor joined the ORU men's soccer program in July 2015. Taylor was the 22nd overall pick in the MLS Draft by the Portland Timbers, after a tremendous career at the University of Tulsa.

A defender in his playing days, Taylor works with all aspects of the team including recruiting, team travel and scouting, while also helping in all day-to-day operations.

Taylor started 14-of-16 MLS Reserve League matches and led the Timbers reserve squad with 855 minutes played in 2011. He also played in exhibitions against the English Premier League's West Bromwich Albion, while also seeing action against Club América and AFC Ajax.

Taylor was a four-year letterwinner

for the Golden Hurricanes. During his career at Tulsa, he started 81 of 82 matches. He scored eight goals, four of which were game-winners, and added 17 assists for 33 points from his defender position. Taylor picked up All-Conference USA accolades as a sophomore, junior and senior, and was tabbed to the All-Freshman team. He also was a two-time NSCAA All-Midwest Region selection.



Brian McCurdy

**Assistant Coach
3rd Season**

PHONE: (918) 495-6802 | EMAIL: bmccurdy@oru.edu

Brian McCurdy joined the ORU men's soccer staff in July 2018 after a stint as a volunteer assistant coach at the University of Tulsa in 2017.

McCurdy coached for two seasons at Bacone College (2015-16), posting a 12-18-1 overall mark and advancing to the Sooner Athletic Conference tournament in 2016. He led Bacone to the first winning season in 12 years in 2016.

Prior to Bacone, McCurdy served as the Head Coach at Union High School (2014) and Bixby High School (2009-14), leading his teams to the state playoffs in five of the six seasons.

McCurdy also served as an assistant coach with the Tulsa Athletics (2014-15, 2017-2018), which are a member of the NPSL.

McCurdy was a four-year letterwinner at Tulsa (2003-07), starting 53 of 66 career contests. He tallied two goals and five assists for nine points, while attempting 34 shots from his midfield position. During his career, TU won the 2007 Conference USA Championship and advanced to the NCAA Elite Eight during the 2004 season before falling to eventual National Champion Indiana.

McCurdy has a USSF National D-License. He earned his bachelor's degree in communication from Tulsa in 2007.



Levi Coleman

**Volunteer Assistant
2nd Season**

Levi Coleman joined the ORU staff before the 2019 season. Coleman is also the Director of Coaching at the Tulsa Athletic Academy and Blitz United Soccer Club. Prior to joining

PHONE: (918) 495-6802 |

the ORU staff, he was the Assistant Coach for the Tulsa Athletic (NPSL) in 2018-19 and a national semifinalist in 2019. He was also the head coach for the Tulsa Athletic U20 (UPSL) and won the Conference/Region in 2019-20.

He was on the ODP Coaching Staff for 5 years as well as head coach of Booker T. Washington High School Boys Soccer from 2016-17. Prior to, he was the Union High School assistant coach 2014-16 where he helped the team to the state finals in 2016.

He played two years professionally in the USL winning the USL Championship in 2010. He played four years professionally indoor for the Kansas City Comets and the Tulsa Revolution. Coleman was the all-time leading goal scorer for Tulsa Athletic (NPSL).



Nathan Garza

**Strength & Conditioning
3rd Season**

PHONE: (918) 495-7138 | EMAIL: ngarza@oru.edu

ORU alumnus and former Golden Eagle baseball player Nathan Garza joined the ORU Sports Performance staff June 1, 2018, after stints at both North Dakota State and Georgia Southern.

In one year at Georgia Southern, Garza was directly responsible for the year round training programs for softball, swimming and diving, and women's tennis.

Prior to his year in Statesboro, Georgia, Garza was at North Dakota State University as a paid intern for NDSU Athletic Performance where he assisted in the implementation of training programs for all Olympic sports.

After graduating from ORU, Garza served as a strength and conditioning

intern for the Golden Eagles during the summer of 2016.

The native of Humble, Texas, was a pitcher on the ORU baseball team from 2011-2016.

Garza earned his bachelor's degree from ORU in the spring of 2016 in sports management.

Garza is a Certified Strength and Conditioning Specialist (CSCS) through the National Strength and Conditioning Association (NSCA). He also is CPR/AED certified.



Victoria Marquez

**G.A. Athletic Trainer
2nd Season**

PHONE: (918) 495-6806 | EMAIL: vgmarqu2@oru.edu

Victoria Marquez joined the ORU Athletic Training staff as a graduate assistant in the summer of 2019. Marquez will primarily work with the men's soccer program.

She came to ORU after graduating from the University of New Mexico in May 2019 with a Bachelor of Science degree in Athletic Training. With the Lobos program, Marquez worked with the football, soccer, track & field and women's basketball programs.

also assisted at the Gildan New Mexico Bowl in December 2016.

She is a member of the National Athletic Trainers' Association and is certified by the American Heart Association in first aid and CPR.

Marquez has experience with XMED, Inc. in San Antonio, Texas, where she worked with the XMED Inc. medical staff at the Red Bull Last Stand. She also has experience working the USA Track & Field Championships in October 2018. In February 2016, she was a part of the athletic training staff for the Mountain West Indoor Track & Field Championships. She



Jarrett Hardwick

**Director of Athletic Comm.
5th Season**

PHONE: (918) 495-7094 | EMAIL: jhardwick@oru.edu

women's tennis. Prior to joining the Golden Eagles, Hardwick served as Director of Communications at Will Rogers United Methodist Church in Tulsa.

As an undergraduate, Hardwick spent one year as a student assistant with the athletic media relations department at Oklahoma State University. While at OSU, Hardwick worked media operations for all OSU's 14 varsity sports. He worked especially close with the women's basketball program serving on the statcrew.

baseball, basketball and track and field. In 2019, he was the Summit League Tennis Championship media coordinator.

A native of Tulsa, Oklahoma, Hardwick graduated from Union High School in May 2011. He then continued his education at Oklahoma State University and graduated with a bachelor of arts degree in sports media with a strategic communications emphasis in July 2015. In August 2020, he earned a master's in business administration from Oral Roberts University. He is a member of CoSIDA.

Hardwick has worked media operations for various Summit League, Big 12 Conference and NCAA events. Most notably, the 2015 College Football Playoff Semifinal at the Goodyear Cotton Bowl Classic and the 2017 Women's Final Four. With the Golden Eagles, Hardwick has been to multiple Summit League Championships such as

Jarrett Hardwick was named Director of Athletic Communications in June 2019 after joining the Oral Roberts staff in August 2016 as Assistant Director. Hardwick serves as the primary media contact for men's soccer, women's basketball, men's and women's golf and men's and



2020 MEN'S SOCCER MEDIA GUIDE



MIKE CARTER

Athletic Director | 27th Season | Oklahoma State (1970)

Mike Carter has been the Director of Athletics at Oral Roberts University since Nov. 1, 1994 after practicing business and sports law in Tulsa for 21 years. Carter was the chair of the NCAA Division I Men's Golf Committee in 2002 and 2003 and after serving as a volunteer for the next eight years has been recently reappointed to the Committee and has once again been named Chair of the Committee. He was the chair of the Summit League Joint Council of athletic directors and senior women's administrators and served on the Conference's Executive Committee after having chaired the Championships, Men's Basketball and Baseball Committees. For five years, he served on the Executive Committee of the NCAA Division I-AAA Athletic Directors Association and was the chair of the Awards Committee. In 2012, he was named the NCAA Division I Athletic Director of the Year for the Central Region.

Over the last 25 years as members of The Summit League and the Southland Conference, the Golden Eagles have captured nine Commissioner's Cups winning 152 Regular Season & Tournament Championships and sending 83 teams to NCAA Tournaments in addition to multiple NIT and other post season appearances. The programs produced 100 All-Americans, 1,389 All-Conference selections, 1,310 Academic All-Conference selections, 148 Players of the Year and three NCAA Champions.

In 2008, Andretti Bain won the NCAA Men's Indoor and Outdoor 400 meter Championships and collected a silver medal at the 2008 Olympics as part of the Bahamas' 4 x 400 meter relay team. ORU student athletes have had an overall G.P.A. of 3.0 or better for 22 of the last 23 seasons.

While at ORU, Carter has created the ELI Academic Learning Center and directed many other facility upgrades, including construction and/or improvement of the volleyball, baseball, basketball and soccer facilities. New locker rooms, playing surfaces, sound systems, signage, and additional seating have assured



THE MIKE CARTER ERA

CONFERENCE CHAMPIONSHIPS

Volleyball	1997, 1998, 1999, 2000, 2001, 2002, 2006
Baseball	1998, 1999, 2000, 2001, 2002, 2003, 2004, 2005, 2006, 2007, 2008, 2009, 2010, 2011, 2012, 2015, 2016, 2017, 2018
Women's Tennis	1998, 1999, 2000, 2001, 2002, 2007, 2008, 2009, 2012
Men's Tennis	1998, 2001, 2002, 2003, 2004, 2005, 2006, 2007, 2008, 2009, 2010
W. Indoor T&F	2000, 2001, 2002, 2005, 2006, 2007
M. Indoor T&F	1998, 1999, 2001, 2002, 2003, 2005, 2006
W. Outdoor T&F	2002, 2006
M. Outdoor T&F	2003
Women's Soccer	1999, 2000, 2002, 2004
Men's Soccer	1999, 2001, 2004, 2014, 2019
Women's Basketball	1999, 2001, 2005, 2007, 2008, 2010, 2011, 2013
Men's Basketball	1999, 2005, 2006, 2007, 2008, 2012
Women's Golf	1998, 1999, 2000, 2001, 2002, 2003, 2004, 2005, 2006, 2007, 2008, 2009, 2010, 2011, 2012
Men's Golf	1998, 1999, 2000, 2001, 2002, 2003, 2009, 2010
Women's Cross Country	2005, 2006

POSTSEASON HONOR ROLL

All-Conference Selections	1,326
Academic All-Conference Selections	1,430
Conference Players of the Year	151
All-Americans	100
Conference Coaches of the Year	79
Conference Newcomers of the Year	59
Conference Student-Athletes of the Year	6
Olympians	4
NCAA National Champions	3

ORU that its athletic facilities can rival most NCAA Division I universities. Carter also created an ORU Athletics Hall of Fame display in the North Lobby of the Mabee Center. The ONEOK Sports Complex opened in 2017 as the first on-campus track facility in school history also featuring six tennis courts.


He serves as a member of the CureSearch for Childhood Cancer Board of Trustees and Tulsa Sports Commission Executive Committee. He and his wife, Paula, are the Trustees of the Scott Carter Foundation which raises funds for children's cancer research. Carter is a past director of Leadership Tulsa, Operation Aware, the Oklahoma Golf Association, Theater Tulsa, NABC Coaches vs. Cancer Board of Advisors, Southern Hills Country Club Board of Governors and served on the Mayor's Vision 2025 Recreation and Leisure Committee.

After receiving his B.S. degree from Oklahoma State University in 1970, Carter obtained a J.D. degree from the University of Tulsa College of Law in 1972. He and Paula have been married 43 years and are members of First United Methodist Church where Carter is on its Executive Committee. They have two grown children, Lizz and Cason and three grandsons. Their son Scott died in 1993 of childhood cancer.

2020 MEN'S SOCCER MEDIA GUIDE



Ryan Folmar
Head Baseball Coach
9th Season



Tim Johnson
Deputy Athletic Director
6th Season

PHONE DIRECTORY

Main Athletics Line	918-495-7151
Tickets	918-495-70RU
Athletic Communications	918-495-6646
Compliance	918-495-7095
Men's Basketball	918-495-7153
Women's Basketball	918-495-7153
Baseball	918-495-7130
Volleyball	918-495-7328
Golf	918-495-7627
Men's Soccer	918-495-6817
Women's Soccer	918-495-6830
Men's Tennis	918-495-7822
Women's Tennis	918-495-6823
Track & Field	918-495-7251



Misti Cussen
Head Women's Basketball Coach
9th Season



Scott Williams
Sr. Assoc. AD/Internal Operations
7th Season



Lance Watson
Head Men's & Women's Golf Coach
21st Season



Rhonda Fowler
Sr. Assoc. AD/Finance/SWA
36th Season



Paul Mills
Head Men's Basketball Coach
3rd Season



Scott Higgins
Sr. Assoc. AD/Revenue Generation
21st Season



Roger Bush
Head Women's Soccer Coach
8th Season



Kyle Jones
Associate AD/Academics
15th Season



Jenny Parker
Sr. Administrative Asst.
1st Season



Mark Milner
Director of Men's & Women's Tennis
9th Season



Scott Slarks
Assistant AD/Communications
5th Season



Terry Unruh
NCAA Faculty Representative
41st Season



Joe Dial
Head Track & Field Coach
26th Season



John Joslin
Director of Sports Medicine
13th Season



Emily Murphy
Compliance Coordinator
3rd Season




Frank Craig III
Head Volleyball Coach
1st Season



Melissa Medley
Assistant Athletic Trainer
2nd Season




Wesley Leander
Director of Athletic Ticket Sales
3rd Season



Ashtin Meerpohl
Asst. Director of Sports Performance
3rd Season



Jack Duffy
Assistant Athletic Trainer
2nd Season



Helen Erb
Director of Academics
6th Season



Tyler Beckman
Asst. Director of Sports Performance
6th Season




Stacey Williams
Business Manager
10th Season



Sierra Beall
Director of Academics
1st Season



Nathan Garza
Asst. Director of Sports Performance
3rd Season



Bobby Baehr
Executive Dir./Golden Eagle Club
4th Season



Debbie Gimlin
Assistant Dir./Golden Eagle Club
10th Season





2020 MEN'S SOCCER MEDIA GUIDE

2019 OVERALL STATISTICS



2019-20 Oral Roberts Men's Soccer Combined Statistics All games

Page 1/1
as of May 18, 2020

Date	Opponent		Score	Att.
08/30/2019	Drake	W	4-1	628
09/02/2019	Kansas City	W	2-1	476
09/06/2019	at LMU (CA)	L	0-2	196
09/08/2019	at California Baptist	W	1-0	176
09/13/2019	Houston Baptist	W	4-1	563
09/15/2019	Valparaiso	Wot2	2-1	561
09/21/2019	SIUE	Wot1	4-3	581
09/23/2019	UIW	W	1-0	467
* 09/28/2019	Purdue Fort Wayne	W	6-0	603
* 10/05/2019	at Eastern Ill.	W	2-0	215
10/08/2019	vs Tulsa	L	2-3	741
* 10/19/2019	Denver	Wot1	1-0	632
10/22/2019	at Northern Ky.	W	5-2	157
10/26/2019	at Central Ark.	W	3-1	245
* 11/02/2019	at Omaha	W	3-0	213
* 11/09/2019	Western Ill.	L	1-2	773
11/14/2019	at Denver	L	0-2	181

Team statistics

	ORU	OPP
SHOT STATISTICS		
Goals-Shot attempts	41-243	19-159
Goals scored per game	2.41	1.12
Shot pct.	.169	.119
Shots on goal-Attempts	115-243	68-159
SOG pct.	.473	.428
Shots/Game	14.3	9.4
Assists	42	14
GOAL BREAKDOWN		
Total Goals	41	19
Penalty	3	5
Unassisted	-	-
Overtime	3	0
Goals scored average	2.41	1.12
CORNER KICKS		
Goals off corners	-	-
PENALTY KICKS	3-3	5-6
OFFSIDES	38	28
PENALTIES		
Fouls	257	233
Yellow cards	35	39
Red cards	2	4
ATTENDANCE		
Total	5284	1383
Dates/Avg Per Date	9/587	7/198
Neutral Site #/Avg	1/741	-

Record	Overall	Home	Away	Neutral
All Games	13-4-0	8-1-0	5-2-0	0-1-0
Conference	4-1-0	2-1-0	2-0-0	0-0-0
Non-Conference	9-3-0	6-0-0	3-2-0	0-1-0

#	Player	GP	G	A	PTS	SH	SH%	SOG	SOG%	GWG	PK-ATT
9	Berry, Reed	16	11	5	27	36	.306	23	.639	3	0-0
12	Brigida, Dante	16	11	2	24	44	.250	23	.523	5	1-1
8	Guerineau, Tanguy	17	3	12	18	23	.130	10	.435	0	1-1
20	Arias, Juan	10	4	4	12	17	.235	8	.471	2	0-0
6	Oliveira, Vinicius	17	1	4	6	11	.091	3	.273	0	0-0
23	Ullersmo, Fredrik	12	2	1	5	9	.222	5	.556	1	0-0
3	Petel, Josselyn	17	1	3	5	23	.043	9	.391	0	0-0
27	Quaynor, Eugene	17	1	2	4	12	.083	5	.417	0	0-0
16	Vargas, Gustavo	12	1	2	4	8	.125	7	.875	1	0-0
17	Castro, Jose	17	1	2	4	8	.125	2	.250	1	0-0
7	Chavez, Junior	14	1	1	3	16	.063	6	.375	0	1-1
2	Rodriguez, Lucca	17	1	0	2	9	.111	6	.667	0	0-0
26	Nunez, Andrew	13	1	0	2	7	.143	4	.571	0	0-0
11	Dos Santos, Thiago	5	1	0	2	3	.333	1	.333	0	0-0
19	Hobat, Wanes	17	0	2	2	5	.000	2	.400	0	0-0
24	Roetcisoender, Max	16	0	2	2	5	.000	1	.200	0	0-0
10	Barrientos, Jorge	11	0	0	0	6	.000	0	.000	0	0-0
5	Garcia, Patricio	4	0	0	0	1	.000	0	.000	0	0-0
14	Omokaro, Mark	1	0	0	0	0	.000	0	.000	0	0-0
15	Soeder, Joey	1	0	0	0	0	.000	0	.000	0	0-0
0	Motakef, Miles	15	0	0	0	0	.000	0	.000	0	0-0
1	Consol, Patrick	2	0	0	0	0	.000	0	.000	0	0-0
4	Mateola, Jeremiah	1	0	0	0	0	.000	0	.000	0	0-0
Total		17	41	42	124	243	.169	115	.473	-	3-3
Opponents		17	19	14	52	159	.119	68	.428	-	5-6

#	Goalie	GP	MIN.	GA	GA AVG	SAVES	PCT	W-L-T	SHO/CBO
0	Motakef, Miles	15	1369:38	16	1.05	41	.719	11-3-0	6/0
1	Consol, Patrick	2	180:00	3	1.50	8	.727	1-1-0	0/0
TM	TEAM	-	00:00	0	0.00	0	.000	0-0-0	0/0
Total		17	1549:38	19	1.10	49	.721	13-4-0	6
Opponents		17	1549:38	41	2.38	74	.643	4-13-0	2

Goals by Periods

Team	1st	2nd	OT1	OT2	TOTAL
ORU	17	21	2	1	41
Opponents	7	12	0	0	19

Shots by Periods

Team	1st	2nd	OT1	OT2	TOTAL
ORU	95	140	6	2	243
Opponents	66	91	1	1	159

Saves by Periods

Team	1st	2nd	OT1	OT2	TOTAL
ORU	13	35	0	1	49
Opponents	39	34	0	1	74

Corners by Periods

Team	1st	2nd	OT1	OT2	TOTAL
ORU	32	74	0	1	107
Opponents	25	39	3	0	67

Fouls by Periods

Team	1st	2nd	OT1	OT2	TOTAL
ORU	128	127	1	1	257
Opponents	110	123	0	0	233



A full-page photograph of a soccer player, David Leung, in a blue jersey with the number 14, dribbling a white soccer ball on a green field. The image is overlaid with a black diamond-patterned grid. A black horizontal bar is positioned across the lower third of the image, containing white text.

HISTORY AND RECORDS

DAVID LEUNG (2002-05)

INDIVIDUAL HONORS

NSCAA ALL-REGION

Tanguy Guerineau (2019)	Second Team
Reed Berry (2019)	Third Team
Dante Brigida (2019)	Third Team
Gustavo Vargas (2019)	Third Team
Johnny Chavez (2014)	First Team
Marco Hernandez (2013)	Third Team
Jarrett Hamilton (2011)	Third Team
Aaron Birk (2011)	Third Team
Brian Beckford (2008)	Third Team
Brian Beckford (2007)	Third Team
Carlos Pinto (2006)	Second Team
Jorge Flor (2005)	First Team
Dave Leung (2005)	Second Team
Jorge Flor (2004)	First Team
Dave Leung (2004)	First Team
Dave Leung (2003)	First Team
Trey Vaut (2003)	Second Team

MID-CONTINENT CONFERENCE OFFENSIVE PLAYER OF THE YEAR

Dave Leung	2005
Dave Leung	2004
Trey Vaut	2003

MID-CONTINENT CONFERENCE NEWCOMER OF THE YEAR

Carlos Pinto	2005
Miguel Menduina	2003
Sun Potter	2001

MID-CONTINENT CONFERENCE COACH OF THE YEAR

Steve Hayes	2004
-------------	------

MID-CONTINENT CONFERENCE TOURNAMENT MVP

Trey Vaut	1999
-----------	------



SUMMIT LEAGUE ALL-LEAGUE

2019	
Juan Arias	First Team
Reed Berry	First Team
Dante Brigida	First Team
Tanguy Guerineau	First Team



TANGUY GUERINEAU	
Miles Motakef	First Team
Jose Castro	Second Team
Wanes Hobat	Second Team
Lucca Rodrigues	Second Team
Gustavo Vargas	Second Team
Juan Arias	All-Newcomer
Reed Berry	All-Newcomer
Wanes Hobat	All-Newcomer
Vinicius Oliveira	All-Newcomer

2018	
Tanguy Guerineau	First Team
Dante Brigida	Second Team
Junior Chavez	Second Team
Tarik Nicholls	Second Team
Tanguy Guerineau	All-Newcomer
Miles Motakef	All-Newcomer

2017	
Corey Cantor	Second Team
Junior Chavez	Second Team
Dante Brigida	All-Newcomer

2016	
Santiago Riveros	Second Team
Thibaut Giquel	All-Newcomer
Tyler LaCourse	All-Newcomer

2015	
Matthew Rogers	First Team
Edgardo Mira	Second Team
Tarik Salkicic	Second Team
Alexis Derennes	All-Newcomer
Tarik Nicholls	All-Newcomer

2014	
Johnny Chavez	First Team
Gerardo Salas	First Team

Kaspars Kokis	All-Newcomer
---------------	--------------

2013	
Marco Hernandez	Second Team
Trevor Laffoon	Second Team
Wayne Farmer	All-Newcomer
Ben LaCourse	All-Newcomer

2011	
Aaron Birk	First Team
Jarrett Hamilton	First Team
Nick Petolick	All-Newcomer
Griffith Poindexter	All-Newcomer

2010	
Sterling Copeland	First Team
Jon Gann	First Team
Jarrett Hamilton	First Team
Johnny Chavez	All-Newcomer
Marco Hernandez	All-Newcomer
Daniel Premenko	All-Newcomer

2009	
Tyler Vining	Second Team
Sterling Copeland	All-Newcomer
Kalen Ryden	All-Newcomer

2008	
Carlos Pinto	First Team
Juan Chang	Second Team
Jordan Tatum	Second Team
Taylor Cuff	All-Newcomer
Irving Peralta	All-Newcomer

2007	
Brian Beckford	First Team
Juan Chang	First Team
Miguel Peralta	First Team
Gary Duran	Second Team
Andrew Techanchuk	Second Team
Vince Tizzzone	All-Newcomer

MID-CONTINENT CONFERENCE ALL-CONFERENCE

2006	
Brian Beckford	First Team
Juan Chang	First Team
Carlos Pinto	First Team
Jesse Roque	Second Team
Nikola Bogdanovic	All-Newcomer

2005	
Jorge Flor	First Team
Dave Leung	First Team
Carlos Pinto	First Team
Jordan Tatum	First Team
Jason Nussbaum	Second Team

INDIVIDUAL HONORS

2004

Noah Braun	First Team
Jorge Flor	First Team
Dave Leung	First Team
Jonathan Ball	Second Team
Alejandro Guardia	Second Team
Victor Hugo-Pena	Second Team
Tony Quartuccio	Second Team

2003

Trey Vaut	First Team
Miguel Menduina	First Team
Dave Leung	Second Team
Hector Zapata	Second Team

2002

Sun Potter	First Team
Trey Vaut	First Team
Noah Braun	Second Team
Dave Leung	Second Team

2001

Sun Potter	First Team
Trey Vaut	First Team
Wade Smith	Second Team
Hector Zapata	Second Team

2000

Sheldon Barrett	First Team
Ramiro Perez	Second Team

1999

Carlos Flores	First Team
Marquis Muse	Second Team
Ramiro Perez	Second Team

1998

Carlos Flores	First Team
Tim Brooks	Second Team
Ricardo Godinho	Second Team
Marlon Muschette	Second Team

1997

Nathan Busby	First Team
Marlon Muschette	First Team
Marquis Muse	Second Team
Kyle Toby	Second Team

SUMMIT LEAGUE

ALL-TOURNAMENT TEAM

2019

Tanguy Guerinneau
Gustavo Vargas

2011

Aaron Birk
Jarrett Hamilton



GUSTAVO VARGAS

Griffith Poindexter

Trey Vaut (MVP)

2010

Char Carroll
Jarrett Hamilton
Andrew Techanchuk

2007

Tommy Apitz
Niger Portillo

MID-CONTINENT CONFERENCE ALL-TOURNAMENT TEAM

2006

Jorge Davilla
Gary Duran

2005

Jorge Flor
Dave Leung

2004

Adam Allee
Dave Leung
Jorge Flor

2003

Miguel Menduina
Trey Vaut

2001

Sheldon Barrett
Mike Jones

1999

Tim Brooks
Josh Cales
Carlos Flores

SUMMIT LEAGUE PLAYERS OF THE WEEK

2019

Offensive Player of the Week

Juan Arias (9/30)
Reed Berry (9/3)
Dante Brigida (9/9) & (9/23)
Tanguy Guerinneau (10/7) & (11/4)

Defensive Player of the Week

Miles Motakef (9/3), (9/9), (9/30) & (11/4)
Gustavo Vargas (10/7)

2018

Offensive Player of the Week

Dante Brigida (9/17)

Defensive Player of the Week

Miles Motakef (8/27) & (9/17)

2017

Defensive Player of the Week

Thibaut Giquel (10/9)

2016

Offensive Player of the Week

Santiago Riveros (8/29) & (9/26)

2015

Offensive Player of the Week

Matthew Rogers (10/5)
Edgardo Mira (11/02)

2014

Offensive Player of the Week

Tarik Salkic (10/20)



2020 MEN'S SOCCER MEDIA GUIDE

INDIVIDUAL HONORS

Johnny Chavez (11/10)

Defensive Player of the Week

Ben LaCourse (9/2) & (11/10)

2013

Offensive Player of the Week

Edgardo Mira (9/30)

Marco Hernandez (10/14)

Defensive Player of the Week

Ben LaCourse (9/30)

Isaac Sandoval (10/14)

2011

Offensive Player of the Week

Aaron Birk (9/26)

2010

Offensive Player of the Week

Jarrett Hamilton (9/7)

Defensive Player of the Week

Andrew Techanchuk (10/11)

Daniel Premenko (10/18)

2009

Defensive Player of the Week

Andrew Techanchuk

2008

Offensive Player of the Week

Jordan Tatum (10/20)

Defensive Player of the Week

Irving Peralta (10/6) & (10/13)

2007

Defensive Player of the Week

Tommy Apitz (9/24)

Andrew Techanchuk (10/15) & (11/12)

MID-CONTINENT CONFERENCE PLAYER OF THE WEEK

2006

Offensive Player of the Week

Juan Chang (9/11)

Defensive Player of the Week

Carlos Veron (9/11) & (10/30)

2005

Offensive Player of the Week

Dave Leung (9/6)

Jorge Flor (10/3)

Defensive Player of the Week

Carlos Veron (11/7)

2004

Offensive Player of the Week

Dave Leung (10/4) & (10/11)

Defensive Player of the Week

Tony Quartuccio (9/7) & (10/4)

2003

Offensive Player of the Week

Trey Vaut (9/2)

Miguel Menduina (10/27) & (11/3)

Defensive Player of the Week

Hector Zapata (9/8) & (9/15)

2002

Offensive Player of the Week

Sun Potter (9/3)

Trey Vaut (9/9)

Defensive Player of the Week

Dan Bishop (9/23)

2001

Sun Potter (10/22)

2000

Ramiro Perez (9/18)

1999

Michael Jones (10/25)

1998

Ricardo Godinho (10/5)

1997

Marlon Muschette (10/13)



HECTOR ZAPATA



EDGARDO MIRA

CAREER RECORDS

MATCHES PLAYED

1. David Payne (1988-91)	85
2. Tony Winters (1989-92)	84
Edward Hughes (1988-91)	84
4. Lance Peck (1988-92)	82
Jim Mann (1988-91)	82
6. Innocent Ogbe (1990-93)	74
7. Trey Vaut (1999-03)	73
8. Matt Howe (1991-95)	72
9. Vince Tizzone (2007-10)	70
Two more tied with	70

GOALS

1. Lance Peck (1988-92)	31
Trey Vaut (1999-03)	31
3. David Payne (1988-91)	25
Dave Leung (2002-05)	25
Juan Chang (2006-09)	25
6. Matt Howe (1991-95)	21
Virgil Stevens (1990-92)	21
Dante Brigida (2017-20)	21
9. Sun Potter (2001-02)	19
10. Innocent Ogbe (1990-93)	18

ASSISTS

1. Trey Vaut (1999-03)	23
2. David Payne (1988-91)	20
Virgil Stevens (1990-92)	20
4. Tanguy Guerineau (2018-19)	17
5. Miguel Peralta (2004-07)	16
6. Tony Winters (1989-92)	15
7. Dave Leung (2002-05)	13
8. Nathan Busby (1995-98)	11
Justin Elkinton (1992-94)	11
Ricardo Godinho (1995-98)	11
Matt Howe (1991-95)	11

POINTS

1. Trey Vaut (1999-03)	85
2. Lance Peck (1988-92)	73
3. David Payne (1988-91)	70
4. Dave Leung (2002-05)	63
5. Virgil Stevens (1990-92)	62
6. Juan Chang (2006-09)	59
7. Matt Howe (1991-95)	57
8. Sun Potter (2001-02)	46
9. Dante Brigida (2017-20)	45
10. Carlos Pinto (2005-08)	44
(Since 2005)	
1. Dante Brigida (2017-20)	8

GAME-WINNING GOALS

2. Jarrett Hamilton (2009-11)	6
3. Juan Chang (2006-09)	5
4. Eric Mattison (2005-06)	3
(Since 2005)	
1. Andrew Techanchuk (2006-10)	59

GOALKEEPER RECORDS

MATCHES PLAYED

2. Carlos Veron (2005-06)	34
3. Miles Motakef (2018-21)	28
4. Nick Petolick (2011)	18
5. Ryan Grashik (2012)	16
1. Andrew Techanchuk (2006-10)	5,527

MINUTES PLAYED

2. Hector Zapata (2000-03)	5,381
3. Derek Turner (1988-90)	5,142
4. Tim Brooks (1998-00)	4,473
5. Carlos Veron (2005-06)	3,214
(Since 2005)	
1. Andrew Techanchuk (2006-10)	16

WINS

2. Carlos Veron (2005-06)	15
3. Miles Motakef (2018-21)	15
4. Ben LaCourse (2013-15)	9
5. Nick Petolick (2011)	7
6. Isaac Sandoval (2011-2015)	4
7. Ryan Grashik (2012)	3

1. Derek Turner (1988-90)	373
---------------------------	-----

SAVES

2. Hector Zapata (2000-03)	318
3. Scott Branan (1995-97)	263
4. Tim Brooks (1998-00)	254
5. Randy Clingerman (1991-93)	202

1. Hector Zapata (2000-03)	13
----------------------------	----

SHUTOUTS

2. Derek Turner (1988-90)	12
Andrew Techanchuk (2006-10)	12
4. Tony Quartuccio (2004-present)	9
5. Carlos Veron (2005-06)	8
Tim Brooks (1998-00)	8
Randy Richardson (1992)	8
*Min. 10 matches	

1. Isaac Sandoval (2011-13)	0.93
-----------------------------	------

GOALS AGAINST AVERAGE

2. Miles Motakef (2018-21)	1.19
3. Carlos Veron (2005-06)	1.32
4. Derek Turner (1988-90)	1.40
5. Randy Richardson (1992)	1.43
6. Andrew Techanchuk (2006-10)	1.46
7. Hector Zapata (2000-03)	1.61
8. Tim Brooks (1998-00)	2.09



JUAN CHANG



2020 MEN'S SOCCER MEDIA GUIDE

SEASON RECORDS

GOALS

1.	Lance Peck (1991)	14
2.	Lance Peck (1992)	11
	Dave Leung (2004)	11
	Reed Berry (2019)	11
	Dante Brigida (2019)	11
6.	Jahnny Chavez (2014)	10
	Trey Vaut (2003)	10
	Sun Potter (2002)	10
	David Payne (1991)	10
	Matt Howe (1991)	10
	Adam Clark (1988)	10

ASSISTS

1.	Tanguy Guerineau (2019)	12
2.	David Payne (1991)	10
3.	Matt Howe (1992)	9
4.	Miguel Peralta (2006)	8
	Miguel Menduina (2003)	8
	Nathan Busby (1997)	8
	Santiago Riveros (2016)	8
8.	Miguel Peralta (2007)	7
	Trey Vaut (2003)	7
	Trey Vaut (1999)	7
	Virgil Stevens (1990 & 1992)	7

POINTS

1.	Lance Peck (1991)	33
2.	David Payne (1991)	30
3.	Trey Vaut (2003)	27
	Reed Berry (2019)	27
5.	Lance Peck (1992)	26
6.	Dave Leung (2004)	25
	Virgil Stevens (1992)	25
	Dante Brigida (2019)	24
9.	Dave Leung (2005)	23
	Jorge Flor (2005)	23
	Sun Potter (2002)	23
	Two more tied with	23



JORGE FLOR

GOALKEEPER RECORDS

MATCHES PLAYED

1.	Carlos Veron (2006)	18
2.	Andrew Techanchuk (2007)	17
	Nick Petolick (2011)	17
4.	Andrew Techanchuk (2009 & 10)	15
	Ben LaCourse (2015)	15
	Miles Motakef (2019)	15
8.	Ryan Grashik (2012)	14

MINUTES PLAYED

1.	Andrew Techanchuk (2010)	1,848
2.	Carlos Veron (2006)	1,700
3.	Andrew Techanchuk (2007)	1,665
4.	Nick Petolick (2011)	1,541
5.	Carlos Veron (2005)	1,514
6.	Ryan Grashik (2012)	1,395
7.	Miles Motakef (2019)	1,369
8.	Andrew Techanchuk (2009)	1,343

WINS

1.	Miles Motakef (2019)	11
2.	Carlos Veron (2005)	9
3.	Nick Petolick (2011)	7
	Andrew Techanchuk (2007)	7
	Ben LaCourse (2015)	7
6.	Carlos Veron (2006)	6
7.	Andrew Techanchuk (2010)	5
	Miles Motakef (2018)	5

SAVES

1.	Scott Branan (1997)	151
2.	Derek Turner (1989)	149
3.	Randy Clingerman (1993)	131
4.	Randy Richardson (1992)	117
5.	Hector Zapata (2001)	116
6.	Scott Branan (1996)	112
7.	Derek Turner (1990)	111
8.	Tim Brooks (1998)	103
9.	Tim Brooks (1999)	99
	Hector Zapata (2003)	99

SAVES PER GAME

1.	Miles Motakef (2018)	5.15
2.	Andrew Techanchuk (2010)	4.84
3.	Carlos Veron (2006)	4.83
4.	Isaac Sandoval (2013)	4.40
5.	Carlos Veron (2005)	4.38
6.	Andrew Techanchuk (2007)	4.28
7.	Andrew Techanchuk (2009)	4.07
8.	Nick Petolick (2011)	3.94
9.	Ryan Grashik (2012)	3.81

SHUTOUTS

1.	Tony Quartuccio (2004)	9
2.	Randy Richardson (1992)	8
3.	Derek Turner (1990)	7
4.	Miles Motakef (2019)	6
5.	Hector Zapata (2002)	5
	Hector Zapata (2003)	5
	Carlos Veron (2005)	5
	Ben LaCourse (2014)	5
9.	Six tied with	4

SAVE PERCENTAGE

1.	Isaac Sandoval (2013)	.815
2.	Carlos Veron (2005)	.795
3.	Miles Motakef (2018)	.788
4.	Ben LaCourse (2013)	.769
5.	Andrew Techanchuk (2009)	.762
	Andrew Techanchuk (2007)	.762
7.	Carlos Veron (2006)	.750
8.	Andrew Techanchuk (2010)	.742
9.	Ben LaCourse (2014)	.739
10.	Miles Motakef (2019)	.713

GOALS AGAINST AVERAGE

(Min. 30 Saves)

1.	Isaac Sandoval (2013)	0.95
2.	Miles Motakef (2019)	1.05
3.	Carlos Veron (2005)	1.07
4.	Tony Quartuccio (2004)	1.21
5.	Andrew Techanchuk (2009)	1.27
6.	Andrew Techanchuk (2007)	1.30
7.	Derek Turner (1990)	1.31
8.	Miles Motakef (2018)	1.37
9.	Randy Richardson (1992)	1.43
10.	Carlos Veron (2006)	1.54

(Min. 10 Matches)

INDIVIDUAL GAME RECORDS

GOALS

1. Juan Chang (9/8/06)	3
Juan Chang (10/29/07)	3
Dave Leung (10/29/05)	3
Dave Leung (10/29/04)	3
Miguel Menduina (10/20/03)	3
Sun Potter (8/31/02)	3
Marlon Muschette (10/12/97)	3
Edgardo Mira (10/31/15)	3
Dante Brigida (9/14/18)	3

ASSISTS

1. Miguel Menduina (10/20/03)	3
Miguel Menduina (10/29/03)	3
Miguel Peralta (10/27/07)	3
4. Cody Lofgren (10/31/12)	2
Cody Lofgren (10/16/12)	2
Aaron Birk (10/9/11)	2
Aaron Douthit (10/2/11)	2
Oliver Paul (9/4/11)	2
Aaron Douthit (9/27/09)	2
Vince Tizzzone (10/29/07)	2
Tark Salkicic (10/31/15)	2
Junior Chavez (9/9/18)	2
Tanguy Guerineau (5 times)	2
Vinicius Oliveira (9/28/19)	2
Reed Berry (9/2/19)	2

POINTS

1. Miguel Menduina (10/20/03)	9
2. Juan Chang (9/8/06)	7
Juan Chang (10/29/07)	7
Thibaut Giquel (10/17/17)	7
Thibaut Giquel (10/21/17)	7
6. Dave Leung (10/29/05)	6
Jorge Flor (10/29/05)	6
Dave Leung (10/15/05)	6
Edgardo Mira (10/31/15)	6
Dante Brigida (9/14/18)	6

GOALKEEPER

SAVES

1. Randy Clingerman (11/2/93)	17
2. Randy Clingerman (10/23/93)	15
3. Randy Clingerman (9/12/93)	14
4. Andrew Techanchuk (11/6/10)	13
5. Hector Zapata (9/30/01)	12
Tim Brooks (11/1/98)	12
Miles Motakef (10/20/18)	12
8. Isaac Sandoval (9/14/12)	11
Ryan Grashik (8/24/12)	11
Tony Quartuccio (9/4/04)	11
Scott Branan (9/5/97)	11
Scott Branan (9/10/97)	11

TEAM GAME RECORDS

SHOTS

1. vs. Centenary (9/25/10)	33
2. vs. Newman (10/29/05)	31
3. vs. Newman (10/29/07)	29
4. vs. Northeastern State (9/25/01)	28
vs. Newman (10/27/10)	28
6. vs. Belmont (9/24/99)	27
vs. NE Illinois (10/12/97)	27
vs. IPFW (10/13/07)	27

GOALS

1. vs. Northeastern State (10/20/03)	9
2. vs. Northeastern State (9/25/01)	8

ASSISTS

1. vs. Northeastern State (10/20/03)	11
2. vs. Northeastern State (9/25/01)	8

POINTS

1. vs. Northeastern State (10/20/03)	29
2. vs. Northeastern State (9/25/01)	22





2020 MEN'S SOCCER MEDIA GUIDE

RECORD VS. OPPONENTS

School	W	L	T	Last Match	School	W	L	T	Last Match
Air Force	1	2	1	W, 1-0 (OT) (9/14/12)	Missouri State	5	16	6	L, 0-1 (10/3/17)
Alabama A&M	0	4	0	L, 1-2 (9/26/04)	New Mexico	0	3	0	L, 2-3 (8/31/01)
American	1	0	0	W, 5-4 (9/12/93)	Newman	12	0	0	W, 2-1 (10/31/12)
Arkansas	0	1	0	L, 0-2 (10/23/06)	North Texas	0	2	0	L, 1-2 (9/23/93)
Austin	2	0	0	W, 5-0 (10/19/91)	Northeastern State	14	2	0	W, 1-0 (9/3/09)
Avila	0	0	1	T, 2-2 (9/14/91)	Northeastern Illinois	2	0	0	W, 4-1 (10/31/97)
Bacone	1	0	0	W, 4-2 (9/7/17)	Northern Illinois	0	1	0	L, 3-1 (9/11/99)
Belmont	7	1	0	L, 1-2 (9/7/12)	Northern Kentucky	1	0	0	W, 5-2 (10/22/19)
Bethel	1	0	0	W, 3-0 (9/27/91)	Northwestern	1	2	0	L, 4-5 (9/24/04)
Bradley	1	7	2	L, 2-1 (8/26/18)	Oakland	5	11	1	L, 0-5 (9/22/12)
Buffalo	0	1	0	L, 1-0 (10/30/16)	Oklahoma Christian	5	3	0	W, 3-0 (9/16/05)
UC-Irvine	1	0	0	W(2OT), 2-1 (9/17/15)	Oklahoma City	2	5	0	W, 4-1 (9/8/92)
UC-Riverside	0	1	0	L, 3-4 (9/12/08)	Oklahoma Wesleyan	5	2	0	L, 2-6 (10/16/12)
UC-Santa Barbara	0	1	0	L, 1-2 (10/26/97)	Omaha	4	5	1	W, 3-0 (11/2/19)
Cal Baptist	1	0	0	W, 1-0 (9/8/19)	Oregon State	0	1	0	L, 0-3 (9/3/00)
Cal. State-Fullerton	0	1	0	L, 2-3 (9/1/06)	Park	2	0	0	W, 2-0 (10/4/92)
Centenary	9	11	1	T, 1-1 (9/25/10)	Purdue Fort Wayne	8	4	2	W, 6-0 (9/28/19)
Central Arkansas	8	8	1	W, 3-1 (10/26/19)	Rockhurst	0	1	0	L, 0-3 (9/5/91)
Central Florida	0	1	0	L, 0-1 (9/9/01)	Rogers State	1	0	1	W, 2-1 (9/20/13)
Clemson	0	1	0	L, 0-2 (9/3/06)	Rutgers	0	1	0	L, 3-5 (9/1/17)
Creighton	0	2	0	L, 0-2 (9/15/02)	Saint Louis	0	2	1	L, 1-3 (8/30/13)
Denver	1	12	0	L, 1-0 (11/14/19)	Sam Houston State	1	0	0	W, 3-2 (10/16/88)
Detroit-Mercy	3	0	1	W, 2-1 (9/27/09)	San Diego State	1	1	0	L (OT), 1-2 (9/16/11)
Drake	3	6	1	W, 4-1 (8/30/19)	SIUE	2	1	2	W(OT), 4-3 (9/21/19)
Drury	6	3	0	W, 2-0 (9/12/04)	SMU	0	9	0	L, 0-2 (10/17/17)
Eastern Illinois	7	6	2	W, 2-0 (10/5/19)	South Alabama	0	2	0	L, 1-8 (10/7/95)
Eastern Michigan	0	1	0	L, 0-1 (10/10/93)	Southern Indiana	0	3	1	L, 1-5 (9/5/94)
Evansville	1	3	0	L, 0-4 (9/30/12)	Southern Nazarene	1	4	0	W, 3-1 (10/6/92)
Friends	1	0	0	W, 3-0 (9/15/90)	Southwest, Coll. of the	1	0	0	W, 2-1 (9/27/88)
George Mason	0	2	0	L, 0-6 (9/12/97)	Southwestern Okla. State	0	0	1	T, 1-1 (10/12/00)
George Washington	0	1	0	L, 0-6 (9/14/97)	Stetson	1	2	0	W, 4-0 (9/6/02)
Georgia Southern	1	1	0	W, 5-1 (9/8/06)	St. Mary's (Calif.)	0	1	0	L(2OT), 2-1 (9/13/15)
Gonzaga	2	1	0	W, 5-1 (9/14/18)	TCU	6	3	0	W, 2-0 (9/10/02)
Grand Canyon	1	1	0	W, 3-1 (9/17/18)	Texas-Pan American	3	3	0	L, 1-2 (10/6/96)
Green Bay	0	1	1	L, 1-3 (9/12/10)	Texas Wesleyan	2	0	1	W, 1-0 (10/3/92)
Hardin Simmons	0	1	0	L, 0-6 (10/1/88)	Tulsa	2	20	1	L, 3-2 (10/8/19)
Houston Baptist	4	5	2	W, 4-1 (9/13/19)	UAB	0	1	0	L, 1-6 (9/9/11)
Howard	1	0	1	W, 4-1 (9/5/99)	UNLV	1	3	1	W(OT), 2-1 (9/2/18)
Illinois-Chicago	0	1	0	L, 0-4 (9/3/95)	Valparaiso	9	3	3	W (2OT), 2-1 (9/15/19)
Incarnate Word	7	3	1	W, 1-0 (9/23/19)	Vanderbilt	0	2	0	L, 1-3 (10/14/94)
IUPUI	10	9	2	W, 2-0 (10/15/16)	Virginia Tech	0	1	0	L, 1-3 (9/16/07)
John Brown	3	1	0	W, 5-2 (10/27/92)	Washington	0	2	0	L, 4-2 (9/4/16)
Kansas City	12	13	4	W, 2-1 (9/2/19)	West Texas A&M	2	1	1	W, 2-0 (10/25/99)
Lipscomb	2	2	1	L, 2-3 (9/9/12)	Western Illinois	9	17	3	L, 2-1 (11/9/19)
Little Rock	2	3	1	L, 1-3 (10/29/95)	Western Kentucky	2	2	0	W, 2-0 (9/3/04)
Louisville	0	3	0	L, 0-1 (9/2/07)	Western Michigan	0	1	0	L, 0-3 (11/8/96)
Loyola (Ill.)	0	2	0	L, 1-2 (9/20/09)	Westminster	2	0	0	W, 7-0 (10/6/91)
Loyola Marymount	0	3	0	L, 2-0 (9/6/19)	William Jewell	1	0	0	W, 4-0 (9/25/92)
Marshall	0	0	1	T, 2-2 (10/17/10)	Wisconsin	0	0	1	T(2OT), 1-1 (8/27/17)
Memphis	2	8	0	L, 3-0 (10/15/14)					
Metro State	0	1	0	L, 2-4 (9/21/97)					
Mercer	0	2	0	L, 0-2 (10/20/96)					
Michigan State	1	1	0	W, 2-0 (8/28/16)					
Mid-America Christian	0	0	1	T, 0-0 (2OT) (9/16/13)					
Midwestern State	0	2	0	L, 0-2 (9/11/91)					
Missouri Southern	5	3	0	W, 1-0 (10/1/97)					

ALL-TIME RESULTS

2019

Overall Record: 13-4

Conference Record / Finish: 4-1 / T-1st

Aug. 30	Drake	W, 4-1
Sept. 2	Kansas City	W, 2-1
Sept. 6	at Loyola Marymount	L, 2-0
Sept. 8	at Cal Baptist	W, 2-0
Sept. 13	Houston Baptist	W, 4-1
Sept. 15	Valparaiso	W, 2-1 (2OT)
Sept. 21	SIUE	W, 4-3 (OT)
Sept. 28	Purdue Fort Wayne *	W, 6-0
Oct. 5	at Eastern Illinois *	W, 2-0
Oct. 8	Tulsa (ONEOK Field) #	L, 3-2
Oct. 19	Denver *	W, 1-0 (OT)
Oct. 22	at Northern Kentucky	W, 5-2
Oct. 26	at Central Arkansas	W, 3-1
Nov. 2	at Omaha *	W, 3-0
Nov. 9	Western Illinois *	L, 2-1
Nov. 14	Denver (Denver, Colo) ^	L, 2-0

Neutral Site Match

^ Summit League Tournament

2018

Overall Record: 6-7-3

Conference Record / Finish: 0-3-2 / 5th

Aug. 24	at Drake	W, 1-0 (OT)
Aug. 26	at Bradley	W, 1-0
Aug. 31	at UMKC	L, 2-1 (2OT)
Sept. 2	UNLV	W, 2-1 (OT)
Sept. 7	at Houston Baptist	T, 0-0 (2OT)
Sept. 9	at Incarnate Word	W, 3-0
Sept. 14	Gonzaga	W, 5-1
Sept. 17	Grand Canyon	W, 3-1
Sept. 25	Central Arkansas	L, 3-0
Sept. 29	at Western Illinois *	T, 1-1 (2OT)
Oct. 1	at Valparaiso	W, 4-1
Oct. 13	at Purdue Fort Wayne *	L, 3-1
Oct. 20	Eastern Illinois *	T, 1-1 (2OT)
Oct. 23	at Tulsa (ONEOK Field)#	L, 5-1
Oct. 27	Omaha *	L, 2-1 (2OT)
Nov. 3	at No. 10 Denver *	L, 5-0

Neutral Site Match

2017

Overall Record: 4-11-1

Conference Record / Finish: 1-4 / 5th

Aug. 25	Incarnate Word	W, 1-0
Aug. 27	No. 25 Wisconsin	T, 1-1 (2OT)
Sept. 1	Rutgers	L, 5-3
Sept. 7	Bacone College	W, 4-2
Sept. 16	at Missouri State	L, 1-0
Sept. 22	at Grand Canyon	L, 1-0 (OT)
Sept. 24	at UNLV	L, 5-1
Sept. 30	at SIUE	W, 2-1 (2OT)
Oct. 3	Missouri State	L, 1-0
Oct. 7	Fort Wayne *	W, 5-0
Oct. 14	at Eastern Illinois *	L, 1-0 (2OT)
Oct. 17	at No. 12 SMU	L, 2-0
Oct. 21	Denver *	L, 2-0
Oct. 28	Western Illinois *	L, 1-0
Oct. 31	at Central Arkansas	L, 6-1
Nov. 4	at Omaha *	L, 2-0

Neutral Site Match

^ Summit League Tournament

2016

Overall Record: 6-10-2

Conference Record / Finish: 2-4 / T-3

Aug. 26	at Incarnate Word	W, 2-0
---------	-------------------	--------

Aug. 28	Michigan State #	W, 2-0
Sept. 1	at Gonzaga	L, 1-0
Sept. 4	at Washington	L, 4-2
Sept. 9	Incarnate Word	L, 5-2
Sept. 11	Houston Baptist	W, 1-0 (OT)
Sept. 17	at Missouri State	T, 1-1 (2OT)
Sept. 24	Eastern Illinois *	W, 3-2
Sept. 27	at SMU	L, 3-1
Oct. 1	at Fort Wayne *	L, 3-1
Oct. 4	Central Arkansas	W, 3-2 (2OT)
Oct. 8	at Western Illinois *	L, 4-0
Oct. 15	IUPUI *	W, 2-0
Oct. 18	at Tulsa	T, 3-3 (2OT)
Oct. 22	at Denver *	L, 2-0
Oct. 25	Missouri State	L, 2-1
Oct. 30	at Buffalo	L, 1-0
Nov. 5	Omaha *	L, 3-1

Neutral Site Match

^ Summit League Tournament

2015

Overall Record: 7-7-4

Conference Record / Finish: 3-2-1 / T-2

Aug. 29	at Incarnate Word	L, 3-0
Sept. 1	at Missouri State	T, 0-0 (2OT)
Sept. 4	Incarnate Word	W, 1-0
Sept. 10	at Tulsa	L, 6-2
Sept. 13	St. Mary's (Calif.) #	L, 2-1 (2OT)
Sept. 17	UC Irvine	W, 2-1 (2OT)
Sept. 26	at Eastern Illinois *	W, 2-1 (2OT)
Sept. 29	at SMU	L, 2-1
Oct. 3	Western Illinois *	W, 3-2 (2OT)
Oct. 6	at Central Arkansas	T, 0-0 (2OT)
Oct. 10	Denver *	L, 1-0
Oct. 24	at Omaha	L, 2-1
Oct. 27	Central Arkansas	W, 6-3
Oct. 31	Fort Wayne*	W, 4-1
Nov. 2	Missouri State	T, 2-2 (2OT)
Nov. 7	at IUPUI*	T, 2-2 (2OT)
Nov. 12	Omaha^	W, 5-0
Nov. 14	at Denver ^	L, 2-0

Neutral Site Match

^ Summit League Tournament

2014

Overall Record: 8-8-2

Conference Record / Finish: 3-2-1 / T-1

Sept. 1	Missouri St.	W, 1-0
Sept. 5	at Houston Baptist	T, 1-1
Sept. 7	at Incarnate Word	W, 2-1
Sept. 16	at Tulsa	L, 4-1
Sept. 19	at SMU	L, 2-0
Sept. 22	Houston Baptist	W, 4-3
Sept. 27	at Denver *	L, 4-0
Sept. 30	Incarnate Word	W, 3-2
Oct. 4	Omaha *	T, 0-0
Oct. 7	at Missouri St.	L, 2-0
Oct. 11	at IPFW *	L, 1-0
Oct. 15	Memphis	L, 3-0
Oct. 18	IUPUI *	W, 2-1
Oct. 28	at Central Ark.	L, 4-2
Nov. 1	at Western Illinois *	W, 2-0
Nov. 4	Central Ark.	W, 3-0
Nov. 8	Eastern Ill. *	W, 5-0
Nov. 14	vs. Western Illinois ^	L, 2-1

^ Summit League Tournament

2013

Overall Record: 6-8-4

Conference Record / Finish: 3-2-1 / 2nd

Aug. 30	at No. 15 Saint Louis	L, 1-3
Sept. 2	Houston Baptist	L, 1-2 (2OT)
Sept. 6	at Central Arkansas	L, 0-1
Sept. 8	at Memphis	L, 1-2
Sept. 16	Mid-America Christian	T, 0-0 (2OT)
Sept. 20	Rogers State	W, 2-1
Sept. 25	Missouri State	W, 1-0
Sept. 29	Fort Wayne*	W, 2-1
Oct. 1	at Houston Baptist	L, 0-2
Oct. 12	Western Illinois*	W, 2-0
Oct. 15	at Missouri State	T, 0-0 (2OT)
Oct. 20	at Eastern Illinois*	L, 1-2 (2OT)
Oct. 22	Incarnate Word	T, 0-0 (2OT)
Oct. 26	at Omaha*	W, 2-1
Oct. 28	Central Arkansas	W, 2-1 (2OT)
Nov. 2	Denver*	L, 0-2
Nov. 9	at IUPUI*	T, 1-1 (2OT)
Nov. 15	Western Illinois^	L, 1-3

^ Summit League Tournament

2012

Overall Record: 4-13

Conference Record / Finish: 2-5 / 7th

Aug. 24	at Houston Baptist	L, 1-5
Sept. 1	vs. Missouri State	L, 0-1
Sept. 3	at Central Arkansas	L, 0-3
Sept. 7	vs. Belmont	L, 1-2
Sept. 9	at Lipscomb	L, 2-3
Sept. 14	at Air Force	W, 1-0 (OT)
Sept. 16	at Denver	L, 0-3
Sept. 22	Oakland*	L, 0-5
Sept. 28	at Fort Wayne*	W, 5-1
Sept. 30	at Evansville	L, 0-4
Oct. 6	at Kansas City*	L, 1-2
Oct. 13	IUPUI*	L, 0-2
Oct. 16	Oklahoma Wesleyan	L, 2-6
Oct. 20	Eastern Illinois*	W, 2-1 (OT)
Oct. 27	at Western Illinois*	L, 1-2
Oct. 31	Newman	W, 2-1
Nov. 3	Omaha*	L, 0-2

2011

Overall Record: 7-11-1

Conference Record / Finish: 3-3-1 / 3rd

Aug. 27	Central Arkansas	L, 2-3
Sept. 01	Loyola-Marymount	L, 0-2
Sept. 04	Newman	W, 3-1
Sept. 09	at UAB	L, 1-6
Sept. 16	San Diego State	L, 1-2 (OT)
Sept. 23	at Oakland*	W, 2-1
Sept. 27	at Missouri State	L, 1-6
Sept. 30	IPFW*	L, 1-3
Oct. 02	Nebraska-Omaha	W, 4-0
Oct. 07	at Eastern Illinois*	L, 1-2
Oct. 09	at Valparaiso	W, 3-2
Oct. 15	Drake	L, 2-3
Oct. 17	at Houston Baptist	L, 1-2
Oct. 22	UMKC*	T, 1-1 (2OT)
Oct. 29	at IUPUI*	W, 3-1
Oct. 31	at #28 Bradley	L, 2-5
Nov. 05	Western Illinois*	W, 3-2
Nov. 11	vs. IPFW ^	W, 3-2
Nov. 13	vs. Western Illinois^	L, 1-2

^ Summit League Tournament

2010

Overall Record: 5-8-6

Conference Record/Finish: 2-1-3 / 4th

Sept. 01	at Central Arkansas	W, 2-1
Sept. 03	at Memphis	W, 1-0



2020 MEN'S SOCCER MEDIA GUIDE

ALL-TIME RESULTS

Sept. 07	Rogers State	L, 0-1
Sept. 10	at Saint Louis	L, 2-5
Sept. 12	Green Bay	L, 1-3
Sept. 17	at Denver	L, 0-2
Sept. 19	at Air Force	L, 0-4
Sept. 25	Centenary*	T, 1-1 (2OT)
Oct. 01	at UMKC*	L, 2-4
Oct. 03	at SIUE	T, 0-0 (2OT)
Oct. 09	IUPUI*	W, 2-0
Oct. 15	at Western Illinois*	W, 2-1 (OT)
Oct. 17	Marshall	T, 2-2 (2OT)
Oct. 21	at Houston Baptist	L, 1-2
Oct. 27	Newman	W, 2-1 (OT)
Oct. 30	Oakland*	T, 2-2 (2OT)
Nov. 06	at IPFW*	T, 1-1 (2OT)
Nov. 12	vs. UMKC ^	T, 0-0 (2OT) (PK's)
Nov. 14	vs. Oakland ^	L, 0-2

^ Summit League Tournament

2009

Overall Record: 6-8-3

Conference Record/Finish: 2-3-1 / 5th

Sept. 04	vs. Lipscomb	L, 0-1
Sept. 06	at Belmont	W, 2-1
Sept. 11	UNLV	T, 0-0 (2OT)
Sept. 13	Houston Baptist	W, 1-0
Sept. 18	vs. Drake	L, 0-4
Sept. 20	vs. Loyola (Ill.)	L, 1-2
Sept. 25	at Oakland*	L, 0-1
Sept. 27	at Detroit	W, 2-1
Oct. 02	IPFW*	W, 2-0
Oct. 07	Central Arkansas	W, 4-0
Oct. 10	at Centenary*	W, 2-1
Oct. 14	at Missouri State	L, 1-3
Oct. 17	UMKC*	T, 1-1 (2OT)
Oct. 24	at IUPUI*	L, 1-2
Oct. 25	at UW-Green Bay	L, 0-2
Oct. 31	Western Illinois*	L, 1-4
Nov. 03	Northeastern State	W, 1-0
Nov. 07	SIUE	T, 1-1 (2OT)

2008

Overall Record: 6-9-2

Conference Record/Finish: 2-3-1 / 5th

Aug. 29	vs. UAB	L, 1-2
Aug. 31	at Memphis	L, 3-4
Sept. 06	Belmont	W, 3-0
Sept. 12	vs. UC Riverside	L, 1-3
Sept. 14	at UNLV	L, 1-2
Sept. 26	Drake	L, 0-2
Sept. 28	at Central Arkansas	W, 3-2
Oct. 04	Oakland*	W, 1-0
Oct. 07	Northeastern State	W, 4-1
Oct. 11	at IPFW*	T, 0-0 (2OT)
Oct. 13	at Eastern Illinois	T, 0-0 (2OT)
Oct. 17	Centenary*	W, 3-0
Oct. 20	Tulsa	L, 0-4
Oct. 25	at UMKC*	L, 1-3
Nov. 01	IUPUI*	L, 1-2
Nov. 04	Newman	W, 5-2
Nov. 08	at Western Illinois*	L, 0-2

2007

Overall Record: 7-11

Conference Record/Finish: 3-3-0 / 3rd

Aug. 31	vs. Evansville	W, 2-1
Sept. 02	at Louisville	L, 0-1
Sept. 07	vs. Eastern Illinois	L, 0-1

Sept. 09	vs. Loyola (Ill.)	L, 0-1
Sept. 14	Missouri State	W, 2-1
Sept. 16	Virginia Tech	L, 1-3
Sept. 22	at SMU	L, 2-3
Sept. 28	at Drake	L, 2-3
Oct. 06	at Oakland*	L, 0-1
Oct. 09	Northeastern State	W, 4-0
Oct. 13	IPFW*	W, 2-0
Oct. 19	at Centenary*	L, 0-1
Oct. 22	Bradley	L, 1-2
Oct. 27	UMKC*	W, 3-1
Oct. 29	Newman	W, 6-2
Nov. 03	at IUPUI*	L, 0-1
Nov. 09	Western Illinois*	W, 1-0
Nov. 16	vs. IUPUI^	L, 0-2

^ Summit League Tournament

2006

Overall Record: 6-8-4

Conference Record/Finish: 3-3-0 / 3rd

Aug. 25	at Missouri State	T, 0-0 (2OT)
Aug. 27	Drake	L, 0-3
Sept. 01	vs. Cal State Fullerton	L, 2-3
Sept. 03	vs. Clemson	L, 0-2
Sept. 08	vs. Georgia Southern	W, 5-1
Sept. 9	vs. Lipscomb	T, 0-0 (2OT)
Sept. 15	at Valparaiso*	L, 0-2
Sept. 23	IUPUI*	W, 2-1
Sept. 25	Newman	W, 3-0
Sept. 30	at UMKC*	L, 1-2
Oct. 07	at Western Illinois*	L, 1-6
Oct. 10	Northeastern State	W, 4-1
Oct. 14	at Bradley	T, 0-0 (2OT)
Oct. 17	Tulsa	L, 2-4
Oct. 21	Centenary*	W, 3-1
Oct. 23	Arkansas	L, 0-2
Oct. 26	Oakland*	W, 2-0
Nov. 03	vs. UMKC^	T, 1-1 (2OT) (PK's)

^ Mid-Continent Conference Tournament

2005

Overall Record: 9-4-3

Conference Record/Finish: 4-1-1 / 2nd

Sept. 01	Tulsa	W, 3-1
Sept. 03	at Belmont	W, 3-2
Sept. 05	at Memphis	L, 3-4
Sept. 09	at Bradley	L, 0-2
Sept. 10	at Missouri State	T, 0-0 (2OT)
Sept. 16	Oklahoma Christian	W, 3-0
Sept. 30	at IUPUI*	W, 2-1
Oct. 02	at Evansville	L, 2-3
Oct. 08	UMKC*	W, 1-0
Oct. 15	Valparaiso*	W, 5-3
Oct. 22	at Oakland*	L, 1-2
Oct. 23	at Detroit	W, 2-1
Oct. 29	Newman	W, 5-0
Nov. 05	Western Illinois*	T, 1-1 (2OT)
Nov. 06	Centenary*	W, 2-0
Nov. 11	at Western Illinois^	T, 1-1 (2OT)

^ Mid-Continent Conference Tournament

2004

Overall Record: 11-5-1

Conference Record/Finish: 5-0-1 / 1st

Sept. 03	vs. Western Kentucky	W, 2-0
Sept. 04	at Memphis	W, 1-0
Sept. 10	at Valparaiso*	T, 0-0 (2OT)
Sept. 12	Drury	W, 2-0

Sept. 15	at Southwest Missouri State	L, 0-3
Sept. 17	at Tulsa	L, 0-3
Sept. 19	Belmont	W, 4-0
Sept. 24	at Northwestern	L, 4-5
Sept. 26	vs. Alabama A&M	L, 1-2
Oct. 03	IUPUI*	W, 3-0
Oct. 09	Oakland*	W, 1-0
Oct. 15	at Western Illinois*	W, 3-0
Oct. 17	at UMKC*	W, 2-1
Oct. 23	Newman	W, 4-0
Oct. 29	Centenary*	W, 4-0
Nov. 12	vs. UMKC ^	W, 4-3
Nov. 14	vs. Western Illinois^	L, 0-4

^ Mid-Continent Conference Tournament

2003

Overall Record: 8-10-1

Conference Record/Finish: 3-3-0 / 4th

Aug. 29	at Bradley	L, 1-2
Aug. 30	vs. Eastern Illinois	W, 4-0
Sept. 07	at Drake	T, 0-0 (2OT)
Sept. 12	at SMU	L, 0-1
Sept. 13	vs. Tulsa	L, 1-2
Sept. 19	vs. Loyola Marymount	L, 0-2
Sept. 21	at Air Force	L, 2-3
Sept. 26	at Drury	W, 1-0
Sept. 28	at Southwest Missouri State	L, 0-1
Oct. 03	Western Illinois*	L, 1-2
Oct. 10	Valparaiso*	W, 3-0
Oct. 12	Lipscomb	W, 2-1
Oct. 15	at Centenary*	W, 4-0
Oct. 20	Northeastern State	W, 9-1
Oct. 25	UMKC*	L, 2-3
Oct. 29	Drury	W, 6-1
Nov. 02	at IUPUI*	W, 2-1
Nov. 08	at Oakland*	L, 1-5
Nov. 14	vs. Oakland^	L, 0-1

^ Mid-Continent Conference Tournament

2002

Overall Record: 9-8-0

Conference Record/Finish: 2-3-0 / 5th

Aug. 31	Centenary	W, 3-1
Sept. 06	vs. Stetson	W, 4-0
Sept. 08	vs. Lipscomb	W, 5-0
Sept. 10	at TCU	W, 2-0
Sept. 13	vs. Drake	W, 1-0
Sept. 15	at Creighton	L, 0-2
Sept. 20	Tulsa	L, 1-2
Sept. 27	at Bradley	L, 0-5
Sept. 29	at Southwest Missouri State	L, 1-2
Oct. 04	at Valparaiso*	W, 2-1
Oct. 12	at Western Illinois*	L, 0-4
Oct. 15	at Centenary*	L, 1-2
Oct. 19	Oakland*	L, 2-3
Oct. 22	Northeastern State	W, 2-0
Oct. 26	at UMKC*	L, 0-3
Nov. 01	IUPUI*	W, 4-2
Nov. 08	at Drury	W, 2-1

2001

Overall Record: 6-11-1

Conference Record/Finish: 3-2-0 / 1st

Aug. 31	vs. New Mexico	L, 2-3
Sept. 02	vs. Georgia Southern	L, 1-3
Sept. 07	at Stetson	L, 3-4
Sept. 09	vs. Central Florida	L, 0-1
Sept. 18	at Tulsa	L, 0-2
Sept. 21	Centenary	L, 1-2

ALL-TIME RESULTS

Sept. 25	Northeastern State	W, 8-0
Sept. 28	at IUPUI*	L, 1-2
Sept. 30	Drake	L, 1-5
Oct. 05	UMKC*	L, 1-2
Oct. 07	at Centenary	L, 2-4
Oct. 12	Western Illinois*	W, 3-2
Oct. 16	at Northeastern State	W, 2-1
Oct. 20	at Oakland*	W, 1-0
Oct. 21	at Detroit	T, 1-1 (2OT)
Oct. 26	Valparaiso*	W, 4-0
Nov. 02	Drury	W, 3-1
Nov. 16	vs. IUPUI^	L, 0-2

^ Mid-Continent Conference Tournament

2000

Overall Record: 7-9-1

Conference Record/Finish: 2-3-0 / 5th

Sept. 03	Oregon St.	L, 0-3
Sept. 08	TCU	W, 2-1
Sept. 12	Centenary	W, 1-0
Sept. 15	at Belmont	W, 5-0
Sept. 17	at Western Kentucky	W, 1-0
Sept. 21	Tulsa	L, 3-7
Sept. 23	at Bradley	L, 1-6
Sept. 26	Northeastern State	L, 0-2
Sept. 29	at Western Illinois*	L, 0-11
Oct. 06	at Valparaiso*	W, 3-2
Oct. 08	at Northwestern	W, 2-1
Oct. 12	Southwestern Oklahoma State	T, 1-1 (2OT)
Oct. 14	Oakland*	L, 0-1
Oct. 17	at Centenary	L, 1-2
Oct. 21	at UMKC*	W, 2-1
Oct. 28	IUPUI*	L, 0-2
Oct. 30	at Drury	L, 0-2

1999

Overall Record: 12-9-0

Conference Record/Finish: 3-2-0 / 2nd

Sept. 03	at Drury	L, 2-5
Sept. 05	vs. Howard	W, 4-1
Sept. 11	at Northern Illinois	L, 1-3
Sept. 12	at Eastern Illinois	W, 2-0
Sept. 19	Drury	W, 2-1
Sept. 21	Northeastern St.	L, 0-1
Sept. 24	Belmont	W, 2-1
Sept. 26	Central Arkansas	L, 0-1
Oct. 02	Valparaiso*	W, 1-0
Oct. 05	at TCU	L, 0-3
Oct. 09	at Oakland*	L, 1-3
Oct. 10	at Detroit Mercy	W, 2-1
Oct. 13	Centenary	W, 3-2
Oct. 16	UMKC*	W, 4-3
Oct. 19	Western Illinois*	W, 1-0
Oct. 22	at IUPUI*	L, 1-4
Oct. 25	at West Texas A&M	W, 2-0
Oct. 31	Memphis	L, 0-3
Nov. 06	vs. UMKC^	W, 3-1
Nov. 07	vs. IUPUI^	W, 2-1

NCAA Tournament (Seattle, Wash.)

Nov. 14	at Washington	L, 1-2
---------	---------------	--------

1998

Overall Record: 3-14-1

Conference Record/Finish: 0-4-1 / 5th

Sept. 04	vs. Belmont	W, 3-1
Sept. 06	at Louisville	L, 0-1
Sept. 11	Drury	L, 0-2
Sept. 13	Denver	L, 2-3
Sept. 18	at Northwestern	L, 0-1

Sept. 20	at Valparaiso*	L, 1-2
Sept. 23	at Centenary	L, 0-5
Sept. 26	Howard*	T, 2-2 (2OT)
Sept. 30	Northeastern St.	W, 2-1
Oct. 04	at Tulsa	L, 0-5
Oct. 07	at TCU	L, 1-2
Oct. 11	IUPUI*	L, 0-1
Oct. 16	at Western Illinois*	L, 0-3
Oct. 18	at Eastern Illinois	L, 0-1
Oct. 21	at UMKC*	L, 3-4
Oct. 25	Central Arkansas	L, 1-3
Oct. 30	San Diego St.	W, 1-0
Nov. 01	Oakland^	L, 0-3

^ Mid-Continent Conference Tournament

1997

Overall Record: 5-12-1

Conf. Record/Finish: 3-4-1 / 4th (West)

Sept. 05	at Southwest Missouri State	L, 0-7
Sept. 10	Centenary	L, 0-1
Sept. 12	at George Mason	L, 0-6
Sept. 14	at George Washington	L, 0-6
Sept. 17	TCU	W, 2-1
Sept. 19	at Air Force	L, 1-4
Sept. 21	at Metro State	L, 2-4
Sept. 25	Tulsa	L, 0-3
Sept. 28	Western Illinois*	L, 1-2
Oct. 01	Missouri Southern	W, 1-0
Oct. 05	UMKC*	L, 2-3
Oct. 10	at Valparaiso*	T, 2-2 (OT)
Oct. 12	at Northeastern Illinois*	W, 5-1
Oct. 17	at Western Illinois*	L, 0-1
Oct. 22	at UMKC*	W, 4-2
Oct. 26	UC-Santa Barbara	L, 1-2
Oct. 31	Northeastern Illinois*	W, 4-1
Nov. 02	Valparaiso*	L, 0-1

1996

Overall Record: 3-13-1

Sept. 02	Oklahoma Christian	W, 3-1
Sept. 07	at Valparaiso	T, 2-2
Sept. 08	at Louisville	L, 0-4
Sept. 13	at Tulsa	L, 1-4
Sept. 17	at Missouri Southern	L, 0-1
Sept. 22	at UMKC	L, 3-4
Sept. 26	at Texas-Pan American	W, 2-0
Sept. 28	at TCU	W, 1-0
Oct. 04	at Creighton	L, 0-3
Oct. 06	Texas-Pan American	L, 1-2
Oct. 10	West Texas A&M	L, 0-2
Oct. 13	Southwest Missouri State	L, 0-5
Oct. 19	at Alabama A&M	L, 1-3
Oct. 20	at Mercer	L, 0-2
Oct. 25	New Mexico	L, 1-3
Nov. 08	at Western Michigan	L, 0-3
Nov. 10	at Michigan State	L, 0-3

1995

Overall Record: 3-12-0

Sept. 02	at Bradley	T, 0-0
Sept. 03	vs. Illinois-Chicago	L, 0-4
Sept. 08	at Western Kentucky	L, 0-1
Sept. 09	vs. Mercer	L, 0-1
Sept. 16	Texas-Pan American	L, 0-1
Sept. 17	Alabama A&M	L, 2-4
Sept. 23	UMKC	L, 0-1
Sept. 28	Oklahoma Christian	W, 3-0
Oct. 01	TCU	L, 2-3
Oct. 06	at Centenary	L, 1-2
Oct. 07	vs. South Alabama	L, 1-8

Oct. 11	at Southwest Missouri State	L, 1-2
Oct. 14	at SMU	L, 0-3
Oct. 16	at Texas-Pan American	W, 4-0
Oct. 25	Missouri Southern	W, 3-1
Oct. 29	at UALR	L, 1-3

1994

Overall Record: 6-11-0

Sept. 03	at Evansville	L, 0-6
Sept. 05	at Southern Indiana	L, 1-5
Sept. 09	at Tulsa	W, 1-0
Sept. 17	at UMKC	L, 0-1
Sept. 21	at SMU	L, 0-5
Sept. 24	UALR	W, 5-1
Sept. 25	TCU	W, 2-0
Sept. 30	Texas-Pan American	W, 3-1
Oct. 01	Southwest Missouri State	L, 1-2
Oct. 07	at TCU	W, 3-2
Oct. 14	at Vanderbilt	L, 1-3
Oct. 16	at Memphis	L, 0-4
Oct. 21	at South Alabama	L, 0-6
Oct. 22	at Stetson	L, 1-5
Oct. 25	Tulsa	L, 1-2
Oct. 27	at Missouri Southern	W, 1-0
Oct. 30	Centenary	L, 0-1

1993

Overall Record: 3-14-2

Sept. 04	at SIUE	L, 1-3
Sept. 06	at Eastern Illinois	L, 0-3
Sept. 11	at George Mason	L, 0-4
Sept. 12	vs. American	W, 5-4
Sept. 17	Southern Indiana	T, 1-1
Sept. 19	UMKC	W, 2-1
Sept. 23	North Texas	L, 1-2
Sept. 26	Gonzaga	W, 2-1
Oct. 02	Texas Pan-American	L, 3-5
Oct. 06	Missouri Southern	L, 1-4
Oct. 09	vs. Alabama A&M	L, 0-5
Oct. 10	vs. Eastern Michigan	L, 0-1
Oct. 19	at SMU	L, 0-1
Oct. 22	at Memphis	L, 0-2
Oct. 23	at UALR	L, 1-2
Oct. 26	at Southwest Missouri State	L, 1-3
Oct. 30	vs. Denver	L, 2-5
Oct. 31	at New Mexico	L, 0-9
Nov. 02	at West Texas A&M	T, 0-0

1992

Overall Record: 12-8-0

Sept. 8	at Oklahoma City	W, 4-1
Sept. 11	Midwestern State	L, 0-2
Sept. 16	at Oklahoma Wesleyan	W, 8-1
Sept. 19	UALR	L, 2-3
Sept. 22	at Oklahoma Christian	W, 2-0
Sept. 25	at William Jewell	W, 4-0
Sept. 26	at UMKC	W, 4-0
Sept. 29	at Missouri Southern	W, 4-0
Oct. 03	Texas Wesleyan	W, 1-0
Oct. 04	Park	W, 2-0
Oct. 06	Southern Nazarene	W, 3-1
Oct. 10	West Texas State	W, 1-0
Oct. 12	Newman	W, 4-0
Oct. 16	at Tulsa	L, 2-4
Oct. 19	at Southern Indiana	L, 0-2
Oct. 21	at Western Kentucky	L, 3-4
Oct. 23	at Vanderbilt	L, 0-1
Oct. 27	John Brown	W, 5-2
Oct. 29	Southwest Missouri State	W, 3-1
Oct. 31	North Texas	L, 3-4



2020 MEN'S SOCCER MEDIA GUIDE

ALL-TIME RESULTS

1991

Overall Record: 11-7-1

Sept. 05	Rockhurst	L, 0-3
Sept. 07	vs. Texas Wesleyan	W, 2-0
Sept. 08	vs. Incarnate Word	L, 0-6
Sept. 13	at Park	W, 4-2
Sept. 14	at Avila	T, 2-2
Sept. 17	Oklahoma Wesleyan	W, 4-0
Sept. 19	at Southern Nazarene	L, 5-6
Sept. 23	Missouri Southern	W, 4-3
Sept. 27	at Bethel	W, 3-0
Sept. 28	at Newman	W, 5-0
Oct. 04	Northeastern State	W, 2-0
Oct. 06	Westminster	W, 7-0
Oct. 09	at Oklahoma Wesleyan	W, 6-1
Oct. 18	Midwestern State	L, 0-4
Oct. 19	at Austin	W, 5-0
Oct. 22	Oklahoma Christian	L, 2-3
Oct. 26	at Tulsa	L, 2-5
Oct. 29	at John Brown	W, 4-3
Oct. 31	at Oklahoma City	L, 1-2

Sept. 27	College of the Southwest	W, 2-1
Sept. 29	at Missouri Southern	L, 0-2
Oct. 1	Hardin-Simmons	L, 0-6
Oct. 8	UALR	T, 2-2
Oct. 9	Southwest Missouri State	W, 5-3
Oct. 15	UMKC	W, 3-0
Oct. 16	Sam Houston State	W, 3-2
Oct. 26	Tulsa	L, 1-7
Oct. 27	John Brown	L, 1-3

1990

Overall Record: 12-8-1

Sept. 1	Newman	W, (OT) 2-1
Sept. 5	at Northeastern State	W, 2-0
Sept. 8	Oklahoma Christian	W, 3-2
Sept. 11	Oklahoma Wesleyan	W (OT), 1-0
Sept. 13	at Southern Nazarene	L, 0-3
Sept. 15	Friends	W, 3-0
Sept. 17	at Oklahoma City	L, 1-3
Sept. 23	at Texas Wesleyan	T, 2-2
Sept. 27	John Brown	W, 2-0
Sept. 29	Austin	W, 1-0
Oct. 2	Southern Nazarene	L, 0-1
Oct. 5	Northeastern State	W, 5-2
Oct. 9	at Oklahoma Christian	L, 1-5
Oct. 13	at Oklahoma Wesleyan	W, 1-0
Oct. 14	at Tulsa	L, 1-2
Oct. 20	at Westminster	W (OT), 2-1
Oct. 21	at Missouri-Rolla	W, 2-0
Oct. 23	Oklahoma City	W, 4-1
Oct. 27	at Bellhaven	L, 2-6
Oct. 28	at Centenary	L, 1-2
Nov. 2	Oklahoma Christian	L, 0-1

1989

Overall Record: 12-13-1 (Results Incomplete)

Sept. 15	at Northeastern St.	W, 4-1
Oct. 1	Bradley	W, 2-1
Oct. 2	at Oklahoma City	L, 0-2
Oct. 4	Northeastern St.	W, 2-1
Oct. 11	at Memphis State	L, 1-3
Oct. 12	at UALR	W, 2-1
Oct. 16	Oklahoma City	
Nov. 3	at Oklahoma City	L, 0-6

1988

Overall Record: 6-12-1

Sept. 3	Newman	W, 3-0
Sept. 6	at Tulsa	L, 0-2
Sept. 8	at Southern Nazarene	L, 1-5
Sept. 10	Friends	W, 3-1
Sept. 11	Centenary	L, 1-7
Sept. 14	at Oklahoma Wesleyan	L, 0-4
Sept. 16	at Southwest Missouri State	L, 3-4
Sept. 21	Oklahoma City	L (2OT), 2-4
Sept. 23	at Missouri-St.Louis	L, 1-5
Sept. 24	vs. Southern Indiana	L, 0-5

SERIES VERSUS OPPONENTS

Air Force (1-3-0)

Sept. 19, 1997	L, 1-4	USAFA, Colo.
Sept. 21, 2003	L, 2-3	USAFA, Colo.
Sept. 19, 2010	L, 0-4	USAFA, Colo.
Sept. 14, 2012	W, 1-0 (OT)	USAFA, Colo.

Alabama A&M (0-4-0)

Oct. 9, 1993	L, 0-5	Tulsa, Okla.
Sept. 17, 1995	L, 2-4	Home
Oct. 19, 1996	L, 1-3	Huntsville, Ala.
Sept. 26, 2004	L, 1-2	Tulsa, Okla.

American (1-0-0)

Sept. 12, 1993	W, 5-4	Fairfax, Va.
----------------	--------	--------------

Arkansas (0-1-0)

Oct. 23, 2006	L, 2-4	Home
---------------	--------	------

Austin College (2-0-0)

Sept. 29, 1990	W, 1-0	Home
Oct. 19, 1991	W, 5-0	Sherman, Texas

Avila (0-0-1)

Sept. 14, 1991	T, 2-2	Kansas City, Mo.
----------------	--------	------------------

Bacone College (1-0-0)

Sept. 7, 2017	W, 4-2	Home
---------------	--------	------

Belhaven (0-1-0)

Oct. 27, 1990	L, 2-6	Jackson, Miss.
---------------	--------	----------------

Belmont (7-1-0)

Sept. 4, 1998	W, 3-1	Louisville, Ky.
Sept. 24, 1999	W, 2-1	Home
Sept. 15, 2000	W, 5-0	Nashville, Tenn.
Sept. 19, 2004	W, 4-0	Home
Sept. 3, 2005	W, 3-2	Nashville, Tenn.
Sept. 6, 2008	W, 3-0	Home
Sept. 6, 2009	W, 2-1	Nashville, Tenn.
Sept. 7, 2012	L, 1-2	Nashville, Tenn.

Bethel (Kan.) (1-0-0)

Sept. 27, 1991	W, 3-1	North Newton, Kan.
----------------	--------	--------------------

Bradley (1-7-2)

Oct. 1, 1989	W, 2-1	Home
Sept. 2, 1995	T, 0-0	Peoria, Ill.
Sept. 23, 2000	L, 1-6	Peoria, Ill.
Sept. 27, 2002	L, 0-5	Peoria, Ill.
Aug. 29, 2003	L, 1-2	Peoria, Ill.
Sept. 9, 2005	L, 0-2	Springfield, Mo.
Oct. 14, 2006	T, 0-0	Peoria, Ill.
Oct. 22, 2007	L, 1-2	Home
Oct. 31, 2011	L, 2-5	Peoria, Ill.
Aug. 26, 2018	L, 2-1	Peoria, Ill.

Buffalo (0-1-0)

Oct. 30, 2016	L, 1-0	Buffalo, N.Y.
---------------	--------	---------------

Cal Baptist (1-0-0)

Sept. 8, 2006	W, 1-0	Riverside, Calif.
---------------	--------	-------------------

Cal State Fullerton (0-1-0)

Sept. 1, 2006	L, 2-3	Memphis, Tenn.
---------------	--------	----------------

Centenary (9-11-1)

Sept. 11, 1988	L, 1-7	Home
Oct. 28, 1990	L, 1-2	Shreveport, La.
Oct. 30, 1994	L, 0-1	Home
Oct. 6, 1995	L, 1-2	Shreveport, La.

Sept. 10, 1997	L, 0-1	Home
Sept. 23, 1998	L, 0-5	Shreveport, La.
Oct. 13, 1999	W, 3-2	Home
Sept. 12, 2000	W, 1-0	Home
Oct. 17, 2000	L, 1-2	Shreveport, La.
Sept. 21, 2001	L, 1-2	Home
Oct. 7, 2001	L, 2-4	Shreveport, La.
Aug. 31, 2002	W, 3-1	Home
Oct. 15, 2002	L, 1-2	Shreveport, La.
Oct. 15, 2003	W, 4-0	Shreveport, La.
Oct. 29, 2004	W, 4-0	Home
Nov. 6, 2005	W, 2-0	Home
Oct. 21, 2006	W, 3-1	Home
Oct. 19, 2007	L, 0-1	Shreveport, La.
Oct. 17, 2008	W, 3-0	Home
Oct. 10, 2009	W, 2-1	Shreveport, La.
Sept. 25, 2010	T, 1-1	Home

Central Arkansas (8-8-1)

Oct. 25, 1998	L, 1-3	Home
Sept. 26, 1999	L, 0-1	Home
Sept. 28, 2008	W, 3-2	Conway, Ark.
Oct. 7, 2009	W, 4-0	Home
Sept. 1, 2010	W, 2-1	Conway, Ark.
Aug. 27, 2011	L, 2-3	Home
Sept. 3, 2012	L, 0-3	Conway, Ark.
Sept. 6, 2013	L, 0-1	Conway, Ark.
Oct. 28, 2013	W, 2-1 (OT)	Home
Oct. 28, 2014	L, 2-4	Conway, Ark.
Nov. 4, 2014	W, 3-0	Home
Oct. 6, 2015	T, 0-0 (2OT)	Conway, Ark.
Oct. 27, 2015	W, 6-3	Home
Oct. 4, 2016	W, 3-2	Home
Oct. 31, 2017	L, 1-6	Conway, Ark.
Sept. 25, 2018	L, 3-0	Home
Oct. 26, 2019	W, 3-1	Conway, Ark.

Central Florida (0-1-0)

Sept. 9, 2001	L, 0-1	DeLand, Fla.
---------------	--------	--------------

Clemson (0-1-0)

Sept. 3, 2006	L, 0-2	Memphis, Tenn.
---------------	--------	----------------

Creighton (0-2-0)

Oct. 4, 1996	L, 0-3	Omaha, Neb.
Sept. 15, 2002	L, 0-2	Omaha, Neb.

Denver (1-11-0)

Oct. 30, 1993	L, 2-5	Albuquerque, N.M.
Sept. 13, 1998	L, 2-3	Home
Sept. 12, 2010	L, 0-2	Denver, Colo.
Sept. 16, 2012	L, 0-4	Denver, Colo.
Nov. 2, 2013	L, 0-2	Home
Sept. 27, 2014	L, 0-4	Denver, Colo.
Oct. 10, 2015	L, 0-1	Home
Nov. 14, 2015	L, 0-2	Summit League
Oct. 22, 2016	L, 0-2	Denver, Colo.
Oct. 21, 2017	L, 0-2	Home
Nov. 3, 2018	L, 5-0	Denver, Colo.
Oct. 19, 2019	W, 1-0 (OT)	Home
Nov. 14, 2019	L, 2-0	Summit League

Detroit (3-0-1)

Oct. 10, 1999	W, 2-1	Detroit, Mich.
Oct. 21, 2001	T, 1-1	Detroit, Mich.
Oct. 23, 2005	W, 2-1	Detroit, Mich.
Sept. 27, 2009	W, 2-1	Detroit, Mich.

Drake (3-6-1)

Sept. 30, 2001	L, 1-5	Home
----------------	--------	------

Sept. 13, 2002	W, 1-0	Omaha, Neb.
Sept. 7, 2003	T, 0-0	Des Moines, Iowa
Aug. 27, 2006	L, 0-3	Home
Sept. 28, 2007	L, 2-3	Des Moines, Iowa
Sept. 26, 2008	L, 0-2	Home
Sept. 18, 2009	L, 0-4	Kansas City, Mo.
Oct. 15, 2011	L, 2-3	Home
Aug. 24, 2018	W, 1-0 (OT)	Des Moines, Iowa
Aug. 30, 2019	W, 4-1	Home

Drury (6-3-0)

Sept. 11, 1998	L, 0-2	Home
Sept. 3, 1999	L, 2-5	Springfield, Mo.
Sept. 19, 1999	W, 2-1	Home
Oct. 30, 2000	L, 0-2	Springfield, Mo.
Nov. 2, 2001	W, 3-1	Home
Nov. 8, 2002	W, 2-1	Springfield, Mo.
Sept. 26, 2003	W, 1-0	Springfield, Mo.
Oct. 29, 2003	W, 6-1	Home
Sept. 12, 2004	W, 2-0	Home

Eastern Illinois (7-6-2)

Sept. 6, 1993	L, 0-3	Charleston, Ill.
Oct. 18, 1998	L, 0-1	Charleston, Ill.
Sept. 12, 1999	W, 2-0	Charleston, Ill.
Aug. 30, 2003	W, 4-0	Peoria, Ill.
Sept. 7, 2007	L, 0-1	Kansas City, Mo.
Oct. 13, 2008	T, 0-0	Charleston, Ill.
Oct. 7, 2011	L, 1-2	Charleston, Ill.
Oct. 20, 2012	W, 2-1 (OT)	Home
Oct. 20, 2013	L, 1-2 (2OT)	Charleston, Ill.
Nov. 8, 2014	W, 5-0	Home
Sept. 26, 2015	W, 2-1	Charleston, Ill.
Sept. 24, 2016	W, 3-2	Home
Oct. 14, 2017	L, 0-1 (2OT)	Charleston, Ill.
Oct. 20, 2018	T, 1-1 (2OT)	Home
Oct. 5, 2019	W, 2-0	Charleston, Ill.

Eastern Michigan (0-1-0)

Oct. 10, 1993	L, 0-1	Tulsa, Okla.
---------------	--------	--------------

Evansville (1-3-0)

Sept. 3, 1994	L, 0-6	Evansville, Ind.
Oct. 2, 2005	L, 2-3	Evansville, Ind.
Aug. 31, 2007	W, 2-1	Memphis, Tenn.
Sept. 30, 2012	L, 0-4	Evansville, Ind.

Friends (2-0-0)

Sept. 10, 1988	W, 3-1	Home
Sept. 15, 1990	W, 3-0	Home

George Mason (0-2-0)

Sept. 11, 1993	L, 0-4	Fairfax, Va.
Sept. 12, 1997	L, 0-6	Fairfax, Va.

George Washington (0-1-0)

Sept. 14, 1997	L, 0-6	Washington D.C.
----------------	--------	-----------------

Georgia Southern (1-1-0)

Sept. 2, 2001	L, 1-3	Shreveport, La.
Sept. 8, 2006	W, 5-1	Shreveport, La.

Gonzaga (2-1-0)

Sept. 26, 1993	W, 2-1	Home
Sept. 1, 2016	L, 1-0	Spokane, Wash.
Sept. 14, 2018	W, 5-1	Home

Grand Canyon (1-1-0)

Sept. 22, 2017	L, 0-1 (OT)	Phoenix, Ariz.
Sept. 17, 2018	W, 3-1	Home



2020 MEN'S SOCCER MEDIA GUIDE

SERIES VERSUS OPPONENTS

Green Bay (0-2-0)

Oct. 25, 2009 L, 0-2 Green Bay, Wisc.
Sept. 12, 2010 L, 1-3 Home

Hardin-Simmons (0-1-0)

Oct. 1, 1988 L, 0-6 Home

Houston Baptist (4-5-2)

Sept. 13, 2009 W, 1-0 Home
Oct. 21, 2010 L, 1-2 Houston, Texas
Oct. 17, 2011 L, 1-2 Houston, Texas
Aug. 24, 2012 L, 1-5 Houston, Texas
Sept. 2, 2013 L, 1-2 (2OT) Home
Oct. 1, 2013 L, 0-2 Houston, Texas
Sept. 5, 2014 T, 1-1 Houston, Texas
Sept. 22, 2014 W, 4-3 Home
Oct. 11, 2016 W, 1-0 (OT) Home
Sept. 7, 2018 T, 0-0 (2OT) Houston, Texas
Sept. 13, 2019 W, 4-1 Home

Howard (1-0-1)

Sept. 26, 1998 T, 2-2 Home
Sept. 5, 1999 W, 4-1 Tulsa, Okla.

Illinois-Chicago (0-1-0)

Sept. 3, 1995 L, 0-4 Peoria, Ill.

Incarnate Word (7-3-1)

Sept. 8, 1991 L, 0-6 Fort Worth, Texas
Oct. 22, 2013 T, 0-0 (2OT) Home
Sept. 7, 2014 W, 2-1 San Antonio, Texas
Sept. 30, 2014 W, 3-2 Home
Aug. 29, 2015 L, 3-0 San Antonio, Texas
Sept. 4, 2015 W, 1-0 Home
Aug. 26, 2016 W, 2-0 San Antonio, Texas
Sept. 9, 2016 L, 5-2 Home
Aug. 25, 2017 W, 1-0 Home
Sept. 9, 2018 W, 3-0 San Antonio, Texas
Sept. 23, 2019 W, 1-0 Home

IUPUI (10-10-2)

Oct. 11, 1998 L, 0-1 Home
Oct. 22, 1999 L, 1-4 Indianapolis, Ind.
Nov. 7, 1999 W, 2-1 Indianapolis, Ind.
Oct. 28, 2000 L, 0-2 Home
Sept. 28, 2001 L, 1-2 Indianapolis, Ind.
Nov. 16, 2001 L, 0-2 Home
Nov. 1, 2002 W, 4-2 Home
Nov. 2, 2003 W, 2-1 Indianapolis, Ind.
Oct. 3, 2004 W, 3-0 Home
Sept. 30, 2005 W, 2-1 Indianapolis, Ind.
Sept. 23, 2006 W, 2-1 Home
Nov. 3, 2007 L, 0-1 Indianapolis, Ind.
Nov. 16, 2007 L, 0-2 Indianapolis, Ind.
Nov. 1, 2008 L, 1-2 Home
Oct. 24, 2009 L, 1-2 Indianapolis, Ind.
Oct. 9, 2010 W, 2-0 Home
Oct. 29, 2011 W, 3-1 Indianapolis, Ind.
Oct. 13, 2012 L, 0-2 Home
Nov. 9, 2013 T, 1-1 (2OT) Indianapolis, Ind.
Oct. 18, 2014 W, 2-1 Home
Nov. 7, 2015 T, 2-2 (2OT) Indianapolis, Ind.
Oct. 15, 2016 W, 2-0 Home

John Brown (3-1)

Oct. 27, 1988 L, 1-3 Home
Oct. 27, 1990 W, 2-0 Home
Oct. 29, 1991 W, 4-3 Siloam Spring, Ark.
Oct. 27, 1992 W, 5-2 Home

Kansas City (12-13-4)

Oct. 15, 1988 W, 3-0 Home
Sept. 26, 1992 W, 4-0 Kansas City, Mo.
Sept. 19, 1993 W, 2-1 Home
Sept. 17, 1994 L, 0-1 Kansas City, Mo.
Sept. 23, 1995 L, 0-1 Home
Sept. 22, 1996 L, 3-4 Kansas City, Mo.
Oct. 5, 1997 L, 2-3 Home
Oct. 22, 1997 W, 4-2 Kansas City, Mo.
Oct. 21, 1998 L, 3-4 Kansas City, Mo.
Oct. 16, 1999 W, 4-3 Home
Nov. 6, 1999 W, 3-1 Indianapolis, Ind.
Oct. 21, 2000 W, 2-1 Kansas City, Mo.
Oct. 5, 2001 L, 1-2 Home
Oct. 26, 2002 L, 0-3 Kansas City, Mo.
Oct. 25, 2003 L, 2-3 Home
Oct. 17, 2004 W, 2-1 Kansas City, Mo.
Nov. 12, 2004 W, 4-3 Macomb, Ill.
Oct. 8, 2005 W, 1-0 Home
Sept. 30, 2006 L, 1-2 Kansas City, Mo.
Nov. 3, 2006 T, 1-1 Rochester, Mich.
Oct. 27, 2007 W, 3-1 Home
Oct. 25, 2008 L, 1-3 Kansas City, Mo.
Oct. 17, 2009 T, 1-1 Home
Oct. 1, 2010 L, 2-4 Kansas City, Mo.
Nov. 12, 2010 T, 0-0 Rochester, Mich.
Oct. 22, 2011 T, 1-1 Home
Oct. 6, 2012 L, 1-2 Kansas City, Mo.
Aug. 31, 2018 L, 2-1 (2OT) Kansas City, Mo.
Sept. 2 W, 2-1 Home

Lipscomb (2-2-1)

Sept. 8, 2002 W, 5-0 Shreveport, La.
Oct. 12, 2003 W, 2-1 Home
Sept. 9, 2006 T, 0-0 Shreveport, La.
Sept. 4, 2009 L, 0-1 Nashville, Tenn.
Sept. 9, 2012 L, 2-3 (OT) Nashville, Tenn.

Louisville (0-3-0)

Sept. 8, 1996 L, 0-4 Louisville, Ky.
Sept. 6, 1998 L, 0-1 Louisville, Ky.
Sept. 2, 2007 L, 0-1 Memphis, Tenn.

Loyola (Ill.) (0-2-0)

Sept. 9, 2007 L, 0-1 Kansas City, Mo.
Sept. 20, 2009 L, 1-2 Kansas City, Mo.

Loyola Marymount (0-3-0)

Sept. 19, 2003 L, 0-2 USAFA, Colo.
Sept. 01, 2011 L, 0-2 Home
Sept. 6, 2019 L, 2-0 Los Angeles, Calif.

Marshall (0-0-1)

Oct. 17, 2010 T, 2-2 Home

Memphis (2-8-0)

Oct. 11, 1989 L, 1-3 Memphis, Tenn.
Oct. 22, 1993 L, 0-2 Memphis, Tenn.
Oct. 16, 1994 L, 0-4 Memphis, Tenn.
Oct. 31, 1999 L, 0-3 Home
Sept. 4, 2004 W, 1-0 Memphis, Tenn.
Sept. 5, 2005 L, 3-4 Memphis, Tenn.
Aug. 31, 2008 L, 3-4 Memphis, Tenn.
Sept. 3, 2010 W, 1-0 Memphis, Tenn.
Sept. 8, 2013 L, 1-2 Memphis, Tenn.
Oct. 15, 2014 L, 3-0 Home

Mercer (0-2-0)

Sept. 9, 1995 L, 0-1 Bowling Green, Ky.
Oct. 20, 1996 L, 0-2 Macon, Ga.

Metro State (0-1-0)

Sept. 21, 1997 L, 2-4 Denver, Colo.

Michigan State (1-1-0)

Nov. 10, 1996 L, 0-3 East Lansing, Mich.
Aug. 28, 2016 W, 2-0 Dallas, Texas

Mid-America Christian (1-0-0)

Sept. 16, 2013 T, 0-0 (2OT) Home

Midwestern State (0-2-0)

Oct. 18, 1991 L, 0-4 Home
Sept. 11, 1992 L, 0-2 Home

Missouri S&T (1-0-0)

Oct. 21, 1990 W, 2-0 Rolla, Mo.

Missouri-St. Louis (0-1-0)

Sept. 23, 1988 L, 1-5 St. Louis, Mo.

Missouri Southern (5-3-0)

Sept. 29, 1988 L, 0-2 Joplin, Mo.
Sept. 23, 1991 W, 4-3 Home
Sept. 29, 1992 W, 4-0 Joplin, Mo.
Oct. 6, 1993 L, 1-4 Home
Oct. 27, 1994 W, 1-0 Joplin, Mo.
Oct. 27, 1995 W, 3-1 Home
Sept. 17, 1996 L, 0-1 Joplin, Mo.
Oct. 1, 1997 W, 1-0 Home

Missouri State (5-16-6)

Sept. 16, 1988 L, 3-4 Springfield, Mo.
Oct. 9, 1988 W, 5-3 Home
Oct. 29, 1992 W, 3-1 Home
Oct. 26, 1993 L, 1-3 Springfield, Mo.
Oct. 1, 1994 L, 1-2 Home
Oct. 11, 1995 L, 1-2 Springfield, Mo.
Oct. 13, 1996 L, 0-5 Home
Sept. 5, 1997 L, 0-7 Springfield, Mo.
Sept. 29, 2002 L, 1-2 Springfield, Mo.
Sept. 28, 2003 L, 0-1 Springfield, Mo.
Sept. 15, 2004 L, 0-3 Springfield, Mo.
Sept. 10, 2005 T, 0-0 Springfield, Mo.
Aug. 25, 2006 T, 0-0 Springfield, Mo.
Sept. 14, 2007 W, 2-1 Home
Oct. 14, 2009 L, 1-3 Springfield, Mo.
Sept. 27, 2011 L, 1-6 Springfield, Mo.
Sept. 1, 2012 L, 0-1 Conway, Ark.
Sept. 25, 2013 W, 1-0 Home
Oct. 15, 2013 T, 0-0 (2OT) Springfield, Mo.
Sept. 1, 2014 W, 1-0 Home
Oct. 7, 2014 L, 2-0 Springfield, Mo.
Sept. 1, 2015 T, 0-0 (2OT) Springfield, Mo.
Nov. 2, 2015 T, 2-2 (2OT) Home
Sept. 17, 2016 T, 1-1 (2OT) Springfield, Mo.
Oct. 25, 2016 L, 1-2 (2OT) Home
Sept. 16, 2017 L, 0-1 Springfield, Mo.
Oct. 3, 2017 L, 0-1 Home

Newman (12-0-0)

Sept. 3, 1988 W, 3-0 Home
Sept. 1, 1990 W, 2-1 (OT) Home
Sept. 28, 1991 W, 5-1 Wichita, Kan.
Oct. 12, 1992 W, 4-0 Home
Oct. 23, 2004 W, 4-0 Home
Oct. 29, 2005 W, 5-0 Home
Sept. 24, 2006 W, 3-0 Home
Oct. 29, 2007 W, 6-2 Home
Nov. 4, 2008 W, 5-2 Home
Oct. 27, 2010 W, 2-1 (OT) Home

SERIES VERSUS OPPONENTS

Sept. 4, 2011	W, 3-1	Home	Sept. 28, 1995	W, 3-0	Home	Saint Mary's (0-1-0)	
Oct. 31, 2012	W, 2-1	Home	Sept. 2, 1996	W, 3-1	Home	Sept. 13, 2015	L, 2-1 (2OT) Springfield, Mo.
			Sept. 16, 2005	W, 3-0	Home		
New Mexico (0-3-0)			Oklahoma City (2-5-0)			Sam Houston State (1-0-0)	
Oct. 31, 1993	L, 0-9	Albuquerque, N.M.	Sept. 21, 1988	L, 2-4	Home	Oct. 16, 1988	W, 3-2 Home
Oct. 20, 1996	L, 1-3	Home	Oct. 2, 1989	L, 0-2	Oklahoma City, Okla.	San Diego State (1-1-0)	
Aug. 31, 2001	L, 2-3	Shreveport, La.	Nov. 3, 1989	L, 0-6	Oklahoma City, Okla.	Oct. 30, 1998	W, 1-0 Home
			Sept. 17, 1990	L, 1-3	Oklahoma City, Okla.	Sept. 16, 2011	L, 1-2 (OT) Home
Northeastern Illinois (2-0-0)			Oct. 23, 1990	W, 4-1	Home		
Oct. 12, 1997	W, 5-1	Chicago, Ill.	Oct. 31, 1991	L, 1-2	Oklahoma City, Okla.	SIUE (2-1-2)	
Oct. 31, 1997	W, 4-1	Home	Sept. 8, 1992	W, 4-1	Oklahoma City, Okla.	Sept. 4, 1993	L, 1-3 Edwardsville, Ill.
						Nov. 7, 2009	T, 1-1 Edwardsville, Ill.
Northeastern State (14-2-0)			Oklahoma Wesleyan (5-2-0)			Oct. 3, 2010	T, 0-0 Edwardsville, Ill.
Sept. 15, 1989	W, 4-1	Tahlequah, Okla.	Sept. 14, 1988	L, 0-4	Bartlesville, Okla.	Sept. 30, 2017	W, 2-1 (2OT) Edwardsville, Ill.
Oct. 4, 1989	W, 2-1	Home	Sept. 11, 1990	W, 1-0 (OT)	Home	Sept. 21, 2019	W, 4-3 (OT) Home
Sept. 5, 1990	W, 2-0	Tahlequah, Okla.	Oct. 13, 1990	W, 1-0	Bartlesville, Okla.		
Oct. 5, 1990	W, 5-2	Home	Sept. 17, 1991	W, 4-0	Home	SMU (0-9-0)	
Oct. 4, 1991	W, 2-0	Home	Oct. 9, 1991	W, 6-1	Bartlesville, Okla.	Oct. 19, 1993	L, 0-1 Dallas, Texas
Sept. 30, 1998	W, 2-1	Home	Sept. 16, 1992	W, 8-1	Bartlesville, Okla.	Sept. 21, 1994	L, 0-5 Dallas, Texas
Sept. 21, 1999	L, 0-1	Home	Oct. 16, 2012	L, 2-6	Home	Oct. 14, 1995	L, 0-3 Dallas, Texas
Sept. 26, 2000	L, 0-2	Home				Sept. 12, 2003	L, 0-1 Dallas, Texas
Sept. 25, 2001	W, 8-0	Home	Omaha (4-5-1)			Sept. 22, 2007	L, 2-3 Dallas, Texas
Oct. 16, 2001	W, 2-1	Tahlequah, Okla.	Oct. 2, 2011	W, 4-0	Home	Sept. 19, 2014	L, 0-2 Dallas, Texas
Oct. 22, 2002	W, 2-0	Home	Nov. 3, 2012	L, 0-2	Home	Sept. 29, 2015	L, 1-2 Dallas, Texas
Oct. 20, 2003	W, 9-1	Home	Oct. 26, 2013	W, 2-1	Omaha, Neb.	Sept. 27, 2016	L, 1-3 Dallas, Texas
Oct. 10, 2006	W, 4-1	Home	Oct. 4, 2014	T, 0-0	Home	Oct. 17, 2017	L, 0-2 Dallas, Texas
Oct. 9, 2007	W, 4-0	Home	Oct. 24, 2015	L, 1-2	Omaha, Neb.		
Oct. 7, 2008	W, 4-1	Home	Nov. 12, 2015	W, 2-1	Summit League	South Alabama (0-2-0)	
Nov. 3, 2009	W, 1-0	Home	Nov. 5, 2016	L, 1-3	Home	Oct. 21, 1994	L, 0-6 Mobile, Ala.
			Nov. 4, 2017	L, 0-2	Omaha, Neb.	Oct. 7, 1995	L, 1-8 Shreveport, La.
Northern Illinois (0-1-0)			Oct. 27, 2018	L, 2-1 (2OT)	Home		
Sept. 11, 2012	L, 1-3	DeKalb, Ill.	Nov. 2, 2019	W, 3-0	Omaha, Neb.	Southern Indiana (0-3-1)	
						Sept. 24, 1988	L, 0-5 St. Louis, Mo.
Northern Kentucky (1-0-0)			Oregon State (0-1-0)			Oct. 19, 1992	L, 0-2 Evansville, Ind.
Oct. 22, 2019	W, 5-2	Highland Heights, Ken.	Sept. 3, 2000	L, 0-3	Home	Sept. 17, 1993	T, 1-1 Home
						Sept. 5, 1994	L, 1-5 Evansville, Ind.
North Texas (0-2-0)			Park (2-0-0)			Southern Nazarene (1-4-0)	
Oct. 31, 1992	L, 3-4	Home	Sept. 13, 1991	W, 4-1	Parkville, Mo.	Sept. 8, 1988	L, 1-5 Bethany, Okla.
Sept. 23, 1993	L, 1-2	Home	Oct. 4, 1992	W, 2-0	Home	Sept. 13, 1990	L, 0-3 Bethany, Okla.
						Oct. 2, 1990	L, 0-1 Home
Northwestern (1-2-0)			Purdue Fort Wayne (8-4-2)			Sept. 19, 1991	L, 5-6 Bethany, Okla.
Sept. 18, 1998	L, 0-1	Evanston, Ill.	Oct. 13, 2007	W, 2-0	Home	Oct. 6, 1992	W, 3-1 Home
Oct. 8, 2000	W, 2-1	Evanston, Ill.	Oct. 11, 2008	T, 0-0	Fort Wayne, Ind.	Southwestern Oklahoma State (0-0-1)	
Sept. 24, 2004	L, 4-5	Evanston, Ill.	Oct. 2, 2009	W, 2-0	Home	Oct. 12, 2000	T, 1-1 Home
			Nov. 6, 2010	T, 1-1	Fort Wayne, Ind.	Stetson (1-2-0)	
Oakland (5-11-1)			Sept. 30, 2011	L, 1-3	Home	Oct. 22, 1994	L, 1-5 DeLand, Fla.
Nov. 1, 1998	L, 0-3	Home	Nov. 11, 2011	W, 3-2	Kansas City, Mo.	Sept. 7, 2001	L, 3-4 DeLand, Fla.
Oct. 9, 1999	L, 1-3	Rochester, Mich.	Sept. 23, 2012	W, 5-1	Fort Wayne, Ind.	Sept. 6, 2002	W, 4-0 Shreveport, La.
Oct. 14, 2000	L, 0-1	Home	Sept. 29, 2013	W, 2-1 (OT)	Home		
Oct. 20, 2001	W, 1-0	Rochester, Mich.	Oct. 11, 2014	L, 1-0	Fort Wayne, Ind.	St. Mary's - California (0-1-0)	
Oct. 19, 2002	L, 2-3	Home	Oct. 31, 2015	W, 4-1	Home	Sept. 13, 2015	L, 2-1 Springfield, Mo.
Nov. 8, 2003	L, 1-5	Rochester, Mich.	Oct. 1, 2016	L, 3-1	Fort Wayne, Ind.		
Nov. 14, 2003	L, 0-1	Rochester, Mich.	Oct. 7, 2017	W, 5-0	Home	TCU (6-3-0)	
Oct. 9, 2004	W, 1-0	Home	Oct. 13, 2018	L, 3-1	Fort Wayne, Ind.	Sept. 25, 1994	W, 2-0 Home
Oct. 22, 2005	L, 1-2	Rochester, Mich.	Sept. 28, 2019	W, 6-0	Home	Oct. 7, 1994	W, 3-2 Fort Worth, Texas
Oct. 26, 2006	W, 2-0	Home				Oct. 1, 1995	L, 2-3 Home
Oct. 6, 2007	L, 0-1	Rochester, Mich.	Rockhurst (0-1-0)			Sept. 28, 1996	W, 1-0 Fort Worth, Texas
Oct. 4, 2008	W, 1-0	Home	Sept. 5, 1991	L, 0-3	Home	Sept. 17, 1997	W, 2-1 Home
Sept. 25, 2009	L, 0-1	Rochester, Mich.				Oct. 7, 1998	L, 1-2 Fort Worth, Texas
Oct. 30, 2010	T, 2-2	Home	Rogers State (1-1-0)			Oct. 5, 1999	L, 0-3 Fort Worth, Texas
Nov. 14, 2010	L, 0-2	Rochester, Mich.	Sept. 7, 2010	L, 0-1	Home	Sept. 8, 2000	W, 2-1 Home
Sept. 23, 2010	W, 2-1	Rochester, Mich.	Sept. 20, 2013	W, 2-1	Home	Sept. 10, 2002	W, 2-0 Fort Worth, Texas
Sept. 22, 2012	L, 0-5	Home					
Oklahoma Christian (5-3-0)			Rutgers (0-1-0)			Texas-Pan American (3-3-0)	
Sept. 8, 1990	W, 3-2	Home	Sept. 1, 2017	L, 3-5	Home	Oct. 2, 1993	L, 3-5 Home
Oct. 9, 1990	L, 1-5	Edmond, Okla.				Sept. 30, 1994	W, 3-1 Home
Nov. 2, 1990	L, 0-1	Home	Saint Louis (1-1-0)			Sept. 16, 1995	L, 0-1 Home
Oct. 22, 1991	L, 2-3	Home	Sept. 10, 2010	L, 2-5	St. Louis, Mo.		
Sept. 22, 1992	W, 2-0	Edmond, Okla.	Aug. 30, 2013	W, 1-3	St. Louis, Mo.		



2020 MEN'S SOCCER MEDIA GUIDE

SERIES VERSUS OPPONENTS

Oct. 16, 1995 W, 4-0 Edinburg, Texas
 Sept. 26, 1996 W, 2-0 Edinburg, Texas
 Oct. 6, 1996 L, 1-2 Home

Texas Wesleyan (2-0-1)

Sept. 23, 1990 T, 2-2 Fort Worth, Texas
 Sept. 7, 1991 W, 2-0 Fort Worth, Texas
 Oct. 3, 1992 W, 1-0 Home

Tulsa (2-20-1)

Sept. 6, 1988 L, 0-2 Tulsa, Okla.
 Oct. 26, 1988 L, 1-7 Home
 Oct. 14, 1990 L, 1-2 Tulsa, Okla.
 Oct. 26, 1991 L, 2-5 Tulsa, Okla.
 Oct. 16, 1992 L, 2-4 Tulsa, Okla.
 Sept. 9, 1994 W, 1-0 Tulsa, Okla.
 Oct. 25, 1994 L, 1-2 Home
 Sept. 13, 1996 L, 1-4 Tulsa, Okla.
 Sept. 25, 1997 L, 0-3 Home
 Oct. 4, 1998 L, 0-5 Tulsa, Okla.
 Sept. 21, 2000 L, 3-7 Home
 Sept. 18, 2001 L, 0-2 Tulsa, Okla.
 Sept. 20, 2002 L, 1-2 Home
 Sept. 13, 2003 L, 1-2 Dallas, Texas
 Sept. 17, 2004 L, 0-3 Tulsa, Okla.
 Sept. 1, 2005 W, 3-1 Home
 Oct. 17, 2006 L, 2-4 Home
 Oct. 20, 2008 L, 0-4 Home
 Sept. 16, 2014 L, 4-1 Tulsa, Okla.
 Sept. 10, 2015 L, 6-2 Tulsa, Okla.
 Oct. 18, 2016 T, 3-3 (2OT) Tulsa, Okla.
 Oct. 23, 2018 L, 5-1 Tulsa, Okla. (ONEOK)
 Oct. 8, 2019 L, 3-2 Tulsa, Okla. (ONEOK)

UAB (0-2-0)

Aug. 29, 2008 L, 1-2 Memphis, Tenn.
 Sept. 9, 2011 L, 1-6 Birmingham, Ala.

UALR (2-3-1)

Oct. 8, 1988 T, 2-2 Home
 Oct. 12, 1989 W, 2-1 Little Rock, Ark.
 Sept. 19, 1992 L, 2-3 Home
 Oct. 23, 1993 L, 1-2 Little Rock, Ark.
 Sept. 24, 1994 W, 5-1 Home
 Oct. 29, 1995 L, 1-3 Little Rock, Ark.

UC Irvine (0-1-0)

Sept. 17, 2015 W, 2-1 (2OT) Home

UC Riverside (0-1-0)

Sept. 12, 2008 L, 1-3 Las Vegas, Nev.

UC-Santa Barbara (0-1-0)

Oct. 26, 1997 L, 1-2 Home

UNLV (1-2-1)

Sept. 14, 2008 L, 1-2 Las Vegas, Nev.
 Sept. 11, 2009 T, 0-0 Home
 Sept. 24, 2017 L, 1-5 Las Vegas, Nev.
 Sept. 2, 2018 W, 2-1 (OT) Home

Univ. of the Southwest (1-0-0)

Sept. 27, 1988 W, 2-1 Home

Valparaiso (9-2-3)

Sept. 7, 1996 T, 2-2 Valparaiso, Ind.
 Oct. 10, 1997 T, 2-2 Valparaiso, Ind.
 Nov. 2, 1997 L, 0-1 Home
 Sept. 20, 1998 L, 1-2 Valparaiso, Ind.
 Oct. 2, 1999 W, 1-0 Home

Oct. 6, 2000 W, 3-2 Valparaiso, Ind.
 Oct. 26, 2001 W, 4-0 Home
 Oct. 4, 2002 W, 2-1 Valparaiso, Ind.
 Oct. 10, 2003 W, 3-0 Home
 Sept. 10, 2004 T, 0-0 Valparaiso, Ind.
 Oct. 15, 2005 W, 5-3 Home
 Oct. 9, 2011 W, 3-2 Valparaiso, Ind.
 Oct. 1, 2018 W, 4-1 Valparaiso, Ind.
 Sept. 15, 2019 W, 2-1 (2OT) Home

Vanderbilt (0-2-0)

Oct. 23, 1992 L, 0-1 Nashville, Tenn.
 Oct. 14, 1994 L, 1-3 Nashville, Tenn.

Virginia Tech (0-1-0)

Sept. 16, 2007 L, 1-3 Home

Washington (0-2-0)

Nov. 14, 1999 L, 1-2 Seattle, Wash.
 Sept. 4, 2016 L, 4-2 Seattle, Wash.

Westminster College (Mo.) (2-0-0)

Oct. 20, 1990 W, 2-1 (OT) Rolla, Mo.
 Oct. 6, 1991 W, 7-0 Home

Western Illinois (9-17-3)

Sept. 28, 1997 L, 1-2 Home
 Oct. 17, 1997 L, 0-1 Macomb, Ill.
 Oct. 16, 1998 L, 0-3 Macomb, Ill.
 Oct. 19, 1999 W, 1-0 Home
 Sept. 29, 2000 L, 0-11 Macomb, Ill.
 Oct. 12, 2001 W, 3-2 Home
 Oct. 12, 2002 L, 0-4 Macomb, Ill.
 Oct. 3, 2003 L, 1-2 Home
 Oct. 15, 2004 W, 3-0 Macomb, Ill.
 Nov. 14, 2004 L, 0-4 Macomb, Ill.
 Nov. 5, 2005 T, 1-1 Home
 Nov. 11, 2005 T, 1-1 Macomb, Ill.
 Oct. 7, 2006 L, 1-6 Macomb, Ill.
 Nov. 9, 2007 W, 1-0 Home
 Nov. 8, 2008 L, 0-2 Macomb, Ill.
 Oct. 31, 2009 L, 1-4 Home
 Oct. 15, 2010 W, 2-1 (OT) Macomb, Ill.
 Nov. 5, 2011 W, 3-2 Home
 Nov. 13, 2011 L, 1-2 Kansas City, Mo.
 Oct. 27, 2012 L, 1-2 Macomb, Ill.
 Oct. 12, 2013 W, 2-0 Home
 Nov. 15, 2013 L, 1-3 Macomb, Ill.
 Nov. 1, 2014 W, 2-0 Macomb, Ill.
 Nov. 14, 2014 L, 1-2 Denver, Colo.
 Oct. 3, 2015 W, 3-2 Home
 Oct. 8, 2016 L, 0-4 Macomb, Ill.
 Oct. 28, 2017 L, 0-1 Home
 Sept. 29, 2018 T, 1-1 (2OT) Macomb, Ill.
 Nov. 9, 2019 L, 2-1 Home

Western Kentucky (2-2-0)

Oct. 21, 1992 L, 3-4 Bowling Green, Ky.
 Sept. 8, 1995 L, 0-1 Bowling Green, Ky.
 Sept. 17, 2000 W, 1-0 Bowling Green, Ky.
 Sept. 3, 2004 W, 2-0 Memphis, Tenn.

Western Michigan (0-1-0)

Nov. 8, 1996 L, 0-3 Kalamazoo, Mich.

West Texas A&M (2-1-1)

Oct. 10, 1992 W, 1-0 Home
 Nov. 2, 1993 T, 0-0 Canyon, Texas
 Oct. 10, 1996 L, 0-2 Home
 Oct. 25, 1999 W, 3-1 Canyon, Texas

William Jewell (1-0-0)


Sept. 25, 1992 W, 4-0 Liberty, Mo.

Wisconsin (0-0-1)

Aug. 27, 2017 T, 1-1 (2OT) Home



ORU SN



2021 SCHEDULE

MEN'S SOCCER

JAN.
23
OKLAHOMA CITY
1PM

JAN.
29
NORTHEASTERN ST.
6PM

FEB.
3
@CENTRAL ARKANSAS
5PM

FEB.
7
ROGERS ST.
5PM

FEB.
13
KANSAS CITY*
4:30PM

FEB.
18
EASTERN ILLINOIS*
5:30PM

FEB.
20
EASTERN ILLINOIS*
2PM

MAR.
4
@DENVER*
7PM

MAR.
6
@DENVER*
3PM

MAR.
10
CENTRAL ARKANSAS
5:30PM

MAR.
18
@WESTERN ILLINOIS*
3PM

MAR.
20
@WESTERN ILLINOIS*
2PM

APR.
1
OMAHA*
7PM

APR.
3
OMAHA*
7PM

APR.
10
@KANSAS CITY *
7PM



**BUILD
THE NEST**

