

# Oral Roberts

## BASKETBALL

Location Tulsa, Okla.  
 Nickname Golden Eagles  
 Colors Navy Blue and Vegas Gold

Enrollment 4,753 (Fall 2021)  
 President Dr. William Wilson  
 Athletic Director Tim Johnson

Asst. AD of Communications Jarrett Hardwick  
 Hardwick's Email jhardwick@oru.edu  
 Twitter @JarrettH70

## 2021-22 SCHEDULE/RESULTS

DATE	OPPONENT	TIME (CT)
Nov. 9	at Colorado State	L, 80-109
Nov. 12	Southwestern Christian	W, 121-50
Nov. 18	Haskell	W, 89-46
Nov. 20	at Central Arkansas	L, 67-70
Nov. 23	Rogers State	W, 91-31
Nov. 26	Oklahoma State	L, 77-78 (OT)
Nov. 29	Tulsa	W, 87-80
Dec. 2	at TCU	L, 63-71
Dec. 4	at Houston Baptist	W, 85-67
Dec. 11	at Missouri State	L, 69-60
Dec. 16	UT Arlington	W, 71-62
Dec. 20	at South Dakota *	W, 82-73
Dec. 22	at South Dakota State *	L, 82-76
Dec. 30	Denver *	7 p.m.
Jan. 1	Omaha *	7 p.m.
Jan. 6	at St. Thomas *	7 p.m.
Jan. 8	at Western Illinois *	2 p.m.
Jan. 15	at Kansas City *	7 p.m.
Jan. 20	North Dakota *	7 p.m.
Jan. 22	North Dakota State *	7 p.m.
Jan. 27	at Omaha *	7 p.m.
Jan. 29	at Denver *	3 p.m.
Feb. 3	Western Illinois *	7 p.m.
Feb. 5	St. Thomas *	7 p.m.
Feb. 12	Kansas City *	7 p.m.
Feb. 17	at North Dakota State *	7 p.m.
Feb. 19	at North Dakota *	1 p.m.
Feb. 24	South Dakota State *	7 p.m.
Feb. 26	South Dakota *	7 p.m.
Mar. 5-8	Summit League Championships	TBA

\* - Summit League Game

Home Games in Bold


Times listed are Central and subject to change



## ORAL ROBERTS GOLDEN EAGLES

Record	7-6 (1-1 Summit League)	Head Coach	Paul Mills
Streak	L1	Record at ORU	64-73 (5th Season)
Ranking (AP/Coaches)	-- / --	Career Record	Same
Ranking (Mid-Major)	RV	Department Twitter	@ORUAthletics
NCAA NET Ranking	174	MBB Twitter	@ORUMBB

GAME 14 | DEC. 30, 2021 | 7 P.M. | TULSA, OKLAHOMA | MABEE CENTER



## DENVER PIONEERS

Record	5-10 (1-1 Summit League)	Head Coach	Jeff Wulbrun
Streak	W1	Record at SDSU	5-10 (1st Season)
Ranking (AP/Coaches)	-- / --	Career Record	Same
Ranking (Mid-Major)	--	Department Twitter	@DU_Pioneers
NCAA Net Ranking	271	MBB Twitter	@DU_MensHoops

## QUICK HITS

- For the 10th time this season, Max Abmas led ORU in scoring with 19 points at South Dakota State. Kareem Thompson also recorded 19 points on the road at SDSU. It was the first time this season Thompson led the Golden Eagles in scoring and second time this season he scored 10-plus points.
- Abmas (21.1 ppg) and Weaver (10.5) both score in double figures to lead the Golden Eagles offense, which ranks 31st in the NCAA at 80.7 points per game.
- Behind his season-best 38 points in the Mayor's Cup win over Tulsa, Abmas now ranks 9th in the nation in points per game and is third the country making 4.25 3-pointers a game. The junior recently moved past Eric Perry (1996-2000) for fifth in program history in career triples and has 238 in his tenure. He is currently 15th all-time in scoring with 1,387 career points.
- ORU is hitting 12.8 triples per game, second in the nation, thanks to a school-record 21 against Southwestern Christian and 19 versus Tulsa. The team has made double-digit 3-pointers in 10 of 12 outings this season.
- The Golden Eagles currently rank 43rd in the NCAA pulling down 40.3 rebounds a contest.

## SCOUTING THE OPPONENT

- ORU has battled the Pioneers to an 8-10 record in the all-time series, including an 91-82 win when the teams last met on January 16, 2021. ORU is 6-2 all-time at home against Denver.
- The Pioneers are coming off a 75-74 win against St. Thomas on a last second shot. Denver sits 26th in the country in free-throw attempts. The squad from Denver, Colorado, also sits 48th in free-throws made.
- KJ Hunt leads Denver averaging 16.8 points per game. Hunt is 11th in the nation in total field-goal attempts and 14th in total field-goals made. He is also 29th in the nation in total points. Jordan Johnson averages 11.1 points per game for the Pioneers. Johnson leads the team and the league in total minutes played.

	2021-22	DENVER
> 80.7	PPG	67.3
68.3	Opp. PPG	71.1 <
.444	FG %	.456 <
.425	FG % Def.	.438 <
> .386	3FG %	.346
> .727	FT%	.673
> 40.3	RPG	31.9
> +4.2	+/- Reb.	-2.1
> 12.7	APG	12.5
11.7	TPG	14.5 <
> 7.1	SPG	5.5
> 4.5	BPG	3.3

## #ORUMBB PROBABLE STARTING LINEUP



**2 KAREEM THOMPSON**  
**G JR. | 6-5 | 200**

PPG	RPG	SPG	FG%	MPG
7.5	6.2	1.0	47.5	24.9



**3 MAX ABMAS**  
**G JR. | 6-0 | 175**

PPG	RPG	APG	FG%	MPG
21.1	3.2	3.5	42.9	34.9



**11 CARLOS JÜRGENS**  
**G RJR. | 6-4 | 200**

PPG	RPG	APG	FG%	MPG
6.5	4.0	1.8	34.1	24.7




**14 DESHAUN WEAVER**  
**F RJR. | 6-7 | 205**

PPG	RPG	3FG%	FG%	MPG
10.5	4.2	40.7	49.5	21.8



**22 FRANCIS LĀCIS**  
**F SR. | 6-7 | 220**

PPG	RPG	BPG	FG%	MPG
6.9	7.4	1.3	43.2	27.4



## BROADCAST INFO:

•ONLINE VIDEO  
 ORU Sports Network (ORUSN)  
[www.ORUAthletics.com/watch](http://www.ORUAthletics.com/watch)  
 or via ORU Athletics App



•LOCAL RADIO  
 99.9 FM ESPN Radio

## FOLLOW ORU!!



@ORUMBB



#ORUMBB #GOLDENSTANDARD

**MEDIA INFORMATION**

There are a number of ways to keep up with the Oral Roberts men's basketball team this season. All home games will be broadcast for FREE at ORUAthletics.com/watch on the revamped ORU Sports Network and also can be viewed live on the ORU Athletics App or via the ORUSN Roku app. Free audio of road games also will be available on www.ORUAthletics.com. Finally, updates can be found on Twitter by following @ORUAthletics and @ORUMBB or the hashtag #ORUMBB.

**INTERVIEW PROCEDURES**

**During the week:** Head Coach Paul Mills and players will be available for interviews up to 30 minutes prior to practice each day with advance notice. Contact the ORU Athletic Communications Department to arrange interviews and verify practice times.

**After the game:** If requested, players and coaches will be available in the media room after a 10-minute, cool-down period. For specific requests, please contact the ORU Athletic Communications staff. At home games, members of the opposing team will NOT be taken to the media room unless otherwise specified.

**QUICK FACTS (PRIOR TO THE 2021-22 SEASON)**

**FIRST YEAR OF BASKETBALL:** 1965-66

**OVERALL ALL-TIME RECORD:** 964-708 (.577) (56 years)

**NCAA TOURNAMENT APPEARANCES (REC):** 6 (4-6)

**LAST NCAA TOURNAMENT:**

2021 Sweet 16 (W, 75-72 vs. #2 Ohio State)

(W, 81-78 vs. #7 Florida)

(L, 70-72 vs. #3 Arkansas)

**2020-21 RECORD:** 18-11 (8-3 H; 5-7 A; 5-1 N)

**2020-21 SUMMIT LEAGUE RECORD/FINISH:** 10-5/4th

**FINAL RANKING LAST YEAR:** #11, Mid-Major Poll

**STARTERS RETURNING/LOST:** 3/2

**LETTERMEN RETURNING/LOST:** 10/5

**NEWCOMERS:** 5

**ORU ATHLETIC COMMUNICATIONS**

**ASSISTANT A.D.-COMMUNICATIONS/MBB:** Jarrett Hardwick

**SLARKS' PHONE:** 918-495-7094

**EMAIL:** jhardwick@oru.edu

**DIR.-ATHLETIC COMMUNICATIONS:** TBA

**PHONE:** TBA

**EMAIL:** TBA

**DIR.-CREATIVE CONTENT:** Duncan White

**HARDWICK'S PHONE:** 918-495-7181

**EMAIL:** duwhite@oru.edu

**ASST. DIR.-ATHLETIC COMMUNICATIONS:** Jon Opiela

**POUNDS' PHONE:** 918-495-6616

**EMAIL:** jopiela@oru.edu

**ASST. DIR.-ATHLETIC COMMUNICATIONS:** Josh Salim

**POUNDS' PHONE:** 918-495-6616

**EMAIL:** jsalim@oru.edu

**VOICE OF THE GOLDEN EAGLES:** Adam Hildebrandt

**WEBSITE:** ORUAthletics.com

**MAILING ADDRESS:** 7777 S. Lewis Ave.

Tulsa, OK 74171

**STATISTICAL TRENDS, WINS AND LOSSES****WINS (7 GMS)**

89.4  
58.4  
.483  
.382  
.441  
.761  
+12.1  
14.0  
12.0  
8.9  
4.4

Scoring Average  
Opp. Scoring Average  
FG Percent  
FG Percent Defense  
3FG Percent  
FT Percent  
Rebounding Margin  
Assists/Game  
Turnovers/Game  
Steals/Game  
Blocks/Game

**LOSSES (6 GMS)**

70.5  
79.8  
.400  
.469  
.323  
.655  
-5.2  
11.2  
11.3  
5.0  
4.5

**SUMMIT LEAGUE STANDINGS**

TEAM	CURRENT NET RANK	2021-22 CONFERENCE	2021-22 OVERALL
South Dakota State	99	2-0	11-4
Western Illinois	125	1-1	10-3
Oral Roberts	174	1-1	7-6
Kansas City	200	1-1	6-6
St. Thomas	212	1-1	6-7
North Dakota St.	224	1-0	9-4
Denver	271	1-1	5-10
South Dakota	281	0-2	7-6
Omaha	341	1-1	2-11
North Dakota	347	0-1	4-10

**2021-22 SUMMIT LEAGUE PRESEASON AWARDS****ALL-SUMMIT LEAGUE FIRST TEAM**

**Max Abmas, Oral Roberts**

Josiah Allick, Kansas City

Sam Griesel, North Dakota State

Rocky Kreuser, North Dakota State

Baylor Scheierman, South Dakota State

Douglas Wilson, South Dakota State

**ALL-SUMMIT LEAGUE SECOND TEAM**

Will Carius, Western Illinois

Tyree Eady, North Dakota State

Noah Freidel, South Dakota State

Xavier Fuller, South Dakota

Tasos Kamateros, South Dakota

**Player of the Year**

**Max Abmas, Oral Roberts**

ORUAthletics.com is the official online home of all 16 of ORU's NCAA Division I teams. Designed and launched by SIDEARM Sports in the summer of 2020, the responsive site was built to be user friendly and will adapt seamlessly for desktop, mobile and tablet viewers to ensure a smooth experience when following the best content of the Golden Eagles.

ORUAthletics.com is also the home of the ORU Sports Network, which features free, live video broadcasts of all home athletic events. In partnership with the ORU digital media department, all broadcasts are entirely student run, including handling all aspects of production from running cameras, replays, graphics and technical directing. The new ORUSN will include featured content such as student-athlete and coach

**ORUATHLETICS.COM | OFFICIAL WEBSITE OF ORU ATHLETICS**

spotlights, facility tours and a behind-the-scenes look into all aspects of ORU Athletics. ORU also offers a mobile app to make following the Golden Eagles even easier. The ORU Athletics app in partnership with SIDEARM Sports provides live stats, news alerts and live audio and video streams for all games through the ORU Sports Network. The app is available for free in the

Google Play Store and iTunes.

TheSummitLeague.org is another online resource to find information about the Golden Eagles as the site includes league statistics and standings, as well as a weekly release with all the news and information surrounding one of the top mid-major conferences in the nation.

## OFFENSIVE BALANCE

GAME	LEADING SCORER	2ND SCORER
at Colorado State	Max Abmas-20	Carlos Jürgens-15
Southwestern Christian	Max Abmas-16	Carlos Jürgens-14
Haskell	Trey Phipps-22	DeShang Weaver-13
at Central Arkansas	Issac McBride-25	Thompson, Phipps-10
Rogers St.	Max Abmas-23	Issac McBride-17
Oklahoma State	Max Abmas-29	DeShang Weaver-20
Tulsa	Max Abmas-38	DeShang Weaver-13
at TCU	Max Abmas-20	Francis Lâcis-14
at Houston Baptist	Max Abmas-18	Trey Phipps-14
at Missouri State	Max Abmas-19	DeShang Weaver-15
UT Arlington	Francis Lâcis-21	DeShang Weaver-18
at South Dakota	Max Abmas-32	Issac McBride-16
at South Dakota State	Abmas & Thompson-19	Phipps-10

Denver
Omaha
at St. Thomas
at Western Illinois
at Kansas City
North Dakota
North Dakota St.
at Omaha
at Denver
Western Illinois
St. Thomas
Kansas City
at North Dakota St.
at North Dakota
South Dakota St.
South Dakota

TEAM SEASON HIGHS	#	DATE/OPPONENT
Points	121	vs Southwestern Christian (11/12/21)
Field Goals	42	vs Southwestern Christian (11/12/21)
3-pt Made	21	vs Southwestern Christian (11/12/21)
FT Made	18	vs Haskell (11/18/21)
Rebounds	62	vs Haskell (11/18/21)
Assists	21	vs Southwestern Christian (11/12/21)
Steals	20	vs Southwestern Christian (11/12/21)
Blocks	8	at Central Arkansas (11/20/21)
Turnovers	17	vs Haskell (11/18/21)
TEAM SEASON LOWS	#	DATE/OPPONENT
Points	60	at Missouri State (12/11/21)
Field Goals	22	at Central Arkansas (11/20/21)
3-pt Made	6	at Central Arkansas (11/20/21)
FT Made	1	at TCU & South Dakota State (12/2 & 12/22/21)
Rebounds	32	vs. Tulsa (11/29/21)
Assists	8	at South Dakota (12/20/21)
Steals	2	at South Dakota (12/20/21)
Blocks	1	at Houston Baptist (12/4/21)
Turnovers	5	at Colorado State (11/9/21)

## SCORING MILESTONE WATCH

1. Greg Sutton (1988-91)	3,070	11. Emmanuel Nzekwesi (2015-20)	1,492
2. Richard Fuqua (1969-73)	3,004	12. Jeff Acres (1980-85)	1,476
3. Caleb Green (2003-07)	2,503	13. Carl Hardaway (1966-70)	1,408
4. Anthony Roberts (1973-77)	2,341	14. Damen Bell-Holter (2009-13)	1,389
5. Dominique Morrison (2008-12)	2,080	15. <b>Max Abmas (2019-pres.)</b>	<b>1,387</b>
6. Mark Acres (1981-85)	2,038	16. Obi Emegano (2013-16)	1,367
7. Ken Tutt (2003-07)	2,019	17. Eddie Woods (1970-74)	1,340
8. Warren Niles (2009-13)	1,984	18. Ray Thompson (1991-93)	1,326
9. Tim Gill (1994-98)	1,959	19. Albert Owens (2014-18)	1,318
10. Haywoode Workman (1986-89)	1,506	20. Kevin Obonor (2018-21)	1,306

## COACHING STAFF

## PAUL MILLS

Texas A&M / 1996  
64-73 / 5th Season



## &gt; AT ORU

In his first four seasons at ORU, the Golden Eagles earned 10 postseason honors from The Summit League; Player of the Year (Abmas), Newcomer of the Year (Ruder & Obonor), Sixth Man of the Year (Owens & Obonor), First Team All-Summit League (Abmas, Obonor & Nzekwesi), Second Team All-Summit League (Nzekwesi & Obonor), Honorable Mention All-Summit League (Nzekwesi) and All-Newcomer (Glasper, Abmas, Burns, Kearns & Obonor).

## &gt; VETERAN COACH

Although ORU is Mills' first NCAA head coaching job, Mills has been in the Division I ranks since 2002 when he joined Rice as the director of operations. Before coming to ORU, Mills served on the staff of Scott Drew at Baylor for 14 years.

## &gt; POSTSEASON EXPERIENCE

Mills and the Golden Eagles made their first NCAA Tournament appearance in 2021 reaching the Sweet 16. While at Baylor, Mills made nine postseason appearances, including seven NCAA Tournaments. Baylor made the Elite Eight twice and made two additional appearances in the Sweet 16. The Bears were the 2012-13 NIT champions.

## SAM PATTERSON

Baylor/2008  
Assistant Coach  
5th Season



## RUSSELL SPRINGMANN

Salisbury State/1990  
Assistant Coach  
4th Season



## KENTON PAULINO

Texas/2008  
Assistant Coach  
1st Season




## STEVE UPSHAW

Northeastern State/1992  
Director of Operations  
20th Season



## IAIN LAYMON

Indiana/2017  
Video Coordinator  
5th Season



**SITUATIONAL RECORDS****ORU'S RECORD WHEN...**

Leading at Halftime	7-0
Trailing at Halftime	0-6
Tied at Halftime	0-0
More Field Goals than opp.	6-2
Fewer Field Goals than opp.	1-4
More 3-pointers than opp.	7-4
Fewer 3-pointers than opp.	0-2
More Free Throws Made than opp.	5-1
Fewer Free Throws Made than opp.	2-5
More Free Throw Attempts than opp.	4-2
Fewer Free Throw Attempts than opp.	2-4
More Rebounds than opp.	5-2
Fewer Rebounds than opp.	1-4
More Assists than opp.	5-2
Fewer Assists than opp.	1-4
Same Amount Assists as opp.	1-0
More Steals than opp.	3-2
Fewer Steals than opp.	2-4
Same Amount Steals as opp.	1-0
More Turnovers than opp.	3-4
Fewer Turnovers than opp.	4-1
More Blocked Shots than opp.	5-1
Fewer Blocked Shots than opp.	1-4
Same Amount Blocks as opp.	1-1
Home	5-1
Away	2-5
Neutral	0-0
Overtime	0-0
Leading with 3:00 to play	5-0
<b>GAMES DECIDED BY ...</b>	
1-5 Points	0-2
6-10 Points	4-3
11-19 Points	1-0
20+ Points	3-1

**ORU BENCH PRODUCTION**

GAME	ORU-OPP	DIFF	TOP BENCH
			SCORER
at Colorado St.	27-53	-26	12-McBride
Southwestern Christian	56-15	+41	13-Herron
Haskell	44-14	+30	22-Phipps
at Central Arkansas	37-15	+22	25-McBride
Rogers St.	52-10	+42	17-McBride
Oklahoma St.	8-47	-39	4-McBride
Tulsa	13-24	-11	7-Phipps
at TCU	11-21	-10	6-Phipps
at Houston Baptist	41-9	+32	14-Phipps
at Missouri St.	9-11	-9	5-Phipps
UT Arlington	17-24	+9	10-Phipps
at South Dakota	33-8	+9	16-McBride
at South Dakota St.	24-16	+8	10-Phipps
Denver			
Omaha			
at St. Thomas			
at Western Illinois			
at Kansas City			
North Dakota			
North Dakota St.			
at Omaha			
at Denver			
Western Illinois			
St. Thomas			
Kansas City			
at North Dakota St.			
at North Dakota			
South Dakota St.			
South Dakota			

**LEADS, DEFICITS AND MARGINS**

GAME	LARGEST +	LARGEST -	FINAL	BIGGEST
			MARGIN	ORU RUN
at Colorado St.	4	34	-29	7
Southwestern Christian	74	0	+71	19
Haskell	45	0	+43	22
at Central Arkansas	7	22	-3	12
Rogers St.	60	0	+60	13
Oklahoma St.	9	5	-1	9
Tulsa	15	2	+7	8
at TCU	1	17	-8	7
at Houston Baptist	24	8	+18	10
at Missouri St.	6	11	-9	8
UT Arlington	13	0	+9	8
at South Dakota	13	3	+9	6
at South Dakota St.	3	13	6	10
Denver				
Omaha				
at St. Thomas				
at Western Illinois				
at Kansas City				
North Dakota				
North Dakota St.				
at Omaha				
at Denver				
Western Illinois				
St. Thomas				
Kansas City				
at North Dakota St.				
at North Dakota				
South Dakota St.				
South Dakota				

**SUMMIT LEAGUE PLAYERS OF THE WEEK**

Week 1 (Nov. 15)  
Baylor Scheierman, South Dakota State

Week 2 (Nov. 22)  
Evan Gilyard II, Kansas City

Week 3 (Nov. 29)  
Noah Freidel, South Dakota State

Week 4 (Dec. 6)  
Colton Sandage, Western Illinois

Week 5 (Dec. 13)  
Baylor Scheierman, South Dakota State

Week 6 (Dec. 20)  
Francis Latis, Oral Roberts

Week 7 (Dec. 27)  
Trenton Massner, Western Illinois

Week 8 (Jan. 3)

Week 9 (Jan. 10)

Week 10 (Jan. 17)

Week 11 (Jan. 24)

Week 12 (Jan. 31)

Week 13 (Feb. 7)

Week 14 (Feb. 14)

Week 15 (Feb. 21)

Week 16 (Feb. 28)





## COLLEGEINSIDER.COM MID-MAJOR POLL (DECEMBER 27, 2021)

	TEAM (1ST PLACE VOTES)	RECORD	PTS	PREV.	CONFERENCE
1	Gonzaga (31)	10-2	775	1	West Coast
2	San Francisco	12-1	726	2	West Coast
3	Loyola Chicago	9-2	672	3	Missouri Valley
4	Iona	10-2	647	4	Metro Atlantic
5	BYU	11-3	645	5	West Coast
6	Belmont	10-3	608	6	Ohio Valley
7	Saint Mary's	11-3	598	7	West Coast
8	Ohio	9-2	495	9	Mid-American
9	Murray State	10-2	493	8	Ohio Valley
10	New Mexico State	11-2	450	11	Western Athletic
11	Monmouth	10-3	401	10	Metro Atlantic
12	South Dakota State	11-4	363	16	Summit
13	Drake	9-4	361	12	Missouri Valley
14	Grand Canyon	10-2	352	13	Western Athletic
15	Chattanooga	10-3	341	15	Southern
16	Oakland	7-4	274	14	Horizon
17	James Madison	9-2	250	17	Colonial
18	Toledo	8-3	223	19	Mid-American
19	Southern Utah	8-4	141	20	Big Sky
20	Utah Valley	9-3	125	21	Western Athletic
21	Hofstra	8-5	111	NR	Colonial
22	Akron	7-3	102	22	Mid-American
23	Weber State	9-4	99	18	Big Sky
24	Boston University	9-4	95	23	Patriot
25	Samford	10-2	78	NR	Southern

## RECEIVING VOTES

Vermont 68, Santa Clara 57, Liberty 53, Missouri State 50, Buffalo 44, Towson 40, Loyola Marymount 40, Wofford 36, Furman 29, UC Irvine 29, Princeton 27, North Dakota State 25, Norfolk State 16, Wagner 16, Stephen F. Austin 14, Abilene Christian 13, Cleveland State 13, FGCU 11, **Oral Roberts 9**, UCSB 6, Texas State 6, Montana State 6, Youngstown State 6, Georgia State 5, South Alabama 4, Campbell 4, California Baptist 3, Texas A&M Corpus Christi 3, Arkansas State 3, Navy 2, Western Illinois 1, Mercer 1.



## RECORD BY UNIFORM

JERSEY	HOME	AWAY	NEUTRAL	TOTAL
White	3-1	0-0	0-0	3-1
Blue	0-0	2-3	0-0	2-3
Gold	1-0	0-2	0-0	1-2
Baby Blue	1-0	0-0	0-0	1-0

## ORU RECORD BY STARTING LINEUP

GUARD	GUARD	GUARD/FORWARD	GUARD/FORWARD	FORWARD/CENTER	RECORD
Abmas	Jürgens	Thompson	Weaver	Lâcis	7-6
Bergens*	Jürgens	Thompson	Weaver	Herron*	1-0

## GAME-BY-GAME STARTING LINEUP

\*- First start of ORU career

OPPONENT	G	G	G/F	G/F	F/C
@Colorado State	Abmas	Jürgens	Thompson	Weaver	Lâcis
Southwestern Christian	Abmas	Jürgens	Thompson	Weaver	Lâcis
Haskell	Bergens	Jürgens	Thompson	Weaver	Herron
@Central Arkansas	Abmas	Jürgens	Thompson	Weaver	Lâcis
Rogers State	Abmas	Jürgens	Thompson	Weaver	Lâcis
Oklahoma State	Abmas	Jürgens	Thompson	Weaver	Lâcis
Tulsa	Abmas	Jürgens	Thompson	Weaver	Lâcis
@TCU	Abmas	Jürgens	Thompson	Weaver	Lâcis
@Houston Baptist	Abmas	Jürgens	Thompson	Weaver	Lâcis
@Missouri State	Abmas	Jürgens	Thompson	Weaver	Lâcis
UT Arlington	Abmas	Jürgens	Thompson	Weaver	Lâcis
@South Dakota	Abmas	Jürgens	Thompson	Weaver	Lâcis
@South Dakota St.	Abmas	Jürgens	Thompson	Weaver	Lâcis



CLASS	PTS	PCT.
Seniors (3)	140	13.3
(Henton/Lâcis/Lufile)		
Juniors (4)	572	54.5
(Abmas/Jürgens/Thompson/Weaver)		
Sophomores (6)	399	38.0
(Alexandre/Bergens/Clover III/McBride/Phipps/Plet)		
Freshmen (3)	52	0.5
(Herron/Lawrence/Takavčič)		
<b>SCORING</b>	<b>PTS</b>	<b>PCT.</b>
Starters	655	62.4
Bench	394	37.5
<b>SCORING</b>	<b>PTS</b>	<b>PCT.</b>
Newcomers	295	28.1
Returners	754	71.8

ORU has been remarkably good when hitting 100 points. ORU has scored at least 100 in 114 games, and gone 107-7 in those contests. Six of those games have come since Coach Mills took over the program, and ORU holds a 16-1 record in contests since 2000 with the lone loss in triple OT on the road against IUPUI in 2004. The school record for points in a game is 155, scored in a 155-113 win over Union in 1972.

[illegible]

For the first time since opening in 1972, the home of the Golden Eagles will have a new look as blue seats were installed for the 2021-22 season. The building's exterior and concourse level also got a fresh look with new blue paint and glass along with updated branding elements. A 35-foot, HD video board was installed above center court and the ORU practice gym added a whole new floor in the last three years.



ORU athletics broke ground Nov. 12, 2021 for the Mike Carter Athletic Center, a transformational project to push the Golden Eagles into the future. The multi-million-dollar facility will feature a new strength and conditioning area, two practice gyms for men's and women's basketball, an updated Eli Academic Center for all student-athletes and a state-of-the-art sports medicine space.



Overall Overtime Record	39-44 (0-1 This Season)
Home Overtime Record	14-14
Away Overtime Record	20-24
Neutral Overtime Record	5-6
Double Overtime Record	3-4
Triple Overtime Record	0-1
Last Single OT Played	vs. Oklahoma State, Nov. 26, 2021 (L, 77-78)
Last Double OT Played	vs. Denver, March 4, 2018 (L, 88-90)
Last Triple OT Played	at IUPUI, Jan. 24, 2004 (L, 105-108)

	2021-22	2020-21	2019-20
American	1-0	0-1	0-2
ASUN	0-1	--	--
Big 10	--	1-0	0-1
Big 12	0-2	0-2	0-1
Big East	--	--	0-1
Missouri Valley	0-1	--	1-0
Mountain West	0-1	--	--
SEC	--	1-3	--
Southland	1-0	0-0	1-0
Summit League	1-1	13-5	10-8
Sun Belt	1-0	--	--
WAC	--	--	1-0
West Coast	--	--	0-1
Non-NCAA Division I	3-0	3-0	4-0

OVERALL				FINAL 5 MIN/OT		FINAL MIN/OT	
#	NAME	FT-FTA	PCT.	FT-FTA	PCT.	FT-FTA	PCT.
1	Elijah Lufile	7-16	.438	4-7	.571	1-2	.500
2	Kareem Thompson	5-6	.833	0-0	.000	0-0	.000
3	Max Abmas	34-39	.872	10-12	.833	10-12	.833
4	Jamie Bergens	4-6	.667	1-3	.333	0-0	.000
5	Jonathan Alexandre	0-0	.000	0-0	.000	0-0	.000
10	Issac McBride	19-22	.864	8-11	.727	3-5	.600
11	Carlos Jürgens	17-26	.654	4-6	.667	0-0	.000
12	Matthew Henton	1-2	.500	1-2	.500	0-0	.000
13	Nate Clover III	4-4	1.000	0-0	.000	0-0	.000
14	DeShang Weaver	7-10	.700	0-1	.000	0-0	.000
20	Trey Phipps	13-17	.765	6-8	.750	0-0	.000
22	Francis Lâcis	1-5	.200	0-0	.000	0-0	.000
23	Sir Issac Herron	13-18	.722	0-0	.000	0-0	.000
25	Elijah Lawrence	0-0	.000	0-0	.000	0-0	.000
33	Luka Tekavčič	0-0	.000	0-0	.000	0-0	.000
45	Ismael Plet	0-1	.000	0-0	.000	0-0	.000
Team		125-172	.727	34-50	.680	14-19	.736

## STATISTICAL MILESTONE COUNT

TEAM'S LEADING SCORER	SEASON	CAREER	CONSEC.
Max Abmas	10	35	2
Francis Lăcis	1	1	0
Issac McBride	1	1	0
Trey Phipps	1	1	0
DeShang Weaver	0	2	0
Kareem Thompson	1	2	1
Carlos Jürgens	0	1	0

10+ POINTS	SEASON	CAREER	CONSEC.
Max Abmas	11	69	9
DeShang Weaver	8	31	0
Francis Lăcis	4	11	0
Elijah Lufile	3	8	0
Issac McBride	4	4	0
Trey Phipps	6	6	3
Carlos Jürgens	2	13	0
Sir Issac Herron	2	2	0
Kareem Thompson	2	13	1
Nate Clover III	1	2	0

20+ POINTS	SEASON	CAREER	CONSEC.
Max Abmas	6	35	0
DeShang Weaver	1	4	0
Issac McBride	1	1	0
Trey Phipps	1	1	0
Kareem Thompson	0	1	0
Francis Lăcis	1	1	0

30+ POINTS	SEASON	CAREER	CONSEC.
Max Abmas	2	9	0

40+ POINTS	SEASON	CAREER	CONSEC.
Max Abmas	0	2	0

LEADING REBOUNDER	SEASON	CAREER	CONSEC.
Francis Lăcis	6	9	3
Kareem Thompson	5	6	0
DeShang Weaver	2	3	0
Elijah Lufile	1	6	0
Carlos Jürgens	1	3	0
Max Abmas	0	1	0
Ismael Plet	0	1	0

10+ REBOUNDS	SEASON	CAREER	CONSEC.
Francis Lăcis	3	5	0
Elijah Lufile	1	4	0
Carlos Jürgens	1	1	0
Sir Issac Herron	1	1	0
Ismael Plet	0	1	0
Kareem Thompson	1	1	0

DOUBLE-DOUBLES	SEASON	CAREER	CONSEC.
Elijah Lufile	1	3	0
Francis Lăcis	2	3	0
Sir Issac Herron	1	1	0
Max Abmas	0	1	0

ASSIST LEADER	SEASON	CAREER	CONSEC.
Max Abmas	8	26	7
Kareem Thompson	3	10	0
Francis Lăcis	3	6	0
Jamie Bergens	2	3	0
Carlos Jürgens	2	13	0
Issac McBride	1	1	0
Trey Phipps	2	2	0
DeShang Weaver	0	3	0

GAMES STARTED	SEASON	CAREER	CONSEC.
DeShang Weaver	13	43	13
Kareem Thompson	13	41	23
Carlos Jürgens	13	35	25
Max Abmas	12	71	71
Francis Lăcis	12	56	20
Jamie Bergens	1	1	0
Sir Issac Herron	1	1	0
Elijah Lufile	0	9	0

GAMES W/ MADE 3-POINTER	SEASON	CAREER	CONSEC.
Max Abmas	12	67	17
Trey Phipps	12	12	8
DeShang Weaver	9	56	2
Issac McBride	9	9	2
Francis Lăcis	7	56	0
Kareem Thompson	9	29	2
Carlos Jürgens	6	38	2
Jamie Bergens	3	4	0
Sir Issac Herron	2	2	0
Matthew Henton	1	1	0
Elijah Lawrence	1	1	0
Jonathan Alexandre	0	2	0
TEAM	11	--	3

GAMES W/ A BLOCK	SEASON	CAREER	CONSEC.
DeShang Weaver	8	40	2
Francis Lăcis	7	42	0
Carlos Jürgens	5	19	0
Kareem Thompson	6	17	0
Nate Clover III	2	8	0
Elijah Lufile	3	5	0
Sir Issac Herron	1	1	0
Trey Phipps	1	1	0
Luka Tekavčić	1	1	0
Max Abmas	0	10	0
TEAM	13	--	14

## STATISTICAL MILESTONES

## 20+ POINTS

## MAX ABMAS

20 at Colorado State (11/9/21)  
 23 vs. Rogers State (11/23/21)  
 29 vs. Oklahoma State (11/26/21)  
 38 vs. Tulsa (11/29/21)  
 20 at TCU (12/2/21)  
 32 at USD (12/20/21)

## ISSAC MCBRIDE

25 at Central Arkansas (11/20/21)

## TREY PHIPPS

22 vs. Haskell (11/18/21)

## DESHANG WEAVER

20 vs. Oklahoma State (11/26/21)

## FRANCIS LĂCIS

21 vs. UT Arlington (12/16/21)

## 30+ POINTS

## MAX ABMAS

38 vs. Tulsa (11/29/21)  
 32 at USD (12/20/21)

## 10+ REBOUNDS

## SIR ISSAC HERRON

11 vs. Haskell (11/18/21)

## CARLOS JÜRGENS

11 vs. Haskell (11/18/21)

## FRANCIS LĂCIS

12 vs. Southwestern Christian (11/12/21)  
 10 vs. Tulsa (11/29/21)  
 11 vs. UT Arlington (12/16/21)

## ELIJAH LUFILÉ

11 at Houston Baptist (12/4/21)

## KAREEM THOMPSON

12 at Missouri State (12/11/21)

## 5+ ASSISTS

## MAX ABMAS

6 vs. Tulsa (11/29/21)  
 6 at TCU (12/2/21)  
 6 vs. UT Arlington (12/16/21)  
 5 at SDSU (12/22/21)

## JAMIE BERGENS

5 vs. Haskell (11/18/21)

## FRANCIS LĂCIS

5 vs. Oklahoma State (11/26/21)



## 2021-22 DOUBLE-DOUBLES

### SIR ISSAC HERRON

12 points, 10 rebounds  
vs. Haskell (11/18/21)

### FRANCIS LĂCIS

13 points, 12 rebounds  
vs. Southwestern Christian (11/12/21)

### ELIJAH LUFILÉ

13 points, 11 rebounds  
at Houston Baptist (12/4/21)

### FRANCIS LĂCIS

21 points, 11 rebounds  
vs. UT Arlington (12/16/21)

### ABOUT ORU

Founded in 1963 by evangelist Oral Roberts, ORU is a 400-acre campus located in South Tulsa. ORU boasts a total enrollment of over 4,000 students from all 50 states and more than 30 foreign countries. Some famous ORU alums include entertainer Kathy Lee Gifford, Pulitzer-prize nominated author Clifton Taulbert and two-time NCAA track & field national champion and 2008 Olympic silver medalist Andreotti Bain, 2012 NCAA outdoor national champion Jack Whitt and 2012 Olympians Prince Mumba (Track) and Dominique Allen (Women's Basketball). "The Simpsons" creator Matt Groening briefly attended ORU, and subsequently, many of the characters on the show are modeled after former ORU students and staff members. In fact, if you look closely over Ned Flanders' fireplace, his college diploma reads "Oral Roberts University".

### ABOUT THE SUMMIT LEAGUE

Through 38 years of Division I athletics, The Summit League offers 19 championship sports and has a combined enrollment of around 98,000 at nine institutions, including four located in top 60 U.S. metropolitan populations and two land-grant universities. Member institutions include: the University of Denver, University of Missouri-Kansas City, University of North Dakota, North Dakota State University, University of Nebraska Omaha, Oral Roberts University, University of South Dakota, South Dakota State University and Western Illinois University.

The Summit League was previously known as the Mid-Continent Conference before undergoing a rebrand in 2007. The Summit League has produced 15 NCAA National Champions with over 125 All-Americans and 100 Academic All-Americans including numerous student-athletes competing at the highest professional level.

Each year, approximately 3,000 student-athletes continue to raise the bar and help The Summit League reach exceptional success and development. Within the past seven years alone, The Summit League has produced a national postseason team tournament championship, an NCAA semifinal appearance, and eight NCAA Champions. That level of success also carries into the classroom. The Summit League ranked first for NCAA Graduation Success Rate in women's basketball from 2014-16. A total of 21 Summit League teams achieved perfect NCAA Academic Progress Rate scores in the most recently released figures, while 23 other teams garnered NCAA Public Recognition Awards for top academic progress rates.

## 2021-22 #ORUMBB Game Notes - 8

### THE LAST TIME ...

ORU Scored 100 Points	121 vs. Southwestern Christian (11/12/21)
Opponent Scored 100 Points	109 at Colorado State (11/9/21)
ORU Scored Fewer than 60 Points	54 at North Dakota State (2/5/21)
Opponent Scored Fewer than 60 Points	50 vs. Southwestern Christian (11/12/21)
ORU Scored Fewer than 50 Points	48 at Penn State (11/24/17)
Opponent Scored Fewer than 50 Points	31 vs. Rogers State (11/23/21)
ORU Won by 30 Points	60 (91-31) vs. Rogers State (11/23/21)
Opponent Won by 30 Points	34 (84-50) at Missouri State (11/6/18)
ORU shot 65% from the floor	67% (34-51) at Oakland (1/3/12)
Opponent shot 65% from the floor	66% (29-44) vs. Kansas City (1/24/21)
ORU shot 60% from the floor	62.9% (44-70) vs. Western Illinois (2/27/20)
Opponent shot 60% from the floor	63% (40-64) at South Dakota State (1/2/20)
ORU shot less than 35% from the floor	34.4% (22-64) at Central Arkansas (11/20/21)
Opponent shot less than 35% from the floor	20.8% (11-53) vs. Rogers State (11/23/21)
ORU shot 50% from beyond the arc	50.0% (21-42) vs. Southwestern Christian (11/12/21)
ORU shot 75% from beyond the arc	81.8% (9-11) at SLU (1/3/13)
Opponent shot 50% from beyond the arc	51.6% (16-31) vs. Western Illinois (2/27/21)
ORU shot less than 20% from beyond the arc	13.0% (3-23) at Wichita State (11/23/19)
ORU shot less than 10% from beyond the arc	9.5% (2-21) vs. Montana (11/21/16)
Opponent shot less than 20% from beyond the arc	19.0% (4-21) at Missouri State (12/11/21)
ORU made 10 three-pointers	13 at South Dakota State (12/22/21)
Opponent made 10 three-pointers	12 vs. Tulsa (11/29/21)
ORU made 15 three-pointers	19 vs. Tulsa (11/29/21)
Opponent made 15 three-pointers	16 vs. Western Illinois (2/27/21)
ORU made 20 three-pointers	21 vs. Southwestern Christian (11/12/21)
Opponent made 20 three-pointers	20 at Fort Wayne (12/31/16)
ORU failed to make a three-point attempt	0-7 at Memphis (12/28/12)
Opponent failed to make a three-point attempt	0-15 vs. Little Rock (12/19/16)
ORU shot less than 50% from the FT line	42.9% (3-7) at Missouri State (12/11/21)
Opponent shot less than 50% from the FT line	42% (5-12) vs. Rogers State (11/19/19)
ORU had 20 Offensive Rebounds	29 vs. Haskell (11/18/21)
Opponent had 20 Offensive Rebounds	24 at Arkansas (12/20/20)
ORU had 20 Assists	21 vs. Southwestern Christian (11/12/21)
ORU had 25 Assists	26 vs. Southwestern Christian (12/12/20)
ORU had 10 Steals	13 vs. Haskell (11/18/21)
ORU committed 20 Turnovers	20 vs. Rogers State (11/19/19)
Opponent committed 20 Turnovers	24 vs. Haskell (11/18/21)
ORU committed 25 Turnovers	27 at Arkansas (12/19/17)
ORU committed fewer than five Turnovers	4 at North Dakota State (2/6/21)
ORU had a 20-point scorer	at South Dakota (Abmas-32) (12/20/21)
ORU had two 20-point scorers	vs. Oklahoma State (Abmas-29, Weaver-20) (11/26/21)
ORU had three 20-point scorers	vs. Omaha (Owens-28, Martin-26, Bradley-24) (1/21/17)
ORU had five double-figure scorers	at Arkansas (12/20/20)
Opponent had five double-figure scorers	vs. Omaha (2/12/20)
ORU had six double-figure scorers	vs. South Dakota State (3/8/21)
Opponent had six double-figure scorers	vs. Southwestern Christian (11/12/21)
ORU had all 5 starters score in double figures	vs. South Dakota State (3/8/21)
ORU's bench out-scored its starters	(52-39) vs. Rogers State (11/23/21)
ORU had two double-figure rebounders	vs. Haskell (Jürgens-11, Herron-10) (11/18/21)
Opp had two double-figure rebounders	vs. South Dakota (Peterson-12, Kelley-10) (1/17/19)
ORU had a double-double	vs. UT Arlington (Lacis 12 pts/11 reb) (12/16/21)
ORU had two double-doubles	vs. Western Ill. (Nzekwesi-13/13, Burns-15/10 asst) (2/27/20)
ORU had three double-doubles	vs. East Texas Baptist (Owens, Nzekwesi, Harris) (1/23/18)
ORU scored 50 points in first half	54 vs. Western Illinois (2/28/21)
ORU scored 50 points in second half	51 at Houston Baptist (12/4/21)
ORU scored 60 points in a half	61 vs. Southwestern Christian (11/12/21)
Opponent scored less than 20 points in first half	14 vs. Rogers State (11/23/21)
Opponent scored less than 20 points in second half	17 vs. Rogers State (11/23/21)
ORU defeated a ranked opponent	75-72 (#7) vs. Ohio State (OT), NCAA 1st Round (3/19/21)
ORU won a single-overtime game	75-72 vs. Ohio State (3/19/21)
ORU won a double-overtime game	74-66 at Little Rock (12/2/17)
A Golden Eagle had a 20/10 Performance (PTS/REB)	Lacis (21/11) vs. UT Arlington (12/16/21)
A Golden Eagle had a 20/20 Performance (PTS/REB)	Damen Bell-Holter (25/20) vs. NW St. (1/10/13)
A Golden Eagle Scored 30 Points	38 - Max Abmas vs. Tulsa (11/29/21)
An Opponent Scored 30 Points	30 - Jeriah Horne vs. Tulsa (11/29/21)
A Golden Eagle Scored 40 Points	41 - Max Abmas vs. Western Illinois (2/28/21)
A Golden Eagle had 15 Rebounds	17 - Kevin Obonor at North Dakota State (2/6/21)
A Golden Eagle had 20 Rebounds	21 - D'Mauria Jones vs. Bacone (12/15/20)
A Golden Eagle had 10 Assists	10 - Max Abmas vs. South Dakota State (3/8/21)
An Opponent had 10 Assists	10 - Manu Lecomte at Baylor (11/11/16)
A Golden Eagle had five Steals	5 - Carlos Jürgens vs. Ohio State (3/19/21)
A Golden Eagle had five Blocks	7 - Albert Owens vs. Oakland (11/27/17)
An Opponent had five Blocks	8 - Yor Anei, Oklahoma State (11/6/19)
The Golden Eagles won a game at the buzzer	vs. South Dakota State (SL Semis) (3/8/21)
An Opponent won a game at the buzzer	vs. California Baptist (11/13/18)





## 2021-22 Oral Roberts Men's Basketball Combined Team Statistics All games

Page 1/1  
as of Dec 23, 2021

### Game Records

Record	Overall	Home	Away	Neutral
ALL GAMES	7-6	5-1	2-5	0-0
CONFERENCE	1-1	0-0	1-1	0-0
NON-CONFERENCE	6-5	5-1	1-4	0-0

### Score by Periods

Team	1st	2nd	OT	TOT
Oral Roberts	467	577	5	1049
Opponents	408	474	6	888

### Team Box Score

No. Player					Total		3-Point		F-Throw		Rebounds											
		GP-GS	MIN	AVG	FG-FGA	FG%	3FG-3FGA	3FG%	FT-FTA	FT%	OFF	DEF	TOT	AVG	PF	DQ	A	TO	BLK	STL	PTS	AVG
3	ABMAS, Max	12-12	419:07	34.9	84-196	.429	51-117	.436	34-39	.872	1	37	38	3.2	22	0	42	30	0	11	253	21.1
14	WEAVER, DeShang	13-13	283:41	21.8	54-109	.495	22-54	.407	7-10	.700	20	34	54	4.2	30	0	7	14	18	7	137	10.5
20	PHIPPS, Trey	13-0	315:38	24.3	43-104	.413	26-65	.400	13-17	.765	4	15	19	1.5	22	0	20	14	1	10	125	9.6
10	MCBRIDE, Issac	12-0	211:28	17.6	39-87	.448	17-40	.425	19-22	.864	2	24	26	2.2	13	0	10	13	0	8	114	9.5
2	THOMPSON, Kareem	13-13	323:25	24.9	39-82	.476	14-37	.378	5-6	.833	25	56	81	6.2	15	0	19	17	8	13	97	7.5
22	LĂCIS, Francis	12-12	329:08	27.4	32-74	.432	18-49	.367	1-5	.200	20	69	89	7.4	28	1	23	19	15	18	83	6.9
11	JÜRGENS, Carlos	13-13	320:50	24.7	30-88	.341	8-49	.163	17-26	.654	9	43	52	4.0	20	0	24	18	6	9	85	6.5
1	LUFIL, Elijah	11-0	131:46	12.0	23-36	.639	0-0	.000	7-16	.438	27	30	57	5.2	7	0	1	4	3	0	53	4.8
23	HERRON, Sir Issac	11-1	73:36	6.7	14-23	.609	4-6	.667	13-18	.722	15	12	27	2.5	9	0	2	4	2	5	45	4.1
12	HENTON, Matthew	1-0	03:45	3.8	1-2	.500	1-1	1.000	1-2	.500	0	1	1	1.0	0	0	0	0	0	0	4	4.0
4	BERGENS, Jamie	6-1	69:21	11.6	6-17	.353	4-7	.571	4-6	.667	3	3	6	1.0	6	0	11	4	0	4	20	3.3
13	CLOVER III, Nate	8-0	58:25	7.3	8-15	.533	0-0	.000	4-4	1.000	7	14	21	2.6	3	0	0	6	4	1	20	2.5
25	LAWRENCE, Elijah	4-0	25:34	6.4	2-8	.250	1-4	.250	0-0	.000	0	3	3	0.8	0	0	4	1	0	3	5	1.3
33	TEKAVCIC, Luka	3-0	15:20	5.1	1-3	.333	0-1	.000	0-0	.000	0	5	5	1.7	1	0	2	2	1	0	2	0.7
45	PLET, Ismael	9-0	43:56	4.9	3-9	.333	0-0	.000	0-1	.000	6	10	16	1.8	5	0	0	1	0	3	6	0.7
Team											16	13	29					5				
Total		13	2625		379-853	.444	166-430	.386	125-172	.727	155	369	524	40.3	181	1	165	152	58	92	1049	80.7
Opponents		13	2625		343-808	.425	78-269	.290	124-174	.713	127	343	470	36.2	194	1	133	172	49	88	888	68.3

### Team Statistics

	ORU	OPP
<b>Scoring</b>	<b>1049</b>	<b>888</b>
Points per game	80.7	68.3
Scoring margin	+12.4	-
<b>Field goals-att</b>	<b>379-853</b>	<b>343-808</b>
Field goal pct	.444	.425
<b>3 point fg-att</b>	<b>166-430</b>	<b>78-269</b>
3-point FG pct	.386	.290
3-pt FG made per game	12.8	6.0
<b>Free throws-att</b>	<b>125-172</b>	<b>124-174</b>
Free throw pct	.727	.713
F-Throws made per game	9.6	9.5
<b>Rebounds</b>	<b>524</b>	<b>470</b>
Rebounds per game	40.3	36.2
Rebounding margin	+4.2	-
<b>Assists</b>	<b>165</b>	<b>133</b>
Assists per game	12.7	10.2
<b>Turnovers</b>	<b>152</b>	<b>172</b>
Turnovers per game	11.7	13.2
Turnover margin	+1.5	-
Assist/turnover ratio	1.1	0.8
<b>Steals</b>	<b>92</b>	<b>88</b>
Steals per game	7.1	6.8
<b>Blocks</b>	<b>58</b>	<b>49</b>
Blocks per game	4.5	3.8
<b>Winning streak</b>	<b>0</b>	<b>-</b>
Home win streak	2	-
<b>Attendance</b>	<b>24371</b>	<b>21468</b>
Home games-Avg/Game	6-4062	7-3067
Neutral site-Avg/Game	-	0-0

### Team Results

Date	Opponent		Score	Att.
11/09/2021	at Colorado St.	L	80-109	7287
11/12/2021	Southwestern Christ.	W	121-50	3714
11/18/2021	Haskell	W	89-46	3112
11/20/2021	at Central Ark.	L	67-70	685
11/23/2021	Rogers St.	W	91-31	2974
11/26/2021	Oklahoma St.	Lot	77-78	6094
11/29/2021	Tulsa	W	87-80	5239
12/02/2021	at TCU	L	63-71	5023
12/04/2021	at Houston Baptist	W	85-67	1000
12/11/2021	at Missouri St.	L	60-69	4002
12/16/2021	UT Arlington	W	71-62	3238
12/20/2021	at South Dakota	W	82-73	1516
12/22/2021	at South Dakota St.	L	76-82	1955





**2021-22 Oral Roberts Men's Basketball  
Points-rebounds-assists  
All games**

Page 1/1  
as of Dec 28, 2021

Opponent	Date	Score		1 LUFIL,ELI	2 THOMPSON,K	3 ABMAS,MAX	4 BERGENS,JA	10 MCBRIDE,IS	11 JÜRGENS,CA	12 HENTON,MAT	13 CLOVER III	14 WEAVER,DES	20 PHIPPS,TRE	22 LÄCIS,FRAN
at Colorado St.	11/09/2021	80-109	L	0-1-0	3-8-3	20-2-2	0-0-1	12-3-1	15-4-3	DNP	2-3-0	11-4-0	8-0-1	4-5-1
Southwestern Christ.	11/12/2021	121-50	W	10-4-0	9-7-3	16-1-3	8-2-3	8-1-3	14-1-2	DNP	2-4-0	13-5-1	8-1-1	13-12-1
Haskell	11/18/2021	89-46	W	3-8-0	8-4-1	DNP	8-2-5	DNP	4-11-4	4-1-0	11-8-0	13-1-1	22-4-1	DNP
at Central Ark.	11/20/2021	67-70	L	DNP	12-9-1	8-5-1	DNP	25-2-0	6-2-1	DNP	2-3-0	4-4-2	10-1-1	0-8-3
Rogers St.	11/23/2021	91-31	W	10-7-1	4-8-0	23-2-2	3-2-2	17-3-0	7-4-2	DNP	3-2-0	2-2-0	9-1-4	3-4-1
Oklahoma St.	11/26/2021	77-78	Lot	1-3-0	2-5-1	29-4-2	DNP	4-1-2	5-6-2	DNP	DNP	20-7-0	3-1-3	13-7-5
Tulsa	11/29/2021	87-80	W	DNP	8-4-3	38-3-6	0-0-0	6-3-0	9-5-3	DNP	0-0-0	13-6-1	7-1-1	6-10-2
at TCU	12/02/2021	63-71	L	0-4-0	9-4-4	20-5-6	DNP	5-0-0	0-5-1	DNP	0-0-0	9-7-0	6-2-0	14-5-4
at Houston Baptist	12/04/2021	85-67	W	13-11-0	9-4-0	18-0-4	1-0-0	8-3-2	2-5-2	DNP	0-1-0	12-1-0	14-1-0	3-6-1
at Missouri St.	12/11/2021	60-69	L	2-5-0	7-12-1	19-3-1	DNP	4-1-0	6-4-1	DNP	DNP	15-6-0	5-1-1	2-7-1
UT Arlington	12/16/2021	71-62	W	6-4-0	0-4-1	11-6-6	DNP	1-1-0	4-2-3	DNP	DNP	18-3-2	10-3-5	21-11-0
at South Dakota	12/20/2021	82-73	W	2-4-0	7-5-0	32-4-4	DNP	16-4-0	8-1-0	DNP	DNP	2-4-0	13-2-1	0-5-2
at South Dakota St.	12/22/2021	76-82	L	6-6-0	19-7-1	19-3-5	DNP	8-4-2	5-2-0	DNP	DNP	5-4-0	10-1-1	4-9-2

Opponent	Date	Score		23 HERRON,SIR	25 LAWRENCE,E	33 TEKAVCIC,L	45 PLET,ISMAE
at Colorado St.	11/09/2021	80-109	L	5-3-0	DNP	DNP	0-0-0
Southwestern Christ.	11/12/2021	121-50	W	13-2-1	3-0-2	2-2-1	2-3-0
Haskell	11/18/2021	89-46	W	12-10-0	0-2-1	0-1-1	4-7-0
at Central Ark.	11/20/2021	67-70	L	DNP	DNP	DNP	0-0-0
Rogers St.	11/23/2021	91-31	W	8-7-0	2-1-1	0-2-0	0-3-0
Oklahoma St.	11/26/2021	77-78	Lot	0-0-0	DNP	DNP	DNP
Tulsa	11/29/2021	87-80	W	DNP	DNP	DNP	DNP
at TCU	12/02/2021	63-71	L	0-0-0	DNP	DNP	DNP
at Houston Baptist	12/04/2021	85-67	W	5-4-0	0-0-0	DNP	0-1-0
at Missouri St.	12/11/2021	60-69	L	0-0-0	DNP	DNP	0-0-0
UT Arlington	12/16/2021	71-62	W	0-0-0	DNP	DNP	DNP
at South Dakota	12/20/2021	82-73	W	2-1-1	DNP	DNP	0-2-0
at South Dakota St.	12/22/2021	76-82	L	0-0-0	DNP	DNP	0-0-0





## 2021-22 Oral Roberts Men's Basketball Opponents Game-by-Game All games

Page 1/1  
as of Dec 28, 2021

				Total		3-Pointers		Free throws		Rebounds											
Opponent	Date	Score		FG-FGA	PCT	3FG-3FGA	PCT	FT-FTA	PCT	OFF	DEF	TOT	AVG	PF	A	TO	BLK	STL	PTS	AVG	
at Colorado St.	11/09/2021	80-109	L	43-73	.589	11-24	.458	12-14	.857	8	37	45	45.0	12	20	5	9	4	109	109.0	
Southwestern Christ.	11/12/2021	121-50	W	20-55	.364	6-18	.333	4-7	.571	6	20	26	35.5	13	7	25	2	5	50	79.5	
Haskell	11/18/2021	89-46	W	15-54	.278	7-32	.219	9-10	.900	7	19	26	32.3	24	6	24	1	12	46	68.3	
at Central Ark.	11/20/2021	67-70	L	27-63	.429	7-24	.292	9-11	.818	10	34	44	35.3	16	13	16	3	5	70	68.8	
Rogers St.	11/23/2021	91-31	W	11-53	.208	2-18	.111	7-12	.583	9	18	27	33.6	15	1	19	1	8	31	61.2	
Oklahoma St.	11/26/2021	77-78	Lot	33-78	.423	2-16	.125	10-14	.714	17	34	51	36.5	17	9	10	8	7	78	64.0	
Tulsa	11/29/2021	87-80	W	31-65	.477	12-24	.500	6-9	.667	10	22	32	35.9	14	13	10	0	8	80	66.3	
at TCU	12/02/2021	63-71	L	30-68	.441	6-20	.300	5-9	.556	17	26	43	36.8	12	13	10	8	8	71	66.9	
at Houston Baptist	12/04/2021	85-67	W	26-56	.464	6-21	.286	9-15	.600	9	21	30	36.0	24	11	16	4	4	67	66.9	
at Missouri St.	12/11/2021	60-69	L	23-58	.397	4-21	.190	19-24	.792	8	30	38	36.2	13	8	11	4	11	69	67.1	
UT Arlington	12/16/2021	71-62	W	25-63	.397	5-17	.294	7-12	.583	13	31	44	36.9	15	10	13	6	6	62	66.6	
at South Dakota	12/20/2021	82-73	W	29-65	.446	4-18	.222	11-17	.647	8	23	31	36.4	10	8	3	0	5	73	67.2	
at South Dakota St.	12/22/2021	76-82	L	30-57	.526	6-16	.375	16-20	.800	5	28	33	36.2	9	14	10	3	5	82	68.3	
Total		888		343-808	.425	78-269	.290	124-174	.713	127	343	470	36.2	194	133	172	49	88	888	68.3	
Oral Roberts		1049		379-853	.444	166-430	.386	125-172	.727	155	369	524	40.3	181	165	152	58	92	1049	80.7	

### Opponents Averages

Games Played	Points/game	FG Pct	3FG Pct	FT Pct	Rebounds/game	Assists/game	Turnovers/game	Assist/Turnover ratio	Steals/game	Blocks/game
13	68.3	42.5	29.0	71.3	36.2	10.2	13.2	0.8	6.8	3.8





## 2021-22 Oral Roberts Men's Basketball Season/Career Statistics All games

Page 1/1  
as of Dec 28, 2021

### Summary

Player	Season Statistics										Career Statistics									
	GP-GS	MIN/G	FG%	3FG%	FT%	R/G	A/G	STL	BLK	PTS/G	GP-GS	MIN/G	FG%	3FG%	FT%	R/G	A/G	STL	BLK	PTS/G
ABMAS, Max	12-12	34.9	.429	.436	.872	3.2	3.5	11	0	21.1	71-71	33.3	.444	.405	.871	2.7	2.7	84	12	19.5
BERGENS, Jamie	6-1	11.6	.353	.571	.667	1.0	1.8	4	0	3.3	15-1	9.1	.313	.333	.800	0.7	1.2	5	0	2.2
CLOVER III, Nate	8-0	7.3	.533	.000	1.000	2.6	0.0	1	4	2.5	23-0	6.8	.500	.000	.800	2.1	0.0	3	15	1.9
HENTON, Matthew	1-0	3.8	.500	1.000	.500	1.0	0.0	0	0	4.0	1-0	3.8	.500	1.000	.500	1.0	0.0	0	0	4.0
HERRON, Sir Issac	11-1	6.7	.609	.667	.722	2.5	0.2	5	2	4.1	11-1	6.7	.609	.667	.722	2.5	0.2	5	2	4.1
JÜRGENS, Carlos	13-13	24.7	.341	.163	.654	4.0	1.8	9	6	6.5	72-35	23.7	.366	.283	.656	2.7	1.9	62	28	5.5
LĂCIS, Francis	12-12	27.4	.432	.367	.200	7.4	1.9	18	15	6.9	96-57	18.9	.406	.341	.480	3.6	1.0	54	61	4.4
LAWRENCE, Elijah	4-0	6.4	.250	.250	.000	0.8	1.0	3	0	1.3	4-0	6.4	.250	.250	.000	0.8	1.0	3	0	1.3
LUFILÉ, Elijah	11-0	12.0	.639	.000	.438	5.2	0.1	0	3	4.8	37-9	14.2	.560	.000	.548	5.3	0.2	13	5	5.4
MCBRIDE, Issac	12-0	17.6	.448	.425	.864	2.2	0.8	8	0	9.5	12-0	17.6	.448	.425	.864	2.2	0.8	8	0	9.5
PHIPPS, Trey	13-0	24.3	.413	.400	.765	1.5	1.5	10	1	9.6	13-0	24.3	.413	.400	.765	1.5	1.5	10	1	9.6
PLET, Ismael	9-0	4.9	.333	.000	.000	1.8	0.0	3	0	0.7	21-0	4.7	.400	.000	.444	1.6	0.0	7	0	1.0
TEKAVCIC, Luka	3-0	5.1	.333	.000	.000	1.7	0.7	0	1	0.7	3-0	5.1	.333	.000	.000	1.7	0.7	0	1	0.7
THOMPSON, Kareem	13-13	24.9	.476	.378	.833	6.2	1.5	13	8	7.5	42-41	27.9	.440	.386	.717	4.5	1.8	44	23	8.3
WEAVER, DeShang	13-13	21.8	.495	.407	.700	4.2	0.5	7	18	10.5	74-43	21.8	.445	.401	.767	2.9	0.6	30	64	8.4

### Scoring

Player	Season Statistics								Career Statistics							
	FG-FGA	FG%	3FG-3FGA	3FG%	FT-FTA	FT%	PTS	PTS/G	FG-FGA	FG%	3FG-3FGA	3FG%	FT-FTA	FT%	PTS	PTS/G
ABMAS, Max	84-196	.429	51-117	.436	34-39	.872	253	21.1	466-1050	.444	238-588	.405	217-249	.871	1387	19.5
BERGENS, Jamie	6-17	.353	4-7	.571	4-6	.667	20	3.3	10-32	.313	5-15	.333	8-10	.800	33	2.2
CLOVER III, Nate	8-15	.533	0-0	.000	4-4	1.000	20	2.5	18-36	.500	0-0	.000	8-10	.800	44	1.9
HENTON, Matthew	1-2	.500	1-1	1.000	1-2	.500	4	4.0	1-2	.500	1-1	1.000	1-2	.500	4	4.0
HERRON, Sir Issac	14-23	.609	4-6	.667	13-18	.722	45	4.1	14-23	.609	4-6	.667	13-18	.722	45	4.1
JÜRGENS, Carlos	30-88	.341	8-49	.163	17-26	.654	85	6.5	136-372	.366	60-212	.283	63-96	.656	395	5.5
LĂCIS, Francis	32-74	.432	18-49	.367	1-5	.200	83	6.9	153-377	.406	91-267	.341	24-50	.480	421	4.4
LAWRENCE, Elijah	2-8	.250	1-4	.250	0-0	.000	5	1.3	2-8	.250	1-4	.250	0-0	.000	5	1.3
LUFILÉ, Elijah	23-36	.639	0-0	.000	7-16	.438	53	4.8	79-141	.560	0-0	.000	40-73	.548	198	5.4
MCBRIDE, Issac	39-87	.448	17-40	.425	19-22	.864	114	9.5	39-87	.448	17-40	.425	19-22	.864	114	9.5
PHIPPS, Trey	43-104	.413	26-65	.400	13-17	.765	125	9.6	43-104	.413	26-65	.400	13-17	.765	125	9.6
PLET, Ismael	3-9	.333	0-0	.000	0-1	.000	6	0.7	8-20	.400	0-0	.000	4-9	.444	20	1.0
TEKAVCIC, Luka	1-3	.333	0-1	.000	0-0	.000	2	0.7	1-3	.333	0-1	.000	0-0	.000	2	0.7
THOMPSON, Kareem	39-82	.476	14-37	.378	5-6	.833	97	7.5	132-300	.440	51-132	.386	33-46	.717	348	8.3
WEAVER, DeShang	54-109	.495	22-54	.407	7-10	.700	137	10.5	228-512	.445	133-332	.401	33-43	.767	622	8.4

### Totals

Player	Season Statistics								Career Statistics							
	O-REB	D-REB	TOTAL	PF	FO	A	TO	A/TO	O-REB	D-REB	TOTAL	PF	FO	A	TO	A/TO
ABMAS, Max	1	37	38	22	0	42	30	1.4	25	170	195	133	2	191	126	1.5
BERGENS, Jamie	3	3	6	6	0	11	4	2.8	3	7	10	16	0	18	11	1.6
CLOVER III, Nate	7	14	21	3	0	0	6	0.0	15	34	49	22	0	1	17	0.1
HENTON, Matthew	0	1	1	0	0	0	0	0.0	0	1	1	0	0	0	0	0.0
HERRON, Sir Issac	15	12	27	9	0	2	4	0.5	15	12	27	9	0	2	4	0.5
JÜRGENS, Carlos	9	43	52	20	0	24	18	1.3	24	167	191	121	1	135	98	1.4
LĂCIS, Francis	20	69	89	28	1	23	19	1.2	89	252	341	206	5	96	87	1.1
LAWRENCE, Elijah	0	3	3	0	0	4	1	4.0	0	3	3	0	0	4	1	4.0
LUFILÉ, Elijah	27	30	57	7	0	1	4	0.3	101	95	196	59	1	6	27	0.2
MCBRIDE, Issac	2	24	26	13	0	10	13	0.8	2	24	26	13	0	10	13	0.8
PHIPPS, Trey	4	15	19	22	0	20	14	1.4	4	15	19	22	0	20	14	1.4
PLET, Ismael	6	10	16	5	0	0	1	0.0	9	25	34	16	0	0	5	0.0
TEKAVCIC, Luka	0	5	5	1	0	2	2	1.0	0	5	5	1	0	2	2	1.0
THOMPSON, Kareem	25	56	81	15	0	19	17	1.1	57	131	188	59	0	75	60	1.3
WEAVER, DeShang	20	34	54	30	0	7	14	0.5	53	160	213	157	3	46	61	0.8



# **ORU SINGLE GAME TOP 10**

## **POINTS**

RK	PTS.	NAME	OPP.	DATE
1.	68*	Greg Sutton	Oklahoma City (A)	12/5/90
2.	66	Anthony Roberts	North Carolina A&T (H)	2/19/77
3.	65	Anthony Roberts	Oregon (NIT) (H)	3/9/77
4.	60*	Richard Fuqua	University of the South (H)	1/15/71
5.	57*	Richard Fuqua	St. Benedict (A)	12/26/70
6.	54*	Greg Sutton	Arkansas Tech (A)	11/27/89
7.	52	Ray Thompson	Prairie View A&M (A)	1/16/92
8.	51*	Richard Fuqua	Jackson St. (H)	1/28/71
51		Richard Fuqua	Union (TN) (H)	2/24/72
51		Richard Fuqua	Moorhead (MN) St. (H)	1/15/72

## **REBOUNDS**

RK	REB	NAME	OPP.	DATE
1.	34	David Vaughn	Brandeis (H)	1/8/73
2.	30	Eddie Woods	Lamar (A)	1/25/72
3.	28	Eddie Woods	Lamar (H)	1/21/74
4.	24	Eddie Woods	UT-Pan American (H)	1/26/74
24		Eddie Woods	St. Francis (Pa.) (H)	1/5/72
6.	22	Caleb Green	Southern Utah (H)	2/28/04
7.	21	Mark Acres	Tulsa (H)	1/12/84
21		Antonio Martin	West Texas St. (A)	12/5/77
21		Eddie Woods	St. Johns (A)	3/21/72
21		Eddie Woods	Boston (A)	2/26/72
21		Eddie Woods	Connecticut (H)	12/29/71
21		Rocky Walls	Southern Utah (N)	3/1/98
21		D'Mauria Jones	Bacone (H)	12/15/20

## **ASSISTS**

RK	ASST	NAME	OPP.	DATE
1.	16	Jonathan Bluiitt	Oakland (H)	1/20/05
2.	15	Haywoode Workman	St. Louis (H)	2/7/87
15		Arnold Dugger	Florida St. (H)	3/1/77
4.	14	Arnold Dugger	North Texas (H)	2/12/77
14		Willie Irons	BYU (H)	1/21/86
6.	13	Richard Fuqua	UT-Pan American (H)	2/27/73
13		Ron Jones	Illinois St. (H)	1/15/77
13		Robert Griffin	Stetson (H)	2/17/79
13		Jonathan Bluiitt	UMKC (A)	1/3/04
10.	12	Six tied		

## **FIELD GOALS MADE**

RK	FGM	NAME	OPP.	DATE
1.	25	Richard Fuqua	Moorhead St. (H)	1/15/72
25		Richard Fuqua	Trinity (H)	2/17/72
25		Anthony Roberts	North Carolina A&T (H)	2/19/77
25		Anthony Roberts	Oregon (H) *NIT*	3/9/77
5.	24	Anthony Roberts	Florida St. (A)	3/1/77
24*		Richard Fuqua	St. Benedicts (H)	12/26/70
7.	21	Anthony Roberts	Illinois St. (A)	1/6/75
21		Anthony Roberts	North Carolina (N)	12/27/76
9.	20	Anthony Roberts	Bowling Green (N)	12/29/76
10.	18	Anthony Roberts	Illinois St. (H)	1/31/76
18		Anthony Roberts	North Texas St. (H)	2/12/77
18		Lamont Reid	Austin Peay (N)	12/30/77

## **FIELD GOALS ATTEMPTED**

RK	FGA	NAME	OPP.	DATE
1.	49	Richard Fuqua	Illinois St. (H)	2/14/73
2.	47	Richard Fuqua	Trinity (H)	2/17/72
47		Richard Fuqua	Union (Tenn.) (H)	2/24/72
4.	46	Richard Fuqua	UT-Pan American (A)	3/6/72
5.	44	Richard Fuqua	St. Benedicts (H)	12/26/70
44		Richard Fuqua	UW-Milwaukee (H)	3/2/72
7.	39	Anthony Roberts	Florida St. (A)	2/19/77
8.	38	Anthony Roberts	Illinois St. (A)	1/6/75
38		Anthony Roberts	North Carolina (N)	12/27/76
37		Anthony Roberts	Oregon (H)	3/9/77

## **FIELD GOAL PERCENTAGE (MIN. 10 ATTEMPTS)**

RK	FG%	NAME	FGM-FGA	OPP.	DATE
1.	1.000	Charles Dorsey	11-11	Butler (A)	2/20/84
2.	.923	Jeff Acres	12-13	Okla. Baptist (H)	11/24/84
.923		Blake Moses	12-13	S.F. Austin (H)	11/30/96
4.	.917	Warren Niles	11-12	St. Gregory's (H)	11/14/12
5.	.909	Woody Jones	10-11	UC-Irvine (A)	12/23/85
.909		Clifford Crenshaw	10-11	Rice (A)	2/22/95
7.	.900	Tye Fields	9-10	TCU (A)	1/6/94
.900		Derrick Taylor	9-10	UMKC (A)	1/7/99
.900		Reggie Borges	9-10	UT-Arlington (H)	12/17/01
.900		Damen Bell-Holter	9-10	Akron (A)	1/3/11
.900		Michael Craion	9-10	Fort Wayne (A)	2/15/12

## **3-PT FIELD GOALS MADE**

RK	3FG	NAME	OPP.	DATE
1.	11	Greg Sutton	Oklahoma City (H)	12/5/90
2.	10	Chris Riouse	Oakland (A)	2/9/06
3.	9	Eric Perry	Chicago St. (H)	2/3/00
9		Markius Barnes	UMKC (H)	2/2/02
9		Ken Tutt	Chattanooga (A)	12/16/06
9		Moses Ehambe	Western Illinois (A)	2/14/08
7.	8	Luke Spencer-Gardner	Southern Utah (H)	1/24/02
8		Moses Ehambe	Centenary (N)	3/8/08
9.	7	20 tied		

## **3-PT FG ATTEMPTS**

RK	3FGA	NAME	OPP.	DATE
1.	17	Robert Jarvis	North Carolina (A)	12/13/08
17		Chris Riouse	Oakland (A)	2/9/06
3.	15	Robert Jarvis	Texas A&M-CC (H)	11/14/07
15		Ken Tutt	Chicago St. (A)	1/17/04
5.	14	Kris Martin	Missouri St. (A)	12/14/16
14		Warren Niles	Central Arkansas (A)	3/9/13
14		Ken Tutt	Southern Utah (A)	1/5/04
14		Ken Tutt	Chattanooga (A)	12/16/06
9.	13	10 tied		

## **3-PT FG PERCENTAGE (MIN. 5 ATT.)**

RK	3FG%	NAME	3FGM-3FGA	OPP.	DATE
1.	1.00	Bobby Word	5-5	Incarnate Word (A)	1/18/14
1.00		Mikey Mangum	6-6	South Dakota (H)	1/26/12
1.00		Luke Spencer-Gardner	6-6	Utah Valley St. (A)	12/11/04
4.	.900	Eric Perry	9-10	Chicago St. (H)	2/3/00
5.	.889	Aaron Young	8-9	Denver (A)	1/6/16
6.	.875	Warren Niles	7-8	St. Gregory's (H)	11/14/12
.875		Marchello Vealy	7-8	Kansas (A)	11/15/06
8.	.857	Jerome Abbage	6-7	Louisville (A)	1/2/93
.857		Moses Ehambe	6-7	IUPUI (A)	2/24/07
.857		Dominique Morrison	6-7	Western Illinois (A)	12/2/11

## **FREE THROWS MADE**

RK	FTM	NAME	OPP.	DATE
1.	17	Caleb Green	Chicago State (H)	2/4/06
17		Caleb Green	Valparaiso (A)	1/9/06
17		Anthony Roberts	Oregon State (H)	12/30/76
4.	16	Anthony Roberts	North Carolina A&T (H)	2/19/77
16		Caleb Green	Akron (H)	12/2/06
16		Caleb Green	Centenary (A)	1/20/07
16		Kevin Obanor	South Dakota (H)	1/17/19
7.	15	Eldon Lawyer	Oglethorpe (H)	2/5/72
15		Mark Acres	Evansville (A)	3/9/83
15		Haywoode Workman	Oklahoma (A)	12/10/88
10.	14	Six tied		

## **FREE THROWS ATTEMPTED**

RK	FTA	NAME	OPP.	DATE
1.	22	Caleb Green	Seton Hall (N)	12/28/06
2.	21	Caleb Green	Valparaiso (A)	1/9/06
3.	20	Anthony Roberts	Oregon State (H)	12/30/76
4.	19	Caleb Green	Chicago State (H)	2/4/06
19		Caleb Green	Louisiana-Lafayette (H)	11/21/06
19		Caleb Green	Akron (H)	12/2/06
19		Steven Roundtree	Indiana State (H)	11/20/10
19		Korey Billbury	Tulsa (A)	11/15/14
19		Obi Emegano	Omaha (A)	2/19/15
10.	18	Six tied		

## **FREE THROW PERCENTAGE (MIN. 10 ATT.)**

RK	FT%	NAME	FTM-FTA	DATE	PCT.
1.	1.000	Eldon Lawyer	15-15	Oglethorpe (H)	2/15/72
1.000		Obi Emegano	14-14	Denver (H)	2/19/16
1.000		Max Abmas	12-12	Florida (N)	3/21/21
1.000		Obi Emegano	12-12	Western Illinois (H)	2/13/16
1.000		Ken Tutt	11-11	Southern Utah (A)	1/11/07
1.000		Dominique Morrison	11-11	South Dakota St. (H)	1/7/11
1.000		Anthony Roberts	10-10	Santa Clara (H)	12/20/75
1.000		Charles Dorsey	10-10	Evansville (A)	2/4/85
1.000		Brian Miles	10-10	Southwest Texas (H)	1/17/87
1.000		Reggie Borges	10-10	Oklahoma Wesleyan (H)	11/23/02
1.000		Dominique Morrison	10-10	UMKC (H)	1/15/11
1.000		Shawn Glover	10-10	Southeastern La. (H)	2/8/14

## **BLOCKED SHOTS**

RK	BLK	NAME	OPP.	DATE
1.	9	Kendrick Moore	Stephen F. Austin (A)	12/14/02
9		Kendrick Moore	IUPUI (N)	3/4/02
9		Antonio Martin	Oklahoma City (H)	1/28/78
9		Alvin Scott	West Texas State (H)	1/24/77
5.	8	Shawn Glover	New Orleans (H)	2/6/14
8		Kendrick Moore	Wichita State (H)	11/30/02
6.	7	David Vaughn	Trinity (H)	2/17/73
7		Shawn King	Fort Wayne (A)	1/10/08
7		Albert Owens	Oakland (H)	11/27/17
8.	6	11 tied		

## **STEALS**

RK	STL	NAME	OPP.	DATE
1.	9	Haywoode Workman	Oklahoma (H)	12/29/88
9		Haywoode Workman	South Carolina (H)	1/28/89
9		R.J. Fuqua	Avila (H)	11/10/17
3.	8	Obi Emegano	Haskell (H)	12/28/14
4.	7	Willie Irons	Coppin State (H)	12/11/86
7		Akin Akin-Otiko	Texas (H)	12/13/86
7		Tim Gill	John Brown (H)	1/23/96
7		Larry Owens	Tulsa (H)	12/3/05
8.	6	Arnold Dugger	Bowling Green (H)	12/28/74
6		Michael Craion	West Virginia (A)	11/11/11
6		Gary "Cat" Johnson	Portland State (H)	1/23/80

\* Part of career spent at NAIA level

\*\* Part of career prior to ORU's move to NCAA Major College Division



## ORU SEASON TOP 10

### POINTS

RK	NAME	YEARS	PTS.
1.	Richard Fuqua	1971-72	1,006
2.	Anthony Roberts	1976-77	951
3.	Shawn Glover	2013-14	703
4.	Caleb Green	2006-07	698
5.	Sam McCants	1973-74	697
6.	Ray Thompson	1991-92	688
7.	Caleb Green	2005-06	686
	Max Abmas	2020-21	686
9.	Dominique Morrison	2011-12	674
10.	Obi Emegano	2015-16	669

### REBOUNDS

RK	NAME	YEARS	REB.
1.	Eddie Woods	1971-72	407
2.	David Vaughn	1972-73	385
3.	Antonio Martin	1979-80	334
4.	Damen Bell-Holter	2012-13	328
5.	Eddie Woods	1973-74	327
6.	Rocky Walls	1997-98	325
7.	Mark Acres	1983-84	324
8.	Caleb Green	2006-07	315
9.	Caleb Green	2004-05	306
10.	Harold Johnson	1974-75	301

### ASSISTS

RK	NAME	YEARS	ASST.
1.	Sam McCants	1973-74	208
2.	Arnold Dugger	1976-77	194
3.	Haywoode Workman	1986-87	188
4.	Jonathan Bluiitt	2004-05	178
5.	Arnold Dugger	1974-75	166
6.	Jonathan Bluiitt	2003-04	165
7.	Luke Spencer-Gardner	2002-03	164
8.	Gary Johnson	1981-82	160
9.	Gary Johnson	1980-81	158
10.	Luke Spencer-Gardner	2000-05	156

### FIELD GOALS MADE

RK	NAME	YEARS	FG
1.	Richard Fuqua	1971-72	423
2.	Greg Sutton*	1989-90	417
3.	Anthony Roberts	1976-77	402
4.	Greg Sutton*	1990-91	393
5.	Richard Fuqua**	1970-71	353
6.	Sam McCants	1973-74	304
7.	Ray Thompson	1991-92	284
8.	Anthony Roberts	1975-76	277
9.	Anthony Jones*	1990-91	276
10.	Shawn Glover	2013-14	273

### FIELD GOALS ATTEMPTED

RK	NAME	YEARS	FGA
1.	Greg Sutton*	1989-90	976
2.	Richard Fuqua	1971-72	941
3.	Greg Sutton*	1990-91	858
4.	Anthony Roberts	1976-77	739
5.	Sam McCants	1973-74	725
6.	Richard Fuqua	1972-73	713
7.	Richard Fuqua	1970-71	701
8.	Clarence Thompson*	1989-90	602
9.	Anthony Roberts	1975-76	573
10.	Anthony Roberts	1974-75	566

### FIELD GOAL PERCENTAGE (MIN. 150 ATT.)

RK	NAME	YEARS	ATT.	PCT.
1.	Rufus Freeman*	1989-90	133-194	.686
2.	Brian Miles	1985-86	103-157	.656
3.	Shawn King	2006-07	105-163	.644
4.	Marcus Lewis	2007-09	165-278	.594
5.	Caleb Green	2003-04	177-300	.590
6.	Mark Acres	1981-82	109-186	.586
7.	Michael Craion	2011-12	144-247	.583
	Kevin Obanor	2018-19	133-228	.583
9.	Mark Acres	1984-85	221-380	.582
	Leon Irving	1998-99	114-196	.582

### 3-PT FIELD GOALS MADE

RK	NAME	YEAR	3PTM
1.	Greg Sutton*	1990-91	185
2.	Greg Sutton*	1989-90	170
3.	Clarence Thompson*	1989-90	137
4.	Ken Tutt	2003-04	101
5.	Max Abmas	2020-21	100
6.	Warren Niles	2012-13	96
7.	Tim Gill	1997-98	95
8.	Max Abmas	2019-20	87
	Tim Gill	1995-96	87
10.	Moses Ehambe	2007-08	86

### 3-PT FG ATTEMPTS

RK	NAME	YEAR	3PTA
1.	Greg Sutton*	1990-91	463
2.	Greg Sutton*	1989-90	443
3.	Clarence Thompson*	1989-90	367
4.	Greg Sutton	1988-89	251
	Robert Jarvis	2008-09	251
6.	Warren Niles	2012-13	243
7.	Max Abmas	2019-20	238
8.	Max Abmas	2020-21	233
	Ken Tutt	2003-04	225
9.	Nathan Binam	1999-00	223

### 3-PT FG PERCENTAGE (MIN. 50 ATT.)

RK	NAME	YEAR	3M-3A	3PCT
1.	Tim Gill	1997-98	95-196	.485
2.	Shawn Glover	2013-14	25-52	.481
3.	Luke Spencer-Gardner	2004-05	39-84	.464
4.	Chris Riouse	2005-06	57-123	.463
	Kevin Obanor	2020-21	56-121	.463
6.	Aaron Young	2015-16	32-70	.457
7.	Tim Gill	1995-96	87-193	.451
8.	Ken Tutt	2003-04	101-225	.449
9.	Aaron Young	2014-15	29-65	.446
10.	Josh Atkinson	2002-03	68-153	.444

### FREE THROWS MADE

RK	NAME	YEARS	FT
1.	Caleb Green	2006-07	278
2.	Greg Sutton*	1989-90	252
3.	Caleb Green	2005-06	235
4.	Greg Sutton*	1990-91	229
5.	Caleb Green	2004-05	213
6.	Obi Emegano	2014-15	205
7.	Obi Emegano	2015-16	198
8.	Dominique Morrison	2011-12	189
9.	Richard Fuqua	1971-72	160
10.	Damen Bell-Holter	2012-13	159

### FREE THROWS ATTEMPTED

RK	NAME	YEARS	FTA
1.	Caleb Green	2006-07	366
2.	Greg Sutton*	1989-90	328
3.	Caleb Green	2005-06	308
4.	Caleb Green	2004-05	283
5.	Greg Sutton*	1990-91	280
6.	Obi Emegano	2014-15	260
7.	Obi Emegano	2015-16	232
8.	Dominique Morrison	2011-12	229
9.	Damen Bell-Holter	2012-13	211
10.	Richard Fuqua	1971-72	210

### FREE THROW PERCENTAGE (MIN. 75 ATT.)

RK	NAME	YEARS	ATT.	PCT.
1.	Bobby Hodge**	1967-68	93-102	.912
2.	Steve Bontrager	1980-81	73-81	.901
3.	Max Abmas	2020-21	138-155	.890
4.	Kevin Obanor	2020-21	112-128	.875
5.	Sam Potter	1983-84	82-94	.872
6.	Ken Tutt	2004-05	87-100	.870
7.	Tim Gill	1996-97	85-99	.859
8.	Bill Hull**	1968-69	78-91	.857
9.	Tim Gill	1995-96	64-75	.853
	Obi Emegano	2015-16	198-232	.853

### BLOCKED SHOTS

RK	NAME	YEARS	BLK
1.	Kendrick Moore	2001-02	103
2.	Kendrick Moore	2002-03	94
3.	Alvin Scott	1976-77	81
4.	Shawn King	2006-07	81
5.	Shawn King	2007-08	68
6.	Rocky Walls	1997-98	58
7.	Mark Acres	1982-83	54
	Marvin Washington	1987-88	54
9.	Shawn Glover	2013-14	53
10.	Ray Thompson	1991-92	50
	Damen Bell-Holter	2010-11	50

### STEALS

RK	NAME	YEARS	STL
1.	Haywoode Workman	1987-88	103
2.	Haywoode Workman	1988-89	93
3.	Greg Sutton*	1989-90	88
4.	Greg Sutton*	1990-91	81
5.	Earl McClellan	1996-97	77
6.	Akin Akin-Otiko	1986-87	72
7.	Sebastian Neal	1991-92	68
8.	Gary "Cat" Johnson	1981-82	63
9.	Earl McClellan	1995-96	62
10.	Larry Owens	2004-05	58

\* Part of career spent at NAIA level

\*\* Part of career prior to ORU's move to NCAA Major College Division



## ORU CAREER TOP 10

### POINTS

RK	NAME	YEARS	POINTS
1.	Greg Sutton	1988-91**	3,070
2.	Richard Fuqua	1969-73*	3,004
3.	Caleb Green	2003-07	2,503
4.	Anthony Roberts	1973-77	2,341
5.	Dominique Morrison	2008-12	2,080
6.	Mark Acres	1981-85	2,038
7.	Ken Tutt	2003-07	2,019
8.	Warren Niles	2009-13	1,984
9.	Tim Gill	1994-98	1,959
10.	Haywoode Workman	1986-89	1,506

### REBOUNDS

RK	NAME	YEARS	REB.
1.	Eddie Woods**	1970-74	1,365
2.	Caleb Green	2003-07	1,189
3.	Mark Acres	1981-85	1,051
4.	Rocky Walls	1994-98	946
5.	Emmanuel Nzekwesi	2016-pres.	889
6.	Damen Bell-Holter	2009-13	878
7.	Antonio Martin	1977-80	857
8.	Anthony Roberts	1973-77	800
9.	Jeff Acres	1980-85	797
10.	Carl Hardaway**	1966-70	750

### ASSISTS

RK	NAME	YEARS	ASST.
1.	Luke Spencer-Gardner	2000-05	534
2.	Jonathan Bluiitt	2002-06	509
3.	Arnold Dugger	1974-77	501
4.	Greg Sutton*	1988-91	490
5.	Gary Johnson	1978-82	481
6.	Earl McClellan	1993-97	413
7.	Willie Irons	1984-88	393
8.	Eric Perry	1996-00	383
9.	Tim Gill	1994-98	377
10.	Haywoode Workman	1986-89	376

### FIELD GOALS MADE

RK	NAME	YEARS	FG
1.	Richard Fuqua**	1969-73	1,273
2.	Greg Sutton*	1988-91	1,024
3.	Anthony Roberts	1973-77	1,006
4.	Caleb Green	2003-07	821
5.	Mark Acres	1981-85	799
6.	Dominique Morrison	2008-12	687
7.	Ken Tutt	2003-07	684
8.	Warren Niles	2009-13	674
9.	Tim Gill	1994-98	664
10.	Carl Hardaway**	1966-70	608

### FIELD GOALS ATTEMPTED

RK	NAME	YEARS	FGA
1.	Richard Fuqua**	1969-73	2,838
2.	Greg Sutton*	1988-91	2,398
3.	Anthony Roberts	1973-77	2,007
4.	Ken Tutt	2003-07	1,619
5.	Warren Niles	2009-13	1,594
6.	Caleb Green	2003-07	1,524
7.	Dominique Morrison	2008-12	1,475
8.	Mark Acres	1981-85	1,416
9.	Tim Gill	1994-98	1,391
10.	Haywoode Workman	1986-89	1,262

### FIELD GOAL PERCENTAGE (MIN. 2 SEASONS & 200 FGM)

RK	NAME	YEARS	FGM-FGA	PCT.
1.	Shawn King	2006-08	232-389	.596
2.	Brandon Conley	2012-16	249-432	.576
3.	Brian Miles	1983-87	274-480	.571
4.	Marcus Lewis	2007-09	277-489	.566
5.	Mark Acres	1981-85	799-1416	.564
6.	Steven Roundtree	2010-13	370-684	.541
7.	Caleb Green	2003-07	821-1524	.539
8.	Michael Craion	2009-12	311-577	.539
9.	Reggie Clement	1980-83	265-495	.535
10.	David Vaughn	1972-73	232-438	.530
	Kevin Ford	2008-10	233-440	.530

### 3-PT FIELD GOALS MADE

RK	NAME	YEARS	3PTM
1.	Greg Sutton*	1988-91	438
2.	Tim Gill	1994-98	333
3.	Ken Tutt	2003-07	319
4.	Warren Niles	2009-13	292
5.	<b>Max Abmas</b>	<b>2019-pres.</b>	<b>238</b>
6.	Eric Perry	1996-00	214
7.	Clarence Thompson*	1988-90	205
8.	Josh Atkinson	1999-04	203
9.	Moses Ehambe	2004-08	183
10.	Luke Spencer-Gardner	2000-05	171

### 3-PT FIELD GOALS ATTEMPTED

RK	NAME	YEARS	3PTA
1.	Greg Sutton*	1988-91	1,157
2.	Warren Niles	2009-13	780
3.	Ken Tutt	2003-07	775
4.	Tim Gill	1994-98	757
5.	<b>Max Abmas</b>	<b>2019-pres.</b>	<b>588</b>
6.	Eric Perry	1996-00	565
7.	Clarence Thompson*	1988-90	553
8.	Josh Atkinson	1999-04	539
9.	Sam Kearns	2017-20	460
10.	Robert Jarvis	2007-09	459

### 3-PT FIELD GOAL PERCENTAGE (MIN. 100 ATT.)

RK	NAME	YEAR	3M-ATT.	PCT.
1.	Chris Riouse	2004-06	76-161	.472
2.	Tim Gill	1994-98	333-757	.440
3.	Kevin Obanor	2018-21	122-287	.425
4.	Aaron Young	2014-17	90-217	.415
5.	Luke Spencer-Gardner	2001-05	171-412	.415
6.	Ken Tutt	2003-07	319-775	.412
7.	Moses Ehambe	2004-08	183-447	.409
8.	Phillip Owens	1997-99	56-139	.403
9.	James Kruse	1994-97	49-122	.402
10.	Mikey Manghum	2009-13	44-111	.396
--	<b>Max Abmas</b>	<b>2019-pres.</b>	<b>238-588</b>	<b>.404</b>
--	<b>DeShang Weaver</b>	<b>2018-pres.</b>	<b>133-332</b>	<b>.401</b>

### FREE THROWS MADE

RK	NAME	YEARS	FT
1.	Caleb Green	2003-07	852
2.	Greg Sutton*	1988-91	584
3.	Dominique Morrison	2008-12	543
4.	Richard Fuqua**	1969-73	458
5.	Obi Emegano	2013-16	433
6.	Damen Bell-Holter	2009-13	371
7.	Mark Acres	1981-85	440
8.	Haywoode Workman	1986-89	339
9.	Ken Tutt	2003-07	332
10.	Anthony Roberts	1973-77	329

### FREE THROWS ATTEMPTED

RK	NAME	YEARS	FTA
1.	Caleb Green	2003-07	1134
2.	Greg Sutton*	1988-91	765
3.	Dominique Morrison	2008-12	668
4.	Richard Fuqua**	1969-73	658
5.	Mark Acres	1981-85	632
6.	Obi Emegano	2013-16	530
7.	Rocky Walls	1994-98	527
8.	Damen Bell-Holter	2009-13	510
9.	Derrick Taylor	1996-00	489
10.	Anthony Roberts	1973-77	434

### FREE THROW PERCENTAGE (MIN. 75 ATT.)

RK	NAME	YEARS	ATT.	PCT.
1.	Steve Bontrager	1979-81	103-117	.880
2.	Bill Hull**	1967-69	104-121	.860
3.	Bobby Hodge**	1966-68	169-198	.854
4.	Sam Potter	1983-85	131-156	.840
5.	Kevin Obanor	2018-21	314-376	.835
6.	D.J. Jackson	2012-14	96-116	.828
7.	Tim Gill	1994-98	302-365	.827
8.	Jalen Bradley	2015-17	109-133	.820
9.	Kenny Bohanon	1992-94	116-142	.817
	Obi Emegano	2013-16	433-530	.817
--	<b>Max Abmas</b>	<b>2019-pres.</b>	<b>217-249</b>	<b>.871</b>

### BLOCKED SHOTS

RK	NAME	YEARS	BLK
1.	Kendrick Moore	2001-03	197
2.	Mark Acres	1981-85	164
3.	Albert Owens	2014-18	159
4.	Shawn King	2006-08	149
5.	Damen Bell-Holter	2009-13	139
6.	Alvin Scott	1973-77	131
7.	Rocky Walls	1994-98	127
8.	Antonio Martin	1977-80	106
9.	Shawn Glover	2012-14	97
10.	Brandon Conley	2012-16	94

### STEALS

RK	NAME	YEARS	STL
1.	Haywoode Workman	1986-89	250
2.	Earl McClellan	1993-97	215
3.	Greg Sutton*	1988-91	213
4.	Tim Gill	1994-98	172
5.	Rocky Walls	1994-98	166
6.	Caleb Green	2003-07	164
7.	Gary "Cat" Johnson	1978-82	163
8.	Willie Irons	1984-88	157
9.	Mark Acres	1981-85	150
	Akin Akin-Otiko	1983-87	150
10.	Eric Perry	1996-00	145

\* Part of career spent at NAIA level

\*\* Part of career prior to ORU's move to NCAA Major College Division



## SEASON HIGHS

## CAREER HIGHS

1	 <p>Points: 13, at Houston Baptist (12/4/21) Field Goals: 5 (2x), at Houston Baptist (12/4/21) 3-pt Made: _____ FT Made: 3, at Houston Baptist (12/4/21) Rebounds: 11, at Houston Baptist (12/4/21) Assists: 1, vs. Rogers State (11/23/21) Steals: _____</p>	<p>Points: 15, vs. Haskell (12/8/19) Field Goals: 5 (3x), at Houston Baptist (12/4/21) 3-pt Made: _____ FT Made: 5, vs. Haskell (12/8/19) Rebounds: 11 (3x), at Houston Baptist (12/4/21) Assists: 1 (5x), vs. Rogers State (11/23/21) Steals: 3, at Creighton (12/3/19)</p>
2	 <p>Points: 19, at South Dakota State (12/22/21) Field Goals: 8, at South Dakota State (12/22/21) 3-pt Made: 3 (2x), at South Dakota State (12/22/21) FT Made: 4, at Central Arkansas (11/20/21) Rebounds: 12, at Missouri State (12/11/21) Assists: 4, at TCU (12/2/21) Steals: 3 (2x), at Central Arkansas (11/20/21)</p>	<p>Points: 22, vs. South Dakota State (3/8/21) Field Goals: 8 (2x), at South Dakota State (12/22/21) 3-pt Made: 4 (2x), vs. South Dakota State (3/8/21) FT Made: 7, at Denver (1/16/21) Rebounds: 12, at Missouri State (12/11/21) Assists: 5, vs. Arkansas (3/27/21) Steals: 4, vs. South Dakota State (2/13/21)</p>
3	 <p>Points: 38, vs. Tulsa (11/29/21) Field Goals: 11, at South Dakota State (12/20/21) 3-pt Made: 7 (2x), vs. Tulsa (11/29/21) FT Made: 13, vs. Tulsa (11/29/21) Rebounds: 6, vs. UT Arlington (12/16/21) Assists: 6 (3x), vs. UT Arlington (12/16/21) Steals: 3, at Houston Baptist (12/4/21)</p>	<p>Points: 42, vs. South Dakota State (2/13/21) Field Goals: 14, vs. South Dakota State (2/13/21) 3-pt Made: 7 (4x), vs. Tulsa (11/29/21) FT Made: 13 (2x), vs. Tulsa (11/29/21) Rebounds: 7, at North Dakota State (2/6/21) Assists: 10, vs. South Dakota State (3/8/21) Steals: 4, at Chicago State (12/17/19)</p>
4	 <p>Points: 8 (2x), vs. Haskell (11/18/21) Field Goals: 3, vs. Southwestern Christian (11/12/21) 3-pt Made: 2, vs. Southwestern Christian (11/12/21) FT Made: 3, vs. Haskell (11/18/21) Rebounds: 2 (3x), vs. Rogers State (11/23/21) Assists: 5, vs. Haskell (11/18/21) Steals: 3, vs. Southwestern Christian (11/12/21)</p>	<p>Points: 9, vs. Western Illinois (2/28/21) Field Goals: 3 (2x), vs. Southwestern Christian (11/12/21) 3-pt Made: 2, vs. Southwestern Christian (11/12/21) FT Made: 3, vs. Haskell (11/18/21) Rebounds: 2 (4x), vs. Rogers State (11/23/21) Assists: 6, vs. Southwestern Christian (12/12/20) Steals: 3, vs. Southwestern Christian (11/12/21)</p>
5	 <p>Points: _____ Field Goals: _____ 3-pt Made: _____ FT Made: _____ Rebounds: _____ Assists: _____ Steals: _____</p>	<p>Points: 5 (2x), vs. Western Illinois (2/28/21) Field Goals: 2 (2x), vs. Bacone (12/15/20) 3-pt Made: 1 (2x), vs. Western Illinois (2/28/21) FT Made: 2, vs. Western Illinois (2/28/21) Rebounds: 2, vs. Southwestern Christian (12/12/20) Assists: 1 (2x), vs. Western Illinois (2/28/21) Steals: 2, vs. Southwestern Christian (12/12/20)</p>
11	 <p>Points: 15, at Colorado State (11/9/21) Field Goals: 6, at Colorado State (11/9/21) 3-pt Made: 3, vs. Southwestern Christian (11/12/21) FT Made: 4, vs. Haskell (11/18/21) Rebounds: 11, vs. Haskell (11/18/21) Assists: 4, vs. Haskell (11/18/21) Steals: 3, vs. Haskell (11/18/21)</p>	<p>Points: 15 (2x), at Colorado State (11/9/21) Field Goals: 6 (3x), at Colorado State (11/9/21) 3-pt Made: 4 (2x), at South Dakota State (11/12/19) FT Made: 6, vs. South Dakota State (3/8/21) Rebounds: 11, vs. Haskell (11/18/21) Assists: 6 (2x), vs. Ohio State (3/19/21) Steals: 5, vs. Ohio State (3/19/21)</p>
13	 <p>Points: 11, vs. Haskell (11/18/21) Field Goals: 5, vs. Haskell (11/18/21) 3-pt Made: _____ FT Made: 2, vs. Southwestern Christian (11/12/21) Rebounds: 8, vs. Haskell (11/18/21) Assists: _____ Steals: 1, vs. Southwestern Christian (11/12/21)</p>	<p>Points: 11 (2x), vs. Haskell (11/18/21) Field Goals: 5 (2x), vs. Haskell (11/18/21) 3-pt Made: _____ FT Made: 2 (2x), vs. Southwestern Christian (11/12/21) Rebounds: 9, vs. Western Illinois (2/28/21) Assists: 1, at Missouri (11/25/20) Steals: 1 (3x), vs. Southwestern Christian (11/12/21)</p>
14	 <p>Points: 20, vs. Oklahoma State (11/26/21) Field Goals: 8, vs. Oklahoma State (11/26/21) 3-pt Made: 6, vs. UT Arlington (12/16/21) FT Made: 4, vs. Southwestern Christian (11/12/21) Rebounds: 7 (2x), at TCU (12/2/21) Assists: 2 (2x), vs. UT Arlington (12/16/21) Steals: 2, vs. Southwestern Christian (11/12/21)</p>	<p>Points: 24, vs. South Dakota (1/17/19) Field Goals: 8 (3x), vs. Oklahoma State (11/26/21) 3-pt Made: 7, at Omaha (12/30/18) FT Made: 7, vs. Ecclesia (11/19/18) Rebounds: 7 (2x), at TCU (12/2/21) Assists: 3 (2x), at Denver (1/20/19) Steals: 2 (5x), vs. Southwestern Christian (11/12/21)</p>
22	 <p>Points: 21, vs. UT Arlington (12/16/21) Field Goals: 6, vs. UT Arlington (12/16/21) 3-pt Made: 6, vs. UT Arlington (12/16/21) FT Made: 1, at TCU (12/2/21) Rebounds: 12, vs. Southwestern Christian (11/12/21) Assists: 5, vs. Oklahoma State (11/26/21) Steals: 4 (2x), vs. UT Arlington (12/16/21)</p>	<p>Points: 21, vs. UT Arlington (12/16/21) Field Goals: 6, vs. UT Arlington (12/16/21) 3-pt Made: 6, vs. UT Arlington (12/16/21) FT Made: 3, vs. Omaha (2/28/19) Rebounds: 17, vs. Ecclesia (11/19/18) Assists: 5, vs. Oklahoma State (11/26/21) Steals: 4 (3x), vs. UT Arlington (12/16/21)</p>
45	 <p>Points: 4, vs. Haskell (11/18/21) Field Goals: 2, vs. Haskell (11/18/21) 3-pt Made: _____ FT Made: _____ Rebounds: 7, vs. Haskell (11/18/21) Assists: _____ Steals: 2, at Missouri State (12/11/21)</p>	<p>Points: 7, vs. Southwestern Christian (12/12/20) Field Goals: 2 (2x), vs. Western Illinois (2/28/21) 3-pt Made: _____ FT Made: 3, vs. Southwestern Christian (12/12/20) Rebounds: 10, vs. Southwestern Christian (12/12/20) Assists: _____ Steals: 2 (3x), at Missouri State (12/11/21)</p>
10	 <p>Points: 25, at Central Arkansas (11/20/21) Field Goals: 7, at Central Arkansas (11/20/21) 3-pt Made: 4, at Colorado State (11/9/21) FT Made: 10, at Central Arkansas (11/20/21) Rebounds: 4 (2x), at South Dakota State (12/22/21) Assists: 3, vs. Southwestern Christian (11/12/21) Steals: 2, vs. Tulsa (11/29/21)</p>	<p>Points: 22, vs. Haskell (11/18/21) Field Goals: 7, vs. Haskell (11/18/21) 3-pt Made: 5, vs. Haskell (11/18/21) FT Made: 4, at Houston Baptist (12/4/21) Rebounds: 4, vs. Haskell (11/18/21) Assists: 5, vs. UT Arlington (12/16/21) Steals: 2 (2x), vs. Tulsa (11/29/21)</p>
23	 <p>Points: 13, vs. Southwestern Christian (11/12/21) Field Goals: 4, vs. Haskell (11/18/21) 3-pt Made: 3, vs. Southwestern Christian (11/12/21) FT Made: 4 (3x), vs. Rogers State (11/23/21) Rebounds: 10, vs. Haskell (11/18/21) Assists: 1 (2x), at South Dakota (12/20/21) Steals: 2 (2x), vs. Haskell (11/18/21)</p>	<p>Points: 3, vs. Southwestern Christian (11/12/21) Field Goals: 1 (2x), vs. Rogers State (11/23/21) 3-pt Made: 1, vs. Southwestern Christian (11/12/21) FT Made: _____ Rebounds: 2, vs. Haskell (11/18/21) Assists: 2, vs. Southwestern Christian (11/12/21) Steals: 2, vs. Haskell (11/18/21)</p>
33	 <p>Points: 2, vs. Southwestern Christian (11/12/21) Field Goals: 1, vs. Southwestern Christian (11/12/21) 3-pt Made: _____ FT Made: _____ Rebounds: 2 (2x), vs. Rogers State (11/23/21) Assists: 1 (3x), vs. Rogers State (11/23/21) Steals: _____</p>	





**1**  
**ELIJAH LUFILE**  
RSr. | F/C | 6-8  
MILTON, ONTARIO



**2**  
**KAREEM THOMPSON**  
JR. | G | 6-6  
FLORENCE, ALA.



**3**  
**MAX ABMAS**  
JR. | G | 6-1  
ROCKWALL, TEXAS



**4**  
**JAMIE BERGENS**  
So. | G | 6-2  
ALMERE, NETHERLANDS



**5**  
**JONATHAN ALEXANDRE**  
So. | G | 6-6  
PETION-VILLE, HAITI



**10**  
**ISSAC MCBRIDE**  
So. | G | 6-1  
LITTLE ROCK, ARK.



**11**  
**CARLOS JURGENS**  
RJr. | G | 6-5  
TARTU, ESTONIA



**13**  
**NATE CLOVER III**  
So. | C | 6-8  
PORT ARTHUR, TEXAS



**14**  
**DESHANG WEAVER**  
RJr. | F | 6-8  
HOUSTON, TEXAS



**20**  
**TREY PHIPPS**  
So. | G | 6-2  
TULSA, OKLA.



**22**  
**FRANCIS LACIS**  
Sr. | F | 6-7  
RIGA, LATVIA



**23**  
**SIR ISSAC HERRON**  
Fr. | F | 6-9  
HOUSTON, TEXAS



**25**  
**ELIJAH LAWRENCE**  
Fr. | G | 6-1  
BELLAIRE, TEXAS



**33**  
**LUKA TEKAVCIC**  
Fr. | F | 6-10  
GROSUPLJE, SLOVENIA



**45**  
**ISMAEL PLET**  
So. | F | 6-7  
AMSTERDAM, NETHERLANDS



**HC**  
**PAUL MILLS**  
HEAD COACH  
5TH SEASON



**AC**  
**RUSSELL SPRINGMANN**  
ASSISTANT COACH  
4TH SEASON




**AC**  
**SAM PATTERSON**  
ASSISTANT COACH  
5TH SEASON



**AC**  
**KENTON PAULINO**  
ASSISTANT COACH  
1ST SEASON



**DO**  
**STEVE UPSHAW**  
DIR. OF OPERATIONS  
20TH SEASON



**VC**  
**IAIN LAYMON**  
VIDEO COORDINATOR  
5TH SEASON

