

Oral Roberts

BASKETBALL

Location Tulsa, Okla.
 Nickname Golden Eagles
 Colors Navy Blue and Vegas Gold

Enrollment 4,753 (Fall 2021)
 President Dr. William Wilson
 Athletic Director Tim Johnson

Asst. AD of Communications Jarrett Hardwick
 Hardwick's Email jhardwick@oru.edu
 Twitter @JarrettH70

2021-22 SCHEDULE/RESULTS

DATE	OPPONENT	TIME (CT)
Nov. 9	at Colorado State	L, 80-109
Nov. 12	Southwestern Christian	W, 121-50
Nov. 18	Haskell	W, 89-46
Nov. 20	at Central Arkansas	L, 67-70
Nov. 23	Rogers State	W, 91-31
Nov. 26	Oklahoma State	L, 77-78 (OT)
Nov. 29	Tulsa	W, 87-80
Dec. 2	at TCU	L, 63-71
Dec. 4	at Houston Baptist	W, 85-67
Dec. 11	at Missouri State	L, 69-60
Dec. 16	UT Arlington	7 p.m.
Dec. 20	at South Dakota *	7 p.m.
Dec. 22	at South Dakota State *	7 p.m.
Dec. 30	Denver *	7 p.m.
Jan. 1	Omaha *	7 p.m.
Jan. 6	at St. Thomas *	7 p.m.
Jan. 8	at Western Illinois *	2 p.m.
Jan. 15	at Kansas City *	7 p.m.
Jan. 20	North Dakota *	7 p.m.
Jan. 22	North Dakota State *	7 p.m.
Jan. 27	at Omaha *	7 p.m.
Jan. 29	at Denver *	3 p.m.
Feb. 3	Western Illinois *	7 p.m.
Feb. 5	St. Thomas *	7 p.m.
Feb. 12	Kansas City *	7 p.m.
Feb. 17	at North Dakota State *	7 p.m.
Feb. 19	at North Dakota *	1 p.m.
Feb. 24	South Dakota State *	7 p.m.
Feb. 26	South Dakota *	7 p.m.
Mar. 5-8	Summit League Championships	TBA

* - Summit League Game

Home Games in Bold

Times listed are Central and subject to change



ORAL ROBERTS GOLDEN EAGLES

Record	5-5 (0-0 Summit League)	Head Coach	Paul Mills
Streak	L1	Record at ORU	62-72 (5th Season)
Ranking (AP/Coaches)	-- / --	Career Record	Same
Ranking (Mid-Major)	-- / --	Department Twitter	@ORUAthletics
NCAA NET Ranking	218	MBB Twitter	@ORUMBB

GAME 11 | DEC. 16, 2021 | 7 P.M. | TULSA, OKLA. | MABEE CENTER



UT ARLINGTON MAVERICKS

Record	3-5 (0-0 SBC)	Head Coach	Greg Young
Streak	W2	Record at UTA	3-5 (1st Season)
Ranking (AP/Coaches)	-- / --	Career Record	Same
Ranking (Mid-Major)	--	Department Twitter	@UTAMAVS
NCAA Net Ranking	265	MBB Twitter	@UTAMavsMBB

QUICK HITS

- Kareem Thompson recorded a career high 12 rebounds in game at Missouri State. It is the fourth time this season and fifth in Thompson's career that he led the team in rebounding in a game. Max Abmas led ORU with 19 points at MSU for his sixth-consecutive double-digit outing. In Abmas' career, he's had 58 double-digit scoring efforts. DeShang Weaver had 15 points in Springfield, Missouri, for back-to-back double-digit nights.
- Abmas (21.2 ppg) and Weaver (11.2) both score in double figures to lead the Golden Eagles offense, which ranks 26th in the NCAA at 82.0 points per game.
- Behind his season-best 38 points in the Mayor's Cup win over Tulsa, Abmas now ranks ninth in the nation in points per game and leads the country making 4.4 3-pointers a game. The junior recently moved past Eric Perry (1996-2000) for fifth in program history in career triples and has 227 in his tenure. He is currently 17th all-time in scoring with 1,325 career points.
- ORU is hitting 12.8 triples per game to lead the nation thanks to a school-record 21 against Southwestern Christian and 19 versus Tulsa. The team has made double-digit 3-pointers in eight of 10 outings this season.
- The Golden Eagles currently rank 30th in the NCAA pulling down 41.7 rebounds a contest.

SCOUTING THE OPPONENT

- ORU has battled the Mavericks to a 4-3 record in the all-time series, including an 84-76 victory in 2013 in the CIT when the teams last met. UTA is 1-3 all-time at the Mabee Center.
- The Mavericks are coming off a 56-47 win against Lamar Saturday extending a two-game streak. UTA sits 27th in the country in blocked shots per game while averaging 5.5. The squad from Arlington, Texas, also sits 27th in field-goal percentage defense holding opponents to 38.1 percent from the field.
- David Azore leads the Mavericks in scoring with 13.3 points per game. Azore is the lone UTA player averaging double-digit outings. Kaodirichi Akobundu-Ehiogu leads UTA in rebounds per game with 4.4 and is 11th in the country in blocks per game while averaging 3.1.

	2021-22	
> 82.0	PPG	63.1
> 67.1	Opp. PPG	70.5
> .439	FG %	.425
> .416	FG % Def.	.381
> .388	3FG %	.270
> .728	FT%	.682
> 41.7	RPG	36.5
> +5.5	+/- Reb.	-2.1
12.9	APG	13.6 <
12.2	TPG	17.4 <
> 7.8	SPG	7.3
4.4	BPG	5.5 <

#ORUMBB PROBABLE STARTING LINEUP



2 KAREEM THOMPSON
G JR. | 6-5 | 200

PPG	RPG	SPG	FG%	MPG
7.1	6.5	1.3	43.8	25.3



3 MAX ABMAS
G JR. | 6-0 | 175

PPG	RPG	APG	FG%	MPG
21.2	2.8	3.0	42.6	33.3



11 CARLOS JÜRGENS
G RJR. | 6-4 | 200

PPG	RPG	APG	FG%	MPG
6.8	4.7	2.1	35.9	25.3



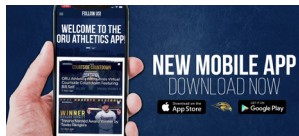
14 DESHANG WEAVER
F RJR. | 6-7 | 205

PPG	RPG	3FG%	FG%	MPG
11.2	4.3	37.5	52.9	23.0



22 FRANCIS LĀCIS
F SR. | 6-7 | 220

PPG	RPG	BPG	FG%	MPG
6.4	7.1	1.1	39.3	27.0



BROADCAST INFO:

•ONLINE VIDEO
 ORU Sports Network (ORUSN)
www.ORUAthletics.com/watch
 or via ORU Athletics App

ORUSN

•LOCAL RADIO
 99.9 FM ESPN Radio

FOLLOW ORU!!

@ORUMBB

@ORUMBB

/ORUAthletics

#ORUMBB | #GOLDENSTANDARD

MEDIA INFORMATION

There are a number of ways to keep up with the Oral Roberts men's basketball team this season. All home games will be broadcast for FREE at ORUAthletics.com/watch on the revamped ORU Sports Network and also can be viewed live on the ORU Athletics App or via the ORUSN Roku app. Free audio of road games also will be available on www.ORUAthletics.com. Finally, updates can be found on Twitter by following @ORUAthletics and @ORUMBB or the hashtag #ORUMBB.

INTERVIEW PROCEDURES

During the week: Head Coach Paul Mills and players will be available for interviews up to 30 minutes prior to practice each day with advance notice. Contact the ORU Athletic Communications Department to arrange interviews and verify practice times.

After the game: If requested, players and coaches will be available in the media room after a 10-minute, cool-down period. For specific requests, please contact the ORU Athletic Communications staff. At home games, members of the opposing team will NOT be taken to the media room unless otherwise specified.

QUICK FACTS (PRIOR TO THE 2021-22 SEASON)

FIRST YEAR OF BASKETBALL: 1965-66

OVERALL ALL-TIME RECORD: 964-708 (.577) (56 years)

NCAA TOURNAMENT APPEARANCES (REC): 6 (4-6)

LAST NCAA TOURNAMENT:

2021 Sweet 16 (W, 75-72 vs. #2 Ohio State)

(W, 81-78 vs. #7 Florida)

(L, 70-72 vs. #3 Arkansas)

2020-21 RECORD: 18-11 (8-3 H; 5-7 A; 5-1 N)

2020-21 SUMMIT LEAGUE RECORD/FINISH: 10-5/4th

FINAL RANKING LAST YEAR: #11, Mid-Major Poll

STARTERS RETURNING/LOST: 3/2

LETTERMEN RETURNING/LOST: 10/5

NEWCOMERS: 5

ORU ATHLETIC COMMUNICATIONS

ASSISTANT A.D.-COMMUNICATIONS/MBB: Jarrett Hardwick

SLARKS' PHONE: 918-495-7094

EMAIL: jhardwick@oru.edu

DIR.-ATHLETIC COMMUNICATIONS: TBA

PHONE: TBA

EMAIL: TBA

DIR.-CREATIVE CONTENT: Duncan White

HARDWICK'S PHONE: 918-495-7181

EMAIL: duwhite@oru.edu

ASST. DIR.-ATHLETIC COMMUNICATIONS: Jon Opiela

POUNDS' PHONE: 918-495-6616

EMAIL: jopiela@oru.edu

ASST. DIR.-ATHLETIC COMMUNICATIONS: Josh Salim

POUNDS' PHONE: 918-495-6616

EMAIL: jsalim@oru.edu

VOICE OF THE GOLDEN EAGLES: Adam Hildebrandt

WEBSITE: ORUAthletics.com

MAILING ADDRESS: 7777 S. Lewis Ave.

Tulsa, OK 74171

STATISTICAL TRENDS, WINS AND LOSSES**WINS (5 GMS)**

94.6
54.8
.482
.364
.444
.773
+18.2
14.6
13.0
10.8
3.8

Scoring Average
Opp. Scoring Average
FG Percent
FG Percent Defense
3FG Percent
FT Percent
Rebounding Margin
Assists/Game
Turnovers/Game
Steals/Game
Blocks/Game

LOSSES (5 GMS)

69.4
79.4
.395
.459
.327
.648
-72
11.2
11.4
4.8
5.0

SUMMIT LEAGUE STANDINGS

TEAM	CURRENT NET RANK	2021-22 CONFERENCE	2021-22 OVERALL
Western Illinois	79	0-0	8-2
South Dakota St.	93	0-0	9-3
St. Thomas	205	0-0	4-6
Kansas City	217	0-0	5-5
Oral Roberts	218	0-0	5-5
North Dakota St.	237	0-0	7-4
South Dakota	257	0-0	6-4
Denver	282	0-0	3-9
North Dakota	346	0-0	3-8
Omaha	351	0-0	1-9

2021-22 SUMMIT LEAGUE PRESEASON AWARDS**ALL-SUMMIT LEAGUE FIRST TEAM**

Max Abmas, Oral Roberts

Josiah Allick, Kansas City

Sam Griesel, North Dakota State

Rocky Kreuser, North Dakota State

Baylor Scheierman, South Dakota State

Douglas Wilson, South Dakota State

ALL-SUMMIT LEAGUE SECOND TEAM

Will Carius, Western Illinois

Tyree Eady, North Dakota State

Noah Freidel, South Dakota State

Xavier Fuller, South Dakota

Tasos Kamateros, South Dakota

Player of the Year

Max Abmas, Oral Roberts

ORUAthletics.com is the official online home of all 16 of ORU's NCAA Division I teams. Designed and launched by SIDEARM Sports in the summer of 2020, the responsive site was built to be user friendly and will adapt seamlessly for desktop, mobile and tablet viewers to ensure a smooth experience when following the best content of the Golden Eagles.

ORUAthletics.com is also the home of the ORU Sports Network, which features free, live video broadcasts of all home athletic events. In partnership with the ORU digital media department, all broadcasts are entirely student run, including handling all aspects of production from running cameras, replays, graphics and technical directing. The new ORUSN will include featured content such as student-athlete and coach

ORUATHLETICS.COM | OFFICIAL WEBSITE OF ORU ATHLETICS

spotlights, facility tours and a behind-the-scenes look into all aspects of ORU Athletics. ORU also offers a mobile app to make following the Golden Eagles even easier. The ORU Athletics app in partnership with SIDEARM Sports provides live stats, news alerts and live audio and video streams for all games through the ORU Sports Network. The app is available for free in the

Google Play Store and iTunes.

TheSummitLeague.org is another online resource to find information about the Golden Eagles as the site includes league statistics and standings, as well as a weekly release with all the news and information surrounding one of the top mid-major conferences in the nation.

OFFENSIVE BALANCE

GAME	LEADING SCORER	2ND SCORER
at Colorado State	Max Abmas-20	Carlos Jürgens-15
Southwestern Christian	Max Abmas-16	Carlos Jürgens-14
Haskell	Trey Phipps-22	DeShang Weaver-13
at Central Arkansas	Issac McBride-25	Thompson, Phipps-10
Rogers St.	Max Abmas-23	Issac McBride-17
Oklahoma State	Max Abmas-29	DeShang Weaver-20
Tulsa	Max Abmas-38	DeShang Weaver-13
at TCU	Max Abmas-20	Francis Lâcis-14
at Houston Baptist	Max Abmas-18	Trey Phipps-14
at Missouri State	Max Abmas-19	DeShang Weaver-15

UT Arlington

at South Dakota

at South Dakota State

Denver

Omaha

at St. Thomas

at Western Illinois

at Kansas City

North Dakota

North Dakota St.

at Omaha

at Denver

Western Illinois

St. Thomas

Kansas City

at North Dakota St.

at North Dakota

South Dakota St.

South Dakota

TEAM SEASON HIGHS

#	DATE/OPPONENT
Points	121 vs Southwestern Christian (11/12/21)
Field Goals	42 vs Southwestern Christian (11/12/21)
3-pt Made	21 vs Southwestern Christian (11/12/21)
FT Made	18 vs Haskell (11/18/21)
Rebounds	62 vs Haskell (11/18/21)
Assists	21 vs Southwestern Christian (11/12/21)
Steals	20 vs Southwestern Christian (11/12/21)
Blocks	8 at Central Arkansas (11/20/21)
Turnovers	17 vs Haskell (11/18/21)

TEAM SEASON LOWS

#	DATE/OPPONENT
Points	60 at Missouri State (12/11/21)
Field Goals	22 at Central Arkansas (11/20/21)
3-pt Made	6 at Central Arkansas (11/20/21)
FT Made	1 at TCU (12/2/21)
Rebounds	32 vs. Tulsa (11/29/21)
Assists	9 (2x) at Houston Baptist (12/4/21)
Steals	3 at Colorado State (11/9/21)
Blocks	1 at Houston Baptist (12/4/21)
Turnovers	5 at Colorado State (11/9/21)

SCORING MILESTONE WATCH

1. Greg Sutton (1988-91)	3,070	11. Emmanuel Nzekwesi (2015-20)	1,492
2. Richard Fuqua (1969-73)	3,004	12. Jeff Acres (1980-85)	1,476
3. Caleb Green (2003-07)	2,503	13. Carl Hardaway (1966-70)	1,408
4. Anthony Roberts (1973-77)	2,341	14. Damen Bell-Holter (2009-13)	1,389
5. Dominique Morrison (2008-12)	2,080	15. Obi Emegano (2013-16)	1,367
6. Mark Acres (1981-85)	2,038	16. Eddie Woods (1970-74)	1,340
7. Ken Tutt (2003-07)	2,019	17. Ray Thompson (1991-93)	1,326
8. Warren Niles (2009-13)	1,984	18. Max Abmas (2019-pres.)	1,325
9. Tim Gill (1994-98)	1,959	19. Albert Owens (2014-18)	1,318
10. Haywoode Workman (1986-89)	1,506	20. Kevin Obanor (2018-21)	1,306

COACHING STAFF

PAUL MILLS

Texas A&M / 1996

62-72 / 5th Season



> AT ORU

In his first four seasons at ORU, the Golden Eagles earned 10 postseason honors from The Summit League; Player of the Year (Abmas), Newcomer of the Year (Ruder & Obanor), Sixth Man of the Year (Owens & Obanor), First Team All-Summit League (Abmas, Obanor & Nzekwesi), Second Team All-Summit League (Nzekwesi & Obanor), Honorable Mention All-Summit League (Nzekwesi) and All-Newcomer (Glasper, Abmas, Burns, Kearns & Obanor).

> VETERAN COACH

Although ORU is Mills' first NCAA head coaching job, Mills has been in the Division I ranks since 2002 when he joined Rice as the director of operations. Before coming to ORU, Mills served on the staff of Scott Drew at Baylor for 14 years.

> POSTSEASON EXPERIENCE

Mills and the Golden Eagles made their first NCAA Tournament appearance in 2021 reaching the Sweet 16. While at Baylor, Mills made nine postseason appearances, including seven NCAA Tournaments. Baylor made the Elite Eight twice and made two additional appearances in the Sweet 16. The Bears were the 2012-13 NIT champions.

SAM PATTERSON

Baylor/2008

Assistant Coach

5th Season



RUSSELL SPRINGMANN

Salisbury State/1990

Assistant Coach

4th Season



KENTON PAULINO

Texas/2008

Assistant Coach

1st Season



STEVE UPSHAW

Northeastern State/1992

Director of Operations

20th Season




IAIN LAYMON

Indiana/2017

Video Coordinator

5th Season



SITUATIONAL RECORDS**ORU'S RECORD WHEN...**

Leading at Halftime	5-0
Trailing at Halftime	0-5
Tied at Halftime	0-0
More Field Goals than opp.	4-1
Fewer Field Goals than opp.	1-4
More 3-pointers than opp.	5-3
Fewer 3-pointers than opp.	0-2
More Free Throws Made than opp.	5-1
Fewer Free Throws Made than opp.	0-4
More Free Throw Attempts than opp.	4-1
Fewer Free Throw Attempts than opp.	1-3
More Rebounds than opp.	4-1
Fewer Rebounds than opp.	0-4
More Assists than opp.	4-2
Fewer Assists than opp.	1-3
More Steals than opp.	3-1
Fewer Steals than opp.	1-4
More Turnovers than opp.	1-3
Fewer Turnovers than opp.	4-1
More Blocked Shots than opp.	4-1
Fewer Blocked Shots than opp.	1-3
Same Amount Blocked Shots than opp.	0-1
Home	4-1
Away	1-4
Neutral	0-0
Overtime	0-0
Leading with 3:00 to play	5-0
GAMES DECIDED BY ...	
1-5 Points	0-2
6-10 Points	1-2
11-19 Points	1-0
20+ Points	3-1

ORU BENCH PRODUCTION

GAME	ORU-OPP	DIFF	TOP BENCH
			SCORER
at Colorado St.	27-53	-26	12-McBride
Southwestern Christian	56-15	+41	13-Herron
Haskell	44-14	+30	22-Phipps
at Central Arkansas	37-15	+22	25-McBride
Rogers St.	52-10	+42	17-McBride
Oklahoma St.	8-47	-39	4-McBride
Tulsa	13-24	-11	7-Phipps
at TCU	11-21	-10	6-Phipps
at Houston Baptist	41-9	+32	14-Phipps
at Missouri St.	9-11	-9	5-Phipps
UT Arlington			
at South Dakota			
at South Dakota St.			
Denver			
Omaha			
at St. Thomas			
at Western Illinois			
at Kansas City			
North Dakota			
North Dakota St.			
at Omaha			
at Denver			
Western Illinois			
St. Thomas			
Kansas City			
at North Dakota St.			
at North Dakota			
South Dakota St.			
South Dakota			

LEADS, DEFICITS AND MARGINS

GAME	LARGEST +	LARGEST -	FINAL	BIGGEST
			MARGIN	ORU RUN
at Colorado St.	4	34	-29	7
Southwestern Christian	74	0	+71	19
Haskell	45	0	+43	22
at Central Arkansas	7	22	-3	12
Rogers St.	60	0	+60	13
Oklahoma St.	9	5	-1	9
Tulsa	15	2	+7	8
at TCU	1	17	-8	7
at Houston Baptist	24	8	+18	10
at Missouri St.	6	11	-9	8
UT Arlington				
at South Dakota				
at South Dakota St.				
Denver				
Omaha				
at St. Thomas				
at Western Illinois				
at Kansas City				
North Dakota				
North Dakota St.				
at Omaha				
at Denver				
Western Illinois				
St. Thomas				
Kansas City				
at North Dakota St.				
at North Dakota				
South Dakota St.				
South Dakota				

SUMMIT LEAGUE PLAYERS OF THE WEEK

Week 1 (Nov. 15)
Baylor Scheierman, South Dakota State

Week 2 (Nov. 22)
Evan Gilyard II, Kansas City

Week 3 (Nov. 29)
Noah Freidel, South Dakota State

Week 4 (Dec. 6)
Colton Sandage, Western Illinois

Week 5 (Dec. 13)
Baylor Scheierman, South Dakota State

Week 6 (Dec. 20)

Week 7 (Dec. 27)

Week 8 (Jan. 3)

Week 9 (Jan. 10)

Week 10 (Jan. 17)

Week 11 (Jan. 24)

Week 12 (Jan. 31)

Week 13 (Feb. 7)

Week 14 (Feb. 14)

Week 15 (Feb. 21)

Week 16 (Feb. 28)



COLLEGEINSIDER.COM MID-MAJOR POLL (DECEMBER 13, 2021)

	TEAM (1ST PLACE VOTES)	RECORD	PTS	PREV.	CONFERENCE
1	Gonzaga (29)	8-2	773	1	West Coast
2	San Francisco (2)	10-0	737	2	West Coast
3	Loyola Chicago	9-2	694	4	Missouri Valley
4	Iona	9-2	627	5	Metro Atlantic
5	BYU	8-2	622	3	West Coast
6	Saint Mary's	9-2	598	8	West Coast
7	Belmont	8-3	595	7	Ohio Valley
8	Chattanooga	9-1	497	11	Southern
9	Weber State	9-1	466	6	Big Sky
10	Murray State	8-1	448	20	Ohio Valley
11	South Dakota State	9-3	444	9	Summit
12	Ohio	7-2	431	12	Mid-American
13	Oakland	7-3	342	10	Horizon
14	New Mexico State	8-2	337	15	Western Athletic
15	Drake	6-4	315	13	Missouri Valley
16	James Madison	9-2	228	NR	Colonial
17	Monmouth	8-2	221	21	Metro Atlantic
18	Toledo	7-3	202	16	Mid-American
19	Southern Utah	7-3	192	NR	Big Sky
20	UC Irvine	5-2	186	18	Big West
21	Boston University	9-3	120	NR	Patriot
22	Buffalo	6-3	112	24	Mid-American
23	Furman	7-3	99	17	Southern
24	Utah Valley	7-3	94	14	Western Athletic
25	Akron	6-3	74	NR	Mid-American

OTHERS RECEIVING VOTES

Norfolk State 55, Vermont 52, Grand Canyon 48, UC Santa Barbara 44, Santa Clara 43, Missouri State 38, Stephen F. Austin 34, Navy 29, Campbell 26, Texas A&M Corpus Christi 25, South Alabama 24, Loyola Marymount 19, Delaware 18, Samford 17, ETSU 16, Cleveland State 15, Liberty 14, FGCU 12, Texas State 11, Western Illinois 11, Wofford 11, Arkansas State 9, Georgia State 9, Miami OH 9, Princeton 6, Kent State 5, UC Riverside 5, Wagner 5, California Baptist 4, Seattle 3, Georgia Southern 2, Mercer 1, Yale 1.



RECORD BY UNIFORM

JERSEY	HOME	AWAY	NEUTRAL	TOTAL
White	2-1	0-0	0-0	2-1
Blue	0-0	1-3	0-0	1-3
Gold	1-0	0-1	0-0	1-1
Baby Blue	1-0	0-0	0-0	1-0

ORU RECORD BY STARTING LINEUP

GUARD	GUARD	GUARD/FORWARD	GUARD/FORWARD	FORWARD/CENTER	RECORD
Abmas	Jürgens	Thompson	Weaver	Lâcis	4-5
Bergens*	Jürgens	Thompson	Weaver	Herron*	1-0

GAME-BY-GAME STARTING LINEUP

*- First start of ORU career

OPPONENT	G	G	G/F	G/F	F/C
@Colorado State	Abmas	Jürgens	Thompson	Weaver	Lâcis
Southwestern Christian	Abmas	Jürgens	Thompson	Weaver	Lâcis
Haskell	Bergens	Jürgens	Thompson	Weaver	Herron
@Central Arkansas	Abmas	Jürgens	Thompson	Weaver	Lâcis
Rogers State	Abmas	Jürgens	Thompson	Weaver	Lâcis
Oklahoma State	Abmas	Jürgens	Thompson	Weaver	Lâcis
Tulsa	Abmas	Jürgens	Thompson	Weaver	Lâcis
@TCU	Abmas	Jürgens	Thompson	Weaver	Lâcis
@Houston Baptist	Abmas	Jürgens	Thompson	Weaver	Lâcis
@Missouri State	Abmas	Jürgens	Thompson	Weaver	Lâcis



CLASS	PTS	PCT.
Seniors (3)	101	12.3
(Henton/Lâcis/Lufile)		
Juniors (4)	442	53.9
(Abmas/Jürgens/Thompson/Weaver)		
Sophomores (6)	227	27.6
(Alexandre/Bergens/Clover III/McBride/Phipps/Plet)		
Freshmen (3)	50	0.6
(Herron/Lawrence/Takavčič)		
SCORING	PTS	PCT.
Starters	500	60.9
Bench	320	39.0
SCORING	PTS	PCT.
Newcomers	235	28.6
Returners	585	71.3

ORU has been remarkably good when hitting 100 points. ORU has scored at least 100 in 114 games, and gone 107-7 in those contests. Six of those games have come since Coach Mills took over the program, and ORU holds a 16-1 record in contests since 2000 with the lone loss in triple OT on the road against IUPUI in 2004. The school record for points in a game is 155, scored in a 155-113 win over Union in 1972.

SEASON

HIGHEST POINTS: 1006 — Richard Fagus (1971-72).
SCORING AVERAGE: 35.8 — Richard Fagus (1971-72).
 1006 points in 28 games.
REBOUNDS: 427 — Edna Woods — (1971-72).
REBOUND AVERAGE: 14.5 — Edna Woods (1971-72). 40
 in 28 games.
FIELD-GOAL ATTEMPTS: 341 — Richard Fagus (1971-72).
FIELD-GOALS MADE: 423 — Richard Fagus (1971-72).
FIELD-GOAL PERCENTAGE: .568 — Paul Mosney (1949-
 50). 71 of 125.
FREE-THROW ATTEMPTS: 250 — Richard Fagus (1971-72).
FREE-THROWS MADE: 160 — Richard Fagus (1971-72).
FREE-THROW PERCENTAGE: .312 — Bobby Hodge (1947-
 48). 50 of 160.



For the first time since opening in 1972, the home of the Golden Eagles will have a new look as blue seats were installed for the 2021-22 season. The building's exterior and concourse level also got a fresh look with new blue paint and glass along with updated branding elements. A 35-foot, HD video board was installed above center court and the ORU practice gym added a whole new floor in the last three years.



ORU athletics broke ground Nov. 12, 2021 for the Mike Carter Athletic Center, a transformational project to push the Golden Eagles into the future. The multi-million-dollar facility will feature a new strength and conditioning area, two practice gyms for men's and women's basketball, an updated Eli Academic Center for all student-athletes and a state-of-the-art sports medicine space.



Overall Overtime Record	39-44 (0-1 This Season)
Home Overtime Record	14-14
Away Overtime Record	20-24
Neutral Overtime Record	5-6
Double Overtime Record	3-4
Triple Overtime Record	0-1
Last Single OT Played	vs. Oklahoma State, Nov. 26, 2021 (L, 77-78)
Last Double OT Played	vs. Denver, March 4, 2018 (L, 88-90)
Last Triple OT Played	at IUPUI, Jan. 24, 2004 (L, 105-108)

	2021-22	2020-21	2019-20
American	1-0	0-1	0-2
ASUN	0-1	--	--
Big 10	--	1-0	0-1
Big 12	0-2	0-2	0-1
Big East	--	--	0-1
Missouri Valley	0-1	--	1-0
Mountain West	0-1	--	--
SEC	--	1-3	--
Southland	1-0	0-0	1-0
Summit League	--	13-5	10-8
Sun Belt	--	--	--
WAC	--	--	1-0
West Coast	--	--	0-1
Non-NCAA Division I	3-0	3-0	4-0

OVERALL				FINAL 5 MIN/OT		FINAL MIN/OT	
#	NAME	FT-FTA	PCT.	FT-FTA	PCT.	FT-FTA	PCT.
1	Elijah Lufile	7-14	.500	4-7	.571	1-2	.500
2	Kareem Thompson	5-6	.833	0-0	.000	0-0	.000
3	Max Abmas	25-29	.862	10-12	.833	10-12	.833
4	Jamie Bergens	4-6	.667	1-3	.333	0-0	.000
5	Jonathan Alexandre	0-0	.000	0-0	.000	0-0	.000
10	Issac McBride	15-17	.882	6-8	.750	2-3	.667
11	Carlos Jürgens	16-25	.640	4-6	.667	0-0	.000
12	Matthew Henton	1-2	.500	1-2	.500	0-0	.000
13	Nate Clover III	4-4	1.000	0-0	.000	0-0	.000
14	DeShang Weaver	7-10	.700	0-1	.000	0-0	.000
20	Trey Phipps	12-15	.800	5-6	.833	0-0	.000
22	Francis Lâcis	1-4	.250	0-0	.000	0-0	.000
23	Sir Issac Herron	13-18	.722	0-0	.000	0-0	.000
25	Elijah Lawrence	0-0	.000	0-0	.000	0-0	.000
33	Luka Tekavčič	0-0	.000	0-0	.000	0-0	.000
45	Ismael Plet	0-1	.000	0-0	.000	0-0	.000
Team		110-151	.728	31-45	.688	13-17	.764

STATISTICAL MILESTONE COUNT

TEAM'S LEADING SCORER	SEASON	CAREER	CONSEC.
Max Abmas	8	33	6
Issac McBride	1	1	0
Trey Phipps	1	1	0
DeShang Weaver	0	2	0
Kareem Thompson	0	1	0
Carlos Jürgens	0	1	0
10+ POINTS	SEASON	CAREER	CONSEC.
Max Abmas	8	58	6
DeShang Weaver	7	30	2
Francis Lācis	3	10	0
Elijah Lufile	3	8	0
Issac McBride	3	3	0
Trey Phipps	3	3	0
Carlos Jürgens	2	13	0
Sir Issac Herron	2	2	0
Kareem Thompson	1	12	0
Nate Clover III	1	2	0
20+ POINTS	SEASON	CAREER	CONSEC.
Max Abmas	5	34	0
DeShang Weaver	1	4	0
Issac McBride	1	1	0
Trey Phipps	1	1	0
Kareem Thompson	0	1	0
30+ POINTS	SEASON	CAREER	CONSEC.
Max Abmas	1	8	0
40+ POINTS	SEASON	CAREER	CONSEC.
Max Abmas	0	2	0
LEADING REBOUNDER	SEASON	CAREER	CONSEC.
Francis Lācis	3	6	0
Kareem Thompson	4	5	1
DeShang Weaver	2	3	0
Elijah Lufile	1	6	0
Carlos Jürgens	1	3	0
Max Abmas	0	1	0
Ismael Plet	0	1	0
10+ REBOUNDS	SEASON	CAREER	CONSEC.
Francis Lācis	2	4	0
Elijah Lufile	1	4	0
Carlos Jürgens	1	1	0
Sir Issac Herron	1	1	0
Ismael Plet	0	1	0
Kareem Thompson	1	1	1
DOUBLE-DOUBLES	SEASON	CAREER	CONSEC.
Elijah Lufile	1	3	1
Francis Lācis	1	2	0
Sir Issac Herron	1	1	0
Max Abmas	0	1	0
ASSIST LEADER	SEASON	CAREER	CONSEC.
Max Abmas	5	23	4
Kareem Thompson	3	10	1
Francis Lācis	3	6	1
Jamie Bergens	2	3	0
Carlos Jürgens	2	13	1
Issac McBride	1	1	0
Trey Phipps	2	2	1
DeShang Weaver	0	3	0
GAMES STARTED	SEASON	CAREER	CONSEC.
DeShang Weaver	10	40	10
Kareem Thompson	10	38	20
Carlos Jürgens	10	32	22
Max Abmas	9	68	68
Francis Lācis	9	53	17
Jamie Bergens	1	1	0
Sir Issac Herron	1	1	0
Elijah Lufile	0	9	0
GAMES W/ MADE 3-POINTER	SEASON	CAREER	CONSEC.
Max Abmas	9	64	14
Trey Phipps	9	9	4
DeShang Weaver	7	54	0
Issac McBride	7	7	0
Francis Lācis	6	55	0
Kareem Thompson	7	27	4
Carlos Jürgens	4	36	0
Jamie Bergens	3	4	0
Sir Issac Herron	2	2	0
Matthew Henton	1	1	0
Elijah Lawrence	1	1	0
Jonathan Alexandre	0	2	0
TEAM	10	--	283

GAMES W/ A BLOCK	SEASON	CAREER	CONSEC.
DeShang Weaver	6	38	0
Francis Lācis	5	40	3
Carlos Jürgens	5	19	1
Kareem Thompson	5	16	1
Nate Clover III	2	8	0
Elijah Lufile	2	4	0
Trey Phipps	1	1	0
Luka Tekavčič	1	1	0
Max Abmas	0	10	0
TEAM	10	--	11

STATISTICAL MILESTONES

20+ POINTS

MAX ABMAS

20 at Colorado State (11/9/21)
 23 vs. Rogers State (11/23/21)
 29 vs. Oklahoma State (11/26/21)
 38 vs. Tulsa (11/29/21)
 20 at TCU (12/2/21)

ISSAC MCBRIDE

25 at Central Arkansas (11/20/21)

TREY PHIPPS

22 vs. Haskell (11/18/21)

DESHANG WEAVER

20 vs. Oklahoma State (11/26/21)

30+ POINTS

MAX ABMAS

38 vs. Tulsa (11/29/21)

10+ REBOUNDS

SIR ISSAC HERRON

11 vs. Haskell (11/18/21)

CARLOS JÜRGENS

11 vs. Haskell (11/18/21)

FRANCIS LĀCIS

12 vs. Southwestern Christian (11/12/21)
 10 vs. Tulsa (11/29/21)

ELIJAH LUFILÉ

11 at Houston Baptist (12/4/21)

KAREEM THOMPSON

12 at Missouri State (12/11/21)

5+ ASSISTS

MAX ABMAS

6 vs. Tulsa (11/29/21)
 6 at TCU (12/2/21)

JAMIE BERGENS

5 vs. Haskell (11/18/21)

FRANCIS LĀCIS

5 vs. Oklahoma State (11/26/21)

3+ BLOCKS

FRANCIS LĀCIS

4 at Central Arkansas (11/20/21)

DESHANG WEAVER

4 vs. Oklahoma State (11/26/21)
 3 vs. Tulsa (11/29/21)

5+ STEALS



2021-22 DOUBLE-DOUBLES

SIR ISSAC HERRON

12 points, 10 rebounds
vs. Haskell (11/18/21)

FRANCIS LĂCIS

13 points, 12 rebounds
vs. Southwestern Christian (11/12/21)

ELIJAH LUFILÉ

13 points, 11 rebounds
at Houston Baptist (12/4/21)

THE LAST TIME ...

ORU Scored 100 Points	121 vs. Southwestern Christian (11/12/21)
Opponent Scored 100 Points	109 at Colorado State (11/9/21)
ORU Scored Fewer than 60 Points	54 at North Dakota State (2/5/21)
Opponent Scored Fewer than 60 Points	50 vs. Southwestern Christian (11/12/21)
ORU Scored Fewer than 50 Points	48 at Penn State (11/24/17)
Opponent Scored Fewer than 50 Points	31 vs. Rogers State (11/23/21)
ORU Won by 30 Points	60 (91-31) vs. Rogers State (11/23/21)
Opponent Won by 30 Points	34 (84-50) at Missouri State (11/6/18)
ORU shot 65% from the floor	67% (34-51) at Oakland (1/3/12)
Opponent shot 65% from the floor	66% (29-44) vs. Kansas City (1/24/21)
ORU shot 60% from the floor	62.9% (44-70) vs. Western Illinois (2/27/20)
Opponent shot 60% from the floor	63% (40-64) at South Dakota State (1/2/20)
ORU shot less than 35% from the floor	34.4% (22-64) at Central Arkansas (11/20/21)
Opponent shot less than 35% from the floor	20.8% (11-53) vs. Rogers State (11/23/21)
ORU shot 50% from beyond the arc	50.0% (21-42) vs. Southwestern Christian (11/12/21)
ORU shot 75% from beyond the arc	81.8% (9-11) at SLU (1/3/13)
Opponent shot 50% from beyond the arc	51.6% (16-31) vs. Western Illinois (2/27/21)
ORU shot less than 20% from beyond the arc	13.0% (3-23) at Wichita State (11/23/19)
ORU shot less than 10% from beyond the arc	9.5% (2-21) vs. Montana (11/21/16)
Opponent shot less than 20% from beyond the arc	19.0% (4-21) at Missouri State (12/11/21)
ORU made 10 three-pointers	12 at Houston Baptist (12/4/21)
Opponent made 10 three-pointers	12 vs. Tulsa (11/29/21)
ORU made 15 three-pointers	19 vs. Tulsa (11/29/21)
Opponent made 15 three-pointers	16 vs. Western Illinois (2/27/21)
ORU made 20 three-pointers	21 vs. Southwestern Christian (11/12/21)
Opponent made 20 three-pointers	20 at Fort Wayne (12/31/16)
ORU failed to make a three-point attempt	0-7 at Memphis (12/28/12)
Opponent failed to make a three-point attempt	0-15 vs. Little Rock (12/19/16)
ORU shot less than 50% from the FT line	42.9% (3-7) at Missouri State (12/11/21)
Opponent shot less than 50% from the FT line	42% (5-12) vs. Rogers State (11/19/19)
ORU had 20 Offensive Rebounds	29 vs. Haskell (11/18/21)
Opponent had 20 Offensive Rebounds	24 at Arkansas (12/20/20)
ORU had 20 Assists	21 vs. Southwestern Christian (11/12/21)
ORU had 25 Assists	26 vs. Southwestern Christian (12/12/20)
ORU had 10 Steals	13 vs. Haskell (11/18/21)
ORU committed 20 Turnovers	20 vs. Rogers State (11/19/19)
Opponent committed 20 Turnovers	24 vs. Haskell (11/18/21)
ORU committed 25 Turnovers	27 at Arkansas (12/19/17)
ORU committed fewer than five Turnovers	4 at North Dakota State (2/6/21)
ORU had two 20-point scorers	vs. Oklahoma State (Abmas-29, Weaver-20) (11/26/21)
ORU had three 20-point scorers	vs. Omaha (Owens-28, Martin-26, Bradley-24) (1/21/17)
ORU had five double-figure scorers	at Arkansas (12/20/20)
Opponent had five double-figure scorers	vs. Omaha (2/12/20)
ORU had six double-figure scorers	vs. South Dakota State (3/8/21)
Opponent had six double-figure scorers	vs. Southwestern Christian (11/12/21)
ORU had all 5 starters score in double figures	vs. South Dakota State (3/8/21)
ORU's bench out-scored its starters	(52-39) vs. Rogers State (11/23/21)
ORU had two double-figure rebounders	vs. Haskell (Jürgens-11, Herron-10) (11/18/21)
Opp had two double-figure rebounders	vs. South Dakota (Peterson-12, Kelley-10) (1/17/19)
ORU had two double-doubles	vs. Western Ill. (Nzekwesi-13/13, Burns-15/10 asst) (2/27/20)
ORU had three double-doubles	vs. East Texas Baptist (Owens, Nzekwesi, Harris) (1/23/18)
ORU scored 50 points in first half	54 vs. Western Illinois (2/28/21)
ORU scored 50 points in second half	51 at Houston Baptist (12/4/21)
ORU scored 60 points in a half	61 vs. Southwestern Christian (11/12/21)
Opponent scored less than 20 points in first half	14 vs. Rogers State (11/23/21)
Opponent scored less than 20 points in second half	17 vs. Rogers State (11/23/21)
ORU defeated a ranked opponent	75-72 (#7) vs. Ohio State (OT), NCAA 1st Round (3/19/21)
ORU won a single-overtime game	75-72 vs. Ohio State (3/19/21)
ORU won a double-overtime game	74-66 at Little Rock (12/2/17)
A Golden Eagle had a 20/10 Performance (PTS/REB)	Obanor (28/11) vs. Florida (3/21/21)
A Golden Eagle had a 20/20 Performance (PTS/REB)	Damen Bell-Holter (25/20) vs. NW St. (1/10/13)
A Golden Eagle Scored 30 Points	38 - Max Abmas vs. Tulsa (11/29/21)
An Opponent Scored 30 Points	30 - Jeriah Horne vs. Tulsa (11/29/21)
A Golden Eagle Scored 40 Points	41 - Max Abmas vs. Western Illinois (2/27/21)
A Golden Eagle had 15 Rebounds	17 - Kevin Obanor at North Dakota State (2/6/21)
A Golden Eagle had 20 Rebounds	21 - D'Mauria Jones vs. Bacone (12/15/20)
A Golden Eagle had 10 Assists	10 - Max Abmas vs. South Dakota State (3/8/21)
An Opponent had 10 Assists	10 - Manu Lecomte at Baylor (11/11/16)
A Golden Eagle had five Steals	5 - Carlos Jürgens vs. Ohio State (3/19/21)
A Golden Eagle had five Blocks	7 - Albert Owens vs. Oakland (11/27/17)
An Opponent had five Blocks	8 - Yor Anei, Oklahoma State (11/6/19)
The Golden Eagles won a game at the buzzer	vs. South Dakota State (SL Semis) (3/8/21)
An Opponent won a game at the buzzer	vs. California Baptist (11/13/18)

ABOUT ORU

Founded in 1963 by evangelist Oral Roberts, ORU is a 400-acre campus located in South Tulsa. ORU boasts a total enrollment of over 4,000 students from all 50 states and more than 30 foreign countries. Some famous ORU alums include entertainer Kathy Lee Gifford, Pulitzer-prize nominated author Clifton Taulbert and two-time NCAA track & field national champion and 2008 Olympic silver medalist Andretti Bain, 2012 NCAA outdoor national champion Jack Whitt and 2012 Olympians Prince Mumba (Track) and Dominique Allen (Women's Basketball). "The Simpsons" creator Matt Groening briefly attended ORU, and subsequently, many of the characters on the show are modeled after former ORU students and staff members. In fact, if you look closely over Ned Flanders' fireplace, his college diploma reads "Oral Roberts University".

ABOUT THE SUMMIT LEAGUE

Through 38 years of Division I athletics, The Summit League offers 19 championship sports and has a combined enrollment of around 98,000 at nine institutions, including four located in top 60 U.S. metropolitan populations and two land-grant universities. Member institutions include: the University of Denver, University of Missouri-Kansas City, University of North Dakota, North Dakota State University, University of Nebraska Omaha, Oral Roberts University, University of South Dakota, South Dakota State University and Western Illinois University.

The Summit League was previously known as the Mid-Continent Conference before undergoing a rebrand in 2007. The Summit League has produced 15 NCAA National Champions with over 125 All-Americans and 100 Academic All-Americans including numerous student-athletes competing at the highest professional level.

Each year, approximately 3,000 student-athletes continue to raise the bar and help The Summit League reach exceptional success and development. Within the past seven years alone, The Summit League has produced a national postseason team tournament championship, an NCAA semifinal appearance, and eight NCAA Champions. That level of success also carries into the classroom. The Summit League ranked first for NCAA Graduation Success Rate in women's basketball from 2014-16. A total of 21 Summit League teams achieved perfect NCAA Academic Progress Rate scores in the most recently released figures, while 23 other teams garnered NCAA Public Recognition Awards for top academic progress rates.



2021-22 Oral Roberts Men's Basketball Combined Team Statistics All games

Page 1/1
as of Dec 14, 2021

Game Records

Record	Overall	Home	Away	Neutral
ALL GAMES	5-5	4-1	1-4	0-0
CONFERENCE	0-0	0-0	0-0	0-0
NON-CONFERENCE	5-5	4-1	1-4	0-0

Score by Periods

Team	1st	2nd	OT	TOT
Oral Roberts	358	457	5	820
Opponents	312	353	6	671

Team Box Score

No.	Player				Total		3-Point		F-Throw		Rebounds											
		GP-GS	MIN	AVG	FG-FGA	FG%	3FG-3FGA	3FG%	FT-FTA	FT%	OFF	DEF	TOT	AVG	PF	DQ	A	TO	BLK	STL	PTS	AVG
3	ABMAS, Max	9-9	300:06	33.3	63-148	.426	40-90	.444	25-29	.862	1	24	25	2.8	19	0	27	20	0	10	191	21.2
14	WEAVER, DeShang	10-10	229:59	23.0	45-85	.529	15-40	.375	7-10	.700	16	27	43	4.3	23	0	5	10	13	5	112	11.2
10	MCBRIDE, Issac	9-0	165:14	18.4	30-65	.462	14-30	.467	15-17	.882	0	17	17	1.9	7	0	8	9	0	7	89	9.9
20	PHIPPS, Trey	10-0	229:56	23.0	30-77	.390	20-49	.408	12-15	.800	3	10	13	1.3	16	0	13	11	1	9	92	9.2
2	THOMPSON, Kareem	10-10	253:22	25.3	28-64	.438	10-30	.333	5-6	.833	20	45	65	6.5	11	0	17	13	7	13	71	7.1
11	JÜRGENS, Carlos	10-10	253:04	25.3	23-64	.359	6-34	.176	16-25	.640	7	40	47	4.7	13	0	21	16	6	7	68	6.8
22	LĂCIS, Francis	9-9	243:21	27.0	22-56	.393	13-38	.342	1-4	.250	16	48	64	7.1	19	1	19	19	10	11	58	6.4
23	HERRON, Sir Issac	8-1	63:37	8.0	13-22	.591	4-6	.667	13-18	.722	15	11	26	3.3	7	0	1	3	0	5	43	5.4
1	LUFILÉ, Elijah	8-0	77:13	9.7	16-28	.571	0-0	.000	7-14	.500	24	19	43	5.4	5	0	1	4	2	0	39	4.9
12	HENTON, Matthew	1-0	03:45	3.8	1-2	.500	1-1	1.000	1-2	.500	0	1	1	1.0	0	0	0	0	0	0	4	4.0
4	BERGENS, Jamie	6-1	69:21	11.6	6-17	.353	4-7	.571	4-6	.667	3	3	6	1.0	6	0	11	4	0	4	20	3.3
13	CLOVER III, Nate	8-0	58:25	7.3	8-15	.533	0-0	.000	4-4	1.000	7	14	21	2.6	3	0	0	6	4	1	20	2.5
25	LAWRENCE, Elijah	4-0	25:34	6.4	2-8	.250	1-4	.250	0-0	.000	0	3	3	0.8	0	0	4	1	0	3	5	1.3
45	PLET, Ismael	7-0	36:43	5.2	3-9	.333	0-0	.000	0-1	.000	5	9	14	2.0	5	0	0	1	0	3	6	0.9
33	TEKAVCIC, Luka	3-0	15:20	5.1	1-3	.333	0-1	.000	0-0	.000	0	5	5	1.7	1	0	2	2	1	0	2	0.7
Team											15	9	24					3				
Total		10	2025		291-663	.439	128-330	.388	110-151	.728	132	285	417	41.7	135	1	129	122	44	78	820	82.0
Opponents		10	2025		259-623	.416	63-218	.289	90-125	.720	101	261	362	36.2	160	1	101	146	40	72	671	67.1

Team Statistics

	ORU	OPP
Scoring	820	671
Points per game	82.0	67.1
Scoring margin	+14.9	-
Field goals-att	291-663	259-623
Field goal pct	.439	.416
3 point fg-att	128-330	63-218
3-point FG pct	.388	.289
3-pt FG made per game	12.8	6.3
Free throws-att	110-151	90-125
Free throw pct	.728	.720
F-Throws made per game	11.0	9.0
Rebounds	417	362
Rebounds per game	41.7	36.2
Rebounding margin	+5.5	-
Assists	129	101
Assists per game	12.9	10.1
Turnovers	122	146
Turnovers per game	12.2	14.6
Turnover margin	+2.4	-
Assist/turnover ratio	1.1	0.7
Steals	78	72
Steals per game	7.8	7.2
Blocks	44	40
Blocks per game	4.4	4.0
Winning streak	0	-
Home win streak	1	-
Attendance	21133	17997
Home games-Avg/Game	5-4227	5-3599
Neutral site-Avg/Game	-	0-0

Team Results

Date	Opponent		Score	Att.
11/09/2021	at Colorado St.	L	80-109	7287
11/12/2021	Southwestern Christ.	W	121-50	3714
11/18/2021	Haskell	W	89-46	3112
11/20/2021	at Central Ark.	L	67-70	685
11/23/2021	Rogers St.	W	91-31	2974
11/26/2021	Oklahoma St.	Lot	77-78	6094
11/29/2021	Tulsa	W	87-80	5239
12/02/2021	at TCU	L	63-71	5023
12/04/2021	at Houston Baptist	W	85-67	1000
12/11/2021	at Missouri St.	L	60-69	4002





2021-22 Oral Roberts Men's Basketball
Points-rebounds-assists
All games

Page 1/1
as of Dec 14, 2021

Opponent	Date	Score		1 LUFIL,ELI	2 THOMPSON,K	3 ABMAS,MAX	4 BERGENS,JA	10 MCBRIDE,IS	11 JÜRGENS,CA	12 HENTON,MAT	13 CLOVER III	14 WEAVER,DES	20 PHIPPS,TRE	22 LÄCIS,FRAN
at Colorado St.	11/09/2021	80-109	L	0-1-0	3-8-3	20-2-2	0-0-1	12-3-1	15-4-3	DNP	2-3-0	11-4-0	8-0-1	4-5-1
Southwestern Christ.	11/12/2021	121-50	W	10-4-0	9-7-3	16-1-3	8-2-3	8-1-3	14-1-2	DNP	2-4-0	13-5-1	8-1-1	13-12-1
Haskell	11/18/2021	89-46	W	3-8-0	8-4-1	DNP	8-2-5	DNP	4-11-4	4-1-0	11-8-0	13-1-1	22-4-1	DNP
at Central Ark.	11/20/2021	67-70	L	DNP	12-9-1	8-5-1	DNP	25-2-0	6-2-1	DNP	2-3-0	4-4-2	10-1-1	0-8-3
Rogers St.	11/23/2021	91-31	W	10-7-1	4-8-0	23-2-2	3-2-2	17-3-0	7-4-2	DNP	3-2-0	2-2-0	9-1-4	3-4-1
Oklahoma St.	11/26/2021	77-78	Lot	1-3-0	2-5-1	29-4-2	DNP	4-1-2	5-6-2	DNP	DNP	20-7-0	3-1-3	13-7-5
Tulsa	11/29/2021	87-80	W	DNP	8-4-3	38-3-6	0-0-0	6-3-0	9-5-3	DNP	0-0-0	13-6-1	7-1-1	6-10-2
at TCU	12/02/2021	63-71	L	0-4-0	9-4-4	20-5-6	DNP	5-0-0	0-5-1	DNP	0-0-0	9-7-0	6-2-0	14-5-4
at Houston Baptist	12/04/2021	85-67	W	13-11-0	9-4-0	18-0-4	1-0-0	8-3-2	2-5-2	DNP	0-1-0	12-1-0	14-1-0	3-6-1
at Missouri St.	12/11/2021	60-69	L	2-5-0	7-12-1	19-3-1	DNP	4-1-0	6-4-1	DNP	DNP	15-6-0	5-1-1	2-7-1

Opponent	Date	Score		23 HERRON,SIR	25 LAWRENCE,E	33 TEKAVCIC,L	45 PLET,ISMAE
at Colorado St.	11/09/2021	80-109	L	5-3-0	DNP	DNP	0-0-0
Southwestern Christ.	11/12/2021	121-50	W	13-2-1	3-0-2	2-2-1	2-3-0
Haskell	11/18/2021	89-46	W	12-10-0	0-2-1	0-1-1	4-7-0
at Central Ark.	11/20/2021	67-70	L	DNP	DNP	DNP	0-0-0
Rogers St.	11/23/2021	91-31	W	8-7-0	2-1-1	0-2-0	0-3-0
Oklahoma St.	11/26/2021	77-78	Lot	0-0-0	DNP	DNP	DNP
Tulsa	11/29/2021	87-80	W	DNP	DNP	DNP	DNP
at TCU	12/02/2021	63-71	L	0-0-0	DNP	DNP	DNP
at Houston Baptist	12/04/2021	85-67	W	5-4-0	0-0-0	DNP	0-1-0
at Missouri St.	12/11/2021	60-69	L	0-0-0	DNP	DNP	0-0-0





2021-22 Oral Roberts Men's Basketball Opponents Game-by-Game All games

Page 1/1
as of Dec 14, 2021

				Total		3-Pointers		Free throws		Rebounds											
Opponent	Date	Score		FG-FGA	PCT	3FG-3FGA	PCT	FT-FTA	PCT	OFF	DEF	TOT	AVG	PF	A	TO	BLK	STL	PTS	AVG	
at Colorado St.	11/09/2021	80-109	L	43-73	.589	11-24	.458	12-14	.857	8	37	45	45.0	12	20	5	9	4	109	109.0	
Southwestern Christ.	11/12/2021	121-50	W	20-55	.364	6-18	.333	4-7	.571	6	20	26	35.5	13	7	25	2	5	50	79.5	
Haskell	11/18/2021	89-46	W	15-54	.278	7-32	.219	9-10	.900	7	19	26	32.3	24	6	24	1	12	46	68.3	
at Central Ark.	11/20/2021	67-70	L	27-63	.429	7-24	.292	9-11	.818	10	34	44	35.3	16	13	16	3	5	70	68.8	
Rogers St.	11/23/2021	91-31	W	11-53	.208	2-18	.111	7-12	.583	9	18	27	33.6	15	1	19	1	8	31	61.2	
Oklahoma St.	11/26/2021	77-78	Lot	33-78	.423	2-16	.125	10-14	.714	17	34	51	36.5	17	9	10	8	7	78	64.0	
Tulsa	11/29/2021	87-80	W	31-65	.477	12-24	.500	6-9	.667	10	22	32	35.9	14	13	10	0	8	80	66.3	
at TCU	12/02/2021	63-71	L	30-68	.441	6-20	.300	5-9	.556	17	26	43	36.8	12	13	10	8	8	71	66.9	
at Houston Baptist	12/04/2021	85-67	W	26-56	.464	6-21	.286	9-15	.600	9	21	30	36.0	24	11	16	4	4	67	66.9	
at Missouri St.	12/11/2021	60-69	L	23-58	.397	4-21	.190	19-24	.792	8	30	38	36.2	13	8	11	4	11	69	67.1	
Total		671		259-623	.416	63-218	.289	90-125	.720	101	261	362	36.2	160	101	146	40	72	671	67.1	
Oral Roberts		820		291-663	.439	128-330	.388	110-151	.728	132	285	417	41.7	135	129	122	44	78	820	82.0	

Opponents Averages

Games Played	Points/game	FG Pct	3FG Pct	FT Pct	Rebounds/game	Assists/game	Turnovers/game	Assist/Turnover ratio	Steals/game	Blocks/game
10	67.1	41.6	28.9	72.0	36.2	10.1	14.6	0.7	7.2	4.0





2021-22 Oral Roberts Men's Basketball Season/Career Statistics All games

Page 1/1
as of Dec 14, 2021

Summary

Player	Season Statistics										Career Statistics									
	GP-GS	MIN/G	FG%	3FG%	FT%	R/G	A/G	STL	BLK	PTS/G	GP-GS	MIN/G	FG%	3FG%	FT%	R/G	A/G	STL	BLK	PTS/G
ABMAS, Max	9-9	33.3	.426	.444	.862	2.8	3.0	10	0	21.2	68-68	33.1	.444	.405	.870	2.7	2.6	83	12	19.5
BERGENS, Jamie	6-1	11.6	.353	.571	.667	1.0	1.8	4	0	3.3	15-1	9.1	.313	.333	.800	0.7	1.2	5	0	2.2
CLOVER III, Nate	8-0	7.3	.533	.000	1.000	2.6	0.0	1	4	2.5	23-0	6.8	.500	.000	.800	2.1	0.0	3	15	1.9
HENTON, Matthew	1-0	3.8	.500	1.000	.500	1.0	0.0	0	0	4.0	1-0	3.8	.500	1.000	.500	1.0	0.0	0	0	4.0
HERRON, Sir Issac	8-1	8.0	.591	.667	.722	3.3	0.1	5	0	5.4	8-1	8.0	.591	.667	.722	3.3	0.1	5	0	5.4
JÜRGENS, Carlos	10-10	25.3	.359	.176	.640	4.7	2.1	7	6	6.8	69-32	23.7	.371	.294	.653	2.7	1.9	60	28	5.5
LĂCIS, Francis	9-9	27.0	.393	.342	.250	7.1	2.1	11	10	6.4	93-54	18.6	.398	.336	.490	3.4	1.0	47	56	4.3
LAWRENCE, Elijah	4-0	6.4	.250	.250	.000	0.8	1.0	3	0	1.3	4-0	6.4	.250	.250	.000	0.8	1.0	3	0	1.3
LUFILÉ, Elijah	8-0	9.7	.571	.000	.500	5.4	0.1	0	2	4.9	34-9	13.8	.541	.000	.563	5.4	0.2	13	4	5.4
MCBRIDE, Issac	9-0	18.4	.462	.467	.882	1.9	0.9	7	0	9.9	9-0	18.4	.462	.467	.882	1.9	0.9	7	0	9.9
PHIPPS, Trey	10-0	23.0	.390	.408	.800	1.3	1.3	9	1	9.2	10-0	23.0	.390	.408	.800	1.3	1.3	9	1	9.2
PLET, Ismael	7-0	5.2	.333	.000	.000	2.0	0.0	3	0	0.9	19-0	4.8	.400	.000	.444	1.7	0.0	7	0	1.1
TEKAVCIC, Luka	3-0	5.1	.333	.000	.000	1.7	0.7	0	1	0.7	3-0	5.1	.333	.000	.000	1.7	0.7	0	1	0.7
THOMPSON, Kareem	10-10	25.3	.438	.333	.833	6.5	1.7	13	7	7.1	39-38	28.2	.429	.376	.717	4.4	1.9	44	22	8.3
WEAVER, DeShang	10-10	23.0	.529	.375	.700	4.3	0.5	5	13	11.2	71-40	21.9	.449	.396	.767	2.8	0.6	28	59	8.4

Scoring

Player	Season Statistics								Career Statistics							
	FG-FGA	FG%	3FG-3FGA	3FG%	FT-FTA	FT%	PTS	PTS/G	FG-FGA	FG%	3FG-3FGA	3FG%	FT-FTA	FT%	PTS	PTS/G
ABMAS, Max	63-148	.426	40-90	.444	25-29	.862	191	21.2	445-1002	.444	227-561	.405	208-239	.870	1325	19.5
BERGENS, Jamie	6-17	.353	4-7	.571	4-6	.667	20	3.3	10-32	.313	5-15	.333	8-10	.800	33	2.2
CLOVER III, Nate	8-15	.533	0-0	.000	4-4	1.000	20	2.5	18-36	.500	0-0	.000	8-10	.800	44	1.9
HENTON, Matthew	1-2	.500	1-1	1.000	1-2	.500	4	4.0	1-2	.500	1-1	1.000	1-2	.500	4	4.0
HERRON, Sir Issac	13-22	.591	4-6	.667	13-18	.722	43	5.4	13-22	.591	4-6	.667	13-18	.722	43	5.4
JÜRGENS, Carlos	23-64	.359	6-34	.176	16-25	.640	68	6.8	129-348	.371	58-197	.294	62-95	.653	378	5.5
LĂCIS, Francis	22-56	.393	13-38	.342	1-4	.250	58	6.4	143-359	.398	86-256	.336	24-49	.490	396	4.3
LAWRENCE, Elijah	2-8	.250	1-4	.250	0-0	.000	5	1.3	2-8	.250	1-4	.250	0-0	.000	5	1.3
LUFILÉ, Elijah	16-28	.571	0-0	.000	7-14	.500	39	4.9	72-133	.541	0-0	.000	40-71	.563	184	5.4
MCBRIDE, Issac	30-65	.462	14-30	.467	15-17	.882	89	9.9	30-65	.462	14-30	.467	15-17	.882	89	9.9
PHIPPS, Trey	30-77	.390	20-49	.408	12-15	.800	92	9.2	30-77	.390	20-49	.408	12-15	.800	92	9.2
PLET, Ismael	3-9	.333	0-0	.000	0-1	.000	6	0.9	8-20	.400	0-0	.000	4-9	.444	20	1.1
TEKAVCIC, Luka	1-3	.333	0-1	.000	0-0	.000	2	0.7	1-3	.333	0-1	.000	0-0	.000	2	0.7
THOMPSON, Kareem	28-64	.438	10-30	.333	5-6	.833	71	7.1	121-282	.429	47-125	.376	33-46	.717	322	8.3
WEAVER, DeShang	45-85	.529	15-40	.375	7-10	.700	112	11.2	219-488	.449	126-318	.396	33-43	.767	597	8.4

Totals

Player	Season Statistics									Career Statistics								
	O-REB	D-REB	TOTAL	PF	FO	A	TO	A/TO		O-REB	D-REB	TOTAL	PF	FO	A	TO	A/TO	
ABMAS, Max	1	24	25	19	0	27	20	1.4		25	157	182	130	2	176	116	1.5	
BERGENS, Jamie	3	3	6	6	0	11	4	2.8		3	7	10	16	0	18	11	1.6	
CLOVER III, Nate	7	14	21	3	0	0	6	0.0		15	34	49	22	0	1	17	0.1	
HENTON, Matthew	0	1	1	0	0	0	0	0.0		0	1	1	0	0	0	0	0.0	
HERRON, Sir Issac	15	11	26	7	0	1	3	0.3		15	11	26	7	0	1	3	0.3	
JÜRGENS, Carlos	7	40	47	13	0	21	16	1.3		22	164	186	114	1	132	96	1.4	
LĂCIS, Francis	16	48	64	19	1	19	19	1.0		85	231	316	197	5	92	87	1.1	
LAWRENCE, Elijah	0	3	3	0	0	4	1	4.0		0	3	3	0	0	4	1	4.0	
LUFILÉ, Elijah	24	19	43	5	0	1	4	0.3		98	84	182	57	1	6	27	0.2	
MCBRIDE, Issac	0	17	17	7	0	8	9	0.9		0	17	17	7	0	8	9	0.9	
PHIPPS, Trey	3	10	13	16	0	13	11	1.2		3	10	13	16	0	13	11	1.2	
PLET, Ismael	5	9	14	5	0	0	1	0.0		8	24	32	16	0	0	5	0.0	
TEKAVCIC, Luka	0	5	5	1	0	2	2	1.0		0	5	5	1	0	2	2	1.0	
THOMPSON, Kareem	20	45	65	11	0	17	13	1.3		52	120	172	55	0	73	56	1.3	
WEAVER, DeShang	16	27	43	23	0	5	10	0.5		49	153	202	150	3	44	57	0.8	

ORU SINGLE GAME TOP 10

POINTS

RK	PTS.	NAME	OPP.	DATE
1.	68*	Greg Sutton	Oklahoma City (A)	12/5/90
2.	66	Anthony Roberts	North Carolina A&T (H)	2/19/77
3.	65	Anthony Roberts	Oregon (NIT) (H)	3/9/77
4.	60*	Richard Fuqua	University of the South (H)	1/15/71
5.	57*	Richard Fuqua	St. Benedict (A)	12/26/70
6.	54*	Greg Sutton	Arkansas Tech (A)	11/27/89
7.	52	Ray Thompson	Prairie View A&M (A)	1/16/92
8.	51*	Richard Fuqua	Jackson St. (H)	1/28/71
51		Richard Fuqua	Union (TN) (H)	2/24/72
51		Richard Fuqua	Moorhead (MN) St. (H)	1/15/72

REBOUNDS

RK	REB	NAME	OPP.	DATE
1.	34	David Vaughn	Brandeis (H)	1/8/73
2.	30	Eddie Woods	Lamar (A)	1/25/72
3.	28	Eddie Woods	Lamar (H)	1/21/74
4.	24	Eddie Woods	UT-Pan American (H)	1/26/74
24		Eddie Woods	St. Francis (Pa.) (H)	1/5/72
6.	22	Caleb Green	Southern Utah (H)	2/28/04
7.	21	Mark Acres	Tulsa (H)	1/12/84
21		Antonio Martin	West Texas St. (A)	12/5/77
21		Eddie Woods	St. Johns (A)	3/21/72
21		Eddie Woods	Boston (A)	2/26/72
21		Eddie Woods	Connecticut (H)	12/29/71
21		Rocky Walls	Southern Utah (N)	3/1/98
21		D'Mauria Jones	Bacone (H)	12/15/20

ASSISTS

RK	ASST	NAME	OPP.	DATE
1.	16	Jonathan Bluiitt	Oakland (H)	1/20/05
2.	15	Haywoode Workman	St. Louis (H)	2/7/87
15		Arnold Dugger	Florida St. (H)	3/1/77
4.	14	Arnold Dugger	North Texas (H)	2/12/77
14		Willie Irons	BYU (H)	1/21/86
6.	13	Richard Fuqua	UT-Pan American (H)	2/27/73
13		Ron Jones	Illinois St. (H)	1/15/77
13		Robert Griffin	Stetson (H)	2/17/79
13		Jonathan Bluiitt	UMKC (A)	1/3/04
10.	12	Six tied		

FIELD GOALS MADE

RK	FGM	NAME	OPP.	DATE
1.	25	Richard Fuqua	Moorhead St. (H)	1/15/72
25		Richard Fuqua	Trinity (H)	2/17/72
25		Anthony Roberts	North Carolina A&T (H)	2/19/77
25		Anthony Roberts	Oregon (H) *NIT*	3/9/77
5.	24	Anthony Roberts	Florida St. (A)	3/1/77
24*		Richard Fuqua	St. Benedicts (H)	12/26/70
7.	21	Anthony Roberts	Illinois St. (A)	1/6/75
21		Anthony Roberts	North Carolina (N)	12/27/76
9.	20	Anthony Roberts	Bowling Green (N)	12/29/76
10.	18	Anthony Roberts	Illinois St. (H)	1/31/76
18		Anthony Roberts	North Texas St. (H)	2/12/77
18		Lamont Reid	Austin Peay (N)	12/30/77

FIELD GOALS ATTEMPTED

RK	FGA	NAME	OPP.	DATE
1.	49	Richard Fuqua	Illinois St. (H)	2/14/73
2.	47	Richard Fuqua	Trinity (H)	2/17/72
47		Richard Fuqua	Union (Tenn.) (H)	2/24/72
4.	46	Richard Fuqua	UT-Pan American (A)	3/6/72
5.	44	Richard Fuqua	St. Benedicts (H)	12/26/70
44		Richard Fuqua	UW-Milwaukee (H)	3/2/72
7.	39	Anthony Roberts	Florida St. (A)	2/19/77
8.	38	Anthony Roberts	Illinois St. (A)	1/6/75
38		Anthony Roberts	North Carolina (N)	12/27/76
37		Anthony Roberts	Oregon (H)	3/9/77

FIELD GOAL PERCENTAGE (MIN. 10 ATTEMPTS)

RK	FG%	NAME	FGM-FGA	OPP.	DATE
1.	1.000	Charles Dorsey	11-11	Butler (A)	2/20/84
2.	.923	Jeff Acres	12-13	Okla. Baptist (H)	11/24/84
.923		Blake Moses	12-13	S.F. Austin (H)	11/30/96
4.	.917	Warren Niles	11-12	St. Gregory's (H)	11/14/12
5.	.909	Woody Jones	10-11	UC-Irvine (A)	12/23/85
.909		Clifford Crenshaw	10-11	Rice (A)	2/22/95
7.	.900	Tye Fields	9-10	TCU (A)	1/6/94
.900		Derrick Taylor	9-10	UMKC (A)	1/7/99
.900		Reggie Borges	9-10	UT-Arlington (H)	12/17/01
.900		Damen Bell-Holter	9-10	Akron (A)	1/3/11
.900		Michael Craion	9-10	Fort Wayne (A)	2/15/12

3-PT FIELD GOALS MADE

RK	3FG	NAME	OPP.	DATE
1.	11	Greg Sutton	Oklahoma City (H)	12/5/90
2.	10	Chris Riouse	Oakland (A)	2/9/06
3.	9	Eric Perry	Chicago St. (H)	2/3/00
9		Markius Barnes	UMKC (H)	2/2/02
9		Ken Tutt	Chattanooga (A)	12/16/06
9		Moses Ehambe	Western Illinois (A)	2/14/08
7.	8	Luke Spencer-Gardner	Southern Utah (H)	1/24/02
8		Moses Ehambe	Centenary (N)	3/8/08
9.	7	20 tied		

3-PT FG ATTEMPTS

RK	3FGA	NAME	OPP.	DATE
1.	17	Robert Jarvis	North Carolina (A)	12/13/08
17		Chris Riouse	Oakland (A)	2/9/06
3.	15	Robert Jarvis	Texas A&M-CC (H)	11/14/07
15		Ken Tutt	Chicago St. (A)	1/17/04
5.	14	Kris Martin	Missouri St. (A)	12/14/16
14		Warren Niles	Central Arkansas (A)	3/9/13
14		Ken Tutt	Southern Utah (A)	1/5/04
14		Ken Tutt	Chattanooga (A)	12/16/06
9.	13	10 tied		

3-PT FG PERCENTAGE (MIN. 5 ATT.)

RK	3FG%	NAME	3FGM-3FGA	OPP.	DATE
1.	1.00	Bobby Word	5-5	Incarnate Word (A)	1/18/14
1.00		Mikey Mangum	6-6	South Dakota (H)	1/26/12
1.00		Luke Spencer-Gardner	6-6	Utah Valley St. (A)	12/11/04
4.	.900	Eric Perry	9-10	Chicago St. (H)	2/3/00
5.	.889	Aaron Young	8-9	Denver (A)	1/6/16
6.	.875	Warren Niles	7-8	St. Gregory's (H)	11/14/12
.875		Marchello Vealy	7-8	Kansas (A)	11/15/06
8.	.857	Jerome Abbage	6-7	Louisville (A)	1/2/93
.857		Moses Ehambe	6-7	IUPUI (A)	2/24/07
.857		Dominique Morrison	6-7	Western Illinois (A)	12/2/11

FREE THROWS MADE

RK	FTM	NAME	OPP.	DATE
1.	17	Caleb Green	Chicago State (H)	2/4/06
17		Caleb Green	Valparaiso (A)	1/9/06
17		Anthony Roberts	Oregon State (H)	12/30/76
4.	16	Anthony Roberts	North Carolina A&T (H)	2/19/77
16		Caleb Green	Akron (H)	12/2/06
16		Caleb Green	Centenary (A)	1/20/07
16		Kevin Obanor	South Dakota (H)	1/17/19
7.	15	Eldon Lawyer	Oglethorpe (H)	2/5/72
15		Mark Acres	Evansville (A)	3/9/83
15		Haywoode Workman	Oklahoma (A)	12/10/88
10.	14	Six tied		

FREE THROWS ATTEMPTED

RK	FTA	NAME	OPP.	DATE
1.	22	Caleb Green	Seton Hall (N)	12/28/06
2.	21	Caleb Green	Valparaiso (A)	1/9/06
3.	20	Anthony Roberts	Oregon State (H)	12/30/76
4.	19	Caleb Green	Chicago State (H)	2/4/06
19		Caleb Green	Louisiana-Lafayette (H)	11/21/06
19		Caleb Green	Akron (H)	12/2/06
19		Steven Roundtree	Indiana State (H)	11/20/10
19		Korey Billbury	Tulsa (A)	11/15/14
19		Obi Emegano	Omaha (A)	2/19/15
10.	18	Six tied		

FREE THROW PERCENTAGE (MIN. 10 ATT.)

RK	FT%	NAME	FTM-FTA	DATE	PCT.
1.	1.000	Eldon Lawyer	15-15	Oglethorpe (H)	2/15/72
1.000		Obi Emegano	14-14	Denver (H)	2/19/16
1.000		Max Abmas	12-12	Florida (N)	3/21/21
1.000		Obi Emegano	12-12	Western Illinois (H)	2/13/16
1.000		Ken Tutt	11-11	Southern Utah (A)	1/11/07
1.000		Dominique Morrison	11-11	South Dakota St. (H)	1/7/11
1.000		Anthony Roberts	10-10	Santa Clara (H)	12/20/75
1.000		Charles Dorsey	10-10	Evansville (A)	2/4/85
1.000		Brian Miles	10-10	Southwest Texas (H)	1/17/87
1.000		Reggie Borges	10-10	Oklahoma Wesleyan (H)	11/23/02
1.000		Dominique Morrison	10-10	UMKC (H)	1/15/11
1.000		Shawn Glover	10-10	Southeastern La. (H)	2/8/14

BLOCKED SHOTS

RK	BLK	NAME	OPP.	DATE
1.	9	Kendrick Moore	Stephen F. Austin (A)	12/14/02
9		Kendrick Moore	IUPUI (N)	3/4/02
9		Antonio Martin	Oklahoma City (H)	1/28/78
9		Alvin Scott	West Texas State (H)	1/24/77
5.	8	Shawn Glover	New Orleans (H)	2/6/14
8		Kendrick Moore	Wichita State (H)	11/30/02
6.	7	David Vaughn	Trinity (H)	2/17/73
7		Shawn King	Fort Wayne (A)	1/10/08
7		Albert Owens	Oakland (H)	11/27/17
8.	6	11 tied		

STEALS

RK	STL	NAME	OPP.	DATE
1.	9	Haywoode Workman	Oklahoma (H)	12/29/88
9		Haywoode Workman	South Carolina (H)	1/28/89
9		R.J. Fuqua	Avila (H)	11/10/17
3.	8	Obi Emegano	Haskell (H)	12/28/14
4.	7	Willie Irons	Coppin State (H)	12/11/86
7		Akin Akin-Otiko	Texas (H)	12/13/86
7		Tim Gill	John Brown (H)	1/23/96
7		Larry Owens	Tulsa (H)	12/3/05
8.	6	Arnold Dugger	Bowling Green (H)	12/28/74
6		Michael Craion	West Virginia (A)	11/11/11
6		Gary "Cat" Johnson	Portland State (H)	1/23/80

* Part of career spent at NAIA level

** Part of career prior to ORU's move to NCAA Major College Division



ORU SEASON TOP 10

POINTS

RK	NAME	YEARS	PTS.
1.	Richard Fuqua	1971-72	1,006
2.	Anthony Roberts	1976-77	951
3.	Shawn Glover	2013-14	703
4.	Caleb Green	2006-07	698
5.	Sam McCants	1973-74	697
6.	Ray Thompson	1991-92	688
7.	Caleb Green	2005-06	686
	Max Abmas	2020-21	686
9.	Dominique Morrison	2011-12	674
10.	Obi Emegano	2015-16	669

REBOUNDS

RK	NAME	YEARS	REB.
1.	Eddie Woods	1971-72	407
2.	David Vaughn	1972-73	385
3.	Antonio Martin	1979-80	334
4.	Damen Bell-Holter	2012-13	328
5.	Eddie Woods	1973-74	327
6.	Rocky Walls	1997-98	325
7.	Mark Acres	1983-84	324
8.	Caleb Green	2006-07	315
9.	Caleb Green	2004-05	306
10.	Harold Johnson	1974-75	301

ASSISTS

RK	NAME	YEARS	ASST.
1.	Sam McCants	1973-74	208
2.	Arnold Dugger	1976-77	194
3.	Haywoode Workman	1986-87	188
4.	Jonathan Bluiitt	2004-05	178
5.	Arnold Dugger	1974-75	166
6.	Jonathan Bluiitt	2003-04	165
7.	Luke Spencer-Gardner	2002-03	164
8.	Gary Johnson	1981-82	160
9.	Gary Johnson	1980-81	158
10.	Luke Spencer-Gardner	2000-05	156

FIELD GOALS MADE

RK	NAME	YEARS	FG
1.	Richard Fuqua	1971-72	423
2.	Greg Sutton*	1989-90	417
3.	Anthony Roberts	1976-77	402
4.	Greg Sutton*	1990-91	393
5.	Richard Fuqua**	1970-71	353
6.	Sam McCants	1973-74	304
7.	Ray Thompson	1991-92	284
8.	Anthony Roberts	1975-76	277
9.	Anthony Jones*	1990-91	276
10.	Shawn Glover	2013-14	273

FIELD GOALS ATTEMPTED

RK	NAME	YEARS	FGA
1.	Greg Sutton*	1989-90	976
2.	Richard Fuqua	1971-72	941
3.	Greg Sutton*	1990-91	858
4.	Anthony Roberts	1976-77	739
5.	Sam McCants	1973-74	725
6.	Richard Fuqua	1972-73	713
7.	Richard Fuqua	1970-71	701
8.	Clarence Thompson*	1989-90	602
9.	Anthony Roberts	1975-76	573
10.	Anthony Roberts	1974-75	566

FIELD GOAL PERCENTAGE (MIN. 150 ATT.)

RK	NAME	YEARS	ATT.	PCT.
1.	Rufus Freeman*	1989-90	133-194	.686
2.	Brian Miles	1985-86	103-157	.656
3.	Shawn King	2006-07	105-163	.644
4.	Marcus Lewis	2007-09	165-278	.594
5.	Caleb Green	2003-04	177-300	.590
6.	Mark Acres	1981-82	109-186	.586
7.	Michael Craion	2011-12	144-247	.583
	Kevin Obanor	2018-19	133-228	.583
9.	Mark Acres	1984-85	221-380	.582
	Leon Irving	1998-99	114-196	.582

3-PT FIELD GOALS MADE

RK	NAME	YEAR	3PTM
1.	Greg Sutton*	1990-91	185
2.	Greg Sutton*	1989-90	170
3.	Clarence Thompson*	1989-90	137
4.	Ken Tutt	2003-04	101
5.	Max Abmas	2020-21	100
6.	Warren Niles	2012-13	96
7.	Tim Gill	1997-98	95
8.	Max Abmas	2019-20	87
	Tim Gill	1995-96	87
10.	Moses Ehambe	2007-08	86

3-PT FG ATTEMPTS

RK	NAME	YEAR	3PTA
1.	Greg Sutton*	1990-91	463
2.	Greg Sutton*	1989-90	443
3.	Clarence Thompson*	1989-90	367
4.	Greg Sutton	1988-89	251
	Robert Jarvis	2008-09	251
6.	Warren Niles	2012-13	243
7.	Max Abmas	2019-20	238
8.	Max Abmas	2020-21	233
	Ken Tutt	2003-04	225
9.	Nathan Binam	1999-00	223

3-PT FG PERCENTAGE (MIN. 50 ATT.)

RK	NAME	YEAR	3M-3A	3PCT
1.	Tim Gill	1997-98	95-196	.485
2.	Shawn Glover	2013-14	25-52	.481
3.	Luke Spencer-Gardner	2004-05	39-84	.464
4.	Chris Riouse	2005-06	57-123	.463
	Kevin Obanor	2020-21	56-121	.463
6.	Aaron Young	2015-16	32-70	.457
7.	Tim Gill	1995-96	87-193	.451
8.	Ken Tutt	2003-04	101-225	.449
9.	Aaron Young	2014-15	29-65	.446
10.	Josh Atkinson	2002-03	68-153	.444

FREE THROWS MADE

RK	NAME	YEARS	FT
1.	Caleb Green	2006-07	278
2.	Greg Sutton*	1989-90	252
3.	Caleb Green	2005-06	235
4.	Greg Sutton*	1990-91	229
5.	Caleb Green	2004-05	213
6.	Obi Emegano	2014-15	205
7.	Obi Emegano	2015-16	198
8.	Dominique Morrison	2011-12	189
9.	Richard Fuqua	1971-72	160
10.	Damen Bell-Holter	2012-13	159

FREE THROWS ATTEMPTED

RK	NAME	YEARS	FTA
1.	Caleb Green	2006-07	366
2.	Greg Sutton*	1989-90	328
3.	Caleb Green	2005-06	308
4.	Caleb Green	2004-05	283
5.	Greg Sutton*	1990-91	280
6.	Obi Emegano	2014-15	260
7.	Obi Emegano	2015-16	232
8.	Dominique Morrison	2011-12	229
9.	Damen Bell-Holter	2012-13	211
10.	Richard Fuqua	1971-72	210

FREE THROW PERCENTAGE (MIN. 75 ATT.)

RK	NAME	YEARS	ATT.	PCT.
1.	Bobby Hodge**	1967-68	93-102	.912
2.	Steve Bontrager	1980-81	73-81	.901
3.	Max Abmas	2020-21	138-155	.890
4.	Kevin Obanor	2020-21	112-128	.875
5.	Sam Potter	1983-84	82-94	.872
6.	Ken Tutt	2004-05	87-100	.870
7.	Tim Gill	1996-97	85-99	.859
8.	Bill Hull**	1968-69	78-91	.857
9.	Tim Gill	1995-96	64-75	.853
	Obi Emegano	2015-16	198-232	.853

BLOCKED SHOTS

RK	NAME	YEARS	BLK
1.	Kendrick Moore	2001-02	103
2.	Kendrick Moore	2002-03	94
3.	Alvin Scott	1976-77	81
4.	Shawn King	2006-07	81
5.	Shawn King	2007-08	68
6.	Rocky Walls	1997-98	58
7.	Mark Acres	1982-83	54
	Marvin Washington	1987-88	54
9.	Shawn Glover	2013-14	53
10.	Ray Thompson	1991-92	50
	Damen Bell-Holter	2010-11	50

STEALS

RK	NAME	YEARS	STL
1.	Haywoode Workman	1987-88	103
2.	Haywoode Workman	1988-89	93
3.	Greg Sutton*	1989-90	88
4.	Greg Sutton*	1990-91	81
5.	Earl McClellan	1996-97	77
6.	Akin Akin-Otiko	1986-87	72
7.	Sebastian Neal	1991-92	68
8.	Gary "Cat" Johnson	1981-82	63
9.	Earl McClellan	1995-96	62
10.	Larry Owens	2004-05	58

* Part of career spent at NAIA level

** Part of career prior to ORU's move to NCAA Major College Division



ORU CAREER TOP 10

POINTS

RK	NAME	YEARS	POINTS
1.	Greg Sutton	1988-91**	3,070
2.	Richard Fuqua	1969-73*	3,004
3.	Caleb Green	2003-07	2,503
4.	Anthony Roberts	1973-77	2,341
5.	Dominique Morrison	2008-12	2,080
6.	Mark Acres	1981-85	2,038
7.	Ken Tutt	2003-07	2,019
8.	Warren Niles	2009-13	1,984
9.	Tim Gill	1994-98	1,959
10.	Haywoode Workman	1986-89	1,506

REBOUNDS

RK	NAME	YEARS	REB.
1.	Eddie Woods**	1970-74	1,365
2.	Caleb Green	2003-07	1,189
3.	Mark Acres	1981-85	1,051
4.	Rocky Walls	1994-98	946
5.	Emmanuel Nzekwesi	2016-pres.	889
6.	Damen Bell-Holter	2009-13	878
7.	Antonio Martin	1977-80	857
8.	Anthony Roberts	1973-77	800
9.	Jeff Acres	1980-85	797
10.	Carl Hardaway**	1966-70	750

ASSISTS

RK	NAME	YEARS	ASST.
1.	Luke Spencer-Gardner	2000-05	534
2.	Jonathan Bluiitt	2002-06	509
3.	Arnold Dugger	1974-77	501
4.	Greg Sutton*	1988-91	490
5.	Gary Johnson	1978-82	481
6.	Earl McClellan	1993-97	413
7.	Willie Irons	1984-88	393
8.	Eric Perry	1996-00	383
9.	Tim Gill	1994-98	377
10.	Haywoode Workman	1986-89	376

FIELD GOALS MADE

RK	NAME	YEARS	FG
1.	Richard Fuqua**	1969-73	1,273
2.	Greg Sutton*	1988-91	1,024
3.	Anthony Roberts	1973-77	1,006
4.	Caleb Green	2003-07	821
5.	Mark Acres	1981-85	799
6.	Dominique Morrison	2008-12	687
7.	Ken Tutt	2003-07	684
8.	Warren Niles	2009-13	674
9.	Tim Gill	1994-98	664
10.	Carl Hardaway**	1966-70	608

FIELD GOALS ATTEMPTED

RK	NAME	YEARS	FGA
1.	Richard Fuqua**	1969-73	2,838
2.	Greg Sutton*	1988-91	2,398
3.	Anthony Roberts	1973-77	2,007
4.	Ken Tutt	2003-07	1,619
5.	Warren Niles	2009-13	1,594
6.	Caleb Green	2003-07	1,524
7.	Dominique Morrison	2008-12	1,475
8.	Mark Acres	1981-85	1,416
9.	Tim Gill	1994-98	1,391
10.	Haywoode Workman	1986-89	1,262

FIELD GOAL PERCENTAGE (MIN. 2 SEASONS & 200 FGM)

RK	NAME	YEARS	FGM-FGA	PCT.
1.	Shawn King	2006-08	232-389	.596
2.	Brandon Conley	2012-16	249-432	.576
3.	Brian Miles	1983-87	274-480	.571
4.	Marcus Lewis	2007-09	277-489	.566
5.	Mark Acres	1981-85	799-1416	.564
6.	Steven Roundtree	2010-13	370-684	.541
7.	Caleb Green	2003-07	821-1524	.539
8.	Michael Craion	2009-12	311-577	.539
9.	Reggie Clement	1980-83	265-495	.535
10.	David Vaughn	1972-73	232-438	.530
	Kevin Ford	2008-10	233-440	.530

3-PT FIELD GOALS MADE

RK	NAME	YEARS	3PTM
1.	Greg Sutton*	1988-91	438
2.	Tim Gill	1994-98	333
3.	Ken Tutt	2003-07	319
4.	Warren Niles	2009-13	292
5.	Max Abmas	2019-pres.	222
6.	Eric Perry	1996-00	214
7.	Clarence Thompson*	1988-90	205
8.	Josh Atkinson	1999-04	203
9.	Moses Ehambe	2004-08	183
10.	Luke Spencer-Gardner	2000-05	171

3-PT FIELD GOALS ATTEMPTED

RK	NAME	YEARS	3PTA
1.	Greg Sutton*	1988-91	1,157
2.	Warren Niles	2009-13	780
3.	Ken Tutt	2003-07	775
4.	Tim Gill	1994-98	757
5.	Eric Perry	1996-00	565
6.	Clarence Thompson*	1988-90	553
7.	Max Abmas	2019-pres.	549
8.	Josh Atkinson	1999-04	539
9.	Sam Kearns	2017-20	460
10.	Robert Jarvis	2007-09	459

3-PT FIELD GOAL PERCENTAGE (MIN. 100 ATT.)

RK	NAME	YEAR	3M-ATT.	PCT.
1.	Chris Riouse	2004-06	76-161	.472
2.	Tim Gill	1994-98	333-757	.440
3.	Kevin Obano	2018-21	122-287	.425
4.	Aaron Young	2014-17	90-217	.415
5.	Luke Spencer-Gardner	2001-05	171-412	.415
6.	Ken Tutt	2003-07	319-775	.412
7.	Moses Ehambe	2004-08	183-447	.409
8.	Phillip Owens	1997-99	56-139	.403
9.	James Kruse	1994-97	49-122	.402
10.	Mikey Manghum	2009-13	44-111	.396
--	Max Abmas	2019-pres.	222-549	.404
--	DeShang Weaver	2018-pres.	126-316	.399

FREE THROWS MADE

RK	NAME	YEARS	FT
1.	Caleb Green	2003-07	852
2.	Greg Sutton*	1988-91	584
3.	Dominique Morrison	2008-12	543
4.	Richard Fuqua**	1969-73	458
5.	Obi Emegano	2013-16	433
6.	Damen Bell-Holter	2009-13	371
7.	Mark Acres	1981-85	440
8.	Haywoode Workman	1986-89	339
9.	Ken Tutt	2003-07	332
10.	Anthony Roberts	1973-77	329

FREE THROWS ATTEMPTED

RK	NAME	YEARS	FTA
1.	Caleb Green	2003-07	1134
2.	Greg Sutton*	1988-91	765
3.	Dominique Morrison	2008-12	668
4.	Richard Fuqua**	1969-73	658
5.	Mark Acres	1981-85	632
6.	Obi Emegano	2013-16	530
7.	Rocky Walls	1994-98	527
8.	Damen Bell-Holter	2009-13	510
9.	Derrick Taylor	1996-00	489
10.	Anthony Roberts	1973-77	434

FREE THROW PERCENTAGE (MIN. 75 ATT.)

RK	NAME	YEARS	ATT.	PCT.
1.	Steve Bontrager	1979-81	103-117	.880
2.	Bill Hull**	1967-69	104-121	.860
3.	Bobby Hodge**	1966-68	169-198	.854
4.	Sam Potter	1983-85	131-156	.840
5.	Kevin Obano	2018-21	314-376	.835
6.	D.J. Jackson	2012-14	96-116	.828
7.	Tim Gill	1994-98	302-365	.827
8.	Jalen Bradley	2015-17	109-133	.820
9.	Kenny Bohanon	1992-94	116-142	.817
	Obi Emegano	2013-16	433-530	.817
--	Max Abmas	2019-pres.	208-239	.870

BLOCKED SHOTS

RK	NAME	YEARS	BLK
1.	Kendrick Moore	2001-03	197
2.	Mark Acres	1981-85	164
3.	Albert Owens	2014-18	159
4.	Shawn King	2006-08	149
5.	Damen Bell-Holter	2009-13	139
6.	Alvin Scott	1973-77	131
7.	Rocky Walls	1994-98	127
8.	Antonio Martin	1977-80	106
9.	Shawn Glover	2012-14	97
10.	Brandon Conley	2012-16	94

STEALS

RK	NAME	YEARS	STL
1.	Haywoode Workman	1986-89	250
2.	Earl McClellan	1993-97	215
3.	Greg Sutton*	1988-91	213
4.	Tim Gill	1994-98	172
5.	Rocky Walls	1994-98	166
6.	Caleb Green	2003-07	164
7.	Gary "Cat" Johnson	1978-82	163
8.	Willie Irons	1984-88	157
9.	Mark Acres	1981-85	150
	Akin Akin-Otiko	1983-87	150
10.	Eric Perry	1996-00	145

* Part of career spent at NAIA level

** Part of career prior to ORU's move to NCAA Major College Division



SEASON HIGHS

CAREER HIGHS

1		Points: 13, at Houston Baptist (12/4/21) Field Goals: 5 (2x), at Houston Baptist (12/4/21) 3-pt Made: 3, at Houston Baptist (12/4/21) FT Made: 11, at Houston Baptist (12/4/21) Rebounds: 1, vs. Rogers State (11/23/21) Assists: 3, at Houston Baptist (12/4/21) Steals: 1, vs. Rogers State (11/23/21)	Points: 15, vs. Haskell (12/8/19) Field Goals: 5 (3x), at Houston Baptist (12/4/21) 3-pt Made: 5, vs. Haskell (12/8/19) FT Made: 11 (3x), at Houston Baptist (12/4/21) Rebounds: 1 (5x), vs. Rogers State (11/23/21) Assists: 3, at Creighton (12/3/19) Steals: 3, at Creighton (12/3/19)
2		Points: 12, at Central Arkansas (11/20/21) Field Goals: 4 (3x), at TCU (12/2/21) 3-pt Made: 3, at Houston Baptist (12/4/21) FT Made: 4, at Central Arkansas (11/20/21) Rebounds: 12, at Missouri State (12/11/21) Assists: 4, at TCU (12/2/21) Steals: 3 (2x), at Central Arkansas (11/20/21)	Points: 22, vs. South Dakota State (3/8/21) Field Goals: 8, vs. South Dakota State (3/8/21) 3-pt Made: 4 (2x), vs. South Dakota State (3/8/21) FT Made: 7, at Denver (1/16/21) Rebounds: 12, at Missouri State (12/11/21) Assists: 5, vs. Arkansas (3/27/21) Steals: 4, vs. South Dakota State (2/13/21)
3		Points: 38, vs. Tulsa (11/29/21) Field Goals: 10, vs. Oklahoma State (11/26/21) 3-pt Made: 7 (2x), vs. Tulsa (11/29/21) FT Made: 13, vs. Tulsa (11/29/21) Rebounds: 5 (2x), at TCU (12/2/21) Assists: 6 (2x), at TCU (12/2/21) Steals: 3, at Houston Baptist (12/4/21)	Points: 42, vs. South Dakota State (2/13/21) Field Goals: 14, vs. South Dakota State (2/13/21) 3-pt Made: 7 (4x), vs. Tulsa (11/29/21) FT Made: 13 (2x), vs. Tulsa (11/29/21) Rebounds: 7, at North Dakota State (2/6/21) Assists: 10, vs. South Dakota State (3/8/21) Steals: 4, at Chicago State (12/17/19)
4		Points: 8 (2x), vs. Haskell (11/18/21) Field Goals: 3, vs. Southwestern Christian (11/12/21) 3-pt Made: 2, vs. Southwestern Christian (11/12/21) FT Made: 3, vs. Haskell (11/18/21) Rebounds: 2 (3x), vs. Rogers State (11/23/21) Assists: 5, vs. Haskell (11/18/21) Steals: 3, vs. Southwestern Christian (11/12/21)	Points: 9, vs. Western Illinois (2/28/21) Field Goals: 3 (2x), vs. Southwestern Christian (11/12/21) 3-pt Made: 2, vs. Southwestern Christian (11/12/21) FT Made: 3, vs. Haskell (11/18/21) Rebounds: 2 (4x), vs. Rogers State (11/23/21) Assists: 6, vs. Southwestern Christian (12/12/20) Steals: 3, vs. Southwestern Christian (11/12/21)
5		Points: 15, at Colorado State (11/9/21) Field Goals: 6, at Colorado State (11/9/21) 3-pt Made: 3, vs. Southwestern Christian (11/12/21) FT Made: 4, vs. Haskell (11/18/21) Rebounds: 11, vs. Haskell (11/18/21) Assists: 4, vs. Haskell (11/18/21) Steals: 3, vs. Haskell (11/18/21)	Points: 5 (2x), vs. Western Illinois (2/28/21) Field Goals: 2 (2x), vs. Bacone (12/15/20) 3-pt Made: 1 (2x), vs. Western Illinois (2/28/21) FT Made: 2, vs. Western Illinois (2/28/21) Rebounds: 2, vs. Southwestern Christian (12/12/20) Assists: 1 (2x), vs. Western Illinois (2/28/21) Steals: 2, vs. Southwestern Christian (12/12/20)
11		Points: 15, at Colorado State (11/9/21) Field Goals: 6, at Colorado State (11/9/21) 3-pt Made: 3, vs. Southwestern Christian (11/12/21) FT Made: 4, vs. Haskell (11/18/21) Rebounds: 11, vs. Haskell (11/18/21) Assists: 4, vs. Haskell (11/18/21) Steals: 3, vs. Haskell (11/18/21)	Points: 15 (2x), at Colorado State (11/9/21) Field Goals: 6 (3x), at Colorado State (11/9/21) 3-pt Made: 4 (2x), at South Dakota State (11/12/19) FT Made: 6, vs. South Dakota State (3/8/21) Rebounds: 11, vs. Haskell (11/18/21) Assists: 6 (2x), vs. Ohio State (3/19/21) Steals: 5, vs. Ohio State (3/19/21)
13		Points: 11, vs. Haskell (11/18/21) Field Goals: 5, vs. Haskell (11/18/21) 3-pt Made: 2, vs. Southwestern Christian (11/12/21) FT Made: 8, vs. Haskell (11/18/21) Rebounds: 1, at Missouri (11/25/20) Assists: 1, vs. Southwestern Christian (11/12/21) Steals: 1, vs. Southwestern Christian (11/12/21)	Points: 11 (2x), vs. Haskell (11/18/21) Field Goals: 5 (2x), vs. Haskell (11/18/21) 3-pt Made: 2 (2x), vs. Southwestern Christian (11/12/21) FT Made: 9, vs. Western Illinois (2/28/21) Rebounds: 1, at Missouri (11/25/20) Assists: 1 (3x), vs. Southwestern Christian (11/12/21) Steals: 1 (3x), vs. Southwestern Christian (11/12/21)
14		Points: 20, vs. Oklahoma State (11/26/21) Field Goals: 8, vs. Oklahoma State (11/26/21) 3-pt Made: 3 (4x), vs. Tulsa (11/29/21) FT Made: 4, vs. Southwestern Christian (11/12/21) Rebounds: 7 (2x), at TCU (12/2/21) Assists: 2, at Central Arkansas (11/20/21) Steals: 2, vs. Southwestern Christian (11/12/21)	Points: 24, vs. South Dakota (1/17/19) Field Goals: 8 (3x), vs. Oklahoma State (11/26/21) 3-pt Made: 7, at Omaha (12/30/18) FT Made: 7, vs. Ecclesia (11/19/18) Rebounds: 7 (2x), at TCU (12/2/21) Assists: 3 (2x), at Denver (1/20/19) Steals: 2 (5x), vs. Southwestern Christian (11/12/21)
22		Points: 14, at TCU (12/2/21) Field Goals: 5 (3x), at TCU (12/2/21) 3-pt Made: 3 (3x), at TCU (12/2/21) FT Made: 1, at TCU (12/2/21) Rebounds: 12, vs. Southwestern Christian (11/12/21) Assists: 5, vs. Oklahoma State (11/26/21) Steals: 4, vs. Southwestern Christian (11/12/21)	Points: 16, vs. Western Illinois (2/27/20) Field Goals: 5 (3x), vs. Southwestern Christian (11/12/21) 3-pt Made: 5, at Denver (1/20/19) FT Made: 3, vs. Omaha (2/28/19) Rebounds: 17, vs. Ecclesia (11/19/18) Assists: 5, vs. Oklahoma State (11/26/21) Steals: 4 (2x), vs. Southwestern Christian (11/12/21)
45		Points: 4, vs. Haskell (11/18/21) Field Goals: 2, vs. Haskell (11/18/21) 3-pt Made: 7, vs. Haskell (11/18/21) FT Made: 10, at Missouri State (12/11/21) Rebounds: 7, vs. Haskell (11/18/21) Assists: 2, at Missouri State (12/11/21) Steals: 2, at Missouri State (12/11/21)	Points: 7, vs. Southwestern Christian (12/12/20) Field Goals: 2 (2x), vs. Western Illinois (2/28/21) 3-pt Made: 3, vs. Southwestern Christian (12/12/20) FT Made: 10, vs. Southwestern Christian (12/12/20) Rebounds: 3, vs. Southwestern Christian (12/12/20) Assists: 2 (3x), at Missouri State (12/11/21) Steals: 2 (3x), at Missouri State (12/11/21)
10		Points: 25, at Central Arkansas (11/20/21) Field Goals: 7, at Central Arkansas (11/20/21) 3-pt Made: 4, at Colorado State (11/9/21) FT Made: 10, at Central Arkansas (11/20/21) Rebounds: 3 (4x), at Houston Baptist (12/4/21) Assists: 3, vs. Southwestern Christian (11/12/21) Steals: 2, vs. Tulsa (11/29/21)	Points: 22, vs. Haskell (11/18/21) Field Goals: 7, vs. Haskell (11/18/21) 3-pt Made: 5, vs. Haskell (11/18/21) FT Made: 4, at Houston Baptist (12/4/21) Rebounds: 4, vs. Haskell (11/18/21) Assists: 4, vs. Rogers State (11/23/21) Steals: 2 (2x), vs. Tulsa (11/29/21)
23		Points: 13, vs. Southwestern Christian (11/12/21) Field Goals: 4, vs. Haskell (11/18/21) 3-pt Made: 3, vs. Southwestern Christian (11/12/21) FT Made: 4 (3x), vs. Rogers State (11/23/21) Rebounds: 10, vs. Haskell (11/18/21) Assists: 1, vs. Southwestern Christian (11/12/21) Steals: 2 (2x), vs. Haskell (11/18/21)	Points: 3, vs. Southwestern Christian (11/12/21) Field Goals: 1 (2x), vs. Rogers State (11/23/21) 3-pt Made: 1, vs. Southwestern Christian (11/12/21) FT Made: 2, vs. Haskell (11/18/21) Rebounds: 2, vs. Southwestern Christian (11/12/21) Assists: 2, vs. Southwestern Christian (11/12/21) Steals: 2, vs. Haskell (11/18/21)
33		Points: 2, vs. Southwestern Christian (11/12/21) Field Goals: 1, vs. Southwestern Christian (11/12/21) 3-pt Made: 2 (2x), vs. Rogers State (11/23/21) FT Made: 1 (3x), vs. Rogers State (11/23/21) Rebounds: 2 (2x), vs. Rogers State (11/23/21) Assists: 1 (3x), vs. Rogers State (11/23/21) Steals: 1 (3x), vs. Rogers State (11/23/21)	Points: 2, vs. Haskell (11/18/21) Field Goals: 1 (2x), vs. Rogers State (11/23/21) 3-pt Made: 1, vs. Southwestern Christian (11/12/21) FT Made: 2, vs. Haskell (11/18/21) Rebounds: 2, vs. Southwestern Christian (11/12/21) Assists: 2, vs. Southwestern Christian (11/12/21) Steals: 2, vs. Haskell (11/18/21)



1
ELIJAH LUFILE
RSr. | F/C | 6-8
MILTON, ONTARIO



2
KAREEM THOMPSON
JR. | G | 6-6
FLORENCE, ALA.



3
MAX ABMAS
JR. | G | 6-1
ROCKWALL, TEXAS



4
JAMIE BERGENS
So. | G | 6-2
ALMERE, NETHERLANDS



5
JONATHAN ALEXANDRE
So. | G | 6-6
PETION-VILLE, HAITI



10
ISSAC MCBRIDE
So. | G | 6-1
LITTLE ROCK, ARK.



11
CARLOS JURGENS
RJr. | G | 6-5
TARTU, ESTONIA



13
NATE CLOVER III
So. | C | 6-8
PORT ARTHUR, TEXAS



14
DESHANG WEAVER
RJr. | F | 6-8
HOUSTON, TEXAS



20
TREY PHIPPS
So. | G | 6-2
TULSA, OKLA.



22
FRANCIS LACIS
Sr. | F | 6-7
RIGA, LATVIA



23
SIR ISSAC HERRON
Fr. | F | 6-9
HOUSTON, TEXAS



25
ELIJAH LAWRENCE
Fr. | G | 6-1
BELLAIRE, TEXAS



33
LUKA TEKAVCIC
Fr. | F | 6-10
GROSUPLJE, SLOVENIA



45
ISMAEL PLET
So. | F | 6-7
AMSTERDAM, NETHERLANDS



HC
PAUL MILLS
HEAD COACH
5TH SEASON



AC
RUSSELL SPRINGMANN
ASSISTANT COACH
4TH SEASON




AC
SAM PATTERSON
ASSISTANT COACH
5TH SEASON



AC
KENTON PAULINO
ASSISTANT COACH
1ST SEASON



DO
STEVE UPSHAW
DIR. OF OPERATIONS
20TH SEASON



VC
IAIN LAYMON
VIDEO COORDINATOR
5TH SEASON

