

ORAL ROBERTS 2020-21 WOMEN'S BASKETBALL

Director of Athletic Communications: Jarrett Hardwick | Office: 918-495-7094 | Cell: 918-344-2881 | Email: jhardwick@oru.edu
Website: www.ORUAthletics.com | Twitter: @ORUWBB | Instagram: @ORUWBB | Facebook: ORU Athletics



Game One - Season Opener

Nov. 25, 2020 - Fayetteville, Ark. - 7 p.m. - Bud Walton Arena (19,200)



Oral Roberts
Golden Eagles
0-0, 0-0 Summit



at



No. 14 Arkansas
Razorbacks
0-0, 0-0 Summit

Ranking: -/-
Head Coach: Misti Cussen
Record at ORU: 124-122 (9)
Career Record: same

Ranking: 14/14
Head Coach: Mike Neighbors
Record at Ark: 59-41 (4)
Career Record: 157-82 (13)

2020-21 Schedule & Results

Overall: 0-0 - Summit League: 0-0
Home: 0-0 - Away: 0-0 - Neutral: 0-0

NOVEMBER

N25	at No. 14 Arkansas	Fayetteville, Ark.	11 a.m.
N29	at Oklahoma State	Stillwater, Okla.	2 p.m.

DECEMBER

D4	at Nebraska	Lincoln, Neb.	6 p.m.
D6	at Kansas	Lawrence, Kan.	2 p.m.
D10	Tarleton State	Mabee Center	7 p.m.
D14	Rogers State	Mabee Center	7 p.m.
D16	Air Force	Mabee Center	7 p.m.
D19	at Missouri	Columbia, Mo.	TBA
D22	at TCU	Fort Worth, Texas	1 p.m.

JANUARY

J2	at Omaha*	Omaha, Neb.	TBA
J3	at Omaha*	Omaha, Neb.	TBA
J8	North Dakota*	Mabee Center	5 p.m.
J9	North Dakota*	Mabee Center	5 p.m.
J15	at Denver*	Denver, Colo.	TBA
J16	at Denver*	Denver, Colo.	TBA
J23	Kansas City*	Mabee Center	2 p.m.
J24	Kansas City*	Mabee Center	2 p.m.

FEBRUARY

F5	at North Dakota State*	Fargo, N.D.	5 p.m.
F6	at North Dakota State*	Fargo, N.D.	5 p.m.
F13	South Dakota State*	Mabee Center	2 p.m.
F14	South Dakota State*	Mabee Center	2 p.m.
F20	South Dakota*	Vermillion, S.D.	TBA
F21	South Dakota*	Vermillion, S.D.	TBA
F27	Western Illinois*	Mabee Center	2 p.m.
F28	Western Illinois*	Mabee Center	2 p.m.

MARCH

M6-9	Summit League Champ.	Sioux Falls, S.D.	TBA
------	----------------------	-------------------	-----

Game Information

TV/Video.....SEC Network+
Live Stats.....TBD
Audio.....ORU Sports Network

All-Time vs. Arkansas.....10-21
All-Time in Fayetteville.....3-16
Last Meeting.....L, 96-64 (11/14/19)

A WIN FOR ORU WOULD

- Improve the team to 25-20 in season openers.
- Be the first ever win against a ranked opponent since 2016-17 (at No. 12 Oklahoma, 74-64).
- Break a 12-game losing streak to Power 5 opponents.

A LOSS FOR ORU WOULD

- Be the first season opener loss since the 2017-18 season (at TCU, 72-58).
- Give the team their fourth-straight loss to Arkansas (last win in 2016-17 at Arkansas, 70-60).
- Be the fourth consecutive loss against a ranked opponent.

POSTGAME INTERVIEWS

• The ORU locker room is CLOSED to media. ORU players and coaches will NOT be brought into the Media Room. Any media requests should be made through Jarrett Hardwick, WBB SID.

- Any media wanting to conduct postgame interviews with ORU student-athletes or coaches will need to contact Jarrett Hardwick.

About ORU

Location.....Tulsa, Okla.
Founded.....1963
Enrollment.....4,303
Conference.....The Summit League
Colors.....Navy Blue/Vegas Gold
President.....Dr. William Wilson
Athletic Director.....Mike Carter

STAT COMPARISON (2020-21)

CATEGORY		
Record	0-0	0-0
Points		
Opp. Points		
Rebounds		
Rebound Margin		
Field Goal %		
Opp. Field Goal %		
3-Pt Field Goal %		
Opp. 3-Pt FG %		
Free Throw %		
Assists		
Turnovers		
Blocked Shots		
Steals		

ORU Strength of Schedule: -
Golden Eagle RPI: -
Summit League RPI: -

Summit League Standings (2019-20)

TEAM	CONF.	PCT.	OVR.	PCT.
1. South Dakota	16-0	1.000	30-2	.938
2. South Dakota State	13-3	.813	23-10	.697
3. Denver	9-7	.563	15-15	.500
Oral Roberts	9-7	.563	15-15	.500
Western Illinois	9-7	.563	15-16	.484
6. North Dakota State	7-9	.438	11-19	.367
7. North Dakota	6-10	.375	15-15	.500
8. Omaha	2-14	.125	7-23	.233
9. Purdue Fort Wayne	1-15	.063	5-24	.172

Projected Starters

TIERNEY COLEMAN	GEM SUMMERS	KENIJO LIPPE	FAITH PARAMORE	REGAN SCHUMACHER
POINT GUARD	GUARD	GUARD/FORWARD	FORWARD	CENTER
2	11	33	22	20
PPG FG% 3FG% -/- -/- -/-	PPG FG% 3FG% 3.5 43.6 12.5	PPG FG% 3FG% 18.5 38.5 29.9	PPG FG% 3FG% -/- -/- -/-	PPG FG% 3FG% 4.0 48.1 5.2



RADIO/TV ROSTER



TYAIJA COLEMAN

Fr. | G | 5-9
Arlington, Texas | Trinity Christian



NENA TAYLOR

So. | G | 5-8
Parsons, Kan. | Parsons



TIERNEY COLEMAN

Fr. | G | 5-9
Arlington, Texas | Trinity Christian



CORRIE ANDERSON

Fr. | G | 5-8
Colorado Springs, Colo. | CS Christian



HANNAH GIDDEY

Fr. | F | 6-1
Melbourne, Au. | Albert Park



MANAYA JONES

R-Sr. | C | 6-4
Memphis, Tenn. | Grand Canyon



BO TEULINGS

So. | F | 6-0
S-Hertogenbosch, Netherlands | Maurick



GEM SUMMERS

So. | G | 5-9
Tulsa, Okla. | Victory Christian



CAMRYN HILL

Fr. | G | 5-11
Dallas, Texas | South Grand Prairie



ARIEL WALKER

Jr. | G | 5-5
Ozark, Ark. | Allen CC



REGAN SCHUMACHER

Sr. | C | 6-2
Olathe, Kan. | Olathe East



SINETRA JONES

So. | C | 6-5
Memphis, Tenn. | Dyersburg CC



FAITH PARAMORE

Fr. | F | 5-11
Haven, Kan. | Haven



COURTLYN LOUDERMILL

Fr. | G | 5-7
Killeen, Texas. | Hebron



ADDISYN MOORE

Fr. | F | 6-0
Dallas, Texas | Trinity Christian



KENI JO LIPPE

Sr. | G | 5-9
Adair, Okla. | Adair



MISTI CUSSEN
Head Coach | 9th Season



KYRON STOKES
Assoc. Head Coach | 9th Season



LEE MAYBERRY
Assistant Coach | 3rd Season



MOSES EHAMBE
Assistant Coach | 1st Season



HEAD COACH MISTI CUSSEN



SOUTHERN NAZARENE '93 9TH SEASON

- In her ninth season as head coach, with a career record of 124-122
- Led ORU to the 2013 Southland Conference Regular Season and Tournament Championships
- Spent 16 seasons as an assistant at ORU prior to being named head coach on April 27, 2012

► Was part of 273 victories, five NCAA Tournament appearances and three Women's NIT appearances during her 16 seasons as an ORU assistant

► Was on the staff for ORU's Mid-Continent Conference tournament championship seasons of 1999, 2001, 2005, 2007 and 2008

► Has recruited and coached five All-Americans and 13 1,000-point scorers while at ORU

► Helped ORU to a pair of WNIT victories in 2011, the program's first postseason tournament victories in 28 years

► Served as head coach for Athletes in Action during the summer of 2006, leading the team on a month-long tour of India

► Spent one season as an assistant coach at Southern Nazarene University


► Played college basketball at Southern Nazarene University (1991-93) and the University of Kansas (1989-91)

► Husband, Kyle, is the head women's soccer coach at the University of Tulsa

► Has two daughters, Cassie (17) and Caia (13)

► Graduated from Oklahoma's El Reno High School in 1989

COACHING STAFF




Kyron Stokes
Associate Head Coach
9th Season • Oral Roberts '12 & '16



Lee Mayberry
Assistant Coach
3rd Season • Arkansas '15



Moses Ehambe
Assistant Coach
1st Season • Oral Roberts '08



Melissa Medley
Athletic Trainer
1st Season • Tulsa '15 & UCO '17



Tyler Beckman
Sport Performance
6th Season • North Dakota '13 & '16

OPENING TIP

- This will be the 32nd all-time meetings between ORU and Arkansas.
- **Keni Jo Lippe** was named to the Preseason Summit League All-League First Team. Lippe averaged 18.5 points per game and 8.0 rebounds. She shot 38.5 percent overall.
- **Regan Schumacher** averaged 4.0 points along with 5.2 rebounds per game. She led the team last season with a 48.1 percent shooting average.
- The Golden Eagles have 12 newcomers for the 2020-21 season. The team is one of the youngest in the nation with the average age of 19.3.
- ORU finished tied for third in the final 2019-20 Summit League standings.

LAST TIME OUT

SIOUX FALLS, S.D. - Keni Jo Lippe records her eighth double-double of the season as the No. 4 Oral Roberts women's basketball team fell to No. 1 South Dakota, 65-43, in the semifinal round of the Summit League Championship in Sioux Falls, South Dakota.

The Golden Eagles got off to a strong defensive start forcing the Coyotes to shoot 1-for-11 early and take a 7-4 lead. ORU then went on a 2:30 scoring drought, but maintained a three point lead. The Golden Eagles tied USD at the end of the first, 10-10, holding the Coyotes to 25 percent from the field. Keni Jo Lippe led the Golden Eagles with seven points.

South Dakota went up by seven with 7:22 to play in the second. The Coyotes started the second quarter out-scoring ORU, 14-0. Sarah Garvie broke the scoring drought with a three to cut the deficit to 11 with 3:55 left. USD ended the quarter on a 9-0 run and shot 62.5 percent to extend its lead to 35-15 at the break.

Rylie Torrey broke the shooting drought for the Golden Eagles when she connected on her first three-point bucket of the game in the third. Lippe scored her second three-ball of the game in the third to cut the deficit to 21 with 2:40 left in the quarter. South Dakota out-scored the Golden Eagles, 15-11, in the third and led 50-26.

The Coyotes continued its scoring run 15-5 in the fourth. The Golden Eagles went on a 14-0 run in the final period to close the gap and out-score USD, 17-15. All five seniors finished the final minutes on the court together for the last time. All eight Golden Eagles who played against the No. 17 nationally ranked Coyotes, scored in Monday's game.

THE LEADERS

Oral Roberts: Keni Jo Lippe scored her 10th career double-double with 18 points and 13 rebounds.

South Dakota: Hannah Sjerven recorded a double-double with 15 points and 13 rebounds.

INSIDE THE BOX SCORE

- ORU shot 21.4 percent overall in tonight's game.
- ORU was out-rebounded by USD, 44-42.
- The Golden Eagles had a 23.8 percent three-point average.
- ORU turned the ball over 18 times, but forced the Coyotes to turn the ball over 15 times.
- Keni Jo Lippe recorded her second double-double in the Summit League Tournament with 18 points and 13 rebounds.
- ORU had 10 bench points in tonight's game and 14 points in the paint.
- Golden Eagles capitalized with six points off of turnovers.


2020-21 Summit League Preseason All-League Teams
1st Team

Name	Cl.	Pos.	School
Paiton Burckard	Jr.	F	South Dakota State
Chloe Lamb	Sr.	G	South Dakota
Keni Jo Lippe	Sr.	G	Oral Roberts
Mariah Murdie	Jr.	F	Omaha
Myah Selland	Jr.	F	South Dakota State
Hannah Sjerven	Sr.	C	South Dakota

2nd Team

Name	Cl.	Pos.	School
Monica Arens	Sr.	G	South Dakota
Julia Fleecs	Jr.	F	North Dakota
Tylee Irwin	Sr.	F	South Dakota State
Tori Nelson	So.	F	South Dakota State
Evan Zars	Jr.	F	Western Illinois

Summit League Women's Basketball Preseason Poll

Place	Team	Points (1st)
1.	South Dakota	587 (25)
2.	South Dakota State	566 (11)
3.	Western Illinois	389
4.	Oral Roberts	376
5.	North Dakota State	371
6.	Kansas City	323
7.	Denver	300
8.	North Dakota	203
9.	Omaha	124

2020-21 Player of the Year: Hannah Sjerven, South Dakota

Oral Roberts Women's Basketball Roster

No.	Name	Pos.	Cl.	Ht.	Hometown	Previous School
0	Tyaja Coleman	G	Fr.	5-9	Arlington, Texas	Trinity Christian School
1	Nena Taylor	G	So.	5-8	Parsons, Kan.	Parsons HS
2	Tierney Coleman	G	Fr.	5-9	Arlington, Texas	Trinity Christian School
3	Corrie Anderson	G	Fr.	5-8	Colorado Springs, Colo.	Colorado Springs Christian School
4	Hannah Giddey	F	Fr.	6-1	Melbourne, Victoria	Albert Park College
5	Manaya Jones	C	R-Sr.	6-4	Memphis, Tenn.	Grand Canyon
10	Bo Teulings	F	So.	6-0	S-Hertogenbosch, Netherlands	Maurick College Vught
11	Gem Summers	G	So.	5-9	Tulsa, Okla.	Victory Christian
12	Camryn Hill	G	Fr.	5-11	Dallas, Texas	South Grand Prairie HS
14	Ariel Walker	G	Jr.	5-5	Ozark, Ark.	Ozark HS
20	Regan Schumacher	C	Sr.	6-2	Olathe, Kansas	Olathe East HS
21	Sinetra Jones	C	So.	6-3	Memphis, Tenn.	Dyersburg CC
22	Faith Paramore	F	Fr.	5-11	Haven, Kan.	Haven HS
24	Courtlyn Loudermill	G	Fr.	5-7	Killeen, Texas	Hebron HS
32	Addisyn Moore	F	Fr.	6-0	Dallas, Texas	Trinity Christian School
33	Keni Jo Lippe	G	Sr.	5-9	Adair, Okla.	Adair HS

PRONUNCIATION GUIDE

Tyaja Coleman	Ty-Asia Coleman
Nena Taylor	Knee-Nuh Taylor
Tierney Coleman	Tier-Knee Coleman
Corrie Anderson	Cor-EE Anderson
Hannah Giddey	Hannah Gid-EE
Manaya Jones	Muh-NYE-uh Jones
Bo Teulings	Bo Too-Lings
Gem Summers	Jim Summers
Camryn Hill	Cam-Rin Hill
Ariel Walker	Air-EE-el Walker
Regan Schumacher	Ray-gun Shoe-Maker


Sinetra Jones	Sin-EE-truh Jones
Faith Paramore	Faith Para-More
Courtlyn Loudermill	Court-lin Louder-Mill
Addisyn Moore	Add-eh-Sin Moore
Keni Jo Lippe	Keni Jo LIP-EE

Head Coach: Misti Cussen	Misti Cousin
Assoc. Head Coach: Kyron Stokes	Ky-run Stokes
Assistant Coach: Lee Mayberry	Lee Mayberry
Assistant Coach: Moses Ehambe	Moses EE-Hahm-bay


MEDIA INFORMATION
ORU ATHLETIC COMMUNICATIONS


Jarrett Hardwick ▶ WBB CONTACT
Director of Athletic Comm.
 5th Season • Oklahoma State '15
 Oral Roberts '20

Jarrett Hardwick's Office Phone	(918) 495-7094
Cell Phone	(918) 344-2881
Email	jhardwick@oru.edu
Twitter	@jarretth70



Josh Salim ▶ WBB Radio
Asst. Director of Athletic Comm.
 1st Season • Ouachita Baptist '20

Josh Salim's Office Phone	(918) 495-6616
Cell Phone	(214) 499-8481
Email	jsalim@oru.edu
Twitter	@josh_salim

MEDIA AVAILABILITY (Virtual Only)

All player and coach interviews MUST be arranged through Jarrett Hardwick and the ORU Athletic Communications office. During the season, the Golden Eagles are available for a virtual interview with advanced notice through ORU Athletic Communications office. No interviews will be granted prior to tip off on gameday.

LIVE VIDEO

Live video for all ORU home women's basketball games is available on the new ORU Sports Network (ORUSN). Live video is also provided for select road games; check the website of the host school for prices and availability.

FOLLOW THE GOLDEN EAGLES ONLINE

Fans of the Golden Eagles can follow the team through a variety of sources that provide daily coverage of the team throughout the season. **ORUAthletics.com**, the official online home of Oral Roberts University, is the place to go for game previews and recaps, video interviews, rosters, schedules, player bios, action pictures and more.

Fans are also encouraged to download the new **ORUAthletics App** available on the Apple App and Google Play stores.

Twitter users can get even more information on the team by following ORU's official Twitter account, **@ORUAthletics**, the official women's basketball account, **@ORUWBB**. Also, the official Facebook account of ORU Athletics, **Facebook.com/ORUAthletics**, provides updates and a place for fans to discuss the ORU basketball team.

WEBSITE	ORUAthletics.com
FACEBOOK	Facebook.com/ORUAthletics
TWITTER	@ORUWBB @ORUAthletics
	#ORUWBB #GoldenStandard

2020-21 ORU GAME-BY-GAME LEADERS

	Result	Attendance	Points	Rebounds	Assists
N25	at No. 14 Arkansas				
^	Summit League Championship	*Summit League Contest		\$Summit League Championship	

2020-21 ORU GAME-BY-GAME STARTERS

	PG	G	G/F	F	C	REC.
N25	at No. 14 Arkansas					
^	Summit League Championship	*Summit League Contest		\$Summit League Championship		

SITUATIONAL RECORDS
ORU'S RECORD...

	CUSSEN ERA	2020-21
at home	79-26	
on the road	37-85	
at a neutral site	13-8	
in November	22-30	
in December	26-24	
in January	31-33	
in February	34-23	
in March	13-11	

ORU vs...

Summit League	56-46
American Athletic	5-2
Big East	0-2
Big Sky	1-1
Big Ten	0-9
Big 12	2-12
Big West	2-0
Conference USA	1-1
MAC	2-0
MEAC	0-2
Missouri Valley	3-2
Mountain West	2-0
Ohio Valley	3-0
Pac 12	0-3
Patriot League	0-1
SEC	1-9
Southland Conference	28-17
Sun Belt	4-9
SWAC	1-0
WAC	4-3
Non-NCAA Division I	14-1

ORU'S RECORD WHEN...
SCORING

scoring <60 pts.	5-67
scoring 60-69 pts.	34-36
scoring 70-79 pts.	48-18
scoring 80-89 pts.	28-0
scoring 90-99 pts.	9-0
scoring 100 or more pts.	3-0
allowing <60 pts.	70-18
allowing 60-69 pts.	41-22
allowing 70-79 pts.	16-50
allowing 80-89 pts.	1-15
allowing 90-99 pts.	0-13
allowing 100 or more pts.	0-3

FIELD GOAL SHOOTING

shooting <30%	0-15
shooting 30-39%	28-68
shooting 40-49%	73-32
shooting 50% or higher	29-6
opponents shoot <30%	28-4
opponents shoot 30-39%	70-28
opponents shoot 40-49%	24-64
opponents shoot 50% or higher	2-24

TURNOVERS

committing more turnovers	51-95
committing fewer turnovers	71-24
teams tie in turnovers	6-2

REBOUNDING

outrebounding its opponent	95-34
getting outrebounded	30-79
teams tie in rebounds	3-8

HALFTIME & OVERTIME

leading after 1st half	105-24
trailing after 1st half	20-16
teams are tied after 1st half	3-3
game goes to overtime	2-3


ORU in the Summit league, NCAA Rankings
As of March 9, 2020

	NCAA	SUMMIT	Value(pg)
TEAM			
Assist Turnover Ratio (348 ranked)	230	7	0.74
Assists (348 ranked)	205	8	374
Assists Per Game (348 ranked)	242	8	12.1
Blocked Shots (348 ranked)	271	9	68
Blocked Shots Per Game (348 ranked)	288	9	2.2
Fewest Fouls (345 ranked)	263	7	551
Fewest Turnovers (348 ranked)	232	8	505
Field-Goal Percentage (348 ranked)	201	7	39.3
Field-Goal Percentage Defense (348 ranked)	253	6	41.2
Free Throw Attempts (348 ranked)	37	3	606
Free Throws Made (348 ranked)	15	3	457
Free-Throw Percentage (348 ranked)	31	2	75.4
Personal Fouls Per Game (348 ranked)	238	6	17.8
Rebound Margin (348 ranked)	75	3	4.1
Rebounds (348 ranked)	43	3	1,254
Rebounds Per Game (348 ranked)	53	3	40.45
Scoring Defense (348 ranked)	286	5	69.2
Scoring Margin (348 ranked)	179	5	0.7
Scoring Offense (348 ranked)	73	5	69.9
Steals (348 ranked)	149	6	244
Steals Per Game (348 ranked)	165	5	7.9
Three Pt FG Defense (348 ranked)	197	5	31.6
Three-Point Field Goals Attempted	96	5	643
Three-Point Field Goals Made (347 ranked)	72	4	217
Three-Point Field Goals Per Game (348 ranked)	84	5	7.0
Three-Point Field-Goal Percentage (348 ranked)	73	2	33.7
Turnover Margin (348 ranked)	238	7	-1.35
Turnovers Forced (348 ranked)	232	8	14.94
Turnovers Per Game (348 ranked)	206	6	16.3
Won-Lost Percentage (348 ranked)	192	7	48.4

ORU IN THE POLLS

	W-L	AP	COACHES'	RPI*	MID-MAJOR
Preseason	0-0	--	--	--	--

2019-20 ORU GAME-BY-GAME POINTS-REBOUNDS-ASSISTS

#0	#1	#2	#3	#4	#5	#10	#11
TYAIJA	NENA	TIERNEY	CORRIE	HANNAH	MANAYA	BO	GEM
COLEMAN	TAYLOR	COLEMAN	ANDERSON	GIDDEY	JONES	TEULINGS	SUMMERS

N25 at No. 14 Arkansas

^ Summit League Championship *Summit League Contest \$Summit League Championship

#12	#14	#20	#21	#22	#24	#32	#33
CAMRYN	ARIEL	REGAN	SINETRA	FAITH	COURTLYN	ADDISYN	KENI JO
HILL	WALKER	SCHUMACHER	JONES	PARAMORE	LOUDERMILL	MOORE	LIPPE

N25 at No. 14 Arkansas

^ Summit League Championship *Summit League Contest \$Summit League Championship

2020-21 SINGLE-GAME HIGHS/LOWS

INDIVIDUAL SUPERLATIVES

CATEGORY

ORU

OPPONENT

Points Scored

Total Field Goals

Total FGs Attempted

Highest FG% (5 made)

3-Point Field Goals

3-Point FGs Attempted

3-Point FG% (min. 3 made)

Free Throws

Free Throws Attempted

Free Throws % (6 made)

Total Rebounds

Assists

Turnovers

Blocked Shots

Steals

2020-21 TEAM SUPERLATIVES

Points

Rebounds

Assists

Turnovers - High/Low

Steals

Blocks

Personal Fouls

Made Field Goals

Field Goal Attempts

Field Goal %

3-pt Field Goals

3-pt Field Goal Att.

3-pt Field Goal %

Made Free Throws

Free Throw Attempts

Free Throw %

Winning Margin

Losing Deficit




STATISTICAL MILESTONE COUNT

LEADING SCORER	Season	Career
Keni Jo Lippe		28
Nena Taylor		1

10+ POINTS	Season	Career
Keni Jo Lippe		56
Regan Schumacher		6
Gem Summers		4
Nena Taylor		2

20+ POINTS	Season	Career
Keni Jo Lippe		20

LEADING REBOUNDER	Season	Career
Keni Jo Lippe		27
Regan Schumacher		16

10+ REBOUNDS	Season	Career
Keni Jo Lippe		11
Regan Schumacher		7

LEADING ASSISTANT	Season	Career
Keni Jo Lippe		23
Regan Schumacher		2

2020-21 STATISTICAL MILESTONES
30+ POINTS _____

20+ POINTS _____

10+ REBOUNDS _____

3+ STEALS _____

3+ BLOCKS _____

DOUBLE-DOUBLES _____

TRIPLE-DOUBLES _____

ORU VS. 2019 POSTSEASON

NCAA TOURNAMENT	DATE	TIME/RESULT
Iowa	Nov. 9	L, 90-77
Oklahoma State	Dec. 21	L, 89-69
South Dakota	Jan. 12	L, 76-72
	Feb. 10	L, 75-64
South Dakota State	Jan. 18	L, 68-55
	Feb. 17	L, 74-65
WOMEN'S NIT	DATE	TIME/RESULT
Arkansas	Nov. 28	L, 74-61
Denver	Jan. 20	L, 93-76
	Feb. 6	W, 74-66
UT Arlington	Dec. 6	L, 80-62

2020-21 GAME-BY-GAME TEAM STATS

[illegible]

ASSOCIATED PRESS TOP 25 POLL

November 9

NO.	TEAM	PTS	REC.	PVS
1	South Carolina (29)	0-0	749	1
2	Stanford (1)	0-0	698	7
3	Connecticut	0-0	695	5
4	Baylor	0-0	663	3
5	Louisville	0-0	597	6
6	Mississippi State	0-0	589	9
7	Arizona	0-0	575	12
8	NC State	0-0	556	8
9	UCLA	0-0	499	10
10	Oregon	0-0	472	2
11	Kentucky	0-0	464	16
12	Maryland	0-0	395	4
13	Texas A&M	0-0	383	18
14	Arkansas	0-0	354	24
15	Iowa State	0-0	284	NR
16	Indiana	0-0	278	20
17	Northwestern	0-0	275	11
18	Oregon State	0-0	240	14
19	DePaul	0-0	185	15
20	Ohio State	0-0	165	NR
21	Gonzaga	0-0	137	13
22	Notre Dame	0-0	125	NR
23	Syracuse	0-0	120	NR
24	Missouri State	0-0	95	23
25	Michigan	0-0	65	NR

Others receiving votes: Duke 16, Rutgers 10, Old Dominion 7, Cent Michigan 7, TCU 6, Virginia Tech 4, Marquette 4, James Madison 2, Tennessee 2, Texas 2, LSU 2, Florida Gulf Coast 1.

USA TODAY COACHES' POLL

November 19

NO.	TEAM	Record	PTS	PV
1	South Carolina	(32-1)	799	1
2	Stanford	(27-6)	740	7
3	Connecticut	(29-3)	732	4
4	Baylor	(28-2)	702	3
5	Louisville	(28-4)	663	6
6	North Carolina State	(28-4)	601	8
7	Mississippi State	(27-6)	567	10
8	Arizona	(24-7)	548	12
9	Oregon	(31-2)	539	2
10	UCLA	(26-5)	535	9
11	Maryland	(28-4)	456	5
12	Kentucky	(22-8)	451	18
13	Texas A&M	(22-8)	377	21
14	Arkansas	(24-8)	360	25
15	Indiana	(24-8)	347	22
16	Northwestern	(26-4)	287	15
17	Oregon State	(23-9)	281	16
18	Iowa State	(18-11)	253	NR
19	DePaul	(28-5)	219	14
20	Gonzaga	(28-3)	192	13
21	Syracuse	(16-15)	149	NR
22	Ohio State	(21-12)	135	NR
23	Notre Dame	(13-18)	104	NR
24	Michigan	(21-11)	84	NR
25	Missouri State	(26-4)	76	19

Others receiving votes: Texas (19-11) 72; South Dakota (30-2) 25; Florida State (24-8) 23; Iowa (23-7) 13; Arizona State (20-11) 11; North Carolina (16-14) 11; South Florida (19-13) 9; Middle Tennessee (21-9) 7; Rutgers (22-9) 7; Virginia Tech (21-9) 6; Tennessee (21-10) 4; Brigham Young (18-11) 3; Florida Gulf Coast (30-3) 3; Princeton (26-1) 3; James Madison (25-4) 2; South Dakota State (23-10) 2; LSU (20-10) 1; Tennessee-Martin (22-10) 1.

2020-21 AWARDS LIST

Preseason All-Summit League
1st Team - Keni Jo Lippe

OVERALL			FINAL 5 MIN/OT		FINAL MINUTE/OT		
#	NAME	FT-FTA	Pct.	FT-FTA	PCT.	FT-FTA	PCT
0	Tyaja Coleman						
1	Nena Taylor						
2	Tierney Coleman						
3	Corrie Anderson						
4	Hannah Giddey						
5	Manaya Jones						
10	Bo Teulings						
11	Gem Summers						
12	Camryn Hill						
14	Ariel Walker						
20	Regan Schumacher						
21	Sinetra Jones						
22	Faith Paramore						
24	Courtlyn Loudermill						
32	Addisyn Moore						
33	Keni Jo Lippe						
TEAM		0-0	.000	0-0	.000	0-0	.000

#	Name	Career GP	Season GP	Streak	Career GS	Season GS	Streak
0	Tyaja Coleman						
1	Nena Taylor						
2	Tierney Coleman						
3	Corrie Anderson						
4	Hannah Giddey						
5	Manaya Jones						
10	Bo Teulings						
11	Gem Summers						
12	Camryn Hill						
14	Ariel Walker						
20	Regan Schumacher						
21	Sinetra Jones						
22	Faith Paramore						
24	Courtlyn Loudermill						
32	Addisyn Moore						
33	Keni Jo Lippe						

THE LAST TIME...

THE LAST TIME THE ORU TEAM...

Scored 100+ points	1/28/19 vs. North Dakota State - 101 pts
Scored 90+ points	2/29/20 vs. Purdue Fort Wayne - 96 pts
Scored less than 60 points	3/9/20 vs. South Dakota - 43 pts
Scored less than 50 points	3/9/20 vs. South Dakota - 43 pts
Won by 30+ points	2/29/20 vs. Purdue Fort Wayne - 37 pts (34-for-62)
Shot 60% or better from the floor	12/5/12 vs. Evangel - 62.7% (37-for-59)
Shot less than 25% from the floor	3/9/20 vs. South Dakota - 21.4% (12-of-56)
Shot less than 35% from the floor	3/9/20 vs. South Dakota - 21.4% (12-of-56)
Shot 50% or better from beyond the arc	2/7/20 at North Dakota - 50% (6-of-12)
Shot less than 20% from beyond the arc	2/1/20 vs. SDSU - 12.5% (2-for-16)
Made 10+ three-pointers	1/16/20 at Purdue Fort Wayne - 10
Shot less than 50% from the FT line	2/2/19 vs. South Dakota State - 33.3% (1-of-3)
Had 50+ rebounds	2/27/20 vs. Western Illinois - 50
Had 20+ offensive rebounds	2/23/20 at Denver - 21
Had 20+ assists	2/23/19 at Western Illinois - 20
Had 10+ steals	2/27/20 vs. Western Illinois - 14
Had 10+ blocked shots	3/9/15 vs. South Dakota State - 12
Had 30+ turnovers	11/21/19 at Tulsa - 33
Scored 50+ points in first half	2/23/19 at Western Illinois - 55 pts
Scored 50+ points in second half	2/29/20 vs. Purdue Fort Wayne - 50 pts
Scored less than 20 points in first half	3/9/20 vs. South Dakota - 15 pts
Scored less than 20 points in second half	1/4/20 at Omaha - 17 pts
Had three or more players foul out	11/10/13 vs. Kansas - Jenni Bryan, Noora Jaervikangas, Tysia Manuel
Failed to make a three-point attempt	2/10/17 at South Dakota State
Defeated a ranked opponent	12/4/16 at No. 12 Oklahoma - 74-67
Lost to a ranked opponent	2/15/20 vs. No. 21 South Dakota - 77-73
Won a game in overtime	2/9/20 at North Dakota State - 80-76
Lost a game in overtime	1/7/17 at Western Illinois - 76-72
Won a game in double overtime	1/13/11 vs. Oakland - 80-72
Lost a game in double overtime	11/23/16 at Kansas - 64-56
Had two or more 30-point scorers	1/26/19 vs. North Dakota State - Keni Jo Lippe (34) and Maya Mayberry (31)
Had two or more 20-point scorers	1/16/20 at Purdue Fort Wayne - Keni Jo Lippe (27) and Rylie Torrey (22)
Had three or more 20-point scorers	1/23/18 vs. Central Christian - Sarah Garvie (21), Faith Ihim (26) and Rachel Skalnik (22)
Had five or more double-figure scorers	2/29/20 vs. PFW - Montserrat Brotons (14), Sarah Garvie (13), Jentry Holt (19), Keni Jo Lippe (14) and Gem Summers (10)
Had six or more double-figure scorers	2/13/20 vs. Omaha - Montserrat Brotons (10), Sarah Garvie (15), Jentry Holt (11), Keni Jo Lippe (21), Regan Schumacher (13) and Rylie Torrey (10)
Had all five starters score in double figures	2/2/13 vs. Southeastern Louisiana - Christian Key (22), Kevi Luper (19), Sarah Shelton (14), Jaci Bigham (13) and Taylor Cooper (12)
Had no players score in double figures	2/11/16 vs. South Dakota State
Had only one player score in double-figures	3/9/20 vs. South Dakota - Keni Jo Lippe (18)
Had two or more double-figure rebounders	3/8/20 vs. Western Illinois - Montserrat Brotons (10) and Keni Jo Lippe (11)
Had three or more double-figure rebounders	2/26/11 vs. Western Illinois - Jordan Pyle (12), Savanna Buck (10) and Dominique Allen (10)
Had two or more players score double-doubles	3/8/20 vs. Western Illinois - Montserrat Brotons (16/10) and Keni Jo Lippe (19/11)
Had three or more players score double-doubles	2/26/11 vs. Western Illinois - Jordan Pyle (13 pts, 12 reb), Savanna Buck (13 pts, 10 reb) and Dominique Allen (15 pts, 10 reb)

THE LAST TIME AN ORU PLAYER...

Scored 40+ points	2/9/20 at North Dakota State - Keni Jo Lippe (46)
Scored 30+ points	2/9/20 at North Dakota State - Keni Jo Lippe (46)
Scored 20+ points	2/15/20 vs. South Dakota - Katie Kirkhart (22)
Had 20+ rebounds	2/3/18 vs. Western Illinois - Faith Ihim (23)
Had 15+ rebounds	2/3/18 vs. Western Illinois - Faith Ihim (23)
Had 10+ offensive rebounds	2/4/15 at Omaha - Vicky McIntyre (10)
Had 10+ assists	2/21/18 vs. Omaha - Faith Ihim (10)
Had 10+ turnovers	11/21/19 at Tulsa - Keni Jo Lippe (13)
Had 5+ steals	2/27/20 vs. Western Illinois - Katie Kirkhart (5)
Blocked 5+ shots	12/5/19 at Utah - Montserrat Brotons (5)
Won game in final three seconds	2/8/14 vs. SE. LA. - Christian Key (81-78 @ :00)
Had a triple-double	2/21/18 vs Omaha - Faith Ihim (13pts, 12 reb, 10asts)
Had a double-double	3/9/20 vs. South Dakota - Keni Jo Lippe (18/13)
Had a 20/20 performance	2/4/15 at Omaha - Vicky McIntyre (33/24)
Had a 40/10 performance	2/9/20 at North Dakota State - Keni Jo Lippe (46/11)
Had a 30/10 performance	1/26/19 vs. North Dakota State - Keni Jo Lippe (34/12)
Had a 20/10 performance	1/26/19 vs. North Dakota State - Keni Jo Lippe (34/12)

THE LAST TIME AN ORU OPPONENT...

Scored 100+ points	11/18/19 - at Kansas State - 109 pts
Scored 90+ points	11/18/19 - at Kansas State - 109 pts
Scored less than 60 points	2/29/20 - vs. Purdue Fort Wayne - 59 pts
Scored less than 50 points	12/31/19 - Rogers State - 40 pts
Won by 30+ points	2/20/19 at Oklahoma State - 34 pts (78-44)
Shot 60% or better from the floor	2/7/13 - Northwestern State - 61.9% (26-for-42)
Shot less than 25% from the floor	12/3/18 - Central Christian - 23.2% (16-for-69)
Shot less than 35% from the floor	2/29/20 PFW - 32.8% (20-for-61)
Shot 50% or better from beyond the arc	1/16/20 - at PFW - 52.6% (10-for-19)
Shot 20% or less from beyond the arc	3/9/20 - South Dakota - 18.2% (4-for-22)
Made 10+ three-pointers	1/30/20 - vs. Denver - 11
Shot less than 50% from the FT line	11/11/19 - Wichita State - 20.0% (1-for-5)
Had 50+ rebounds	2/1/20 - vs. South Dakota State - 50
Had 20+ offensive rebounds	1/12/19 - at South Dakota State - 21
Had 20+ assists	2/1/20 - vs. South Dakota State - 20
Had 10+ steals	3/9/20 - vs. South Dakota - 10
Had 10+ blocked shots	3/9/20 - vs. South Dakota - 10
Scored 50+ points in first half	11/18/19 - at Kansas State - 63 pts
Scored 50+ points in second half	2/23/20 - at Denver - 51
Scored 20 points or less in first half	12/3/18 - vs. Central Christian - 20 pts
Scored 20 points or less in second half	12/31/19 - Rogers State - 18 pts
Failed to make a three-point attempt	12/6/14 - at Eastern Michigan
Had two or more 20-point scorers	1/23/20 - at Denver - Lauren Loven (27) & Madison Nelson (25)
Had five or more double-figure scorers	11/18/19 - at Kansas State - Jasauen Beard (11), Christianna Carr (24), Cymone Goodrich (10), Ayoke Lee (20), Rachel Ranke (16), Savannah Simmons (10), Peyton Williams (11).
Had six or more double-figure scorers	11/18/19 - at Kansas State - Jasauen Beard (11), Christianna Carr (24), Cymone Goodrich (10), Ayoke Lee (20), Rachel Ranke (16), Savannah Simmons (10), Peyton Williams (11).
Had all five starters score in double figures	1/20/19 - at Denver - Madison Nelson (20), Lauren Loven (17), Samantha Romanowski (13), Claire Gritt (11) and Courtney Smith (11)
Had no players score in double-figures	1/11/20 - North Dakota
Had only one player score in double figures	11/30/19 - Sam Houston St. - Faith Cook (10)
Had two or more double-figure rebounders	11/18/19 - at Kansas State - Ayoka Lee (11) and Peyton Williams (13)
Had two or more players score double-doubles	11/10/13 - Kansas - Chelsea Gardner (24 pts, 13 reb) and Asia Boyd (17 pts, 10 reb)

THE LAST TIME AN OPPOSING PLAYER...

Scored 30+ points	11/17/18 - Tulsa - Alexis Gaulden (30)
Scored 20+ points	3/8/20 - vs. Western Illinois - Olivia Kaufmann (23)
Had 20+ rebounds	12/20/19 - at Oklahoma State - Natasha Mack (23)
Had 15+ rebounds	12/20/19 - at Oklahoma State - Natasha Mack (23)
Had 10+ offensive rebounds	2/19/11 - Centenary - Anne Farrell (10)
Had 10+ assists	12/17/15 - Baylor - Niya Johnson (18)
Had 5+ steals	2/27/20 - vs. Western Illinois - Olivia Kaufmann (5)
Blocked 5+ shots	3/9/20 - vs. South Dakota - Hannah Sjerven (7)
Won a game in the final three seconds	1/26/13 - McNeese State - Arianna James (71-72 @ 0:00)
Had a triple-double	12/16/09 - Baylor - Britney Griner (34 pts, 13 reb, 11 blk)
Had a double-double	3/9/20 - vs. South Dakota - Hannah Sjerven (15/13)
Had a 20/20 performance	12/20/19 - at Oklahoma State - Natasha Mack (20/23)
Had a 20/10 performance	2/19/15 - Western Illinois - Ashley Luke (22pts, 14reb)

THE LAST TIME ORU AND THEIR OPPONENT...

Combined for four 20-point scorers	1/16/20 at Purdue Fort Wayne - Keni Jo Lippe, ORU (27) and Riley Torrey, ORU (23) Anna Lappenkuper, PFW (23) and Riley Ott, PFW (22)
Teams Combined for 10 double-figure scorers	1/20/19 at Denver - Rylie Torrey, ORU (20), Maya Mayberry, ORU (19), Jordan Gilbert, ORU (12), Keni Jo Lippe, ORU (10), Madison Nelson, DU (20), Lauren Loven, DU (17), Samantha Romanowski, DU (13), Claire Gritt, DU (11), Courtney Smith, DU (11) and Tsimba Malonga, DU (10).

* indicates postseason game



#0 Tyaija COLEMAN

GUARD • Freshman • 5-9
Arlington, Texas • Trinity Christian

2020-21 STATISTICS

GP	GS	PPG	RPG	APG	SPG	BPG

MPG	FG%	3FG%	FT%

PERSONAL

Daughter of Michael Fairley and Latasha Coleman-Fairley ... Chose ORU because it had a home-like feeling and she felt surrounded by positivity and wonderful people Expected to major in engineering.

NOTES

HIGH SCHOOL

Won the 2019 state championship ... Two-time all-state selection ... Scored more than 200 points ... Was recruited by Nicholls State and Texas State.

COLEMAN'S 2020-21 GAME-BY-GAME STATS

MIN FG 3FG FT O-D-R PF A TO B S PTS

N25 at No. 14 Arkansas

COLEMAN'S SINGLE-GAME SUPERLATIVES

SEASON

POINTS	-
FG MADE	-
3FG MADE	-
FT MADE	-
REBOUNDS	-
ASSISTS	-
BLOCKS	-
STEALS	-
MINUTES	-

THE COLEMAN PROFILE

CAREER HIGHS

Points	-
FG Made	-
3-Pointers Made	-
Free Throws Made	-
Rebounds	-
Assists	-
Blocks	-
Steals	-
Minutes	-

MISCELLANEOUS STATS

Leading Scorer	--
10+ Points	--
20+ Points	--
Leading Rebounder	--
10+ Rebounds	--
Assists Leader	--
Double-Doubles	--

COLEMAN'S CAREER STATS

GP GS FG FGA Pct 3FG 3PA Pct FT FTA Pct Off Def Tot Avg PF FO A TO Blk Stl Pts Avg

2020-21

CAREER



#1 Nena TAYLOR

GUARD • Sophomore • 5-8
Parsons, Kan. • Parsons HS

2020-21 STATISTICS

GP	GS	PPG	RPG	APG	SPG	BPG

MPG	FG%	3FG%	FT%

PERSONAL

Daughter of Fena and Lashawn Taylor ... Chose ORU because she loved the energy from the coaching staff and players when she got on campus ... Expected to major in education.

NOTES

FRESHMAN (2019-20): Competed in a total of 174 minutes as a freshman averaging 10.9 minutes per game ... Saw action in 16 games and recorded 4.3 points per game ... Scored in double-digits against North Dakota and North Dakota State with a career high 16 against the Fighting Hawks.

HIGH SCHOOL

Made the All-State First Team her senior year as well as First Team All-Section and All-State All-Class ... Scored 1,331 points and grabbed 565 rebounds ... Totaled 103 assists and 218 steals ... Multi-sport athlete, was a three-time track and volleyball letter winner ... Awarded the silver and gold award in Girl Scouts and has lettered academically.

TAYLOR'S 2020-21 GAME-BY-GAME STATS

	MIN	FG	3FG	FT	O-D-R	PF	A	TO	B	S	PTS
N25 at No. 14 Arkansas											

TAYLOR'S SINGLE-GAME SUPERLATIVES

	SEASON
POINTS	-
FG MADE	-
3FG MADE	-
FT MADE	-
REBOUNDS	-
ASSISTS	-
BLOCKS	-
STEALS	-
MINUTES	-

THE TAYLOR PROFILE

CAREER HIGHS

Points	16 vs. UND (1/11/20)
FG Made	5 vs. UND (1/11/20)
3-Pointers Made	2 (2x) vs. UND (1/11/20)
Free Throws Made	4 vs. UND (1/11/20)
Rebounds	7 at PFW (1/16/20)
Assists	2 vs. Central Christian (11/5/19)
Blocks	1 (2x) at OSU (12/20/19)
Steals	3 at Omaha (1/4/20)
Minutes	24 vs. UND (1/11/20)

MISCELLANEOUS STATS

Leading Scorer	1
10+ Points	2
20+ Points	--
Leading Rebounder	--
10+ Rebounds	--
Assists Leader	--
Double-Doubles	--

TAYLOR'S CAREER STATS

	GP	GS	FG	FGA	Pct	3FG	3PA	Pct	FT	FTA	Pct	Off	Def	Tot	Avg	PF	FO	A	TO	Blk	Stl	Pts	Avg
2019-20	16	0	22	56	.393	7	25	.280	17	26	.654	10	22	32	2.0	19	0	7	25	2	12	68	4.3
2020-21																							
CAREER	16	0	22	56	.393	7	25	.280	17	26	.654	10	22	32	2.0	19	0	7	25	2	12	68	4.3



#2 Tierney COLEMAN

GUARD • Freshman • 5-9
Arlington, Texas • Trinity Christian

2020-21 STATISTICS

GP	GS	PPG	RPG	APG	SPG	BPG

MPG	FG%	3FG%	FT%

PERSONAL

Daughter of Michael Fairley and Latasha Coleman-Fairley ... Chose ORU because of the coaching staff wanted her to be a part of the family.... Expected to major in nursing.

NOTES

High School

Three-time offensive MVP ... Newcomer of the Year ... Three-time all-tournament team ... First team all-state ... Eclipsed 935 career points ... 2019 state champion ... Team went 25-3 in 2019.

COLEMAN'S 2020-21 GAME-BY-GAME STATS

MIN FG 3FG FT O-D-R PF A TO B S PTS

N25 at No. 14 Arkansas

COLEMAN'S SINGLE-GAME SUPERLATIVES

SEASON

POINTS	-
FG MADE	-
3FG MADE	-
FT MADE	-
REBOUNDS	-
ASSISTS	-
BLOCKS	-
STEALS	-
MINUTES	-

THE COLEMAN PROFILE

CAREER HIGHS

Points	-
FG Made	-
3-Pointers Made	-
Free Throws Made	-
Rebounds	-
Assists	-
Blocks	-
Steals	-
Minutes	-

MISCELLANEOUS STATS

Leading Scorer	--
10+ Points	--
20+ Points	--
Leading Rebounder	--
10+ Rebounds	--
Assists Leader	--
Double-Doubles	--

COLEMAN'S CAREER STATS

GP	GS	FG	FGA	Pct	3FG	FGA	Pct	FT	FTA	Pct	Off	Def	Tot	Avg	PF	FO	A	TO	Blk	Stl	Pts	Avg
2020-21																						
CAREER																						



#3 Corrie ANDERSON

GUARD • Freshman • 5-8
Colorado Springs, Colo. • CS Christian

2020-21 STATISTICS

GP	GS	PPG	RPG	APG	SPG	BPG

MPG	FG%	3FG%	FT%

PERSONAL

Daughter of Phil and Tiffany Anderson ... Dad played collegiate basketball at Howard Payne University ... Chose ORU because a lot of her family has attended and she loves the campus Expected to major in business.

NOTES

HIGH SCHOOL

Three-time state runner-up, three-time district champion and three-time regional champion under coaches Mark Engesser and Cayla Fitzgerald in class 3A ... Was named team captain, All-State and First Team All-Conference.

ANDERSON'S 2020-21 GAME-BY-GAME STATS

MIN FG 3FG FT O-D-R PF A TO B S PTS

N25 at No. 14 Arkansas

ANDERSON'S SINGLE-GAME SUPERLATIVES

SEASON

POINTS	-
FG MADE	-
3FG MADE	-
FT MADE	-
REBOUNDS	-
ASSISTS	-
BLOCKS	-
STEALS	-
MINUTES	-

THE ANDERSON PROFILE

CAREER HIGHS

Points	-
FG Made	-
3-Pointers Made	-
Free Throws Made	-
Rebounds	-
Assists	-
Blocks	-
Steals	-
Minutes	-

MISCELLANEOUS STATS

Leading Scorer	--
10+ Points	--
20+ Points	--
Leading Rebounder	--
10+ Rebounds	--
Assists Leader	--
Double-Doubles	--

ANDERSON'S CAREER STATS

GP	GS	FG	FGA	Pct	3FG	3PA	Pct	FT	FTA	Pct	Off	Def	Tot	Avg	PF	FO	A	TO	Blk	Stl	Pts	Avg
2020-21																						
CAREER																						



#4 Hannah GIDDEY

FORWARD • Freshman • 6-1
Melbourne, Victoria, Au. • Albert Park

2020-21 STATISTICS

GP	GS	PPG	RPG	APG	SPG	BPG

MPG	FG%	3FG%	FT%

PERSONAL

Daughter of Warrick and Kim Giddey ... Both parents played professional basketball in the NBL and WNBL in Australia ... Chose ORU because she felt she could develop and grow her game from the experienced coaching staff and was attracted to the academic reputation of ORU ... Expected to major in education.

NOTES

HIGH SCHOOL

Led her league in Victoria, Australia, with 12.5 rebounds per game ... Recorded a total of 72 blocks.

GIDDEY'S 2020-21 GAME-BY-GAME STATS

MIN FG 3FG FT O-D-R PF A TO B S PTS

N25 at No. 14 Arkansas

GIDDEY'S SINGLE-GAME SUPERLATIVES

SEASON

POINTS	-
FG MADE	-
3FG MADE	-
FT MADE	-
REBOUNDS	-
ASSISTS	-
BLOCKS	-
STEALS	-
MINUTES	-

THE GIDDEY PROFILE

CAREER HIGHS

Points	-
FG Made	-
3-Pointers Made	-
Free Throws Made	-
Rebounds	-
Assists	-
Blocks	-
Steals	-
Minutes	-

MISCELLANEOUS STATS

Leading Scorer	--
10+ Points	--
20+ Points	--
Leading Rebounder	--
10+ Rebounds	--
Assists Leader	--
Double-Doubles	--

GIDDEY'S CAREER STATS

GP	GS	FG	FGA	Pct	3FG	FGA	Pct	FT	FTA	Pct	Off	Def	Tot	Avg	PF	FO	A	TO	Blk	Stl	Pts	Avg
2020-21																						
CAREER																						



#5 Manaya JONES

CENTER • R-Senior • 6-4
Memphis, Tenn. • Grand Canyon

2020-21 STATISTICS

GP	GS	PPG	RPG	APG	SPG	BPG

MPG	FG%	3FG%	FT%

PERSONAL

Daughter of Anthony Jones who played for ORU in 1990-91 ... Her sister Sinetra Jones also joined ORU in Spring 2020 ... Expected to major in sports management.

NOTES

Previous School

Appeared in one game as a junior at GCU ... Transferred to GCU from Memphis where she played in three games as a redshirt sophomore ... Before Memphis she played at Old Dominion and played in 28 games and made 12 starts as true freshman ... Finished shooting 46.5 percent from the field ... Ranked in the Top 100 by ESPNW out of high school ... Named to the Class AA All-State in Tennessee as a junior.

JONES' 2020-21 GAME-BY-GAME STATS

MIN FG 3FG FT O-DR PF A TO B S PTS

N25 at No. 14 Arkansas

JONES' SINGLE-GAME SUPERLATIVES

SEASON

POINTS	-
FG MADE	-
3FG MADE	-
FT MADE	-
REBOUNDS	-
ASSISTS	-
BLOCKS	-
STEALS	-
MINUTES	-

THE JONES PROFILE

CAREER HIGHS

Points	-
FG Made	-
3-Pointers Made	-
Free Throws Made	-
Rebounds	-
Assists	-
Blocks	-
Steals	-
Minutes	-

MISCELLANEOUS STATS

Leading Scorer	--
10+ Points	--
20+ Points	--
Leading Rebounder	--
10+ Rebounds	--
Assists Leader	--
Double-Doubles	--

JONES' CAREER STATS

	GP	GS	FG	FGA	Pct	3FG	FGA	Pct	FT	FTA	Pct	Off	Def	Tot	Avg	PF	FO	A	TO	Blk	Stl	Pts	Avg
2020-21																							
CAREER																							



#10 Bo TEULINGS

FORWARD • Sophomore • 6-0
S-Hertogenbosch, Netherlands • Maurick Vught

2020-21 STATISTICS

GP	GS	PPG	RPG	APG	SPG	BPG

MPG	FG%	3FG%	FT%

PERSONAL

Daughter of Ineke Klerks and Maryn Teulings ... Dad played basketball in the Dutch Youth League ... Chose ORU because she loved the energy from the coaching staff ... Likes to watch sports and play guitar ... Favorite pro team is the 1986-87 Detroit Pistons ... Plans to major in psychology.

NOTES

Previous School

Won a national championship with her club team and was a three-time national runner-up ... Was a seven-time selection to the Dutch National Team draft ... Named to the All-Star Team and was the International Tournament MVP in Luxembourg.

TEULINGS' 2020-21 GAME-BY-GAME STATS

MIN FG 3FG FT O-DR PF A TO B S PTS

N25 at No. 14 Arkansas

TEULINGS' SINGLE-GAME SUPERLATIVES

SEASON	THE TEULINGS PROFILE
POINTS	CAREER HIGHS
FG MADE	Points
3FG MADE	FG Made
FT MADE	3-Pointers Made
REBOUNDS	Free Throws Made
ASSISTS	Rebounds
BLOCKS	Assists
STEALS	Blocks
MINUTES	Steals
	Minutes

MISCELLANEOUS STATS

Leading Scorer	--
10+ Points	--
20+ Points	--
Leading Rebounder	--
10+ Rebounds	--
Assists Leader	--
Double-Doubles	--

TEULINGS' CAREER STATS

GP	GS	FG	FGA	Pct	3FG	FGA	Pct	FT	FTA	Pct	Off	Def	Tot	Avg	PF	FO	A	TO	Blk	Stl	Pts	Avg
2020-21																						
CAREER																						



#11 Gem SUMMERS

GUARD • Sophomore • 5-9
Tulsa, Okla. • Victory Christian

2020-21 STATISTICS

GP	GS	PPG	RPG	APG	SPG	BPG

MPG	FG%	3FG%	FT%

PERSONAL

Daughter of Jimmy and Mary Summers ... Chose ORU because of the school and it's cultured ... Expected to major in biology.

NOTES

FRESHMAN (2019-20): Played in 17 games as a freshman with 7.2 minutes per game ... Had a 43.6 percent shooting average and 83.3 free-throw average ... Averaged 3.5 points per game.

HIGH SCHOOL

Second team selection during the 2019 State Tournament ... Named 2018 Catoosa and Oologah Tournament Champions MVP ... Was the 2019 Tournament of Champions leading scorer and is the 14th female in Tournament of Champions history to score 30-plus points in one game ... A dual sport athlete competing in basketball and volleyball ... Selected to the 2017 and 2018 All-State Volleyball Team.

SUMMERS' 2020-21 GAME-BY-GAME STATS

MIN FG 3FG FT O-DR PF A TO B S PTS

N25 at No. 14 Arkansas

SUMMERS' SINGLE-GAME SUPERLATIVES

	SEASON
POINTS	-
FG MADE	-
3FG MADE	-
FT MADE	-
REBOUNDS	-
ASSISTS	-
BLOCKS	-
STEALS	-
MINUTES	-

THE SUMMERS PROFILE

CAREER HIGHS

Points	12 at Denver (2/23/20)
FG Made	5 at Arkansas (11/14/19)
3-Pointers Made	1 at Denver (2/23/20)
Free Throws Made	7 at Denver (2/23/20)
Rebounds	5 vs. Cent. Christian (11/5/19)
Assists	2 vs. SDSU (2/1/20)
Blocks	1 (5x) vs. WIU (2/27/20)
Steals	2 at Arkansas (11/14/19)
Minutes	17 at Denver (2/23/20)

MISCELLANEOUS STATS

Leading Scorer	--
10+ Points	3
20+ Points	--
Leading Rebounder	--
10+ Rebounds	--
Assists Leader	--
Double-Doubles	--

SUMMERS' CAREER STATS

	GP	GS	FG	FGA	Pct	3FG	FGA	Pct	FT	FTA	Pct	Off	Def	Tot	Avg	PF	FO	A	TO	Blk	Stl	Pts	Avg
2019-20	17	0	17	39	.436	1	8	.125	25	30	.833	11	8	19	1.1	10	0	7	7	4	7	60	3.5
2020-21																							
CAREER	17	0	17	39	.436	1	8	.125	25	30	.833	11	8	19	1.1	10	0	7	7	4	7	60	3.5



#12 Camryn HILL

GUARD • Freshman • 5-11
Dallas, Texas • South Grand Prairie

2020-21 STATISTICS

GP	GS	PPG	RPG	APG	SPG	BPG

MPG	FG%	3FG%	FT%

PERSONAL

Daughter of Bryant and Bridgette Hill ... Chose ORU because it felt like home.

NOTES

HIGH SCHOOL

Was named Second Team All-District in 2018 ... Awarded First Team in 2019 ... Team made it to the regional finals in 2017 and 2019 ... Averages 14.7 points per game and 10 rebounds ... Chose ORU because it felt like home.

HILL'S 2020-21 GAME-BY-GAME STATS

	MIN	FG	3FG	FT	O-D-R	PF	A	TO	B	S	PTS
N25 at No. 14 Arkansas											

HILL'S SINGLE-GAME SUPERLATIVES

SEASON		THE HILL PROFILE		
POINTS	-	CAREER HIGHS		
FG MADE	-			
3FG MADE	-		Points	-
FT MADE	-		FG Made	-
REBOUNDS	-		3-Pointers Made	-
ASSISTS	-		Free Throws Made	-
BLOCKS	-		Rebounds	-
STEALS	-		Assists	-
MINUTES	-		Blocks	-
			Steals	-
		Minutes	-	

MISCELLANEOUS STATS

Leading Scorer	--
10+ Points	--
20+ Points	--
Leading Rebounder	--
10+ Rebounds	--
Assists Leader	--
Double-Doubles	--

HILL'S CAREER STATS

	GP	GS	FG	FGA	Pct	3FG	FGA	Pct	FT	FTA	Pct	Off	Def	Tot	Avg	PF	FO	A	TO	Blk	Stl	Pts	Avg
2020-21																							
CAREER																							



#14 Ariel WALKER

GUARD • Junior • 5-5
Ozark, Ark. • Allen CC/Ozark HS

2020-21 STATISTICS

GP	GS	PPG	RPG	APG	SPG	BPG

MPG	FG%	3FG%	FT%

PERSONAL

Daughter of Bobby Walker and Shanika Baker ... Chose ORU because it's a great school and she loved everything it has to offer ... Expected to major in communications.

NOTES

Previous School

Recorded 831 points in two seasons at the junior college level ... Averaged 16.3 points per game with a 36.6 shooting percentage ... Recorded 23 starts in 26 games ... Had a 30.4 three-point percentage ... Was All-KJCC Honorable Mention, Second Team All-Conference ... Named Freshman of the Year ... In high school, she was named All-State three times ... A multi-sport athlete in track and field and won the state championship in the 4-by-4 meter relay.

WALKER'S 2020-21 GAME-BY-GAME STATS

	MIN	FG	3FG	FT	O-D-R	PF	A	TO	B	S	PTS
--	-----	----	-----	----	-------	----	---	----	---	---	-----

N25 at No. 14 Arkansas

WALKER'S SINGLE-GAME SUPERLATIVES

SEASON	THE WALKER PROFILE
POINTS	-
FG MADE	-
3FG MADE	-
FT MADE	-
REBOUNDS	-
ASSISTS	-
BLOCKS	-
STEALS	-
MINUTES	-
	CAREER HIGHS
	Points
	FG Made
	3-Pointers Made
	Free Throws Made
	Rebounds
	Assists
	Blocks
	Steals
	Minutes
	MISCELLANEOUS STATS
	Leading Scorer
	10+ Points
	20+ Points
	Leading Rebounder
	10+ Rebounds
	Assists Leader
	Double-Doubles

WALKER'S CAREER STATS

	GP	GS	FG	FGA	Pct	3FG	FGA	Pct	FT	FTA	Pct	Off	Def	Tot	Avg	PF	FO	A	TO	Blk	Stl	Pts	Avg
--	----	----	----	-----	-----	-----	-----	-----	----	-----	-----	-----	-----	-----	-----	----	----	---	----	-----	-----	-----	-----

2020-21
CAREER



#20 Megan SCHUMACHER

CENTER • Senior • 6-1
Olathe, Kan. • Olathe East HS

2020-21 STATISTICS

GP	GS	PPG	RPG	APG	SPG	BPG

MPG	FG%	3FG%	FT%

PERSONAL

Daughter of Scott Schumacher and Keri Gruber ... Her favorite athlete(s) are Carl Hall, Ron Baker and Fred Van Vleet ... She plans to major in communications ... Was also recruited by Pittsburg State, Colorado School of Mines, Air Force, Truman State and Denver.

NOTES

JUNIOR (2019-20)

Led the team with a 48.1 shooting average in 30 games played ... Averaged 16.4 minutes per game along with four points ... Recorded 119 points with three double-digit games ... Scored a career high 13 points at home against Omaha along with a double-double ... Grabbed 156 rebounds with five double-digit rebounding efforts.

SOPHOMORE (2018-19)

Made six started in her 31 games played as a sophomore ... Averaged 4.5 points per game and 20.9 minutes ... Shot 60.4 percent from the field ... Had three double-digits outings ... Recorded her first career double-double on the road at North Dakota State with 12 a career high 12 points and 10 rebounds ... Played a career high 33 minutes against Western Illinois.

FRESHMAN (2017-18)

In her freshman season, she appeared in 27 games and averaged 10.4 minutes per game ... Recorded a career high seven points against Oklahoma Panhandle State ... Had a career high 10 rebounds against Alcorn State ... Had a 44.7 overall shooting percentage for the season.

High School

Regan Schumacher played high school basketball at Olathe East High School under Head Coach Clint Evans. She averaged eight points and six rebounds per game. She was second in field-goal percentage with 47 percent and was also second in steals and blocks. She led her team in rebounding.

SCHUMACHER'S 2019-20 GAME-BY-GAME STATS

MIN FG 3FG FT O-D-R PF A TO B S PTS

N25 at No. 14 Arkansas

SCHUMACHER'S SINGLE-GAME SUPERLATIVES

SEASON

POINTS	-
FG MADE	-
3FG MADE	-
FT MADE	-
REBOUNDS	-
ASSISTS	-
BLOCKS	-
STEALS	-
MINUTES	-

THE SCHUMACHER PROFILE

CAREER HIGHS

Points	13 vs. Omaha (2/13/20)
FG Made	6 vs. Omaha (2/13/20)
3-Pointers Made	-
Free Throws Made	4 (2x) at Denver (2/23/20)
Rebounds	11 (2x) at Denver (2/23/20)
Assists	3 vs. UND (1/11/20)
Blocks	4 vs. UND (1/11/20)
Steals	4 vs. WIU (1/5/19)
Minutes	33 vs. WIU (1/5/19)

MISCELLANEOUS STATS

Leading Scorer	--
10+ Points	5
20+ Points	--
Leading Rebounder	16
10+ Rebounds	7
Assists Leader	2
Double-Doubles	2

SCHUMACHER'S CAREER STATS

	GP	GS	FG	FGA	Pct	3FG	FGA	Pct	FT	FTA	Pct	Off	Def	Tot	Avg	PF	FO	A	TO	Blk	Stl	Pts	Avg
2017-18	27	0	21	47	.447	0	0	.000	9	22	.409	18	43	61	2.3	21	0	6	14	6	9	51	1.9
2018-19	31	6	58	96	.604	0	0	.000	22	41	.537	65	88	153	4.9	64	0	21	15	17	33	138	4.5
2019-20	29	0	50	104	.481	0	0	.000	17	37	.459	59	94	153	5.3	48	0	16	20	14	8	117	4.0
2020-21																							
CAREER	87	6	129	247	.522	0	0	.000	48	100	.480	142	225	367	4.2	133	0	43	49	37	50	306	3.5



#21 Sinetra JONES

CENTER • Sophomore • 6-5
Memphis, Tenn. • Dyersburg CC

2020-21 STATISTICS

GP	GS	PPG	RPG	APG	SPG	BPG
-	-	-	-	-	-	-

MPG	FG%	3FG%	FT%
-	-	-	-

PERSONAL

Daughter of Anthony Jones who played for ORU in 1990-91 ... Her sister Manaya Jones also joined ORU in Spring 2020 ... Chose ORU because it felt right and liked the coaching staff ... Is currently undecided on a major.

NOTES

PREVIOUS SCHOOL

Averaged 6.6 points per game along with a 46.6 shooting percentage ... Made 26 starts in her 32 games played ... Led the TCCAA in total rebounds with 436 and 13.6 per game ... Was a conference leader in blocks with a total of 277.

JONES' 2020-21 GAME-BY-GAME STATS

MIN FG 3FG FT O-D-R PF A TO B S PTS

N25 at No. 14 Arkansas

JONES' SINGLE-GAME SUPERLATIVES

SEASON	THE JONES PROFILE
POINTS	-
FG MADE	-
3FG MADE	-
FT MADE	-
REBOUNDS	-
ASSISTS	-
BLOCKS	-
STEALS	-
MINUTES	-

MISCELLANEOUS STATS

Leading Scorer	--
10+ Points	--
20+ Points	--
Leading Rebounder	--
10+ Rebounds	--
Assists Leader	--
Double-Doubles	--

JONES' CAREER STATS

	GP	GS	FG	FGA	Pct	3FG	3PA	Pct	FT	FTA	Pct	Off	Def	Tot	Avg	PF	FO	A	TO	Blk	Stl	Pts	Avg
2020-21	-	-	-	-	-	-	-	-	-	-	-	-	-	-	-	-	-	-	-	-	-	-	-
CAREER	-	-	-	-	-	-	-	-	-	-	-	-	-	-	-	-	-	-	-	-	-	-	-



#22 Faith PARAMORE

FORWARD • Freshman • 5-11
Haven, Kan. • Haven HS

2020-21 STATISTICS

GP	GS	PPG	RPG	APG	SPG	BPG
-	-	-	-	-	-	-

MPG	FG%	3FG%	FT%
-	-	-	-

PERSONAL

Daughter of Lonnie and Tricia Paramore ... Chose ORU because she thought the campus and coaches were incredible ... Expected to major in psychology.

NOTES

HIGH SCHOOL

A multi-sport athlete in basketball, track and volleyball ... Was a unanimous choice to the All-league first team ... The second player to have recorded 1,000-plus career points at her school ... The first girls basketball player to have signed to play Division I athletics from Haven High School.

PARAMORE'S 2020-21 GAME-BY-GAME STATS

MIN FG 3FG FT O-D-R PF A TO B S PTS

N25 at No. 14 Arkansas

PARAMORE'S SINGLE-GAME SUPERLATIVES

SEASON	THE PARAMORE PROFILE
POINTS	-
FG MADE	-
3FG MADE	-
FT MADE	-
REBOUNDS	-
ASSISTS	-
BLOCKS	-
STEALS	-
MINUTES	-
CAREER HIGHS	
Points	--
FG Made	--
3-Pointers Made	--
Free Throws Made	--
Rebounds	--
Assists	--
Blocks	--
Steals	--
Minutes	--
MISCELLANEOUS STATS	
Leading Scorer	--
10+ Points	--
20+ Points	--
Leading Rebounder	--
10+ Rebounds	--
Assists Leader	--
Double-Doubles	--

PARAMORE'S CAREER STATS

	GP	GS	FG	FGA	Pct	3FG	3PA	Pct	FT	FTA	Pct	Off	Def	Tot	Avg	PF	FO	A	TO	Blk	Stl	Pts	Avg
2020-21	-	-	-	-	-	-	-	-	-	-	-	-	-	-	-	-	-	-	-	-	-	-	-
CAREER	-	-	-	-	-	-	-	-	-	-	-	-	-	-	-	-	-	-	-	-	-	-	-



#24 Courtlyn LOUDERMILL

GUARD • Freshman • 5-7
Kileen, Texas • Hebron HS

2020-21 STATISTICS

GP	GS	PPG	RPG	APG	SPG	BPG
-	-	-	-	-	-	-

MPG	FG%	3FG%	FT%
-	-	-	-

PERSONAL

Daughter of Rashida Loudermill ... Chose ORU because it felt like it was a great match for her on an academic and skills level ... Expected to major in kinesiology.

NOTES

HIGH SCHOOL

Recorded a game high 32 points during her senior season ... Named Defensive Player of the Year and All-District First Team and Second Team in class 6A ... Earned Academic All-District.

LOUDERMILL'S 2020-21 GAME-BY-GAME STATS

MIN FG 3FG FT O-D-R PF A TO B S PTS

N25 at No. 14 Arkansas

LOUDERMILL'S SINGLE-GAME SUPERLATIVES

	SEASON	THE LOUDERMILL PROFILE	
POINTS	-	CAREER HIGHS	
FG MADE	-		
3FG MADE	-		
FT MADE	-		
REBOUNDS	-		
ASSISTS	-		
BLOCKS	-		
STEALS	-		
MINUTES	-		
		FG Made	--
		3-Pointers Made	--
		Free Throws Made	--
		Rebounds	--
		Assists	--
		Blocks	--
		Steals	--
		Minutes	--

MISCELLANEOUS STATS

Leading Scorer	--
10+ Points	--
20+ Points	--
Leading Rebounder	--
10+ Rebounds	--
Assists Leader	--
Double-Doubles	--

LOUDERMILL'S CAREER STATS

	GP	GS	FG	FGA	Pct	3FG	3PA	Pct	FT	FTA	Pct	Off	Def	Tot	Avg	PF	FO	A	TO	Blk	Stl	Pts	Avg
2020-21	-	-	-	-	-	-	-	-	-	-	-	-	-	-	-	-	-	-	-	-	-	-	-
CAREER	-	-	-	-	-	-	-	-	-	-	-	-	-	-	-	-	-	-	-	-	-	-	-



#32 Addisyn MOORE

FORWARD • Freshman • 6-0
Dallas, Texas • Trinity Christian

2020-21 STATISTICS

GP	GS	PPG	RPG	APG	SPG	BPG
-	-	-	-	-	-	-

MPG	FG%	3FG%	FT%
-	-	-	-

PERSONAL

Daughter of Noayea Walls ... Chose ORU because it felt like home and she fell in love with the coaching staff ... Expected to major in engineering.

NOTES

HIGH SCHOOL

Won school's first state championship in 2019 ... Made the 2019 All-state first team.

MOORE'S 2020-21 GAME-BY-GAME STATS

MIN FG 3FG FT O-D-R PF A TO B S PTS

N25 at No. 14 Arkansas

MOORE'S SINGLE-GAME SUPERLATIVES

SEASON	THE MOORE PROFILE
POINTS	
FG MADE	CAREER HIGHS
3FG MADE	Points --
FT MADE	FG Made --
REBOUNDS	3-Pointers Made --
ASSISTS	Free Throws Made --
BLOCKS	Rebounds --
STEALS	Assists --
MINUTES	Blocks --
	Steals --
	Minutes --

MISCELLANEOUS STATS

Leading Scorer	--
10+ Points	--
20+ Points	--
Leading Rebounder	--
10+ Rebounds	--
Assists Leader	--
Double-Doubles	--

MOORE'S CAREER STATS

	GP	GS	FG	FGA	Pct	3FG	3PA	Pct	FT	FTA	Pct	Off	Def	Tot	Avg	PF	FO	A	TO	Blk	Stl	Pts	Avg
2020-21	-	-	-	-	-	-	-	-	-	-	-	-	-	-	-	-	-	-	-	-	-	-	-
CAREER																							



#33 Keni Jo LIPPE

GUARD • Senior • 5-9
Adair, Okla. • Adair HS

2020-21 STATISTICS

GP	GS	PPG	RPG	APG	SPG	BPG

MPG	FG%	3FG%	FT%

PERSONAL

Daughter of Mark and Cristi Lippe ... Favorite pro team is the Los Angeles Lakers and favorite pro athlete is Kobe Bryant ... Majors in pre-dentistry at ORU ... Was recruited by Tulsa, Arkansas, Denver, Abilene Christian, Northeastern State and Pittsburg State.

NOTES

JUNIOR (2019-20)

Named to the All-Summit League First Team for her efforts during the season ... Recorded the ORU and Summit League single-game points record at North Dakota State with 46 ... Had 12 20-plus point outings ... Scored 575 points during the season which made her the 21st member of the 1,000-point club in the ORU record book ... Averaged 18.5 points per game and eight rebounds in 32.2 minutes per game ... Tallied eight double-doubles during the season.

SOPHOMORE (2018-19)

Made 21 starts in her 31 games played as a sophomore ... Tallied a career high 34 points at home against North Dakota State going 10-for-16 from the field ... Recorded her second career double-double against NDSU with a season high 12 rebounds ... Earned her first Summit League Player of the Week honor on January 28 ... Shot 38.8 percent on the season and 37.6 percent from long range ... Finished the season fourth in the Summit League standings in free throw percentage.

FRESHMAN (2017-18)

Appeared in all 30 games in her debut season with 16 starts ... Had nine double-digit games and scored a career high 22 points at South Dakota State ... Recorded her first career double-double at home against Central Christian College ... Averaged 22.8 minutes, 8.2 points and 3.5 rebounds per game ... Had a 38.7 overall shooting percentage and a 82.5 free-throw percentage ... Scored 246 points overall in her freshman season and played 684 minutes.

High School

Keni Jo Lippe scored 1,676 career points and 588 career rebounds at Adair High School. She was nominated to the State Tournament first team her freshman through junior years. She was a Vype top-100 nominee as well as an elite eight nominee. She was a two-sport athlete and competed in cross country and track along with basketball. She was back-to-back state semi-finalist 2014-15 and 2015-16.

LIPPE'S CAREER STATS

	GP	GS	FG	FGA	Pct	3FG	FGA	Pct	FT	FTA	Pct	Off	Def	Tot	Avg	PF	FO	A	TO	Blk	Stl	Pts	Avg
2017-18	30	16	69	180	.383	30	89	.337	64	78	.821	24	79	103	3.4	44	0	44	41	2	16	232	7.7
2018-19	21	21	111	286	.388	59	157	.376	131	155	.845	44	117	161	5.2	85	4	60	74	3	22	412	13.3
2019-20	30	29	164	421	.390	42	140	.300	187	231	.810	47	189	236	7.9	73	2	77	103	3	47	557	18.6
2020-21																							
CAREER	91	66	350	901	.388	131	392	.334	384	466	.824	117	385	502	5.5	204	6	182	218	9	87	1215	13.4

LIPPE'S 2020-21 GAME-BY-GAME STATS

	MIN	FG	3FG	FT	O-D-R	PF	A	TO	B	S	PTS
N25 at No. 14 Arkansas											

LIPPE'S SINGLE-GAME SUPERLATIVES

	SEASON
POINTS	-
FG MADE	-
3FG MADE	-
FT MADE	-
REBOUNDS	-
ASSISTS	-
BLOCKS	-
STEALS	-
MINUTES	-

THE LIPPE PROFILE

CAREER HIGHS

Points	46 at NDSU (2/9/20)
FG Made	17 at NDSU (2/9/20)
3-Pointers Made	6 vs. NDSU (1/26/19)
Free Throws Made	13 at PFW (1/16/20)
Rebounds	14 vs. Cent. Christ. (1/23/18)
Assists	6 (2x) vs. Omaha (2/13/20)
Blocks	1 (8x) vs. UND (1/11/20)
Steals	5 vs. Houston Baptist (11/23/19)
Minutes	40 (2x) vs. USD (2/15/20)

MISCELLANEOUS STATS

Leading Scorer	27
10+ Points	52
20+ Points	20
Leading Rebounder	28
10+ Rebounds	9
Assists Leader	22
Double-Doubles	9



2019-20 ORAL ROBERTS WOMEN'S BASKETBALL SEASON/CAREER SPLIT



2019-20 Oral Roberts Women's Basketball
Season/Career Statistics
All games

Page 1/1
as of Nov 19, 2020

Summary

Player	Season Statistics										Career Statistics									
	GP-GS	MIN/G	FG%	3FG%	FT%	R/G	A/G	STL	BLK	PTS/G	GP-GS	MIN/G	FG%	3FG%	FT%	R/G	A/G	STL	BLK	PTS/G
BROTONS, Montserrat	31-31	25.7	.460	.000	.738	5.8	1.1	19	23	10.4	117-65	18.5	.472	.000	.655	3.9	0.6	50	52	6.2
GARVIE, Sarah	31-12	21.0	.328	.329	.813	2.3	0.9	23	1	6.4	90-35	19.3	.352	.350	.828	2.0	0.8	74	3	6.0
GORE, Karly	10-0	15.5	.371	.308	.842	4.5	1.2	8	2	4.6	10-0	15.5	.371	.308	.842	4.5	1.2	8	2	4.6
GORE, Macy	10-10	20.8	.309	.323	.889	2.2	2.7	15	2	5.2	10-10	20.8	.309	.323	.889	2.2	2.7	15	2	5.2
HOLT, Jentry	19-19	22.4	.479	.000	.600	4.7	0.8	9	10	7.5	19-19	22.4	.479	.000	.600	4.7	0.8	9	10	7.5
KIRKHART, Katie	31-21	21.7	.335	.179	.651	2.8	1.8	47	4	5.2	75-32	16.0	.347	.167	.689	1.9	1.2	79	10	3.6
LIPPE, Keni Jo	31-30	32.2	.385	.299	.809	8.0	2.5	50	3	18.5	92-67	27.5	.387	.333	.824	5.6	2.0	90	9	13.4
SCHUMACHER, Regan	30-0	16.4	.481	.000	.459	5.2	0.5	8	14	4.0	88-6	16.3	.522	.000	.480	4.2	0.5	50	37	3.5
SKALNIK, Rachel	27-1	18.3	.270	.282	.737	2.9	1.7	16	2	2.4	114-15	16.3	.333	.321	.767	2.0	1.3	64	6	2.4
SUMMERS, Gem	17-0	7.2	.436	.125	.833	1.1	0.4	7	4	3.5	17-0	7.2	.436	.125	.833	1.1	0.4	7	4	3.5
TAYLOR, Nena	16-0	10.9	.393	.280	.654	2.0	0.4	12	2	4.3	16-0	10.9	.393	.280	.654	2.0	0.4	12	2	4.3
TORREY, Rylie	31-31	33.3	.397	.434	.913	2.3	1.5	30	1	11.5	58-54	30.6	.379	.401	.859	2.5	1.4	51	6	9.9

Scoring

Player	Season Statistics								Career Statistics							
	FG-FGA	FG%	3FG-3FGA	3FG%	FT-FTA	FT%	PTS	PTS/G	FG-FGA	FG%	3FG-3FGA	3FG%	FT-FTA	FT%	PTS	PTS/G
BROTONS, Montserrat	132-287	.460	0-2	.000	59-80	.738	323	10.4	308-653	.472	0-2	.000	108-165	.655	724	6.2
GARVIE, Sarah	66-201	.328	53-161	.329	13-16	.813	198	6.4	186-528	.352	147-420	.350	24-29	.828	543	6.0
GORE, Karly	13-35	.371	4-13	.308	16-19	.842	46	4.6	13-35	.371	4-13	.308	16-19	.842	46	4.6
GORE, Macy	17-55	.309	10-31	.323	8-9	.889	52	5.2	17-55	.309	10-31	.323	8-9	.889	52	5.2
HOLT, Jentry	58-121	.479	0-0	.000	27-45	.600	143	7.5	58-121	.479	0-0	.000	27-45	.600	143	7.5
KIRKHART, Katie	64-191	.335	5-28	.179	28-43	.651	161	5.2	107-308	.347	8-48	.167	51-74	.689	273	3.6
LIPPE, Keni Jo	170-441	.385	44-147	.299	191-236	.809	575	18.5	356-921	.387	133-399	.333	388-471	.824	1233	13.4
SCHUMACHER, Regan	51-106	.481	0-0	.000	17-37	.459	119	4.0	130-249	.522	0-0	.000	48-100	.480	308	3.5
SKALNIK, Rachel	20-74	.270	11-39	.282	14-19	.737	65	2.4	95-285	.333	53-165	.321	33-43	.767	276	2.4
SUMMERS, Gem	17-39	.436	1-8	.125	25-30	.833	60	3.5	17-39	.436	1-8	.125	25-30	.833	60	3.5
TAYLOR, Nena	22-56	.393	7-25	.280	17-26	.654	68	4.3	22-56	.393	7-25	.280	17-26	.654	68	4.3
TORREY, Rylie	117-295	.397	82-189	.434	42-46	.913	358	11.5	188-496	.379	131-327	.401	67-78	.859	574	9.9

Totals

Player	Season Statistics										Career Statistics									
	O-REB	D-REB	TOTAL	PF	FO	A	TO	A/TO			O-REB	D-REB	TOTAL	PF	FO	A	TO	A/TO		
BROTONS, Montserrat	48	131	179	75	2	35	54	0.6			138	324	462	292	8	75	144	0.5		
GARVIE, Sarah	9	61	70	41	0	27	21	1.3			33	143	176	101	0	72	67	1.1		
GORE, Karly	7	38	45	15	0	12	23	0.5			7	38	45	15	0	12	23	0.5		
GORE, Macy	7	15	22	21	0	27	30	0.9			7	15	22	21	0	27	30	0.9		
HOLT, Jentry	33	57	90	57	1	16	36	0.4			33	57	90	57	1	16	36	0.4		
KIRKHART, Katie	24	62	86	67	2	56	59	0.9			53	93	146	131	3	92	97	0.9		
LIPPE, Keni Jo	52	197	249	74	2	78	105	0.7			122	393	515	205	6	183	220	0.8		
SCHUMACHER, Regan	60	96	156	50	0	16	20	0.8			143	227	370	135	0	43	49	0.9		
SKALNIK, Rachel	20	57	77	58	1	47	46	1.0			57	169	226	162	2	144	134	1.1		
SUMMERS, Gem	11	8	19	10	0	7	7	1.0			11	8	19	10	0	7	7	1.0		
TAYLOR, Nena	10	22	32	19	0	7	25	0.3			10	22	32	19	0	7	25	0.3		
TORREY, Rylie	18	53	71	64	1	46	58	0.8			33	112	145	116	1	79	95	0.8		

2019-20 ORAL ROBERTS WOMEN'S BASKETBALL SUMMIT LEAGUE STATISTICS/RESULTS



2019-20 Oral Roberts Women's Basketball Combined Team Statistics In Conference games

Page 1/1
as of Oct 13, 2020

Game Records

Record	Overall	Home	Away	Neutral
ALL GAMES	9-7	6-2	3-5	0-0
CONFERENCE	9-7	6-2	3-5	0-0
NON-CONFERENCE	0-0	0-0	0-0	0-0

Score by Periods

Team	1st	2nd	3rd	4th	OT	TOT
Oral Roberts	243	300	280	316	14	1153
Opponents	261	265	297	266	10	1099

Team Box Score

No.	Player				Total		3-Point		F-Throw		Rebounds											
		GP-GS	MIN	AVG	FG-FGA	FG%	3FG-FGA	3FG%	FT-FTA	FT%	OFF	DEF	TOT	AVG	PF	DQ	A	TO	BLK	STL	PTS	AVG
33	LIPPE, Keni Jo	16-15	540:11	33.8	85-210	.405	23-69	.333	109-134	.813	18	113	131	8.2	47	2	36	45	3	17	302	18.9
24	BROTONS, Montserrat	16-16	373:33	23.3	73-152	.480	0-2	.000	30-36	.833	21	58	79	4.9	38	1	20	32	8	12	176	11.0
21	TORREY, Rylie	16-16	551:07	34.4	54-134	.403	40-92	.435	19-23	.826	7	23	30	1.9	31	1	29	26	0	17	167	10.4
41	HOLT, Jentry	16-16	365:26	22.8	52-108	.481	0-0	.000	22-35	.629	30	49	79	4.9	49	1	14	31	8	8	126	7.9
1	TAYLOR, Nena	7-0	105:44	15.1	15-38	.395	5-15	.333	12-18	.667	7	14	21	3.0	13	0	3	16	0	7	47	6.7
3	KIRKHART, Katie	16-15	393:47	24.6	42-108	.389	3-18	.167	18-30	.600	10	34	44	2.8	38	1	36	35	3	33	105	6.6
20	SCHUMACHER, Regan	15-0	313:22	20.9	36-78	.462	0-0	.000	13-23	.565	30	71	101	6.7	26	0	11	14	11	5	85	5.7
32	GARVIE, Sarah	16-1	294:42	18.4	27-83	.325	21-70	.300	4-6	.667	1	32	33	2.1	21	0	11	7	1	8	79	4.9
11	SUMMERS, Gem	9-0	63:46	7.1	7-17	.412	1-4	.250	16-18	.889	8	3	11	1.2	7	0	6	5	3	3	31	3.4
13	SKALNIK, Rachel	12-1	223:22	18.6	11-35	.314	5-19	.263	8-11	.727	10	29	39	3.3	28	1	19	15	0	4	35	2.9
Team											37	41	78				15					
Total		16	3225		402-963	.417	98-289	.339	251-334	.751	179	467	646	40.4	298	7	185	241	37	114	1153	72.1
Opponents		16	3205		388-975	.398	121-371	.326	202-293	.689	158	408	566	35.4	283	3	181	220	61	117	1099	68.7

Team Statistics

	ORU	OPP
Scoring	1153	1099
Points per game	72.1	68.7
Scoring margin	+3.4	-
Field goals-att	402-963	388-975
Field goal pct	.417	.398
3 point fg-att	98-289	121-371
3-point FG pct	.339	.326
3-pt FG made per game	6.1	7.6
Free throws-att	251-334	202-293
Free throw pct	.751	.689
F-Throws made per game	15.7	12.6
Rebounds	646	566
Rebounds per game	40.4	35.4
Rebounding margin	+5.0	-
Assists	185	181
Assists per game	11.6	11.3
Turnovers	241	220
Turnovers per game	15.1	13.8
Turnover margin	-1.3	-
Assist/turnover ratio	0.8	0.8
Steals	114	117
Steals per game	7.1	7.3
Blocks	37	61
Blocks per game	2.3	3.8
Winning streak	2	-
Home win streak	2	-
Attendance	9600	7469
Home games-Avg/Game	8-1200	8-934
Neutral site-Avg/Game	-	0-0

Team Results

Date	Opponent	Score	Att.
01/02/2020	at South Dakota St.	L 44-58	1538
01/04/2020	at Omaha	L 54-60	333
01/08/2020	North Dakota St.	W 70-62	1152
01/11/2020	North Dakota	W 75-52	1141
01/16/2020	at Purdue Fort Wayne	W 79-73	216
01/18/2020	at Western Ill.	L 61-75	604
01/26/2020	at South Dakota	L 56-79	1857
01/30/2020	Denver	W 84-72	1110
02/01/2020	South Dakota St.	L 61-76	1303
02/07/2020	at North Dakota	W 86-72	1391
02/09/2020	at North Dakota St.	Wot 80-76	1242
02/13/2020	Omaha	W 84-57	1209
02/15/2020	South Dakota	L 73-77	1256
02/23/2020	at Denver	L 79-91	288
02/27/2020	Western Ill.	W 71-60	1114
02/29/2020	Purdue Fort Wayne	W 96-59	1315



2019-20 ORAL ROBERTS WOMEN'S BASKETBALL STATISTICS/RESULTS



2019-20 Oral Roberts Women's Basketball Combined Team Statistics All games

Page 1/1
as of Oct 13, 2020

Game Records

Record	Overall	Home	Away	Neutral
ALL GAMES	15-16	11-3	3-12	1-1
CONFERENCE	9-7	6-2	3-5	0-0
NON-CONFERENCE	6-9	5-1	0-7	1-1

Score by Periods

Team	1st	2nd	3rd	4th	OT	TOT
Oral Roberts	464	542	544	604	14	2168
Opponents	506	542	550	537	10	2145

Team Box Score

No.	Player				Total		3-Point		F-Throw		Rebounds											
		GP-GS	MIN	AVG	FG-FGA	FG%	3FG-FGA	3FG%	FT-FTA	FT%	OFF	DEF	TOT	AVG	PF	DQ	A	TO	BLK	STL	PTS	AVG
33	LIPPE, Keni Jo	31-30	998:18	32.2	170-441	.385	44-147	.299	191-236	.809	52	197	249	8.0	74	2	78	105	3	50	575	18.5
21	TORREY, Rylie	31-31	1033:27	33.3	117-295	.397	82-189	.434	42-46	.913	18	53	71	2.3	64	1	46	58	1	30	358	11.5
24	BROTTONS, Montserrat	31-31	797:38	25.7	132-287	.460	0-2	.000	59-80	.738	48	131	179	5.8	75	2	35	54	23	19	323	10.4
41	HOLT, Jentry	19-19	425:60	22.4	58-121	.479	0-0	.000	27-45	.600	33	57	90	4.7	57	1	16	36	10	9	143	7.5
32	GARVIE, Sarah	31-12	651:39	21.0	66-201	.328	53-161	.329	13-16	.813	9	61	70	2.3	41	0	27	21	1	23	198	6.4
23	GORE, Macy	10-10	207:37	20.8	17-55	.309	10-31	.323	8-9	.889	7	15	22	2.2	21	0	27	30	2	15	52	5.2
3	KIRKHART, Katie	31-21	672:12	21.7	64-191	.335	5-28	.179	28-43	.651	24	62	86	2.8	67	2	56	59	4	47	161	5.2
22	GORE, Karly	10-0	154:43	15.5	13-35	.371	4-13	.308	16-19	.842	7	38	45	4.5	15	0	12	23	2	8	46	4.6
1	TAYLOR, Nena	16-0	174:16	10.9	22-56	.393	7-25	.280	17-26	.654	10	22	32	2.0	19	0	7	25	2	12	68	4.3
20	SCHUMACHER, Regan	30-0	491:06	16.4	51-106	.481	0-0	.000	17-37	.459	60	96	156	5.2	50	0	16	20	14	8	119	4.0
11	SUMMERS, Gem	17-0	121:57	7.2	17-39	.436	1-8	.125	25-30	.833	11	8	19	1.1	10	0	7	7	4	7	60	3.5
13	SKALNIK, Rachel	27-1	495:14	18.3	20-74	.270	11-39	.282	14-19	.737	20	57	77	2.9	58	1	47	46	2	16	65	2.4
Team											76	82	158					21				
Total		31	6224		747-1901	.393	217-643	.337	457-606	.754	375	879	1254	40.5	551	9	374	505	68	244	2168	69.9
Opponents		31	6200		790-1917	.412	212-670	.316	353-523	.675	311	815	1126	36.3	553	6	389	463	141	248	2145	69.2

Team Statistics

	ORU	OPP
Scoring	2168	2145
Points per game	69.9	69.2
Scoring margin	+0.7	-
Field goals-att	747-1901	790-1917
Field goal pct	.393	.412
3 point fg-att	217-643	212-670
3-point FG pct	.337	.316
3-pt FG made per game	7.0	6.8
Free throws-att	457-606	353-523
Free throw pct	.754	.675
F-Throws made per game	14.7	11.4
Rebounds	1254	1126
Rebounds per game	40.5	36.3
Rebounding margin	+4.1	-
Assists	374	389
Assists per game	12.1	12.5
Turnovers	505	463
Turnovers per game	16.3	14.9
Turnover margin	-1.4	-
Assist/turnover ratio	0.7	0.8
Steals	244	248
Steals per game	7.9	8.0
Blocks	68	141
Blocks per game	2.2	4.5
Winning streak	0	-
Home win streak	2	-
Attendance	17207	21569
Home games-Avg/Game	14-1229	15-1438
Neutral site-Avg/Game	-	2-4845

Team Results

Date	Opponent		Score	Att.
11/05/2019	Cent. Christian (KS)	W	114-60	1602
11/08/2019	Texas St.	W	63-57	1260
11/11/2019	Wichita St.	W	79-66	1170
11/14/2019	at Arkansas	L	64-96	1430
11/18/2019	at Kansas St.	L	69-109	2601
11/21/2019	at Tulsa	L	65-67	913
11/23/2019	Houston Baptist	L	73-74	1339
11/30/2019	Sam Houston St.	W	64-41	1173
12/03/2019	at Southern Utah	L	58-72	1303
12/05/2019	at Utah	L	58-78	2162
12/14/2019	at Nebraska	L	67-77	3769
12/20/2019	at Oklahoma St.	L	44-78	1922
12/31/2019	Rogers St.	W	80-40	1063
01/02/2020	at South Dakota St.	L	44-58	1538
01/04/2020	at Omaha	L	54-60	333
01/08/2020	North Dakota St.	W	70-62	1152
01/11/2020	North Dakota	W	75-52	1141
01/16/2020	at Purdue Fort Wayne	W	79-73	216
01/18/2020	at Western Ill.	L	61-75	604
01/26/2020	at South Dakota	L	56-79	1857
01/30/2020	Denver	W	84-72	1110
02/01/2020	South Dakota St.	L	61-76	1303
02/07/2020	at North Dakota	W	86-72	1391
02/09/2020	at North Dakota St.	Wot	80-76	1242
02/13/2020	Omaha	W	84-57	1209
02/15/2020	South Dakota	L	73-77	1256
02/23/2020	at Denver	L	79-91	288
02/27/2020	Western Ill.	W	71-60	1114
02/29/2020	Purdue Fort Wayne	W	96-59	1315
03/08/2020	vs Western Ill.	W	74-66	3183
03/09/2020	vs South Dakota	L	43-65	6507