

**Table Of Contents**

**Oregon State Baseball 2017 Regional Guide**

| Page | Topic                            |
|------|----------------------------------|
| 2    | Oregon State Information         |
| 2    | Oregon State NCAA Regional Notes |
| 3    | Oregon State Roster              |

**The Team**

| Page | Topic                           |
|------|---------------------------------|
| 4    | Head Coach Pat Casey            |
| 6    | Associate Head Coach Pat Bailey |
| 7    | Assistant Coach Andy Jenkins    |
| 8    | Assistant Coach Nate Yeskie     |
| 9    | Coaching Staff                  |
| 10   | Player Bios                     |
| 25   | Career Statistics               |

**2017 Season**

| Page | Topic  |
|------|--|
| 28   | Overall Statistics                                     |
| 29   | Pac-12 Only Statistics                                 |
| 30   | Non-Conference Statistics                              |
| 31   | Game-By-Game Results                                   |
| 32   | At A Glance/Home Run Breakdown/Beavers In The Rankings |
| 33   | 2017 Honors  |
| 34   | Offensive Breakdown                                    |
| 35   | Pitching Breakdown                                     |
| 36   | Pitchers Appearances                                   |
| 38   | Lineup By Order  |
| 39   | Lineup By Position                                     |
| 40   | Superlatives/The Last Time                             |
| 41   | Home Statistics  |
| 42   | Road Statistics  |
| 43   | Neutral-Site Statistics                                |
| 44   | February Statistics                                    |
| 45   | March Statistics                                       |
| 46   | April Statistics                                       |
| 47   | May Statistics   |
| 48   | Box Scores   |

**Oregon State Postseason History**

| Page | Topic                                |
|------|--------------------------------------|
| 62   | 2013 Trip To Omaha                   |
| 64   | 2007 Trip To Omaha                   |
| 66   | 2006 Trip To Omaha                   |
| 68   | 2005 Trip To Omaha                   |
| 70   | 1952 Trip To Omaha                   |
| 71   | Postseason Review                    |
| 72   | All-Time OSU Postseason Results      |
| 74   | Postseason Honors                    |
| 75   | Oregon State Postseason Superlatives |

**Covering The Beavers**

The Oregon State Athletics Communications office appreciates your interest in the 2017 Oregon State baseball team. Please contact Assistant Director for Athletic Communications Hank Hager for any media needs concerning the Oregon State baseball team. He can be reached by email at [hank.hager@oregonstate.edu](mailto:hank.hager@oregonstate.edu) or by calling the Oregon State at (541) 737-7472.

The following is a set of guidelines for covering the club during the postseason.

**Postseason Guide**

Please note that this postseason guide is being furnished for members of the media to provide information regarding the Oregon State baseball team and the postseason. Copies of the guide will be made available on [osubeavers.com](http://osubeavers.com) in addition to printed copies at the game site.

**Game Notes**

A set of Oregon State game notes will be made available to members of the media prior to each game. To be included on the Oregon State baseball e-mail list in order to receive the notes prior to the game, please contact Hank Hager. Notes will also be posted on the home of Oregon State Athletics, [osubeavers.com](http://osubeavers.com).

**Interviews**

All coach and student-athlete interviews must be arranged through Hank Hager. On gamedays, head coach Pat Casey, his assistants and members of the team will be available shortly after the game's conclusion per the host site's regulations. Please note that during the postseason, interviews at the field prior to the game will not be permitted, with exception. Note that interview requests are not guaranteed due to player and team schedules. Please request any non post-game interviews at least 24 hours in advance.

DO NOT contact any players without the consent of Hank Hager. Player numbers will not be furnished to members of the media or general public.

**Internet**

The online home of Oregon State Athletics, [osubeavers.com](http://osubeavers.com), is the place to go for all Oregon State baseball information, including a team roster and bios, schedule, live stats links, updated game notes and statistics.

**Athletic Communications Information**

Phone.....(541) 737-3072  
 Fax ..... (541) 737-3020  
 Web site..... [www.osubeavers.com](http://www.osubeavers.com)  
 Mailing Address..... 209 Gill Coliseum  
 Corvallis, OR 97331  
 Hager Cell..... (541) 230-0611  
 Hager Office .....(541) 737-7472  
 E-Mail..... [hank.hager@oregonstate.edu](mailto:hank.hager@oregonstate.edu)

**NCAA Regional Guide Credits**

The 2016 Oregon State University NCAA Regional Guide was designed, written, and produced by Hank Hager of the Oregon State Athletic Communications Office. Photo credits include Karl Maasdam, Scobel Wiggins, Dave Nishitani, Rich Heins and MLB and MiLB clubs.

**Oregon State Facts**

|                      |                     |
|----------------------|---------------------|
| Location             | Corvallis, Oregon   |
| Enrollment           | 30,354              |
| Founded              | 1868                |
| President            | Dr. Edward Ray      |
| VP/Athletic Director | Scott Barnes        |
| Colors               | Orange and Black    |
| Nickname             | Beavers             |
| Affiliation          | NCAA Division I     |
| Conference           | Pac-12              |
| University website   | www.oregonstate.edu |
| Athletics website    | www.osubeavers.com  |

**Baseball**

|                            |   |
|----------------------------|---|
| Head coach                 | Pat Casey (23rd year)                             |
| Record at OSU              | 838-444-5 (23 years)                              |
| OSU winning percentage     | .653  |
| Career record              | 1,009-558-6 (30 years)                            |
| Career winning percentage  | .643  |
| Associate HC               | Pat Bailey (10th year)                            |
| Assistant Coaches          | Andy Jenkins (6th year)<br>Nate Yeskie (9th year) |
| Director of operations     | Ron Northcutt                                     |
| Northcutt office phone     | (541) 737-0598                                    |
| Athletic Trainer           | Jeremy Ainsworth                                  |
| Strength & Condition Coach | Chris Anderson                                    |

**2017 Season**

|                     |                  |
|---------------------|------------------|
| 2017 overall record | 49-4             |
| Home record         | 26-1             |
| Road record         | 15-2             |
| Neutral record      | 8-1              |
| 2017 Pac-12 record  | 27-3 (1st place) |

**2017 Season**

|                               |                       |
|-------------------------------|-----------------------|
| Lettermen returning/lost      | 18/16                 |
| Position players              | 10/8                  |
| Pitchers                      | 8/8                   |
| Starters returning/lost       | 6/3                   |
| All-conference returning/lost | 3/1                   |
| All-Americans returning/lost  | 1/0                   |
| First varsity season          | 1907                  |
| All-time record               | 2,273-1,451-16 (.610) |

**Goss Stadium At Coleman Field**

|                   |                               |
|-------------------|-------------------------------|
| Ballpark          | Goss Stadium at Coleman Field |
| Opened (capacity) | 1907 (3,248)                  |
| Left field        | 330 ft. (14-ft. fence)        |
| Left-centerfield  | 365 ft. (8-ft. fence)         |
| Center field      | 400 ft. (8-ft. fence)         |
| Right-centerfield | 365 ft. (8-ft. fence)         |
| Right field       | 330 ft. (8-ft. fence)         |
| Press box phone   | (541) 737-7475                |

**Radio**

|                      |                          |
|----------------------|--------------------------|
| Radio                | Beaver Sports Network    |
| Online radio         | TuneIn<br>OSUBeavers.com |
| Primary Play-By-Play | Mike Parker              |

**Beavers In The Postseason**

Oregon State has advanced to the 2017 postseason. The Beavers are the nation's No. 1 National Seed and open the Corvallis Regional against No. 4 Holy Cross. No. 2 Nebraska and No. 3 Yale are also in the regional, and will playing the opening game on Friday.

**Postseason History**

Oregon State is making its 17th visit to the postseason since the program's first season in 1907. The Beavers carry a 51-33 (.607) postseason record into the regional, with the current head coach, Pat Casey, claiming 46 of those victories. The Beavers are 30-20 in NCAA Regional games (.600), including a 15-2 mark at Goss Stadium. OSU is 25-11 (.694) in NCAA Regional games since the NCAA adopted the current postseason format. Oregon State is a national seed for the fourth time, following a No. 8 seeding in 2005, No. 3 in 2013 and No. 1 in 2014.

**Against The Regional Field**

Oregon State has never played against Holy Cross or Yale, but has seen Nebraska a total of five times, going 4-1. The Beavers and Cornhuskers met twice in Surprise, Ariz., earlier this season, with Oregon State winning 10-1 and 5-2.

**Pac-12 Champions**

Oregon State won the 2017 Pac-12 Championship, and in a big way. The Beavers set a conference record with 27 victories in league play, surpassing 1981 Arizona State's record of 26. Oregon State won all 10 of its conference series, sweeping seven. Entering 2018, the Beavers will have won 12 consecutive Pac-12 series dating back to 2016.

**At Home**

Oregon State dominated at home this season, ending the regular season as just one of two teams nationally with only one loss. At 26-1, the Beavers' lone loss was a 7-5 extra-innings decision to USC. Oregon State is batting .291 at Goss this season, while holding opponents to a .188 clip. The OSU staff has an earned run average of 1.97.

**In Front Of Beaver Nation**

Speaking of being dominant at home, the Beavers posted that 26-1 mark in front of a record season at Goss Stadium. Oregon State fans totaled 83,181 during the regular season, a new mark for a single season. The Beavers are averaging 3,199 fans per home date - 26 total, with a one-ticket doubleheader totaling 27 games.

**That Staff**

The Oregon State pitching staff has posted record numbers this season. The Beavers lead the nation with a miniscule 1.84 earned run average and 13 shutouts. Oregon State has held opponents two runs or less in 34 of the team's 53 games. Naturally, OSU is 34-0 when that happens.

**Casey To 1,000**

Oregon State's Pat Casey became the 16th active Division-I head coach to reach 1,000 wins at four-year programs. He and the Beavers defeated Oregon, 5-4, on May 12 to not only send Casey to the historic win, but also to the team's third Pac-12 title in the last five seasons.

**About That Title**

Oregon State's conference title marked the Beavers' fifth since the Pac-10 unified in 1999. That leads the Pac-12, surpassing Arizona State and Stanford, which have four. Oregon State's titles have come in 2005, 2006, 2013, 2014 and now 2017.

**Streaks**

The Beavers carry a 16-game win streak into the opening game of the Corvallis Regional. It is the longest active streak in the country, and fifth overall. Oregon State, of course, holds the longest streak of the season, at 23 games, which was one shy of tying the Pac-12 Conference's record.

**And Academics, Too**

In early March, three Oregon State players - Jack Anderson (kinesiology), KJ Harrison (business) and Jake Thompson (economics) - were named to the CoSIDA Academic All-District 8 Team. The Beavers are the nation's only Division-I program, across all eight districts with three players represented. The trio is now eligible to be Academic All-Americans.

2017 Oregon State Roster

Coaches And Support Staff

|    |                |  |
|----|----------------|--|
| 5  | Pat Casey      | Head Coach (23rd year)                   |
| 27 | Pat Bailey     | Associate Head Coach (10th year)         |
| 8  | Andy Jenkins   | Assistant Coach (6th year)               |
| 21 | Nate Yeskie    | Assistant Coach (9th year)               |
| 43 | Kavin Keyes    | Undergraduate Assistant Coach (1st year) |
| 36 | Ryan Ortiz     | Undergraduate Assistant Coach (1st year) |
| 45 | Andy Peterson  | Undergraduate Assistant Coach (2nd year) |
|    | Ron Northcutt  | Director of Operations                   |
|    | Tyler Graham   | Director of Player Development           |
|    | Jake Rodriguez | Assistant Coordinator of Camps           |

|                  |                               |
|------------------|-------------------------------|
| Chris Anderson   | Strength & Conditioning Coach |
| Jeremy Ainsworth | Athletic Trainer              |
| Morgan Pearson   | Administrative Assistant      |
| Max Anderson     | Student Manager               |
| Robbie Backus    | Student Manager               |
| Eric Benedetti   | Student Manager               |
| Jared Carr       | Student Manager               |
| Randy Le         | Student Manager               |
| Eric McLaughlin  | Student Manager               |
| Zach Padilla     | Student Manager               |
| Mitch Rose       | Student Manager               |

| No. | Pitchers            | Pos. | B/T | Yr.  | Ht.  | Wt. | Birthdate | Hometown (Previous School)                     |
|-----|---------------------|------|-----|------|------|-----|-----------|--|
| 31  | Britton, Jordan     | LHP  | L/L | So.  | 6'3" | 204 | 10/8/96   | Caldwell, Idaho (Caldwell)                     |
| 18  | Church, Scotland    | RHP  | R/R | Sr.  | 5'9" | 190 | 3/14/95   | Lubbock, Texas (Lubbock Cooper/Weatherford CC) |
| 19  | Donovan, Dakota     | RHP  | R/R | Fr.  | 6'6" | 219 | 6/25/97   | Washington, Utah (Pine View)                   |
| 37  | Eisert, Brandon     | LHP  | L/L | Fr.  | 6'0" | 180 | 1/18/98   | Beaverton, Ore. (Aloha)                        |
| 34  | Engelbrekt, Max     | LHP  | L/L | RSr. | 6'3" | 204 | 9/30/93   | Seattle, Wash. (Bishop Blanchet)               |
| 26  | Fehmel, Bryce       | RHP  | R/R | So.  | 6'1" | 195 | 12/16/96  | Agoura Hills, Calif. (Agoura Hills)            |
| 22  | Gambrell, Grant     | RHP  | L/R | Fr.  | 6'4" | 220 | 11/21/97  | Clovis, Calif. (Buchanan)                      |
| 15  | Heimlich, Luke      | LHP  | L/L | Jr.  | 6'1" | 197 | 2/3/96    | Puyallup, Wash. (Puyallup)                     |
| 23  | Hickey, Mitch       | RHP  | R/R | Jr.  | 6'0" | 184 | 11/11/95  | Morgan Hill, Calif. (Live Oak)                 |
| 20  | Martinek, Christian | LHP  | L/L | RSo. | 6'4" | 234 | 11/4/95   | Beaverton, Ore. (Jesuit)                       |
| 38  | Mulholland, Jake    | LHP  | L/L | Fr.  | 6'2" | 190 | 3/4/97    | Snohomish, Wash. (Snohomish)                   |
| 40  | Paul, Tommy         | RHP  | R/R | So.  | 6'6" | 206 | 6/10/97   | Sherwood, Ore. (Sherwood)                      |
| 25  | Rasmussen, Drew     | RHP  | R/R | RSo. | 6'2" | 225 | 7/27/95   | Spokane, Wash. (Mt. Spokane)                   |
| 44  | Thompson, Jake      | RHP  | R/R | RJr. | 6'2" | 201 | 9/22/94   | Florence, Ore. (Siuslaw)                       |
| 12  | Tweedt, Sam         | RHP  | R/R | RSo. | 6'3" | 216 | 10/23/95  | Salem, Ore. (South Salem)                      |
| 32  | Verburg, Mitchell   | RHP  | R/R | Fr.  | 6'2" | 186 | 1/28/98   | Lake Oswego, Ore. (Lake Oswego)                |

| No. | Catchers         | Pos. | B/T | Yr. | Ht.  | Wt. | Birthdate | Hometown (Previous School)  |
|-----|------------------|------|-----|-----|------|-----|-----------|-----------------------------|
| 35  | Rutschman, Adley | C/IF | S/R | Fr. | 6'2" | 208 | 2/6/98    | Sherwood, Ore. (Sherwood)   |
| 16  | Taylor, Zak      | C/IF | R/R | So. | 6'2" | 204 | 9/6/96    | Sherwood, Ore. (Sherwood)   |
| 28  | Zalesky, Zack    | C/IF | L/R | Fr. | 5'9" | 189 | 5/8/98    | Corvallis, Ore. (Corvallis) |

| No. | Infielders         | Pos.  | B/T | Yr. | Ht.   | Wt. | Birthdate | Hometown (Previous School)        |
|-----|--------------------|-------|-----|-----|-------|-----|-----------|-----------------------------------|
| 30  | Armstrong, Andy    | IF    | R/R | Fr. | 5'9"  | 168 | 5/9/97    | Salem, Ore. (West Salem)          |
| 17  | Atwood, Andy       | IF/OF | R/R | So. | 6'1"  | 170 | 11/15/96  | Everett, Wash. (O'Dea)            |
| 1   | Donahue, Christian | IF/OF | L/R | Jr. | 5'7"  | 167 | 5/4/95    | Mililani, Hawai'i (Iolani School) |
| 2   | Grenier, Cadyn     | IF    | R/R | So. | 5'10" | 185 | 10/31/96  | Henderson, Nev. (Bishop Gorman)   |
| 10  | Gretler, Michael   | IF/C  | R/R | Jr. | 6'2"  | 175 | 1/1/96    | Bonney Lake, Wash. (Bonney Lake)  |
| 24  | Harrison, KJ       | IF/C  | R/R | Jr. | 6'0"  | 209 | 8/11/96   | Kailua, Hawai'i (Punahou)         |
| 3   | Madrigal, Nick     | IF    | R/R | So. | 5'7"  | 161 | 3/5/97    | Elk Grove, Calif. (Elk Grove)     |
| 7   | Malone, Tyler      | IF    | L/R | Fr. | 5'10" | 183 | 11/4/97   | Roseville, Calif. (Woodcreek)     |
| 13  | Mendazona, George  | IF    | L/R | Fr. | 5'11" | 176 | 8/31/97   | Redmond, Ore. (Ridgeview)         |

| No. | Outfielders     | Pos.  | B/T | Yr.  | Ht.   | Wt. | Birthdate | Hometown (Previous School)            |
|-----|-----------------|-------|-----|------|-------|-----|-----------|---------------------------------------|
| 29  | Anderson, Jack  | OF    | L/R | RJr. | 6'2"  | 208 | 6/8/94    | Lake Oswego, Ore. (Lake Oswego)       |
| 9   | Cary, Elliott   | OF    | L/L | RSo. | 6'2"  | 188 | 10/1/95   | Niceville, Fla. (Niceville/Clackamas) |
| 6   | Casey, Joe      | OF    | L/L | Fr.  | 6'0"  | 167 | 12/3/97   | Corvallis, Ore. (Crescent Valley)     |
| 33  | Jones, Preston  | OF    | R/R | Fr.  | 5'11" | 185 | 9/23/97   | Vancouver, Wash. (Mountain View)      |
| 4   | Kwan, Steven    | OF    | L/L | So.  | 5'8"  | 169 | 9/5/97    | Fremont, Calif. (Washington)          |
| 11  | Larnach, Trevor | OF/IF | L/R | So.  | 6'4"  | 213 | 2/26/97   | Pleasant Hill, Calif. (College Park)  |
| 14  | Willy, Elliot   | OF    | R/R | Fr.  | 6'3"  | 187 | 6/6/97    | Bend, Ore. (Bend)                     |

Pronunciation Guide

|                         |            |
|-------------------------|------------|
| Brandon <b>Eisert</b>   | IE-sert    |
| Max <b>Engelbrekt</b>   | Engle-brek |
| Bryce <b>Fehmel</b>     | Fem-UL     |
| Cadyn <b>Grenier</b>    | Gren-yur   |
| Luke <b>Heimlich</b>    | HIME-lik   |
| Adley <b>Rutschman</b>  | Rutch-man  |
| Mitchell <b>Verburg</b> | VER-berg   |
| Nate <b>Yeskie</b>      | Yes-KEY    |



## PAT CASEY

Head Coach • 23rd Year  
838-444-5 (Oregon State)  
1,009-558-6 (30 overall)  
#5  
George Fox, '90

Pat Casey, considered one of the top coaches in the country, is in his 23rd season at the helm of the Oregon State program in 2017.

One of the most influential sports figures in the state of Oregon and the Pacific Northwest, Casey has made Oregon State a national power.

- Oregon State set a Pac-12 record for the most wins ever in conference play, going 27-3. That surpassed the 1981 record previously held by Arizona State at 26 wins.

- Casey's squad was ranked as the consensus No. 1 team in the nation for 10 consecutive weeks to end the regular season. Oregon State began the year ranked in the top 10 and rose to No. 1 by at least one publication for 12 straight rankings. OSU is the only team to ever be ranked for 10 straight weeks or more in the 58-year history of the Collegiate Baseball rankings.

- The Beavers set a school record with 49 wins during the regular season in 2017.

- Casey became the 16th active coach with 1,000 or more wins at four-year schools when he reached the milestone May 12 at Oregon. Not only did he reach the milestone that night, but the Beavers won their fifth conference crown since 2005.

- Casey is 838-444-5 in his previous 23 seasons at Oregon State, recording a .653 winning percentage.

- All-time, as a collegiate head coach, Casey's teams have gone 1,009-558-6 (.643). He went 171-114-1 (.600) in seven seasons at Division III George Fox.

- Casey's 838 wins at Oregon State ranks seventh all-time in Pac-12 Conference history.

- Since coming to Oregon State prior to the 1995 season, Casey's teams have advanced to the NCAA postseason 12 times, including a school-record seven straight appearances from 2009-2015.

- The Beavers became just the fifth program in NCAA history to win back-to-back NCAA titles when Oregon State defeated North Carolina in 2006 and 2007.

- In winning the 2006 title, Oregon State became the first "Northern" school to win an NCAA Championship in decades.

- Casey has been honored nationally multiple times, being named the National Coach of the Year in 2006 and 2007 and the Co-Coach of the Year in 2005.

- He was selected as the Pac-10's Coach of the Year in 2005, 2006 and 2011 and the Pac-12 Coach of the Year in 2013.

- Prior to the 2010 season, Casey was named the top collegiate coach of the previous decade by Baseball America. The voting was done by fellow collegiate coaches. Oregon State was named the No. 2 program of the decade, just behind Texas.

- Also in 2010, he and his wife, Susan, were recipients of the Nell and John Wooden Coaching Achievement Award. The honor goes to a head coach and his spouse for their dedication to success on the field and in making an impact on the lives of their players.

- Oregon State players have been named an All-American a total of 22 times during his tenure, including a school-record four in 2006. Michael Conforto became the first Oregon State player to

be named an All-American three times when earned the honor in 2012, 2013 and 2014.

- Three other players, Dallas Buck, Jonah Nickerson and Andrew Moore, have been named an All-American in two different seasons.

- Eighteen players who competed under Casey have made an appearance at the Major League level, including a school-record nine during the 2016 season. In 2016, the Beavers had nearly 30 former players compete at the professional level.

- Two former Beavers - Jacoby Ellsbury in 2007 and 2011 and Andrew Susac in 2014 - have won World Series titles. A third former Beaver, Michael Conforto, played in the 2015 series and became one of the youngest players to ever homer in the World Series. A little more than one year prior, Conforto had finished his Oregon State career as one of the top offensive players in school history.

- Oregon State players have been selected by MLB clubs in the draft a total of 105 times. Forty-two of those 105 selections have come in the top nine rounds (40 percent).

- Oregon State players have been named the Pac-10/12's Most Valuable Player five times, the Fielder of the Year three times, the Freshman of the Year three times and the Pitcher of the Year once.

- Casey has guided Oregon State to the College World Series four times - 2005, 2006, 2007 and 2013. His clubs have gone 13-8 (.619).

- In the postseason, Oregon State is 46-21 (.687) under Casey. His 46 wins represent better than 90 percent of the Beavers' 51 all-time.

- In 2013, the Beavers set a school-record with 52 victories. Oregon State won its first of two consecutive Pac-12 titles, setting a conference record with 24 victories.

- Oregon State followed the 2013 season with a nearly as impressive 2014 campaign. The 2014 club won 45 games, and claimed the Pac-12 with a 23-7 record. The 47 conference victories in back-to-back seasons are easily a Pac-12 record.

- Since 2005, the first of a school-record 12 consecutive winning seasons, the Beavers have totaled 494 wins, the second-best mark in the conference. Oregon State has averaged 41 wins per season over that stretch, one of just two teams in the league to lay claim to that fact.

- In conference play, since 2005, the Beavers have won 227 games, or more than 17 per season. Again, Oregon State is one of just two Pac-12 programs to hit that mark.

- Casey has a winning record against all but two Pac-12 opponents.

- He is the winningest coach in Oregon State Athletics history. Casey surpassed Jack Riley on May 25, 2012 to earn that distinction.

- Oregon State has thrown four no-hitters since the 2007 season, while the rest of the league has totaled just two over that stretch. Drew Rasmussen became the first pitcher in conference history to throw a perfect game in a league game on March 21, 2015 versus Washington State. He was the first pitcher from the conference to throw a perfect game against any opponent in more than 40 years.

- Four years prior, Josh Osich no hit UCLA (April 30, 2011). He was the first pitcher to no hit a fellow conference school in nearly 20 seasons.

- In 2016, Oregon State saw a school-record 11 players named to the Pac-12 All-Academic Team. Jack Anderson and Jake Thompson were named to the CoSIDA Academic All-District 8 Second Team. Both players were recognized as All-Academic First Team in 2017, adding KJ Harrison to the mix.

Casey has not only developed talent on the field and in the classroom, but he's helped make Goss Stadium at Coleman Field into one of the finest ballparks in the nation.

- Prior to the 2017 season, Goss Stadium was named the 10th toughest park to play in for opposing teams. It earned the distinction in a vote by the nation's coaches.

- In 1999, Casey spearheaded the expansion of Goss Stadium from Coleman Field. The stadium saw increased seating, improved locker rooms and a full press box.
- In 2009, Casey again spearheaded a further expansion of Goss Stadium. The stadium saw additional seating added down the first and third base lines, as well as the Omaha Room, the team's classroom and a trophy room, celebrating the program's history.
- In 2015, thanks to a generous donation from Jacoby Ellsbury, the Jacoby Ellsbury Clubhouse was constructed down the third base line. It is considered one of the top clubhouses in the nation.
- The team's players also enjoy the use of the Bert and Shirley Babb Players Lounge, located next to the Jacoby Ellsbury Clubhouse.

A look at the Beavers' four trips to Omaha under Casey.

- The 2013 Oregon State team set a school record with 52 victories, advancing to the College World Series after defeating Kansas State in the Corvallis Super Regional. The Beavers finished with a 2.28 earned run average that season, the second-lowest mark nationally.
- The 2007 club went 39-4 in non-conference games, including an incredible 11-1 record in the postseason. Oregon State trailed for just one inning in five games in Omaha. The Beavers won their last four games by at least six runs, the first team in CWS history to win four or more by at least six.
- The 2006 Beavers were the first team to ever face six elimination games. And Oregon State became the first team to win the World Series despite losing two games in Omaha - once before taking 2-of-3 from North Carolina to claim the crown. The 2006 club set what was then a school record with 50 victories.
- The 2005 Oregon State team won its first of two Pac-10 titles with a 19-5 record in league play. OSU won 46 games, a school record at the time. Casey won his first career postseason game that year, a 4-3 victory over Ohio State in the Corvallis Regional.

Casey came to OSU after seven seasons at George Fox College, a NAIA school in his hometown of Newberg, Ore. Under Casey, the Bruins went 171-113-1 (.602) overall and were 155-54-1 against NAIA competition; they won three District 2 titles, five Metro Valley Conference titles and two Cascade Conference titles.

During his time at George Fox, Casey was named Coach of the Year three times in District 2, four times in the Metro Valley Conference and twice in the Cascade Conference.

Casey earned his bachelor's degree in Interdisciplinary Studies from George Fox in 1990. He played for the University of Portland from 1978-80 and was a first-team All-NorPac Conference outfielder his final two seasons. He was a second-team All-Region selection in 1980. He also lettered in basketball one season.

After being drafted in the 10th round by the San Diego Padres in 1980, Casey played seven professional seasons. He reached Class AAA with the Calgary Cannons in 1985-86 and the Portland Beavers in 1987.

After concluding his professional playing career, Casey took over George Fox's baseball program; while coaching the baseball team, he also played basketball for the Bruins while completing his degree.

Casey, 56, was born in McMinnville, Ore. He graduated in 1977 from Newberg High, where he starred in football, basketball and baseball.

He and his wife, Susan, have four children - Jonathan (29), Brett (28), Ellie (24) and Joseph (18).

## The File On Pat Casey

### George Fox College

| YEAR          | POSITION         | W-L-T            | PCT.        |
|---------------|------------------|------------------|-------------|
| 1988          | Head coach       | 15-14-0          | .517        |
| 1989          | Head coach       | 22-14-0          | .611        |
| 1990          | Head coach       | 24-17-0          | .585        |
| 1991          | Head coach       | 24-21-0          | .530        |
| 1992          | Head coach       | 29-18-0          | .617        |
| 1993          | Head coach       | 26-16-1          | .616        |
| 1994          | Head coach       | 31-13-0          | .721        |
| <b>Totals</b> | <b>7 Seasons</b> | <b>171-113-1</b> | <b>.602</b> |

### Oregon State University

| YEAR          | POSITION                               | W-L-T             | PCT.        |
|---------------|--|-------------------|-------------|
| 1995          | Head coach                             | 25-24-1           | .510        |
| 1996          | Head coach                             | 32-16-1           | .663        |
| 1997          | Head coach                             | 38-12-1           | .755        |
| 1998          | Head coach                             | 35-14-1           | .710        |
| 1999          | Head coach                             | 19-35-0           | .352        |
| 2000          | Head coach                             | 28-27-0           | .509        |
| 2001          | Head coach                             | 31-24-0           | .564        |
| 2002          | Head coach                             | 31-23-0           | .574        |
| 2003          | Head coach                             | 25-28-0           | .472        |
| 2004          | Head coach                             | 31-22-0           | .585        |
| 2005          | Head coach                             | 46-12-0           | .793        |
|               | Pac-10 Champions, College World Series |                   |             |
| 2006          | Head coach                             | 50-16-0           | .758        |
|               | Pac-10 Champions, National Champions   |                   |             |
| 2007          | Head coach                             | 49-18-0           | .731        |
|               | National Champions                     |                   |             |
| 2008          | Head Coach                             | 28-24-0           | .538        |
| 2009          | Head Coach                             | 37-19-0           | .661        |
| 2010          | Head Coach                             | 32-23-0           | .581        |
| 2011          | Head Coach                             | 41-19-0           | .691        |
| 2012          | Head Coach                             | 40-20-0           | .667        |
| 2013          | Head Coach                             | 52-13-0           | .800        |
|               | Pac-12 Champions                       |                   |             |
| 2014          | Head Coach                             | 45-14-0           | .763        |
|               | Pac-12 Champions                       |                   |             |
| 2015          | Head Coach                             | 39-18-1           | .681        |
| 2016          | Head Coach                             | 35-19-0           | .648        |
| 2017          | Head Coach                             |                   |             |
| <b>Totals</b> | <b>23 Seasons</b>                      | <b>838-444-5</b>  | <b>.653</b> |
| <b>Career</b> | <b>30 Seasons</b>                      | <b>1009-558-6</b> | <b>.643</b> |

**2013 Pac-12 Conference Coach of the Year:** Voted by Pac-12 coaches

**2011 Pacific-10 Conference Coach of the Year:** Voted by Pacific-10 coaches

**2007 National Coach of the Year:** Collegiate Baseball Newspaper, American Baseball Coaches Association

**2006 National Coach of the Year:** American Baseball Coaches Association, Baseball America magazine, Collegiate Baseball Newspaper

**2005 National Co-Coach of the Year:** College Baseball Foundation

**2006 West Region Coach of the Year:** American Baseball Coaches Association

**2005 West Region Coach of the Year:** American Baseball Coaches Association

**2006 Pacific-10 Conference Coach of the Year:** Voted by Pacific-10 coaches

**2005 Pacific-10 Conference Coach of the Year:** Voted by Pacific-10 coaches

**1997 Pacific-10 Conference Northern Division Coach of the Year:** Voted by Pacific-10 coaches

**2005 Slats Gill Sportsman of the Year:** State of Oregon Sports Awards

### Playing Career

**Collegiate:** University of Portland (1978-80)  
 First-Team All-Nor-Pac (1979, 80)  
 Second-Team All-Region (1980)

**Professional:** Drafted in 10th round of 1980 MLB Draft by San Diego

### Personal

**Hometown:** McMinnville, Ore.  
**High School:** Newberg High



## PAT BAILEY

Associate Head Coach • 10th Year  
Outfielders  
#27  
Idaho, '78

Oregon State associate head coach Pat Bailey is in his 10th season with the program in 2017.

Bailey joined the program as an assistant coach prior to the 2008 season, and has helped guide Oregon State to an NCAA postseason berth in seven of his nine seasons.

- Entering 2017, the Beavers averaged 39 wins per season during his tenure, and surpassed 40 four times, including a school-record 52 in 2013.
- Bailey, who oversees the team's outfielders, has seen six different players named All-Pac-12 First Team, including Michael Conforto, Dylan Davis and Jeff Hendrix, who were all honored at least twice during their careers.
- Conforto became the first Oregon State player to be named Pac-12 Player of the Year in back-to-back seasons, in 2013 and 2014. In 2012, his first season in Corvallis, Conforto was named the Pac-12's Freshman of the Year.
- Conforto was drafted in the first round of the 2014 MLB Draft and advanced to the New York Mets' MLB roster in his first full season in the pros. He also became one of the youngest players to hit a home run in a World Series game.
- Conforto, along with Hendrix, were named All-America during their tenure at Oregon State. Conforto was the first true freshman in Oregon State history to be named an All-American.
- In 2014, Conforto, Davis and Hendrix were all named to the Pac-12 First Team. No other team had its entire outfield named first team in more than a decade.
- Daniel Robertson played in Bailey's outfield as a senior transfer in 2008. He was drafted in the 33rd round of the draft that season and has since seen action at the MLB level with the Texas Rangers, Seattle Mariners and Los Angeles Angels of Anaheim.

Bailey came to Oregon State prior to the 2008 season after spending 12 seasons at George Fox, winning a Division III national title with the Bruins in 2004.

Bailey compiled a 353-158 record - and is the winningest coach in school history - and earned National Coach of the Year honors after that 2004 national title. He was an eight-time Northwest Conference Coach of the Year honoree.

During Bailey's tenure, the Bruins won or shared eight Northwest Conference titles. George Fox advanced to the NCAA tournament six times and to the NAIA playoffs twice before moving to the NCAA.

Bailey is the winningest baseball coach in the school's history.

In 2004, Bailey's team became the first George Fox squad in any sport to win an NCAA national championship. The Bruins went 40-10 overall, setting a new single-season record for wins and tying the record for best winning percentage at .800.

After tying for the 2004 NWC title, George Fox earned an at-large bid to the NCAA tournament. The Bruins swept through four games at the NCAA West Regional in Orange, Calif., and then posted a 5-1 record at the Division III World Series in Appleton, Wis., beating Eastern Connecticut State 6-3 in the championship game.

Seven of Bailey's George Fox players signed professional contracts, including five members of the national championship team. His players earned 10 All-America honors and four Academic All-America honors.

Bailey earned his business education degree from the University of Idaho in 1978 and his master of education degree in educational administration from Oregon in 1983. Bailey earned two letters in baseball at Idaho and was the team captain.

Bailey graduated in 1974 from Moscow (Idaho) High School, where he played football, basketball and baseball, being named the baseball team's Most Valuable Player.

Bailey and his wife, Susan, have two children: son Alex, who played baseball for George Fox in 2003, and is married to Lucy; and daughter Ann. His daughter, Ann, is married to Collin Schneider and they have two children, Adlai and Evey. They are the owners of the Tried and True Coffee Shop in Corvallis.



### The File On Pat Bailey

#### Coaching Experience

**Oregon State, Assistant/Associate Coach** (2007-pres.)  
**George Fox, Head Coach** (1995-2007)  
**University of Portland, Assistant Coach** (1992)  
**West Linn High School, Head Coach** (1985-1991, 93-95)  
**Willamette High School, Head Coach** (1978-1984)

#### College Education

**Alma Mater:** Idaho, 1978  
**Degree:** Business Education  
**Masters:** Oregon, 1983 (Education)

#### Playing Career

**Collegiate:** Idaho (1977-78)  
North Idaho College (1975-76)

#### Personal

**Hometown:** Moscow, Idaho  
**High School:** Moscow High  
**Wife:** Susan  
**Children:** Alex, Ann

### Outfield Honors Under Bailey

#### All-Pac-10/12

**2008:** Daniel Robertson (HM), John Wallace (HM)  
**2009:** Adalberto Santos (HM)  
**2010:** Adalberto Santos, Rob Folsom (HM)  
**2012:** Michael Conforto (Freshman of the Year)  
**2013:** Michael Conforto (Pac-12 POY), Dylan Davis  
**2014:** Michael Conforto (Pac-12 POY), Dylan Davis, Jeff Hendrix  
**2015:** Jeff Hendrix  
**2016:** Christian Donahue

#### All-America

**2012:** Michael Conforto  
**2013:** Michael Conforto  
**2014:** Michael Conforto  
**2015:** Jeff Hendrix



## ANDY JENKINS

Assistant Coach • 5th Year

Infield/Catchers

#8

Oregon State, '12

Former Oregon State infielder Andy Jenkins is in his fifth season on the Oregon State as an assistant coach with the Beavers in 2017.

Jenkins spent two seasons at Oregon State under head coach Pat Casey, helping guide the Beavers to the 2005 College World Series. He played professional baseball for the Florida Marlins and Texas Rangers organizations before returning to Corvallis as an undergraduate assistant coach in 2012.

- Two Oregon State players under Jenkins' tutelage - Logan Ice and Nick Madrigal - earned major Pac-12 Conference honors in 2016. Ice was named the Defensive Player of the Year, while Madrigal was named the Freshman of the Year.

- Madrigal's selection gives the Beavers two consecutive Freshman of the Year honors as he joined KJ Harrison, who won it in 2015.

- Ice was named a finalist for the Johnny Bench Award in 2016. The honor is given annually to the nation's top collegiate catcher.

- Ice was charged with just one passed ball in 2016, and threw out nearly 45 percent of basestealers attempting against him.

- Oregon State's catchers have thrown out at least 50 percent of opposing basestealers in each of Jenkins' four seasons as an assistant coach. The Beavers are the only team in the Pac-12 Conference who have accomplished that feat.

- The Beavers have allowed only 91 stolen bases over that stretch, an average of less than 23 per season. They've thrown out 106 - an average of nearly 27 a season - for a 53.8 percentage.

- Oregon State's fielding percentage has been at .972 or better in each of Jenkins' four seasons. The 2014 Beavers finished with a school-record mark of .979, committing just 50 errors in 59 games.

- Since 2013, the Beavers have also turned 208 double plays, one of the top totals in the Pac-12.

- In the past three seasons, since 2014, OSU has committed just 10 passed balls. Ice, the team's starter during that stretch, was charged with only four.

- Ice, who was a second-round selection by Cleveland in the 2016 MLB Draft, ended his Oregon State career with a .996 fielding percentage and threw out 49-of-101 (48.5 percent) of opposing basestealers.

Jenkins lettered for the Beavers in 2004 and 2005, helping guide the team to its first visit to the College World Series in more than 50 years his junior season.

Jenkins, a native of Salem, Ore., was also the most prolific Beaver offensively during the team's postseason run. He batted .459 - leading the team by more than 100 points - and tallied two home runs, two doubles and 13 RBI while slugging .784.


His .388 average as a senior in 2005 still stands as the ninth-best figure in team history. He also had 56 runs batted in that season, which led the club and stands as the 10th-best mark in a season in school history.

He ended his two-year Oregon State career having played in 98 games, batting .343 with 12 home runs, 15 doubles, 86 RBI and 41 walks while striking out just 44 in more than 340 at bats. His .343 career average is just shy of being in the top 10 for a career at Oregon State.

After his Oregon State career, Jenkins was selected in the 11th round of the 2005 MLB First-Year Player Draft by Florida. He played six seasons in the Minor Leagues with Florida and Texas, reaching the Triple-A level in 2009 and 2010. His six-year career saw him tally 2,341 plate appearances and he batted .268 with 32 home runs, 116 doubles, eight triples and 277 RBI.

Jenkins came to Oregon State after a two-year career at Mt. Hood Community College where he batted .358 as a sophomore, and as a freshman, was named first-team all-league at catcher.

Jenkins graduated from Oregon State with a degree in psychology in 2012. He is a native of Salem, Ore., and married the former Jessica McGee in January 2013. The couple has a newborn, Blakey Drew Jenkins.



### The File On Andy Jenkins

#### Coaching Experience

Oregon State, Assistant Coach (2013-pres.)

Oregon State, Undergrad. Assistant Coach (2012)

#### College Education

Alma Mater: Oregon State, 2012

Degree: Psychology

#### Playing Career

Collegiate: Mt. Hood Community College (2002-03)  
Oregon State (2004-05)

MLB Draft: 11th round of 2005 Draft (Florida Marlins)

Professional: Florida Marlins system (2005-09),

Texas Rangers system (2010)

Jamestown, New York-Penn League (2005)

Greensboro, South Atlantic League (2005-06)

Jupiter, Florida State League (2007)

Carolina, Southern League (2008)

Jacksonville, Southern League (2009)

New Orleans, Pacific Coast League (2009)

Frisco, Texas League (2010)

Oklahoma City, Pacific Coast League (2010)

#### Personal

Hometown: Salem, Ore.

High School: South Salem High

Wife: Jessica

### Infield Honors Under Jenkins

#### All-America

2015: KJ Harrison (Freshman)

#### All-Pac-12

2014: Logan Ice (HM)

2015: KJ Harrison (Freshman of the Year)

2016: Logan Ice (Defensive Player of the Year),  
Nick Madrigal (Freshman of the Year), KJ Harrison



## NATE YESKIE

Assistant Coach • 9th Year

Pitchers

#21

UNLV, '03



Nate Yeskie, one of the most respected pitching coaches in the nation, is in his ninth season with the program in 2017.

Yeskie has presided over and guided a pitching staff that has been one of the most dominant in the Pac-12 Conference and nationally since he joined the Oregon State program in 2009.

- The Beavers have finished with two sub-3.00 earned run averages during his tenure, including a school-record 2.28 mark in 2013. OSU followed that up with a 2.29 ERA in 2014.
- In seven of his previous eight seasons, the Beavers have finished with sub-4.00 ERAs.
- Six pitchers have been named All-Americans during his tenure, including five since the 2013 season. Most recently, in 2016, Bryce Fehmel became the second true freshman pitcher in OSU history to be named an All-American.
- Oregon State pitchers have been named Freshman All-Americans seven times, including Fehmel in 2016.
- The Beavers have tossed 57 shutouts since 2009, an average of more than six per season. It took Oregon State nearly 19 seasons to tally 57 before Yeskie arrived in 2009.
- He was named to the nation's top pitching coach by Collegiate Baseball after the 2013 season. His staff posted a 2.28 ERA and 12 shutouts in helping the Beavers to a school-record 52 wins and a berth in the College World Series.
- Oregon State's pitchers have been drafted a total of 25 times during his tenure, with 14 coming in the top nine rounds.
- Two of those drafted, Matt Boyd and Josh Osich, pitched at the Major League level in 2016. Six others have appeared at the Triple-A level during their professional careers.
- Oregon State has appeared in the postseason in seven of his eight seasons as pitching coach.
- Yeskie mentored Ben Wetzler, who finished with a 0.78 ERA in 2014, the third-lowest mark in the modern era of the Pac-12. That season, Wetzler and the Beavers threw a school-record 15 shutouts, which also led the nation.
- In 2014, Jace Fry also threw a no-hitter for the Beavers, one of three under Yeskie. Most recently, in 2015, Drew Rasmussen threw the first perfect game in Oregon State's history, defeating Washington State. In 2010, Josh Osich out-dueled fellow future Major Leaguer Trevor Bauer in a no-hitter at UCLA.
- Andrew Moore was a second-round selection by the Seattle Mariners in the 2015 MLB Draft. In 2016, after advancing to Double-A, he was named the Mariners' Minor League Pitcher of the Year.
- Oregon State shut out UCLA to end the 2016 season, the first time in school history the Beavers shut out the same team in three consecutive games.
- Four pitchers have pitched for Team USA during his tenure: Moore, Rasmussen, Boyd and Dan Child.

Yeskie served as the pitching coach at his alma mater, UNLV, from 2005 to 2007. During his tenure with the Runnin' Rebels, Yeskie mentored eight players who earned either an All-Conference or All-Tournament Team selection.

Prior to returning to UNLV as a coach, Yeskie spent five seasons in the Minnesota Twins Minor League system, reaching as high as Double-A New Britain. He finished with a 27-24 record and 4.91 earned run average over the five seasons. Yeskie went 11-7 with Fort Wayne of the Midwest League in 1997, recording 111 strikeouts in 165 1/3 innings of work. In 2000, his last season, the La Crosse, Wis., native went 4-1 in 21 appearances.

During his time in professional baseball, Yeskie worked with MLB veterans Bert Blyleven, Mel Stottlemyre, Jr., and former pitching coach Billy Connors, who once held the position of Director of Player Personnel with the New York Yankees.

Yeskie came to the Twins organization after being drafted in the ninth round of the 1996 Major League Baseball First-Year Player Draft. Minnesota selected the right-hander after he finished his UNLV career with a 22-12 mark, including 16 complete games.

A three-year letterwinner, his 147 strikeouts in 1995 still stand as UNLV's single-season record. The mark was also fifth-best nationally that season, and coupled with his nine complete games – which led the Big West Conference – earned him First-Team All-Big West and First-Team All-Region honors.

Yeskie married the former Brittney Belshe, a former Oregon State volleyball player, in January 2012. The couple resides in Corvallis, and have a daughter, AJ.

### The File On Nate Yeskie

#### Coaching Experience

**Oregon State, Assistant Coach** (2009-pres.)  
**UNLV, Assistant Coach** (2005-2007)

#### College Education

**Alma Mater:** UNLV, 2003  
**Degree:** Communications

#### Playing Career

**Collegiate:** UNLV (1994-1996)  
**MLB Draft:** 6th round of 1993 Draft (L.A. Dodgers)  
9th round of 1996 Draft (Minnesota Twins)  
**Professional:** *Minnesota Twins system (1996-2000)*  
Elizabethtown, Appalachian League (1996)  
Fort Wayne, Midwest League (1997)  
Fort Myers, Florida State League (1998)  
New Britain, Eastern League (1998-2000)  
Grand Canyon Rafters, Arizona Fall League ('99)

#### Personal

**Birthplace:** La Crosse, Wis.  
**High School:** Carson (Nev.) High  
**Wife:** Brittney

### Pitching Honors Under Yeskie

#### All-Pac-10/12

**2009:** Sam Gaviglio (HM), Kevin Rhoderick (HM), Tyler Waldron (HM)  
**2010:** Matt Boyd (HM), Greg Peavey (HM), Kevin Rhoderick (HM)  
**2011:** Sam Gaviglio, Tony Bryant, Josh Osich (HM)  
**2012:** Dan Child (HM), Jace Fry (HM), Ben Wetzler (HM)  
**2013:** Matt Boyd, Andrew Moore (Pac-12 FOY), Ben Wetzler, Scott Schultz (HM)  
**2014:** Jace Fry (Pac-12 POY), Ben Wetzler, Scott Schultz (HM)  
**2015:** Andrew Moore, Drew Rasmussen  
**2016:** Bryce Fehmel (HM)

#### All-America

**2009:** Sam Gaviglio (Freshman)  
**2010:** Matt Boyd (Freshman)  
**2011:** Sam Gaviglio  
**2012:** Jace Fry (Freshman)  
**2013:** Andrew Moore (Freshman & Overall), Matt Boyd  
**2014:** Jace Fry, Ben Wetzler  
**2015:** Andrew Moore, Drew Rasmussen (Freshman), Mitch Hickey (Freshman)  
**2016:** Bryce Fehmel (Freshman & Overall)



## TYLER GRAHAM

Director of Player Dev.

Tyler Graham, an Oregon State alum and former Major League outfielder, is in his first year as director of player development after two seasons as an undergraduate assistant coach.

Graham, a nine-year veteran in professional baseball, made his MLB debut with the Arizona Diamondbacks in 2012. He played in 10 games for the Diamondbacks that season.

Graham finished his professional career with 267 stolen bases and a .272 average with 22 home runs and 218 runs batted in.

He lettered for Oregon State from 2003-06, and helped guide the Beavers to a national championship his senior season. OSU also won back-to-back Pac-10 titles, in 2005 and 2006.

Graham played in 151 games for the Beavers, and batted .317 with 10 doubles, two triples, one home run and 51 RBI. He also swiped 39 bases, which ranks him tied for ninth in Oregon State history.

Graham, a native of Great Falls, Mont., was selected in the 19th round of the 2006 MLB Draft by the San Francisco Giants after his career at OSU, where he was named all-conference honorable mention in 2005.



## KAVIN KEYES

Undergraduate Asst.

Kavin Keyes, who played four seasons under head coach Pat Casey at Oregon State, is in his first season as an undergraduate assistant coach with the Beavers.

A native of Sandy, Utah, Keyes came to Oregon State prior to the 2011 season and played in 216 career games, starting 194. An infielder, he batted .293 during his career, collecting 37 doubles, six triples, four home runs and 23 runs batted in.

In 2013, his junior season, he batted .316 with 12 doubles and helped Oregon State to its fifth ever College World Series. In 2014, his final season in Corvallis, he batted .329 with 23 RBI.

Keyes was named All-Pac-10 First Team in 2011 after batting .302 as a freshman. He was also named a Collegiate Baseball Freshman All-American.

He was selected in the 39th round of the 2014 MLB First-Year Player Draft by the Seattle Mariners.

Keyes played at Alta High School in Utah before coming to Oregon State.



## RON NORTHCUTT

Director of Operations  
12th Year

Ron Northcutt is in his 12th season as Director of Baseball Operations and 16th overall with the Oregon State baseball program. Prior to his tenure as Director of Baseball Operations, Northcutt served as a pitching coach for four seasons.

As Director of Operations, Northcutt plays a large role in the team's travel, camp operations and any day-to-day needs of the Oregon State baseball team.

Northcutt came to Oregon State in 1994 and served as the team's pitching coach through the 1998 season. While overseeing the staff, his pitchers led the Pac-10 North Division in earned run average in 1996 and 1997. While with OSU, Northcutt tutored Mark Newell, who was a third-team All-American selection by Baseball America in 1997, as well as Andrew Checketts, who earned NCBWA All-America second team honors in 1998. From 1995, Northcutt's first season with the Beavers, through 1998, the Beavers saw six pitchers earned All-Pac-10 Northern Division honors.

Additionally, eight pitchers were selected by Major League clubs in the First-Year Player Draft during Northcutt's tenure.

Prior to coming to Corvallis, Northcutt served as an assistant coach under Pat Casey at George Fox. He began his coaching career as a freshman coach and varsity assistant at his alma mater, Newberg High, in Newberg, Ore.

After playing at Newberg, Northcutt went on to play for Clackamas Community College, where he earned all-league honors, and the University of Portland. A native of Los Gatos, Calif., Northcutt and his wife, Linnea, have two sons, Ben, 23, and Jack, 20.



## RYAN ORTIZ

Undergraduate Asst.

Former Oregon State backstop Ryan Ortiz returns to Corvallis in 2017 for his first season as an

undergraduate assistant coach with the Beavers.

Ortiz comes back to Corvallis after spending seven seasons in the Oakland Athletics and Cleveland Indians organizations, where he played at the Triple-A level in both 2013 and 2014.

Ortiz, a native of San Pedro, Calif., lettered at Oregon State from 2007-09. With the Beavers, he played in 115 games, starting 103, where he batted .348 with 33 doubles, two triples, 10 home runs and 100 runs batted in. He also amassed 68 walks to 65 strikeouts.

He was an all-Pac-10 selection in both 2008 and 2009 before being selected in the sixth round of the 2009 MLB First-Year Player Draft by the Athletics. Ortiz was the first OSU player taken by Oakland in nearly 30 seasons.

Ortiz came to Oregon State from San Diego's St. Augustine High School. In 2009, he was named a second-team Pac-10 All-Academic selection, a year after being named honorable mention.



## ANDY PETERSON

Undergraduate Asst.

Former Oregon State infielder Andy Peterson is in his second season as an undergraduate assis-

tant coach.

Peterson was a two-year letterwinner for the Beavers, after which he was selected by the Seattle Mariners in the 2014 MLB First-Year Player Draft.

In two years with the Beavers, he played in and started 119 games, batting .289 with 13 doubles and 42 runs batted in. He was known well for his ability to bunt, tallying 36 singles in that manner while finishing with 37 sacrifice bunts.

The second baseman was a Pac-12 Honorable Mention selection as a junior and was named to the 2013 Corvallis Regional All-Tournament Team.

Peterson came to Oregon State from Santa Ana Junior College; he batted .426 with 10 doubles and 25 RBI as a junior.

A native of La Palma, Calif., he lettered four years for Kennedy High School where he was named all-league his junior and senior years. He also lettered two years as a quarterback.



## Jake Rodriguez

Assistant Coordinator of  
Baseball Camps



**Jack #29**  
**Anderson OF**

R. Junior • 6'2" • 208 • 2L  
 Bats/Throws: L/R  
 Lake Oswego, Ore.  
 Lake Oswego



**Andy #30**  
**Armstrong IF**

Freshman • 5'9" • 168 • HS  
 Bats/Throws: R/R  
 Salem, Ore.  
 West Salem

**2017**

- Academic All-District 8 First Team
- Regular season: batted .312 with five doubles, one triple and 27 runs batted in.
- Tied a career-best with three RBI on the strength of a 1-for-4 day against Abilene Christian (5/27).
- Drove home the game-winning run via a single in the 11th against Abilene Christian (5/26).
- Drove in a pair with a 2-for-5 night against Abilene Christian (5/25).
- Pushed his hit streak to five games with a 2-for-3 night against Portland, driving home two (5/16).
- Tallied a 2-for-4 night against Oregon, driving in two via a double and adding a walk and a run (5/11).
- Drove home two, via a sac fly and single, in the win over Oregon (5/2).
- Doubled and went 2-for-5 with an RBI against USC (4/29).
- Drove in a run in the 10th and walked twice in the series opener against UCLA (4/21).
- Tripled in the 16th to drive in a run, and scored the game winner in the win over Utah (4/8).
- Drove home two, doubled and finished 3-for-5 against Stanford (4/1).
- Set career highs with three hits and three runs scored in the series finale against Arizona (3/26).
- Singled twice and walked in a 5-0 win over Ball State (3/10).
- Pushed his hit streak to four games with a 2-for-4 effort against UC Davis (3/4).

**Personal**

- Major is kinesiology.
- Born June 8, 1994.
- Son of Leigh and Trent Anderson.
- Has two sisters, Ashleigh and Mary Jane, and two brothers, Max and Brock.
- Earned Honor Roll eight times at Lake Oswego High School and was a member of the National Honor Society.
- Favorite athlete is Tim Tebow.
- Favorite movie is Anchorman.
- Chose Oregon State "because of the family feel from the coaches, players and whole community."

**Anderson's Career Single-Game Highs**

Hits: 3, at Stanford, Apr 01, 2017 ; Arizona, Mar 26, 2017  
 Doubles: 2, at Portland, Mar 22, 2016 ; at Oregon, May 11, 2017  
 Triples: 1, Utah, Apr 08, 2017  
 Total bases: 4, at Stanford, Apr 01, 2017 ; at Portland, Mar 22, 2016 ; at Oregon, May 11, 2017  
 RBI: 3, at Washington State, Apr 14, 2016 ; Abilene Christian, May 27, 2017  
 Runs scored: 3, Arizona, Mar 26, 2017  
 Walks: 3, at Oregon, May 13, 2017  
 Hit by pitch: 1, 6 times  
 Struck out: 2, 5 times  
 Sac flies: 1, Washington, Apr 01, 2016 ; Oregon, May 02, 2017  
 Sac bunts: 2, Arizona State, Mar 18, 2016  
 At bats: 5, 10 times  
 Stolen bases: 1, 4 times  
 Caught stealing: 1, at Washington State, Apr 16, 2016 ; at San Diego, Mar 04, 2016 ; Ball State, Mar 10, 2017  
 Field chances: 5, 4 times

**2017**

- Regular season: batted .286 with one double and four RBI.
- Started at second in Keizer, close to his hometown of Salem, and set a season-high with two hits, driving in one and doubling (5/16).
- Drove in two in a pinch-hit AB, also earning his first career hit, in the second game of the doubleheader versus UC Davis (3/4).

**Personal**

- Majoring in human development and family sciences.
- Born May 19, 1997 in Coos Bay, Ore.
- Son of Susan and Richard Armstrong.
- Has one sister, Ayle.
- Father, Rich, played baseball at Oregon from 1961-65. Mother, Susan, played volleyball and track at Pacific University from 1979-83.
- Enjoys hiking, kayaking and anything outdoors in his spare time.
- Was on National Honor Society in high school and also served as senior vice president.
- Wants to go into the education field after his playing career is over. "I want to be a teacher and a high school coach. Giving back and having an impact on younger generations is important to me."
- Chose Oregon State because "it is close to home, with a great campus and coaching staff, with a tradition of excellence and success."

**Armstrong's Career Single-Game Highs**

Hits: 2, vs Portland, May 16, 2017 ; Abilene Christian, May 27, 2017  
 Doubles: 1, vs Portland, May 16, 2017  
 Total bases: 3, vs Portland, May 16, 2017  
 RBI: 2, UC Davis, Mar 04, 2017  
 Runs scored: 2, Washington State, May 21, 2017  
 Walks: 2, Washington State, May 21, 2017 ; Abilene Christian, May 25, 2017  
 Hit by pitch: 1, at Stanford, Apr 01, 2017  
 Struck out: 1, vs Portland, May 16, 2017 ; Abilene Christian, May 25, 2017  
 Sac bunts: 1, Abilene Christian, May 27, 2017  
 At bats: 4, vs Portland, May 16, 2017  
 Field chances: 4, Washington State, May 20, 2017 ; Abilene Christian, May 28, 2017  
 Putouts: 3, Abilene Christian, May 28, 2017  
 Assists: 3, Washington State, May 20, 2017



**Andy Atwood** #17  
**IF/OF**

Sophomore • 6'1" • 170 • 1L  
Bats/Throws: R/R  
Everett, Wash.  
O'Dea

**2017**

- Regular season: batted .239 with three doubles, one home run and 12 RBI.
- Hit his first career home run and drove in two in the finale against Abilene Christian (5/28).
- Drove in a run via a single in the eighth against Utah to tie the score at four (4/7).
- Tied a career high with a pair of RBI on the strength of a 1-for-3 day in the finale against Arizona (3/26).
- Drove in a first-inning run and tallied a two-hit effort in the opener at Arizona State (3/16).
- Recorded his first two-hit game of the season, going 2-for-2 with a double and an RBI against Ohio State (2/26).

**Personal**

- Major is undecided.
- Born November 15, 1996.
- Son of Kathy and Jim Atwood.
- On National Honor Society in high school.
- Enjoys kayaking and golf in his spare time.
- Favorite athlete is Derek Jeter. Favorite movie is The Iron Giant.
- Chose Oregon State because "it was the best fit academically and athletically for me."

**Atwood's Career Single-Game Highs**

Hits: 2, vs Ohio State, Feb 26, 2017 ; at Arizona State, Mar 16, 2017 ; San Diego State, Mar 28, 2016

Doubles: 1, 5 times

Home runs: 1, Abilene Christian, May 28, 2017

Total bases: 4, Abilene Christian, May 28, 2017

RBI: 2, at Utah, Apr 22, 2016 ; Arizona, Mar 26, 2017 ; Abilene Christian, May 28, 2017

Runs scored: 2, Abilene Christian, May 26, 2017

Walks: 1, 12 times

Struck out: 2, at Saint Mary's, Mar 28, 2017 ; Abilene Christian, May 25, 2017

Sac flies: 1, at Oregon, Apr 27, 2016 ; Arizona, Mar 24, 2017

Sac bunts: 1, at UCLA, Apr 23, 2017

At bats: 4, 5 times

Stolen bases: 1, at Arizona State, Mar 16, 2017 ; Arizona, Mar 26, 2017 ; California, May 07, 2017

Field chances: 3, 5 times

Putouts: 3, 4 times

Assists: 1, 5 times



**Jordan Britton** #31  
**LHP**

Sophomore • 6'3" • 204 • 1L  
Bats/Throws: L/L  
Caldwell, Idaho  
Caldwell

**2017**

- Regular season: went 2-0 with a 2.45 ERA in nine games, three of which were starts, over 22 innings.
- Set career highs in innings (six), strikeouts (seven) and pitches (85) against Abilene Christian for his second win of the season (5/28).
- Struck out four and limited Portland to five hits and a run in 4 2/3 innings in a start (5/16).
- Started his first game of the season and limited Oregon to two hits and a walk in 5 2/3 innings for the win (5/2).
- Tossed two scoreless innings to finish the game in the win over Nebraska (2/23).

**Personal**

- Majoring in business.
- Born October 8, 1996.
- Son of Rickey and Sue Britton.
- Enjoys hunting and hiking in his spare time.
- Was on Honor Roll in high school.
- Favorite athlete is Felix Hernandez.
- Favorite TV show is Breaking Bad.
- Chose Oregon State because "I loved the campus, loved the field and loved the environment. Also, the whole team is a brotherhood."

**Britton's Career Single-Game Highs**

Innings pitched: 6.0, Abilene Christian, May 28, 2017

Walks allowed: 5, vs Portland, May 10, 2016

Strikeouts: 7, Abilene Christian, May 28, 2017

Batters faced: 24, Abilene Christian, May 28, 2017

Field chances: 2, 4 times

Putouts: 1, at California, Mar 24, 2016 ; at California, Mar 25, 2016

Assists: 2, Seattle, May 03, 2016

Runners CS: 1, 4 times



**Elliott Cary** #9  
**OF**

R. Sophomore • 6'2" • 188 • 1L  
Bats/Throws: L/L  
Niceville, Fla.  
Niceville/Clackamas

**MLB First-Year Player Draft**

- Selected in the 32nd round of the 2014 MLB First-Year Player Draft by Washington but did not sign.

**2017**

- Regular season: batted .225 with three doubles, one triple and 11 RBI.
- Drove in a pair and went 1-for-2 with two runs and two walks against Abilene Christian.
- Walked with the game-tying run and the bases loaded, in the ninth, against Abilene Christian (5/26).
- Doubled, tripled and drove in three, tying a career high, in the finale

against Arizona (3/26).


- Posted a 2-for-5 effort against Arizona State, driving in one, in the series finale (3/18).
- Set a career-high with a 3-for-4 effort against Duke, driving in two runs (2/19).

**Personal**

- Major is sociology.
- Born October 1, 1995.
- Son of Katherine and Chuck Cary.
- Has two siblings, Fletcher and Regan.
- Father, Chuck Cary, played eight seasons in the Majors, going 14-26 with a 4.17 ERA for the Detroit Tigers, Atlanta Braves and New York Yankees.
- Enjoys hanging out, watching sports and performing community service in his spare time.
- Chose Oregon State because of “the best coaches, a great fanbase, great baseball atmosphere and they’ll make me a better person and player.”

**Cary’s Career Single-Game Highs**

Hits: 3, vs Duke, Feb 19, 2017  
 Doubles: 1, 4 times  
 Triples: 1, Arizona, Mar 26, 2017  
 Home runs: 1, at UCLA, Apr 04, 2015  
 Total bases: 5, Arizona, Mar 26, 2017  
 RBI: 3, Arizona, Mar 26, 2017 ; at Stanford, May 16, 2015  
 Runs scored: 3, Oregon, May 05, 2015  
 Walks: 2, at Stanford, May 15, 2015  
 Hit by pitch: 1, at Washington, Apr 30, 2015 ; vs Nebraska, Feb 23, 2017 ; vs Portland, May 13, 2015  
 Struck out: 2, 12 times  
 Sac flies: 1, at Stanford, Mar 31, 2017  
 Sac bunts: 1, Utah, Apr 08, 2017 ; at Stanford, Mar 31, 2017 ; Utah, May 10, 2015  
 At bats: 5, 4 times  
 Stolen bases: 1, vs Portland, May 13, 2015  
 Caught stealing: 1, vs Northwestern, Feb 13, 2015 ; Grambling State, Feb 27, 2015  
 Field chances: 8, Arizona, Mar 25, 2017  
 Putouts: 8, Arizona, Mar 25, 2017  
 Assists: 1, 4 times



**Scotland Church** #18  
**RHP**

Senior • 5’9” • 190 • 2L  
 Bats/Throws: R/R  
 Lubbock, Texas  
 Lubbock Cooper/Weatherford C.

**2017**

- Has not played.

**Personal**

- Majoring in human development and family science.
- Born March 14, 1995.
- Son of Robin and Dave Church.
- Has two brothers, Brittan and London.
- Enjoys hunting, fishing and any other outdoor activity in his spare time.
- Favorite professional athlete is Nolan Ryan.
- Chose Oregon State because of “the coaching staff.”

**Church’s Career Single-Game Highs**

Hits: 2, USC, Apr 24, 2015 ; vs Kansas, Feb 22, 2015  
 Doubles: 1, vs Oklahoma State, Feb 19, 2015 ; vs Kansas, Feb 22, 2015  
 Total bases: 3, vs Kansas, Feb 22, 2015  
 RBI: 2, vs Kansas, Feb 22, 2015  
 Runs scored: 2, vs Kansas, Feb 22, 2015 ; San Jose State, Mar 24, 2015  
 Walks: 1, San Jose State, Mar 24, 2015  
 Struck out: 1, 5 times  
 Sac flies: 1, vs Kansas State, Feb 20, 2015  
 At bats: 4, 4 times  
 Stolen bases: 2, San Jose State, Mar 24, 2015  
 Innings pitched: 6.1, at Oregon, Apr 27, 2016  
 Walks allowed: 3, vs Utah Valley, Feb 20, 2016  
 Strikeouts: 6, at Oregon, Apr 27, 2016  
 Batters faced: 23, at Oregon, Apr 27, 2016  
 Field chances: 4, at Oregon, Apr 27, 2016 ; vs Kansas State, Feb 20, 2015  
 Putouts: 3, at Oregon, Apr 11, 2015 ; USC, Apr 24, 2015 ; vs Oklahoma State, Feb 19, 2015  
 Assists: 3, at Oregon, Apr 27, 2016



**Joe Casey** #6  
**OF**

Freshman • 6’0” • 167 • HS  
 Bats/Throws: L/L  
 Corvallis, Ore.  
 Crescent Valley

**2017**

- Has not played.

**Personal**

- Major is undecided.
- Born Dec. 3, 1997.
- Son of Susan and Pat Casey.
- Father, Pat, is the head coach at Oregon State.
- Has two brothers, Jon and Brett, and one sister, Ellie.
- Aspires to be a teacher and a coach after his playing career.
- Favorite TV show is Boy Meets World.
- Chose Oregon State “to play baseball and go to school in my hometown.”



**Christian Donahue** #1  
**IF**

Junior • 5’7” • 167 • 2L  
 Bats/Throws: L/R  
 Mililani, Hawai’i  
 Iolani School

**2017**

- Regular season: batted .252 with eight doubles, one triple, 18 RBI and nine stolen bases.
- Went 2-for-3 with a run scored, RBI and two walks against USC (4/29).
- Went 2-for-4 with a pair of doubles, adding a run and an RBI (4/8).
- Doubled twice, drove in two runs and scored three in a win over Arizona State (3/17).
- Posted a 2-for-5 effort in a 5-1 win over Ball State, scoring twice (3/10).
- Drove in two and scored two runs in a 2-for-4 afternoon in the second game of the doubleheader against UC Davis (3/4).
- Tripled home a run in the first in the win over Indiana (2/20).
- Doubled home the game-winner in the sixth in the season opener against Indiana (2/17).

### Personal

- Majoring in business.
- Born May 4, 1995.
- Son of Raena and Timothy Donahue.
- Has one sister, Tiare, and one brother, Jordan.
- Father, Tim, played for three seasons in the Minor Leagues, from 1990-92, with the Cleveland Indians organization.
- Enjoys bodysurfing and hanging out with friends in his spare time.
- Favorite professional athlete is Kolten Wong.
- Chose Oregon State because "it was the best fit for me overall. The coaches are awesome and I would get the best experience here."

### Donahue's Career Single-Game Highs

Hits: 4, at Oregon, Apr 18, 2016  
Doubles: 2, 4 times  
Triples: 1, 7 times  
Home runs: 1, San Diego State, Mar 29, 2016  
Total bases: 6, at Oregon, Apr 18, 2016 ; Arizona State, Mar 20, 2016  
RBI: 3, San Diego State, Mar 29, 2016 ; vs Portland, May 13, 2015 ; UCLA, May 29, 2016  
Runs scored: 3, 7 times  
Walks: 2, 6 times  
Hit by pitch: 1, 6 times  
Struck out: 3, at UCLA, Apr 03, 2015 ; USC, Apr 24, 2015  
Sac flies: 1, 5 times  
Sac bunts: 1, 17 times  
At bats: 7, Utah, May 10, 2015 ; vs Portland, May 13, 2015  
Stolen bases: 2, at Utah, Apr 21, 2016 ; Portland, Mar 10, 2015 ; Oregon, May 02, 2017  
Caught stealing: 1, 10 times  
Field chances: 10, Fresno State, Mar 08, 2015  
Putouts: 5, 4 times  
Assists: 7, Utah, May 09, 2015 ; vs VCU, May 31, 2015



## Dakota Donovan #19 RHP

Freshman • 6'6" • 219 • HS  
Bats/Throws: R/R  
Washington, Utah  
Pine View

### 2017

- Has not played.

### Personal

- Majoring in business.
- Born July 25, 1997 in St. George, Utah.
- Son of Stephanie and Jerico Donovan.
- Has one sister, Kylie.
- Great grandfather, Jack Warren, played professionally in the Cincinnati Reds organization.
- Excelled academically; was a High Honor Roll Student. Also spent free time with Pine View's Peer Tutor program where he received an award for "exemplary behavior, performance and contributions" to the school.
- Chose Oregon State because of "the incredible coaching staff, the camaraderie the always has, the unbelievable community that supports the school, the history and success of the baseball and the educational opportunities available at OSU."



## Brandon Eisert #37 LHP

Freshman • 6'0" • 180 • HS  
Bats/Throws: L/L  
Beaverton, Ore.  
Aloha

### 2017

- Regular season: posted a 4-0 record and 2.38 ERA over 41 2/3 innings and 19 appearances. Tallied four saves.
- Set a season high with five scoreless innings against Abilene Christian, picking up the win to improve to 4-0 (5/26).
- Held Oregon scoreless over 2 1/3 innings of relief in the finale, picking up his fourth save of the season (5/13).
- Worked three scoreless innings of relief against Oregon, striking out four, earning his third save of the season (5/11).
- Retired all 10 batters he faced in 3 1/3 relief innings against Oregon, striking out six, and earned his second save of the season (5/2).
- Earned his first career save after recording a strikeout against UCLA to end the series finale (4/23).
- Worked three innings in relief against Utah, striking out one while allowing one run (4/8).
- Struck out nine, including eight straight at one point, in 3 1/3 innings of relief at Portland, earning his third win of the season (4/4).
- Earned his second win with a season-long three innings of relief against Stanford (4/1).
- Tossed two scoreless innings of relief in the comeback win at Saint Mary's (3/28).
- Picked up his first career win after striking out a career-best five in 2 1/3 innings of relief against Arizona (3/26).
- Worked 2 1/3 scoreless innings of relief against UC Davis (3/4).
- Made his collegiate debut in the win over Duke, striking out three in 1 1/3 innings of work (2/17).

### Personal

- Major is undecided.
- Born Jan. 18, 1998 in Portland, Ore.
- Son of Kristin and Bill Eisert.
- Has one sister, Emily.
- Enjoys video games, soccer and basketball in his spare time.
- Was on National Honor Society in high school.

### Eisert's Career Single-Game Highs

Innings pitched: 5.0, Abilene Christian, May 26, 2017  
Walks allowed: 3, Arizona, Mar 26, 2017  
Strikeouts: 9, at Portland, Apr 04, 2017  
Batters faced: 19, Abilene Christian, May 26, 2017  
Field chances: 3, Oregon, May 02, 2017  
Putouts: 1, at Saint Mary's, Mar 28, 2017 ; Oregon, May 02, 2017 ; Abilene Christian, May 26, 2017  
Assists: 2, Oregon, May 02, 2017



**Max Engelbrekt** #34  
**LHP**

Redshirt Senior • 6'3" • 204 • 3L  
 Bats/Throws: L/L  
 Seattle, Wash.  
 Bishop Blanchet

**2017**

- Regular season: posted a 3-0 record and 0.49 ERA in 18 1/3 innings. Saved five games and appeared in 15 overall.
- Threw a career-long 3 2/3 innings of relief against Oregon, holding the Ducks scoreless to pick up the win (5/12).
- Tossed 1 2/3 scoreless innings of relief against Cal (5/7).
- Picked up his second win of the season after holding Saint Mary's to just one hit in two scoreless innings of relief (3/28).
- Closed out his third game of the season after striking out the side against Nebraska (2/25).
- Worked 1 2/3 scoreless innings against Indiana, picking up his second save of the season (2/20).
- Closed out the season opener against Indiana, striking out both batters he faced, for his first save of 2017 (2/17).

**Personal**

- Earned his degree in finance and is pursuing a Master of Business Administration.
- Son of Dianne and Mark Engelbrekt.
- Born September 30, 1993.
- Has one sister, Lily.
- Favorite professional athlete is Felix Hernandez.
- Favorite movie is Se7en and favorite TV show is The Wire.
- Chose Oregon State "because of the competitiveness of the program."

**Engelbrekt's Career Single-Game Highs**

At bats: 1, Abilene Christian, May 27, 2017  
 Innings pitched: 3.2, at Oregon, May 12, 2017  
 Walks allowed: 4, Arizona State, Mar 24, 2013  
 Strikeouts: 4, vs Kansas, Feb 28, 2016  
 Batters faced: 16, Seattle, May 03, 2016  
 Field chances: 2, at Arizona, Mar 16, 2013 ; UCLA, May 10, 2014  
 Putouts: 1, 5 times  
 Assists: 1, 17 times  
 Runners CS: 1, 5 times

- Scattered three hits and three runs in eight innings against Arizona, striking out six (3/25).
- Held Arizona State to four hits and a run in eight innings to earn his third win of the season (3/17).
- Held Ball State to one hit and one walk over eight innings, striking out four, for his second win of the season (3/9).
- Struck out three over six innings against Duke, picking up his first win of the season (2/17).

**Personal**

- Majoring in business.
- Son of Beth and Don Fehmel
- Born December 16, 1996
- Has two brothers, Brody and Connor.
- Enjoys basketball, the beach and driving in his spare time.
- Favorite athlete is Derek Jeter and favorite movies are Lone Survivor and American Sniper.
- Chose Oregon State because it's "a national powerhouse and the coaches are very welcoming."

**Fehmel's Career Single-Game Highs**

Innings pitched: 9.0, UCLA, May 28, 2016  
 Walks allowed: 5, Utah, Apr 08, 2017  
 Strikeouts: 6, Arizona, Mar 25, 2017 ; Stanford, May 01, 2016 ; Oregon, May 14, 2016  
 Batters faced: 33, UCLA, May 28, 2016  
 Field chances: 5, vs Ohio State, Feb 24, 2017  
 Putouts: 1, 5 times  
 Assists: 3, vs Ohio State, Feb 24, 2017  
 Runners CS: 1, 7 times



**Grant Gambrell** #22  
**RHP**

Freshman • 6'4" • 220 • HS  
 Bats/Throws: R/R  
 Clovis, Calif.  
 Buchanan

**2017**

- Regular season: appeared in 13 games, all in relief, and was 1-0 with a 2.93 ERA and one save in 15 1/3 innings.
- Worked a season-long 5 2/3 innings of relief against UCLA, holding the Bruins to five hits and a run with three strikeouts (4/22).
- Earned his first career win after holding Ball State to a walk in 1 2/3 scoreless innings of relief (3/10).
- Allowed three hits and a run in three innings of relief against Duke, picking up the save in his first career collegiate appearance (2/17).

**Personal**

- Majoring in business.
- Born Nov. 21, 1997.
- Son of Nichole and James Gambrell.
- Has two brothers, Carter and Madison.
- After his playing career, wants to go into sports marketing.
- "The reason I chose OSU is because of the outstanding coaches and the relationships I built with them throughout the recruiting process. I was also very impressed with the facilities - they are second to none. While attending many games in California it was amazing to see the amount of fans and alumni that follow OSU baseball. The final reason is because of the family atmosphere that the coaches and players show on a daily basis. OSU has tradition, facilities, coaches, promotes family and loyalty, and expects to be Pac-12 and national



**Bryce Fehmel** #26  
**RHP**

Sophomore • 6'1" • 195 • 1L  
 Bats/Throws: R/R  
 Agoura Hills, Calif.  
 Agoura

**2017**

- Regular season: finished with a 4-2 record and 4.21 ERA in 12 games, 11 starts. Worked in 62 innings overall.
- Earned his fourth win of the season after limiting Washington to six hits and a run with five strikeouts in 6 2/3 innings (4/14).
- Allowed four hits and two runs in 6 1/3 innings against Utah, but did not figure in the decision (4/8).

champions every year. There isn't a better place."

#### Gambrell's Career Single-Game Highs

Innings pitched: 5.2, at UCLA, Apr 22, 2017  
Walks allowed: 3, at UCLA, Apr 22, 2017  
Strikeouts: 3, at UCLA, Apr 22, 2017  
Batters faced: 26, at UCLA, Apr 22, 2017  
Field chances: 2, at UCLA, Apr 22, 2017  
Putouts: 1, at UCLA, Apr 22, 2017  
Assists: 1, at UCLA, Apr 22, 2017



## Cadyn Grenier #2 IF

Sophomore • 5'10" • 185 • 1L  
Bats/Throws: R/R  
Henderson, Nev.  
Bishop Gorman

#### MLB First-Year Player Draft

• Selected in the 21st round by the St. Louis Cardinals in the 2015 Major League Baseball First-Year Player Draft but did not sign.

#### 2017

- Pac-12 Player of the Week March 18 after going 7-for-13 with two runs, two RBI, a double and home run in the series sweep of Arizona State.
- Regular season: batted .273 with four doubles, five triples, five home runs and 30 RBI.
- Homered and went 2-for-4 in a midweek matchup with Portland (5/16).
- Drove in the game's only run with a single to center in the fourth inning in the finale at Oregon (5/13).
- Tallied a 1-for-2 day against Cal, adding a triple, RBI and a walk (5/7).
- Hit a three-run home run and added a walk in the series finale against Utah (4/9).
- Hit a two-run home run in a 1-for-3 effort against Portland (4/4).
- Homered and went 2-for-4 with two runs scored and two RBI in the series finale at Stanford (4/2).
- Tallied a 3-for-5 day against Stanford, scoring two runs and driving in one (4/1).
- Finished the series against Arizona State with a 2-for-4 effort, driving in one (3/18).
- Tied a career-high with three hits, including his first career home run, against Arizona State (3/17).
- Went 2-for-4 in the opener at Arizona State, including a ninth-inning bunt single (3/16).
- Posted a 2-for-4 effort against Ball State, driving in a run and scoring another (3/10).
- Cleared the bases with a sixth-inning triple, the game-winning hit, in the 4-1 win in the series finale against UC Davis (3/5).
- Finished 1-for-3 in a win over UC Davis, driving in two and tripling (3/4).
- Tripled, and went 2-for-4 with a run scored and an RBI against Duke (2/19).

#### Personal

- Major is psychology.
- Born October 31, 1996.
- Son of Julie Souza-Grenier and Mark Grenier.
- Has one brother, Justen.
- Member of the National Honor Society and the AB Honor Roll each year of high school.
- Enjoys cooking, kayaking and hiking in his spare time.
- Favorite pro athlete is Troy Tulowitzki. Favorite movie is Ace Ventura: When Nature Calls.
- Chose Oregon State because of "baseball, great coaches and a totally different place than Las Vegas. OSU has great community support."

#### Grenier's Career Single-Game Highs

Hits: 3, 5 times  
Doubles: 1, 10 times  
Triples: 1, 8 times  
Home runs: 1, 5 times  
Total bases: 6, at Arizona State, Mar 17, 2017  
RBI: 4, vs Kansas State, Feb 26, 2016  
Runs scored: 3, vs Central Arkansas, Apr 09, 2016  
Walks: 3, at Utah, Apr 22, 2016 ; vs Ball State, Feb 19, 2016  
Hit by pitch: 1, 10 times  
Struck out: 3, at UCLA, Apr 21, 2017 ; Arizona State, Mar 18, 2016  
Sac flies: 1, at Stanford, Apr 01, 2017 ; at Washington, Apr 14, 2017 ; Arizona, Mar 24, 2017  
Sac bunts: 2, at UCLA, Apr 21, 2017  
At bats: 5, 14 times  
Stolen bases: 1, 6 times  
Caught stealing: 1, 7 times  
Field chances: 11, Utah, Apr 08, 2017  
Putouts: 4, 11 times  
Assists: 8, Utah, Apr 08, 2017



## Michael Gretler #10 IF/C

Junior • 6'2" • 175 • 2L  
Bats/Throws: R/R  
Bonney Lake, Wash.  
Bonney Lake

#### MLB First-Year Player Draft

• Selected in the 39th round of the 2014 MLB First-Year Player Draft by Boston but did not sign.

#### 2017

- Regular season: batted .304 with 10 doubles, four triples, two home runs and 27 RBI.
- Set a career-high with three RBI and went 3-for-4 in the finale against Washington State (5/21).
- Doubled, tripled and scored a run with an RBI in a 2-for-4 effort against Portland (5/16).
- Homered in the fourth, and finished 2-for-4 with two runs and two RBI in the series opener at Oregon (5/11).
- Tied a career-high with three hits in the series opener against California (5/5).
- Homered and finished 2-for-4 against USC (4/29).
- Drove home the game-winning run with a single up the middle in the ninth inning in the series finale at UCLA (4/23).
- Drove in the game-winning run in the 10th and went 2-for-5 in the series opener at UCLA (4/21).
- Drove in a run and finished 2-for-5 with a run scored against Washington (4/14).
- Doubled twice, drove in two runs and went 3-for-5 in the win over Stanford (4/1).
- Tripled for the second consecutive game, and went 2-for-4 with two RBI in the series finale against Ball State (3/11).
- Pushed his hit streak to five games in 2-for-4 effort against UC Davis, driving in two (3/4).
- Posted his second straight 2-for-4 game in the win over Ohio State, adding a double with an RBI and a run scored (2/26).
- Drove home a run with a seventh-inning double, finishing 1-for-3, against Ohio State (2/24).

#### Personal

- Majoring in finance.
- Born January 1, 1996.
- Son of Nancy and Jim Gretler.

- Has one brother, Mathew.
- Was on National Honor Society during his high school tenure.
- Favorite professional athletes are Derek Jeter and Russell Wilson.
- Chose Oregon State because of "the coaching staff."

**Gretler's Career Single-Game Highs**

Hits: 3, 4 times  
 Doubles: 2, at Stanford, Apr 01, 2017  
 Triples: 1, 4 times  
 Home runs: 1, at Utah, Apr 22, 2016 ; USC, Apr 29, 2017 ; at Oregon, May 11, 2017  
 Total bases: 5, 5 times  
 RBI: 3, Washington State, May 21, 2017  
 Runs scored: 2, 4 times  
 Walks: 2, 5 times  
 Hit by pitch: 1, at San Diego, Mar 05, 2016 ; UC Davis, Mar 05, 2017 ; Oregon, May 15, 2016  
 Struck out: 3, at Oregon, Apr 11, 2015 ; at Washington, Apr 30, 2015 ; vs Portland, May 13, 2015  
 Sac flies: 1, 4 times  
 Sac bunts: 1, 13 times  
 At bats: 6, Utah, Apr 08, 2017 ; vs Portland, May 13, 2015  
 Stolen bases: 2, vs Kansas State, Feb 26, 2016  
 Caught stealing: 1, Utah, May 10, 2015 ; Abilene Christian, May 25, 2017  
 Field chances: 13, Abilene Christian, May 25, 2017 ; UCLA, May 27, 2016  
 Putouts: 13, Abilene Christian, May 25, 2017  
 Assists: 5, Grambling State, Feb 28, 2015 ; Utah, May 10, 2015 ; Abilene Christian, May 26, 2017



**KJ** **#24**  
**Harrison** **IF/C**

Junior • 6'0" • 209 • 2L  
 Bats/Throws: R/R  
 Kailua, Hawai'i  
 Punahou

**MLB First-Year Player Draft**

- Selected in the 25th round of the 2014 MLB First-Year Player Draft by Cleveland but did not sign.

**2017**

- Pac-12 Player of the Week March 28.
- Academic All-District 8 First Team
- Regular season: batted .317 with 12 doubles, five home runs and 29 RBI, adding seven stolen bases.
- Hit a two-run home run in the first against California (5/6).
- Homered in the first, doubled and finished 2-for-4 with three runs batted in against USC (4/30).
- Went 2-for-4 in the opener at Washington, driving in a run in the ninth (4/13).
- Homered and went 1-for-2 with an RBI and two walks in the series finale against Utah (4/9).
- Set a career-high with four hits, and drove in four, in the win over Stanford (4/1).
- Posted a 3-for-5 effort against Arizona in the series finale, driving in one, scoring two runs and doubling (3/26).
- Drove in the game-winning run in the ninth in the series opener against Arizona (3/24).
- Doubled twice and tallied three hits for the second consecutive game in the series finale against Arizona State (3/18).
- Went 3-for-6, tying a career-high for hits, and drove in a run against Arizona State (3/17).
- Hit a fifth-inning solo home run in the series finale against Ball State (3/11).
- Homered in the first and finished 2-for-4 in a 5-2 win over Nebraska

(2/25).

- Went 3-for-4, driving in three, with a double, two runs scored and a walk in the win over Nebraska (2/23).
- Doubled, drove in two and went 2-for-4 against Duke (2/19).

**Personal**

- Majoring in business.
- Born August 11, 1996 in Honolulu.
- Son of Kaleka and Kenny Harrison.
- Has four siblings: Kaleo, Kalae, Kaikea and Kahaku.
- Father, Kenny, played collegiate baseball at Hawai'i and later professionally in the Pittsburgh Pirates system. He was a 1993 All-American at Hawai'i. He also competed in Japan.
- Mother, Kaleka, played college soccer at Colorado.
- Enjoys going to the beach, bodyboarding and bodysurfing in his spare time.
- Chose Oregon State because "I loved everything about it. It's an amazing baseball program, with amazing coaches and facilities. It felt like the right fit. It's a great college town and beautiful school. I felt very comfortable being here."

**Harrison's Career Single-Game Highs**

Hits: 4, at Stanford, Apr 01, 2017  
 Doubles: 2, 4 times  
 Triples: 2, Central Arkansas, Apr 08, 2016  
 Home runs: 2, vs Portland, May 13, 2015  
 Total bases: 9, vs Portland, May 13, 2015  
 RBI: 5, vs Kansas, Feb 22, 2015  
 Runs scored: 4, Grambling State, Feb 28, 2015  
 Walks: 3, at Oregon, Apr 18, 2016  
 Hit by pitch: 2, Grambling State, Feb 28, 2015  
 Struck out: 3, 6 times  
 Sac flies: 1, 16 times  
 At bats: 6, 5 times  
 Stolen bases: 2, at Arizona State, Mar 17, 2017  
 Caught stealing: 1, vs Indiana, Feb 20, 2017 ; Arizona State, Mar 20, 2016 ; at Oregon, May 12, 2017  
 Field chances: 17, Ball State, Mar 11, 2017 ; Utah, May 10, 2015  
 Putouts: 16, Ball State, Mar 11, 2017  
 Assists: 3, Washington, Apr 01, 2016 ; Utah, May 10, 2015  
 Runners CS: 1, UC Davis, Mar 04, 2017 ; Portland, Mar 10, 2015



**Luke** **#15**  
**Heimlich** **LHP**

Junior • 6'1" • 197 • 2L  
 Bats/Throws: L/L  
 Puyallup, Wash.  
 Puyallup

**2017**

- Golden Spikes Award Watch List.
- College Baseball Hall of Fame Pitcher of the Year Semifinalist.
- Pac-12 Pitcher of the Week on Feb. 21.
- Pac-12 Pitcher of the Week on April 24.
- Pac-12 Pitcher of the Week on May 8.
- Regular season: Made 15 starts, going 10-1 with a national low 0.81 ERA in 111 1/3 innings. Struck out 120 and held opponents to a .177 batting average.
- Closed out the regular season with eight shutout innings against Abilene Christian for his 10th win of the year (5/25).
- Scattered seven hits and a run with seven strikeouts in six innings at Oregon, picking up his eighth win (5/11).
- Set a career-best with 12 strikeouts over eight shutout innings against

California, earning his seventh win of the season (5/5).

- One-hit USC over eight innings, allowing one run with seven strikeouts, to earn his sixth win (4/28).
- Held UCLA to two hits and three walks, with 10 strikeouts, in 7 1/3 innings, but did not get the win (4/21).
- Threw his second career complete game, holding Stanford to four hits and a run, for the win in the season opener (3/31).
- Earned his fourth win of the season after holding Arizona State to two hits and two walks in the Pac-12 opener. Struck out eight (3/16).
- Struck out 11 and held Ball State to just two hits in eight innings for his third win of the season (3/10).
- Allowed just three hits over eight innings, and struck out 10 UC Davis batters, to earn the win, improving to 2-0 (3/4).
- Scattered seven hits over seven innings, striking out four, to earn the win against Nebraska (2/23).
- Struck out a career-high 11 over 5 2/3 innings, and allowed just four hits, but did not figure in the decision in the 2017 opener against Indiana (2/17).

#### Personal

- Majoring in speech communication.
- Born February 3, 1996.
- Son of Meri Lee and Mark Heimlich.
- Favorite professional athlete is Clayton Kershaw.
- Favorite movie is The Dark Knight.
- Chose Oregon State because of "the coaches."

#### Heimlich's Career Single-Game Highs

Innings pitched: 9.0, at Stanford, Mar 31, 2017 ; Washington State, May 19, 2017 ; UCLA, May 29, 2016  
Walks allowed: 5, at USC, May 21, 2016  
Strikeouts: 12, California, May 05, 2017  
Batters faced: 36, Washington State, May 19, 2017  
Field chances: 4, at Utah, Apr 22, 2016 ; Washington State, Mar 22, 2015  
Putouts: 2, vs Nebraska, Feb 23, 2017  
Assists: 4, Washington State, Mar 22, 2015  
Runners CS: 2, vs Oklahoma, Feb 21, 2015 ; vs Utah, Feb 22, 2016



## Mitch Hickey #23 RHP

Junior • 6'0" • 184 • 2L  
Bats/Throws: R/R  
Morgan Hill, Calif.  
Live Oak

#### 2017

- Regular season: appeared in seven games, all in relief, posting a 4.91 ERA in 3 2/3 innings.
- Tossed a scoreless inning of relief against Washington, striking out two (4/14).
- Earned his first save of the season with 2/3 of an inning in the ninth in the series finale against Utah (4/9).

#### Personal

- Majoring in marketing.
- Born November 11, 1995 in San Jose, Calif.
- Son of Valerie and Michael Hickey.
- Has two sisters, Jamie and Erica, and one brother, Trevor.
- Member of Honor Roll each of his year's at Live Oak.
- Favorite TV show is The Office and favorite professional athlete is Nolan Ryan.

- Chose Oregon State because it was "the best option for success on and off the field. The coaching staff is the best."

#### Hickey's Career Single-Game Highs

Innings pitched: 2.1, vs New Mexico, Feb 16, 2015  
Walks allowed: 3, Grambling State, Feb 27, 2015 ; Utah, May 10, 2015  
Strikeouts: 3, at Washington, Apr 30, 2015 ; vs Oklahoma State, Feb 19, 2015  
Batters faced: 10, San Diego State, Mar 28, 2016  
Field chances: 2, Ball State, Mar 11, 2017  
Putouts: 1, Grambling State, Feb 27, 2015 ; at Arizona State, Mar 13, 2015  
Assists: 1, 7 times  
Runners CS: 1, vs Northwestern, Feb 13, 2015 ; vs New Mexico, Feb 16, 2015 ; Oregon, May 19, 2015



## Preston Jones #33 OF

Freshman • 5'11" • 185 • HS  
Bats/Throws: R/R  
Vancouver, Wash.  
Mountain View

#### 2017

- Regular season: batted .278 with two doubles, one triple and three RBI.
- Talled his first career multi-hit (two) and multi-RBI (three) games against Abilene Christian in a 2-for-3 effort (5/25).
- Recorded his first career hit, going 1-for-3 against Washington State (5/20).
- Scored the game-winning run from second on a wild pitch against Arizona (3/25).

#### Personal

- Majoring in business.
- Born Sept. 23, 1997.
- Son of Julia and Pat Jones.
- Has two sisters, Jenna and Jasmine, and one brother, PJ.
- PJ played collegiately at Washington State and who is currently in the Seattle Mariners organization.
- Enjoys listening to music, hiking and ping pong in his spare time.
- Favorite TV show is Criminal Minds and favorite movie is The Lion King.
- Chose Oregon State because of "the beautiful campus, it feels like home and because of the tremendous baseball program."

#### Jones' Career Single-Game Highs

Hits: 2, Abilene Christian, May 25, 2017  
Doubles: 1, Abilene Christian, May 25, 2017 ; Abilene Christian, May 28, 2017  
Triples: 1, Abilene Christian, May 25, 2017  
Total bases: 5, Abilene Christian, May 25, 2017  
RBI: 3, Abilene Christian, May 25, 2017  
Runs scored: 3, Abilene Christian, May 27, 2017  
Walks: 2, Abilene Christian, May 27, 2017  
Struck out: 1, Utah, Apr 08, 2017 ; Ball State, Mar 11, 2017  
At bats: 3, 4 times  
Stolen bases: 1, Arizona, Mar 25, 2017 ; Abilene Christian, May 26, 2017  
Field chances: 5, Utah, Apr 08, 2017 ; Abilene Christian, May 28, 2017  
Putouts: 5, Utah, Apr 08, 2017 ; Abilene Christian, May 28, 2017



**Steven  
 Kwan** #4  
 OF

Sophomore • 5'8" • 169 • 1L  
 Bats/Throws: L/L  
 Fremont, Calif.  
 Washington



**Trevor  
 Larnach** #11  
 OF

Sophomore • 6'4" • 213 • 1L  
 Bats/Throws: L/R  
 Pleasant Hill, Calif.  
 College Park

**2017**

- Regular season: batted .307 with five doubles, one triple, one home run and 13 RBI with six stolen bases.
- Doubled, tripled, scored two runs and walked once in a 2-for-4 night against Portland (5/16).
- Tallied a 1-for-4 night against Oregon, driving in three and adding a double (5/12).
- Hit his first career home run, a grand slam, in the sixth inning against California (5/6).
- Drove in two runs with a seventh-inning single and went 3-for-4 in the series finale at Washington (4/15).
- Drove in the game-winning run with a single in the ninth in the series opener against Utah (4/7).
- Tied a career-best with four hits and was also intentionally walked, in the win over Stanford (4/1).
- Tallied a 2-for-4 day at Saint Mary's, scoring a run (3/28).
- Posted a 2-for-4 effort in the series-opening win over Ball State (3/9).
- Opened the season with a 2-for-4 effort against Indiana (2/17).

**Personal**

- Majoring in business.
- Born September 5, 1997 in Los Gatos, Calif.
- Son of Jane and Raymond Kwan.
- Has one brother, Ryan, and one sister, Christine.
- Enjoys dodgeball, wiffle ball and snowboarding in his spare time.
- Favorite athlete is Buster Posey.
- Favorite movie is Benchwarmers.
- Chose Oregon State because it's a "prestigious program with a beautiful campus."

**Kwan's Career Single-Game Highs**

Hits: 4, at Stanford, Apr 01, 2017 ; vs Portland, May 10, 2016  
 Doubles: 1, 7 times  
 Triples: 1, Oregon, May 13, 2016 ; vs Portland, May 16, 2017 ; UCLA, May 27, 2016  
 Home runs: 1, California, May 06, 2017  
 Total bases: 5, vs Portland, May 10, 2016 ; vs Portland, May 16, 2017  
 RBI: 4, California, May 06, 2017  
 Runs scored: 2, 5 times  
 Walks: 3, USC, Apr 30, 2017  
 Hit by pitch: 1, 4 times  
 Struck out: 2, vs Ball State, Feb 19, 2016 ; UC Davis, Mar 04, 2017  
 Sac bunts: 2, UC Davis, Mar 04, 2017  
 At bats: 5, 5 times  
 Stolen bases: 2, at UCLA, Apr 23, 2017  
 Caught stealing: 1, Arizona State, Mar 19, 2016 ; Oregon, May 14, 2016 ; Washington State, May 20, 2017  
 Field chances: 6, Arizona State, Mar 19, 2016  
 Putouts: 6, Arizona State, Mar 19, 2016  
 Assists: 1, UC Davis, Mar 05, 2017 ; at USC, May 20, 2016

**MLB First-Year Player Draft**

- Selected in the 40th round by the San Diego Padres in the 2015 Major League Baseball First-Year Player Draft but did not sign.

**2017**

- Regular season: batted .294 with 14 doubles, three home runs and 36 RBI.
- Hit a three-run home run in the sixth and went 2-for-4 with a walk against Abilene Christian (5/26).
- Tallied a 2-for-3 day against Washington State in the series finale, adding an RBI and a walk (5/21).
- Hit his second home run of the season, in the fifth, and finished 2-for-4 against Portland (5/16).
- Extended his hit streak to 10 games with 2-for-5 effort against Arizona in the series finale, scoring a run and driving in two (3/26).
- Drove in three and went 1-for-2 with a walk against Arizona State (3/17).
- Set a career-high with three hits, including a double, and walked twice in the series finale versus Ball State (3/11).
- Drove in three and went 1-for-3 in a 5-1 win over Ball State (3/10).
- Walked twice and doubled in the series-opening win over Ball State (3/9).
- Hit his first career home run and went 2-for-3 with two runs scored in the win over Indiana (2/20).

**Personal**

- Majoring in business.
- Born February 26, 1997 in Walnut Creek, Calif.
- Son of Jeannine and Adam Larnach.
- Has three brothers, Brett, Ryan and Adam, and one sister, Victoria.
- Enjoys basketball and any other physical activities in his spare time.
- Favorite pro athlete is Barry Bonds.
- Favorite TV channel is the MLB Network.
- Chose Oregon State because it "has a beautiful campus with a great baseball program. They have great coaches and a great community and OSU has an awesome gameday atmosphere."

**Larnach's Career Single-Game Highs**

Hits: 3, Ball State, Mar 11, 2017  
 Doubles: 1, 15 times  
 Home runs: 1, vs Indiana, Feb 20, 2017 ; vs Portland, May 16, 2017 ; Abilene Christian, May 26, 2017  
 Total bases: 5, vs Indiana, Feb 20, 2017 ; vs Portland, May 16, 2017 ; Abilene Christian, May 26, 2017  
 RBI: 3, Ball State, Mar 10, 2017 ; at Arizona State, Mar 17, 2017 ; Abilene Christian, May 26, 2017  
 Runs scored: 2, 5 times  
 Walks: 2, 6 times  
 Hit by pitch: 1, 6 times  
 Struck out: 3, at Stanford, Apr 01, 2017 ; at Arizona State, Mar 18, 2017  
 Sac flies: 1, 5 times  
 Sac bunts: 1, at Oregon, May 12, 2017  
 At bats: 6, at Stanford, Apr 01, 2017  
 Stolen bases: 1, at Arizona State, Mar 16, 2017  
 Caught stealing: 1, Abilene Christian, May 28, 2017  
 Field chances: 5, at USC, May 20, 2016  
 Putouts: 5, at USC, May 20, 2016



**Nick Madrigal** #3  
**IF**

Sophomore • 5'7" • 161 • 1L  
Bats/Throws: R/R  
Elk Grove, Calif.  
Elk Grove

**MLB First-Year Player Draft**

• Selected in the 17th round by the Cleveland Indians in the 2015 Major League Baseball First-Year Player Draft but did not sign.

**2017**

- Pac-12 player of the Week April 3 after going 8-for-20 with five RBI against Saint Mary's and Stanford.
- Regular season: batted .377 with 18 doubles, two triples, four home runs and 31 RBI. Also stole 15 bases in 17 attempts.
- Doubled, homered, drove in a career-high five runs, finishing 2-for-5 in the series finale against Washington State (5/21).
- Tied a career-best with four hits, adding three runs and two RBI with a double, against California (5/6).
- Tallied a 3-for-5 effort in the series opener against Cal (5/5).
- Doubled, went 2-for-4, walked and scored three runs in the series finale against USC (4/30).
- Doubled, tripled, went 3-for-5 and scored both of OSU's runs in the opener at Washington (4/13).
- Scored a run, doubled and drove in a run in a 3-for-4 day in the series finale against Utah (4/9).
- Doubled, tripled and scored a run in a 2-for-7 effort against Utah (4/8).
- Drove in three and finished 3-for-7 with two runs scored against Stanford (4/1).
- Drove in the game-winning runs via a single in the ninth and finished 2-for-5 in the comeback over Saint Mary's (3/28).
- Pushed his hit streak to 13 games by going 2-for-5 with a run, two doubles and an RBI in the series finale against Arizona (3/26).
- Set a career high with four runs and finished 3-for-4 with two walks and a double against Arizona State (3/17).
- Extended his hit streak to six games with a 2-for-5 night in a 5-1 win over Ball State (3/10).
- Hit a solo home run to open the first, and went 2-for-5 with two runs scored and two RBI in a 5-0 win over Ball State (3/10).
- Homered, walked twice and went 1-for-3 with two runs scored against UC Davis (3/4).
- Tallied a 3-for-4 day against Nebraska, scoring three runs, doubled and walked (2/23).
- Went 2-for-4 and scored a run in the win over Indiana (2/20).
- Hit a three-run home run in the second and finished 3-for-4 with a run scored against Duke (2/17).

**Personal**

- Majoring in sociology.
- Born March 5, 1997 in Sacramento, Calif.
- Son of Angie Day and Mike Madrigal.
- Has three brothers, Ty, Zack and Brooks, and one sister, Emma.
- Enjoys fishing and playing ping pong in his spare time.
- Favorite athlete is Jose Altuve. Favorite movie is Lone Survivor.
- Chose Oregon State because a "baseball atmosphere that is unbelievable. Oregon State has the best fans and coaches in the nation."

**Madrigal's Career Single-Game Highs**

Hits: 4, at Utah, Apr 22, 2016 ; vs Ball State, Feb 19, 2016 ; California, May 06, 2017  
Doubles: 2, Arizona, Mar 26, 2017  
Triples: 1, 7 times  
Home runs: 1, 5 times

Total bases: 6, 5 times  
RBI: 5, Washington State, May 21, 2017  
Runs scored: 4, at Arizona State, Mar 17, 2017  
Walks: 3, Washington State, May 19, 2017  
Hit by pitch: 1, 7 times  
Struck out: 1, 26 times  
Sac flies: 1, 4 times  
Sac bunts: 1, 17 times  
At bats: 7, at Stanford, Apr 01, 2017 ; Utah, Apr 08, 2017  
Stolen bases: 2, at Utah, Apr 22, 2016  
Caught stealing: 1, 4 times  
Field chances: 12, Utah, Apr 08, 2017  
Putouts: 8, Utah, Apr 08, 2017  
Assists: 9, vs Duke, Feb 19, 2017 ; at Arizona, May 07, 2016



**Tyler Malone** #7  
**IF**

Freshman • 5'10" • 183 • HS  
Bats/Throws: L/R  
Roseville, Calif.  
Woodcreek

**2017**

- Regular season: batted .273 with five RBI.
- Came off the bench and finished with a 2-for-2 day against California, driving in two (5/7).
- Drove home the game-tying run in the eighth inning via a sacrifice fly in the series finale at UCLA (4/23).
- Posted his first career two-hit game in the comeback win over Saint Mary's (3/28).
- Drove in the game-winning run, in the third inning, in the finale versus Arizona State via a groundout (3/18).
- Tallied his first career hit in the finale versus Ball State (3/11).

**Personal**

- Major is undecided.
- Born Nov. 4, 1997.
- Son of Angela and Todd Malone.
- Has one brother, Zack.
- Father, Todd, played in the New York Yankees organization.
- On National Honor Society in high school and earned the Student-Athlete Award from the U.S. Army.
- Aspires to be a high school teacher after his playing career because he'd also like to coach.
- Favorite professional athlete is Robinson Cano.
- Chose Oregon State because of "the coaching staff, the college town feel, the baseball reputation along with the fan support and the fact OSU is in the Pac-12."

**Malone's Career Single-Game Highs**

Hits: 2, at Saint Mary's, Mar 28, 2017 ; California, May 07, 2017  
Total bases: 2, at Saint Mary's, Mar 28, 2017 ; California, May 07, 2017  
RBI: 2, California, May 07, 2017  
Runs scored: 2, Abilene Christian, May 27, 2017  
Walks: 1, 10 times  
Hit by pitch: 1, at Stanford, Apr 01, 2017  
Struck out: 1, 5 times  
Sac flies: 1, at UCLA, Apr 23, 2017  
At bats: 3, 4 times  
Stolen bases: 1, Abilene Christian, May 27, 2017  
Caught stealing: 1, at Stanford, Apr 01, 2017  
Field chances: 10, Abilene Christian, May 26, 2017  
Putouts: 10, Abilene Christian, May 26, 2017  
Assists: 2, Abilene Christian, May 27, 2017



**Christian  
Martinek** #20  
**LHP**

R. Sophomore • 6'4" • 234 • 1L  
Bats/Throws: L/L  
Beaverton, Ore.  
Jesuit

**2017**

- Has not played.

**Personal**

- Majoring in digital communication arts.
- Born October 4, 1995.
- Son of Brenda and Brian Martinek.
- Has two sisters, Erin and Danielle, and one brother, Taylor.
- Enjoys playing with his dog and driving his car in his spare time.
- Chose Oregon State because "Oregon State has been there for me. When I met the coaches and walked around the campus, I fell in love with Oregon State. It's a very family-oriented program with a great atmosphere. That's the type of program I wanted to be in and that's what I found at Oregon State."

**Martinek's Career Single-Game Highs**

Innings pitched: 1.0, at Oregon, Apr 27, 2016 ; at California, Mar 24, 2016  
Walks allowed: 1, at Oregon, Apr 18, 2016  
Strikeouts: 1, at Oregon, Apr 27, 2016 ; at USC, May 21, 2016  
Batters faced: 5, at Oregon, Apr 27, 2016



**George  
Mendazona** #13  
**IF**

Freshman • 5'11" • 176 • HS  
Bats/Throws: L/R  
Madras, Ore.  
Ridgeview

**2017**

- Has appeared in 13 games, three starts, with 10 at bats, one run and one RBI.

**Personal**

- Major is undecided.
- Born Aug. 31, 1997 in Corvallis, Ore.
- Son of Jeanne and Mike Mendazona.
- Has one sister, Rachel.
- Grandfather Jim Jarvis played basketball, baseball and golf at Oregon State. Grandfather Henry Mendazona played baseball at Oregon State.
- Enjoys golf, fly fishing and FIFA in his spare time.
- Aspires to go into sports broadcasting after his playing career.
- Favorite professional athlete is Chase Utley.
- Chose Oregon State because "my family went here, it has a great baseball program and I have great friends that go to OSU."

**Mendazona's Career Single-Game Highs**

RBI: 1, USC, Apr 30, 2017  
Runs scored: 1, UC Davis, Mar 04, 2017  
Walks: 1, UC Davis, Mar 04, 2017  
Hit by pitch: 1, USC, Apr 30, 2017

Struck out: 1, at Arizona State, Mar 17, 2017 ; California, May 05, 2017 ; Washington State, May 21, 2017  
At bats: 2, vs Indiana, Feb 20, 2017 ; Washington State, May 21, 2017  
Field chances: 1, 6 times  
Putouts: 1, vs Indiana, Feb 20, 2017  
Assists: 1, 5 times



**Jake  
Mulholland** #38  
**LHP**

Freshman • 6'2" • 190 • HS  
Bats/Throws: L/L  
Snohomish, Wash.  
Snohomish

**2017**

- Named Pac-12 Pitcher of the Week April 10 after going 2-0 with a save in 10 2/3 innings combined against Portland and Utah.
- Regular season: made 24 appearances, all in relief, and posted a 6-1 record with a 1.39 ERA in 45 1/3 innings. Held opponents to a .186 average and saved six games.
- Earned his sixth win with 2 2/3 scoreless innings of relief against Portland (5/16).
- Worked a career-long 6 2/3 innings, allowing two hits and a run, to earn the win in extra innings against Utah (4/8).
- Struck out a season-best five in 2 1/3 innings of relief against Portland for his third save of the season (4/4).
- Picked up his second save after a perfect ninth against Saint Mary's, striking out two (3/28).
- Earned the save with three scoreless innings against Ball State, striking out two (3/10).
- Picked up his first career win after throwing four scoreless innings in relief against UC Davis, facing one over the minimum (3/5).
- Worked three scoreless innings against Nebraska, striking out three while allowing two hits (2/25).
- Tossed two scoreless innings against Indiana, scattering two hits while striking out one (2/20).
- Made his collegiate debut in the opener against Indiana, striking out three in 2 1/3 innings of relief (2/17).

**Personal**

- Major is undecided.
- Born March 4, 1997 in Corona, Calif.
- Son of Jennifer and Michael Mulholland.
- Has two sisters, Devin and Cori.
- Enjoys ping pong, biking and fishing in his spare time.
- Favorite TV show is The Office.
- Wants to go into sports marketing or become a lawyer after his playing career.
- Chose Oregon State because "I felt that Oregon State would give me the best possible opportunity to better myself as a student as well as a baseball player. And to achieve the goal of winning the College World Series."

**Mulholland's Career Single-Game Highs**

Innings pitched: 6.2, Utah, Apr 08, 2017  
Walks allowed: 3, Utah, Apr 08, 2017  
Strikeouts: 5, at Portland, Apr 04, 2017  
Batters faced: 24, Utah, Apr 08, 2017  
Field chances: 1, 8 times  
Putouts: 1, USC, Apr 29, 2017 ; Washington State, May 21, 2017  
Assists: 1, 6 times



**Tommy Paul** #40  
**RHP**

Sophomore • 6'6" • 206 • 1L  
Bats/Throws: R/R  
Sherwood, Ore.  
Sherwood

**2017**

• Appeared in two games, both in relief, and went 0-0 with a 4.50 ERA in two innings.

**Personal**

- Majoring in business.
- Born June 10, 1997.
- Son of Marianne and Eric Paul.
- Has one brother, Charlie, and one sister, Katie.
- Member of National Honor Society and the Honor Roll in high school.
- Enjoys fly fishing in his spare time.
- Favorite pro athlete is Felix Hernandez and favorite movie is Black Hawk Down.
- Chose Oregon State because "it has always been a dream of mine to play D-1 baseball at Oregon State."

**Paul's Career Single-Game Highs**

Innings pitched: 3.0, vs Portland, May 10, 2016  
Walks allowed: 3, Central Arkansas, Apr 10, 2016 ; vs Utah Valley, Feb 20, 2016  
Strikeouts: 4, vs Utah Valley, Feb 20, 2016  
Batters faced: 11, vs Utah Valley, Feb 20, 2016 ; vs Portland, May 10, 2016  
Field chances: 2, vs Ohio State, Feb 24, 2017  
Putouts: 1, Stanford, Apr 30, 2016 ; vs Ohio State, Feb 24, 2017  
Assists: 1, vs Ohio State, Feb 24, 2017 ; vs Portland, May 10, 2016  
Runners CS: 1, vs William & Mary, Mar 05, 2016 ; San Diego State, Mar 29, 2016



**Drew Rasmussen** #25  
**RHP**

R. Sophomore • 6'2" • 225 • 2L  
Bats/Throws: R/R  
Spokane, Wash.  
Mt. Spokane

**MLB First-Year Player Draft**

• Selected in the 39th round of the 2014 MLB First-Year Player Draft by Arizona but did not sign.

**2017**

- Regular season: made five appearances, including three starts, and went 3-0 with a 0.51 ERA in 17 2/3 innings. Earned one save and held opponents to a .175 average.
- Closed out the regular season with six scoreless innings against Abilene Christian, striking out five, for his third win of the year (5/27).
- Earned his second win of the season after limiting Washington State to three hits and a walk in 5 2/3 scoreless innings (5/21).
- Started, and held Oregon to a hit and an unearned run, with five strikeouts, in three innings (5/12).
- Made his season debut in the series opener versus USC, facing two batters to earn his first career save (4/28).

**Personal**

- Majoring in finance.
- Born July 27, 1995 in Puyallup, Wash.
- Son of Kim and Mark Rasmussen.
- Has one sister, Kendle.
- Enjoys fishing and hanging out in his spare time.
- Was on the Honor Roll at Mt. Spokane all four years.
- Chose Oregon State because it's "a great program, a great campus and a great environment to achieve both on and off the field goals."

**Rasmussen's Career Single-Game Highs**

Innings pitched: 9.0, Washington State, Mar 21, 2015 ; California, May 23, 2015  
Walks allowed: 4, 4 times  
Strikeouts: 12, San Francisco, Mar 11, 2016  
Batters faced: 33, USC, Apr 25, 2015  
Field chances: 3, 5 times  
Putouts: 2, Arizona State, Mar 18, 2016 ; Abilene Christian, May 27, 2017  
Assists: 3, Fresno State, Mar 07, 2015 ; vs VCU, May 31, 2015  
Runners CS: 1, 6 times



**Adley Rutschman** #35  
**C/IF**

Freshman • 6'2" • 208 • HS  
Bats/Throws: S/R  
Sherwood, Ore.  
Sherwood

**MLB First-Year Player Draft**

• Selected in the 40th round of the 2016 MLB First-Year Player Draft by Seattle but did not sign.

**2017**

- Regular season: batted .240 with six doubles, one triple, two home runs and 29 RBI.
- Equaled a season-high with three hits, adding a run and RBI, against Washington State (5/20).
- Homered in the fourth, and tied a season-best with three hits, driving in two, in the series opener at Oregon (5/11).
- Drove in two runs via a sac fly and then a single in the series finale against California (5/7).
- Tied a career-best with three RBI in the opener against Cal, going 2-for-4 with a double (5/5).
- Tallied a 2-for-4 effort against Oregon, driving in one (5/2).
- Drove home two with an eighth-inning single in the series finale against USC (4/30).
- Tallied his second career three-hit game, doubling and driving in a run against Washington (4/14).
- Hit a sac fly in the 16th inning to drive in the game-winning run against Utah (4/8).
- Drove a pinch-hit single into left in the sixth inning at Portland, driving in two, including the game-winning run (4/4).
- Hit his first career home run and drove in a season-best three runs in the series finale at Stanford (4/2).
- Tallied a 2-for-5 effort against Stanford, scoring two runs (4/1).
- Hit his first career triple, driving in a run, in the series finale versus Ball State (3/11).
- Doubled twice, scored two runs, drove in one run and went 3-for-5 in the second game of a DH against UC Davis (3/4).
- Posted his first career multi-hit game, against Nebraska, going 2-for-4 with a run in the win (2/23).
- Recorded his first career hit, RBI and two runs scored in the win over Duke (2/19).

**Personal**

- Major is undecided.
- Born Feb. 6, 1998 in Portland, Ore.
- Son of Carol and Randy Rutschman.
- Has one sister, Josie.
- Father, Randy, played collegiately at Linfield. Grandfather, Ad, was head football coach at Linfield until 1991.
- Enjoys golf and fishing in his spare time.
- Member of the National Honor Society in high school.
- Chose Oregon State because of “great coaching, the town and the school.”

**Rutschman’s Career Single-Game Highs**

- Hits: 3, 4 times  
 Doubles: 2, UC Davis, Mar 04, 2017  
 Triples: 1, Ball State, Mar 11, 2017  
 Home runs: 1, at Stanford, Apr 02, 2017 ; at Oregon, May 11, 2017  
 Total bases: 6, at Oregon, May 11, 2017  
 RBI: 3, at Stanford, Apr 02, 2017 ; California, May 05, 2017  
 Runs scored: 2, 5 times  
 Walks: 2, 4 times  
 Hit by pitch: 1, vs Ohio State, Feb 26, 2017 ; Washington State, May 21, 2017  
 Struck out: 2, 6 times  
 Sac flies: 1, 6 times  
 Sac bunts: 1, at Stanford, Apr 02, 2017 ; at Washington, Apr 13, 2017  
 At bats: 5, 6 times  
 Stolen bases: 1, 4 times  
 Field chances: 17, vs Indiana, Feb 17, 2017  
 Putouts: 16, vs Indiana, Feb 17, 2017  
 Assists: 4, Ball State, Mar 11, 2017  
 Runners CS: 2, California, May 06, 2017



**Zak Taylor** #16  
**C/IF**

Sophomore • 6’2” • 204 • 1L  
 Bats/Throws: R/R  
 Sherwood, Ore.  
 Sherwood

**2017**

- Regular season: batted .232 with two doubles and six RBI.
- Drove home two on a double in the sixth against Arizona (3/25).
- Walked once and finished 1-for-3 in the finale versus Arizona State (3/18).

**Personal**

- Major is undecided.
- Born September 6, 1996 in Tualatin, Ore.
- Son of Holly and Mo Taylor.
- Was on National Honor Society and the Honor Roll in high school.
- Enjoys golf in his spare time.
- Favorite pro athlete is Miguel Cabrera.
- Favorite move is Bull Durham.
- Chose Oregon State because it’s “an outstanding baseball program, to get a great education and it is close to home.”

**Taylor’s Career Single-Game Highs**

- Hits: 2, Arizona, Mar 25, 2017  
 Doubles: 1, vs Duke, Feb 17, 2017 ; Arizona, Mar 25, 2017  
 Total bases: 3, Arizona, Mar 25, 2017  
 RBI: 2, at Stanford, Apr 01, 2017 ; Arizona, Mar 25, 2017  
 Runs scored: 2, at Stanford, Apr 02, 2017 ; Arizona, Mar 26, 2017  
 Walks: 1, 4 times

Hit by pitch: 1, vs Duke, Feb 17, 2017 ; vs Kansas State, Feb 26, 2016  
 Struck out: 2, Utah, Apr 07, 2017 ; at UCLA, Apr 22, 2017 ; at Oregon, May 13, 2017

Sac flies: 1, vs Duke, Feb 19, 2017 ; vs Kansas, Feb 27, 2016

Sac bunts: 1, at Stanford, Apr 02, 2017

At bats: 4, 6 times

Field chances: 14, at Stanford, Mar 31, 2017

Putouts: 13, at Stanford, Mar 31, 2017

Assists: 2, Utah, Apr 07, 2017



**Jake Thompson** #44  
**RHP**

R. Junior • 6’2” • 201 • 3L  
 Bats/Throws: R/R  
 Florence, Ore.  
 Siuslaw

**MLB First-Year Player Draft**

- Selected in the 34th round of the 2013 MLB First-Year Player Draft by the Chicago Cubs but did not sign.

**2017**

- NCBWA National Pitcher of the Month for April after going 4-0 with a 0.71 earned run average.
- College Baseball Hall of Fame Pitcher of the Year Semifinalist.
- Academic All-District 8 First Team
- Pac-12 Pitcher of the Week on March 21.
- Regular season: made 16 appearances, including 15 starts, and was 12-0 with a 1.31 ERA in 103 innings. Struck out 96 and held opponents to a .183 average.
- Tossed a complete-game shutout versus Washington State, the first of his career, to become the nation’s first 12-game winner (5/20).
- Picked up win No. 11 after limiting Oregon to three hits and two walks in 6 2/3 scoreless innings (5/13).
- Earned his 10th win of the season after holding Cal to two runs with six strikeouts in 6 1/3 innings (5/7).
- Struck out a career-high 11 and held USC to five hits and a run over eight innings for his ninth win of the season (4/30).
- Held UCLA to three hits - none through six - with a run and three strikeouts, but did not figure in the decision in the series finale (4/23).
- Tied for the nation’s lead with his eighth win after holding Washington to six hits and three walks, with seven strikeouts (4/15).
- Earned his seventh win after allowing Utah just one hit and one run in a career-long 8 1/3 innings, striking out seven (4/9).
- Spun seven scoreless innings at Stanford, striking out six, to earn his sixth win of the season (4/2).
- Held Arizona State to two hits and three walks with 10 strikeouts for his fifth win of the season (3/18).
- Tied a season and career high with eight strikeouts against Ball State, getting the win after allowing one run in 7 1/3 innings (3/11).
- Started against Ohio State and tossed a career-long eight innings, limiting the Buckeyes to only a bunt single and solo home run. Earned his third win of 2017 (2/26).
- Set a career-high with eight strikeouts and held Indiana to three hits and a run in 5 1/3 innings for his second win of the season (2/20).
- Faced one batter in the season-opening win over Indiana, getting the win (2/17).

**Personal**

- Majoring in economics.
- Born September 22, 1994.

- Son of Pam and Jon Thompson.
- Has one brother, Joe.
- Enjoys fishing, golf, watching movies and playing basketball in his spare time.
- On National Honor Society in high school.
- On Honor Roll for four years.
- Favorite athlete is Prince Fielder.
- Chose Oregon State because of “the history and the closeness of the baseball team.”

#### Thompson's Career Single-Game Highs

Innings pitched: 9.0, Washington State, May 20, 2017  
Walks allowed: 4, at Portland, Apr 01, 2014 ; Arizona, Mar 26, 2017  
Strikeouts: 11, USC, Apr 30, 2017  
Batters faced: 30, 4 times  
Field chances: 5, at UC Irvine, Jun 02, 2014  
Putouts: 2, vs Kansas State, Feb 26, 2016  
Assists: 5, at UC Irvine, Jun 02, 2014  
Runners CS: 1, 6 times



## Sam Tweedt #12 RHP

R. Sophomore • 6'3" • 216 • 1L  
Bats/Throws: R/R  
Salem, Ore.  
South Salem

#### 2017

- Regular season: pitched in 11 games, six starts, and was 3-0 with a 2.81 ERA in 32 innings.
- Tossed 1 2/3 scoreless innings of relief against Portland, striking out two (5/16).
- Scattered three hits and two runs with five strikeouts in 5 2/3 innings against UC Davis for his third win of the season (3/4).
- Picked up his second win after holding Nebraska to seven hits and two runs with four strikeouts in five innings (2/25).
- Made his first start of the season, picking up the win against Duke, after scattering two hits and a run in six innings (2/17).

#### Personal

- Major is finance.
- Born October 23, 1995.
- Son of Anne and Darin Tweedt.
- Has one sister, Madelein.
- Enjoys fishing, watching other sports and movies, collecting shoes and editing photography in his spare time.
- Was on Honor Roll all eight semesters of high school.
- Chose Oregon State because the “coaching staff is the best around and the program is top notch with a rich tradition.”

#### Tweedt's Career Single-Game Highs

Innings pitched: 8.0, San Jose State, Mar 24, 2015  
Walks allowed: 3, vs Oklahoma, Feb 21, 2015 ; Oregon, May 05, 2015  
Strikeouts: 6, at Portland, Mar 04, 2015 ; Portland, Mar 10, 2015  
Batters faced: 27, San Jose State, Mar 24, 2015  
Field chances: 2, 4 times  
Putouts: 1, 4 times  
Assists: 1, 9 times  
Runners CS: 1, 4 times



## Mitchell Verburg #32 RHP

Freshman • 6'2" • 186 • HS  
Bats/Throws: R/R  
Lake Oswego, Ore.  
Lake Oswego

#### 2017

- Regular season: made 14 appearances, all in relief, and was 1-0 with 0.93 ERA in 9 2/3 innings. Saved two games.
- Picked up his second save after retiring the final two batters of the game in a win over Oregon (5/12).
- Earned his first career win after going a scoreless inning in relief in the series finale at UCLA (4/23).
- Got out of a bases-loaded jam in the ninth and worked 1 1/3 scoreless innings of relief against Washington (4/13).
- Tossed a perfect ninth, picking up two strikeouts, against Stanford (4/1).
- Faced one batter in the win over Duke, getting the game's last out for his first career save (2/17/17).

#### Personal

- Major is undecided.
- Born Jan. 28, 1998 in Portland, Ore.
- Son of Shawanna and Rick Verburg.
- Has one brother, Daniel.
- Enjoys fishing, school and billiards in his spare time.
- Aspires to be in the physical therapy business after his baseball career.
- Biggest athletic thrill to date is coming to Oregon State to play baseball.
- Chose Oregon State because of the “fit with the school and the best baseball program in the country.”

#### Verburg's Career Single-Game Highs

Innings pitched: 1.1, at Washington, Apr 13, 2017  
Walks allowed: 1, 4 times  
Strikeouts: 2, at Stanford, Apr 01, 2017 ; at Washington, Apr 13, 2017 ; Ball State, Mar 10, 2017  
Batters faced: 7, at Washington, Apr 13, 2017  
Field chances: 1, at Washington, Apr 13, 2017 ; USC, Apr 29, 2017 ; Arizona, Mar 26, 2017  
Assists: 1, USC, Apr 29, 2017 ; Arizona, Mar 26, 2017



## Elliot Willy #14 OF

Freshman • 6'3" • 203 • HS  
Bats/Throws: R/R  
Bend, Ore.  
Bend

#### 2017

- Has not played.

#### Personal

- Majoring in agriculture business management.
- Born June 6, 1997 in Coeur d'Alene, Idaho.

- Son of Theresa and Roy Willy.
- Has one brother, Seth, and one sister, Annika.
- Wants to own a farm or work on one when his playing career is over.
- Favorite professional athlete is Madison Bumgarner.
- Favorite thing about baseball is the battle between the batter and the pitcher.
- Chose Oregon State “for the blue-collar atmosphere and the team unity.” Also because of the family atmosphere with both the school and the baseball program.”



**Zack #28**  
**Zalesky C/IF**

Freshman • 5'9" • 189 • HS  
Bats/Throws: L/R  
Corvallis, Ore.  
Corvallis

**2017**

- Has not played.

**Personal**

- Majoring in business.
- Born May 8, 1998 in Iowa City, Iowa.
- Son of Teri and Jim Zalesky. Father, Jim, is the Oregon State wrestling program's head coach.
- Has one brother, Luke, and two sisters, Nicolette and Jaelyn.
- Aspires to go into business marketing or finance in a sports company after his playing career because "I still want to be around sports."
- Favorite TV show is How I Met Your Mother and favorite movie is The Dark Knight.
- Has been active in the community in the past, volunteering at a soup kitchen.
- Chose Oregon State because of "the great atmosphere, the coaching staff, and the chance to win a national title."

Anderson, Jack

| Year  | Avg  | GP  | GS | AB  | R  | H  | 2B | 3B | HR | RBI | TB | SLG% | BB | HBP | SO | GDP | OB%  | SF | SH | SB | ATT | PO  | A | E | FLD%  |
|-------|------|-----|----|-----|----|----|----|----|----|-----|----|------|----|-----|----|-----|------|----|----|----|-----|-----|---|---|-------|
| 2015  | .429 | 5   | 0  | 7   | 2  | 3  | 0  | 0  | 0  | 0   | 3  | .429 | 2  | 0   | 2  | 0   | .556 | 0  | 0  | 0  | 0   | 0   | 0 | 0 | .000  |
| 2016  | .271 | 49  | 33 | 140 | 22 | 38 | 4  | 0  | 0  | 22  | 42 | .300 | 22 | 4   | 16 | 5   | .383 | 1  | 3  | 1  | 3   | 85  | 2 | 2 | .978  |
| 2017  | .312 | 50  | 36 | 138 | 30 | 43 | 5  | 1  | 0  | 27  | 50 | .362 | 24 | 2   | 20 | 5   | .418 | 1  | 5  | 3  | 4   | 73  | 2 | 0 | 1.000 |
| TOTAL | .295 | 104 | 69 | 285 | 54 | 84 | 9  | 1  | 0  | 49  | 95 | .333 | 48 | 6   | 38 | 10  | .405 | 2  | 8  | 4  | 7   | 158 | 4 | 2 | .988  |

Armstrong, Andy

| Year  | Avg  | GP | GS | AB | R | H | 2B | 3B | HR | RBI | TB | SLG% | BB | HBP | SO | GDP | OB%  | SF | SH | SB | ATT | PO | A | E | FLD% |
|-------|------|----|----|----|---|---|----|----|----|-----|----|------|----|-----|----|-----|------|----|----|----|-----|----|---|---|------|
| 2017  | .286 | 18 | 8  | 21 | 6 | 6 | 1  | 0  | 0  | 4   | 7  | .333 | 5  | 1   | 2  | 0   | .444 | 0  | 1  | 0  | 0   | 8  | 6 | 3 | .824 |
| TOTAL | .286 | 18 | 8  | 21 | 6 | 6 | 1  | 0  | 0  | 4   | 7  | .333 | 5  | 1   | 2  | 0   | .444 | 0  | 1  | 0  | 0   | 8  | 6 | 3 | .824 |

Atwood, Andy

| Year  | Avg  | GP | GS | AB | R  | H  | 2B | 3B | HR | RBI | TB | SLG% | BB | HBP | SO | GDP | OB%  | SF | SH | SB | ATT | PO | A | E | FLD%  |
|-------|------|----|----|----|----|----|----|----|----|-----|----|------|----|-----|----|-----|------|----|----|----|-----|----|---|---|-------|
| 2016  | .211 | 22 | 7  | 19 | 8  | 4  | 2  | 0  | 0  | 3   | 6  | .316 | 4  | 0   | 5  | 0   | .333 | 1  | 0  | 0  | 0   | 4  | 0 | 0 | 1.000 |
| 2017  | .239 | 36 | 21 | 71 | 11 | 17 | 3  | 0  | 1  | 12  | 23 | .324 | 8  | 0   | 12 | 3   | .313 | 1  | 1  | 3  | 3   | 26 | 5 | 4 | .886  |
| TOTAL | .233 | 58 | 28 | 90 | 19 | 21 | 5  | 0  | 1  | 15  | 29 | .322 | 12 | 0   | 17 | 3   | .317 | 2  | 1  | 3  | 3   | 30 | 5 | 4 | .897  |

Britton, Jordan

| Year  | ERA  | W | L | App | GS | CG | SHO | CBO | SV | IP   | H  | R  | ER | BB | SO | 2B | 3B | HR | BF  | B/Avg | WP | HBP | BK | SFA | SHA |
|-------|------|---|---|-----|----|----|-----|-----|----|------|----|----|----|----|----|----|----|----|-----|-------|----|-----|----|-----|-----|
| 2016  | 4.75 | 0 | 2 | 14  | 3  | 0  | 0   | 1   | 1  | 30.1 | 25 | 18 | 16 | 15 | 21 | 3  | 0  | 1  | 130 | .236  | 1  | 3   | 2  | 0   | 6   |
| 2017  | 2.45 | 2 | 0 | 9   | 3  | 0  | 0   | 0   | 0  | 22.0 | 17 | 7  | 6  | 7  | 16 | 3  | 1  | 0  | 92  | .207  | 1  | 0   | 0  | 0   | 3   |
| TOTAL | 3.78 | 2 | 2 | 23  | 6  | 0  | 0   | 1   | 1  | 52.1 | 42 | 25 | 22 | 22 | 37 | 6  | 1  | 1  | 222 | .223  | 2  | 3   | 2  | 0   | 9   |

Cary, Elliott

| Year  | Avg  | GP | GS | AB  | R  | H  | 2B | 3B | HR | RBI | TB | SLG% | BB | HBP | SO | GDP | OB%  | SF | SH | SB | ATT | PO  | A | E | FLD% |
|-------|------|----|----|-----|----|----|----|----|----|-----|----|------|----|-----|----|-----|------|----|----|----|-----|-----|---|---|------|
| 2015  | .258 | 36 | 24 | 93  | 17 | 24 | 1  | 1  | 1  | 13  | 30 | .323 | 10 | 2   | 29 | 0   | .343 | 0  | 1  | 1  | 3   | 35  | 2 | 1 | .974 |
| 2017  | .225 | 43 | 20 | 80  | 12 | 18 | 3  | 1  | 0  | 11  | 23 | .288 | 8  | 1   | 22 | 0   | .300 | 1  | 2  | 0  | 0   | 65  | 2 | 1 | .985 |
| TOTAL | .243 | 79 | 44 | 173 | 29 | 42 | 4  | 2  | 1  | 24  | 53 | .306 | 18 | 3   | 51 | 0   | .323 | 1  | 3  | 1  | 3   | 100 | 4 | 2 | .981 |

Church, Scotland

| Year  | Avg  | GP | GS | AB | R | H | 2B | 3B | HR | RBI | TB | SLG% | BB | HBP | SO | GDP | OB%  | SF | SH | SB | ATT | PO | A  | E | FLD%  |
|-------|------|----|----|----|---|---|----|----|----|-----|----|------|----|-----|----|-----|------|----|----|----|-----|----|----|---|-------|
| 2015  | .243 | 17 | 11 | 37 | 5 | 9 | 2  | 0  | 0  | 4   | 11 | .297 | 1  | 0   | 5  | 1   | .256 | 1  | 0  | 2  | 2   | 18 | 4  | 1 | .957  |
| 2016  | .000 | 0  | 0  | 0  | 0 | 0 | 0  | 0  | 0  | 0   | 0  | .000 | 0  | 0   | 0  | 0   | .000 | 0  | 0  | 0  | 0   | 3  | 6  | 0 | 1.000 |
| TOTAL | .243 | 17 | 11 | 37 | 5 | 9 | 2  | 0  | 0  | 4   | 11 | .297 | 1  | 0   | 5  | 1   | .256 | 1  | 0  | 2  | 2   | 21 | 10 | 1 | .969  |

| Year  | ERA  | W | L | App | GS | CG | SHO | CBO | SV | IP   | H  | R  | ER | BB | SO | 2B | 3B | HR | BF  | B/Avg | WP | HBP | BK | SFA | SHA |
|-------|------|---|---|-----|----|----|-----|-----|----|------|----|----|----|----|----|----|----|----|-----|-------|----|-----|----|-----|-----|
| 2015  | 0.00 | 1 | 0 | 12  | 0  | 0  | 0   | 0   | 0  | 17.2 | 10 | 3  | 0  | 12 | 8  | 2  | 0  | 0  | 71  | .179  | 2  | 1   | 0  | 0   | 2   |
| 2016  | 3.60 | 0 | 0 | 16  | 0  | 0  | 0   | 0   | 1  | 30.0 | 23 | 13 | 12 | 17 | 23 | 6  | 0  | 1  | 133 | .215  | 1  | 7   | 0  | 1   | 1   |
| TOTAL | 2.27 | 1 | 0 | 28  | 0  | 0  | 0   | 0   | 1  | 47.2 | 33 | 16 | 12 | 29 | 31 | 8  | 0  | 1  | 204 | .202  | 3  | 8   | 0  | 1   | 3   |

Donahue, Christian

| Year  | Avg  | GP  | GS  | AB  | R  | H   | 2B | 3B | HR | RBI | TB  | SLG% | BB | HBP | SO  | GDP | OB%  | SF | SH | SB | ATT | PO  | A   | E  | FLD% |
|-------|------|-----|-----|-----|----|-----|----|----|----|-----|-----|------|----|-----|-----|-----|------|----|----|----|-----|-----|-----|----|------|
| 2015  | .287 | 51  | 47  | 174 | 33 | 50  | 6  | 1  | 0  | 14  | 58  | .333 | 15 | 3   | 38  | 3   | .352 | 1  | 8  | 9  | 15  | 68  | 133 | 11 | .948 |
| 2016  | .339 | 51  | 47  | 192 | 32 | 65  | 11 | 5  | 1  | 29  | 89  | .464 | 15 | 3   | 30  | 3   | .393 | 1  | 5  | 9  | 12  | 70  | 6   | 4  | .950 |
| 2017  | .252 | 41  | 37  | 123 | 26 | 31  | 8  | 1  | 0  | 18  | 41  | .333 | 20 | 1   | 37  | 2   | .354 | 3  | 4  | 9  | 10  | 60  | 1   | 4  | .938 |
| TOTAL | .299 | 143 | 131 | 489 | 91 | 146 | 25 | 7  | 1  | 61  | 188 | .384 | 50 | 7   | 105 | 8   | .368 | 5  | 17 | 27 | 37  | 198 | 140 | 19 | .947 |

Eisert, Brandon

| Year  | ERA  | W | L | App | GS | CG | SHO | CBO | SV | IP   | H  | R  | ER | BB | SO | 2B | 3B | HR | BF  | B/Avg | WP | HBP | BK | SFA | SHA |
|-------|------|---|---|-----|----|----|-----|-----|----|------|----|----|----|----|----|----|----|----|-----|-------|----|-----|----|-----|-----|
| 2017  | 2.38 | 4 | 0 | 19  | 0  | 0  | 0   | 1   | 4  | 41.2 | 27 | 13 | 11 | 16 | 45 | 9  | 0  | 1  | 170 | .181  | 6  | 2   | 0  | 0   | 3   |
| TOTAL | 2.38 | 4 | 0 | 19  | 0  | 0  | 0   | 1   | 4  | 41.2 | 27 | 13 | 11 | 16 | 45 | 9  | 0  | 1  | 170 | .181  | 6  | 2   | 0  | 0   | 3   |

Engelbrekt, Max

| Year  | ERA  | W  | L | App | GS | CG | SHO | CBO | SV | IP   | H  | R  | ER | BB | SO | 2B | 3B | HR | BF  | B/Avg | WP | HBP | BK | SFA | SHA |
|-------|------|----|---|-----|----|----|-----|-----|----|------|----|----|----|----|----|----|----|----|-----|-------|----|-----|----|-----|-----|
| 2013  | 1.30 | 5  | 1 | 22  | 0  | 0  | 0   | 1   | 5  | 27.2 | 21 | 5  | 4  | 10 | 20 | 5  | 1  | 0  | 113 | .212  | 1  | 1   | 0  | 0   | 3   |
| 2014  | 2.84 | 0  | 1 | 17  | 0  | 0  | 0   | 1   | 1  | 12.2 | 13 | 5  | 4  | 4  | 7  | 1  | 0  | 0  | 57  | .255  | 1  | 1   | 0  | 1   | 0   |
| 2016  | 2.92 | 3  | 3 | 25  | 0  | 0  | 0   | 1   | 11 | 37.0 | 35 | 14 | 12 | 14 | 39 | 6  | 1  | 1  | 163 | .248  | 4  | 5   | 0  | 1   | 2   |
| 2017  | 0.49 | 3  | 0 | 15  | 0  | 0  | 0   | 5   | 5  | 18.1 | 8  | 1  | 1  | 3  | 17 | 1  | 0  | 1  | 67  | .131  | 3  | 0   | 1  | 1   | 1   |
| TOTAL | 1.98 | 11 | 5 | 79  | 0  | 0  | 0   | 8   | 22 | 95.2 | 77 | 25 | 21 | 31 | 83 | 13 | 2  | 2  | 400 | .219  | 9  | 7   | 1  | 3   | 6   |

Fehmel, Bryce

| Year  | ERA  | W  | L | App | GS | CG | SHO | CBO | SV | IP    | H   | R  | ER | BB | SO | 2B | 3B | HR | BF  | B/Avg | WP | HBP | BK | SFA | SHA |
|-------|------|----|---|-----|----|----|-----|-----|----|-------|-----|----|----|----|----|----|----|----|-----|-------|----|-----|----|-----|-----|
| 2016  | 2.31 | 10 | 1 | 26  | 6  | 1  | 1   | 0   | 2  | 70.0  | 58  | 22 | 18 | 23 | 51 | 9  | 1  | 4  | 293 | .222  | 7  | 3   | 0  | 2   | 4   |
| 2017  | 4.21 | 4  | 2 | 12  | 11 | 0  | 0   | 1   | 0  | 62.0  | 58  | 32 | 29 | 17 | 35 | 12 | 1  | 6  | 260 | .252  | 4  | 4   | 0  | 5   | 4   |
| TOTAL | 3.20 | 14 | 3 | 38  | 17 | 1  | 1   | 1   | 2  | 132.0 | 116 | 54 | 47 | 40 | 86 | 21 | 2  | 10 | 553 | .236  | 11 | 7   | 0  | 7   | 8   |

Gambrell, Grant

| Year  | ERA  | W | L | App | GS | CG | SHO | CBO | SV | IP   | H  | R | ER | BB | SO | 2B | 3B | HR | BF | B/Avg | WP | HBP | BK | SFA | SHA |
|-------|------|---|---|-----|----|----|-----|-----|----|------|----|---|----|----|----|----|----|----|----|-------|----|-----|----|-----|-----|
| 2017  | 2.93 | 1 | 0 | 13  | 0  | 0  | 0   | 1   | 1  | 15.1 | 10 | 7 | 5  | 13 | 10 | 2  | 0  | 1  | 73 | .196  | 0  | 6   | 0  | 2   | 1   |
| TOTAL | 2.93 | 1 | 0 | 13  | 0  | 0  | 0   | 1   | 1  | 15.1 | 10 | 7 | 5  | 13 | 10 | 2  | 0  | 1  | 73 | .196  | 0  | 6   | 0  | 2   | 1   |

# 2017 OREGON STATE BASEBALL

## PLAYER BIOGRAPHIES

Twitter.com/BeaverBaseball  
 Instagram.com/BeaverBaseball  
 Facebook.com/OregonStateBaseball

### Grenier, Cadyn

| Year  | Avg  | GP  | GS  | AB  | R  | H  | 2B | 3B | HR | RBI | TB  | SLG% | BB | HBP | SO | GDP | OB%  | SF | SH | SB | ATT | PO  | A   | E  | FLD% |
|-------|------|-----|-----|-----|----|----|----|----|----|-----|-----|------|----|-----|----|-----|------|----|----|----|-----|-----|-----|----|------|
| 2016  | .240 | 52  | 49  | 167 | 32 | 40 | 6  | 3  | 0  | 18  | 52  | .311 | 22 | 4   | 34 | 1   | .342 | 0  | 7  | 1  | 4   | 35  | 94  | 9  | .935 |
| 2017  | .273 | 53  | 53  | 172 | 28 | 47 | 4  | 5  | 5  | 30  | 76  | .442 | 31 | 6   | 40 | 1   | .396 | 3  | 7  | 5  | 9   | 99  | 151 | 8  | .969 |
| TOTAL | .257 | 105 | 102 | 339 | 60 | 87 | 10 | 8  | 5  | 48  | 128 | .378 | 53 | 10  | 74 | 2   | .370 | 3  | 14 | 6  | 13  | 134 | 245 | 17 | .957 |

### Gretler, Michael

| Year  | Avg  | GP  | GS  | AB  | R  | H  | 2B | 3B | HR | RBI | TB  | SLG% | BB | HBP | SO | GDP | OB%  | SF | SH | SB | ATT | PO  | A   | E  | FLD% |
|-------|------|-----|-----|-----|----|----|----|----|----|-----|-----|------|----|-----|----|-----|------|----|----|----|-----|-----|-----|----|------|
| 2015  | .171 | 41  | 32  | 105 | 6  | 18 | 1  | 0  | 0  | 12  | 19  | .181 | 14 | 0   | 21 | 1   | .267 | 1  | 7  | 2  | 3   | 15  | 59  | 8  | .902 |
| 2016  | .339 | 31  | 21  | 59  | 8  | 20 | 3  | 0  | 1  | 4   | 26  | .441 | 3  | 2   | 10 | 3   | .391 | 0  | 2  | 2  | 2   | 50  | 9   | 1  | .983 |
| 2017  | .304 | 53  | 48  | 181 | 24 | 55 | 10 | 4  | 2  | 27  | 79  | .436 | 18 | 1   | 25 | 4   | .365 | 3  | 4  | 1  | 2   | 104 | 62  | 5  | .971 |
| TOTAL | .270 | 125 | 101 | 345 | 38 | 93 | 14 | 4  | 3  | 43  | 124 | .359 | 35 | 3   | 56 | 8   | .339 | 4  | 13 | 5  | 7   | 169 | 130 | 14 | .955 |

### Harrison, KJ

| Year  | Avg  | GP  | GS  | AB  | R   | H   | 2B | 3B | HR | RBI | TB  | SLG% | BB | HBP | SO  | GDP | OB%  | SF | SH | SB | ATT | PO   | A  | E | FLD% |
|-------|------|-----|-----|-----|-----|-----|----|----|----|-----|-----|------|----|-----|-----|-----|------|----|----|----|-----|------|----|---|------|
| 2015  | .309 | 58  | 58  | 220 | 40  | 68  | 12 | 3  | 10 | 60  | 116 | .527 | 30 | 9   | 53  | 4   | .401 | 8  | 0  | 1  | 1   | 573  | 35 | 3 | .995 |
| 2016  | .265 | 54  | 54  | 200 | 48  | 53  | 14 | 4  | 10 | 47  | 105 | .525 | 29 | 11  | 38  | 2   | .381 | 4  | 0  | 4  | 5   | 514  | 25 | 5 | .991 |
| 2017  | .317 | 45  | 45  | 180 | 23  | 57  | 12 | 0  | 5  | 29  | 84  | .467 | 22 | 1   | 32  | 5   | .386 | 4  | 0  | 7  | 9   | 313  | 21 | 1 | .997 |
| TOTAL | .297 | 157 | 157 | 600 | 111 | 178 | 38 | 7  | 25 | 136 | 305 | .508 | 81 | 21  | 123 | 11  | .390 | 16 | 0  | 12 | 15  | 1400 | 81 | 9 | .994 |

### Heimlich, Luke

| Year  | ERA  | W  | L  | App | GS | CG | SHO | CBO | SV | IP    | H   | R  | ER | BB | SO  | 2B | 3B | HR | BF   | B/Avg | WP | HBP | BK | SFA | SHA |
|-------|------|----|----|-----|----|----|-----|-----|----|-------|-----|----|----|----|-----|----|----|----|------|-------|----|-----|----|-----|-----|
| 2015  | 3.61 | 2  | 5  | 29  | 2  | 0  | 0   | 1   | 4  | 52.1  | 43  | 28 | 21 | 17 | 35  | 5  | 4  | 1  | 222  | .226  | 5  | 5   | 1  | 3   | 7   |
| 2016  | 3.53 | 7  | 4  | 20  | 11 | 1  | 1   | 1   | 0  | 86.2  | 75  | 39 | 34 | 25 | 63  | 7  | 5  | 3  | 364  | .237  | 10 | 8   | 2  | 4   | 11  |
| 2017  | 0.81 | 10 | 1  | 15  | 15 | 2  | 0   | 6   | 0  | 111.1 | 68  | 13 | 10 | 21 | 120 | 9  | 0  | 0  | 424  | .177  | 3  | 5   | 0  | 1   | 12  |
| TOTAL | 2.34 | 19 | 10 | 64  | 28 | 3  | 1   | 8   | 4  | 250.1 | 186 | 80 | 65 | 63 | 218 | 21 | 9  | 4  | 1010 | .209  | 18 | 18  | 3  | 8   | 30  |

### Hickey, Mitch

| Year  | ERA  | W | L | App | GS | CG | SHO | CBO | SV | IP   | H  | R  | ER | BB | SO | 2B | 3B | HR | BF  | B/Avg | WP | HBP | BK | SFA | SHA |
|-------|------|---|---|-----|----|----|-----|-----|----|------|----|----|----|----|----|----|----|----|-----|-------|----|-----|----|-----|-----|
| 2015  | 2.28 | 4 | 1 | 27  | 0  | 0  | 0   | 2   | 11 | 27.2 | 19 | 8  | 7  | 17 | 21 | 8  | 0  | 1  | 116 | .204  | 4  | 4   | 0  | 2   | 0   |
| 2016  | 4.72 | 1 | 0 | 11  | 0  | 0  | 0   | 1   | 0  | 13.1 | 10 | 8  | 7  | 6  | 8  | 3  | 0  | 1  | 57  | .213  | 0  | 1   | 0  | 1   | 2   |
| 2017  | 4.91 | 0 | 0 | 7   | 0  | 0  | 0   | 2   | 1  | 3.2  | 6  | 4  | 2  | 4  | 3  | 3  | 0  | 0  | 22  | .333  | 0  | 0   | 0  | 0   | 0   |
| TOTAL | 3.22 | 5 | 1 | 45  | 0  | 0  | 0   | 5   | 12 | 44.2 | 35 | 20 | 16 | 27 | 32 | 14 | 0  | 2  | 195 | .222  | 4  | 5   | 0  | 3   | 2   |

### Jones, Preston

| Year  | Avg  | GP | GS | AB | R  | H | 2B | 3B | HR | RBI | TB | SLG% | BB | HBP | SO | GDP | OB%  | SF | SH | SB | ATT | PO | A | E | FLD%  |
|-------|------|----|----|----|----|---|----|----|----|-----|----|------|----|-----|----|-----|------|----|----|----|-----|----|---|---|-------|
| 2017  | .278 | 26 | 5  | 18 | 13 | 5 | 2  | 1  | 0  | 3   | 9  | .500 | 5  | 0   | 2  | 0   | .435 | 0  | 0  | 2  | 2   | 23 | 0 | 0 | 1.000 |
| TOTAL | .278 | 26 | 5  | 18 | 13 | 5 | 2  | 1  | 0  | 3   | 9  | .500 | 5  | 0   | 2  | 0   | .435 | 0  | 0  | 2  | 2   | 23 | 0 | 0 | 1.000 |

### Kwan, Steven

| Year  | Avg  | GP | GS | AB  | R  | H  | 2B | 3B | HR | RBI | TB | SLG% | BB | HBP | SO | GDP | OB%  | SF | SH | SB | ATT | PO  | A | E | FLD%  |
|-------|------|----|----|-----|----|----|----|----|----|-----|----|------|----|-----|----|-----|------|----|----|----|-----|-----|---|---|-------|
| 2016  | .215 | 35 | 15 | 65  | 4  | 14 | 2  | 2  | 0  | 7   | 20 | .308 | 2  | 2   | 5  | 0   | .261 | 0  | 8  | 0  | 2   | 46  | 1 | 1 | .979  |
| 2017  | .307 | 46 | 33 | 127 | 20 | 39 | 5  | 1  | 1  | 13  | 49 | .386 | 22 | 2   | 12 | 2   | .417 | 0  | 10 | 6  | 7   | 80  | 1 | 0 | 1.000 |
| TOTAL | .276 | 81 | 48 | 192 | 24 | 53 | 7  | 3  | 1  | 20  | 69 | .359 | 24 | 4   | 17 | 2   | .368 | 0  | 18 | 6  | 9   | 126 | 2 | 1 | .992  |

### Larnach, Trevor

| Year  | Avg  | GP | GS | AB  | R  | H  | 2B | 3B | HR | RBI | TB | SLG% | BB | HBP | SO | GDP | OB%  | SF | SH | SB | ATT | PO | A | E | FLD%  |
|-------|------|----|----|-----|----|----|----|----|----|-----|----|------|----|-----|----|-----|------|----|----|----|-----|----|---|---|-------|
| 2016  | .157 | 28 | 12 | 51  | 2  | 8  | 1  | 0  | 0  | 3   | 9  | .176 | 7  | 1   | 15 | 4   | .271 | 0  | 0  | 0  | 0   | 7  | 0 | 0 | 1.000 |
| 2017  | .294 | 51 | 49 | 163 | 26 | 48 | 14 | 0  | 3  | 36  | 71 | .436 | 32 | 5   | 44 | 12  | .415 | 5  | 1  | 1  | 2   | 27 | 0 | 0 | 1.000 |
| TOTAL | .262 | 79 | 61 | 214 | 28 | 56 | 15 | 0  | 3  | 39  | 80 | .374 | 39 | 6   | 59 | 16  | .383 | 5  | 1  | 1  | 2   | 34 | 0 | 0 | 1.000 |

### Madrigal, Nick

| Year  | Avg  | GP  | GS | AB  | R  | H   | 2B | 3B | HR | RBI | TB  | SLG% | BB | HBP | SO | GDP | OB%  | SF | SH | SB | ATT | PO  | A   | E | FLD% |
|-------|------|-----|----|-----|----|-----|----|----|----|-----|-----|------|----|-----|----|-----|------|----|----|----|-----|-----|-----|---|------|
| 2016  | .333 | 49  | 48 | 195 | 38 | 65  | 11 | 5  | 1  | 29  | 89  | .456 | 15 | 1   | 14 | 3   | .380 | 2  | 11 | 8  | 10  | 56  | 144 | 5 | .976 |
| 2017  | .377 | 51  | 49 | 204 | 47 | 77  | 18 | 2  | 4  | 31  | 111 | .544 | 20 | 6   | 13 | 6   | .444 | 2  | 6  | 15 | 17  | 70  | 140 | 4 | .981 |
| TOTAL | .356 | 100 | 97 | 399 | 85 | 142 | 29 | 7  | 5  | 60  | 200 | .501 | 35 | 7   | 27 | 9   | .413 | 4  | 17 | 23 | 27  | 126 | 284 | 9 | .979 |

### Malone, Tyler

| Year  | Avg  | GP | GS | AB | R | H | 2B | 3B | HR | RBI | TB | SLG% | BB | HBP | SO | GDP | OB%  | SF | SH | SB | ATT | PO | A | E | FLD%  |
|-------|------|----|----|----|---|---|----|----|----|-----|----|------|----|-----|----|-----|------|----|----|----|-----|----|---|---|-------|
| 2017  | .273 | 23 | 8  | 33 | 6 | 9 | 0  | 0  | 0  | 5   | 9  | .273 | 10 | 1   | 5  | 1   | .444 | 1  | 0  | 1  | 2   | 31 | 4 | 0 | 1.000 |
| TOTAL | .273 | 23 | 8  | 33 | 6 | 9 | 0  | 0  | 0  | 5   | 9  | .273 | 10 | 1   | 5  | 1   | .444 | 1  | 0  | 1  | 2   | 31 | 4 | 0 | 1.000 |

### Martinek, Christian

| Year  | ERA  | W | L | App | GS | CG | SHO | CBO | SV | IP  | H | R | ER | BB | SO | 2B | 3B | HR | BF | B/Avg | WP | HBP | BK | SFA | SHA |
|-------|------|---|---|-----|----|----|-----|-----|----|-----|---|---|----|----|----|----|----|----|----|-------|----|-----|----|-----|-----|
| 2016  | 6.75 | 0 | 1 | 4   | 1  | 0  | 0   | 0   | 0  | 2.2 | 2 | 2 | 2  | 1  | 2  | 1  | 0  | 0  | 13 | .182  | 0  | 1   | 0  | 0   | 0   |
| TOTAL | 6.75 | 0 | 1 | 4   | 1  | 0  | 0   | 0   | 0  | 2.2 | 2 | 2 | 2  | 1  | 2  | 1  | 0  | 0  | 13 | .182  | 0  | 1   | 0  | 0   | 0   |

Mendazona, George

| Year  | Avg  | GP | GS | AB | R | H | 2B | 3B | HR | RBI | TB | SLG% | BB | HBP | SO | GDP | OB%  | SF | SH | SB | ATT | PO | A | E | FLD%  |
|-------|------|----|----|----|---|---|----|----|----|-----|----|------|----|-----|----|-----|------|----|----|----|-----|----|---|---|-------|
| 2017  | .000 | 13 | 3  | 10 | 1 | 0 | 0  | 0  | 0  | 1   | 0  | .000 | 1  | 1   | 3  | 0   | .167 | 0  | 0  | 0  | 0   | 1  | 5 | 0 | 1.000 |
| TOTAL | .000 | 13 | 3  | 10 | 1 | 0 | 0  | 0  | 0  | 1   | 0  | .000 | 1  | 1   | 3  | 0   | .167 | 0  | 0  | 0  | 0   | 1  | 5 | 0 | 1.000 |

Mulholland, Jake

| Year  | ERA  | W | L | App | GS | CG | SHO | CBO | SV | IP   | H  | R | ER | BB | SO | 2B | 3B | HR | BF  | B/Avg | WP | HBP | BK | SFA | SHA |
|-------|------|---|---|-----|----|----|-----|-----|----|------|----|---|----|----|----|----|----|----|-----|-------|----|-----|----|-----|-----|
| 2017  | 1.39 | 6 | 1 | 24  | 0  | 0  | 0   | 5   | 6  | 45.1 | 30 | 7 | 7  | 10 | 37 | 2  | 2  | 2  | 175 | .186  | 3  | 1   | 0  | 0   | 3   |
| TOTAL | 1.39 | 6 | 1 | 24  | 0  | 0  | 0   | 5   | 6  | 45.1 | 30 | 7 | 7  | 10 | 37 | 2  | 2  | 2  | 175 | .186  | 3  | 1   | 0  | 0   | 3   |

Paul, Tommy

| Year  | ERA  | W | L | App | GS | CG | SHO | CBO | SV | IP   | H  | R | ER | BB | SO | 2B | 3B | HR | BF | B/Avg | WP | HBP | BK | SFA | SHA |
|-------|------|---|---|-----|----|----|-----|-----|----|------|----|---|----|----|----|----|----|----|----|-------|----|-----|----|-----|-----|
| 2016  | 3.97 | 1 | 0 | 8   | 0  | 0  | 0   | 0   | 0  | 11.1 | 11 | 7 | 5  | 8  | 9  | 3  | 1  | 1  | 51 | .256  | 2  | 0   | 0  | 0   | 0   |
| 2017  | 4.50 | 0 | 0 | 2   | 0  | 0  | 0   | 0   | 0  | 2.0  | 2  | 1 | 1  | 1  | 2  | 0  | 0  | 0  | 10 | .333  | 0  | 2   | 0  | 0   | 1   |
| TOTAL | 4.05 | 1 | 0 | 10  | 0  | 0  | 0   | 0   | 0  | 13.1 | 13 | 8 | 6  | 9  | 11 | 3  | 1  | 1  | 61 | .265  | 2  | 2   | 0  | 0   | 1   |

Rasmussen, Drew

| Year  | ERA  | W  | L | App | GS | CG | SHO | CBO | SV | IP    | H   | R  | ER | BB | SO  | 2B | 3B | HR | BF  | B/Avg | WP | HBP | BK | SFA | SHA |
|-------|------|----|---|-----|----|----|-----|-----|----|-------|-----|----|----|----|-----|----|----|----|-----|-------|----|-----|----|-----|-----|
| 2015  | 2.80 | 7  | 4 | 19  | 14 | 2  | 2   | 1   | 0  | 106.0 | 86  | 36 | 33 | 30 | 82  | 11 | 2  | 2  | 432 | .223  | 6  | 5   | 2  | 4   | 8   |
| 2016  | 3.41 | 4  | 1 | 6   | 6  | 0  | 0   | 0   | 0  | 37.0  | 26  | 16 | 14 | 10 | 42  | 2  | 1  | 2  | 150 | .198  | 1  | 3   | 0  | 2   | 4   |
| 2017  | 0.51 | 3  | 0 | 5   | 3  | 0  | 0   | 1   | 1  | 17.2  | 11  | 4  | 1  | 4  | 17  | 3  | 0  | 1  | 68  | .175  | 1  | 0   | 0  | 0   | 0   |
| TOTAL | 2.69 | 14 | 5 | 30  | 23 | 2  | 2   | 2   | 1  | 160.2 | 123 | 56 | 48 | 44 | 141 | 16 | 3  | 5  | 650 | .212  | 8  | 8   | 2  | 6   | 12  |

Rutschman, Adley

| Year  | Avg  | GP | GS | AB  | R  | H  | 2B | 3B | HR | RBI | TB | SLG% | BB | HBP | SO | GDP | OB%  | SF | SH | SB | ATT | PO  | A  | E | FLD% |
|-------|------|----|----|-----|----|----|----|----|----|-----|----|------|----|-----|----|-----|------|----|----|----|-----|-----|----|---|------|
| 2017  | .240 | 52 | 47 | 175 | 29 | 42 | 6  | 1  | 2  | 29  | 56 | .320 | 24 | 2   | 33 | 3   | .329 | 6  | 2  | 4  | 4   | 359 | 51 | 4 | .990 |
| TOTAL | .240 | 52 | 47 | 175 | 29 | 42 | 6  | 1  | 2  | 29  | 56 | .320 | 24 | 2   | 33 | 3   | .329 | 6  | 2  | 4  | 4   | 359 | 51 | 4 | .990 |

Taylor, Zak

| Year  | Avg  | GP | GS | AB | R | H  | 2B | 3B | HR | RBI | TB | SLG% | BB | HBP | SO | GDP | OB%  | SF | SH | SB | ATT | PO | A | E | FLD% |
|-------|------|----|----|----|---|----|----|----|----|-----|----|------|----|-----|----|-----|------|----|----|----|-----|----|---|---|------|
| 2016  | .125 | 7  | 2  | 8  | 1 | 1  | 0  | 0  | 0  | 3   | 1  | .125 | 1  | 1   | 3  | 0   | .273 | 1  | 0  | 0  | 0   | 0  | 0 | 0 | .000 |
| 2017  | .232 | 29 | 15 | 56 | 6 | 13 | 2  | 0  | 0  | 6   | 15 | .268 | 3  | 1   | 14 | 2   | .279 | 1  | 1  | 0  | 0   | 86 | 6 | 1 | .989 |
| TOTAL | .219 | 36 | 17 | 64 | 7 | 14 | 2  | 0  | 0  | 9   | 16 | .250 | 4  | 2   | 17 | 2   | .278 | 2  | 1  | 0  | 0   | 86 | 6 | 1 | .989 |

Thompson, Jake

| Year  | ERA  | W  | L | App | GS | CG | SHO | CBO | SV | IP    | H   | R  | ER | BB | SO  | 2B | 3B | HR | BF  | B/Avg | WP | HBP | BK | SFA | SHA |
|-------|------|----|---|-----|----|----|-----|-----|----|-------|-----|----|----|----|-----|----|----|----|-----|-------|----|-----|----|-----|-----|
| 2014  | 4.25 | 3  | 2 | 14  | 6  | 0  | 0   | 2   | 0  | 36.0  | 25  | 17 | 17 | 21 | 23  | 6  | 1  | 1  | 158 | .203  | 8  | 5   | 0  | 1   | 8   |
| 2015  | 9.95 | 0  | 1 | 3   | 3  | 0  | 0   | 0   | 0  | 6.1   | 12  | 8  | 7  | 4  | 4   | 3  | 0  | 0  | 36  | .387  | 0  | 1   | 0  | 0   | 0   |
| 2016  | 4.28 | 3  | 3 | 14  | 13 | 0  | 0   | 2   | 0  | 61.0  | 59  | 36 | 29 | 28 | 53  | 12 | 0  | 2  | 270 | .252  | 5  | 3   | 1  | 1   | 4   |
| 2017  | 1.31 | 12 | 0 | 16  | 15 | 1  | 1   | 5   | 0  | 103.0 | 65  | 16 | 15 | 31 | 96  | 16 | 3  | 2  | 396 | .183  | 3  | 4   | 1  | 0   | 5   |
| TOTAL | 2.97 | 18 | 6 | 47  | 37 | 1  | 1   | 9   | 0  | 206.1 | 161 | 77 | 68 | 84 | 176 | 37 | 4  | 5  | 860 | .216  | 16 | 13  | 2  | 2   | 17  |

Tweedt, Sam

| Year  | ERA  | W  | L | App | GS | CG | SHO | CBO | SV | IP   | H  | R  | ER | BB | SO | 2B | 3B | HR | BF  | B/Avg | WP | HBP | BK | SFA | SHA |
|-------|------|----|---|-----|----|----|-----|-----|----|------|----|----|----|----|----|----|----|----|-----|-------|----|-----|----|-----|-----|
| 2015  | 2.85 | 8  | 1 | 21  | 6  | 0  | 0   | 1   | 0  | 47.1 | 35 | 18 | 15 | 18 | 32 | 11 | 2  | 2  | 195 | .207  | 2  | 4   | 0  | 0   | 4   |
| 2017  | 2.81 | 3  | 0 | 11  | 6  | 0  | 0   | 0   | 0  | 32.0 | 32 | 11 | 10 | 5  | 27 | 5  | 0  | 4  | 134 | .258  | 1  | 2   | 0  | 1   | 2   |
| TOTAL | 2.84 | 11 | 1 | 32  | 12 | 0  | 0   | 1   | 0  | 79.1 | 67 | 29 | 25 | 23 | 59 | 16 | 2  | 6  | 329 | .229  | 3  | 6   | 0  | 1   | 6   |

Verburg, Mitchell

| Year  | ERA  | W | L | App | GS | CG | SHO | CBO | SV | IP  | H | R | ER | BB | SO | 2B | 3B | HR | BF | B/Avg | WP | HBP | BK | SFA | SHA |
|-------|------|---|---|-----|----|----|-----|-----|----|-----|---|---|----|----|----|----|----|----|----|-------|----|-----|----|-----|-----|
| 2017  | 0.93 | 1 | 0 | 14  | 0  | 0  | 0   | 1   | 2  | 9.2 | 6 | 1 | 1  | 4  | 8  | 1  | 0  | 0  | 41 | .176  | 1  | 1   | 0  | 1   | 1   |
| TOTAL | 0.93 | 1 | 0 | 14  | 0  | 0  | 0   | 1   | 2  | 9.2 | 6 | 1 | 1  | 4  | 8  | 1  | 0  | 0  | 41 | .176  | 1  | 1   | 0  | 1   | 1   |

**2017 OREGON STATE BASEBALL**  
**2017 STATISTICS**

Twitter.com/BeaverBaseball  
 Instagram.com/BeaverBaseball  
 Facebook.com/OregonStateBaseball

**(All games Sorted by Batting avg)**

Record: 49-4 Home: 26-1 Away: 15-2 Neutral: 8-1 Pac-12: 27-3

| Player               | avg  | gp-gs | ab   | r   | h   | 2b | 3b | hr | rbi | tb  | slg% | bb  | hp | so  | gdp | ob%  | sf | sh | sb-att | po   | a   | e  | fld%  |
|----------------------|------|-------|------|-----|-----|----|----|----|-----|-----|------|-----|----|-----|-----|------|----|----|--------|------|-----|----|-------|
| 3 Madrigal, Nick     | .377 | 51-49 | 204  | 47  | 77  | 18 | 2  | 4  | 31  | 111 | .544 | 20  | 6  | 13  | 6   | .444 | 2  | 6  | 15-17  | 70   | 140 | 4  | .981  |
| 24 Harrison, KJ      | .317 | 45-45 | 180  | 23  | 57  | 12 | 0  | 5  | 29  | 84  | .467 | 22  | 1  | 32  | 5   | .386 | 4  | 0  | 7-9    | 313  | 21  | 1  | .997  |
| 29 Anderson, Jack    | .312 | 50-36 | 138  | 30  | 43  | 5  | 1  | 0  | 27  | 50  | .362 | 24  | 2  | 20  | 5   | .418 | 1  | 5  | 3-4    | 73   | 2   | 0  | 1.000 |
| 4 Kwan, Steven       | .307 | 46-33 | 127  | 20  | 39  | 5  | 1  | 1  | 13  | 49  | .386 | 22  | 2  | 12  | 2   | .417 | 0  | 10 | 6-7    | 80   | 1   | 0  | 1.000 |
| 10 Gretler, Michael  | .304 | 53-48 | 181  | 24  | 55  | 10 | 4  | 2  | 27  | 79  | .436 | 18  | 1  | 25  | 4   | .365 | 3  | 4  | 1-2    | 104  | 62  | 5  | .971  |
| 11 Larnach, Trevor   | .294 | 51-49 | 163  | 26  | 48  | 14 | 0  | 3  | 36  | 71  | .436 | 32  | 5  | 44  | 12  | .415 | 5  | 1  | 1-2    | 27   | 0   | 0  | 1.000 |
| 30 Armstrong, Andy   | .286 | 18-8  | 21   | 6   | 6   | 1  | 0  | 0  | 4   | 7   | .333 | 5   | 1  | 2   | 0   | .444 | 0  | 1  | 0-0    | 8    | 6   | 3  | .824  |
| 33 Jones, Preston    | .278 | 26-5  | 18   | 13  | 5   | 2  | 1  | 0  | 3   | 9   | .500 | 5   | 0  | 2   | 0   | .435 | 0  | 0  | 2-2    | 23   | 0   | 0  | 1.000 |
| 2 Grenier, Cadyn     | .273 | 53-53 | 172  | 28  | 47  | 4  | 5  | 5  | 30  | 76  | .442 | 31  | 6  | 40  | 1   | .396 | 3  | 7  | 5-9    | 99   | 151 | 8  | .969  |
| 7 Malone, Tyler      | .273 | 23-8  | 33   | 6   | 9   | 0  | 0  | 0  | 5   | 9   | .273 | 10  | 1  | 5   | 1   | .444 | 1  | 0  | 1-2    | 31   | 4   | 0  | 1.000 |
| 1 Donahue, Christian | .252 | 41-37 | 123  | 26  | 31  | 8  | 1  | 0  | 18  | 41  | .333 | 20  | 1  | 37  | 2   | .354 | 3  | 4  | 9-10   | 60   | 1   | 4  | .938  |
| 35 Rutschman, Adley  | .240 | 52-47 | 175  | 29  | 42  | 6  | 1  | 2  | 29  | 56  | .320 | 24  | 2  | 33  | 3   | .329 | 6  | 2  | 4-4    | 359  | 51  | 4  | .990  |
| 17 Atwood, Andy      | .239 | 36-21 | 71   | 11  | 17  | 3  | 0  | 1  | 12  | 23  | .324 | 8   | 0  | 12  | 3   | .313 | 1  | 1  | 3-3    | 26   | 5   | 4  | .886  |
| 16 Taylor, Zak       | .232 | 29-15 | 56   | 6   | 13  | 2  | 0  | 0  | 6   | 15  | .268 | 3   | 1  | 14  | 2   | .279 | 1  | 1  | 0-0    | 86   | 6   | 1  | .989  |
| 9 Cary, Elliott      | .225 | 43-20 | 80   | 12  | 18  | 3  | 1  | 0  | 11  | 23  | .288 | 8   | 1  | 22  | 0   | .300 | 1  | 2  | 0-0    | 65   | 2   | 1  | .985  |
| 13 Mendazona, George | .000 | 13-3  | 10   | 1   | 0   | 0  | 0  | 0  | 1   | 0   | .000 | 1   | 1  | 3   | 0   | .167 | 0  | 0  | 0-0    | 1    | 5   | 0  | 1.000 |
| 34 Engelbrekt, Max   | .000 | 1-0   | 1    | 0   | 0   | 0  | 0  | 0  | 0   | 0   | .000 | 0   | 0  | 0   | 0   | .000 | 0  | 0  | 0-0    | 0    | 4   | 0  | 1.000 |
| Totals               | .289 | 53    | 1753 | 308 | 507 | 93 | 17 | 23 | 282 | 703 | .401 | 253 | 31 | 316 | 46  | .382 | 31 | 44 | 57-71  | 1452 | 520 | 45 | .978  |
| Opponents            | .198 | 53    | 1720 | 117 | 340 | 66 | 7  | 18 | 103 | 474 | .276 | 136 | 27 | 433 | 30  | .266 | 11 | 36 | 16-28  | 1365 | 566 | 58 | .971  |

LOB - Team (439), Opp (363). DPs turned - Team (32), Opp (52). CI - Team (2), Rutschman 2.

**(All games Sorted by Earned run avg)**

| Player               | era  | w-l  | app | gs | cg | sho   | sv | ip    | h   | r   | er  | bb  | so  | 2b | 3b | hr | b/avg | wp | hp | bk | sfa | sha |
|----------------------|------|------|-----|----|----|-------|----|-------|-----|-----|-----|-----|-----|----|----|----|-------|----|----|----|-----|-----|
| 34 Engelbrekt, Max   | 0.49 | 3-0  | 15  | 0  | 0  | 0/5   | 5  | 18.1  | 8   | 1   | 1   | 3   | 17  | 1  | 0  | 1  | .131  | 3  | 0  | 1  | 1   | 1   |
| 25 Rasmussen, Drew   | 0.51 | 3-0  | 5   | 3  | 0  | 0/1   | 1  | 17.2  | 11  | 4   | 1   | 4   | 17  | 3  | 0  | 1  | .175  | 1  | 0  | 0  | 0   | 0   |
| 15 Heimlich, Luke    | 0.81 | 10-1 | 15  | 15 | 2  | 0/6   | 0  | 111.1 | 68  | 13  | 10  | 21  | 120 | 9  | 0  | 0  | .177  | 3  | 5  | 0  | 1   | 12  |
| 32 Verburg, Mitchell | 0.93 | 1-0  | 14  | 0  | 0  | 0/1   | 2  | 9.2   | 6   | 1   | 1   | 4   | 8   | 1  | 0  | 0  | .176  | 1  | 1  | 0  | 1   | 1   |
| 44 Thompson, Jake    | 1.31 | 12-0 | 16  | 15 | 1  | 1/5   | 0  | 103.0 | 65  | 16  | 15  | 31  | 96  | 16 | 3  | 2  | .183  | 3  | 4  | 1  | 0   | 5   |
| 38 Mulholland, Jake  | 1.39 | 6-1  | 24  | 0  | 0  | 0/5   | 6  | 45.1  | 30  | 7   | 7   | 10  | 37  | 2  | 2  | 2  | .186  | 3  | 1  | 0  | 0   | 3   |
| 37 Eisert, Brandon   | 2.38 | 4-0  | 19  | 0  | 0  | 0/1   | 4  | 41.2  | 27  | 13  | 11  | 16  | 45  | 9  | 0  | 1  | .181  | 6  | 2  | 0  | 0   | 3   |
| 31 Britton, Jordan   | 2.45 | 2-0  | 9   | 3  | 0  | 0/0   | 0  | 22.0  | 17  | 7   | 6   | 7   | 16  | 3  | 1  | 0  | .207  | 1  | 0  | 0  | 0   | 3   |
| 12 Tweedt, Sam       | 2.81 | 3-0  | 11  | 6  | 0  | 0/0   | 0  | 32.0  | 32  | 11  | 10  | 5   | 27  | 5  | 0  | 4  | .258  | 1  | 2  | 0  | 1   | 2   |
| 22 Gambrell, Grant   | 2.93 | 1-0  | 13  | 0  | 0  | 0/1   | 1  | 15.1  | 10  | 7   | 5   | 13  | 10  | 2  | 0  | 1  | .196  | 0  | 6  | 0  | 2   | 1   |
| 26 Fehmel, Bryce     | 4.21 | 4-2  | 12  | 11 | 0  | 0/1   | 0  | 62.0  | 58  | 32  | 29  | 17  | 35  | 12 | 1  | 6  | .252  | 4  | 4  | 0  | 5   | 4   |
| 40 Paul, Tommy       | 4.50 | 0-0  | 2   | 0  | 0  | 0/0   | 0  | 2.0   | 2   | 1   | 1   | 1   | 2   | 0  | 0  | 0  | .333  | 0  | 2  | 0  | 0   | 1   |
| 23 Hickey, Mitch     | 4.91 | 0-0  | 7   | 0  | 0  | 0/2   | 1  | 3.2   | 6   | 4   | 2   | 4   | 3   | 3  | 0  | 0  | .333  | 0  | 0  | 0  | 0   | 0   |
| Totals               | 1.84 | 49-4 | 53  | 53 | 3  | 13/12 | 20 | 484.0 | 340 | 117 | 99  | 136 | 433 | 66 | 7  | 18 | .198  | 26 | 27 | 2  | 11  | 36  |
| Opponents            | 5.28 | 4-49 | 53  | 53 | 1  | 0/0   | 1  | 455.0 | 507 | 308 | 267 | 253 | 316 | 93 | 17 | 23 | .289  | 61 | 31 | 7  | 31  | 44  |

PB - Team (3), Rutschman 2, Harrison 1, Opp (9). Pickoffs - Team (9), Heimlich 2, Rutschman 2, Verburg 1, Thompson 1, Fehmel 1, Mulholland 1, Britton 1, Opp (6).

**(Pac-12 games only Sorted by Batting avg)**

Record: 27-3 Home: 14-1 Away: 13-2 Pac-12: 27-3

| Player               | avg  | gp-gs | ab   | r   | h   | 2b | 3b | hr | rbi | tb  | slg% | bb  | hp | so  | gdp | ob%  | sf | sh | sb-att | po  | a   | e  | fld%  |
|----------------------|------|-------|------|-----|-----|----|----|----|-----|-----|------|-----|----|-----|-----|------|----|----|--------|-----|-----|----|-------|
| 3 Madrigal, Nick     | .392 | 30-30 | 130  | 30  | 51  | 15 | 2  | 1  | 17  | 73  | .562 | 12  | 4  | 10  | 2   | .459 | 0  | 3  | 8-10   | 47  | 80  | 1  | .992  |
| 4 Kwan, Steven       | .338 | 28-20 | 74   | 12  | 25  | 4  | 0  | 1  | 13  | 32  | .432 | 15  | 2  | 4   | 1   | .462 | 0  | 5  | 3-4    | 47  | 0   | 0  | 1.000 |
| 24 Harrison, KJ      | .333 | 27-27 | 111  | 14  | 37  | 8  | 0  | 3  | 21  | 54  | .486 | 13  | 1  | 20  | 2   | .395 | 4  | 0  | 4-5    | 170 | 10  | 0  | 1.000 |
| 10 Gretler, Michael  | .309 | 30-29 | 110  | 14  | 34  | 6  | 1  | 2  | 15  | 48  | .436 | 13  | 0  | 20  | 2   | .376 | 2  | 4  | 1-1    | 54  | 31  | 3  | .966  |
| 2 Grenier, Cadyn     | .307 | 30-30 | 101  | 15  | 31  | 4  | 1  | 3  | 15  | 46  | .455 | 16  | 4  | 29  | 1   | .411 | 3  | 6  | 2-3    | 56  | 91  | 4  | .974  |
| 29 Anderson, Jack    | .284 | 28-22 | 88   | 21  | 25  | 5  | 1  | 0  | 15  | 32  | .364 | 16  | 2  | 13  | 5   | .406 | 0  | 4  | 1-1    | 43  | 1   | 0  | 1.000 |
| 11 Larnach, Trevor   | .274 | 28-26 | 95   | 11  | 26  | 8  | 0  | 0  | 19  | 34  | .358 | 12  | 3  | 30  | 8   | .366 | 2  | 1  | 1-1    | 16  | 0   | 0  | 1.000 |
| 35 Rutschman, Adley  | .260 | 30-28 | 104  | 19  | 27  | 4  | 0  | 2  | 18  | 37  | .356 | 13  | 1  | 22  | 3   | .336 | 4  | 2  | 2-2    | 222 | 32  | 4  | .984  |
| 16 Taylor, Zak       | .243 | 16-9  | 37   | 5   | 9   | 1  | 0  | 0  | 5   | 10  | .270 | 2   | 0  | 8   | 0   | .282 | 0  | 1  | 0-0    | 63  | 3   | 1  | .985  |
| 7 Malone, Tyler      | .235 | 13-4  | 17   | 1   | 4   | 0  | 0  | 0  | 4   | 4   | .235 | 5   | 1  | 5   | 1   | .417 | 1  | 0  | 0-1    | 3   | 1   | 0  | 1.000 |
| 9 Cary, Elliott      | .234 | 28-11 | 47   | 7   | 11  | 2  | 1  | 0  | 5   | 15  | .319 | 5   | 0  | 13  | 0   | .302 | 1  | 2  | 0-0    | 47  | 2   | 1  | .980  |
| 1 Donahue, Christian | .233 | 22-19 | 60   | 13  | 14  | 5  | 0  | 0  | 7   | 19  | .317 | 13  | 0  | 18  | 1   | .365 | 1  | 1  | 5-6    | 21  | 0   | 0  | 1.000 |
| 17 Atwood, Andy      | .212 | 19-10 | 33   | 4   | 7   | 0  | 0  | 0  | 6   | 7   | .212 | 5   | 0  | 3   | 3   | .308 | 1  | 1  | 3-3    | 18  | 1   | 1  | .950  |
| 33 Jones, Preston    | .111 | 19-1  | 9    | 7   | 1   | 0  | 0  | 0  | 0   | 1   | .111 | 1   | 0  | 1   | 0   | .200 | 0  | 0  | 1-1    | 10  | 0   | 0  | 1.000 |
| 30 Armstrong, Andy   | .000 | 7-3   | 8    | 2   | 0   | 0  | 0  | 0  | 0   | 0   | .000 | 3   | 1  | 0   | 0   | .333 | 0  | 0  | 0-0    | 2   | 3   | 1  | .833  |
| 13 Mendazona, George | .000 | 4-1   | 4    | 0   | 0   | 0  | 0  | 0  | 1   | 0   | .000 | 0   | 1  | 3   | 0   | .200 | 0  | 0  | 0-0    | 0   | 1   | 0  | 1.000 |
| Totals               | .294 | 30    | 1028 | 175 | 302 | 62 | 6  | 12 | 161 | 412 | .401 | 144 | 20 | 199 | 29  | .385 | 19 | 30 | 31-38  | 831 | 290 | 19 | .983  |
| Opponents            | .207 | 30    | 982  | 79  | 203 | 43 | 3  | 11 | 70  | 285 | .290 | 91  | 16 | 241 | 19  | .283 | 8  | 23 | 8-14   | 803 | 330 | 34 | .971  |

LOB - Team (263), Opp (212). DPs turned - Team (20), Opp (34). CI - Team (2), Rutschman 2.

**(Pac-12 games only Sorted by Earned run avg)**

| Player               | era   | w-l  | app | gs | cg | sho | sv | ip    | h   | r   | er  | bb  | so  | 2b | 3b | hr | b/avg | wp | hp | bk | sfa | sha |
|----------------------|-------|------|-----|----|----|-----|----|-------|-----|-----|-----|-----|-----|----|----|----|-------|----|----|----|-----|-----|
| 12 Tweedt, Sam       | 0.00  | 0-0  | 4   | 0  | 0  | 0/0 | 0  | 2.1   | 4   | 0   | 0   | 0   | 3   | 0  | 0  | 0  | .333  | 0  | 0  | 0  | 0   | 0   |
| 25 Rasmussen, Drew   | 0.77  | 2-0  | 4   | 2  | 0  | 0/0 | 1  | 11.2  | 9   | 4   | 1   | 3   | 9   | 2  | 0  | 1  | .209  | 1  | 0  | 0  | 0   | 0   |
| 44 Thompson, Jake    | 0.88  | 8-0  | 10  | 10 | 1  | 1/4 | 0  | 72.0  | 42  | 8   | 7   | 21  | 67  | 12 | 1  | 0  | .171  | 2  | 4  | 0  | 0   | 4   |
| 34 Engelbrekt, Max   | 0.90  | 2-0  | 8   | 0  | 0  | 0/2 | 1  | 10.0  | 6   | 1   | 1   | 1   | 9   | 0  | 0  | 1  | .188  | 3  | 0  | 0  | 1   | 1   |
| 15 Heimlich, Luke    | 1.08  | 6-1  | 10  | 10 | 2  | 0/2 | 0  | 74.2  | 48  | 12  | 9   | 17  | 78  | 8  | 0  | 0  | .187  | 3  | 3  | 0  | 1   | 10  |
| 32 Verburg, Mitchell | 1.35  | 1-0  | 10  | 0  | 0  | 0/0 | 1  | 6.2   | 4   | 1   | 1   | 4   | 5   | 1  | 0  | 0  | .174  | 1  | 1  | 0  | 0   | 1   |
| 23 Hickey, Mitch     | 2.70  | 0-0  | 6   | 0  | 0  | 0/2 | 1  | 3.1   | 4   | 1   | 1   | 4   | 3   | 2  | 0  | 0  | .286  | 0  | 0  | 0  | 0   | 0   |
| 38 Mulholland, Jake  | 3.00  | 4-1  | 13  | 0  | 0  | 0/2 | 2  | 21.0  | 19  | 7   | 7   | 6   | 15  | 1  | 2  | 2  | .241  | 3  | 1  | 0  | 0   | 1   |
| 22 Gambrell, Grant   | 3.38  | 0-0  | 9   | 0  | 0  | 0/1 | 0  | 10.2  | 7   | 5   | 4   | 9   | 8   | 1  | 0  | 1  | .189  | 0  | 3  | 0  | 1   | 1   |
| 37 Eisert, Brandon   | 4.22  | 2-0  | 11  | 0  | 0  | 0/1 | 3  | 21.1  | 16  | 11  | 10  | 11  | 20  | 6  | 0  | 1  | .203  | 3  | 0  | 0  | 0   | 1   |
| 26 Fehmel, Bryce     | 5.14  | 2-1  | 8   | 8  | 0  | 0/0 | 0  | 42.0  | 41  | 26  | 24  | 14  | 24  | 9  | 0  | 5  | .265  | 3  | 4  | 0  | 5   | 3   |
| 31 Britton, Jordan   | 20.25 | 0-0  | 2   | 0  | 0  | 0/0 | 0  | 1.1   | 3   | 3   | 3   | 1   | 0   | 1  | 0  | 0  | .500  | 0  | 0  | 0  | 0   | 1   |
| Totals               | 2.21  | 27-3 | 30  | 30 | 3  | 7/6 | 9  | 277.0 | 203 | 79  | 68  | 91  | 241 | 43 | 3  | 11 | .207  | 19 | 16 | 0  | 8   | 23  |
| Opponents            | 5.11  | 3-27 | 30  | 30 | 1  | 0/0 | 0  | 267.2 | 302 | 175 | 152 | 144 | 199 | 62 | 6  | 12 | .294  | 32 | 20 | 4  | 19  | 30  |

PB - Team (2), Rutschman 2, Opp (3). Pickoffs - Team (5), Heimlich 2, Verburg 1, Mulholland 1, Rutschman 1, Opp (1).

**2017 OREGON STATE BASEBALL**  
**2017 STATISTICS**

Twitter.com/BeaverBaseball  
 Instagram.com/BeaverBaseball  
 Facebook.com/OregonStateBaseball

**(Non-Pac-12 games only Sorted by Batting avg)**

Record: 22-1 Home: 12-0 Away: 2-0 Neutral: 8-1 Pac-12: 0-0

| Player               | avg  | gp-gs | ab  | r   | h   | 2b | 3b | hr | rbi | tb  | slg% | bb  | hp | so  | gdp | ob%  | sf | sh | sb-att | po  | a   | e  | fld%  |
|----------------------|------|-------|-----|-----|-----|----|----|----|-----|-----|------|-----|----|-----|-----|------|----|----|--------|-----|-----|----|-------|
| 30 Armstrong, Andy   | .462 | 11-5  | 13  | 4   | 6   | 1  | 0  | 0  | 4   | 7   | .538 | 2   | 0  | 2   | 0   | .533 | 0  | 1  | 0-0    | 6   | 3   | 2  | .818  |
| 33 Jones, Preston    | .444 | 7-4   | 9   | 6   | 4   | 2  | 1  | 0  | 3   | 8   | .889 | 4   | 0  | 1   | 0   | .615 | 0  | 0  | 1-1    | 13  | 0   | 0  | 1.000 |
| 29 Anderson, Jack    | .360 | 22-14 | 50  | 9   | 18  | 0  | 0  | 0  | 12  | 18  | .360 | 8   | 0  | 7   | 0   | .441 | 1  | 1  | 2-3    | 30  | 1   | 0  | 1.000 |
| 3 Madrigal, Nick     | .351 | 21-19 | 74  | 17  | 26  | 3  | 0  | 3  | 14  | 38  | .514 | 8   | 2  | 3   | 4   | .419 | 2  | 3  | 7-7    | 23  | 60  | 3  | .965  |
| 11 Larnach, Trevor   | .324 | 23-23 | 68  | 15  | 22  | 6  | 0  | 3  | 17  | 37  | .544 | 20  | 2  | 14  | 4   | .473 | 3  | 0  | 0-1    | 11  | 0   | 0  | 1.000 |
| 7 Malone, Tyler      | .313 | 10-4  | 16  | 5   | 5   | 0  | 0  | 0  | 1   | 5   | .313 | 5   | 0  | 0   | 0   | .476 | 0  | 0  | 1-1    | 28  | 3   | 0  | 1.000 |
| 10 Gretler, Michael  | .296 | 23-19 | 71  | 10  | 21  | 4  | 3  | 0  | 12  | 31  | .437 | 5   | 1  | 5   | 2   | .346 | 1  | 0  | 0-1    | 50  | 31  | 2  | .976  |
| 24 Harrison, KJ      | .290 | 18-18 | 69  | 9   | 20  | 4  | 0  | 2  | 8   | 30  | .435 | 9   | 0  | 12  | 3   | .372 | 0  | 0  | 3-4    | 143 | 11  | 1  | .994  |
| 1 Donahue, Christian | .270 | 19-18 | 63  | 13  | 17  | 3  | 1  | 0  | 11  | 22  | .349 | 7   | 1  | 19  | 1   | .342 | 2  | 3  | 4-4    | 39  | 1   | 4  | .909  |
| 4 Kwan, Steven       | .264 | 18-13 | 53  | 8   | 14  | 1  | 1  | 0  | 0   | 17  | .321 | 7   | 0  | 8   | 1   | .350 | 0  | 5  | 3-3    | 33  | 1   | 0  | 1.000 |
| 17 Atwood, Andy      | .263 | 17-11 | 38  | 7   | 10  | 3  | 0  | 1  | 6   | 16  | .421 | 3   | 0  | 9   | 0   | .317 | 0  | 0  | 0-0    | 8   | 4   | 3  | .800  |
| 2 Grenier, Cadyn     | .225 | 23-23 | 71  | 13  | 16  | 0  | 4  | 2  | 15  | 30  | .423 | 15  | 2  | 11  | 0   | .375 | 0  | 1  | 3-6    | 43  | 60  | 4  | .963  |
| 9 Cary, Elliott      | .212 | 15-9  | 33  | 5   | 7   | 1  | 0  | 0  | 6   | 8   | .242 | 3   | 1  | 9   | 0   | .297 | 0  | 0  | 0-0    | 18  | 0   | 0  | 1.000 |
| 35 Rutschman, Adley  | .211 | 22-19 | 71  | 10  | 15  | 2  | 1  | 0  | 11  | 19  | .268 | 11  | 1  | 11  | 0   | .318 | 2  | 0  | 2-2    | 137 | 19  | 0  | 1.000 |
| 16 Taylor, Zak       | .211 | 13-6  | 19  | 1   | 4   | 1  | 0  | 0  | 1   | 5   | .263 | 1   | 1  | 6   | 2   | .273 | 1  | 0  | 0-0    | 23  | 3   | 0  | 1.000 |
| 13 Mendazona, George | .000 | 9-2   | 6   | 1   | 0   | 0  | 0  | 0  | 0   | 0   | .000 | 1   | 0  | 0   | 0   | .143 | 0  | 0  | 0-0    | 1   | 4   | 0  | 1.000 |
| 34 Engelbrekt, Max   | .000 | 1-0   | 1   | 0   | 0   | 0  | 0  | 0  | 0   | 0   | .000 | 0   | 0  | 0   | 0   | .000 | 0  | 0  | 0-0    | 0   | 0   | 0  | .000  |
| Totals               | .283 | 23    | 725 | 133 | 205 | 31 | 11 | 11 | 121 | 291 | .401 | 109 | 11 | 117 | 17  | .379 | 12 | 14 | 26-33  | 621 | 230 | 26 | .970  |
| Opponents            | .186 | 23    | 738 | 38  | 137 | 23 | 4  | 7  | 33  | 189 | .256 | 45  | 11 | 192 | 11  | .242 | 3  | 13 | 8-14   | 562 | 236 | 24 | .971  |

LOB - Team (176), Opp (151). DPs turned - Team (12), Opp (18).

**(Non-Pac-12 games only Sorted by Earned run avg)**

| Player               | era   | w-l  | app | gs | cg | sho | sv | ip    | h   | r   | er  | bb  | so  | 2b | 3b | hr | b/avg | wp | hp | bk | sfa | sha |
|----------------------|-------|------|-----|----|----|-----|----|-------|-----|-----|-----|-----|-----|----|----|----|-------|----|----|----|-----|-----|
| 38 Mulholland, Jake  | 0.00  | 2-0  | 11  | 0  | 0  | 0/3 | 4  | 24.1  | 11  | 0   | 0   | 4   | 22  | 1  | 0  | 0  | .134  | 0  | 0  | 0  | 0   | 2   |
| 34 Engelbrekt, Max   | 0.00  | 1-0  | 7   | 0  | 0  | 0/3 | 4  | 8.1   | 2   | 0   | 0   | 2   | 8   | 1  | 0  | 0  | .069  | 0  | 0  | 1  | 0   | 0   |
| 25 Rasmussen, Drew   | 0.00  | 1-0  | 1   | 1  | 0  | 0/1 | 0  | 6.0   | 2   | 0   | 0   | 1   | 8   | 1  | 0  | 0  | .100  | 0  | 0  | 0  | 0   | 0   |
| 32 Verburg, Mitchell | 0.00  | 0-0  | 4   | 0  | 0  | 0/1 | 1  | 3.0   | 2   | 0   | 0   | 0   | 3   | 0  | 0  | 0  | .182  | 0  | 0  | 0  | 1   | 0   |
| 15 Heimlich, Luke    | 0.25  | 4-0  | 5   | 5  | 0  | 0/4 | 0  | 36.2  | 20  | 1   | 1   | 4   | 42  | 1  | 0  | 0  | .156  | 0  | 2  | 0  | 0   | 2   |
| 37 Eisert, Brandon   | 0.44  | 2-0  | 8   | 0  | 0  | 0/0 | 1  | 20.1  | 11  | 2   | 1   | 5   | 25  | 3  | 0  | 0  | .157  | 3  | 2  | 0  | 0   | 2   |
| 31 Britton, Jordan   | 1.31  | 2-0  | 7   | 3  | 0  | 0/0 | 0  | 20.2  | 14  | 4   | 3   | 6   | 16  | 2  | 1  | 0  | .184  | 1  | 0  | 0  | 0   | 2   |
| 22 Gambrell, Grant   | 1.93  | 1-0  | 4   | 0  | 0  | 0/0 | 1  | 4.2   | 3   | 2   | 1   | 4   | 2   | 1  | 0  | 0  | .214  | 0  | 3  | 0  | 1   | 0   |
| 26 Fehmel, Bryce     | 2.25  | 2-1  | 4   | 3  | 0  | 0/1 | 0  | 20.0  | 17  | 6   | 5   | 3   | 11  | 3  | 1  | 1  | .227  | 1  | 0  | 0  | 0   | 1   |
| 44 Thompson, Jake    | 2.32  | 4-0  | 6   | 5  | 0  | 0/1 | 0  | 31.0  | 23  | 8   | 8   | 10  | 29  | 4  | 2  | 2  | .207  | 1  | 0  | 1  | 0   | 1   |
| 12 Tweedt, Sam       | 3.03  | 3-0  | 7   | 6  | 0  | 0/0 | 0  | 29.2  | 28  | 11  | 10  | 5   | 24  | 5  | 0  | 4  | .250  | 1  | 2  | 0  | 1   | 2   |
| 40 Paul, Tommy       | 4.50  | 0-0  | 2   | 0  | 0  | 0/0 | 0  | 2.0   | 2   | 1   | 1   | 1   | 2   | 0  | 0  | 0  | .333  | 0  | 2  | 0  | 0   | 1   |
| 23 Hickey, Mitch     | 27.00 | 0-0  | 1   | 0  | 0  | 0/0 | 0  | 0.1   | 2   | 3   | 1   | 0   | 0   | 1  | 0  | 0  | .500  | 0  | 0  | 0  | 0   | 0   |
| Totals               | 1.35  | 22-1 | 23  | 23 | 0  | 6/6 | 11 | 207.0 | 137 | 38  | 31  | 45  | 192 | 23 | 4  | 7  | .186  | 7  | 11 | 2  | 3   | 13  |
| Opponents            | 5.52  | 1-22 | 23  | 23 | 0  | 0/0 | 1  | 187.1 | 205 | 133 | 115 | 109 | 117 | 31 | 11 | 11 | .283  | 29 | 11 | 3  | 12  | 14  |

PB - Team (1), Harrison 1, Opp (6). Pickoffs - Team (4), Britton 1, Rutschman 1, Fehmel 1, Thompson 1, Opp (5).

**Schedule/Game-By-Game Results**

| Date | Opponent             | Score/Time (PT)   | OSU<br>R-H-E | OPP<br>R-H-E | Win/Loss/Save                                  | Rec. | Pac-12 | Pos. | GB   | Time | Att. |
|------|----------------------|-------------------|--------------|--------------|--|------|--------|------|------|------|------|
| 2/17 | (1) vs. Indiana      | W, 1-0            | 1-4-1        | 0-5-2        | Thompson (1-0)/Stievers (0-1)/Engelbrekt (1)   | 1-0  |        |      |      | 2:34 | 1733 |
| 2/17 | (1) vs. Duke         | W, 6-3            | 6-8-2        | 3-8-0        | Fehmel (1-0)/Stallings (0-1)/Verburg (1)       | 2-0  |        |      |      | 2:46 | 2149 |
| 2/19 | (1) vs. Duke         | W, 11-2           | 11-14-2      | 2-5-2        | Tweedt (1-0)/Day (0-1)/Gambrell (1)            | 3-0  |        |      |      | 2:51 | 1893 |
| 2/20 | (1) vs. Indiana      | W, 4-1            | 4-8-1        | 1-5-2        | Thompson (2-0)/Hobbies (0-1)/Engelbrekt (2)    | 4-0  |        |      |      | 2:40 | 2216 |
| 2/23 | (2) vs. Nebraska     | W, 10-1           | 10-12-2      | 1-8-2        | Heimlich (1-0)/Waldron (0-2)                   | 5-0  |        |      |      | 2:36 | 2862 |
| 2/24 | (2) vs. Ohio State   | L, 1-6            | 1-5-3        | 6-13-0       | Pavlopoulos (1-0)/Fehmel (1-1)/Kinker (2)      | 5-1  |        |      |      | 2:39 | 2071 |
| 2/25 | (2) vs. Nebraska     | W, 5-2            | 5-10-0       | 2-9-1        | Tweedt (2-0)/Meyers (0-1)/Engelbrekt (3)       | 6-1  |        |      |      | 2:38 | 2841 |
| 2/26 | (2) vs. Ohio State   | W, 5-1            | 5-7-1        | 1-2-1        | Thompson (3-0)/Post (0-1)                      | 7-1  |        |      |      | 2:25 | 1731 |
| 3/4  | UC Davis             | W, 4-0            | 4-8-0        | 0-3-0        | Heimlich (2-0)/Garcia (0-1)                    | 8-1  |        |      |      | 2:09 | 2622 |
| 3/4  | UC Davis             | W, 14-2           | 14-15-0      | 2-5-3        | Tweedt (3-0)/Razo (2-1)                        | 9-1  |        |      |      | 2:50 | 2578 |
| 3/5  | UC Davis             | W, 4-1            | 4-5-0        | 1-6-0        | Mulholland (1-0)/Mullins (0-1)                 | 10-1 |        |      |      | 2:34 | 2535 |
| 3/7  | Portland             | <i>Rained Out</i> |              |              |  |      |        |      |      |      |      |
| 3/9  | Ball State           | W, 2-0            | 2-8-0        | 0-1-1        | Fehmel (2-1)/Korson (0-1)/Engelbrekt (4)       | 11-1 |        |      |      | 2:38 | 2441 |
| 3/10 | Ball State           | W, 5-0            | 5-11-3       | 0-2-0        | Heimlich (3-0)/Butler (1-2)                    | 12-1 |        |      |      | 2:12 |      |
| 3/10 | Ball State           | W, 5-1            | 5-9-1        | 1-8-0        | Gambrell (1-0)/Marquadt (2-2)/Mulholland (1)   | 13-1 |        |      |      | 2:44 | 2949 |
| 3/11 | Ball State           | W, 8-4            | 8-11-2       | 4-6-3        | Thompson (4-0)/Marnon (2-2)                    | 14-1 |        |      |      | 2:48 | 2615 |
| 3/16 | at Arizona State * % | W, 2-0            | 2-8-0        | 0-2-0        | Heimlich (4-0)/Lingos (3-1)/Engelbrekt (5)     | 15-1 | 1-0    | 1    | +0.5 | 2:36 | 6010 |
| 3/17 | at Arizona State * % | W, 10-1           | 10-16-0      | 1-4-2        | Fehmel (3-1)/Van Scoyoc (0-1)                  | 16-1 | 2-0    | 1    | +0.5 | 2:49 | 2704 |
| 3/18 | at Arizona State *   | W, 4-0            | 4-14-1       | 0-3-1        | Thompson (5-0)/Erives (0-1)                    | 17-1 | 3-0    | T1   | +1.0 | 2:39 | 2661 |
| 3/24 | *9 Arizona * %       | W, 4-3            | 4-6-2        | 3-8-1        | Mulholland (2-0)/Megill (0-2)                  | 18-1 | 4-0    | 1    | +1.0 | 3:30 | 2790 |
| 3/25 | *9 Arizona * %       | W, 5-4            | 5-10-2       | 4-4-1        | Engelbrekt (1-0)/Deason (1-1)                  | 19-1 | 5-0    | 1    | +1.0 | 2:58 | 3190 |
| 3/26 | *9 Arizona * %       | W, 11-7           | 11-15-0      | 7-7-1        | Eisert (1-0)/Gomez (2-3)                       | 20-1 | 6-0    | 1    | +2.0 | 3:36 | 2981 |
| 3/28 | at Saint Mary's      | W, 4-3            | 4-9-1        | 3-11-1       | Engelbrekt (2-0)/Milam (1-1)                   | 21-1 |        |      |      | 2:59 | 550  |
| 3/31 | at #11 Stanford *    | W, 3-1            | 3-7-0        | 1-4-2        | Heimlich (5-0)/Bubic (2-4)                     | 22-1 | 7-0    | 1    | +2.0 | 2:43 | 1653 |
| 4/1  | at #11 Stanford *    | W, 15-7           | 15-25-0      | 7-11-2       | Eisert (2-0)/Thorne (1-1)                      | 23-1 | 8-0    | 1    | +3.0 | 3:34 | 1867 |
| 4/2  | at #11 Stanford *    | W, 7-0            | 7-8-2        | 0-9-2        | Thompson (6-0)/Castellanos (4-1)               | 24-1 | 9-0    | 1    | +3.0 | 2:31 | 1867 |
| 4/4  | at Portland          | W, 4-3            | 4-7-0        | 3-4-0        | Eisert (3-0)/Miller (1-5)/Mulholland (3)       | 25-1 |        |      |      | 3:13 | 1300 |
| 4/7  | Utah *               | W, 5-4            | 5-10-2       | 4-10-4       | Mulholland (3-0)/Drachler (0-2)                | 26-1 | 10-0   | 1    | +3.5 | 3:25 | 2912 |
| 4/8  | Utah *               | W, 5-4 (16)       | 5-10-1       | 4-10-0       | Mulholland (4-0)/Bauerle (0-1)                 | 27-1 | 11-0   | 1    | +3.5 | 4:59 | 3284 |
| 4/9  | Utah *               | W, 5-1            | 5-8-0        | 1-1-0        | Thompson (7-0)/Lapiana (2-4)/Hickey (1)        | 28-1 | 12-0   | 1    | +4.5 | 2:38 | 3250 |
| 4/11 | Gonzaga              | <i>Rained Out</i> |              |              |  |      |        |      |      |      |      |
| 4/13 | at Washington * %    | L, 2-3            | 2-11-2       | 3-8-1        | Bremer (4-2)/Heimlich (5-1)                    | 28-2 | 12-1   | 1    | +3.5 | 3:28 | 1136 |
| 4/14 | at Washington * %    | W, 5-2            | 5-15-0       | 2-9-1        | Fehmel (4-1)/Nierenberg (1-2)/Mulholland (4)   | 29-2 | 13-1   | 1    | +4.5 | 3:28 | 2478 |
| 4/15 | at Washington * %    | W, 3-0            | 3-8-0        | 0-7-0        | Thompson (8-0)/DeMers (3-3)/Mulholland (5)     | 30-2 | 14-1   | 1    | +5.0 | 3:02 | 2690 |
| 4/21 | at UCLA *            | W, 4-2 (10)       | 4-8-1        | 2-4-1        | Mulholland (5-0)/Bird (4-1)                    | 31-2 | 15-1   | 1    | +6.0 | 3:47 | 1209 |
| 4/22 | at UCLA * ^          | L, 1-7            | 1-5-0        | 7-12-1       | Ceja (2-3)/Fehmel (4-2)                        | 31-3 | 15-2   | 1    | +5.0 | 3:07 | 1475 |
| 4/23 | at UCLA *            | W, 2-1            | 2-5-1        | 1-6-0        | Verburg (1-0)/Bird (4-2)/Eisert (1)            | 32-3 | 16-2   | 1    | +5.0 | 3:18 | 1377 |
| 4/25 | Oregon %             | <i>Rained Out</i> |              |              |  |      |        |      |      |      |      |
| 4/28 | USC *                | W, 3-1            | 3-9-0        | 1-1-1        | Heimlich (6-1)/Stubbs (0-3)/Rasmussen (1)      | 33-3 | 17-2   | 1    | +6.0 | 2:26 | 3367 |
| 4/29 | USC *                | L, 5-7 (10)       | 5-10-1       | 7-11-1       | Manning (2-1)/Mulholland (5-1)                 | 33-4 | 17-3   | 1    | +5.0 | 3:49 | 3420 |
| 4/30 | USC *                | W, 10-1           | 10-9-0       | 1-6-0        | Thompson (9-0)/Crouse (2-6)                    | 34-4 | 18-3   | 1    | +5.5 | 3:12 | 3351 |
| 5/2  | Oregon %             | W, 4-1            | 4-8-0        | 1-2-0        | Britton (1-0)/Nelson (0-1)/Eisert (2)          | 35-4 |        |      |      | 2:32 | 3316 |
| 5/5  | California * %       | W, 8-0            | 8-13-0       | 0-7-0        | Heimlich (7-1)/Horn (4-4)                      | 36-4 | 19-3   | 1    | +5.5 | 2:41 | 3423 |
| 5/6  | California * %       | W, 11-10          | 11-8-1       | 10-13-1      | Rasmusen (1-0)/Sabouri (1-3)                   | 37-4 | 20-3   | 1    | +5.5 | 2:59 | 3593 |
| 5/7  | California * %       | W, 10-2           | 10-10-0      | 2-10-2       | Thompson (10-0)/Ladrech (2-2)                  | 38-4 | 21-3   | 1    | +6.5 | 3:10 | 3551 |
| 5/11 | at Oregon * %        | W, 6-1            | 6-11-0       | 1-9-2        | Heimlich (8-1)/Stringer (2-4)/Eisert (3)       | 39-4 | 22-3   | 1    | +7.0 | 3:21 | 2209 |
| 5/12 | at Oregon * %        | W, 5-4            | 5-5-1        | 4-7-4        | Engelbrekt (3-0)/Peterson (10-3)/Verburg (2)   | 40-4 | 23-3   | 1    | +7.5 | 3:52 | 2834 |
| 5/13 | at Oregon * %        | W, 1-0            | 1-9-0        | 0-3-0        | Thompson (11-0)/Mercer (5-6)/Eisert (4)        | 41-4 | 24-3   | 1    | +7.5 | 3:21 | 3517 |
| 5/16 | (3) vs. Portland     | W, 7-1            | 7-13-4       | 1-6-0        | Mulholland (6-1)/Budnick (1-9)                 | 42-4 |        |      |      | 3:03 | 3906 |
| 5/19 | Washington St. * %   | W, 4-3            | 4-7-1        | 3-8-0        | Heimlich (9-1)/Sunitsch (2-4)                  | 43-4 | 25-3   | 1    | +7.5 | 2:42 | 3583 |
| 5/20 | Washington St. * %   | W, 5-0            | 5-9-0        | 0-2-2        | Thompson (12-0)/Anderson (5-3)                 | 44-4 | 26-3   | 1    | +7.5 | 2:31 | 3654 |
| 5/21 | Washington St. * %   | W, 14-3           | 14-12-1      | 3-7-1        | Rasmussen (2-0)/Block (0-3)                    | 45-4 | 27-3   | 1    | +7.5 | 2:57 | 3629 |
| 5/25 | Abilene Christian    | W, 9-0            | 9-6-0        | 0-5-2        | Heimlich (10-1)/Lambright (0-4)                | 46-4 |        |      |      | 2:29 | 3432 |
| 5/26 | Abilene Christian    | W, 5-4 (11)       | 5-11-0       | 4-15-1       | Eisert (4-0)/Watkins (0-1)                     | 47-4 |        |      |      | 3:52 | 3605 |
| 5/27 | Abilene Christian    | W, 11-0 (7)       | 11-8-1       | 0-2-2        | Rasmussen (3-0)/Ruot (0-5)                     | 48-4 |        |      |      | 2:18 | 3563 |
| 5/28 | Abilene Christian    | W, 4-2            | 4-8-2        | 2-6-1        | Britton (2-0)/Skeffington (1-6)/Mulholland (6) | 49-4 |        |      |      | 2:35 | 3547 |

Key  
 \* Pac-12 Conference Game  
 % Game airs on Pac-12 Networks  
 ^ Game airs on ESPNU

(1) Surprise, Ariz.  
 (2) Surprise, Ariz.  
 (3) Keizer, Ore.

# 2017 OREGON STATE BASEBALL

## AT A GLANCE/HOME RUN BREAKDOWN

Twitter.com/BeaverBaseball  
 Instagram.com/BeaverBaseball  
 Facebook.com/OregonStateBaseball

### At A Glance

| Category              | Home | Road | Neutral | Overall |
|-----------------------|------|------|---------|---------|
| Record                | 26-1 | 15-2 | 8-1     | 49-4    |
| Pac-12 record         | 14-1 | 13-2 | 0-0     | 27-3    |
| Non-Conf. record      | 12-0 | 2-0  | 8-1     | 22-1    |
| Versus Top 25         | 3-0  | 3-0  | 0-0     | 6-0     |
| Versus Top 10         | 3-0  | 0-0  | 0-0     | 3-0     |
| February              | 0-0  | 0-0  | 7-1     | 7-1     |
| March                 | 10-0 | 5-0  | 0-0     | 15-0    |
| April                 | 5-1  | 7-2  | 0-0     | 12-3    |
| May                   | 11-0 | 3-0  | 1-0     | 15-0    |
| June                  | 0-0  | 0-0  | 0-0     | 0-0     |
| Sunday                | 7-0  | 2-0  | 2-0     | 11-0    |
| Monday                | 0-0  | 0-0  | 1-0     | 1-0     |
| Tuesday               | 1-0  | 2-0  | 1-0     | 4-0     |
| Wednesday             | 0-0  | 0-0  | 0-0     | 0-0     |
| Thursday              | 2-0  | 2-1  | 1-0     | 5-1     |
| Friday                | 8-0  | 5-0  | 2-1     | 15-1    |
| Saturday              | 8-1  | 4-1  | 1-0     | 13-2    |
| Black uniforms        | 9-0  | 4-1  | 4-0     | 17-1    |
| Cream uniforms        | 3-0  | 0-0  | 1-0     | 4-0     |
| Gray uniforms         | 1-0  | 11-1 | 0-0     | 12-1    |
| Orange uniforms       | 5-1  | 0-0  | 1-1     | 6-2     |
| White uniforms        | 8-0  | 0-0  | 2-0     | 10-0    |
| Day                   | 17-1 | 8-0  | 7-1     | 32-2    |
| Night                 | 9-0  | 7-2  | 1-0     | 17-2    |
| vs. Left              | 15-0 | 7-1  | 2-0     | 24-1    |
| vs. Right             | 11-1 | 8-1  | 6-1     | 25-3    |
| Scoring first         | 19-0 | 11-1 | 7-0     | 37-1    |
| 0-2 runs              | 1-0  | 3-2  | 1-1     | 5-3     |
| 3-5 runs              | 15-1 | 8-0  | 3-0     | 26-1    |
| 6-9 runs              | 3-0  | 2-0  | 2-0     | 7-0     |
| 10+ runs              | 7-0  | 2-0  | 2-0     | 11-0    |
| Opponent scores first | 7-1  | 4-1  | 1-1     | 12-3    |
| 0-2 runs              | 16-0 | 11-0 | 7-0     | 34-0    |
| 3-5 runs              | 8-0  | 3-1  | 1-0     | 12-1    |
| 6-9 runs              | 1-1  | 1-1  | 0-1     | 2-3     |
| 10+ runs              | 1-0  | 0-0  | 0-0     | 1-0     |
| 1-run games           | 7-0  | 5-1  | 1-0     | 13-1    |
| 2-run games           | 3-1  | 3-0  | 0-0     | 6-1     |
| 5+ runs               | 9-0  | 4-1  | 3-1     | 16-2    |
| Leading after 6       | 22-1 | 11-0 | 8-0     | 41-1    |
| Leading after 7       | 22-1 | 13-0 | 8-0     | 43-1    |
| Leading after 8       | 21-0 | 13-0 | 8-0     | 42-0    |
| Trailing after 6      | 1-0  | 2-2  | 0-1     | 3-3     |
| Trailing after 7      | 1-0  | 3-2  | 0-1     | 4-3     |
| Trailing after 8      | 1-0  | 2-2  | 0-1     | 3-3     |
| Extra-inning games    | 2-1  | 1-0  | 0-0     | 3-1     |
| Shutouts              | 7-0  | 5-0  | 1-0     | 13-0    |
| Following a win       | 24-1 | 13-2 | 6-1     | 43-4    |
| Following a loss      | 1-0  | 2-0  | 1-0     | 4-0     |
| Out-hit opponent      | 18-0 | 11-1 | 6-0     | 35-1    |
| Opponent out-hit      | 4-1  | 5-1  | 1-1     | 10-3    |
| Hits are equal        | 3-0  | 0-0  | 1-0     | 4-0     |
| OSU Quality Start     | 17-0 | 12-1 | 4-0     | 33-1    |
| Opp. Quality Start    | 4-0  | 5-1  | 0-1     | 9-2     |
| Make 0 errors         | 14-0 | 9-1  | 1-0     | 24-1    |
| Make 1 error          | 5-1  | 6-0  | 3-0     | 14-1    |
| Make 2+ errors        | 6-0  | 1-1  | 4-1     | 11-2    |
| Opp. makes 0 errors   | 9-0  | 6-0  | 2-1     | 17-1    |
| Opp. makes 1 error    | 9-1  | 4-2  | 2-0     | 15-3    |
| Opp. makes 2+ errors  | 7-0  | 6-0  | 4-0     | 17-0    |

### Home Run Breakdown

| No. | Player        | Date | Opponent/Pitcher                  | On | Inn. | Out | Count |
|-----|---------------|------|-----------------------------------|----|------|-----|-------|
| 1   | Madrigal (1)  | 2/17 | Duke/Stallings (L)                | 2  | 2    | 2   | 0-0   |
| 2   | Larnach (1)   | 2/20 | Indiana/Hobbies (R)               | 0  | 4    | 0   | 0-0   |
| 3   | Harrison (1)  | 2/25 | Nebraska/Meyers (L)               | 1  | 1    | 2   | 1-0   |
| 4   | Madrigal (2)  | 3/4  | UC Davis/Barraza (L)              | 0  | 7    | 2   | 1-0   |
| 5   | Madrigal (3)  | 3/10 | Ball State/Butler (R)             | 0  | 1    | 0   | 1-1   |
| 6   | Harrison (2)  | 3/11 | Ball State/Marnon (L)             | 0  | 5    | 0   | 1-0   |
| 7   | Grenier (1)   | 3/17 | Arizona State/Marsh (R)           | 0  | 8    | 2   | 0-2   |
| 8   | Rutschman (1) | 4/2  | Stanford/Castellanos (L)          | 1  | 7    | 2   | 3-1   |
| 9   | Grenier (2)   | 4/2  | Stanford/Castellanos (L)          | 0  | 9    | 1   | 3-1   |
| 10  | Grenier (3)   | 4/4  | Portland/Budnick (R)              | 1  | 2    | 2   | 2-1   |
| 11  | Grenier (4)   | 4/9  | Utah/Lapiana (L)                  | 2  | 3    | 1   | 0-2   |
| 12  | Harrison (3)  | 4/9  | Utah/Lapiana (L)                  | 0  | 5    | 1   | 3-2   |
| 13  | Gretler (1)   | 4/29 | USC/Clarke (R)                    | 0  | 4    | 1   | 2-2   |
| 14  | Harrison (4)  | 4/30 | USC/Crouse (R)                    | 1  | 1    | 2   | 0-0   |
| 15  | Harrison (5)  | 5/6  | California/Matulovich (R)         | 1  | 1    | 1   | 0-1   |
| 16  | Kwan (1)      | 5/6  | California/Martinez (R)           | 3  | 6    | 2   | 2-2   |
| 17  | Rutschman (2) | 5/11 | Oregon/Stringer (L)               | 0  | 4    | 0   | 1-0   |
| 18  | Gretler (2)   | 5/11 | Oregon/Stringer (L)               | 0  | 4    | 2   | 0-0   |
| 19  | Grenier (5)   | 5/16 | Portland/Budnick (R)              | 0  | 5    | 0   | 1-2   |
| 20  | Larnach (2)   | 5/16 | Portland/Horak (L)                | 1  | 5    | 2   | 0-1   |
| 21  | Madrigal (4)  | 5/21 | Washington State/Sunitsch (L)     | 2  | 5    | 2   | 2-0   |
| 22  | Larnach (3)   | 5/26 | Abilene Christian/Brewer (R)      | 2  | 6    | 2   | 2-0   |
| 23  | Atwood (1)    | 5/28 | Abilene Christian/Skeffington (L) | 0  | 2    | 2   | 2-2   |

**Total: 23**    **Home: 12**    **Road: 6**    **Neutral: 5**  
**Solo: 12**    **2-Run: 6**    **3-Run: 4**    **Grand Slam: 1**  
**vs. Left: 13**    **vs. Right: 10**  
**Pac-12: 12**    **Non-Conference: 11**  
**Ahead: 10**    **Behind: 5**    **Even: 4**    **First Pitch: 4**

\* Indicates Inside-The-Park; ^ Indicates Leadoff Home Run

### Oregon State In The Polls

| Week      | BA | CB | USA | D1 | PG | NCBWA |
|-----------|----|----|-----|----|----|-------|
| Preseason | 9  | 5  | 7   | 8  | 7  | 7     |
| Feb. 20   | 8  | 5  | 7   | 8  | 7  | 5     |
| Feb. 27   | 8  | 4  | 7   | 7  | 7  | 4     |
| March 6   | 5  | 3  | 4   | 4  | 5  | 5     |
| March 13  | 4  | 1  | 2   | 2  | 4  | 2     |
| March 20  | 2  | 1  | 2   | 1  | 2  | 2     |
| March 27  | 1  | 1  | 1   | 1  | 1  | 1     |
| April 3   | 1  | 1  | 1   | 1  | 1  | 1     |
| April 10  | 1  | 1  | 1   | 1  | 1  | 1     |
| April 17  | 1  | 1  | 1   | 1  | 1  | 1     |
| April 24  | 1  | 1  | 1   | 1  | 1  | 1     |
| May 1     | 1  | 1  | 1   | 1  | 1  | 1     |
| May 8     | 1  | 1  | 1   | 1  | 1  | 1     |
| May 15    | 1  | 1  | 1   | 1  | 1  | 1     |
| May 22    | 1  | 1  | 1   | 1  | 1  | 1     |
| May 29    | 1  | 1  | 1   | 1  | 1  | 1     |

---

---

**2017 Honors**

**Jack Anderson**

- CoSIDA Academic All-District 8

**Max Engelbrekt**

- Senior CLASS Award Candidate
- NCBWA Stopper of the Year Watch List

**Bryce Fehmel**

- Pac-12 Pitcher of the Week (3/28)
- Collegiate Baseball Preseason Second Team All-America
- NCBWA Preseason Third Team All-America

**Cadyn Grenier**

- Pac-12 Player of the Week (3/21)

**KJ Harrison**

- Pac-12 Player of the Week (3/28)
- CoSIDA Academic All-District 8
- Golden Spikes Award Watch List
- Collegiate Baseball Preseason Third Team All-America
- Perfect Game Preseason Third Team All-America

**Luke Heimlich**

- Pac-12 Pitcher of the Week (2/21)
- Pac-12 Pitcher of the Week (4/24)
- Pac-12 Pitcher of the Week (5/8)
- College Baseball Hall of Fame National Collegiate Pitcher of the Year Semifinalist
- Dick Howser Trophy Semifinalist
- Golden Spikes Award Midseason Watch List

**Nick Madrigal**

- Pac-12 Player Of The Week (April 3)
- Golden Spikes Award Midseason Watch List
- Golden Spikes Award Preseason Watch List
- Brooks Wallace Award Watch List
- Baseball America Preseason First Team All-America
- D1Baseball.com Preseason First Team All-America
- Perfect Game Preseason First Team All-America
- NCBWA Preseason Third Team All-America

**Jake Mulholland**

- Pac-12 Pitcher of the Week (4/10)
- NCBWA Midseason Stopper of the Year Watch List

**Jake Thompson**

- NCBWA National Pitcher of the Month for April (5/8)
- Pac-12 Pitcher of the Week (3/21)
- Pac-12 Pitcher of the Week (5/22)
- Dick Howser Trophy Semifinalist
- College Baseball Hall of Fame National Collegiate Pitcher of the Year Semifinalist
- CoSIDA Academic All-District 8

# 2017 OREGON STATE BASEBALL

## OFFENSIVE BREAKDOWN

Twitter.com/BeaverBaseball  
 Instagram.com/BeaverBaseball  
 Facebook.com/OregonStateBaseball

### Record By Player Starts

| Player    | C    | 1B   | 2B   | 3B   | SS   | LF   | CF   | RF   | DH   |
|-----------|------|------|------|------|------|------|------|------|------|
| Anderson  | 0-0  | 0-0  | 0-0  | 0-0  | 0-0  | 4-0  | 1-0  | 28-3 | 0-0  |
| Armstrong | 0-0  | 0-0  | 3-1  | 3-0  | 0-0  | 0-0  | 0-0  | 0-0  | 1-0  |
| Atwood    | 0-0  | 0-0  | 1-0  | 7-0  | 0-0  | 4-0  | 8-1  | 0-0  | 0-0  |
| Cary      | 0-0  | 0-0  | 0-0  | 0-0  | 0-0  | 0-0  | 18-2 | 0-0  | 0-0  |
| Casey     | 0-0  | 0-0  | 0-0  | 0-0  | 0-0  | 0-0  | 0-0  | 0-0  | 0-0  |
| Donahue   | 0-0  | 0-0  | 1-0  | 0-0  | 0-0  | 32-3 | 0-0  | 0-0  | 1-0  |
| Grenier   | 0-0  | 0-0  | 20-1 | 3-1  | 26-2 | 0-0  | 0-0  | 0-0  | 0-0  |
| Gretler   | 5-1  | 4-0  | 0-0  | 35-3 | 0-0  | 0-0  | 0-0  | 0-0  | 0-0  |
| Harrison  | 4-0  | 28-4 | 0-0  | 0-0  | 0-0  | 0-0  | 0-0  | 0-0  | 9-0  |
| Jones     | 0-0  | 0-0  | 0-0  | 0-0  | 0-0  | 3-0  | 1-0  | 1-0  | 0-0  |
| Kwan      | 0-0  | 0-0  | 0-0  | 0-0  | 0-0  | 6-1  | 21-1 | 4-0  | 0-0  |
| Larnach   | 0-0  | 0-0  | 0-0  | 0-0  | 0-0  | 0-0  | 0-0  | 16-1 | 30-2 |
| Madrigal  | 0-0  | 0-0  | 22-2 | 0-0  | 23-2 | 0-0  | 0-0  | 0-0  | 0-0  |
| Malone    | 0-0  | 5-0  | 0-0  | 0-0  | 0-0  | 0-0  | 0-0  | 0-0  | 3-0  |
| Mendazona | 0-0  | 0-0  | 2-0  | 1-0  | 0-0  | 0-0  | 0-0  | 0-0  | 0-0  |
| Rutschman | 40-3 | 1-0  | 0-0  | 0-0  | 0-0  | 0-0  | 0-0  | 0-0  | 2-1  |
| Taylor    | 0-0  | 11-0 | 0-0  | 0-0  | 0-0  | 0-0  | 0-0  | 0-0  | 3-1  |
| Willy     | 0-0  | 0-0  | 0-0  | 0-0  | 0-0  | 0-0  | 0-0  | 0-0  | 0-0  |
| Zalesky   | 0-0  | 0-0  | 0-0  | 0-0  | 0-0  | 0-0  | 0-0  | 0-0  | 0-0  |

### Record By Batting Order Starts

| Player    | 1    | 2    | 3    | 4    | 5    | 6   | 7   | 8    | 9    |
|-----------|------|------|------|------|------|-----|-----|------|------|
| Anderson  | 1-0  | 6-1  | 4-0  | 3-0  | 6-1  | 4-1 | 6-0 | 2-0  | 1-0  |
| Armstrong | 0-0  | 0-0  | 0-0  | 0-0  | 0-0  | 0-0 | 0-0 | 3-0  | 4-1  |
| Atwood    | 0-0  | 0-0  | 0-0  | 0-0  | 4-0  | 5-0 | 4-0 | 3-0  | 4-1  |
| Cary      | 0-0  | 2-0  | 0-0  | 0-0  | 0-0  | 3-0 | 3-1 | 4-0  | 6-1  |
| Casey     | 0-0  | 0-0  | 0-0  | 0-0  | 0-0  | 0-0 | 0-0 | 0-0  | 0-0  |
| Donahue   | 0-0  | 12-2 | 5-0  | 0-0  | 0-0  | 6-1 | 8-0 | 2-0  | 1-0  |
| Grenier   | 3-0  | 0-0  | 1-0  | 0-0  | 4-1  | 6-1 | 9-1 | 10-1 | 16-0 |
| Gretler   | 0-0  | 1-0  | 2-0  | 1-1  | 15-1 | 8-1 | 9-0 | 7-1  | 1-0  |
| Harrison  | 0-0  | 0-0  | 23-2 | 15-2 | 2-0  | 1-0 | 0-0 | 0-0  | 0-0  |
| Jones     | 0-0  | 1-0  | 0-0  | 0-0  | 0-0  | 0-0 | 1-0 | 0-0  | 3-0  |
| Kwan      | 1-0  | 26-1 | 0-0  | 0-0  | 0-0  | 0-0 | 0-0 | 1-0  | 3-1  |
| Larnach   | 0-0  | 0-0  | 8-2  | 20-1 | 8-0  | 8-0 | 2-0 | 0-0  | 0-0  |
| Madrigal  | 44-4 | 1-0  | 0-0  | 0-0  | 0-0  | 0-0 | 0-0 | 0-0  | 0-0  |
| Malone    | 0-0  | 0-0  | 2-0  | 0-0  | 1-0  | 4-0 | 0-0 | 1-0  | 0-0  |
| Mendazona | 0-0  | 0-0  | 0-0  | 0-0  | 0-0  | 0-0 | 0-0 | 0-0  | 3-0  |
| Rutschman | 0-0  | 0-0  | 4-0  | 10-0 | 8-1  | 2-0 | 3-1 | 10-2 | 6-0  |
| Taylor    | 0-0  | 0-0  | 0-0  | 0-0  | 1-0  | 2-0 | 4-1 | 6-0  | 1-0  |
| Willy     | 0-0  | 0-0  | 0-0  | 0-0  | 0-0  | 0-0 | 0-0 | 0-0  | 0-0  |
| Zalesky   | 0-0  | 0-0  | 0-0  | 0-0  | 0-0  | 0-0 | 0-0 | 0-0  | 0-0  |

### Batter Breakdown

| Player        | Multiple-Hit Games |           |          |          |            | Multiple-RBI Games |           |          |          |           | Home Runs |          |          |          |           |               |
|---------------|--------------------|-----------|----------|----------|------------|--------------------|-----------|----------|----------|-----------|-----------|----------|----------|----------|-----------|---------------|
|               | 2                  | 3         | 4        | 5+       | Tot.       | 2                  | 3         | 4        | 5+       | Tot.      | Solo      | 2-Run    | 3-Run    | GS       | Tot.      | Last          |
| Anderson      | 10                 | 2         | -        | -        | 12         | 4                  | -         | -        | -        | 4         | -         | -        | -        | -        | -         | -             |
| Armstrong     | 2                  | -         | -        | -        | 2          | 1                  | 1         | -        | -        | 2         | -         | -        | -        | -        | -         | -             |
| Atwood        | 2                  | -         | -        | -        | 2          | 2                  | -         | -        | -        | 2         | 1         | -        | -        | -        | 1         | 5/28 vs. ACU  |
| Cary          | 2                  | 1         | -        | -        | 3          | 2                  | 1         | -        | -        | 3         | -         | -        | -        | -        | -         | -             |
| Casey         | -                  | -         | -        | -        | -          | -                  | -         | -        | -        | -         | -         | -        | -        | -        | -         | -             |
| Donahue       | 8                  | -         | -        | -        | 8          | 3                  | -         | -        | -        | 3         | -         | -        | -        | -        | -         | -             |
| Grenier       | 9                  | 2         | -        | -        | 11         | 4                  | 2         | -        | -        | 6         | 3         | 1        | 1        | -        | 5         | 5/16 vs. PORT |
| Gretler       | 13                 | 3         | -        | -        | 16         | 4                  | 1         | -        | -        | 5         | 2         | -        | -        | -        | 2         | 5/11 vs. ORE  |
| Harrison      | 10                 | 4         | 1        | -        | 15         | 3                  | 2         | 1        | -        | 6         | 2         | 3        | -        | -        | 5         | 5/6 vs. CAL   |
| Jones         | 1                  | -         | -        | -        | 1          | -                  | 1         | -        | -        | 1         | -         | -        | -        | -        | -         | -             |
| Kwan          | 9                  | 1         | 1        | -        | 11         | 1                  | 1         | 1        | -        | 3         | -         | -        | -        | 1        | 1         | 5/6 vs. CAL   |
| Larnach       | 9                  | 1         | -        | -        | 10         | 4                  | 3         | -        | -        | 7         | 1         | 1        | 1        | -        | 3         | 5/26 vs. ACU  |
| Madrigal      | 17                 | 7         | 1        | -        | 25         | 4                  | 2         | -        | 1        | 7         | 2         | -        | 2        | -        | 4         | 5/21 vs. WSU  |
| Malone        | 2                  | -         | -        | -        | 2          | 1                  | -         | -        | -        | 1         | -         | -        | -        | -        | -         | -             |
| Mendazona     | -                  | -         | -        | -        | -          | -                  | -         | -        | -        | -         | -         | -        | -        | -        | -         | -             |
| Rutschman     | 5                  | 4         | -        | -        | 9          | 4                  | 2         | -        | -        | 6         | 1         | 1        | -        | -        | 2         | 5/11 vs. ORE  |
| Taylor        | 1                  | -         | -        | -        | 1          | 2                  | -         | -        | -        | 2         | -         | -        | -        | -        | -         | -             |
| Willy         | -                  | -         | -        | -        | -          | -                  | -         | -        | -        | -         | -         | -        | -        | -        | -         | -             |
| Zalesky       | -                  | -         | -        | -        | -          | -                  | -         | -        | -        | -         | -         | -        | -        | -        | -         | -             |
| <b>Totals</b> | <b>99</b>          | <b>25</b> | <b>3</b> | <b>0</b> | <b>127</b> | <b>39</b>          | <b>16</b> | <b>2</b> | <b>1</b> | <b>58</b> | <b>12</b> | <b>6</b> | <b>4</b> | <b>1</b> | <b>23</b> | <b>-</b>      |

### Inning-By-Inning

|              | 1  | 2  | 3  | 4  | 5  | 6  | 7  | 8  | 9  | EX | Total |
|--------------|----|----|----|----|----|----|----|----|----|----|-------|
| Oregon State | 45 | 33 | 22 | 26 | 40 | 41 | 40 | 43 | 13 | 5  | 310   |
| Opponents    | 10 | 10 | 11 | 21 | 13 | 9  | 12 | 16 | 11 | 3  | 117   |

### Oregon State 9+ To The Plate

| Date | Opponent         | Inn. | At Bat | Runs |
|------|------------------|------|--------|------|
| 2/19 | Duke             | 7    | 9      | 5    |
| 2/23 | Nebraska         | 1    | 9      | 4    |
| 3/4  | UC Davis         | 1    | 11     | 8    |
| 3/17 | Arizona State    | 6    | 10     | 4    |
| 4/1  | Stanford         | 2    | 9      | 4    |
| 4/1  | Stanford         | 8    | 10     | 7    |
| 4/30 | USC              | 8    | 12     | 6    |
| 5/5  | California       | 3    | 10     | 4    |
| 5/21 | Washington State | 5    | 9      | 7    |

| Oregon State Starters |        |    |      |          |          |     |    |          |         |           |  |
|-----------------------|--------|----|------|----------|----------|-----|----|----------|---------|-----------|--|
| Pitcher               | Starts | QS | Pct. | #P/Start | IP/Start | PCK | DP | Runs For | R/Start | Team Rec. |  |
| Britton, Jordan       | 3      | 1  | .333 | 76       | 5.2      | 0   | 0  | 15       | 5.0     | 3-0       |  |
| Fehmel, Bryce         | 11     | 6  | .545 | 81       | 5.2      | 1   | 2  | 65       | 5.9     | 8-3       |  |
| Heimlich, Luke        | 15     | 14 | .933 | 103      | 7.2      | 0   | 5  | 70       | 4.6     | 14-1      |  |
| Rasmussen, Drew       | 3      | 1  | .333 | 72       | 5.0      | 0   | 0  | 30       | 10.0    | 3-0       |  |
| Thompson, Jake        | 15     | 11 | .733 | 98       | 6.2      | 0   | 14 | 84       | 5.6     | 15-0      |  |
| Tweedt, Sam           | 6      | 1  | .167 | 71       | 4.2      | 0   | 2  | 43       | 7.1     | 6-0       |  |

*Note: Stats are for starts only*

| Oregon State Bullpen (Relief Appearances Only) |                          |     |   |   |    |    |    |        |           |             |       |
|--|--------------------------|-----|---|---|----|----|----|--------|-----------|-------------|-------|
| Reliever                                       | LAST APP (Dec.)          | IP  | H | R | ER | BB | SO | SV/OPP | RET/FACED | 1st AB RI/S | PCT   |
| Britton, Jordan                                | 5/26 vs. ACU (ND)        | 1.0 | 2 | 0 | 0  | 0  | 0  | 0/0    | 3/6       | 3/2         | .667  |
| Eisert, Brandon                                | 5/26 vs. ACU (W)         | 5.0 | 3 | 0 | 0  | 1  | 3  | 4/4    | 17/19     | 25/5        | .200  |
| Engelbrekt, Max                                | 5/25 vs. ACU (ND)        | 1.0 | 1 | 0 | 0  | 0  | 0  | 5/6    | 11/15     | 8/3         | .375  |
| Fehmel, Bryce                                  | 5/28 vs. ACU (ND)        | 1.0 | 1 | 0 | 0  | 0  | 0  | 0/0    | 1/1       | 1/1         | 1.000 |
| Gambrell, Grant                                | 5/21 vs. WSU (ND)        | 0.0 | 0 | 0 | 0  | 2  | 0  | 1/1    | 4/13      | 10/4        | .400  |
| Hickey, Mitch                                  | 5/21 vs. WSU (ND)        | 0.2 | 2 | 1 | 1  | 2  | 0  | 1/1    | 3/7       | 7/1         | .143  |
| Mulholland, Jake                               | 5/28 vs. ACU (S)         | 2.0 | 2 | 0 | 0  | 1  | 1  | 6/7    | 21/24     | 20/3        | .150  |
| Paul, Tommy                                    | 2/24 vs. Ohio State (ND) | 1.2 | 2 | 1 | 1  | 0  | 2  | 0/0    | 1/2       | 1/0         | .000  |
| Rasmussen, Drew                                | 5/6 vs. California (W)   | 2.1 | 5 | 3 | 1  | 0  | 0  | 1/1    | 1/2       | 3/3         | 1.000 |
| Thompson, Jake                                 | 2/17 vs. Indiana (W)     | 0.1 | 0 | 0 | 0  | 0  | 0  | 0/0    | 1/1       | 2/0         | .000  |
| Tweedt, Sam                                    | 5/21 vs. WSU (ND)        | 0.2 | 2 | 0 | 0  | 0  | 2  | 0/0    | 2/5       | 5/3         | .600  |
| Verburg, Mitchell                              | 5/12 vs. Oregon (S)      | 0.2 | 0 | 0 | 0  | 0  | 1  | 2/2    | 10/14     | 15/4        | .267  |

|           | W-L  | ERA  | IP    | H   | R  | ER | BB | SO  |
|-----------|------|------|-------|-----|----|----|----|-----|
| Starters  | 32-3 | 1.81 | 334.0 | 233 | 77 | 67 | 81 | 303 |
| Relievers | 17-1 | 1.93 | 149.0 | 107 | 40 | 32 | 55 | 130 |

**Oregon State Starters By Month**

| Month    | W-L  | ERA  | IP    | H  | ER | BB | SO |
|----------|------|------|-------|----|----|----|----|
| February | 6-1  | 1.88 | 48.0  | 40 | 10 | 12 | 44 |
| March    | 9-0  | 1.42 | 101.1 | 52 | 16 | 24 | 91 |
| April    | 6-2  | 2.42 | 93.0  | 70 | 25 | 27 | 86 |
| May      | 11-0 | 1.65 | 92.2  | 71 | 17 | 18 | 84 |
| June     |      |      |       |    |    |    |    |

**Oregon State Starters By Location**

| Month   | W-L  | ERA  | IP    | H   | ER | BB | SO  |
|---------|------|------|-------|-----|----|----|-----|
| Home    | 17-0 | 1.75 | 180.0 | 111 | 35 | 40 | 167 |
| Road    | 9-2  | 1.78 | 111.1 | 77  | 22 | 28 | 88  |
| Neutral | 6-1  | 1.88 | 52.2  | 45  | 11 | 12 | 48  |

**Oregon State Bullpen By Month**

| Month    | W-L | ERA  | SV/OPP | IP   | H  | ER | BB | SO |
|----------|-----|------|--------|------|----|----|----|----|
| February | 1-0 | 0.75 | 5/5    | 24.0 | 15 | 2  | 10 | 22 |
| March    | 6-0 | 1.87 | 4/5    | 33.2 | 22 | 7  | 9  | 32 |
| April    | 6-1 | 2.47 | 6/7    | 51.0 | 39 | 14 | 23 | 46 |
| May      | 4-0 | 1.96 | 5/5    | 41.1 | 31 | 9  | 13 | 30 |
| June     |     |      |        |      |    |    |    |    |

**Oregon State Bullpen By Location**

| Location | W-L | ERA  | SV/OPP | IP   | H  | ER | BB | SO |
|----------|-----|------|--------|------|----|----|----|----|
| Home     | 9-1 | 2.57 | 6/7    | 70.0 | 55 | 20 | 27 | 53 |
| Road     | 6-0 | 1.78 | 9/10   | 50.2 | 36 | 10 | 16 | 51 |
| Neutral  | 2-0 | 0.63 | 5/5    | 28.1 | 16 | 2  | 12 | 25 |

| Oregon State Staff By Series/Opponent |     |      |      |    |    |    |    |
|---------------------------------------|-----|------|------|----|----|----|----|
| Team                                  | W-L | ERA  | IP   | H  | ER | BB | SO |
| Surprise Classic                      | 4-0 | 0.75 | 36.0 | 23 | 3  | 11 | 37 |
| Big Ten-Pac-12 Ch.                    | 3-1 | 2.25 | 36.0 | 32 | 9  | 11 | 29 |
| UC Davis                              | 3-0 | 1.00 | 27.0 | 14 | 3  | 3  | 27 |
| Ball State                            | 4-0 | 0.75 | 36.0 | 17 | 3  | 5  | 34 |
| Arizona State                         | 3-0 | 0.33 | 27.0 | 9  | 1  | 6  | 25 |
| Arizona                               | 3-0 | 4.00 | 27.0 | 19 | 12 | 15 | 29 |
| Saint Mary's                          | 1-0 | 3.00 | 9.0  | 11 | 3  | 2  | 5  |
| Stanford                              | 3-0 | 2.67 | 27.0 | 24 | 8  | 6  | 18 |
| Portland                              | 2-0 | 2.00 | 18.0 | 10 | 4  | 4  | 25 |
| Utah                                  | 3-0 | 2.38 | 34.0 | 21 | 9  | 16 | 25 |
| Washington                            | 2-1 | 1.04 | 26.0 | 24 | 3  | 10 | 26 |
| UCLA                                  | 2-1 | 3.33 | 27.0 | 22 | 10 | 10 | 21 |
| USC                                   | 2-1 | 2.25 | 28.0 | 18 | 7  | 8  | 26 |
| Oregon                                | 4-0 | 1.25 | 36.0 | 21 | 5  | 9  | 34 |
| California                            | 3-0 | 3.33 | 27.0 | 30 | 10 | 5  | 25 |
| Washington State                      | 3-0 | 1.33 | 27.0 | 17 | 4  | 7  | 20 |
| Abilene Christian                     | 4-0 | 1.59 | 34.0 | 28 | 6  | 8  | 27 |

**2017 OREGON STATE BASEBALL**  
**PITCHERS APPEARANCES**

Twitter.com/BeaverBaseball  
 Instagram.com/BeaverBaseball  
 Facebook.com/OregonStateBaseball

**Pitchers' Appearances**

**#31 Jordan Britton**

| Date | Opponent                | W-L-S | IP  | H | R | ER | BB | SO | NP/S  |
|------|-------------------------|-------|-----|---|---|----|----|----|-------|
| 2/17 | Duke                    | ND    | 1.0 | 0 | 0 | 0  | 1  | 1  | 13/7  |
| 2/23 | Nebraska                | ND    | 2.0 | 1 | 0 | 0  | 2  | 2  | 44/26 |
| 3/28 | Saint Mary's            | ND    | 0.1 | 1 | 0 | 0  | 0  | 0  | 9/6   |
| 4/1  | Stanford                | ND    | 1.0 | 2 | 1 | 1  | 0  | 0  | 10/6  |
| 5/2  | Oregon *                | W     | 5.2 | 2 | 1 | 1  | 1  | 2  | 72/44 |
| 5/12 | Oregon                  | ND    | 0.1 | 1 | 2 | 2  | 1  | 0  | 17/9  |
| 5/16 | Portland *              | ND    | 4.2 | 5 | 1 | 1  | 0  | 4  | 69/46 |
| 5/26 | Abilene Christian       | ND    | 1.0 | 2 | 0 | 0  | 0  | 0  | 12/11 |
| 5/28 | Abilene Christian * ^ W | 6.0   | 3   | 2 | 2 | 2  | 2  | 7  | 85/53 |

**#37 Brandon Eisert**

| Date | Opponent          | W-L-S | IP  | H | R | ER | BB | SO | NP/S  |
|------|-------------------|-------|-----|---|---|----|----|----|-------|
| 2/17 | Duke              | ND    | 1.1 | 0 | 0 | 0  | 0  | 3  | 23/18 |
| 2/24 | Ohio State        | ND    | 2.1 | 4 | 2 | 1  | 0  | 0  | 35/22 |
| 3/4  | UC Davis          | ND    | 2.1 | 1 | 0 | 0  | 1  | 3  | 35/24 |
| 3/11 | Ball State        | ND    | 0.2 | 0 | 0 | 0  | 0  | 0  | 3/3   |
| 3/24 | Arizona           | ND    | 0.2 | 1 | 2 | 1  | 1  | 1  | 16/9  |
| 3/26 | Arizona           | W     | 2.1 | 1 | 2 | 2  | 3  | 5  | 49/28 |
| 3/28 | Saint Mary's      | ND    | 2.0 | 2 | 0 | 0  | 1  | 1  | 31/18 |
| 4/1  | Stanford          | W     | 3.0 | 3 | 1 | 1  | 1  | 3  | 44/27 |
| 4/4  | Portland          | W     | 3.1 | 1 | 0 | 0  | 2  | 9  | 63/36 |
| 4/8  | Utah              | ND    | 3.0 | 4 | 1 | 1  | 2  | 1  | 65/43 |
| 4/14 | Washington        | ND    | 0.1 | 1 | 1 | 1  | 0  | 0  | 9/5   |
| 4/23 | UCLA              | S     | 0.1 | 0 | 0 | 0  | 0  | 1  | 5/3   |
| 4/29 | USC               | ND    | 1.2 | 1 | 1 | 1  | 1  | 2  | 46/32 |
| 5/2  | Oregon            | S     | 3.1 | 0 | 0 | 0  | 0  | 6  | 38/28 |
| 5/6  | California        | ND    | 3.0 | 3 | 3 | 3  | 2  | 1  | 41/23 |
| 5/11 | Oregon            | S     | 3.0 | 2 | 0 | 0  | 0  | 4  | 40/30 |
| 5/13 | Oregon            | S     | 2.1 | 0 | 0 | 0  | 1  | 1  | 35/20 |
| 5/21 | Washington State  | ND    | 1.2 | 0 | 0 | 0  | 0  | 1  | 20/13 |
| 5/26 | Abilene Christian | W     | 5.0 | 3 | 0 | 0  | 1  | 3  | 87/56 |

**#34 Max Engelbrekt**

| Date | Opponent          | W-L-S | IP  | H | R | ER | BB | SO | NP/S  |
|------|-------------------|-------|-----|---|---|----|----|----|-------|
| 2/17 | Indiana           | S     | 0.2 | 0 | 0 | 0  | 0  | 2  | 8/7   |
| 2/20 | Indiana           | S     | 1.2 | 0 | 0 | 0  | 0  | 1  | 19/12 |
| 2/25 | Nebraska          | S     | 1.0 | 0 | 0 | 0  | 0  | 3  | 12/9  |
| 2/26 | Ohio State        | ND    | 1.0 | 0 | 0 | 0  | 2  | 0  | 20/9  |
| 3/9  | Ball State        | S     | 1.0 | 0 | 0 | 0  | 0  | 2  | 16/11 |
| 3/16 | Arizona State     | S     | 1.0 | 0 | 0 | 0  | 0  | 2  | 14/11 |
| 3/25 | Arizona           | W     | 1.0 | 1 | 1 | 1  | 0  | 0  | 22/14 |
| 3/28 | Saint Mary's      | W     | 2.0 | 1 | 0 | 0  | 0  | 0  | 17/13 |
| 4/2  | Stanford          | ND    | 1.0 | 1 | 0 | 0  | 0  | 0  | 16/12 |
| 4/7  | Utah              | ND    | 0.2 | 1 | 0 | 0  | 0  | 0  | 11/7  |
| 4/23 | UCLA              | ND    | 0.1 | 1 | 0 | 0  | 0  | 0  | 5/4   |
| 4/30 | USC               | ND    | 0.2 | 0 | 0 | 0  | 0  | 2  | 12/7  |
| 5/7  | California        | ND    | 1.2 | 1 | 0 | 0  | 0  | 2  | 21/15 |
| 5/12 | Oregon            | W     | 3.2 | 1 | 0 | 0  | 1  | 3  | 67/38 |
| 5/25 | Abilene Christian | ND    | 1.0 | 1 | 0 | 0  | 0  | 0  | 13/9  |

**#26 Bryce Fehmel**

| Date | Opponent          | W-L-S | IP  | H | R | ER | BB | SO | NP/S   |
|------|-------------------|-------|-----|---|---|----|----|----|--------|
| 2/17 | Duke * ^          | W     | 6.0 | 8 | 3 | 2  | 1  | 3  | 79/54  |
| 2/24 | Ohio State *      | L     | 5.0 | 7 | 3 | 3  | 1  | 4  | 90/60  |
| 3/9  | Ball State * ^    | W     | 8.0 | 1 | 0 | 0  | 1  | 4  | 104/68 |
| 3/17 | Arizona State * ^ | W     | 8.0 | 4 | 1 | 1  | 1  | 2  | 86/56  |
| 3/25 | Arizona * ^       | ND    | 8.0 | 3 | 3 | 3  | 2  | 6  | 108/71 |
| 4/1  | Stanford *        | ND    | 3.0 | 6 | 5 | 5  | 2  | 3  | 53/31  |
| 4/8  | Utah * ^          | ND    | 6.1 | 4 | 2 | 2  | 5  | 4  | 97/55  |
| 4/14 | Washington * ^    | W     | 6.2 | 6 | 1 | 1  | 2  | 5  | 106/71 |
| 4/22 | UCLA *            | L     | 1.1 | 7 | 6 | 6  | 0  | 0  | 34/23  |
| 4/29 | USC *             | ND    | 5.0 | 6 | 4 | 2  | 1  | 2  | 84/53  |
| 5/6  | California *      | ND    | 3.2 | 5 | 4 | 4  | 1  | 2  | 51/35  |
| 5/28 | Abilene Christian | ND    | 1.0 | 1 | 0 | 0  | 0  | 0  | 16/10  |

**#22 Grant Gambrell**

| Date | Opponent         | W-L-S | IP  | H | R | ER | BB | SO | NP/S   |
|------|------------------|-------|-----|---|---|----|----|----|--------|
| 2/19 | Duke             | S     | 3.0 | 3 | 1 | 0  | 2  | 1  | 48/30  |
| 3/10 | Ball State       | W     | 1.2 | 0 | 0 | 0  | 1  | 1  | 25/11  |
| 3/17 | Arizona State    | ND    | 1.0 | 0 | 0 | 0  | 0  | 1  | 8/7    |
| 3/24 | Arizona          | ND    | 0.1 | 0 | 0 | 0  | 1  | 0  | 10/3   |
| 3/26 | Arizona          | ND    | 0.2 | 1 | 2 | 2  | 1  | 0  | 26/14  |
| 4/1  | Stanford         | ND    | 1.0 | 0 | 0 | 0  | 1  | 1  | 13/6   |
| 4/4  | Portland         | ND    | 0.0 | 0 | 1 | 1  | 0  | 0  | 2/0    |
| 4/13 | Washington       | ND    | 0.1 | 0 | 0 | 0  | 0  | 1  | 11/5   |
| 4/22 | UCLA             | ND    | 5.2 | 5 | 1 | 1  | 3  | 3  | 101/61 |
| 4/29 | USC              | ND    | 0.2 | 1 | 0 | 0  | 1  | 0  | 12/7   |
| 5/5  | California       | ND    | 1.0 | 0 | 0 | 0  | 0  | 2  | 14/9   |
| 5/16 | Portland         | ND    | 0.0 | 0 | 0 | 0  | 1  | 0  | 5/1    |
| 5/21 | Washington State | ND    | 0.0 | 0 | 0 | 0  | 2  | 0  | 10/2   |

**#23 Mitch Hickey**

| Date | Opponent         | W-L-S | IP  | H | R | ER | BB | SO | NP/S  |
|------|------------------|-------|-----|---|---|----|----|----|-------|
| 3/11 | Ball State       | ND    | 0.1 | 3 | 3 | 1  | 0  | 0  | 17/11 |
| 4/2  | Stanford         | ND    | 1.0 | 1 | 0 | 0  | 0  | 0  | 21/12 |
| 4/9  | Utah             | S     | 0.2 | 0 | 0 | 0  | 0  | 1  | 9/5   |
| 4/14 | Washington       | ND    | 1.0 | 1 | 0 | 0  | 0  | 2  | 18/12 |
| 4/15 | Washington       | ND    | 0.0 | 0 | 0 | 0  | 1  | 0  | 6/2   |
| 4/23 | UCLA             | ND    | 0.0 | 0 | 0 | 0  | 1  | 0  | 4/0   |
| 5/21 | Washington State | ND    | 0.2 | 2 | 1 | 1  | 2  | 0  | 22/12 |

**#15 Luke Heimlich**

| Date | Opponent                | W-L-S | IP  | H | R | ER | BB | SO    | NP/S   |
|------|-------------------------|-------|-----|---|---|----|----|-------|--------|
| 2/17 | Indiana *               | ND    | 5.2 | 4 | 0 | 0  | 2  | 11    | 86/61  |
| 2/23 | Nebraska * ^            | W     | 7.0 | 7 | 1 | 1  | 1  | 4     | 91/65  |
| 3/4  | UC Davis * ^            | W     | 8.0 | 3 | 0 | 0  | 0  | 10    | 98/68  |
| 3/10 | Ball State * ^          | W     | 8.0 | 2 | 0 | 0  | 0  | 11    | 108/75 |
| 3/16 | Arizona State * ^       | W     | 8.0 | 2 | 0 | 0  | 2  | 8     | 110/73 |
| 3/24 | Arizona * ^             | ND    | 6.1 | 4 | 1 | 1  | 3  | 8     | 105/61 |
| 3/31 | Stanford * ^            | W     | 9.0 | 4 | 1 | 1  | 2  | 3     | 114/83 |
| 4/7  | Utah * ^                | ND    | 6.2 | 6 | 2 | 2  | 2  | 8     | 98/64  |
| 4/13 | Washington * ^          | L     | 6.1 | 7 | 3 | 1  | 2  | 7     | 100/69 |
| 4/21 | UCLA * ^                | ND    | 7.1 | 2 | 0 | 0  | 3  | 10    | 117/75 |
| 4/28 | USC * ^                 | W     | 8.0 | 1 | 1 | 1  | 1  | 7     | 107/64 |
| 5/5  | California * ^          | W     | 8.0 | 7 | 0 | 0  | 1  | 12    | 107/77 |
| 5/11 | Oregon * ^              | W     | 6.0 | 7 | 1 | 1  | 1  | 7     | 100/61 |
| 5/19 | Washington St. * ^      | W     | 9.0 | 8 | 3 | 2  | 0  | 8     | 105/75 |
| 5/25 | Abilene Christian * ^ W | 8.0   | 4   | 0 | 0 | 1  | 6  | 88/64 |        |

**#38 Jake Mulholland**

| Date | Opponent          | W-L-S | IP  | H | R | ER | BB | SO | NP/S  |
|------|-------------------|-------|-----|---|---|----|----|----|-------|
| 2/17 | Indiana           | ND    | 2.1 | 1 | 0 | 0  | 0  | 3  | 30/22 |
| 2/20 | Indiana           | ND    | 2.0 | 2 | 0 | 0  | 0  | 1  | 21/17 |
| 2/25 | Nebraska          | ND    | 3.0 | 2 | 0 | 0  | 2  | 3  | 53/28 |
| 3/4  | UC Davis          | ND    | 1.0 | 0 | 0 | 0  | 0  | 2  | 12/9  |
| 3/5  | UC Davis          | W     | 4.0 | 1 | 0 | 0  | 0  | 2  | 39/30 |
| 3/10 | Ball State        | S     | 3.0 | 3 | 0 | 0  | 0  | 2  | 42/29 |
| 3/18 | Arizona State     | ND    | 1.2 | 1 | 0 | 0  | 0  | 2  | 24/17 |
| 3/24 | Arizona           | W     | 1.0 | 2 | 0 | 0  | 0  | 0  | 21/14 |
| 3/26 | Arizona           | ND    | 1.0 | 0 | 0 | 0  | 0  | 3  | 13/9  |
| 3/28 | Saint Mary's      | S     | 1.0 | 0 | 0 | 0  | 0  | 2  | 13/9  |
| 4/4  | Portland          | S     | 2.1 | 0 | 0 | 0  | 0  | 5  | 28/22 |
| 4/7  | Utah              | W     | 1.2 | 3 | 1 | 1  | 0  | 2  | 32/20 |
| 4/8  | Utah              | W     | 6.2 | 2 | 1 | 1  | 3  | 2  | 81/52 |
| 4/14 | Washington        | S     | 1.0 | 1 | 0 | 0  | 1  | 0  | 13/8  |
| 4/15 | Washington        | S     | 1.1 | 1 | 0 | 0  | 0  | 1  | 20/14 |
| 4/21 | UCLA              | W     | 2.0 | 2 | 2 | 2  | 1  | 2  | 34/21 |
| 4/23 | UCLA              | ND    | 0.1 | 0 | 0 | 0  | 0  | 1  | 6/3   |
| 4/28 | USC               | ND    | 0.1 | 0 | 0 | 0  | 0  | 0  | 6/3   |
| 4/29 | USC               | L     | 2.1 | 3 | 2 | 2  | 1  | 2  | 38/23 |
| 5/12 | Oregon            | ND    | 1.1 | 4 | 1 | 1  | 0  | 0  | 27/17 |
| 5/16 | Portland          | W     | 2.2 | 0 | 0 | 0  | 1  | 1  | 32/18 |
| 5/21 | Washington State  | ND    | 0.1 | 0 | 0 | 0  | 0  | 0  | 1/1   |
| 5/27 | Abilene Christian | ND    | 1.0 | 0 | 0 | 0  | 0  | 0  | 12/8  |
| 5/28 | Abilene Christian | S     | 2.0 | 2 | 0 | 0  | 1  | 1  | 30/20 |

**Pitchers' Appearances**

**#40 Tommy Paul**

| Date | Opponent   | W-L-S | IP  | H | R | ER | BB | SO | NP/S  |
|------|------------|-------|-----|---|---|----|----|----|-------|
| 2/17 | Duke       | ND    | 0.1 | 0 | 0 | 0  | 1  | 0  | 10/4  |
| 2/24 | Ohio State | ND    | 1.2 | 2 | 1 | 1  | 0  | 2  | 27/16 |

**#25 Drew Rasmussen**

| Date | Opponent              | W-L-S | IP  | H | R | ER | BB | SO | NP/S  |
|------|-----------------------|-------|-----|---|---|----|----|----|-------|
| 4/28 | USC                   | S     | 0.2 | 0 | 0 | 0  | 0  | 0  | 10/6  |
| 5/6  | California            | W     | 2.1 | 5 | 3 | 1  | 0  | 0  | 30/21 |
| 5/12 | Oregon *              | ND    | 3.0 | 1 | 1 | 0  | 2  | 5  | 58/34 |
| 5/21 | Washington State *    | W     | 5.2 | 3 | 0 | 0  | 1  | 4  | 74/50 |
| 5/27 | Abilene Christian * ^ | W     | 6.0 | 2 | 0 | 0  | 1  | 8  | 84/57 |

**#44 Jake Thompson**

| Date | Opponent            | W-L-S | IP  | H  | R | ER | BB | SO | NP/S   |
|------|---------------------|-------|-----|----|---|----|----|----|--------|
| 2/17 | Indiana             | W     | 0.1 | 0  | 0 | 0  | 0  | 0  | 3/1    |
| 2/20 | Indiana *           | W     | 5.1 | 3  | 1 | 1  | 2  | 8  | 90/60  |
| 2/26 | Ohio State * ^      | W     | 8.0 | 2  | 1 | 1  | 3  | 7  | 97/59  |
| 3/5  | UC Davis *          | ND    | 5.0 | 5  | 1 | 1  | 1  | 4  | 78/50  |
| 3/11 | Ball State * ^      | W     | 7.1 | 3  | 1 | 1  | 2  | 8  | 95/63  |
| 3/18 | Arizona State * ^   | W     | 7.1 | 2  | 0 | 0  | 3  | 10 | 96/59  |
| 3/26 | Arizona *           | ND    | 4.2 | 4  | 3 | 2  | 4  | 6  | 89/53  |
| 4/2  | Stanford * ^        | W     | 7.0 | 7  | 0 | 0  | 0  | 6  | 94/67  |
| 4/9  | Utah * ^            | W     | 8.1 | 1  | 1 | 1  | 3  | 7  | 123/76 |
| 4/15 | Washington * ^      | W     | 7.2 | 6  | 0 | 0  | 3  | 8  | 108/72 |
| 4/23 | UCLA * ^            | ND    | 7.0 | 3  | 1 | 1  | 2  | 3  | 105/64 |
| 4/30 | USC * ^             | W     | 8.0 | 5  | 1 | 1  | 1  | 11 | 117/78 |
| 5/7  | California * ^      | W     | 6.1 | 9  | 2 | 2  | 1  | 6  | 103/63 |
| 5/13 | Oregon * ^          | W     | 6.2 | 3  | 0 | 0  | 2  | 5  | 86/50  |
| 5/20 | Washington St. * ^  | W     | 9.0 | 2  | 0 | 0  | 2  | 5  | 104/65 |
| 5/26 | Abilene Christian * | ND    | 5.0 | 10 | 4 | 4  | 2  | 2  | 83/54  |

**#12 Sam Tweedt**

| Date | Opponent         | W-L-S | IP  | H | R | ER | BB | SO | NP/S  |
|------|------------------|-------|-----|---|---|----|----|----|-------|
| 2/19 | Duke * ^         | W     | 6.0 | 2 | 1 | 0  | 2  | 3  | 81/51 |
| 2/25 | Nebraska *       | W     | 5.0 | 7 | 2 | 2  | 0  | 4  | 72/48 |
| 3/4  | UC Davis *       | W     | 5.2 | 3 | 2 | 2  | 1  | 5  | 83/49 |
| 3/10 | Ball State *     | ND    | 4.1 | 5 | 1 | 1  | 1  | 4  | 68/41 |
| 3/24 | Arizona          | ND    | 0.2 | 1 | 0 | 0  | 0  | 0  | 14/8  |
| 3/28 | Saint Mary's *   | ND    | 3.2 | 7 | 3 | 3  | 1  | 2  | 61/39 |
| 4/4  | Portland *       | ND    | 3.1 | 3 | 2 | 2  | 0  | 4  | 52/30 |
| 4/22 | UCLA             | ND    | 1.0 | 0 | 0 | 0  | 0  | 1  | 12/8  |
| 4/23 | UCLA             | ND    | 0.0 | 1 | 0 | 0  | 0  | 0  | 2/2   |
| 5/16 | Portland         | ND    | 1.2 | 1 | 0 | 0  | 0  | 2  | 23/16 |
| 5/21 | Washington State | ND    | 0.2 | 2 | 0 | 0  | 0  | 2  | 10/8  |

**#32 Mitchell Verburg**

| Date | Opponent   | W-L-S | IP  | H | R | ER | BB | SO | NP/S  |
|------|------------|-------|-----|---|---|----|----|----|-------|
| 2/17 | Duke       | S     | 0.1 | 0 | 0 | 0  | 0  | 0  | 3/2   |
| 3/4  | UC Davis   | ND    | 1.0 | 1 | 0 | 0  | 0  | 1  | 12/7  |
| 3/10 | Ball State | ND    | 1.0 | 0 | 0 | 0  | 0  | 2  | 18/11 |
| 3/11 | Ball State | ND    | 0.2 | 1 | 0 | 0  | 0  | 0  | 4/3   |
| 3/26 | Arizona    | ND    | 0.1 | 1 | 0 | 0  | 0  | 0  | 4/4   |
| 4/1  | Stanford   | ND    | 1.0 | 0 | 0 | 0  | 0  | 2  | 13/9  |
| 4/7  | Utah       | ND    | 0.0 | 0 | 1 | 1  | 1  | 0  | 4/0   |
| 4/13 | Washington | ND    | 1.1 | 1 | 0 | 0  | 1  | 2  | 31/20 |
| 4/21 | UCLA       | ND    | 0.2 | 0 | 0 | 0  | 0  | 0  | 7/4   |
| 4/23 | UCLA       | W     | 1.0 | 1 | 0 | 0  | 0  | 0  | 15/8  |
| 4/29 | USC        | ND    | 0.1 | 0 | 0 | 0  | 1  | 0  | 5/1   |
| 4/30 | USC        | ND    | 0.1 | 1 | 0 | 0  | 1  | 0  | 14/7  |
| 5/7  | California | ND    | 1.0 | 0 | 0 | 0  | 0  | 0  | 15/8  |
| 5/12 | Oregon     | S     | 0.2 | 0 | 0 | 0  | 0  | 1  | 14/7  |

Oregon State Starting Lineups By Order

| Date  | Opponent          | 1        | 2        | 3         | 4         | 5         | 6         | 7         | 8         | 9         |
|-------|-------------------|----------|----------|-----------|-----------|-----------|-----------|-----------|-----------|-----------|
| 02/17 | vs. Duke          | Kwan     | Madrigal | Donahue   | Rutschman | Harrison  | Larnach   | Cary      | Grenier   | Gretler   |
| 02/18 | vs. Gonzaga       | Madrigal | Donahue  | Harrison  | Rutschman | Larnach   | Taylor    | Atwood    | Gretler   | Grenier   |
| 02/19 | vs. Duke          | Madrigal | Kwan     | Donahue   | Rutschman | Harrison  | Larnach   | Cary      | Atwood    | Grenier   |
| 02/20 | vs. Indiana       | Madrigal | Donahue  | Rutschman | Harrison  | Larnach   | Cary      | Anderson  | Grenier   | Mendazona |
| 02/23 | vs. Nebraska      | Madrigal | Donahue  | Larnach   | Harrison  | Rutschman | Cary      | Anderson  | Grenier   | Kwan      |
| 02/24 | vs. Ohio State    | Madrigal | Donahue  | Larnach   | Harrison  | Rutschman | Grenier   | Cary      | Gretler   | Armstrong |
| 02/25 | vs. Nebraska      | Madrigal | Donahue  | Larnach   | Harrison  | Rutschman | Anderson  | Gretler   | Grenier   | Kwan      |
| 02/26 | vs. Ohio State    | Madrigal | Donahue  | Larnach   | Harrison  | Anderson  | Rutschman | Gretler   | Grenier   | Cary      |
| 03/04 | UC Davis          | Madrigal | Kwan     | Harrison  | Rutschman | Larnach   | Atwood    | Taylor    | Gretler   | Grenier   |
| 03/04 | UC Davis          | Madrigal | Kwan     | Harrison  | Larnach   | Rutschman | Anderson  | Gretler   | Donahue   | Grenier   |
| 03/05 | UC Davis          | Madrigal | Donahue  | Harrison  | Larnach   | Rutschman | Anderson  | Gretler   | Grenier   | Kwan      |
| 03/09 | Ball State        | Madrigal | Kwan     | Harrison  | Rutschman | Gretler   | Taylor    | Larnach   | Atwood    | Grenier   |
| 03/10 | Ball State        | Madrigal | Kwan     | Harrison  | Larnach   | Atwood    | Donahue   | Anderson  | Rutschman | Grenier   |
| 03/11 | Ball State        | Madrigal | Donahue  | Harrison  | Larnach   | Malone    | Anderson  | Gretler   | Kwan      | Grenier   |
| 03/11 | Ball State        | Madrigal | Donahue  | Harrison  | Larnach   | Gretler   | Atwood    | Rutschman | Grenier   | Jones     |
| 03/16 | at Arizona State  | Madrigal | Kwan     | Harrison  | Larnach   | Atwood    | Gretler   | Rutschman | Anderson  | Grenier   |
| 03/17 | at Arizona State  | Madrigal | Donahue  | Harrison  | Larnach   | Atwood    | Gretler   | Anderson  | Rutschman | Grenier   |
| 03/18 | at Arizona State  | Madrigal | Donahue  | Larnach   | Harrison  | Gretler   | Malone    | Taylor    | Cary      | Grenier   |
| 03/24 | Arizona           | Madrigal | Donahue  | Harrison  | Larnach   | Grenier   | Atwood    | Gretler   | Taylor    | Rutschman |
| 03/25 | Arizona           | Madrigal | Cary     | Harrison  | Larnach   | Grenier   | Atwood    | Gretler   | Taylor    | Rutschman |
| 03/26 | Arizona           | Madrigal | Anderson | Harrison  | Larnach   | Grenier   | Atwood    | Taylor    | Rutschman | Cary      |
| 03/28 | at Saint Mary's   | Madrigal | Anderson | Donahue   | Larnach   | Gretler   | Cary      | Grenier   | Malone    | Atwood    |
| 03/31 | at Stanford       | Madrigal | Cary     | Harrison  | Larnach   | Gretler   | Donahue   | Grenier   | Rutschman | Taylor    |
| 04/01 | at Stanford       | Madrigal | Kwan     | Harrison  | Larnach   | Gretler   | Malone    | Grenier   | Anderson  | Rutschman |
| 04/02 | at Stanford       | Madrigal | Kwan     | Harrison  | Larnach   | Gretler   | Grenier   | Anderson  | Taylor    | Rutschman |
| 04/04 | at Portland       | Madrigal | Kwan     | Harrison  | Larnach   | Gretler   | Donahue   | Grenier   | Taylor    | Atwood    |
| 04/07 | Utah              | Madrigal | Anderson | Harrison  | Larnach   | Gretler   | Grenier   | Cary      | Taylor    | Rutschman |
| 04/08 | Utah              | Madrigal | Donahue  | Harrison  | Larnach   | Gretler   | Malone    | Grenier   | Cary      | Atwood    |
| 04/09 | Utah              | Madrigal | Kwan     | Grenier   | Harrison  | Atwood    | Rutschman | Gretler   | Taylor    | Anderson  |
| 04/13 | at Washington     | Madrigal | Anderson | Harrison  | Larnach   | Gretler   | Donahue   | Grenier   | Rutschman | Kwan      |
| 04/14 | at Washington     | Madrigal | Kwan     | Donahue   | Harrison  | Larnach   | Grenier   | Anderson  | Gretler   | Rutschman |
| 04/15 | at Washington     | Madrigal | Kwan     | Donahue   | Harrison  | Gretler   | Larnach   | Grenier   | Rutschman | Cary      |
| 04/21 | at UCLA           | Madrigal | Kwan     | Harrison  | Larnach   | Gretler   | Donahue   | Grenier   | Rutschman | Cary      |
| 04/22 | at UCLA           | Madrigal | Kwan     | Harrison  | Gretler   | Grenier   | Anderson  | Taylor    | Rutschman | Atwood    |
| 04/23 | at UCLA           | Madrigal | Kwan     | Malone    | Harrison  | Rutschman | Gretler   | Donahue   | Grenier   | Cary      |
| 04/28 | USC               | Madrigal | Kwan     | Larnach   | Harrison  | Anderson  | Gretler   | Rutschman | Grenier   | Donahue   |
| 04/29 | USC               | Madrigal | Donahue  | Larnach   | Harrison  | Anderson  | Gretler   | Rutschman | Grenier   | Cary      |
| 04/30 | USC               | Madrigal | Kwan     | Larnach   | Harrison  | Anderson  | Gretler   | Donahue   | Rutschman | Grenier   |
| 05/02 | Oregon            | Madrigal | Kwan     | Larnach   | Harrison  | Anderson  | Gretler   | Donahue   | Rutschman | Grenier   |
| 05/05 | California        | Madrigal | Kwan     | Harrison  | Anderson  | Larnach   | Gretler   | Donahue   | Rutschman | Grenier   |
| 05/06 | California        | Madrigal | Kwan     | Harrison  | Anderson  | Larnach   | Gretler   | Donahue   | Rutschman | Grenier   |
| 05/07 | California        | Madrigal | Kwan     | Harrison  | Rutschman | Anderson  | Grenier   | Atwood    | Gretler   | Armstrong |
| 05/11 | at Oregon         | Madrigal | Kwan     | Anderson  | Harrison  | Rutschman | Larnach   | Grenier   | Gretler   | Atwood    |
| 05/12 | at Oregon         | Madrigal | Kwan     | Anderson  | Harrison  | Rutschman | Larnach   | Donahue   | Gretler   | Grenier   |
| 05/13 | at Oregon         | Madrigal | Kwan     | Anderson  | Harrison  | Rutschman | Donahue   | Larnach   | Gretler   | Grenier   |
| 05/16 | vs. Portland      | Grenier  | Kwan     | Gretler   | Anderson  | Taylor    | Larnach   | Atwood    | Cary      | Armstrong |
| 05/19 | Washington St.    | Madrigal | Kwan     | Anderson  | Rutschman | Grenier   | Larnach   | Gretler   | Donahue   | Armstrong |
| 05/20 | Washington St.    | Madrigal | Kwan     | Gretler   | Rutschman | Anderson  | Larnach   | Grenier   | Armstrong | Jones     |
| 05/21 | Washington St.    | Madrigal | Anderson | Rutschman | Larnach   | Gretler   | Grenier   | Donahue   | Cary      | Mendazona |
| 05/25 | Abilene Christian | Madrigal | Anderson | Rutschman | Gretler   | Larnach   | Grenier   | Atwood    | Armstrong | Jones     |
| 05/26 | Abilene Christian | Anderson | Gretler  | Malone    | Rutschman | Larnach   | Harrison  | Donahue   | Grenier   | Mendazona |
| 05/27 | Abilene Christian | Grenier  | Anderson | Rutschman | Larnach   | Gretler   | Malone    | Jones     | Armstrong | Cary      |
| 05/28 | Abilene Christian | Grenier  | Jones    | Larnach   | Rutschman | Gretler   | Donahue   | Taylor    | Atwood    | Armstrong |

**Oregon State Starting Lineups By Position**

| Date  | Opponent          | P         | C         | 1B        | 2B        | 3B        | SS       | LF       | CF       | RF       | DH        |
|-------|-------------------|-----------|-----------|-----------|-----------|-----------|----------|----------|----------|----------|-----------|
| 02/17 | vs. Duke          | Heimlich  | Rutschman | Harrison  | Grenier   | Gretler   | Madrigal | Donahue  | Cary     | Kwan     | Larnach   |
| 02/18 | vs. Gonzaga       | Fehmel    | Harrison  | Taylor    | Grenier   | Gretler   | Madrigal | Donahue  | Atwood   | Larnach  | Rutschman |
| 02/19 | vs. Duke          | Tweedt    | Rutschman | Harrison  | Madrigal  | Atwood    | Grenier  | Donahue  | Cary     | Kwan     | Larnach   |
| 02/20 | vs. Indiana       | Thompson  | Rutschman | Harrison  | Mendazona | Grenier   | Madrigal | Donahue  | Cary     | Anderson | Larnach   |
| 02/23 | vs. Nebraska      | Heimlich  | Rutschman | Harrison  | Donahue   | Grenier   | Madrigal | Kwan     | Cary     | Anderson | Larnach   |
| 02/24 | vs. Ohio State    | Fehmel    | Gretler   | Harrison  | Armstrong | Grenier   | Madrigal | Donahue  | Cary     | Larnach  | Rutschman |
| 02/25 | vs. Nebraska      | Tweedt    | Rutschman | Harrison  | Madrigal  | Gretler   | Grenier  | Donahue  | Kwan     | Anderson | Larnach   |
| 02/26 | vs. Ohio State    | Thompson  | Rutschman | Harrison  | Grenier   | Gretler   | Madrigal | Donahue  | Cary     | Anderson | Larnach   |
| 03/04 | UC Davis          | Heimlich  | Rutschman | Harrison  | Grenier   | Gretler   | Madrigal | Kwan     | Atwood   | Larnach  | Taylor    |
| 03/04 | UC Davis          | Tweedt    | Harrison  | Rutschman | Grenier   | Gretler   | Madrigal | Donahue  | Kwan     | Anderson | Larnach   |
| 03/05 | UC Davis          | Thompson  | Rutschman | Harrison  | Grenier   | Gretler   | Madrigal | Donahue  | Kwan     | Anderson | Larnach   |
| 03/09 | Ball State        | Fehmel    | Rutschman | Harrison  | Grenier   | Gretler   | Madrigal | Kwan     | Atwood   | Larnach  | Taylor    |
| 03/10 | Ball State        | Heimlich  | Rutschman | Harrison  | Atwood    | Grenier   | Madrigal | Donahue  | Kwan     | Anderson | Larnach   |
| 03/11 | Ball State        | Tweedt    | Harrison  | Malone    | Madrigal  | Gretler   | Grenier  | Donahue  | Kwan     | Anderson | Larnach   |
| 03/11 | Ball State        | Thompson  | Rutschman | Harrison  | Grenier   | Gretler   | Madrigal | Donahue  | Atwood   | Jones    | Larnach   |
| 03/16 | at Arizona State  | Heimlich  | Rutschman | Harrison  | Grenier   | Gretler   | Madrigal | Atwood   | Kwan     | Anderson | Larnach   |
| 03/17 | at Arizona State  | Fehmel    | Rutschman | Harrison  | Madrigal  | Gretler   | Grenier  | Donahue  | Atwood   | Anderson | Larnach   |
| 03/18 | at Arizona State  | Thompson  | Harrison  | Taylor    | Madrigal  | Gretler   | Grenier  | Donahue  | Cary     | Larnach  | Malone    |
| 03/24 | Arizona           | Heimlich  | Rutschman | Taylor    | Grenier   | Gretler   | Madrigal | Donahue  | Atwood   | Larnach  | Harrison  |
| 03/25 | Arizona           | Fehmel    | Rutschman | Taylor    | Grenier   | Gretler   | Madrigal | Atwood   | Cary     | Larnach  | Harrison  |
| 03/26 | Arizona           | Thompson  | Rutschman | Taylor    | Madrigal  | Atwood    | Grenier  | Anderson | Cary     | Larnach  | Harrison  |
| 03/28 | at Saint Mary's   | Tweedt    | Gretler   | Malone    | Grenier   | Atwood    | Madrigal | Donahue  | Cary     | Anderson | Larnach   |
| 03/31 | at Stanford       | Heimlich  | Rutschman | Taylor    | Grenier   | Gretler   | Madrigal | Donahue  | Cary     | Larnach  | Harrison  |
| 04/01 | at Stanford       | Fehmel    | Rutschman | Malone    | Grenier   | Gretler   | Madrigal | Anderson | Kwan     | Larnach  | Harrison  |
| 04/02 | at Stanford       | Thompson  | Rutschman | Taylor    | Grenier   | Gretler   | Madrigal | Anderson | Kwan     | Larnach  | Harrison  |
| 04/04 | at Portland       | Tweedt    | Gretler   | Taylor    | Grenier   | Atwood    | Madrigal | Donahue  | Kwan     | Larnach  | Harrison  |
| 04/07 | Utah              | Heimlich  | Rutschman | Taylor    | Grenier   | Gretler   | Madrigal | Anderson | Cary     | Larnach  | Harrison  |
| 04/08 | Utah              | Fehmel    | Gretler   | Harrison  | Grenier   | Atwood    | Madrigal | Donahue  | Cary     | Larnach  | Malone    |
| 04/09 | Utah              | Thompson  | Rutschman | Harrison  | Grenier   | Gretler   | Madrigal | Kwan     | Atwood   | Anderson | Taylor    |
| 04/13 | at Washington     | Heimlich  | Rutschman | Harrison  | Grenier   | Gretler   | Madrigal | Donahue  | Kwan     | Anderson | Larnach   |
| 04/14 | at Washington     | Fehmel    | Rutschman | Harrison  | Madrigal  | Gretler   | Grenier  | Donahue  | Kwan     | Anderson | Larnach   |
| 04/15 | at Washington     | Thompson  | Rutschman | Harrison  | Madrigal  | Gretler   | Grenier  | Kwan     | Cary     | Larnach  | Donahue   |
| 04/21 | at UCLA           | Heimlich  | Rutschman | Harrison  | Grenier   | Gretler   | Madrigal | Donahue  | Cary     | Kwan     | Larnach   |
| 04/22 | at UCLA           | Fehmel    | Rutschman | Harrison  | Madrigal  | Gretler   | Grenier  | Kwan     | Atwood   | Anderson | Taylor    |
| 04/23 | at UCLA           | Thompson  | Rutschman | Harrison  | Madrigal  | Gretler   | Grenier  | Donahue  | Cary     | Kwan     | Malone    |
| 04/28 | USC               | Heimlich  | Rutschman | Harrison  | Madrigal  | Gretler   | Grenier  | Donahue  | Kwan     | Anderson | Larnach   |
| 04/29 | USC               | Fehmel    | Rutschman | Harrison  | Madrigal  | Gretler   | Grenier  | Donahue  | Cary     | Anderson | Larnach   |
| 04/30 | USC               | Thompson  | Rutschman | Harrison  | Madrigal  | Gretler   | Grenier  | Donahue  | Kwan     | Anderson | Larnach   |
| 05/02 | Oregon            | Britton   | Rutschman | Harrison  | Madrigal  | Gretler   | Grenier  | Donahue  | Kwan     | Anderson | Larnach   |
| 05/05 | California        | Heimlich  | Rutschman | Harrison  | Madrigal  | Gretler   | Grenier  | Donahue  | Kwan     | Anderson | Larnach   |
| 05/06 | California        | Fehmel    | Rutschman | Harrison  | Madrigal  | Gretler   | Grenier  | Donahue  | Kwan     | Anderson | Larnach   |
| 05/07 | California        | Thompson  | Rutschman | Harrison  | Madrigal  | Gretler   | Grenier  | Atwood   | Kwan     | Anderson | Armstrong |
| 05/11 | at Oregon         | Heimlich  | Rutschman | Harrison  | Madrigal  | Gretler   | Grenier  | Atwood   | Kwan     | Anderson | Larnach   |
| 05/12 | at Oregon         | Rasmussen | Rutschman | Harrison  | Madrigal  | Gretler   | Grenier  | Donahue  | Kwan     | Anderson | Larnach   |
| 05/13 | at Oregon         | Thompson  | Rutschman | Harrison  | Madrigal  | Gretler   | Grenier  | Donahue  | Kwan     | Anderson | Larnach   |
| 05/16 | vs. Portland      | Britton   | Gretler   | Taylor    | Armstrong | Atwood    | Grenier  | Kwan     | Cary     | Anderson | Larnach   |
| 05/19 | Washington St.    | Heimlich  | Rutschman | Gretler   | Madrigal  | Armstrong | Grenier  | Donahue  | Kwan     | Anderson | Larnach   |
| 05/20 | Washington St.    | Thompson  | Rutschman | Gretler   | Madrigal  | Armstrong | Grenier  | Jones    | Kwan     | Anderson | Larnach   |
| 05/21 | Washington St.    | Rasmussen | Rutschman | Gretler   | Madrigal  | Mendazona | Grenier  | Donahue  | Cary     | Anderson | Larnach   |
| 05/25 | Abilene Christian | Heimlich  | Rutschman | Gretler   | Madrigal  | Armstrong | Grenier  | Jones    | Atwood   | Anderson | Larnach   |
| 05/26 | Abilene Christian | Thompson  | Rutschman | Malone    | Mendazona | Gretler   | Grenier  | Donahue  | Anderson | Larnach  | Harrison  |
| 05/27 | Abilene Christian | Rasmussen | Rutschman | Malone    | Armstrong | Gretler   | Grenier  | Jones    | Cary     | Anderson | Larnach   |
| 05/28 | Abilene Christian | Britton   | Gretler   | Taylor    | Armstrong | Atwood    | Grenier  | Donahue  | Jones    | Larnach  | Rutschman |

**Team Superlatives**

**Offense**

|                   |   |
|-------------------|---|
| Most At Bats      | 51, vs. Utah (4/8)                      |
| Most Runs Scored  | 15, vs. Stanford (4/1)                  |
| Most Hits         | 25, vs. Stanford (4/1)                  |
| Most RBI          | 15, vs. Stanford (4/1)                  |
| Most Doubles      | 5, vs. Arizona (3/26)                   |
| Most Triples      | 2-2x, last vs. Portland (5/16)          |
| Most Home Runs    | 2-4x, last vs. Portland (5/16)          |
| Most Walks        | 9-4x, last vs. Abilene Christian (5/25) |
| Most Strikeouts   | 13, vs. UCLA (4/21)                     |
| Most Stolen Bases | 4-2x, last vs. California (5/5)         |
| Most Hit By Pitch | 2-7x, last vs. Washington State (5/21)  |
| Most Runners LOB  | 14, vs. Oregon (5/13)                   |

**Fielding**

|                 |                               |
|-----------------|-------------------------------|
| Most Putouts    | 48, vs. Utah (4/8)            |
| Most Assists    | 17-2x, last vs. Utah (4/8)    |
| Most Errors     | 4, vs. Portland (5/16)        |
| Most DPs Turned | 2-10x, last vs. Oregon (5/13) |

**Pitching**

|                          |                                  |
|--------------------------|----------------------------------|
| Most Innings Pitched     | 16.0, vs. Utah (4/8)             |
| Most Runs Allowed        | 10, vs. California (5/6)         |
| Most Earned Runs Allowed | 8, vs. California (5/6)          |
| Most Walks Allowed       | 10, vs. Utah (4/8)               |
| Most Strikeouts          | 18, vs. Portland (4/4)           |
| Most Hits Allowed        | 15, vs. Abilene Christian (5/26) |

**Miscellaneous**

|                                    |                                    |
|------------------------------------|------------------------------------|
| Longest Winning Streak             | 23 games (2/25-4/9)                |
| Longest Losing Streak              | 1 game-4x (last: 4/29)             |
| Longest Game, Innings              | 16.0, vs. Utah (4/8)               |
| Longest Game, Time (9 Innings)     | 3:52, vs. Oregon (5/12)            |
| Longest Game, Time (Extra Innings) | 4:59, vs. Utah (4/8)               |
| Fastest Game, Time                 | 2:09, vs. UC Davis (3/4)           |
| Largest Home Attendance            | 3,654, vs. Washington State (5/20) |
| Largest Road Attendance            | 6,010, at Arizona State (3/16)     |
| Largest Neutral Attendance         | 3,906, vs. Portland (5/16)         |

**Individual Superlatives**

**Offense**

|                   |  |
|-------------------|--|
| Most At Bats      | 7-2x, last by Madrigal vs. Utah (4/8)              |
| Most Runs Scored  | 4, Madrigal vs. Arizona State (3/17)               |
| Most Hits         | 4-3x, last by Madrigal vs. California (5/6)        |
| Most RBI          | 5, Madrigal vs. Washington State (5/21)            |
| Most Doubles      | 2-7x, last by Anderson vs. Oregon (5/11)           |
| Most Triples      | 1-17x, last by Jones vs. Abilene Christian (5/25)  |
| Most Home Runs    | 1-23x, last by Atwood vs. Abilene Christian (5/28) |
| Most Walks        | 3-2x, last by Madrigal vs. Washington State (5/19) |
| Most Strikeouts   | 3-3x, last by Grenier vs. UCLA (4/21)              |
| Most Stolen Bases | 2-2x, last by Kwan vs. UCLA (4/23)                 |

**Fielding**

|              |   |
|--------------|---|
| Most Putouts | 16-2x, last by Harrison vs. Ball State (3/11) |
| Most Assists | 9, Madrigal vs. Duke (2/19)                   |
| Most Errors  | 2-5x, last by Atwood vs. Portland (5/16)      |

**Pitching**

|                      |  |
|----------------------|--|
| Most Innings Pitched | 9.0-3x, last by Thompson vs. Washington State (5/20) |
| Most Runs Allowed    | 6, Fehmel vs. UCLA (4/22)                            |
| Most ER Allowed      | 6, Fehmel vs. UCLA (4/22)                            |
| Most Walks Allowed   | 5, Fehmel vs. Utah (4/8)                             |
| Most Strikeouts      | 12, Heimlich vs. California (5/5)                    |
| Most Hits Allowed    | 10, Thompson vs. Abilene Christian (5/26)            |

**The Last Time**

**Oregon State Player**

**Offense**

|                              |   |
|------------------------------|---|
| Hit two home runs            | 3/5/16, Logan Ice vs. William & Mary              |
| Hit three home runs          | 3/11/01, Andy Jarvis vs. Washington State         |
| Hit grand slam               | 5/6/17, Steven Kwan vs. California                |
| Hit inside-the-park home run | 4/3/10, Michael Miller vs. USC                    |
| Leadoff home run             | 5/5/12, Ryan Barnes vs. Stanford                  |
| Walkoff home run             | 3/6/15, KJ Harrison vs. Fresno State              |
| Pinch-hit home run           | 2/27/16, Billy King vs. Kansas                    |
| Home run in 3 straight games | 3/2/13 (DH)-3/3/13, Michael Conforto vs. Bryant   |
| Home run in 2 straight games | 4/2-4/4/17, Cadyn Grenier vs. Stanford & Portland |

|                                |  |
|--------------------------------|--|
| Back-to-back home runs         | 5/13/15<br>Jeff Hendrix, KJ Harrison vs. Portland              |
| Back-to-back-to-back home runs | 4/11/00<br>Brian Barden, Curtis Davis, Joe Gerber vs. Portland |

|                         |   |
|-------------------------|---|
| Two triples in a game   | 4/8/16, KJ Harrison vs. Central Arkansas    |
| Three doubles in a game | 6/3/06, Cole Gillespie vs. Kansas           |
| Hit for the cycle       | 5/10/11, Ryan Dunn vs. Portland             |
| Five hits in a game     | 5/31/09, Koa Kahalehoe vs. Texas A&M        |
| Four hits in a game     | 5/6/17, Nick Madrigal vs. California        |
| Drove in nine runs      | 3/2/85, Ken Bowen vs. Chico State           |
| Drove in eight runs     | 3/31/04, Shea McFeely vs. Portland          |
| Drove in seven runs     | 3/3/13, Michael Conforto vs. Bryant         |
| Drove in six runs       | 3/5/16, Logan Ice vs. William & Mary        |
| Drove in five runs      | 5/21/17, Nick Madrigal vs. Washington State |
| Scored six runs         | 3/2/85, Ken Bowen vs. Chico State           |
| Scored five runs        | 3/5/00, Brian Barden vs. Washington         |
| Scored four runs        | 3/17/17, Nick Madrigal vs. Arizona State    |

**Pitching**

|                                   |   |
|-----------------------------------|---|
| Threw a perfect game              | 3/21/15, Drew Rasmussen vs. Washington St.                        |
| Threw a no-hitter                 | 3/21/15, Drew Rasmussen vs. Washington St.                        |
| Threw a one-hitter                | 5/4/14, Jace Fry vs. California                                   |
| Threw a shutout                   | 5/20/17, Jake Thompson vs. Washington St.                         |
| Threw a complete game             | 5/20/17, Jake Thompson vs. Washington St.                         |
| Threw back-to-back complete games | 5/19-5/20/17<br>Luke Heimlich, Jake Thompson vs. Washington State |
| Had 14 strikeouts                 | 5/30/14, Andrew Moore vs. NDSU                                    |
| Had 13 strikeouts                 | 5/22/15, Andrew Moore vs. California                              |
| Had 12 strikeouts                 | 5/5/17, Luke Heimlich vs. California                              |
| Had 11 strikeouts                 | 4/30/17, Jake Thompson vs. USC                                    |
| Had 10 strikeouts                 | 4/21/17, Luke Heimlich vs. UCLA                                   |

**Team**

|                                     |  |
|-------------------------------------|--|
| Had 25 or more hits                 | 4/1/17 vs. Stanford (25)                 |
| Had 20 or more hits                 | 4/1/17 vs. Stanford (25)                 |
| Scored 15 or more runs              | 4/1/17 vs. Stanford (15)                 |
| Scored 10 or more runs              | 5/27/17 vs. Abilene Christian (11)       |
| Did not strike out                  | 2/21/16, vs. Minnesota                   |
| Won 10 straight games               | 2017 (16)                                |
| Won 15 straight games               | 2017 (23)                                |
| Extra-Innings victory               | 5/26/17, OSU 5, Abilene Christian 4 (11) |
| Extra-Innings loss                  | 4/29/17, USC 7, OSU 5 (10)               |
| Was shut out                        | 4/30/16, Stanford 6, OSU 0               |
| Was no-hit                          | 3/23/13, Arizona State 4, OSU 0          |
| Threw back-to-back shutouts         | 5/28, 5/29/16 vs. UCLA                   |
| Threw back-to-back-to-back shutouts | 5/27, 5/28, 5/29/16 vs. UCLA             |

**All-Time Oregon State No-Hitters/Perfect Games**

| Date    | Opponent (score)            | Pitcher(s)   |
|---------|-----------------------------|--|
| 3/21/15 | Washington State (3-0)*     | Drew Rasmussen (9 IP, 10 SO, 0 BB)   |
| 3/8/14  | vs. Northern Illinois (2-0) | Jace Fry (9 IP, 10 SO, 2 BB)   |
| 4/30/11 | at UCLA (2-0)               | Josh Osich (9 IP, 13 SO, 1 BB)   |
| 1/25/07 | at Hawaii-Hilo (5-0)        | Mike Stutes (5 IP, 7 SO, 2 BB),<br>Josh Keller (2 IP, 0 SO, 0 BB),<br>Mark Grbavac (1 IP, 2 SO, 0 BB),<br>Jorge Reyes (1 IP, 0 SO, 1 BB) |
| 4/11/67 | Portland (11-0)             | Cleve Benson, Eric Selberg, Jack Humphrey  |
| 4/12/47 | Montana (1-0)               | Fred Gallagher   |

\* indicates Perfect Game

**(Home games Sorted by Batting avg)**

Record: 26-1 Home: 26-1 Away: 0-0 Pac-12: 14-1

| Player               | avg  | gp-gs | ab  | r   | h   | 2b | 3b | hr | rbi | tb  | slg% | bb  | hp | so  | gdp | ob%  | sf | sh | sb-att | po  | a   | e  | fld%  |
|----------------------|------|-------|-----|-----|-----|----|----|----|-----|-----|------|-----|----|-----|-----|------|----|----|--------|-----|-----|----|-------|
| 3 Madrigal, Nick     | .388 | 26-24 | 103 | 27  | 40  | 9  | 1  | 3  | 19  | 60  | .583 | 11  | 3  | 6   | 3   | .458 | 1  | 2  | 7-8    | 39  | 65  | 2  | .981  |
| 7 Malone, Tyler      | .368 | 13-4  | 19  | 4   | 7   | 0  | 0  | 0  | 2   | 7   | .368 | 5   | 0  | 1   | 0   | .500 | 0  | 0  | 1-1    | 20  | 2   | 0  | 1.000 |
| 29 Anderson, Jack    | .338 | 26-20 | 74  | 19  | 25  | 2  | 1  | 0  | 18  | 29  | .392 | 15  | 2  | 8   | 1   | .457 | 1  | 3  | 3-4    | 41  | 2   | 0  | 1.000 |
| 1 Donahue, Christian | .321 | 20-17 | 56  | 17  | 18  | 4  | 0  | 0  | 9   | 22  | .393 | 11  | 1  | 13  | 1   | .435 | 1  | 2  | 4-4    | 25  | 0   | 0  | 1.000 |
| 11 Larnach, Trevor   | .316 | 26-25 | 79  | 14  | 25  | 8  | 0  | 1  | 23  | 36  | .456 | 21  | 3  | 22  | 8   | .458 | 4  | 0  | 0-1    | 15  | 0   | 0  | 1.000 |
| 24 Harrison, KJ      | .306 | 21-21 | 85  | 13  | 26  | 7  | 0  | 4  | 13  | 45  | .529 | 11  | 1  | 13  | 2   | .384 | 2  | 0  | 4-4    | 146 | 11  | 1  | .994  |
| 33 Jones, Preston    | .294 | 15-5  | 17  | 11  | 5   | 2  | 1  | 0  | 3   | 9   | .529 | 5   | 0  | 2   | 0   | .455 | 0  | 0  | 2-2    | 18  | 0   | 0  | 1.000 |
| 4 Kwan, Steven       | .286 | 22-15 | 56  | 9   | 16  | 2  | 0  | 1  | 7   | 21  | .375 | 12  | 1  | 6   | 0   | .420 | 0  | 7  | 2-3    | 36  | 1   | 0  | 1.000 |
| 30 Armstrong, Andy   | .286 | 11-6  | 14  | 5   | 4   | 0  | 0  | 0  | 3   | 4   | .286 | 5   | 0  | 1   | 0   | .474 | 0  | 1  | 0-0    | 7   | 5   | 2  | .857  |
| 10 Gretler, Michael  | .279 | 27-25 | 86  | 13  | 24  | 2  | 2  | 1  | 13  | 33  | .384 | 15  | 1  | 12  | 3   | .385 | 2  | 3  | 1-2    | 66  | 30  | 1  | .990  |
| 9 Cary, Elliott      | .269 | 18-7  | 26  | 8   | 7   | 2  | 1  | 0  | 6   | 11  | .423 | 4   | 0  | 7   | 0   | .367 | 0  | 1  | 0-0    | 27  | 1   | 1  | .966  |
| 17 Atwood, Andy      | .238 | 20-12 | 42  | 9   | 10  | 2  | 0  | 1  | 8   | 15  | .357 | 7   | 0  | 6   | 3   | .340 | 1  | 0  | 2-2    | 14  | 2   | 1  | .941  |
| 35 Rutschman, Adley  | .235 | 27-25 | 98  | 17  | 23  | 3  | 1  | 0  | 18  | 28  | .286 | 9   | 1  | 16  | 2   | .292 | 5  | 0  | 3-3    | 199 | 32  | 3  | .987  |
| 2 Grenier, Cadyn     | .224 | 27-27 | 85  | 11  | 19  | 2  | 3  | 1  | 17  | 30  | .353 | 18  | 5  | 21  | 0   | .385 | 1  | 3  | 2-4    | 53  | 74  | 3  | .977  |
| 16 Taylor, Zak       | .185 | 14-8  | 27  | 2   | 5   | 1  | 0  | 0  | 2   | 6   | .222 | 2   | 0  | 6   | 1   | .241 | 0  | 0  | 0-0    | 31  | 3   | 1  | .971  |
| 13 Mendazona, George | .000 | 8-2   | 5   | 1   | 0   | 0  | 0  | 0  | 1   | 0   | .000 | 1   | 1  | 2   | 0   | .286 | 0  | 0  | 0-0    | 0   | 3   | 0  | 1.000 |
| 34 Engelbrekt, Max   | .000 | 1-0   | 1   | 0   | 0   | 0  | 0  | 0  | 0   | 0   | .000 | 0   | 0  | 0   | 0   | .000 | 0  | 0  | 0-0    | 0   | 3   | 0  | 1.000 |
| Totals               | .291 | 27    | 873 | 180 | 254 | 46 | 10 | 12 | 162 | 356 | .408 | 152 | 19 | 142 | 24  | .400 | 18 | 22 | 31-38  | 753 | 268 | 20 | .981  |
| Opponents            | .188 | 27    | 884 | 65  | 166 | 33 | 1  | 10 | 59  | 231 | .261 | 68  | 9  | 221 | 9   | .252 | 4  | 16 | 4-14   | 684 | 291 | 28 | .972  |

LOB - Team (220), Opp (165). DPs turned - Team (11), Opp (26). CI - Team (2), Rutschman 2.

**(Home games Sorted by Earned run avg)**

| Player               | era   | w-l  | app | gs | cg | sho | sv | ip    | h   | r   | er  | bb  | so  | 2b | 3b | hr | b/avg | wp | hp | bk | sfa | sha |
|----------------------|-------|------|-----|----|----|-----|----|-------|-----|-----|-----|-----|-----|----|----|----|-------|----|----|----|-----|-----|
| 25 Rasmussen, Drew   | 0.61  | 3-0  | 4   | 2  | 0  | 0/1 | 1  | 14.2  | 10  | 3   | 1   | 2   | 12  | 2  | 0  | 1  | .189  | 0  | 0  | 0  | 0   | 0   |
| 15 Heimlich, Luke    | 0.87  | 6-0  | 8   | 8  | 1  | 0/4 | 0  | 62.0  | 35  | 7   | 6   | 8   | 70  | 4  | 0  | 0  | .165  | 1  | 2  | 0  | 0   | 5   |
| 38 Mulholland, Jake  | 1.48  | 4-1  | 12  | 0  | 0  | 0/2 | 2  | 24.1  | 16  | 4   | 4   | 5   | 16  | 1  | 0  | 1  | .186  | 1  | 0  | 0  | 0   | 2   |
| 34 Engelbrekt, Max   | 1.50  | 1-0  | 6   | 0  | 0  | 0/2 | 1  | 6.0   | 4   | 1   | 1   | 0   | 6   | 0  | 0  | 1  | .190  | 1  | 0  | 0  | 0   | 0   |
| 32 Verburg, Mitchell | 1.93  | 0-0  | 8   | 0  | 0  | 0/1 | 0  | 4.2   | 4   | 1   | 1   | 3   | 3   | 0  | 0  | 0  | .235  | 1  | 0  | 0  | 1   | 0   |
| 44 Thompson, Jake    | 2.01  | 5-0  | 8   | 8  | 1  | 1/0 | 0  | 53.2  | 39  | 13  | 12  | 16  | 49  | 14 | 1  | 0  | .205  | 3  | 2  | 1  | 0   | 3   |
| 31 Britton, Jordan   | 2.13  | 2-0  | 3   | 2  | 0  | 0/0 | 0  | 12.2  | 7   | 3   | 3   | 3   | 9   | 2  | 0  | 0  | .159  | 1  | 0  | 0  | 0   | 2   |
| 12 Tweedt, Sam       | 2.38  | 1-0  | 4   | 2  | 0  | 0/0 | 0  | 11.1  | 11  | 3   | 3   | 2   | 11  | 1  | 0  | 2  | .256  | 0  | 0  | 0  | 0   | 1   |
| 37 Eisert, Brandon   | 3.04  | 2-0  | 10  | 0  | 0  | 0/0 | 1  | 23.2  | 14  | 9   | 8   | 11  | 23  | 5  | 0  | 1  | .167  | 4  | 0  | 0  | 0   | 2   |
| 26 Fehmel, Bryce     | 3.09  | 1-0  | 6   | 5  | 0  | 0/1 | 0  | 32.0  | 20  | 13  | 11  | 10  | 18  | 3  | 0  | 4  | .180  | 2  | 3  | 0  | 2   | 1   |
| 22 Gambrell, Grant   | 6.23  | 1-0  | 6   | 0  | 0  | 0/1 | 0  | 4.1   | 2   | 4   | 3   | 6   | 3   | 0  | 0  | 0  | .154  | 0  | 2  | 0  | 1   | 0   |
| 23 Hickey, Mitch     | 10.80 | 0-0  | 3   | 0  | 0  | 0/0 | 1  | 1.2   | 4   | 4   | 2   | 2   | 1   | 1  | 0  | 0  | .400  | 0  | 0  | 0  | 0   | 0   |
| Totals               | 1.97  | 26-1 | 27  | 27 | 2  | 7/6 | 6  | 251.0 | 166 | 65  | 55  | 68  | 221 | 33 | 1  | 10 | .188  | 14 | 9  | 1  | 4   | 16  |
| Opponents            | 6.08  | 1-26 | 27  | 27 | 0  | 0/0 | 0  | 228.0 | 254 | 180 | 154 | 152 | 142 | 46 | 10 | 12 | .291  | 34 | 19 | 4  | 18  | 22  |

PB - Team (2), Rutschman 1, Harrison 1, Opp (3). Pickoffs - Team (7), Heimlich 2, Rutschman 2, Thompson 1, Mulholland 1, Verburg 1, Opp (1).

**(Away games Sorted by Batting avg)**

Record: 15-2 Home: 0-0 Away: 15-2 Pac-12: 13-2

| Player               | avg  | gp-gs | ab  | r  | h   | 2b | 3b | hr | rbi | tb  | slg% | bb | hp | so  | gdp | ob%  | sf | sh | sb-att | po  | a   | e  | fld%  |
|----------------------|------|-------|-----|----|-----|----|----|----|-----|-----|------|----|----|-----|-----|------|----|----|--------|-----|-----|----|-------|
| 3 Madrigal, Nick     | .366 | 17-17 | 71  | 13 | 26  | 7  | 1  | 0  | 7   | 35  | .493 | 8  | 2  | 7   | 2   | .444 | 0  | 2  | 4-5    | 19  | 50  | 1  | .986  |
| 2 Grenier, Cadyn     | .361 | 17-17 | 61  | 12 | 22  | 2  | 0  | 3  | 9   | 33  | .541 | 6  | 0  | 17  | 1   | .406 | 2  | 4  | 1-1    | 33  | 54  | 2  | .978  |
| 4 Kwan, Steven       | .327 | 17-13 | 52  | 7  | 17  | 2  | 0  | 0  | 6   | 19  | .365 | 8  | 1  | 4   | 1   | .426 | 0  | 2  | 3-3    | 33  | 0   | 0  | 1.000 |
| 24 Harrison, KJ      | .323 | 16-16 | 65  | 5  | 21  | 3  | 0  | 0  | 9   | 24  | .369 | 8  | 0  | 16  | 1   | .387 | 2  | 0  | 3-4    | 103 | 4   | 0  | 1.000 |
| 10 Gretler, Michael  | .310 | 17-17 | 71  | 7  | 22  | 5  | 1  | 1  | 8   | 32  | .451 | 3  | 0  | 13  | 1   | .338 | 0  | 1  | 0-0    | 23  | 20  | 3  | .935  |
| 16 Taylor, Zak       | .286 | 10-5  | 21  | 3  | 6   | 0  | 0  | 0  | 3   | 6   | .286 | 1  | 0  | 7   | 0   | .318 | 0  | 1  | 0-0    | 39  | 1   | 0  | 1.000 |
| 35 Rutschman, Adley  | .275 | 17-14 | 51  | 8  | 14  | 3  | 0  | 2  | 8   | 23  | .451 | 9  | 0  | 12  | 1   | .377 | 1  | 2  | 1-1    | 110 | 16  | 1  | .992  |
| 29 Anderson, Jack    | .261 | 16-11 | 46  | 7  | 12  | 3  | 0  | 0  | 6   | 15  | .326 | 7  | 0  | 10  | 4   | .358 | 0  | 2  | 0-0    | 19  | 0   | 0  | 1.000 |
| 11 Larnach, Trevor   | .246 | 16-15 | 57  | 4  | 14  | 4  | 0  | 0  | 9   | 18  | .316 | 5  | 1  | 18  | 2   | .313 | 1  | 1  | 1-1    | 8   | 0   | 0  | 1.000 |
| 9 Cary, Elliott      | .222 | 16-6  | 27  | 2  | 6   | 1  | 0  | 0  | 2   | 7   | .259 | 3  | 0  | 8   | 0   | .290 | 1  | 1  | 0-0    | 21  | 1   | 0  | 1.000 |
| 17 Atwood, Andy      | .200 | 10-6  | 20  | 1  | 4   | 0  | 0  | 0  | 2   | 4   | .200 | 1  | 0  | 5   | 0   | .238 | 0  | 1  | 1-1    | 8   | 2   | 0  | 1.000 |
| 7 Malone, Tyler      | .182 | 8-4   | 11  | 1  | 2   | 0  | 0  | 0  | 2   | 2   | .182 | 5  | 1  | 4   | 1   | .444 | 1  | 0  | 0-1    | 11  | 2   | 0  | 1.000 |
| 1 Donahue, Christian | .158 | 13-12 | 38  | 5  | 6   | 2  | 0  | 0  | 3   | 8   | .211 | 6  | 0  | 14  | 1   | .273 | 0  | 1  | 4-5    | 18  | 0   | 0  | 1.000 |
| 33 Jones, Preston    | .000 | 11-0  | 1   | 2  | 0   | 0  | 0  | 0  | 0   | 0   | .000 | 0  | 0  | 0   | 0   | .000 | 0  | 0  | 0-0    | 5   | 0   | 0  | 1.000 |
| 30 Armstrong, Andy   | .000 | 3-0   | 1   | 1  | 0   | 0  | 0  | 0  | 0   | 0   | .000 | 0  | 1  | 0   | 0   | .500 | 0  | 0  | 0-0    | 0   | 0   | 0  | .000  |
| 13 Mendazona, George | .000 | 1-0   | 1   | 0  | 0   | 0  | 0  | 0  | 0   | 0   | .000 | 0  | 0  | 1   | 0   | .000 | 0  | 0  | 0-0    | 0   | 0   | 0  | .000  |
| Totals               | .290 | 17    | 594 | 78 | 172 | 32 | 2  | 6  | 74  | 226 | .380 | 70 | 6  | 136 | 15  | .366 | 8  | 18 | 18-22  | 456 | 165 | 9  | .986  |
| Opponents            | .211 | 17    | 536 | 35 | 113 | 24 | 3  | 5  | 30  | 158 | .295 | 44 | 10 | 139 | 14  | .280 | 6  | 15 | 8-9    | 462 | 187 | 20 | .970  |

LOB - Team (156), Opp (120). DPs turned - Team (14), Opp (19).

**(Away games Sorted by Earned run avg)**

| Player               | era   | w-l  | app | gs | cg | sho | sv | ip    | h   | r  | er | bb | so  | 2b | 3b | hr | b/avg | wp | hp | bk | sfa | sha |
|----------------------|-------|------|-----|----|----|-----|----|-------|-----|----|----|----|-----|----|----|----|-------|----|----|----|-----|-----|
| 34 Engelbrekt, Max   | 0.00  | 2-0  | 5   | 0  | 0  | 0/2 | 1  | 8.0   | 4   | 0  | 0  | 1  | 5   | 1  | 0  | 0  | .160  | 2  | 0  | 0  | 1   | 1   |
| 32 Verburg, Mitchell | 0.00  | 1-0  | 5   | 0  | 0  | 0/0 | 1  | 4.2   | 2   | 0  | 0  | 1  | 5   | 1  | 0  | 0  | .125  | 0  | 1  | 0  | 0   | 1   |
| 25 Rasmussen, Drew   | 0.00  | 0-0  | 1   | 1  | 0  | 0/0 | 0  | 3.0   | 1   | 1  | 0  | 2  | 5   | 1  | 0  | 0  | .100  | 1  | 0  | 0  | 0   | 0   |
| 23 Hickey, Mitch     | 0.00  | 0-0  | 4   | 0  | 0  | 0/2 | 0  | 2.0   | 2   | 0  | 0  | 2  | 2   | 2  | 0  | 0  | .250  | 0  | 0  | 0  | 0   | 0   |
| 44 Thompson, Jake    | 0.25  | 4-0  | 5   | 5  | 0  | 0/4 | 0  | 35.2  | 21  | 1  | 1  | 10 | 32  | 2  | 1  | 0  | .175  | 0  | 2  | 0  | 0   | 2   |
| 15 Heimlich, Luke    | 0.74  | 3-1  | 5   | 5  | 1  | 0/1 | 0  | 36.2  | 22  | 5  | 3  | 10 | 35  | 4  | 0  | 0  | .179  | 2  | 2  | 0  | 1   | 6   |
| 37 Eisert, Brandon   | 1.26  | 2-0  | 7   | 0  | 0  | 0/1 | 3  | 14.1  | 9   | 2  | 2  | 5  | 19  | 4  | 0  | 0  | .176  | 2  | 0  | 0  | 0   | 0   |
| 22 Gambrell, Grant   | 2.25  | 0-0  | 5   | 0  | 0  | 0/0 | 0  | 8.0   | 5   | 2  | 2  | 4  | 6   | 1  | 0  | 1  | .179  | 0  | 3  | 0  | 0   | 1   |
| 38 Mulholland, Jake  | 2.45  | 1-0  | 8   | 0  | 0  | 0/2 | 4  | 11.0  | 9   | 3  | 3  | 2  | 13  | 0  | 2  | 1  | .220  | 2  | 1  | 0  | 0   | 0   |
| 12 Tweedt, Sam       | 5.62  | 0-0  | 4   | 2  | 0  | 0/0 | 0  | 8.0   | 11  | 5  | 5  | 1  | 7   | 1  | 0  | 2  | .333  | 0  | 0  | 0  | 1   | 1   |
| 26 Fehmel, Bryce     | 6.16  | 2-1  | 4   | 4  | 0  | 0/0 | 0  | 19.0  | 23  | 13 | 13 | 5  | 10  | 6  | 0  | 1  | .315  | 1  | 1  | 0  | 3   | 2   |
| 31 Britton, Jordan   | 16.20 | 0-0  | 3   | 0  | 0  | 0/0 | 0  | 1.2   | 4   | 3  | 3  | 1  | 0   | 1  | 0  | 0  | .500  | 0  | 0  | 0  | 0   | 1   |
| Totals               | 1.89  | 15-2 | 17  | 17 | 1  | 5/5 | 9  | 152.0 | 113 | 35 | 32 | 44 | 139 | 24 | 3  | 5  | .211  | 10 | 10 | 0  | 6   | 15  |
| Opponents            | 3.92  | 2-15 | 17  | 17 | 1  | 0/0 | 0  | 154.0 | 172 | 78 | 67 | 70 | 136 | 32 | 2  | 6  | .290  | 16 | 6  | 2  | 8   | 18  |

PB - Team (1), Rutschman 1, Opp (3). Pickoffs - Team (0), Opp (2).

**(Neutral site games Sorted by Batting avg)**

Record: 8-1 Home: 0-0 Away: 0-0 Neutral: 8-1 Pac-12: 0-0

| Player               | avg  | gp-gs | ab  | r  | h  | 2b | 3b | hr | rbi | tb  | slg% | bb | hp | so | gdp | ob%  | sf | sh | sb-att | po  | a  | e  | fld%  |
|----------------------|------|-------|-----|----|----|----|----|----|-----|-----|------|----|----|----|-----|------|----|----|--------|-----|----|----|-------|
| 10 Gretler, Michael  | .375 | 9-6   | 24  | 4  | 9  | 3  | 1  | 0  | 6   | 14  | .583 | 0  | 0  | 0  | 0   | .360 | 1  | 0  | 0-0    | 15  | 12 | 1  | .964  |
| 3 Madrigal, Nick     | .367 | 8-8   | 30  | 7  | 11 | 2  | 0  | 1  | 5   | 16  | .533 | 1  | 1  | 0  | 1   | .394 | 1  | 2  | 4-4    | 12  | 25 | 1  | .974  |
| 24 Harrison, KJ      | .333 | 8-8   | 30  | 5  | 10 | 2  | 0  | 1  | 7   | 15  | .500 | 3  | 0  | 3  | 2   | .394 | 0  | 0  | 0-1    | 64  | 6  | 0  | 1.000 |
| 11 Larnach, Trevor   | .333 | 9-9   | 27  | 8  | 9  | 2  | 0  | 2  | 4   | 17  | .630 | 6  | 1  | 4  | 2   | .471 | 0  | 0  | 0-0    | 4   | 0  | 0  | 1.000 |
| 29 Anderson, Jack    | .333 | 8-5   | 18  | 4  | 6  | 0  | 0  | 0  | 3   | 6   | .333 | 2  | 0  | 2  | 0   | .400 | 0  | 0  | 0-0    | 13  | 0  | 0  | 1.000 |
| 17 Atwood, Andy      | .333 | 6-3   | 9   | 1  | 3  | 1  | 0  | 0  | 2   | 4   | .444 | 0  | 0  | 1  | 0   | .333 | 0  | 0  | 0-0    | 4   | 1  | 3  | .625  |
| 30 Armstrong, Andy   | .333 | 4-2   | 6   | 0  | 2  | 1  | 0  | 0  | 1   | 3   | .500 | 0  | 0  | 1  | 0   | .333 | 0  | 0  | 0-0    | 1   | 1  | 1  | .667  |
| 4 Kwan, Steven       | .316 | 7-5   | 19  | 4  | 6  | 1  | 1  | 0  | 0   | 9   | .474 | 2  | 0  | 2  | 1   | .381 | 0  | 1  | 1-1    | 11  | 0  | 0  | 1.000 |
| 16 Taylor, Zak       | .250 | 5-2   | 8   | 1  | 2  | 1  | 0  | 0  | 1   | 3   | .375 | 0  | 1  | 1  | 1   | .300 | 1  | 0  | 0-0    | 16  | 2  | 0  | 1.000 |
| 1 Donahue, Christian | .241 | 8-8   | 29  | 4  | 7  | 2  | 1  | 0  | 6   | 11  | .379 | 3  | 0  | 10 | 0   | .294 | 2  | 1  | 1-1    | 17  | 1  | 4  | .818  |
| 2 Grenier, Cadyn     | .231 | 9-9   | 26  | 5  | 6  | 0  | 2  | 1  | 4   | 13  | .500 | 7  | 1  | 2  | 0   | .412 | 0  | 0  | 2-4    | 13  | 23 | 3  | .923  |
| 35 Rutschman, Adley  | .192 | 8-8   | 26  | 4  | 5  | 0  | 0  | 0  | 3   | 5   | .192 | 6  | 1  | 5  | 0   | .364 | 0  | 0  | 0-0    | 50  | 3  | 0  | 1.000 |
| 9 Cary, Elliott      | .185 | 9-7   | 27  | 2  | 5  | 0  | 0  | 0  | 3   | 5   | .185 | 1  | 1  | 7  | 0   | .241 | 0  | 0  | 0-0    | 17  | 0  | 0  | 1.000 |
| 13 Mendazona, George | .000 | 4-1   | 4   | 0  | 0  | 0  | 0  | 0  | 0   | 0   | .000 | 0  | 0  | 0  | 0   | .000 | 0  | 0  | 0-0    | 1   | 2  | 0  | 1.000 |
| 7 Malone, Tyler      | .000 | 2-0   | 3   | 1  | 0  | 0  | 0  | 0  | 1   | 0   | .000 | 0  | 0  | 0  | 0   | .000 | 0  | 0  | 0-0    | 0   | 0  | 0  | .000  |
| Totals               | .283 | 9     | 286 | 50 | 81 | 15 | 5  | 5  | 46  | 121 | .423 | 31 | 6  | 38 | 7   | .360 | 5  | 4  | 8-11   | 243 | 87 | 16 | .954  |
| Opponents            | .203 | 9     | 300 | 17 | 61 | 9  | 3  | 3  | 14  | 85  | .283 | 24 | 8  | 73 | 7   | .279 | 1  | 5  | 4-5    | 219 | 88 | 10 | .968  |

LOB - Team (63), Opp (78). DPs turned - Team (7), Opp (7).

**(Neutral site games Sorted by Earned run avg)**

| Player               | era  | w-l | app | gs | cg | sho | sv | ip   | h  | r  | er | bb | so | 2b | 3b | hr | b/avg | wp | hp | bk | sfa | sha |
|----------------------|------|-----|-----|----|----|-----|----|------|----|----|----|----|----|----|----|----|-------|----|----|----|-----|-----|
| 38 Mulholland, Jake  | 0.00 | 1-0 | 4   | 0  | 0  | 0/1 | 0  | 10.0 | 5  | 0  | 0  | 3  | 8  | 1  | 0  | 0  | .147  | 0  | 0  | 0  | 0   | 1   |
| 31 Britton, Jordan   | 0.00 | 0-0 | 3   | 1  | 0  | 0/0 | 0  | 7.2  | 6  | 1  | 0  | 3  | 7  | 0  | 1  | 0  | .200  | 0  | 0  | 0  | 0   | 0   |
| 34 Engelbrekt, Max   | 0.00 | 0-0 | 4   | 0  | 0  | 0/1 | 3  | 4.1  | 0  | 0  | 0  | 2  | 6  | 0  | 0  | 0  | .000  | 0  | 0  | 1  | 0   | 0   |
| 22 Gambrell, Grant   | 0.00 | 0-0 | 2   | 0  | 0  | 0/0 | 1  | 3.0  | 3  | 1  | 0  | 3  | 1  | 1  | 0  | 0  | .300  | 0  | 1  | 0  | 1   | 0   |
| 32 Verburg, Mitchell | 0.00 | 0-0 | 1   | 0  | 0  | 0/0 | 1  | 0.1  | 0  | 0  | 0  | 0  | 0  | 0  | 0  | 0  | .000  | 0  | 0  | 0  | 0   | 0   |
| 15 Heimlich, Luke    | 0.71 | 1-0 | 2   | 2  | 0  | 0/1 | 0  | 12.2 | 11 | 1  | 1  | 3  | 15 | 1  | 0  | 0  | .220  | 0  | 1  | 0  | 0   | 1   |
| 44 Thompson, Jake    | 1.32 | 3-0 | 3   | 2  | 0  | 0/1 | 0  | 13.2 | 5  | 2  | 2  | 5  | 15 | 0  | 1  | 2  | .109  | 0  | 0  | 0  | 0   | 0   |
| 12 Tweedt, Sam       | 1.42 | 2-0 | 3   | 2  | 0  | 0/0 | 0  | 12.2 | 10 | 3  | 2  | 2  | 9  | 3  | 0  | 0  | .208  | 1  | 2  | 0  | 0   | 0   |
| 37 Eisert, Brandon   | 2.45 | 0-0 | 2   | 0  | 0  | 0/0 | 0  | 3.2  | 4  | 2  | 1  | 0  | 3  | 0  | 0  | 0  | .286  | 0  | 2  | 0  | 0   | 1   |
| 26 Fehmel, Bryce     | 4.09 | 1-1 | 2   | 2  | 0  | 0/0 | 0  | 11.0 | 15 | 6  | 5  | 2  | 7  | 3  | 1  | 1  | .326  | 1  | 0  | 0  | 0   | 1   |
| 40 Paul, Tommy       | 4.50 | 0-0 | 2   | 0  | 0  | 0/0 | 0  | 2.0  | 2  | 1  | 1  | 1  | 2  | 0  | 0  | 0  | .333  | 0  | 2  | 0  | 0   | 1   |
| Totals               | 1.33 | 8-1 | 9   | 9  | 0  | 1/1 | 5  | 81.0 | 61 | 17 | 12 | 24 | 73 | 9  | 3  | 3  | .203  | 2  | 8  | 1  | 1   | 5   |
| Opponents            | 5.67 | 1-8 | 9   | 9  | 0  | 0/0 | 1  | 73.0 | 81 | 50 | 46 | 31 | 38 | 15 | 5  | 5  | .283  | 11 | 6  | 1  | 5   | 4   |

PB - Team (0), Opp (3). Pickoffs - Team (2), Britton 1, Fehmel 1, Opp (3).

**(February Sorted by Batting avg)**

Record: 7-1 Home: 0-0 Away: 0-0 Neutral: 7-1 Pac-12: 0-0

| Player               | avg  | gp-gs | ab  | r  | h  | 2b | 3b | hr | rbi | tb | slg% | bb | hp | so | gdp | ob%  | sf | sh | sb-att | po  | a  | e  | fld%  |
|----------------------|------|-------|-----|----|----|----|----|----|-----|----|------|----|----|----|-----|------|----|----|--------|-----|----|----|-------|
| 17 Atwood, Andy      | .500 | 5-2   | 6   | 1  | 3  | 1  | 0  | 0  | 2   | 4  | .667 | 0  | 0  | 1  | 0   | .500 | 0  | 0  | 0-0    | 4   | 0  | 1  | .800  |
| 3 Madrigal, Nick     | .367 | 8-8   | 30  | 7  | 11 | 2  | 0  | 1  | 5   | 16 | .533 | 1  | 1  | 0  | 1   | .394 | 1  | 2  | 4-4    | 12  | 25 | 1  | .974  |
| 10 Gretler, Michael  | .350 | 8-5   | 20  | 3  | 7  | 2  | 0  | 0  | 5   | 9  | .450 | 0  | 0  | 0  | 0   | .350 | 0  | 0  | 0-0    | 9   | 11 | 1  | .952  |
| 24 Harrison, KJ      | .333 | 8-8   | 30  | 5  | 10 | 2  | 0  | 1  | 7   | 15 | .500 | 3  | 0  | 3  | 2   | .394 | 0  | 0  | 0-1    | 64  | 6  | 0  | 1.000 |
| 11 Larnach, Trevor   | .292 | 8-8   | 24  | 6  | 7  | 2  | 0  | 1  | 2   | 12 | .500 | 5  | 1  | 4  | 1   | .433 | 0  | 0  | 0-0    | 4   | 0  | 0  | 1.000 |
| 4 Kwan, Steven       | .267 | 6-4   | 15  | 2  | 4  | 0  | 0  | 0  | 0   | 4  | .267 | 1  | 0  | 1  | 1   | .313 | 0  | 1  | 1-1    | 9   | 0  | 0  | 1.000 |
| 29 Anderson, Jack    | .267 | 7-4   | 15  | 3  | 4  | 0  | 0  | 0  | 1   | 4  | .267 | 1  | 0  | 1  | 0   | .313 | 0  | 0  | 0-0    | 10  | 0  | 0  | 1.000 |
| 16 Taylor, Zak       | .250 | 4-1   | 4   | 1  | 1  | 1  | 0  | 0  | 1   | 2  | .500 | 0  | 1  | 0  | 1   | .333 | 1  | 0  | 0-0    | 8   | 1  | 0  | 1.000 |
| 1 Donahue, Christian | .241 | 8-8   | 29  | 4  | 7  | 2  | 1  | 0  | 6   | 11 | .379 | 3  | 0  | 10 | 0   | .294 | 2  | 1  | 1-1    | 17  | 1  | 4  | .818  |
| 9 Cary, Elliott      | .217 | 8-6   | 23  | 2  | 5  | 0  | 0  | 0  | 3   | 5  | .217 | 1  | 1  | 6  | 0   | .280 | 0  | 0  | 0-0    | 14  | 0  | 0  | 1.000 |
| 35 Rutschman, Adley  | .192 | 8-8   | 26  | 4  | 5  | 0  | 0  | 0  | 3   | 5  | .192 | 6  | 1  | 5  | 0   | .364 | 0  | 0  | 0-0    | 50  | 3  | 0  | 1.000 |
| 2 Grenier, Cadyn     | .182 | 8-8   | 22  | 4  | 4  | 0  | 2  | 0  | 3   | 8  | .364 | 6  | 1  | 1  | 0   | .379 | 0  | 0  | 2-3    | 9   | 19 | 2  | .933  |
| 13 Mendazona, George | .000 | 3-1   | 3   | 0  | 0  | 0  | 0  | 0  | 0   | 0  | .000 | 0  | 0  | 0  | 0   | .000 | 0  | 0  | 0-0    | 1   | 1  | 0  | 1.000 |
| 7 Malone, Tyler      | .000 | 2-0   | 3   | 1  | 0  | 0  | 0  | 0  | 1   | 0  | .000 | 0  | 0  | 0  | 0   | .000 | 0  | 0  | 0-0    | 0   | 0  | 0  | .000  |
| 30 Armstrong, Andy   | .000 | 3-1   | 2   | 0  | 0  | 0  | 0  | 0  | 0   | 0  | .000 | 0  | 0  | 0  | 0   | .000 | 0  | 0  | 0-0    | 0   | 0  | 1  | .000  |
| Totals               | .270 | 8     | 252 | 43 | 68 | 12 | 3  | 3  | 39  | 95 | .377 | 27 | 6  | 32 | 6   | .349 | 4  | 4  | 8-10   | 216 | 76 | 12 | .961  |
| Opponents            | .207 | 8     | 266 | 16 | 55 | 8  | 2  | 3  | 13  | 76 | .286 | 22 | 8  | 66 | 6   | .286 | 1  | 5  | 4-4    | 195 | 78 | 10 | .965  |

LOB - Team (55), Opp (70). DPs turned - Team (6), Opp (6).

**(February Sorted by Earned run avg)**

| Player               | era  | w-l | app | gs | cg | sho | sv | ip   | h  | r  | er | bb | so | 2b | 3b | hr | b/avg | wp | hp | bk | sfa | sha |
|----------------------|------|-----|-----|----|----|-----|----|------|----|----|----|----|----|----|----|----|-------|----|----|----|-----|-----|
| 38 Mulholland, Jake  | 0.00 | 0-0 | 3   | 0  | 0  | 0/1 | 0  | 7.1  | 5  | 0  | 0  | 2  | 7  | 1  | 0  | 0  | .192  | 0  | 0  | 0  | 0   | 1   |
| 34 Engelbrekt, Max   | 0.00 | 0-0 | 4   | 0  | 0  | 0/1 | 3  | 4.1  | 0  | 0  | 0  | 2  | 6  | 0  | 0  | 0  | .000  | 0  | 0  | 1  | 0   | 0   |
| 22 Gambrell, Grant   | 0.00 | 0-0 | 1   | 0  | 0  | 0/0 | 1  | 3.0  | 3  | 1  | 0  | 2  | 1  | 1  | 0  | 0  | .300  | 0  | 1  | 0  | 1   | 0   |
| 31 Britton, Jordan   | 0.00 | 0-0 | 2   | 0  | 0  | 0/0 | 0  | 3.0  | 1  | 0  | 0  | 3  | 3  | 0  | 0  | 0  | .100  | 0  | 0  | 0  | 0   | 0   |
| 32 Verburg, Mitchell | 0.00 | 0-0 | 1   | 0  | 0  | 0/0 | 1  | 0.1  | 0  | 0  | 0  | 0  | 0  | 0  | 0  | 0  | .000  | 0  | 0  | 0  | 0   | 0   |
| 15 Heimlich, Luke    | 0.71 | 1-0 | 2   | 2  | 0  | 0/1 | 0  | 12.2 | 11 | 1  | 1  | 3  | 15 | 1  | 0  | 0  | .220  | 0  | 1  | 0  | 0   | 1   |
| 44 Thompson, Jake    | 1.32 | 3-0 | 3   | 2  | 0  | 0/1 | 0  | 13.2 | 5  | 2  | 2  | 5  | 15 | 0  | 1  | 2  | .109  | 0  | 0  | 0  | 0   | 0   |
| 12 Tweedt, Sam       | 1.64 | 2-0 | 2   | 2  | 0  | 0/0 | 0  | 11.0 | 9  | 3  | 2  | 2  | 7  | 2  | 0  | 0  | .214  | 0  | 2  | 0  | 0   | 0   |
| 37 Eisert, Brandon   | 2.45 | 0-0 | 2   | 0  | 0  | 0/0 | 0  | 3.2  | 4  | 2  | 1  | 0  | 3  | 0  | 0  | 0  | .286  | 0  | 2  | 0  | 0   | 1   |
| 26 Fehmel, Bryce     | 4.09 | 1-1 | 2   | 2  | 0  | 0/0 | 0  | 11.0 | 15 | 6  | 5  | 2  | 7  | 3  | 1  | 1  | .326  | 1  | 0  | 0  | 0   | 1   |
| 40 Paul, Tommy       | 4.50 | 0-0 | 2   | 0  | 0  | 0/0 | 0  | 2.0  | 2  | 1  | 1  | 1  | 2  | 0  | 0  | 0  | .333  | 0  | 2  | 0  | 0   | 1   |
| Totals               | 1.50 | 7-1 | 8   | 8  | 0  | 1/1 | 5  | 72.0 | 55 | 16 | 12 | 22 | 66 | 8  | 2  | 3  | .207  | 1  | 8  | 1  | 1   | 5   |
| Opponents            | 5.40 | 1-7 | 8   | 8  | 0  | 0/0 | 1  | 65.0 | 68 | 43 | 39 | 27 | 32 | 12 | 3  | 3  | .270  | 8  | 6  | 1  | 4   | 4   |

PB - Team (0), Opp (3). Pickoffs - Team (1), Fehmel 1, Opp (2).

**(March Sorted by Batting avg)**

Record: 15-0 Home: 10-0 Away: 5-0 Pac-12: 7-0

| Player               | avg   | gp-gs | ab  | r  | h   | 2b | 3b | hr | rbi | tb  | slg%  | bb | hp | so  | gdp | ob%   | sf | sh | sb-att | po  | a   | e  | fld%  |
|----------------------|-------|-------|-----|----|-----|----|----|----|-----|-----|-------|----|----|-----|-----|-------|----|----|--------|-----|-----|----|-------|
| 30 Armstrong, Andy   | 1.000 | 3-0   | 1   | 2  | 1   | 0  | 0  | 0  | 2   | 1   | 1.000 | 0  | 0  | 0   | 0   | 1.000 | 0  | 0  | 0-0    | 0   | 0   | 0  | .000  |
| 3 Madrigal, Nick     | .433  | 15-15 | 60  | 16 | 26  | 6  | 0  | 2  | 9   | 38  | .633  | 11 | 0  | 2   | 1   | .521  | 0  | 1  | 4-4    | 10  | 51  | 2  | .968  |
| 24 Harrison, KJ      | .351  | 14-14 | 57  | 9  | 20  | 6  | 0  | 1  | 6   | 29  | .509  | 9  | 0  | 12  | 0   | .433  | 1  | 0  | 5-5    | 103 | 5   | 1  | .991  |
| 11 Larnach, Trevor   | .340  | 15-15 | 47  | 8  | 16  | 7  | 0  | 0  | 14  | 23  | .489  | 14 | 2  | 15  | 2   | .492  | 2  | 0  | 1-1    | 10  | 0   | 0  | 1.000 |
| 2 Grenier, Cadyn     | .340  | 15-15 | 53  | 6  | 18  | 1  | 2  | 1  | 10  | 26  | .491  | 4  | 1  | 12  | 0   | .390  | 1  | 2  | 2-4    | 31  | 49  | 2  | .976  |
| 29 Anderson, Jack    | .308  | 13-8  | 26  | 5  | 8   | 0  | 0  | 0  | 2   | 8   | .308  | 5  | 0  | 6   | 1   | .419  | 0  | 2  | 2-3    | 12  | 1   | 0  | 1.000 |
| 10 Gretler, Michael  | .300  | 15-13 | 50  | 5  | 15  | 1  | 2  | 0  | 6   | 20  | .400  | 5  | 1  | 7   | 1   | .375  | 0  | 0  | 0-0    | 10  | 14  | 0  | 1.000 |
| 9 Cary, Elliott      | .300  | 8-5   | 20  | 2  | 6   | 1  | 1  | 0  | 5   | 9   | .450  | 1  | 0  | 6   | 0   | .318  | 1  | 1  | 0-0    | 19  | 0   | 0  | 1.000 |
| 7 Malone, Tyler      | .300  | 7-3   | 10  | 1  | 3   | 0  | 0  | 0  | 1   | 3   | .300  | 4  | 0  | 1   | 0   | .500  | 0  | 0  | 0-0    | 13  | 1   | 0  | 1.000 |
| 1 Donahue, Christian | .268  | 12-10 | 41  | 12 | 11  | 3  | 0  | 0  | 9   | 14  | .341  | 5  | 0  | 11  | 0   | .348  | 0  | 2  | 2-3    | 18  | 0   | 0  | 1.000 |
| 17 Atwood, Andy      | .242  | 13-10 | 33  | 2  | 8   | 2  | 0  | 0  | 6   | 10  | .303  | 3  | 0  | 4   | 0   | .297  | 1  | 0  | 2-2    | 12  | 1   | 0  | 1.000 |
| 4 Kwan, Steven       | .219  | 15-7  | 32  | 3  | 7   | 0  | 0  | 0  | 0   | 7   | .219  | 3  | 0  | 6   | 0   | .286  | 0  | 4  | 2-2    | 22  | 1   | 0  | 1.000 |
| 16 Taylor, Zak       | .192  | 11-7  | 26  | 3  | 5   | 1  | 0  | 0  | 2   | 6   | .231  | 1  | 0  | 4   | 0   | .222  | 0  | 0  | 0-0    | 37  | 1   | 0  | 1.000 |
| 35 Rutschman, Adley  | .167  | 15-12 | 48  | 8  | 8   | 2  | 1  | 0  | 4   | 12  | .250  | 5  | 0  | 10  | 1   | .241  | 1  | 0  | 0-0    | 100 | 12  | 2  | .982  |
| 13 Mendazona, George | .000  | 3-0   | 2   | 1  | 0   | 0  | 0  | 0  | 0   | 0   | .000  | 1  | 0  | 1   | 0   | .333  | 0  | 0  | 0-0    | 0   | 0   | 0  | .000  |
| 33 Jones, Preston    | .000  | 8-1   | 2   | 2  | 0   | 0  | 0  | 0  | 0   | 0   | .000  | 0  | 0  | 1   | 0   | .000  | 0  | 0  | 1-1    | 3   | 0   | 0  | 1.000 |
| Totals               | .299  | 15    | 508 | 85 | 152 | 30 | 6  | 4  | 76  | 206 | .406  | 71 | 4  | 98  | 6   | .385  | 7  | 12 | 21-25  | 405 | 153 | 12 | .979  |
| Opponents            | .161  | 15    | 459 | 27 | 74  | 11 | 1  | 6  | 23  | 105 | .229  | 33 | 6  | 123 | 7   | .224  | 6  | 7  | 2-4    | 377 | 160 | 16 | .971  |

LOB - Team (140), Opp (80). DPs turned - Team (8), Opp (7). CI - Team (1), Rutschman 1.

**(March Sorted by Earned run avg)**

| Player               | era   | w-l  | app | gs | cg | sho | sv | ip    | h   | r  | er | bb | so  | 2b | 3b | hr | b/avg | wp | hp | bk | sfa | sha |
|----------------------|-------|------|-----|----|----|-----|----|-------|-----|----|----|----|-----|----|----|----|-------|----|----|----|-----|-----|
| 38 Mulholland, Jake  | 0.00  | 2-0  | 7   | 0  | 0  | 0/2 | 2  | 12.2  | 7   | 0  | 0  | 0  | 13  | 0  | 1  | 0  | .159  | 0  | 0  | 0  | 0   | 1   |
| 32 Verburg, Mitchell | 0.00  | 0-0  | 4   | 0  | 0  | 0/1 | 0  | 3.0   | 3   | 0  | 0  | 0  | 3   | 0  | 0  | 0  | .250  | 0  | 0  | 0  | 1   | 0   |
| 31 Britton, Jordan   | 0.00  | 0-0  | 1   | 0  | 0  | 0/0 | 0  | 0.1   | 1   | 0  | 0  | 0  | 0   | 0  | 0  | 0  | .500  | 0  | 0  | 0  | 0   | 0   |
| 15 Heimlich, Luke    | 0.46  | 4-0  | 5   | 5  | 1  | 0/3 | 0  | 39.1  | 15  | 2  | 2  | 7  | 40  | 2  | 0  | 0  | .116  | 2  | 1  | 0  | 1   | 3   |
| 44 Thompson, Jake    | 1.48  | 2-0  | 4   | 4  | 0  | 0/1 | 0  | 24.1  | 14  | 5  | 4  | 10 | 28  | 2  | 0  | 0  | .175  | 1  | 1  | 1  | 0   | 1   |
| 26 Fehmel, Bryce     | 1.50  | 2-0  | 3   | 3  | 0  | 0/1 | 0  | 24.0  | 8   | 4  | 4  | 4  | 12  | 2  | 0  | 1  | .104  | 2  | 2  | 0  | 2   | 0   |
| 34 Engelbrekt, Max   | 1.80  | 2-0  | 4   | 0  | 0  | 0/2 | 2  | 5.0   | 2   | 1  | 1  | 0  | 4   | 1  | 0  | 1  | .118  | 0  | 0  | 0  | 0   | 0   |
| 37 Eisert, Brandon   | 3.38  | 1-0  | 5   | 0  | 0  | 0/0 | 0  | 8.0   | 5   | 4  | 3  | 6  | 10  | 2  | 0  | 1  | .172  | 3  | 0  | 0  | 0   | 0   |
| 12 Tweedt, Sam       | 3.77  | 1-0  | 4   | 3  | 0  | 0/0 | 0  | 14.1  | 16  | 6  | 6  | 3  | 11  | 1  | 0  | 3  | .291  | 0  | 0  | 0  | 1   | 2   |
| 22 Gambrell, Grant   | 4.91  | 1-0  | 4   | 0  | 0  | 0/0 | 0  | 3.2   | 1   | 2  | 2  | 3  | 2   | 0  | 0  | 0  | .100  | 0  | 2  | 0  | 1   | 0   |
| 23 Hickey, Mitch     | 27.00 | 0-0  | 1   | 0  | 0  | 0/0 | 0  | 0.1   | 2   | 3  | 1  | 0  | 0   | 1  | 0  | 0  | .500  | 0  | 0  | 0  | 0   | 0   |
| Totals               | 1.53  | 15-0 | 15  | 15 | 1  | 5/5 | 4  | 135.0 | 74  | 27 | 23 | 33 | 123 | 11 | 1  | 6  | .161  | 8  | 6  | 1  | 6   | 7   |
| Opponents            | 5.16  | 0-15 | 15  | 15 | 0  | 0/0 | 0  | 125.2 | 152 | 85 | 72 | 71 | 98  | 30 | 6  | 4  | .299  | 18 | 4  | 2  | 7   | 12  |

PB - Team (3), Rutschman 2, Harrison 1, Opp (1). Pickoffs - Team (3), Rutschman 2, Thompson 1, Opp (1).

**2017 OREGON STATE BASEBALL**  
**2017 STATISTICS**

Twitter.com/BeaverBaseball  
 Instagram.com/BeaverBaseball  
 Facebook.com/OregonStateBaseball

**(April Sorted by Batting avg)**

Record: 12-3 Home: 5-1 Away: 7-2 Pac-12: 11-3

| Player               | avg  | gp-gs | ab  | r  | h   | 2b | 3b | hr | rbi | tb  | slg% | bb | hp | so  | gdp | ob%   | sf | sh | sb-att | po  | a   | e  | fld%  |
|----------------------|------|-------|-----|----|-----|----|----|----|-----|-----|------|----|----|-----|-----|-------|----|----|--------|-----|-----|----|-------|
| 4 Kwan, Steven       | .388 | 14-12 | 49  | 7  | 19  | 2  | 0  | 0  | 5   | 21  | .429 | 8  | 0  | 3   | 1   | .474  | 0  | 2  | 3-3    | 28  | 0   | 0  | 1.000 |
| 29 Anderson, Jack    | .340 | 15-10 | 47  | 12 | 16  | 2  | 1  | 0  | 7   | 20  | .426 | 6  | 1  | 7   | 1   | .426  | 0  | 1  | 0-0    | 22  | 1   | 0  | 1.000 |
| 3 Madrigal, Nick     | .338 | 15-15 | 65  | 12 | 22  | 7  | 2  | 0  | 8   | 33  | .508 | 4  | 2  | 6   | 2   | .394  | 0  | 2  | 2-4    | 29  | 39  | 1  | .986  |
| 16 Taylor, Zak       | .294 | 8-5   | 17  | 2  | 5   | 0  | 0  | 0  | 3   | 5   | .294 | 1  | 0  | 6   | 0   | .333  | 0  | 1  | 0-0    | 24  | 2   | 1  | .963  |
| 24 Harrison, KJ      | .290 | 15-15 | 62  | 5  | 18  | 2  | 0  | 2  | 12  | 26  | .419 | 6  | 0  | 13  | 1   | .343  | 2  | 0  | 0-0    | 100 | 7   | 0  | 1.000 |
| 10 Gretler, Michael  | .286 | 15-15 | 63  | 6  | 18  | 5  | 1  | 1  | 6   | 28  | .444 | 3  | 0  | 8   | 2   | .318  | 0  | 3  | 1-1    | 24  | 18  | 3  | .933  |
| 2 Grenier, Cadyn     | .280 | 15-15 | 50  | 9  | 14  | 2  | 0  | 3  | 10  | 25  | .500 | 8  | 2  | 16  | 0   | .387  | 2  | 4  | 0-0    | 25  | 42  | 2  | .971  |
| 35 Rutschman, Adley  | .260 | 15-13 | 50  | 7  | 13  | 3  | 0  | 1  | 9   | 19  | .380 | 6  | 0  | 10  | 2   | .328  | 2  | 2  | 0-0    | 112 | 14  | 0  | 1.000 |
| 1 Donahue, Christian | .250 | 12-10 | 28  | 4  | 7   | 2  | 0  | 0  | 2   | 9   | .321 | 6  | 0  | 9   | 0   | .382  | 0  | 1  | 1-1    | 8   | 0   | 0  | 1.000 |
| 11 Larnach, Trevor   | .205 | 14-12 | 44  | 5  | 9   | 1  | 0  | 0  | 7   | 10  | .227 | 6  | 1  | 14  | 3   | .308  | 1  | 0  | 0-0    | 9   | 0   | 0  | 1.000 |
| 9 Cary, Elliott      | .167 | 14-6  | 24  | 4  | 4   | 1  | 0  | 0  | 0   | 5   | .208 | 4  | 0  | 7   | 0   | .286  | 0  | 1  | 0-0    | 25  | 2   | 1  | .964  |
| 17 Atwood, Andy      | .167 | 7-4   | 12  | 1  | 2   | 0  | 0  | 0  | 1   | 2   | .167 | 1  | 0  | 3   | 1   | .231  | 0  | 1  | 0-0    | 4   | 1   | 1  | .833  |
| 7 Malone, Tyler      | .125 | 6-3   | 8   | 1  | 1   | 0  | 0  | 0  | 1   | 1   | .125 | 4  | 1  | 2   | 1   | .429  | 1  | 0  | 0-1    | 3   | 1   | 0  | 1.000 |
| 33 Jones, Preston    | .000 | 7-0   | 3   | 1  | 0   | 0  | 0  | 0  | 0   | 0   | .000 | 0  | 0  | 1   | 0   | .000  | 0  | 0  | 0-0    | 8   | 0   | 0  | 1.000 |
| 30 Armstrong, Andy   | .000 | 3-0   | 1   | 0  | 0   | 0  | 0  | 0  | 0   | 0   | .000 | 0  | 1  | 0   | 0   | .500  | 0  | 0  | 0-0    | 0   | 0   | 0  | .000  |
| 13 Mendazona, George | .000 | 1-0   | 0   | 0  | 0   | 0  | 0  | 0  | 1   | 0   | .000 | 0  | 1  | 0   | 0   | 1.000 | 0  | 0  | 0-0    | 0   | 0   | 0  | .000  |
| Totals               | .283 | 15    | 523 | 76 | 148 | 27 | 4  | 7  | 72  | 204 | .390 | 63 | 9  | 105 | 14  | .365  | 8  | 18 | 7-10   | 426 | 147 | 10 | .983  |
| Opponents            | .214 | 15    | 510 | 43 | 109 | 27 | 2  | 5  | 40  | 155 | .304 | 50 | 9  | 131 | 9   | .294  | 3  | 14 | 7-9    | 421 | 156 | 14 | .976  |

LOB - Team (124), Opp (117). DPs turned - Team (9), Opp (18).

**(April Sorted by Earned run avg)**

| Player               | era  | w-l  | app | gs | cg | sho | sv | ip    | h   | r  | er | bb | so  | 2b | 3b | hr | b/avg | wp | hp | bk | sfa | sha |
|----------------------|------|------|-----|----|----|-----|----|-------|-----|----|----|----|-----|----|----|----|-------|----|----|----|-----|-----|
| 23 Hickey, Mitch     | 0.00 | 0-0  | 5   | 0  | 0  | 0/2 | 1  | 2.2   | 2   | 0  | 0  | 2  | 3   | 2  | 0  | 0  | .200  | 0  | 0  | 0  | 0   | 0   |
| 34 Engelbrekt, Max   | 0.00 | 0-0  | 4   | 0  | 0  | 0/1 | 0  | 2.2   | 3   | 0  | 0  | 0  | 2   | 0  | 0  | 0  | .333  | 1  | 0  | 0  | 0   | 1   |
| 25 Rasmussen, Drew   | 0.00 | 0-0  | 1   | 0  | 0  | 0/0 | 1  | 0.2   | 0   | 0  | 0  | 0  | 0   | 0  | 0  | 0  | .000  | 0  | 0  | 0  | 0   | 0   |
| 44 Thompson, Jake    | 0.71 | 4-0  | 5   | 5  | 0  | 0/2 | 0  | 38.0  | 22  | 3  | 3  | 9  | 35  | 6  | 1  | 0  | .167  | 1  | 2  | 0  | 0   | 2   |
| 15 Heimlich, Luke    | 1.27 | 1-1  | 4   | 4  | 0  | 0/0 | 0  | 28.1  | 16  | 6  | 4  | 8  | 32  | 3  | 0  | 0  | .168  | 0  | 2  | 0  | 0   | 5   |
| 32 Verburg, Mitchell | 1.93 | 1-0  | 7   | 0  | 0  | 0/0 | 0  | 4.2   | 3   | 1  | 1  | 4  | 4   | 1  | 0  | 0  | .188  | 1  | 0  | 0  | 0   | 1   |
| 22 Gambrell, Grant   | 2.35 | 0-0  | 5   | 0  | 0  | 0/0 | 0  | 7.2   | 6   | 2  | 2  | 5  | 5   | 1  | 0  | 1  | .214  | 0  | 3  | 0  | 0   | 1   |
| 38 Mulholland, Jake  | 3.00 | 3-1  | 9   | 0  | 0  | 0/1 | 3  | 18.0  | 12  | 6  | 6  | 6  | 15  | 1  | 1  | 2  | .190  | 1  | 0  | 0  | 0   | 1   |
| 37 Eisert, Brandon   | 3.09 | 2-0  | 6   | 0  | 0  | 0/0 | 1  | 11.2  | 10  | 4  | 4  | 6  | 16  | 4  | 0  | 0  | .222  | 2  | 0  | 0  | 0   | 0   |
| 12 Tweedt, Sam       | 4.15 | 0-0  | 3   | 1  | 0  | 0/0 | 0  | 4.1   | 4   | 2  | 2  | 0  | 5   | 1  | 0  | 1  | .235  | 0  | 0  | 0  | 0   | 0   |
| 26 Fehmel, Bryce     | 6.45 | 1-1  | 5   | 5  | 0  | 0/0 | 0  | 22.1  | 29  | 18 | 16 | 10 | 14  | 7  | 0  | 1  | .330  | 1  | 2  | 0  | 3   | 3   |
| 31 Britton, Jordan   | 9.00 | 0-0  | 1   | 0  | 0  | 0/0 | 0  | 1.0   | 2   | 1  | 1  | 0  | 0   | 1  | 0  | 0  | .400  | 0  | 0  | 0  | 0   | 0   |
| Totals               | 2.47 | 12-3 | 15  | 15 | 0  | 2/2 | 6  | 142.0 | 109 | 43 | 39 | 50 | 131 | 27 | 2  | 5  | .214  | 7  | 9  | 0  | 3   | 14  |
| Opponents            | 4.17 | 3-12 | 15  | 15 | 1  | 0/0 | 0  | 140.1 | 148 | 76 | 65 | 63 | 105 | 27 | 4  | 7  | .283  | 10 | 9  | 4  | 8   | 18  |

PB - Team (0), Opp (2). Pickoffs - Team (3), Verburg 1, Mulholland 1, Heimlich 1, Opp (2).

**(May Sorted by Batting avg)**

Record: 15-0 Home: 11-0 Away: 3-0 Neutral: 1-0 Pac-12: 9-0

| Player               | avg  | gp-gs | ab  | r   | h   | 2b | 3b | hr | rbi | tb  | slg% | bb | hp | so  | gdp | ob%  | sf | sh | sb-att | po  | a   | e  | fld%  |
|----------------------|------|-------|-----|-----|-----|----|----|----|-----|-----|------|----|----|-----|-----|------|----|----|--------|-----|-----|----|-------|
| 7 Malone, Tyler      | .417 | 8-2   | 12  | 3   | 5   | 0  | 0  | 0  | 2   | 5   | .417 | 2  | 0  | 2   | 0   | .500 | 0  | 0  | 1-1    | 15  | 2   | 0  | 1.000 |
| 33 Jones, Preston    | .385 | 11-4  | 13  | 10  | 5   | 2  | 1  | 0  | 3   | 9   | .692 | 5  | 0  | 0   | 0   | .556 | 0  | 0  | 1-1    | 12  | 0   | 0  | 1.000 |
| 3 Madrigal, Nick     | .367 | 13-11 | 49  | 12  | 18  | 3  | 0  | 1  | 9   | 24  | .490 | 4  | 3  | 5   | 2   | .439 | 1  | 1  | 5-5    | 19  | 25  | 0  | 1.000 |
| 11 Larnach, Trevor   | .333 | 14-14 | 48  | 7   | 16  | 4  | 0  | 2  | 13  | 26  | .542 | 7  | 1  | 11  | 6   | .414 | 2  | 1  | 0-1    | 4   | 0   | 0  | 1.000 |
| 35 Rutschman, Adley  | .314 | 14-14 | 51  | 10  | 16  | 1  | 0  | 1  | 13  | 20  | .392 | 7  | 1  | 8   | 0   | .387 | 3  | 0  | 4-4    | 97  | 22  | 2  | .983  |
| 10 Gretler, Michael  | .313 | 15-15 | 48  | 10  | 15  | 2  | 1  | 1  | 10  | 22  | .458 | 10 | 0  | 10  | 1   | .410 | 3  | 1  | 0-1    | 61  | 19  | 1  | .988  |
| 29 Anderson, Jack    | .300 | 15-14 | 50  | 10  | 15  | 3  | 0  | 0  | 17  | 18  | .360 | 12 | 1  | 6   | 3   | .438 | 1  | 2  | 1-1    | 29  | 0   | 0  | 1.000 |
| 30 Armstrong, Andy   | .294 | 9-7   | 17  | 4   | 5   | 1  | 0  | 0  | 2   | 6   | .353 | 5  | 0  | 2   | 0   | .455 | 0  | 1  | 0-0    | 8   | 6   | 2  | .875  |
| 24 Harrison, KJ      | .290 | 8-8   | 31  | 4   | 9   | 2  | 0  | 1  | 4   | 14  | .452 | 4  | 1  | 4   | 2   | .378 | 1  | 0  | 2-3    | 46  | 3   | 0  | 1.000 |
| 4 Kwan, Steven       | .290 | 11-10 | 31  | 8   | 9   | 3  | 1  | 1  | 8   | 17  | .548 | 10 | 2  | 2   | 0   | .488 | 0  | 3  | 0-1    | 21  | 0   | 0  | 1.000 |
| 1 Donahue, Christian | .240 | 9-9   | 25  | 6   | 6   | 1  | 0  | 0  | 1   | 7   | .280 | 6  | 1  | 7   | 2   | .394 | 1  | 0  | 5-5    | 17  | 0   | 0  | 1.000 |
| 2 Grenier, Cadyn     | .234 | 15-15 | 47  | 9   | 11  | 1  | 1  | 1  | 7   | 17  | .362 | 13 | 2  | 11  | 1   | .419 | 0  | 1  | 1-2    | 34  | 41  | 2  | .974  |
| 9 Cary, Elliott      | .231 | 13-3  | 13  | 4   | 3   | 1  | 0  | 0  | 3   | 4   | .308 | 2  | 0  | 3   | 0   | .333 | 0  | 0  | 0-0    | 7   | 0   | 0  | 1.000 |
| 16 Taylor, Zak       | .222 | 6-2   | 9   | 0   | 2   | 0  | 0  | 0  | 0   | 2   | .222 | 1  | 0  | 4   | 1   | .300 | 0  | 0  | 0-0    | 17  | 2   | 0  | 1.000 |
| 17 Atwood, Andy      | .200 | 11-5  | 20  | 7   | 4   | 0  | 0  | 1  | 3   | 7   | .350 | 4  | 0  | 4   | 2   | .333 | 0  | 0  | 1-1    | 6   | 3   | 2  | .818  |
| 13 Mendazona, George | .000 | 6-2   | 5   | 0   | 0   | 0  | 0  | 0  | 0   | 0   | .000 | 0  | 0  | 2   | 0   | .000 | 0  | 0  | 0-0    | 0   | 4   | 0  | 1.000 |
| 34 Engelbrekt, Max   | .000 | 1-0   | 1   | 0   | 0   | 0  | 0  | 0  | 0   | 0   | .000 | 0  | 0  | 0   | 0   | .000 | 0  | 0  | 0-0    | 0   | 1   | 0  | 1.000 |
| Totals               | .296 | 15    | 470 | 104 | 139 | 24 | 4  | 9  | 95  | 198 | .421 | 92 | 12 | 81  | 20  | .415 | 12 | 10 | 21-26  | 405 | 144 | 11 | .980  |
| Opponents            | .210 | 15    | 485 | 31  | 102 | 20 | 2  | 4  | 27  | 138 | .285 | 31 | 4  | 113 | 8   | .263 | 1  | 10 | 3-11   | 372 | 172 | 18 | .968  |

LOB - Team (120), Opp (96). DPs turned - Team (9), Opp (21). CI - Team (1), Rutschman 1.

**(May Sorted by Earned run avg)**

| Player               | era   | w-l  | app | gs | cg | sho | sv | ip    | h   | r   | er | bb | so  | 2b | 3b | hr | b/avg | wp | hp | bk | sfa | sha |
|----------------------|-------|------|-----|----|----|-----|----|-------|-----|-----|----|----|-----|----|----|----|-------|----|----|----|-----|-----|
| 34 Engelbrekt, Max   | 0.00  | 1-0  | 3   | 0  | 0  | 0/1 | 0  | 6.1   | 3   | 0   | 0  | 1  | 5   | 0  | 0  | 0  | .150  | 2  | 0  | 0  | 1   | 0   |
| 12 Tweedt, Sam       | 0.00  | 0-0  | 2   | 0  | 0  | 0/0 | 0  | 2.1   | 3   | 0   | 0  | 0  | 4   | 1  | 0  | 0  | .300  | 1  | 0  | 0  | 0   | 0   |
| 32 Verburg, Mitchell | 0.00  | 0-0  | 2   | 0  | 0  | 0/0 | 1  | 1.2   | 0   | 0   | 0  | 0  | 1   | 0  | 0  | 0  | .000  | 0  | 1  | 0  | 0   | 0   |
| 25 Rasmussen, Drew   | 0.53  | 3-0  | 4   | 3  | 0  | 0/1 | 0  | 17.0  | 11  | 4   | 1  | 4  | 17  | 3  | 0  | 1  | .180  | 1  | 0  | 0  | 0   | 0   |
| 15 Heimlich, Luke    | 0.87  | 4-0  | 4   | 4  | 1  | 0/2 | 0  | 31.0  | 26  | 4   | 3  | 3  | 33  | 3  | 0  | 0  | .234  | 1  | 1  | 0  | 0   | 3   |
| 38 Mulholland, Jake  | 1.23  | 1-0  | 5   | 0  | 0  | 0/1 | 1  | 7.1   | 6   | 1   | 1  | 2  | 2   | 0  | 0  | 0  | .214  | 2  | 1  | 0  | 0   | 0   |
| 37 Eisert, Brandon   | 1.47  | 1-0  | 6   | 0  | 0  | 0/1 | 3  | 18.1  | 8   | 3   | 3  | 4  | 16  | 3  | 0  | 0  | .131  | 1  | 0  | 0  | 0   | 2   |
| 44 Thompson, Jake    | 2.00  | 3-0  | 4   | 4  | 1  | 1/1 | 0  | 27.0  | 24  | 6   | 6  | 7  | 18  | 8  | 1  | 0  | .245  | 1  | 1  | 0  | 0   | 2   |
| 31 Britton, Jordan   | 2.55  | 2-0  | 5   | 3  | 0  | 0/0 | 0  | 17.2  | 13  | 6   | 5  | 4  | 13  | 2  | 1  | 0  | .200  | 1  | 0  | 0  | 0   | 3   |
| 26 Fehmel, Bryce     | 7.71  | 0-0  | 2   | 1  | 0  | 0/0 | 0  | 4.2   | 6   | 4   | 4  | 1  | 2   | 0  | 0  | 3  | .316  | 0  | 0  | 0  | 0   | 0   |
| 22 Gambrell, Grant   | 9.00  | 0-0  | 3   | 0  | 0  | 0/1 | 0  | 1.0   | 0   | 2   | 1  | 3  | 2   | 0  | 0  | 0  | .000  | 0  | 0  | 0  | 0   | 0   |
| 23 Hickey, Mitch     | 13.50 | 0-0  | 1   | 0  | 0  | 0/0 | 0  | 0.2   | 2   | 1   | 1  | 2  | 0   | 0  | 0  | 0  | .500  | 0  | 0  | 0  | 0   | 0   |
| Totals               | 1.67  | 15-0 | 15  | 15 | 2  | 5/4 | 5  | 135.0 | 102 | 31  | 25 | 31 | 113 | 20 | 2  | 4  | .210  | 10 | 4  | 0  | 1   | 10  |
| Opponents            | 6.60  | 0-15 | 15  | 15 | 0  | 0/0 | 0  | 124.0 | 139 | 104 | 91 | 92 | 81  | 24 | 4  | 9  | .296  | 25 | 12 | 0  | 12  | 10  |

PB - Team (0), Opp (3). Pickoffs - Team (2), Heimlich 1, Britton 1, Opp (1).

# 2017 OREGON STATE BASEBALL

## BOX SCORES

Twitter.com/BeaverBaseball  
Instagram.com/BeaverBaseball  
Facebook.com/OregonStateBaseball

### 2017 Oregon State Baseball Indiana vs #7 Oregon State Feb 17, 2017 at Surprise, Ariz. (Surprise Stadium)

| Indiana 0 (0-1)       |           |          |          |          |          |           |           |          |          |              | Oregon State 1 (1-0)  |           |          |          |          |          |          |           |          |          |             |       |
|-----------------------|-----------|----------|----------|----------|----------|-----------|-----------|----------|----------|--------------|-----------------------|-----------|----------|----------|----------|----------|----------|-----------|----------|----------|-------------|-------|
| Player                | ab        | r        | h        | rbi      | bb       | so        | po        | a        | lob      | avg          | Player                | ab        | r        | h        | rbi      | bb       | so       | po        | a        | lob      | avg         |       |
| Krupa, Alex lf        | 3         | 0        | 0        | 0        | 0        | 2         | 4         | 0        | 0        | -.000        | Kwan, Steven rf/lf    | 4         | 1        | 2        | 0        | 0        | 0        | 1         | 0        | 0        | 0           | .250  |
| Lloyd, Matt 3b        | 4         | 0        | 0        | 0        | 0        | 4         | 0         | 1        | 2        | -.000        | Madrigal, Nick ss     | 3         | 0        | 0        | 0        | 0        | 0        | 0         | 2        | 0        | 0           | -.000 |
| Sowers, Logan dh      | 4         | 0        | 0        | 0        | 0        | 2         | 0         | 0        | 2        | -.000        | Donahue, Christian lf | 4         | 0        | 1        | 1        | 0        | 2        | 1         | 0        | 0        | 0           | .250  |
| Dedelow, Craig cf     | 4         | 0        | 0        | 0        | 0        | 2         | 5         | 0        | 0        | -.000        | Anderson, Jack rf     | 0         | 0        | 0        | 0        | 0        | 0        | 0         | 0        | 0        | 0           | -.000 |
| Fineman, Ryan c       | 4         | 0        | 2        | 0        | 0        | 2         | 5         | 0        | 0        | .500         | Rutschman, Adley c    | 3         | 0        | 0        | 0        | 1        | 2        | 16        | 1        | 1        | -.000       |       |
| Stratten, Colby pr    | 0         | 0        | 0        | 0        | 0        | 0         | 0         | 0        | 0        | -.000        | Harrison, KJ 1b       | 2         | 0        | 0        | 0        | 1        | 1        | 7         | 0        | 0        | -.000       |       |
| Butler, Tony 2b       | 2         | 0        | 1        | 0        | 0        | 1         | 3         | 0        | 0        | .500         | Larnach, Trevor dh    | 3         | 0        | 1        | 0        | 0        | 0        | 0         | 0        | 3        | -.000       |       |
| Cangelosi, Austin 1b  | 2         | 0        | 0        | 0        | 1        | 4         | 0         | 1        | 0        | -.000        | Cary, Elliott cf      | 3         | 0        | 0        | 0        | 0        | 0        | 0         | 0        | 1        | -.000       |       |
| Bradley, Scotty ph/lb | 2         | 0        | 0        | 0        | 1        | 3         | 0         | 2        | 0        | -.000        | Grenier, Cady 2b/3b   | 3         | 0        | 0        | 0        | 0        | 0        | 0         | 1        | 0        | -.000       |       |
| Eustace, Laren rf     | 3         | 0        | 2        | 0        | 0        | 1         | 1         | 0        | 0        | .667         | Gretler, Michael 3b   | 2         | 0        | 0        | 0        | 0        | 0        | 0         | 1        | 0        | -.000       |       |
| Miller, Luke ph       | 1         | 0        | 0        | 0        | 0        | 0         | 0         | 0        | 0        | -.000        | Armstrong, Andy 2b    | 1         | 0        | 0        | 0        | 0        | 0        | 0         | 0        | 0        | -.000       |       |
| Gorski, Matt pr       | 0         | 0        | 0        | 0        | 0        | 0         | 0         | 0        | 0        | -.000        | Heimlich, Luke p      | 0         | 0        | 0        | 0        | 0        | 0        | 0         | 0        | 1        | -.000       |       |
| Houston, Jeremy ss    | 2         | 0        | 0        | 0        | 2        | 1         | 3         | 2        | 0        | -.000        | Thompson, Jake p      | 0         | 0        | 0        | 0        | 0        | 0        | 0         | 0        | 0        | -.000       |       |
| Stiever, Jonathan p   | 0         | 0        | 0        | 0        | 0        | 0         | 0         | 0        | 0        | -.000        | Mulholland, Jake p    | 0         | 0        | 0        | 0        | 0        | 0        | 0         | 0        | 1        | -.000       |       |
| Milto, Pauly p        | 0         | 0        | 0        | 0        | 0        | 0         | 1         | 0        | 0        | -.000        | Engelbrekt, Max p     | 0         | 0        | 0        | 0        | 0        | 0        | 0         | 0        | 0        | -.000       |       |
| <b>Totals</b>         | <b>31</b> | <b>0</b> | <b>5</b> | <b>0</b> | <b>2</b> | <b>16</b> | <b>24</b> | <b>8</b> | <b>9</b> | <b>-.000</b> | <b>Totals</b>         | <b>28</b> | <b>1</b> | <b>4</b> | <b>1</b> | <b>2</b> | <b>5</b> | <b>27</b> | <b>7</b> | <b>6</b> | <b>.036</b> |       |

| Score by Innings | 1 | 2 | 3 | 4 | 5 | 6 | 7 | 8 | 9 | R | H | E |
|------------------|---|---|---|---|---|---|---|---|---|---|---|---|
| Indiana          | 0 | 0 | 0 | 0 | 0 | 0 | 0 | 0 | 0 | 0 | 5 | 2 |
| Oregon State     | 0 | 0 | 0 | 0 | 0 | 1 | 0 | 0 | X | 1 | 4 | 1 |

E - Cangelosi; Houston; Donahue. LOB - IND 9; OSU 6. 2B - Donahue; Larnach. HBP - Butler. SH - Krupa; Butler; Madrigal. SB - Eustace 2.

| Indiana           |     |   |   |    |    |    |    |    |    |      | Oregon State     |     |   |   |    |    |    |    |    |    |      |
|-------------------|-----|---|---|----|----|----|----|----|----|------|------------------|-----|---|---|----|----|----|----|----|----|------|
| Player            | ip  | h | r | er | bb | so | ab | bf | np | era  | Player           | ip  | h | r | er | bb | so | ab | bf | np | era  |
| Stiever, Jonathan | 5.2 | 3 | 1 | 1  | 2  | 3  | 21 | 23 | 89 | 3.18 | Heimlich, Luke   | 5.2 | 4 | 0 | 0  | 2  | 11 | 20 | 24 | 86 | 2.70 |
| Milto, Pauly      | 2.1 | 1 | 0 | 0  | 0  | 2  | 7  | 8  | 18 | 2.25 | Thompson, Jake   | 0.1 | 0 | 0 | 0  | 0  | 0  | 1  | 1  | 3  | 3.00 |
|                   |     |   |   |    |    |    |    |    |    |      | Mulholland, Jake | 2.1 | 1 | 0 | 0  | 0  | 3  | 7  | 8  | 30 | 2.38 |
|                   |     |   |   |    |    |    |    |    |    |      | Engelbrekt, Max  | 0.2 | 0 | 0 | 0  | 0  | 2  | 3  | 3  | 8  | 0.00 |

Win - Thompson (1-0). Loss - Stiever (0-1). Save - Engelbrekt (1).  
HBP - by Heimlich (Butler). Inherited runners/scored: Milto 3/0; Thompson 2/0; Engelbrekt 1/0. Pitches/strikes: Stiever 89/63; Milto 18/16; Heimlich 86/61; Thompson 3/1; Mulholland 30/22; Engelbrekt 8/7.

Umpires - HP: Steve Mattingly 1B: Dominic Geratano 2B: Todd Ellis 3B: Kellen Levy  
Start: 10:02am Time: 2:34 Attendance: 1733  
Weather: 62 Degrees, Partly Cloudy

### 2017 Oregon State Baseball Duke vs #7 Oregon State Feb 17, 2017 at Surprise, Ariz. (Surprise Stadium)

| Duke 3 (0-2)        |           |          |          |          |          |          |           |           |           |             | Oregon State 6 (2-0)  |           |          |          |          |          |          |           |          |          |             |       |
|---------------------|-----------|----------|----------|----------|----------|----------|-----------|-----------|-----------|-------------|-----------------------|-----------|----------|----------|----------|----------|----------|-----------|----------|----------|-------------|-------|
| Player              | ab        | r        | h        | rbi      | bb       | so       | po        | a         | lob       | avg         | Player                | ab        | r        | h        | rbi      | bb       | so       | po        | a        | lob      | avg         |       |
| Jimmy Herron lf     | 4         | 1        | 2        | 1        | 1        | 2        | 0         | 0         | 0         | .375        | Madrigal, Nick ss     | 4         | 1        | 3        | 3        | 0        | 0        | 1         | 2        | 0        | 0           | .429  |
| Max Miller 2b       | 5         | 0        | 1        | 0        | 0        | 5        | 2         | 0         | 0         | .111        | Donahue, Christian lf | 3         | 0        | 1        | 0        | 0        | 1        | 2         | 0        | 0        | 0           | .286  |
| Griffin Conine rf   | 4         | 0        | 1        | 1        | 0        | 0        | 0         | 0         | 0         | .250        | Harrison, KJ c        | 4         | 1        | 1        | 0        | 0        | 0        | 4         | 0        | 0        | 0           | .167  |
| Jack Labosky 3b     | 4         | 0        | 1        | 0        | 1        | 1        | 6         | 4         | 0         | -.000       | Armstrong, Andy 2b    | 0         | 0        | 0        | 0        | 0        | 0        | 0         | 0        | 0        | 0           | .000  |
| Justin Bellinger 1b | 3         | 0        | 0        | 0        | 1        | 1        | 10        | 0         | 0         | .000        | Rutschman, Adley dh   | 2         | 0        | 0        | 0        | 2        | 0        | 0         | 0        | 0        | 0           | .000  |
| Zack Kone ss        | 4         | 0        | 1        | 0        | 0        | 1        | 1         | 1         | 0         | .250        | Larnach, Trevor rf    | 1         | 1        | 0        | 0        | 2        | 0        | 3         | 0        | 1        | 1           | .500  |
| Peter Zyla c        | 4         | 0        | 0        | 0        | 1        | 3        | 1         | 0         | 0         | .000        | Kwan, Steven rf       | 1         | 0        | 1        | 0        | 0        | 0        | 2         | 0        | 0        | 0           | .600  |
| Kennie Taylor dh    | 4         | 0        | 0        | 0        | 1        | 0        | 0         | 1         | 0         | -.000       | Taylor, Zak 1b        | 3         | 1        | 1        | 0        | 0        | 0        | 7         | 1        | 0        | 0           | .333  |
| Chase Cheek cf      | 4         | 2        | 2        | 0        | 0        | 1        | 2         | 0         | 1         | .333        | Atwood, Andy cf       | 2         | 0        | 1        | 0        | 0        | 0        | 3         | 0        | 1        | 0           | -.000 |
| Mitch Stallings p   | 0         | 0        | 0        | 0        | 0        | 0        | 0         | 0         | 0         | -.000       | Cary, Elliott cf      | 2         | 0        | 0        | 0        | 0        | 2        | 2         | 0        | 0        | 0           | .000  |
| Karl Blum p         | 0         | 0        | 0        | 0        | 0        | 0        | 0         | 0         | 0         | -.000       | Gretler, Michael 3b   | 4         | 1        | 0        | 0        | 0        | 0        | 3         | 0        | 1        | 0           | .000  |
| Nick Hendrix p      | 0         | 0        | 0        | 0        | 0        | 0        | 0         | 1         | 0         | -.000       | Grenier, Cady 2b      | 2         | 1        | 0        | 0        | 1        | 0        | 3         | 1        | 0        | 0           | .000  |
| <b>Totals</b>       | <b>36</b> | <b>3</b> | <b>8</b> | <b>2</b> | <b>3</b> | <b>7</b> | <b>24</b> | <b>11</b> | <b>10</b> | <b>.111</b> | <b>Totals</b>         | <b>28</b> | <b>6</b> | <b>8</b> | <b>4</b> | <b>5</b> | <b>3</b> | <b>27</b> | <b>7</b> | <b>5</b> | <b>.286</b> |       |

| Score by Innings | 1 | 2 | 3 | 4 | 5 | 6 | 7 | 8 | 9 | R | H | E |
|------------------|---|---|---|---|---|---|---|---|---|---|---|---|
| Duke             | 0 | 0 | 2 | 0 | 0 | 0 | 0 | 0 | 0 | 0 | 3 | 8 |
| Oregon State     | 0 | 5 | 1 | 0 | 0 | 0 | 0 | 0 | X | 6 | 8 | 2 |

E - Madrigal(1); Armstrong(1). DP - DU 2. LOB - DU 10; OSU 5. 2B - Herron, J.(1); Kone, Z.(2); Taylor(1). 3B - Blum, K.(1). HR - Madrigal(1). HBP - Conine, G.; Taylor. SH - Donahue(1). SB - Miller, M.(1); Madrigal(1).

| Duke            |     |   |   |    |    |    |    |    |    |       | Oregon State      |     |   |   |    |    |    |    |    |      |      |
|-----------------|-----|---|---|----|----|----|----|----|----|-------|-------------------|-----|---|---|----|----|----|----|----|------|------|
| Player          | ip  | h | r | er | bb | so | ab | bf | np | era   | Player            | ip  | h | r | er | bb | so | ab | bf | np   | era  |
| Mitch Stallings | 2.0 | 5 | 6 | 6  | 4  | 1  | 10 | 14 | 58 | 16.50 | Fehmel, Bryce     | 6.0 | 8 | 3 | 2  | 1  | 3  | 26 | 27 | 79   | 4.50 |
| Karl Blum       | 4.0 | 1 | 0 | 0  | 1  | 1  | 11 | 13 | 47 | 0.00  | Britton, Jordan   | 1.0 | 0 | 0 | 0  | 1  | 1  | 3  | 4  | 13   | 0.00 |
| Nick Hendrix    | 2.0 | 2 | 0 | 0  | 0  | 1  | 7  | 8  | 26 | 0.00  | Paul, Tommy       | 0.1 | 0 | 0 | 0  | 1  | 0  | 1  | 2  | 10   | 0.00 |
|                 |     |   |   |    |    |    |    |    |    |       | Eisert, Brandon   | 1.1 | 0 | 0 | 0  | 3  | 5  | 6  | 23 | 0.00 |      |
|                 |     |   |   |    |    |    |    |    |    |       | Verburg, Mitchell | 0.1 | 0 | 0 | 0  | 0  | 0  | 1  | 1  | 3    | 0.00 |

Win - Fehmel (1-0). Loss - Stallings, M (0-1). Save - Verburg (1).  
WP - Stallings, M(1); Hendrix, N.(1). HBP - by Blum, K. (Taylor); by Eisert (Conine, G.). Inherited runners/scored: Blum, K. 3/1; Britton 1/1; Eisert 1/0; Verburg 2/0. Pitches/strikes: Stallings, M 58/30; Blum, K. 47/28; Hendrix, N. 26/19; Fehmel 79/54; Britton 13/7; Paul 10/4; Eisert 23/18; Verburg 3/2.

Umpires - HP: Jake Uhlenhopp 1B: Brad Hergenford 2B: Craig Compton 3B: Kenneth Durham  
Start: 2:00pm Time: 2:46 Attendance: 2149  
Weather: 73 Degrees, Sunny

### 2017 Oregon State Baseball Duke vs #7 Oregon State Feb 19, 2017 at Surprise, Ariz. (Surprise Stadium)

| Duke 2 (0-4)         |           |          |          |          |          |          |           |          |          |                  | Oregon State 11 (3-0) |           |           |           |           |          |          |           |          |          |             |      |
|----------------------|-----------|----------|----------|----------|----------|----------|-----------|----------|----------|------------------|-----------------------|-----------|-----------|-----------|-----------|----------|----------|-----------|----------|----------|-------------|------|
| Player               | ab        | r        | h        | rbi      | bb       | so       | po        | a        | lob      | avg              | Player                | ab        | r         | h         | rbi       | bb       | so       | po        | a        | lob      | avg         |      |
| Jimmy Herron lf      | 3         | 1        | 0        | 0        | 0        | 3        | 0         | 1        | 200      | .333             | Madrigal, Nick 2b     | 4         | 1         | 1         | 1         | 0        | 2        | 9         | 2        | 364      | .250        |      |
| Peter Zyla ph        | 2         | 0        | 1        | 0        | 0        | 1        | 0         | 2        | 111      | .500             | Kwan, Steven rf       | 4         | 1         | 0         | 0         | 0        | 0        | 0         | 0        | .333     |             |      |
| Max Miller 2b        | 3         | 0        | 1        | 0        | 0        | 2        | 2         | 0        | 200      | .333             | Anderson, Jack ph     | 1         | 1         | 1         | 0         | 0        | 0        | 1         | 0        | 0        | 1000        | .500 |
| Daniel Calabretta ph | 1         | 0        | 0        | 0        | 1        | 0        | 0         | 0        | 0        | -.000            | Donahue, Christian lf | 4         | 2         | 2         | 1         | 1        | 3        | 0         | 0        | 364      | .500        |      |
| Griffin Conine rf    | 3         | 0        | 0        | 0        | 0        | 3        | 0         | 0        | 200      | .000             | Rutschman, Adley c    | 4         | 2         | 1         | 1         | 1        | 0        | 3         | 1        | 111      | .500        |      |
| Justin Bellinger ph  | 0         | 0        | 0        | 0        | 1        | 0        | 0         | 0        | 0        | -.000            | Harrison, KJ 1b       | 4         | 0         | 2         | 2         | 1        | 1        | 14        | 1        | 300      | .500        |      |
| Jack Labosky 3b      | 2         | 0        | 1        | 1        | 1        | 1        | 1         | 0        | 400      | .500             | Larnach, Trevor dh    | 3         | 1         | 1         | 0         | 0        | 0        | 0         | 0        | 286      | .333        |      |
| Erikson Nicholas ph  | 1         | 0        | 0        | 0        | 0        | 0        | 0         | 2        | -.000    | Malone, Tyler ph | 2                     | 1         | 0         | 1         | 0         | 0        | 0        | 1         | -.000    |          |             |      |
| Zack Kone ss         | 3         | 1        | 0        | 0        | 0        | 1        | 1         | 2        | 267      | .333             | Cary, Elliott cf      | 4         | 1         | 3         | 2         | 0        | 2        | 0         | 0        | 333      | .250        |      |
| Michael Smicklas dh  | 4         | 0        | 1        | 0        | 0        | 0        | 0         | 0        | 286      | .250             | Atwood, Andy 3b       | 2         | 0         | 0         | 0         | 1        | 0        | 2         | 2        | 250      | .000        |      |
| Jalen Phillips 1b    | 3         | 0        | 0        | 0        | 1        | 4        | 1         | 0        | 250      | .000             | Mendazona, George 3b  | 0         | 0         | 0         | 0         | 0        | 0        | 0         | 1        | -.000    |             |      |
| Chris Dutra c        | 2         | 0        | 0        | 0        | 1        | 2        | 0         | 0        | 125      | .000             | Taylor, Zak ph        | 0         | 0         | 1         | 0         | 0        | 0        | 0         | 0        | 333      | .000        |      |
| Kennie Taylor lf     | 0         | 0        | 0        | 1        | 0        | 0        | 0         | 0        | 0        | -.000            | Gretler, Michael 3b   | 1         | 0         | 1         | 0         | 0        | 0        | 1         | 0        | 143      | .000        |      |
| Chase Cheek cf       | 3         | 0        | 1        | 0        | 1        | 6        | 0         | 1        | 300      | .333             | Grenier, Cady ss      | 4         | 1         | 2         | 1         | 0        | 0        | 2         | 3        | 222      | .250        |      |
| Ryan Day p           | 0         | 0        | 0        | 0        | 0        | 1        | 0         | 0        | 0        | -.000            | Tweedt, Sam p         | 0         | 0         | 0         | 0         | 0        | 0        | 0         | 0        | 0        | -.000       |      |
| Bill Chillari p      | 0         | 0        | 0        | 0        | 0        | 0        | 0         | 0        | 0        | -.000            | Gambrell, Grant p     | 0         | 0         | 0         | 0         | 0        | 0        | 0         | 0        | 0        | -.000       |      |
| Matt Mervis p        | 0         | 0        | 0        | 0        | 0        | 0        | 0         | 0        | 0        | -.000            | <b>Totals</b>         | <b>37</b> | <b>11</b> | <b>14</b> | <b>11</b> | <b>3</b> | <b>3</b> | <b>27</b> | <b>7</b> | <b>7</b> | <b>.297</b> |      |
| Kevin Lewallyn p     | 0         | 0        | 0        | 0        | 0        | 0        | 0         | 0        | 0        | -.000            |                       |           |           |           |           |          |          |           |          |          |             |      |
| Zack Kesterson p     | 0         | 0        | 0        | 0        | 0        | 0        | 0         | 0        | 0        | -.000            |                       |           |           |           |           |          |          |           |          |          |             |      |
| <b>Totals</b>        | <b>30</b> | <b>2</b> | <b>5</b> | <b>2</b> | <b>4</b> | <b>4</b> | <b>24</b> | <b>5</b> | <b>8</b> | <b>.067</b>      |                       |           |           |           |           |          |          |           |          |          |             |      |

| Score by Innings | 1 | 2 | 3 | 4 | 5 | 6 | 7 | 8 | 9 | R | H | E |
|------------------|---|---|---|---|---|---|---|---|---|---|---|---|
| Duke             | 1 | 0 | 0 | 0 | 0 | 0 | 0 | 0 | 1 | 2 | 5 | 2 |
| Oregon State     | 3 | 1 | 0 |   |   |   |   |   |   |   |   |   |



# 2017 OREGON STATE BASEBALL

## BOX SCORES

Twitter.com/BeaverBaseball  
 Instagram.com/BeaverBaseball  
 Facebook.com/OregonStateBaseball

### 2017 Oregon State Baseball UC Davis at #7 Oregon State (Game 1) Mar 04, 2017 at Corvallis, Ore. (Goss Stadium)

#### UC Davis 0 (3-4)

| Player                 | ab | r | h | rbi | bb | so | po | a | lob |
|------------------------|----|---|---|-----|----|----|----|---|-----|
| Aguiar, Alex cf        | 4  | 0 | 0 | 0   | 2  | 4  | 0  | 1 |     |
| Thomas, Jacob ss       | 4  | 0 | 0 | 0   | 2  | 2  | 2  | 0 |     |
| Anderson, Ryan lf      | 3  | 0 | 2 | 0   | 0  | 2  | 0  | 0 |     |
| Cardinali, Mark dh     | 3  | 0 | 0 | 0   | 1  | 0  | 0  | 0 |     |
| Olson, Cameron 1b      | 2  | 0 | 0 | 0   | 2  | 9  | 1  | 0 |     |
| Salazar, Guillermo ph  | 1  | 0 | 0 | 0   | 0  | 0  | 0  | 1 |     |
| Novak, Mason 1b        | 0  | 0 | 0 | 0   | 0  | 1  | 0  | 0 |     |
| Diaz, Ignacio c        | 3  | 0 | 0 | 0   | 1  | 2  | 1  | 0 |     |
| Hooper, Ryan rf        | 2  | 0 | 0 | 0   | 1  | 4  | 0  | 0 |     |
| Lara, Alejandro 3b     | 2  | 0 | 0 | 0   | 2  | 0  | 1  | 0 |     |
| Ouellette, Steve ph/2b | 1  | 0 | 0 | 0   | 0  | 1  | 0  | 0 |     |
| Pluschke, Brad 2b/3b   | 3  | 0 | 1 | 0   | 1  | 0  | 3  | 0 |     |
| Garcia, Robert p       | 0  | 0 | 0 | 0   | 0  | 0  | 2  | 0 |     |
| Loar, Connor p         | 0  | 0 | 0 | 0   | 0  | 0  | 0  | 0 |     |
| Totals                 | 28 | 0 | 3 | 0   | 12 | 24 | 11 | 2 |     |

| Score by Innings | 1 | 2 | 3 | 4 | 5 | 6 | 7 | 8 | 9 | R | H | E |
|------------------|---|---|---|---|---|---|---|---|---|---|---|---|
| UC Davis         | 0 | 0 | 0 | 0 | 0 | 0 | 0 | 0 | 0 | 0 | 3 | 0 |
| Oregon State     | 0 | 2 | 0 | 0 | 1 | 1 | 0 | X |   | 4 | 8 | 0 |

DP - UCD 1. LOB - UCD 2; OSU 4. 2B - Madrigal(3); Larnach(3); Atwood(1). HBP - Hooper. SH - Kwan 2(3). SF - Rutschman(1). CS - Anderson(1); Grenier(2).

| UC Davis       | ip  | h | r | er | bb | so | ab | bf | np  |
|----------------|-----|---|---|----|----|----|----|----|-----|
| Garcia, Robert | 7.0 | 7 | 4 | 4  | 2  | 2  | 24 | 29 | 109 |
| Loar, Connor   | 1.0 | 1 | 0 | 0  | 0  | 0  | 3  | 3  | 16  |

Win - Heimlich (2-0). Loss - Garcia (0-1). Save - None.  
 WP - Garcia(1). HBP - by Heimlich (Hooper). Inherited runners/scored: None. Pitches/strikes: Garcia 109/64; Loar 16/10; Heimlich 98/68; Mulholland 12/9.

Umpires - HP: Greg Charles 1B: Dan Payne 2B: Jason Kaminsky 3B: Stephen Fritzon  
 Start: 11:30 am Time: 2:09 Attendance: 2622  
 Weather: 46 Degrees, Mostly Cloudy

#### Oregon State 4 (8-1)

| Player              | ab | r | h | rbi | bb | so | po | a  | lob |
|---------------------|----|---|---|-----|----|----|----|----|-----|
| Madrigal, Nick ss   | 3  | 1 | 2 | 1   | 1  | 0  | 1  | 7  | 0   |
| Kwan, Steven lf     | 2  | 0 | 0 | 0   | 0  | 0  | 0  | 0  | 1   |
| Harrison, KJ 1b     | 4  | 0 | 2 | 0   | 0  | 1  | 9  | 0  | 0   |
| Rutschman, Adley c  | 3  | 0 | 0 | 1   | 0  | 0  | 12 | 2  | 1   |
| Larnach, Trevor rf  | 3  | 1 | 1 | 0   | 1  | 0  | 0  | 0  | 0   |
| Anderson, Jack rf   | 0  | 0 | 0 | 0   | 0  | 0  | 0  | 0  | 0   |
| Atwood, Andy cf     | 3  | 1 | 1 | 1   | 0  | 0  | 2  | 0  | 2   |
| Taylor, Zak dh      | 3  | 0 | 0 | 0   | 1  | 0  | 0  | 0  | 0   |
| Gretler, Michael 3b | 3  | 1 | 1 | 0   | 0  | 0  | 2  | 0  | 0   |
| Grenier, Cadyn 2b   | 3  | 0 | 1 | 1   | 0  | 0  | 3  | 1  | 0   |
| Heimlich, Luke p    | 0  | 0 | 0 | 0   | 0  | 0  | 0  | 0  | 0   |
| Mulholland, Jake p  | 0  | 0 | 0 | 0   | 0  | 0  | 0  | 0  | 0   |
| Totals              | 27 | 4 | 8 | 4   | 2  | 2  | 27 | 12 | 4   |

| Score by Innings | 1 | 2 | 3 | 4 | 5 | 6 | 7 | 8 | 9 | R | H | E |
|------------------|---|---|---|---|---|---|---|---|---|---|---|---|
| UC Davis         | 0 | 0 | 0 | 0 | 0 | 0 | 0 | 0 | 0 | 0 | 3 | 0 |
| Oregon State     | 0 | 2 | 0 | 0 | 1 | 1 | 0 | X |   | 4 | 8 | 0 |

| Oregon State     | ip  | h | r | er | bb | so | ab | bf | np |
|------------------|-----|---|---|----|----|----|----|----|----|
| Heimlich, Luke   | 8.0 | 3 | 0 | 0  | 0  | 10 | 25 | 26 | 98 |
| Mulholland, Jake | 1.0 | 0 | 0 | 0  | 0  | 2  | 3  | 3  | 12 |

Win - Heimlich (2-0). Loss - Garcia (0-1). Save - None.  
 WP - Garcia(1). HBP - by Heimlich (Hooper). Inherited runners/scored: None. Pitches/strikes: Garcia 109/64; Loar 16/10; Heimlich 98/68; Mulholland 12/9.

Umpires - HP: Greg Charles 1B: Dan Payne 2B: Jason Kaminsky 3B: Stephen Fritzon  
 Start: 11:30 am Time: 2:09 Attendance: 2622  
 Weather: 46 Degrees, Mostly Cloudy

### 2017 Oregon State Baseball UC Davis at #7 Oregon State (Game 2) Mar 04, 2017 at Corvallis, Ore. (Goss Stadium)

#### UC Davis 2 (3-5)

| Player                | ab | r | h | rbi | bb | so | po | a | lob |
|-----------------------|----|---|---|-----|----|----|----|---|-----|
| Aguiar, Alex cf       | 3  | 0 | 0 | 0   | 2  | 2  | 0  | 0 |     |
| Thomas, Jacob ss      | 3  | 1 | 0 | 1   | 1  | 1  | 3  | 2 |     |
| Olson, Cameron 1b     | 3  | 0 | 0 | 0   | 1  | 5  | 1  | 1 |     |
| Novak, Mason 1b       | 0  | 0 | 0 | 0   | 0  | 0  | 0  | 0 |     |
| Roberts, Houston ph   | 1  | 0 | 0 | 0   | 0  | 0  | 0  | 0 |     |
| Anderson, Ryan lf     | 4  | 1 | 2 | 2   | 0  | 2  | 0  | 0 |     |
| Cardinali, Mark dh    | 4  | 0 | 1 | 0   | 1  | 0  | 0  | 0 |     |
| Salazar, Guillermo rf | 4  | 0 | 0 | 0   | 2  | 4  | 0  | 1 |     |
| Diaz, Ignacio c       | 2  | 0 | 0 | 0   | 1  | 4  | 0  | 0 |     |
| Ontiveros, Elijah c   | 1  | 0 | 1 | 0   | 0  | 3  | 0  | 0 |     |
| Ouellette, Steve 2b   | 3  | 0 | 0 | 0   | 2  | 1  | 0  | 0 |     |
| Pluschke, Brad 3b     | 2  | 0 | 1 | 0   | 1  | 0  | 0  | 0 |     |
| Razo, Orlando p       | 0  | 0 | 0 | 0   | 0  | 1  | 0  | 0 |     |
| Hannah, Blake p       | 0  | 0 | 0 | 0   | 0  | 0  | 0  | 0 |     |
| Barraza, Daniel p     | 0  | 0 | 0 | 0   | 0  | 0  | 0  | 0 |     |
| Lara, Andres p        | 0  | 0 | 0 | 0   | 0  | 0  | 0  | 0 |     |
| Totals                | 30 | 2 | 5 | 2   | 2  | 9  | 24 | 5 | 4   |

| Score by Innings | 1 | 2 | 3 | 4 | 5 | 6 | 7 | 8 | 9 | R  | H  | E |
|------------------|---|---|---|---|---|---|---|---|---|----|----|---|
| UC Davis         | 0 | 0 | 0 | 2 | 0 | 0 | 0 | 0 | 0 | 2  | 5  | 3 |
| Oregon State     | 8 | 0 | 0 | 1 | 0 | 0 | 1 | 4 | X | 14 | 15 | 0 |

E - Anderson(3); Ontiveros(1); Hannah(1). DP - UCD 1. LOB - UCD 4; OSU 9. 2B - Rutschman 2(2). 3B - Grenier(3).  
 HR - Anderson(3); Madrigal(2). SH - Aguiar(1). SB - Anderson(1). CS - Anderson(2).

| UC Davis        | ip  | h | r | er | bb | so | ab | bf | np |
|-----------------|-----|---|---|----|----|----|----|----|----|
| Razo, Orlando   | 4.0 | 9 | 9 | 5  | 4  | 21 | 26 | 98 |    |
| Hannah, Blake   | 1.0 | 1 | 0 | 0  | 1  | 0  | 3  | 4  | 14 |
| Barraza, Daniel | 2.2 | 4 | 5 | 1  | 3  | 2  | 12 | 15 | 60 |
| Lara, Andres    | 0.1 | 1 | 0 | 0  | 0  | 1  | 2  | 2  | 14 |

Win - Tweedt (3-0). Loss - Razo (2-1). Save - None.  
 WP - Lara, An.; Eisert(1). BK - Barraza. Inherited runners/scored: Lara, An. 2/2; Eisert 1/0. Pitches/strikes: Razo 98/56; Hannah 14/6; Barraza 60/28; Lara, An. 14/9; Tweedt 83/49; Eisert 35/24; Verburg 12/7.

Umpires - HP: Dan Payne 1B: Jason Kaminsky 2B: Stephen Fritzon 3B: Greg Charles  
 Start: 2:25 pm Time: 2:50 Attendance: 2578  
 Weather: 46 Degrees, Mostly Cloudy

#### Oregon State 14 (9-1)

| Player                  | ab | r  | h  | rbi | bb | so | po | a | lob |
|-------------------------|----|----|----|-----|----|----|----|---|-----|
| Madrigal, Nick ss       | 3  | 2  | 1  | 2   | 2  | 0  | 0  | 1 | 0   |
| Armstrong, Andy ph/ss   | 1  | 0  | 1  | 2   | 0  | 0  | 0  | 0 | 0   |
| Kwan, Steven cf         | 5  | 1  | 2  | 0   | 1  | 2  | 4  | 0 | 4   |
| Harrison, KJ c          | 5  | 1  | 1  | 0   | 0  | 0  | 7  | 2 | 2   |
| Taylor, Zak c           | 0  | 0  | 0  | 0   | 0  | 0  | 0  | 1 | 0   |
| Larnach, Trevor dh      | 3  | 1  | 0  | 1   | 2  | 0  | 0  | 0 | 0   |
| Atwood, Andy ph/rf      | 1  | 0  | 0  | 0   | 0  | 0  | 0  | 0 | 0   |
| Rutschman, Adley 1b     | 5  | 2  | 3  | 1   | 0  | 0  | 10 | 0 | 0   |
| Anderson, Jack rf       | 4  | 0  | 2  | 1   | 0  | 1  | 3  | 0 | 0   |
| Malone, Tyler ph/dh     | 0  | 1  | 0  | 0   | 1  | 0  | 0  | 0 | 0   |
| Gretler, Michael 3b     | 4  | 2  | 2  | 2   | 1  | 1  | 0  | 1 | 1   |
| Donahue, Christian lf   | 4  | 2  | 2  | 2   | 1  | 1  | 1  | 0 | 2   |
| Grenier, Cadyn 2b       | 3  | 1  | 1  | 2   | 1  | 0  | 1  | 3 | 0   |
| Mendezana, George ph/2b | 0  | 1  | 0  | 0   | 1  | 0  | 0  | 0 | 0   |
| Tweedt, Sam p           | 0  | 0  | 0  | 0   | 0  | 0  | 0  | 0 | 0   |
| Eisert, Brandon p       | 0  | 0  | 0  | 0   | 0  | 0  | 0  | 0 | 0   |
| Verburg, Mitchell p     | 0  | 0  | 0  | 0   | 0  | 0  | 0  | 0 | 0   |
| Totals                  | 38 | 14 | 15 | 13  | 9  | 7  | 27 | 7 | 9   |

| Score by Innings | 1 | 2 | 3 | 4 | 5 | 6 | 7 | 8 | 9 | R  | H  | E |
|------------------|---|---|---|---|---|---|---|---|---|----|----|---|
| UC Davis         | 0 | 0 | 0 | 2 | 0 | 0 | 0 | 0 | 0 | 2  | 5  | 3 |
| Oregon State     | 8 | 0 | 0 | 1 | 0 | 0 | 1 | 4 | X | 14 | 15 | 0 |

E - Anderson(3); Ontiveros(1); Hannah(1). DP - UCD 1. LOB - UCD 4; OSU 9. 2B - Rutschman 2(2). 3B - Grenier(3).  
 HR - Anderson(3); Madrigal(2). SH - Aguiar(1). SB - Anderson(1). CS - Anderson(2).

| Oregon State      | ip  | h | r | er | bb | so | ab | bf | np |
|-------------------|-----|---|---|----|----|----|----|----|----|
| Tweedt, Sam       | 5.2 | 3 | 2 | 2  | 1  | 5  | 18 | 20 | 83 |
| Eisert, Brandon   | 2.1 | 1 | 0 | 0  | 1  | 3  | 8  | 9  | 35 |
| Verburg, Mitchell | 1.0 | 1 | 0 | 0  | 0  | 1  | 4  | 4  | 12 |

Win - Tweedt (3-0). Loss - Razo (2-1). Save - None.  
 WP - Lara, An.; Eisert(1). BK - Barraza. Inherited runners/scored: Lara, An. 2/2; Eisert 1/0. Pitches/strikes: Razo 98/56; Hannah 14/6; Barraza 60/28; Lara, An. 14/9; Tweedt 83/49; Eisert 35/24; Verburg 12/7.

Umpires - HP: Dan Payne 1B: Jason Kaminsky 2B: Stephen Fritzon 3B: Greg Charles  
 Start: 2:25 pm Time: 2:50 Attendance: 2578  
 Weather: 46 Degrees, Mostly Cloudy

### 2017 Oregon State Baseball UC Davis at #7 Oregon State Mar 05, 2017 at Corvallis, Ore. (Goss Stadium)

#### UC Davis 1 (3-6)

| Player                | ab | r | h | rbi | bb | so | po | a | lob |
|-----------------------|----|---|---|-----|----|----|----|---|-----|
| Aguiar, Alex lf       | 3  | 1 | 1 | 0   | 1  | 2  | 0  | 0 |     |
| Thomas, Jacob ss      | 3  | 0 | 0 | 0   | 0  | 0  | 5  | 0 |     |
| Olson, Cameron 1b     | 3  | 0 | 2 | 1   | 0  | 11 | 0  | 0 |     |
| Salazar, Guillermo ph | 1  | 0 | 0 | 0   | 0  | 0  | 0  | 0 |     |
| Anderson, Ryan 3b     | 4  | 0 | 2 | 0   | 1  | 0  | 0  | 1 |     |
| Cardinali, Mark dh    | 4  | 0 | 0 | 0   | 1  | 0  | 1  | 0 |     |
| Diaz, Ignacio c       | 3  | 0 | 0 | 0   | 0  | 5  | 0  | 1 |     |
| Hooper, Ryan rf       | 3  | 0 | 1 | 0   | 1  | 1  | 0  | 0 |     |
| Pluschke, Brad 2b     | 3  | 0 | 0 | 0   | 2  | 1  | 0  | 1 |     |
| Kelly, Garret cf      | 3  | 0 | 0 | 0   | 0  | 4  | 0  | 0 |     |
| Mullins, Justin p     | 0  | 0 | 0 | 0   | 0  | 0  | 2  | 0 |     |
| Brown, Chris p        | 0  | 0 | 0 | 0   | 0  | 0  | 0  | 0 |     |
| Peters, Blake p       | 0  | 0 | 0 | 0   | 0  | 0  | 2  | 0 |     |
| Totals                | 30 | 1 | 6 | 1   | 1  | 6  | 24 | 9 | 4   |

| Score by Innings | 1 | 2 | 3 | 4 | 5 | 6 | 7 | 8 | 9 | R | H | E |
|------------------|---|---|---|---|---|---|---|---|---|---|---|---|
| UC Davis         | 1 | 0 | 0 | 0 | 0 | 0 | 0 | 0 | 0 | 1 | 6 | 0 |
| Oregon State     | 0 | 0 | 0 | 0 | 4 | 0 | 0 | X |   | 4 | 5 | 0 |

DP - OSU 1. LOB - UCD 4; OSU 8. 2B - Olson(1). 3B - Grenier(4). HBP - Gretler. SH - Thomas(3). SB - Hooper(1); Harrison(1).

| UC Davis        | ip  | h | r | er | bb | so | ab | bf | np |
|-----------------|-----|---|---|----|----|----|----|----|----|
| Mullins, Justin | 5.2 | 1 | 3 | 3  | 5  | 4  | 19 | 24 | 97 |
| Brown, Chris    | 0.1 | 3 | 1 | 1  | 0  | 0  | 4  | 5  | 13 |
| Peters, Blake   | 2.0 | 1 | 0 | 0  | 1  | 7  | 7  | 22 |    |

Win - Mulholland (1-0). Loss - Mullins (0-1). Save - None.  
 WP - Mullins(1). HBP - by Brown (Gretler). Inherited runners/scored: Brown 3/3; Peters 2/0; Mulholland 1/0.  
 Pitches/strikes: Mullins 97/48; Brown 13/9; Peters 22/14; Thompson 78/50; Mulholland 39/30.

Umpires - HP: Jason Kaminsky 1B: Stephen Fritzon 2B: Greg Charles 3B: Dan Payne  
 Start: 1:05pm Time: 2:34 Attendance: 2535  
 Weather: 44 Degrees, Mostly Cloudy  
 Thompson faced 1 batter in the 6th.  
 Brown faced 2 batters in the 7th.

#### Oregon State 4 (10-1)

| Player                | ab | r | h | rbi | bb | so | po | a | lob |
|-----------------------|----|---|---|-----|----|----|----|---|-----|
| Madrigal, Nick ss     | 4  | 0 | 1 | 0   | 0  | 0  | 1  | 4 | 1   |
| Donahue, Christian lf | 3  | 0 | 0 | 0   | 0  | 1  | 2  | 0 | 0   |
| Atwood, Andy ph/cf    | 1  | 0 | 1 | 0   | 0  | 0  | 0  | 0 | 0   |
| Harrison, KJ 1b       | 2  | 1 | 0 | 0   | 2  | 1  | 9  | 0 | 0   |
| Larnach, Trevor dh    | 2  | 1 | 0 | 0   | 2  | 1  | 0  | 0 | 0   |
| Rutschman, Adley c    | 4  | 0 | 0 | 0   | 1  | 5  | 1  | 2 |     |
| Anderson, Jack rf     | 3  | 1 | 0 | 1   | 0  | 0  | 0  | 3 |     |
| Gretler, Michael 3b   | 3  | 1 | 1 | 1   | 0  | 0  | 2  | 3 |     |
| Grenier, Cadyn 2b     | 4  | 0 | 2 | 3   | 0  | 0  | 4  | 2 |     |
| Kwan, Steven cf/lf    |    |   |   |     |    |    |    |   |     |

**2017 Oregon State Baseball**  
**Ball State at #4 Oregon State (Game 1)**  
**Mar 10, 2017 at Corvallis, Ore. (Goss Stadium)**

**Ball State 0 (8-6)**

| Player                 | ab | r | h | rbi | bb | so | po | a  | lob |
|------------------------|----|---|---|-----|----|----|----|----|-----|
| BAISA, Roman lf        | 4  | 0 | 0 | 0   | 2  | 2  | 0  | 2  |     |
| RIEDEL, Jeff rf        | 4  | 0 | 0 | 0   | 2  | 0  | 0  | 0  |     |
| MALONEY, Alex 3b       | 4  | 0 | 0 | 0   | 2  | 0  | 0  | 0  |     |
| KENNEDY, Sean 1b       | 4  | 0 | 0 | 0   | 1  | 12 | 0  | 0  |     |
| EPPERS, Matt cf        | 4  | 0 | 0 | 0   | 2  | 5  | 0  | 1  |     |
| THEISEN, Trent dh      | 3  | 0 | 0 | 0   | 2  | 0  | 0  | 2  |     |
| FREED, Seth 2b         | 3  | 0 | 1 | 0   | 0  | 0  | 7  | 0  |     |
| BOLTON, Erik c         | 2  | 0 | 0 | 0   | 1  | 2  | 0  | 0  |     |
| MASOTTO, Alex ph       | 1  | 0 | 0 | 0   | 1  | 0  | 0  | 0  |     |
| HULECKI, Griffin c     | 2  | 0 | 0 | 0   | 0  | 0  | 1  | 0  |     |
| KIRKPATRICK, Justin ss | 2  | 0 | 1 | 0   | 0  | 3  | 2  | 0  |     |
| BUTLER, BJ p           | 0  | 0 | 0 | 0   | 0  | 0  | 3  | 0  |     |
| PACHMEYER, Mike p      | 0  | 0 | 0 | 0   | 0  | 0  | 0  | 0  |     |
| Totals                 | 31 | 0 | 2 | 0   | 0  | 13 | 24 | 15 | 5   |

| Score by Innings | 1 | 2 | 3 | 4 | 5 | 6 | 7 | 8 | 9 | R | H  | E |
|------------------|---|---|---|---|---|---|---|---|---|---|----|---|
| Ball State       | 0 | 0 | 0 | 0 | 0 | 0 | 0 | 0 | 0 | 0 | 2  | 0 |
| Oregon State     | 1 | 1 | 0 | 0 | 0 | 0 | 0 | 3 | X | 5 | 11 | 3 |

E - Madrigal 2(3); Grenier(3). LOB - BALL 5; OSU 12. HR - Madrigal(3). HBP - Larnach. SH - KIRKPATRICK(2); Kwan(4); Anderson(1). SB - Harrison(2).

| Ball State      | ip  | h | r | er | bb | so | ab | bf | np  |
|-----------------|-----|---|---|----|----|----|----|----|-----|
| BUTLER, BJ      | 6.2 | 9 | 2 | 2  | 3  | 4  | 28 | 32 | 113 |
| PACHMEYER, Mike | 1.1 | 2 | 3 | 3  | 2  | 0  | 5  | 9  | 36  |

Win - Heimlich (3-0). Loss - BUTLER (1-2). Save - None.  
 WP - BUTLER(2); PACHMEYER(1). HBP - by PACHMEYER (Larnach). BK - BUTLER(1). Inherited runners/scored: PACHMEYER 3/0. Pitches/strikes: BUTLER 113/78; PACHMEYER 36/19; Heimlich 108/75; Verburg 18/11.

Umpires - HP: Kellen Levy 1B: Kevin Walker 2B: Dom Giarratano 3B: Patrick Riley  
 Start: 1:35pm Time: 2:12 Attendance:  
 Weather: 58 Degrees, Mostly Sunny

**Oregon State 5 (12-1)**

| Player                 | ab | r | h  | rbi | bb | so | po | a  | lob |
|------------------------|----|---|----|-----|----|----|----|----|-----|
| Madrigal, Nick ss      | 5  | 2 | 2  | 2   | 0  | 0  | 1  | 5  | 3   |
| Kwan, Steven cf/lf     | 4  | 0 | 0  | 0   | 0  | 0  | 1  | 0  | 0   |
| Harrison, KJ 1b        | 4  | 0 | 2  | 0   | 1  | 0  | 13 | 1  | 0   |
| Larnach, Trevor dh     | 2  | 0 | 1  | 2   | 1  | 0  | 0  | 0  | 0   |
| Atwood, Andy 2b/cf     | 4  | 0 | 0  | 0   | 1  | 1  | 0  | 0  | 5   |
| Donahue, Christian lf  | 3  | 1 | 1  | 0   | 0  | 1  | 0  | 0  | 0   |
| Gretler, Michael ph/3b | 1  | 0 | 0  | 0   | 0  | 0  | 0  | 0  | 3   |
| Anderson, Jack rf      | 2  | 0 | 2  | 0   | 1  | 0  | 0  | 0  | 0   |
| Rutschman, Adley c     | 4  | 1 | 1  | 0   | 0  | 1  | 11 | 2  | 0   |
| Grenier, Cady 3b/2b    | 4  | 1 | 2  | 1   | 0  | 0  | 0  | 3  | 1   |
| Heimlich, Luke p       | 0  | 0 | 0  | 0   | 0  | 0  | 1  | 2  | 0   |
| Verburg, Mitchell p    | 0  | 0 | 0  | 0   | 0  | 0  | 0  | 0  | 0   |
| Totals                 | 33 | 5 | 11 | 4   | 5  | 4  | 27 | 13 | 12  |

| Score by Innings | 1 | 2 | 3 | 4 | 5 | 6 | 7 | 8 | 9 | R | H  | E |
|------------------|---|---|---|---|---|---|---|---|---|---|----|---|
| Ball State       | 0 | 0 | 0 | 0 | 0 | 0 | 0 | 0 | 0 | 0 | 2  | 0 |
| Oregon State     | 1 | 1 | 0 | 0 | 0 | 0 | 0 | 3 | X | 5 | 11 | 3 |

E - Madrigal 2(3); Grenier(3). LOB - BALL 5; OSU 12. HR - Madrigal(3). HBP - Larnach. SH - KIRKPATRICK(2); Kwan(4); Anderson(1). SB - Harrison(2).

| Oregon State      | ip  | h | r | er | bb | so | ab | bf | np  |
|-------------------|-----|---|---|----|----|----|----|----|-----|
| Heimlich, Luke    | 8.0 | 2 | 0 | 0  | 0  | 11 | 27 | 28 | 108 |
| Verburg, Mitchell | 1.0 | 0 | 0 | 0  | 0  | 2  | 4  | 4  | 18  |

Win - Heimlich (3-0). Loss - BUTLER (1-2). Save - None.  
 WP - BUTLER(2); PACHMEYER(1). HBP - by PACHMEYER (Larnach). BK - BUTLER(1). Inherited runners/scored: PACHMEYER 3/0. Pitches/strikes: BUTLER 113/78; PACHMEYER 36/19; Heimlich 108/75; Verburg 18/11.

Umpires - HP: Kellen Levy 1B: Kevin Walker 2B: Dom Giarratano 3B: Patrick Riley  
 Start: 1:35pm Time: 2:12 Attendance:  
 Weather: 58 Degrees, Mostly Sunny

**2017 Oregon State Baseball**  
**Ball State at #4 Oregon State (Game 2)**  
**Mar 10, 2017 at Corvallis, Ore. (Goss Stadium)**

**Ball State 1 (8-7)**

| Player                 | ab | r | h | rbi | bb | so | po | a    | lob  | avg  |
|------------------------|----|---|---|-----|----|----|----|------|------|------|
| BAISA, Roman lf        | 4  | 0 | 2 | 0   | 0  | 2  | 0  | 0    | 0    | .267 |
| FREED, Seth 2b         | 4  | 0 | 0 | 0   | 0  | 1  | 1  | 1    | .196 |      |
| MALONEY, Alex 3b       | 3  | 0 | 1 | 0   | 0  | 1  | 0  | 2    | .236 |      |
| THEISEN, Trent dh      | 4  | 0 | 0 | 0   | 2  | 0  | 0  | 3    | .250 |      |
| KENNEDY, Sean ss       | 4  | 1 | 3 | 1   | 0  | 0  | 3  | 2    | .291 |      |
| EPPERS, Matt cf        | 3  | 0 | 0 | 0   | 1  | 0  | 1  | 0    | .235 |      |
| BACON, Maverick 1b     | 3  | 0 | 0 | 0   | 3  | 8  | 0  | .100 |      |      |
| KIRKPATRICK, Justin ss | 1  | 0 | 1 | 0   | 0  | 0  | 1  | 0    | .333 |      |
| HULECKI, Griffin c     | 3  | 0 | 1 | 0   | 1  | 6  | 1  | .200 |      |      |
| RIEDEL, Jeff rf        | 4  | 0 | 0 | 0   | 0  | 2  | 4  | .186 |      |      |
| MARQUARDT, Evan p      | 0  | 0 | 0 | 0   | 0  | 0  | 0  | 0    | -    |      |
| BAKER, T.J. p          | 0  | 0 | 0 | 0   | 0  | 0  | 0  | 0    | -    |      |
| SIMON, Trevor p        | 0  | 0 | 0 | 0   | 0  | 1  | 0  | 0    | -    |      |
| CURRENT, David p       | 0  | 0 | 0 | 0   | 0  | 0  | 0  | 0    | -    |      |
| Totals                 | 33 | 1 | 8 | 1   | 2  | 7  | 24 | 9    | 8    |      |

| Score by Innings | 1 | 2 | 3 | 4 | 5 | 6 | 7 | 8 | 9 | R | H | E |
|------------------|---|---|---|---|---|---|---|---|---|---|---|---|
| Ball State       | 0 | 1 | 0 | 0 | 0 | 0 | 0 | 0 | 0 | 1 | 8 | 0 |
| Oregon State     | 0 | 0 | 0 | 0 | 3 | 0 | 2 | 0 | X | 5 | 9 | 1 |

E - Tweedt(1). DP - OSU 2. LOB - BALL 8; OSU 10. 2B - HULECKI(1). 3B - Gretler(1). HR - KENNEDY(2). HBP - MALONEY. SH - Grenier(1). SF - Larnach(1). SB - Madrigal(6); Harrison(3); Anderson(2); Kwan(3). CS - Anderson(1).

| Ball State      | ip  | h | r | er | bb | so | ab | bf | np | era  |
|-----------------|-----|---|---|----|----|----|----|----|----|------|
| MARQUARDT, Evan | 5.0 | 4 | 3 | 3  | 4  | 3  | 18 | 23 | 91 | 3.37 |
| BAKER, T.J.     | 1.2 | 4 | 2 | 2  | 1  | 1  | 7  | 9  | 32 | 3.37 |
| SIMON, Trevor   | 1.0 | 1 | 0 | 0  | 2  | 1  | 4  | 6  | 28 | 0.00 |
| CURRENT, David  | 0.1 | 0 | 0 | 0  | 0  | 1  | 1  | 1  | 5  | 1.69 |

Win - Tweedt(1). Loss - MARQUARDT (2-2). Save - Mulholland (1).  
 HBP - by Gambrell (MALONEY). PB - Harrison(1). Inherited runners/scored: SIMON 1/0; CURRENT 1/0; Gambrell 1/0; Mulholland 1/0. Pitches/strikes: MARQUARDT 91/47; BAKER 32/15; SIMON 28/12; CURRENT 5/4; Tweedt 68/41; Gambrell 25/11; Mulholland 42/29.

Umpires - HP: Kevin Walker 1B: Dom Giarratano 2B: Patrick Riley 3B: Kellen Levy  
 Start: 5:15pm Time: 2:44 Attendance: 2949  
 Weather: 60 Degrees, Mostly Sunny

**Oregon State 5 (13-1)**

| Player                | ab | r | h | rbi | bb | so | po | a    | lob  | avg  |
|-----------------------|----|---|---|-----|----|----|----|------|------|------|
| Madrigal, Nick 2b     | 3  | 2 | 2 | 0   | 2  | 0  | 1  | 2    | 0    | .404 |
| DONAHUE, Christian lf | 5  | 2 | 2 | 1   | 0  | 0  | 3  | 0    | 0    | .273 |
| Harrison, KJ c        | 4  | 0 | 0 | 1   | 1  | 7  | 0  | 1    | .308 |      |
| Larnach, Trevor dh    | 3  | 0 | 1 | 3   | 0  | 1  | 0  | 0    | 1    | .282 |
| Malone, Tyler 1b      | 2  | 0 | 0 | 1   | 0  | 5  | 0  | 1    | .000 |      |
| Rutschman, Adley c    | 1  | 0 | 0 | 1   | 0  | 0  | 3  | 0    | 0    | .196 |
| Anderson, Jack rf     | 3  | 0 | 1 | 0   | 1  | 4  | 1  | 0    | .333 |      |
| Gretler, Michael 3b   | 3  | 0 | 2 | 0   | 1  | 0  | 1  | 0    | .368 |      |
| Kwan, Steven cf       | 3  | 1 | 1 | 0   | 1  | 1  | 2  | 0    | .243 |      |
| Grenier, Cady ss      | 3  | 0 | 0 | 0   | 2  | 4  | 4  | .238 |      |      |
| Tweedt, Sam p         | 0  | 0 | 0 | 0   | 0  | 0  | 0  | 0    | -    |      |
| Gambrell, Grant p     | 0  | 0 | 0 | 0   | 0  | 0  | 0  | 0    | -    |      |
| Mulholland, Jake p    | 0  | 0 | 0 | 0   | 0  | 0  | 0  | 0    | -    |      |
| Totals                | 30 | 5 | 9 | 5   | 7  | 6  | 27 | 8    | 10   |      |

| Score by Innings | 1 | 2 | 3 | 4 | 5 | 6 | 7 | 8 | 9 | R | H | E |
|------------------|---|---|---|---|---|---|---|---|---|---|---|---|
| Ball State       | 0 | 1 | 0 | 0 | 0 | 0 | 0 | 0 | 0 | 1 | 8 | 0 |
| Oregon State     | 0 | 0 | 0 | 0 | 3 | 0 | 2 | 0 | X | 5 | 9 | 1 |

E - Tweedt(1). DP - OSU 2. LOB - BALL 8; OSU 10. 2B - HULECKI(1). 3B - Gretler(1). HR - KENNEDY(2). HBP - MALONEY. SH - Grenier(1). SF - Larnach(1). SB - Madrigal(6); Harrison(3); Anderson(2); Kwan(3). CS - Anderson(1).

| Oregon State     | ip  | h | r | er | bb | so | ab | bf | np | era  |
|------------------|-----|---|---|----|----|----|----|----|----|------|
| MARQUARDT, Evan  | 5.0 | 4 | 3 | 3  | 4  | 3  | 18 | 23 | 91 | 3.37 |
| Tweedt, Sam      | 4.1 | 5 | 1 | 1  | 1  | 1  | 4  | 17 | 18 | 6.2  |
| Gambrell, Grant  | 1.2 | 0 | 0 | 0  | 1  | 1  | 4  | 6  | 25 | 0.1  |
| Mulholland, Jake | 3.0 | 3 | 0 | 0  | 0  | 2  | 12 | 12 | 42 | 0.1  |

Win - Tweedt(1). Loss - MARQUARDT (2-2). Save - Mulholland (1).  
 HBP - by Gambrell (MALONEY). PB - Harrison(1). Inherited runners/scored: SIMON 1/0; CURRENT 1/0; Gambrell 1/0; Mulholland 1/0. Pitches/strikes: MARQUARDT 91/47; BAKER 32/15; SIMON 28/12; CURRENT 5/4; Tweedt 68/41; Gambrell 25/11; Mulholland 42/29.

Umpires - HP: Kevin Walker 1B: Dom Giarratano 2B: Patrick Riley 3B: Kellen Levy  
 Start: 5:15pm Time: 2:44 Attendance: 2949  
 Weather: 60 Degrees, Mostly Sunny

**2017 Oregon State Baseball**  
**Ball State at #4 Oregon State**  
**Mar 11, 2017 at Corvallis, Ore. (Goss Stadium)**

**Ball State 4 (8-8)**

| Player                 | ab | r | h | rbi | bb | so | po | a  | lob |
|------------------------|----|---|---|-----|----|----|----|----|-----|
| BAISA, Roman lf        | 3  | 0 | 0 | 1   | 0  | 1  | 3  | 0  | 0   |
| EPPERS, Matt cf        | 4  | 1 | 1 | 0   | 1  | 1  | 1  | 0  |     |
| MALONEY, Alex 3b       | 4  | 0 | 1 | 0   | 0  | 1  | 1  | 0  |     |
| KENNEDY, Sean 1b/ss    | 3  | 0 | 0 | 0   | 1  | 2  | 2  | 0  |     |
| MASOTTO, Alex pr       | 0  | 1 | 0 | 0   | 0  | 0  | 0  | 0  |     |
| FREED, Seth 2b         | 4  | 1 | 2 | 0   | 1  | 1  | 3  | 2  |     |
| RIEDEL, Jeff rf        | 3  | 0 | 1 | 0   | 1  | 2  | 2  | 0  |     |
| GUNN, Joe dh           | 4  | 0 | 1 | 1   | 0  | 2  | 0  | 0  |     |
| HULECKI, Griffin c     | 2  | 1 | 0 | 0   | 1  | 1  | 8  | 0  |     |
| BOLTON, Erik c         | 1  | 0 | 0 | 0   | 0  | 1  | 1  | 0  |     |
| KIRKPATRICK, Justin ss | 2  | 0 | 1 | 0   | 0  | 0  | 2  | 0  |     |
| BACON, Maverick 1b     | 0  | 0 | 0 | 0   | 0  | 0  | 4  | 0  |     |
| MILAM, Zach ph/1b      | 1  | 0 | 0 | 0   | 0  | 1  | 0  | 0  |     |
| MARNON, Kevin p        | 0  | 0 | 0 | 0   | 0  | 0  | 2  | 0  |     |
| BAKER, John p          | 0  | 0 | 0 | 0   | 0  | 0  | 0  | 0  |     |
| BURNS, Brendan p       | 0  | 0 | 0 | 0   | 0  | 0  | 0  | 0  |     |
| Totals                 | 31 | 4 | 6 | 3   | 2  | 8  | 24 | 11 | 4   |

| Score by Innings | 1 | 2 | 3 | 4 | 5 | 6 | 7 | 8 | 9 | R | H  | E |
|------------------|---|---|---|---|---|---|---|---|---|---|----|---|
| Ball State       | 0 | 0 | 0 | 0 | 1 | 0 | 0 | 0 | 3 | 4 | 6  | 3 |
| Oregon State     | 1 | 0 | 1 | 0 | 1 | 2 | 2 | 1 | X | 8 | 11 | 2 |

E - MALONEY(5); BACON(2); MARNON(1); Harrison(1); Hickey. DP - OSU 1. LOB - BALL 4; OSU 12. 2B - FREED(5); Donahue(3); Larnach(5). 3B - Gretler(2); Rutschman(1). HR - Harrison(2). SH - BAISA(5); Kwan(5). SF - RIEDEL(1). SB - Madrigal(7); Grenier(3).

| Ball State     | ip  | h | r | er | bb | so | ab | bf | np |
|----------------|-----|---|---|----|----|----|----|----|----|
| MARNON, Kevin  | 4.0 | 4 | 3 | 2  | 4  | 4  | 18 | 22 | 85 |
| BAKER, John    | 2.0 | 2 | 2 | 0  | 2  | 2  | 8  | 11 | 44 |
| BURNS, Brendan | 2.0 | 5 | 3 | 3  | 1  | 1  | 10 | 11 | 47 |

Win - Thompson (4-0). Loss - MARNON (2-2). Save - None.  
 BK - Thompson(1). PB - BOLTON(2). Inherited runners/scored: BAKER, J. 1/0; Verburg 2/2. Pitches/strikes: MARNON 85/47; BAKER, J. 44/22; BURNS 47/29; Thompson 95/63; Elsert 3/3; Hickey 17/11; Verburg 4/3.

Umpires - HP: Dom Giarratano 1B: Patrick Riley 2B: Kellen Levy 3B: Kevin Walker  
 Start: 1:30pm Time: 2:48 Attendance: 2615  
 Weather: 59 Degrees, Cloudy  
 MARNON faced 2 batters in the 5th.

**Oregon State 8 (14-1)**

| Player                | ab | r | h | rbi | bb | so | po | a | lob |
|-----------------------|----|---|---|-----|----|----|----|---|-----|
| Madrigal, Nick ss     | 4  | 2 | 2 | 0   | 1  | 0  | 1  | 2 | 0   |
| Donahue, Christian lf | 4  | 2 | 1 | 2   | 1  | 1  | 0  | 0 | 2   |
| Harrison, KJ 1b       | 5  | 1 | 1 | 1   | 0  | 2  | 16 | 0 | 1   |
| Larnach, Trevor dh    | 3  | 1 | 3 | 1   | 2  | 0  | 0  | 0 | 0   |
| Gretler, Michael 3b   | 4  | 0 | 2 |     |    |    |    |   |     |

# 2017 OREGON STATE BASEBALL BOX SCORES

Twitter.com/BeaverBaseball  
Instagram.com/BeaverBaseball  
Facebook.com/OregonStateBaseball

## 2017 Oregon State Baseball #2 Oregon State at Arizona State Mar 17, 2017 at Phoenix, Ariz. (Phoenix Municipal)

### Oregon State 10 (16-1,2-0 Pac-12)

| Player                | ab | r  | h  | rbi | bb | so | po | a  | lob |
|-----------------------|----|----|----|-----|----|----|----|----|-----|
| Madrigal, Nick 2b     | 4  | 4  | 3  | 0   | 2  | 0  | 0  | 3  | 2   |
| Donahue, Christian lf | 5  | 3  | 2  | 2   | 1  | 0  | 3  | 0  | 1   |
| Kwan, Steven lf       | 0  | 0  | 0  | 0   | 0  | 0  | 0  | 0  | 0   |
| Harrison, KJ 1b       | 6  | 1  | 3  | 1   | 0  | 1  | 12 | 0  | 0   |
| Larnach, Trevor dh    | 2  | 0  | 1  | 3   | 1  | 0  | 0  | 0  | 0   |
| Mendoza, George ph    | 1  | 0  | 0  | 0   | 1  | 0  | 0  | 0  | 0   |
| Atwood, Andy cf       | 2  | 0  | 0  | 0   | 0  | 2  | 0  | 1  |     |
| Malone, Tyler ph      | 1  | 0  | 0  | 0   | 1  | 0  | 0  | 0  | 0   |
| Cary, Elliott cf      | 3  | 0  | 1  | 0   | 1  | 2  | 0  | 0  | 0   |
| Gretler, Michael 3b   | 4  | 0  | 2  | 0   | 1  | 2  | 1  | 2  |     |
| Anderson, Jack rf     | 3  | 0  | 0  | 0   | 1  | 1  | 0  | 3  |     |
| Jones, Preston rf     | 0  | 0  | 0  | 0   | 0  | 0  | 0  | 0  | 0   |
| Rutschman, Adley c    | 5  | 0  | 1  | 0   | 0  | 2  | 2  | 0  | 3   |
| Taylor, Zak c         | 0  | 0  | 0  | 0   | 0  | 1  | 0  | 0  | 0   |
| Grenier, Cady'n ss    | 5  | 2  | 3  | 1   | 0  | 1  | 2  | 6  | 1   |
| Fehmel, Bryce p       | 0  | 0  | 0  | 0   | 0  | 0  | 1  | 0  | 0   |
| Gambrell, Grant p     | 0  | 0  | 0  | 0   | 0  | 0  | 0  | 0  | 0   |
| Totals                | 41 | 10 | 16 | 7   | 6  | 9  | 27 | 11 | 13  |

| Score by Innings | 1 | 2 | 3 | 4 | 5 | 6 | 7 | 8 | 9 | R | H  | E  |   |
|------------------|---|---|---|---|---|---|---|---|---|---|----|----|---|
| Oregon State     | 2 | 0 | 1 | 0 | 0 | 0 | 4 | 2 | 1 | 0 | 10 | 16 | 0 |
| Arizona State    | 0 | 0 | 0 | 0 | 0 | 0 | 1 | 0 | 0 | 1 | 4  | 2  |   |

E - Aldrete,C(2); Willeford,J(3). DP - OSU 1; ASU 2. LOB - OSU 13; ASU 3. 2B - Madrigal(5); Donahue 2(5); Willeford,J(2). HR - Grenier(1). HBP - Larnach. SH - Anderson(2). SF - Harrison 2(5).

| Oregon State    | ip  | h | r | er | bb | so | ab | bf | np |
|-----------------|-----|---|---|----|----|----|----|----|----|
| Fehmel, Bryce   | 8.0 | 4 | 1 | 1  | 1  | 2  | 27 | 28 | 89 |
| Gambrell, Grant | 1.0 | 0 | 0 | 0  | 0  | 1  | 3  | 3  | 7  |

Win - Fehmel (3-1). Loss - Van Scoyoc,S (0-1). Save - None.  
WP - Fehmel(2); Van Scoyoc,S(2); Godfrey,J 2(5); Marsh,A(3). HBP - Van Scoyoc,S (Larnach). PB - Rutschman(1).  
Inherited runners/scored: Godfrey,J 2(0); Ryan,J 3(0). Pitches/strikes: Fehmel 89/58; Gambrell 7/6; Van Scoyoc,S 78/43; Godfrey,J 43/25; Ryan,J 39/23; Marsh,A 33/20.

Umpires - HP: Randy Sutton 1B: Jake Uhlenhopp 2B: Steve Mattingly 3B: Joe Burleson  
Start: 4:05pm Time: 2:43 Attendance: 2704  
Weather: 93 Degrees, Sunny

## 2017 Oregon State Baseball #2 Oregon State at Arizona State Mar 18, 2017 at Phoenix, Ariz. (Phoenix Muni Stadium)

### Oregon State 4 (17-1,3-0 Pac-12)

| Player                | ab | r | h  | rbi | bb | so | po | a | lob |
|-----------------------|----|---|----|-----|----|----|----|---|-----|
| Madrigal, Nick 2b     | 5  | 1 | 2  | 0   | 0  | 0  | 0  | 4 | 2   |
| Donahue, Christian lf | 4  | 0 | 1  | 1   | 2  | 0  | 0  | 2 |     |
| Kwan, Steven lf       | 0  | 0 | 0  | 0   | 0  | 0  | 1  | 0 | 0   |
| Larnach, Trevor rf    | 5  | 0 | 1  | 0   | 0  | 3  | 1  | 0 | 2   |
| Anderson, Jack rf     | 0  | 0 | 0  | 0   | 0  | 0  | 0  | 0 | 0   |
| Harrison, KJ c/1b     | 4  | 1 | 3  | 0   | 1  | 0  | 12 | 1 | 0   |
| Gretler, Michael 3b   | 5  | 1 | 1  | 0   | 0  | 0  | 0  | 1 | 0   |
| Malone, Tyler dh      | 2  | 0 | 0  | 1   | 1  | 0  | 0  | 3 |     |
| Atwood, Andy ph/dh    | 2  | 0 | 1  | 0   | 0  | 0  | 0  | 0 | 0   |
| Taylor, Zak 1b        | 3  | 0 | 1  | 0   | 1  | 0  | 4  | 0 | 1   |
| Jones, Preston pr     | 0  | 1 | 0  | 0   | 0  | 0  | 0  | 0 | 0   |
| Rutschman, Adley c    | 1  | 0 | 0  | 0   | 0  | 3  | 1  | 0 | 0   |
| Cary, Elliott cf      | 5  | 0 | 2  | 1   | 0  | 1  | 4  | 0 | 2   |
| Grenier, Cady'n ss    | 4  | 0 | 2  | 1   | 0  | 1  | 2  | 2 | 0   |
| Thompson, Jake p      | 0  | 0 | 0  | 0   | 0  | 0  | 1  | 0 | 0   |
| Mulholland, Jake p    | 0  | 0 | 0  | 0   | 0  | 0  | 0  | 0 | 0   |
| Totals                | 40 | 4 | 14 | 4   | 4  | 7  | 27 | 9 | 13  |

| Score by Innings | 1 | 2 | 3 | 4 | 5 | 6 | 7 | 8 | 9 | R | H  | E |  |
|------------------|---|---|---|---|---|---|---|---|---|---|----|---|--|
| Oregon State     | 0 | 0 | 1 | 1 | 0 | 0 | 2 | 0 | 0 | 4 | 14 | 1 |  |
| Arizona State    | 0 | 0 | 0 | 0 | 0 | 0 | 0 | 0 | 0 | 0 | 3  | 1 |  |

E - Grenier(4); Aldrete,C(3). DP - OSU 1; ASU 1. LOB - OSU 13; ASU 5. 2B - Harrison 2(5); Grenier(1). 3B - Lin,L(1). SB - Madrigal(8); Donahue(3). CS - Donahue(1).

| Oregon State     | ip  | h | r | er | bb | so | ab | bf | np |
|------------------|-----|---|---|----|----|----|----|----|----|
| Thompson, Jake   | 7.1 | 2 | 0 | 0  | 3  | 10 | 23 | 26 | 96 |
| Mulholland, Jake | 1.2 | 1 | 0 | 0  | 2  | 6  | 6  | 24 |    |

Win - Thompson (5-0). Loss - Erives,E (0-1). Save - None.  
WP - Erives,E 2(3). Inherited runners/scored: Mulholland 1(0); Todd,R 2(0); Schneider,G 1(0); Montoya,C 2(2).  
Pitches/strikes: Thompson 96/59; Mulholland 24/17; Erives,E 103/60; Todd,R 27/17; Schneider,G 14/9; Montoya,C 31/21.

Umpires - HP: Jake Uhlenhopp 1B: Steve Mattingly 2B: Joe Burleson 3B: Randy Sutton  
Start: 12:02pm Time: 2:39 Attendance: 2661  
Weather: 88 Degrees, Sunny

## 2017 Oregon State Baseball #9 Arizona at #1 Oregon State Mar 24, 2017 at Corvallis, Ore. (Goss Stadium)

### Arizona 3 (16-5,2-2 Pac-12)

| Player                | ab | r | h | rbi | bb | so | po | a | lob |
|-----------------------|----|---|---|-----|----|----|----|---|-----|
| Morimoto, Mitchell lf | 5  | 0 | 1 | 0   | 0  | 2  | 0  | 0 | 2   |
| Rivas, Alfonso rf     | 5  | 0 | 0 | 0   | 2  | 4  | 0  | 1 |     |
| Oliva, Jared cf       | 5  | 1 | 2 | 1   | 0  | 1  | 2  | 0 | 1   |
| Matjjevic, JJ 1b      | 5  | 1 | 3 | 0   | 0  | 1  | 7  | 1 | 0   |
| Quintana, Nick 3b     | 3  | 1 | 0 | 0   | 2  | 1  | 0  | 2 | 2   |
| Voss, Cory dh         | 2  | 0 | 1 | 0   | 2  | 1  | 0  | 0 | 0   |
| Lewis, Kyle ss        | 4  | 0 | 1 | 1   | 0  | 4  | 2  | 4 |     |
| Salazar, Cesar c      | 4  | 0 | 0 | 0   | 2  | 6  | 0  | 0 | 0   |
| Cannon, Cameron 2b    | 2  | 0 | 0 | 0   | 1  | 0  | 1  | 2 | 2   |
| Stevenson, Cal ph     | 1  | 0 | 0 | 0   | 0  | 0  | 0  | 2 |     |
| Martinez, Shane 2b    | 0  | 0 | 0 | 0   | 0  | 0  | 0  | 0 | 0   |
| Cloney, JC p          | 0  | 0 | 0 | 0   | 0  | 0  | 0  | 0 | 0   |
| Flynn, Michael p      | 0  | 0 | 0 | 0   | 0  | 0  | 0  | 0 | 0   |
| Ming, Cameron p       | 0  | 0 | 0 | 0   | 0  | 0  | 0  | 0 | 0   |
| Megill, Tyler p       | 0  | 0 | 0 | 0   | 0  | 0  | 0  | 0 | 0   |
| Totals                | 36 | 3 | 8 | 2   | 5  | 9  | 26 | 7 | 11  |

| Score by Innings | 1 | 2 | 3 | 4 | 5 | 6 | 7 | 8 | 9 | R | H | E |  |
|------------------|---|---|---|---|---|---|---|---|---|---|---|---|--|
| Arizona          | 0 | 1 | 0 | 0 | 0 | 0 | 0 | 2 | 0 | 3 | 8 | 1 |  |
| Oregon State     | 0 | 1 | 0 | 0 | 0 | 0 | 0 | 2 | 1 | 4 | 6 | 2 |  |

Note: 2 outs, 2 runners LOB when the game ended.

E - Quintana, N.(10); Heimlich(1); Tweedt(2). LOB - ARIZ 11; OSU 9. 2B - Matjjevic(13); Larnach(7). HR - Oliva, J.(4). SH - Grenier(2). SF - Grenier(1); Atwood(1).

| Arizona        | ip  | h | r | er | bb | so | ab | bf | np  |
|----------------|-----|---|---|----|----|----|----|----|-----|
| Cloney, JC     | 7.1 | 5 | 3 | 3  | 2  | 5  | 25 | 29 | 108 |
| Flynn, Michael | 0.0 | 0 | 0 | 0  | 1  | 0  | 0  | 1  | 6   |
| Ming, Cameron  | 0.1 | 0 | 0 | 0  | 2  | 0  | 0  | 3  | 11  |
| Megill, Tyler  | 1.0 | 1 | 1 | 0  | 1  | 5  | 6  | 20 |     |

Win - Mulholland (2-0). Loss - Megill, T. (0-2). Save - None.  
WP - Megill, T.(5); Eisert(2). Inherited runners/scored: Flynn, M. 2(0); Ming, C. 3(2); Megill, T. 3(0); Eisert 1(0); Tweedt 1(1). Pitches/strikes: Cloney, JC 108/69; Flynn, M. 6/2; Ming, C. 11/3; Megill, T. 20/13; Heimlich 105/61; Gambrell 10/3; Eisert 16/9; Tweedt 14/8; Mulholland 21/14.

Umpires - HP: Billy Speck 1B: Travis Katzenmeier 2B: Jeff Macias 3B: Carl Coles  
Start: 7:05pm Time: 3:30 Attendance: 2790  
Weather: 49 Degrees, Cloudy  
Flynn, M. faced 1 batter in the 8th.

## 2017 Oregon State Baseball #9 Arizona at #1 Oregon State Mar 25, 2017 at Corvallis, Ore. (Goss Stadium)

### Arizona 4 (16-6,5-0 Pac-12)

| Player                | ab | r | h | rbi | bb | so | po | a | lob |
|-----------------------|----|---|---|-----|----|----|----|---|-----|
| Morimoto, Mitchell lf | 4  | 0 | 1 | 0   | 0  | 1  | 1  | 0 | 2   |
| Rivas, Alfonso dh     | 3  | 0 | 1 | 0   | 0  | 0  | 0  | 0 | 0   |
| Oliva, Jared cf       | 3  | 1 | 0 | 1   | 1  | 2  | 0  | 1 | 0   |
| Matjjevic, JJ 1b      | 3  | 0 | 0 | 1   | 0  | 1  | 5  | 1 | 0   |
| Quintana, Nick 3b     | 4  | 1 | 1 | 0   | 1  | 1  | 0  | 1 | 0   |
| Stevenson, Cal rf     | 2  | 0 | 0 | 1   | 1  | 2  | 0  | 0 | 0   |
| Voss, Cory ph/c       | 1  | 1 | 1 | 0   | 0  | 0  | 0  | 0 | 0   |
| Lewis, Kyle ss        | 2  | 0 | 0 | 0   | 0  | 1  | 3  | 1 | 0   |
| Salazar, Cesar c      | 3  | 1 | 1 | 0   | 0  | 1  | 1  | 1 | 0   |
| Romo, Seve ph/2b      | 1  | 0 | 0 | 0   | 0  | 0  | 0  | 0 | 0   |
| Cannon, Cameron 2b    | 1  | 0 | 0 | 0   | 0  | 2  | 2  | 0 | 0   |
| Frazier, Matt ph      | 1  | 0 | 0 | 0   | 1  | 0  | 0  | 0 | 0   |
| Martinez, Shane 2b    | 0  | 0 | 0 | 0   | 0  | 0  | 0  | 0 | 0   |
| Gieseke, Sawyer ph/rf | 1  | 0 | 0 | 0   | 0  | 0  | 0  | 1 | 0   |
| Labaut, Randy p       | 0  | 0 | 0 | 0   | 0  | 0  | 0  | 0 | 0   |
| Schnabel, Austin p    | 0  | 0 | 0 | 0   | 0  | 0  | 0  | 0 | 0   |
| Deason, Cody p        | 0  | 0 | 0 | 0   | 0  | 0  | 0  | 0 | 0   |
| Totals                | 29 | 4 | 4 | 4   | 2  | 6  | 24 | 8 | 5   |

| Score by Innings | 1 | 2 | 3 | 4 | 5 | 6 | 7 | 8 | 9 | R | H  | E |  |
|------------------|---|---|---|---|---|---|---|---|---|---|----|---|--|
| Arizona          | 0 | 0 | 0 | 2 | 1 | 0 | 0 | 0 | 1 | 4 | 4  | 1 |  |
| Oregon State     | 0 | 0 | 1 | 0 | 0 | 3 | 0 | 0 | 1 | 5 | 10 | 2 |  |

Note: None out, 1 runner LOB when the game ended.

E - Lewis, K.(3); Rutschman 2(2). LOB - ARIZ 5; OSU 7. 2B - Morimoto, M.(4); Harrison(6); Taylor(2). HR - Quintana, N.(3); Voss, C.(1). HBP - Lewis, K.; Cannon, C.. SF - Rivas, A.(1); Matjjevic(2); Harrison(1). SB - Jones(1). CS - Grenier(3). Reached on CI - Lewis, K..

| Arizona          | ip  | h | r | er | bb | so | ab | bf | np |
|------------------|-----|---|---|----|----|----|----|----|----|
| Labaut, Randy    | 5.0 | 7 | 3 | 3  | 2  | 3  | 19 | 22 | 88 |
| Schnabel, Austin | 1.0 | 2 | 1 | 1  | 0  | 1  | 5  | 12 |    |
| Deason, Cody     | 2.0 | 1 | 1 | 0  | 0  | 6  | 9  | 38 |    |

Win - Engelbrekt (1-0). Loss - Deason, C. (1-1). Save - None.  
WP - Deason, C.(2); Fehmel(3). HBP - by Fehmel (Cannon, C.); by Fehmel (Lewis, K.). CI - Rutschman. Inherited runners/scored: Schnabel, A. 2(2). Pitches/strikes: Labaut, R. 88/51; Schnabel, A. 12/10; Deason, C. 38/26; Fehmel 108/71; Engelbrekt 22/14.

Umpires - HP: Travis Katzenmeier 1B: Jeff Macias 2B: Carl Coles 3B: Billy Speck  
Start: 4:05pm Time: 2:58 Attendance: 3190  
Weather: 55 Degrees, Mostly Sunny  
Labaut, R. faced 2 batters in the 6th.  
Deason, C. faced 2 batters in the 9th.

**2017 Oregon State Baseball**  
**#9 Arizona at #1 Oregon State**  
**Mar 26, 2017 at Corvallis, Ore. (Goss Stadium)**

**Arizona 7 (16-7,2-4 Pac-12)**

| Player                | ab        | r        | h        | rbi      | bb       | so        | po        | a        | lob      |
|-----------------------|-----------|----------|----------|----------|----------|-----------|-----------|----------|----------|
| Morimoto, Mitchell lf | 2         | 1        | 0        | 0        | 2        | 2         | 1         | 0        | 0        |
| Rivas, Alfonso 1b     | 5         | 0        | 3        | 4        | 0        | 1         | 9         | 2        | 0        |
| Oliva, Jared cf       | 3         | 0        | 0        | 0        | 1        | 0         | 3         | 0        | 3        |
| Matijevic, JI 2b      | 5         | 1        | 2        | 0        | 0        | 3         | 2         | 3        | 2        |
| Quintana, Nick 3b     | 3         | 1        | 0        | 0        | 2        | 1         | 0         | 0        | 2        |
| Voss, Cory dh         | 4         | 1        | 0        | 0        | 1        | 4         | 0         | 0        | 0        |
| Salazar, Cesar c      | 3         | 0        | 0        | 0        | 1        | 1         | 3         | 2        | 0        |
| Gieseke, Sawyer c     | 0         | 0        | 0        | 0        | 0        | 1         | 0         | 0        | 0        |
| Lewis, Kyle ss        | 3         | 1        | 0        | 0        | 0        | 1         | 2         | 1        | 1        |
| Martinez, Shane ss    | 1         | 1        | 1        | 0        | 0        | 0         | 0         | 0        | 0        |
| Stevenson, Cal rf     | 2         | 1        | 1        | 1        | 1        | 1         | 0         | 0        | 0        |
| Gomez, Rio p          | 0         | 0        | 0        | 0        | 0        | 0         | 1         | 0        | 0        |
| Faulkner, Landon p    | 0         | 0        | 0        | 0        | 0        | 0         | 0         | 0        | 0        |
| Gowens, Ryan p        | 0         | 0        | 0        | 0        | 0        | 0         | 0         | 0        | 0        |
| Romo, Seve p          | 0         | 0        | 0        | 0        | 0        | 0         | 1         | 0        | 0        |
| <b>Totals</b>         | <b>31</b> | <b>7</b> | <b>7</b> | <b>6</b> | <b>8</b> | <b>14</b> | <b>24</b> | <b>8</b> | <b>8</b> |

**Oregon State 11 (20-1,6-0 Pac-12)**

| Player              | ab        | r         | h         | rbi       | bb       | so       | po        | a        | lob      |
|---------------------|-----------|-----------|-----------|-----------|----------|----------|-----------|----------|----------|
| Madrigal, Nick 2b   | 5         | 1         | 2         | 1         | 0        | 0        | 1         | 3        | 1        |
| Anderson, Jack lf   | 5         | 3         | 3         | 1         | 0        | 0        | 0         | 0        | 0        |
| Kwan, Steven lf     | 0         | 0         | 0         | 0         | 0        | 0        | 1         | 0        | 0        |
| Harrison, KJ dh     | 5         | 2         | 3         | 1         | 0        | 2        | 0         | 0        | 1        |
| Larnach, Trevor rf  | 5         | 1         | 2         | 2         | 0        | 1        | 3         | 0        | 0        |
| Jones, Preston rf   | 0         | 0         | 0         | 0         | 0        | 0        | 0         | 0        | 0        |
| Grenier, Cadyn ss   | 3         | 0         | 0         | 0         | 1        | 1        | 3         | 2        | 0        |
| Atwood, Andy 3b     | 3         | 0         | 1         | 2         | 0        | 0        | 0         | 0        | 0        |
| Malone, Tyler ph    | 1         | 0         | 0         | 0         | 0        | 0        | 0         | 0        | 2        |
| Gretler, Michael 3b | 1         | 0         | 0         | 0         | 0        | 1        | 0         | 0        | 0        |
| Taylor, Zak 1b      | 4         | 2         | 1         | 0         | 0        | 0        | 4         | 0        | 3        |
| Rutschman, Adley c  | 4         | 1         | 1         | 0         | 0        | 1        | 14        | 0        | 0        |
| Cary, Elliott cf    | 4         | 1         | 2         | 3         | 0        | 0        | 1         | 0        | 0        |
| Thompson, Jake p    | 0         | 0         | 0         | 0         | 0        | 0        | 0         | 0        | 0        |
| Eisert, Brandon p   | 0         | 0         | 0         | 0         | 0        | 0        | 0         | 0        | 0        |
| Gambrell, Grant p   | 0         | 0         | 0         | 0         | 0        | 0        | 0         | 0        | 0        |
| Verburg, Mitchell p | 0         | 0         | 0         | 0         | 0        | 0        | 0         | 1        | 0        |
| Mulholland, Jake p  | 0         | 0         | 0         | 0         | 0        | 0        | 0         | 0        | 0        |
| <b>Totals</b>       | <b>40</b> | <b>11</b> | <b>15</b> | <b>10</b> | <b>1</b> | <b>6</b> | <b>27</b> | <b>6</b> | <b>7</b> |

| Score by Innings | 1 | 2 | 3 | 4 | 5 | 6 | 7 | 8 | 9 | R  | H  | E |
|------------------|---|---|---|---|---|---|---|---|---|----|----|---|
| Arizona          | 0 | 0 | 0 | 0 | 3 | 0 | 0 | 4 | 0 | 7  | 7  | 1 |
| Oregon State     | 3 | 0 | 0 | 2 | 1 | 3 | 2 | 0 | X | 11 | 15 | 0 |

E - Quintana, N.(11). DP - OSU 2. LOB - ARIZ 8; OSU 7. 2B - Rivas, A.(8); Matijevic(14); Madrigal 2(7); Harrison(7); Larnach(8); Cary(1). 3B - Cary(1). HBP - Morimoto, M.; Oliva, J.; Grenier. SF - Stevenson, C(2). SB - Atwood(2).

| Arizona          | ip  | h | r | er | bb | so | ab | bf | np |
|------------------|-----|---|---|----|----|----|----|----|----|
| Gomez, Rio       | 3.2 | 6 | 5 | 3  | 0  | 4  | 18 | 18 | 59 |
| Faulkner, Landon | 2.0 | 4 | 3 | 3  | 0  | 0  | 11 | 11 | 39 |
| Gowens, Ryan     | 0.1 | 3 | 2 | 2  | 1  | 0  | 4  | 5  | 25 |
| Romo, Seve       | 2.0 | 2 | 1 | 1  | 0  | 2  | 8  | 8  | 33 |

| Oregon State      | ip  | h | r | er | bb | so | ab | bf | np |
|-------------------|-----|---|---|----|----|----|----|----|----|
| Thompson, Jake    | 4.2 | 4 | 3 | 2  | 4  | 6  | 16 | 21 | 89 |
| Eisert, Brandon   | 2.1 | 2 | 2 | 2  | 3  | 5  | 8  | 11 | 49 |
| Gambrell, Grant   | 0.2 | 1 | 2 | 2  | 1  | 0  | 2  | 5  | 26 |
| Verburg, Mitchell | 0.1 | 1 | 0 | 0  | 0  | 0  | 2  | 2  | 4  |
| Mulholland, Jake  | 1.0 | 0 | 0 | 0  | 0  | 3  | 3  | 3  | 13 |

Win - Eisert (1-0). Loss - Gomez, R. (2-3). Save - None.  
 WP - Gowens, R.(3); Thompson(1). HBP - by Thompson (Oliva, J.); by Faulkner, L. (Grenier); by Gambrell (Morimoto, M.); PB - Rutschman(2). Inherited runners/scored: Faulkner, L. 1/0; Gowens, R. 1/1; Romo, S. 1/1; Eisert 3/1; Gambrell 2/2; Verburg 3/2. Pitches/strikes: Gomez, R. 59/49; Faulkner, L. 39/24; Gowens, R. 25/16; Romo, S. 33/20; Thompson 89/53; Eisert 49/28; Gambrell 26/14; Verburg 4/4; Mulholland 13/9.

Umpires - HP: Jeff Macias 1B: Carl Coles 2B: Billy Speck 3B: Travis Katzenmeier  
 Start: 11:05am Time: 3:36 Attendance: 2981  
 Weather: 53 Degrees, Cloudy  
 Gowens, R. faced 1 batter in the 7th.  
 Eisert faced 2 batters in the 8th.

**2017 Oregon State Baseball**  
**#1 Oregon State at Saint Mary's**  
**Mar 28, 2017 at Moraga, Calif. (Louis Guisto Field)**

**Oregon State 4 (21-1)**

| Player                | ab        | r        | h        | rbi      | bb       | so       | po        | a         | lob      |
|-----------------------|-----------|----------|----------|----------|----------|----------|-----------|-----------|----------|
| Madrigal, Nick ss     | 5         | 0        | 2        | 2        | 0        | 0        | 0         | 3         | 2        |
| Anderson, Jack rf     | 1         | 0        | 0        | 0        | 0        | 0        | 0         | 0         | 0        |
| Kwan, Steven rf       | 4         | 1        | 2        | 0        | 0        | 0        | 2         | 0         | 0        |
| Donahue, Christian lf | 3         | 0        | 0        | 0        | 2        | 4        | 0         | 1         | 0        |
| Larnach, Trevor dh    | 3         | 0        | 0        | 0        | 1        | 2        | 0         | 0         | 0        |
| Gretler, Michael c/1b | 4         | 0        | 2        | 1        | 0        | 0        | 3         | 1         | 0        |
| Cary, Elliott cf      | 2         | 0        | 0        | 0        | 0        | 1        | 0         | 1         | 0        |
| Taylor, Zak ph        | 1         | 0        | 0        | 0        | 1        | 0        | 0         | 0         | 0        |
| Jones, Preston cf     | 0         | 0        | 0        | 0        | 0        | 0        | 2         | 0         | 0        |
| Rutschman, Adley ph/c | 1         | 1        | 0        | 0        | 0        | 0        | 2         | 0         | 0        |
| Grenier, Cadyn 2b/3b  | 4         | 1        | 1        | 0        | 0        | 1        | 4         | 5         | 0        |
| Malone, Tyler 1b      | 3         | 0        | 2        | 0        | 1        | 0        | 8         | 1         | 1        |
| Armstrong, Andy pr/2b | 0         | 1        | 0        | 0        | 0        | 0        | 0         | 0         | 0        |
| Atwood, Andy 3b/cf    | 3         | 0        | 0        | 1        | 2        | 0        | 0         | 0         | 0        |
| Tweedt, Sam p         | 0         | 0        | 0        | 0        | 0        | 0        | 1         | 0         | 0        |
| Britton, Jordan p     | 0         | 0        | 0        | 0        | 0        | 0        | 0         | 0         | 0        |
| Eisert, Brandon p     | 0         | 0        | 0        | 0        | 0        | 0        | 1         | 0         | 0        |
| Engelbrekt, Max p     | 0         | 0        | 0        | 0        | 0        | 0        | 0         | 0         | 0        |
| Mulholland, Jake p    | 0         | 0        | 0        | 0        | 0        | 0        | 0         | 0         | 0        |
| <b>Totals</b>         | <b>34</b> | <b>4</b> | <b>9</b> | <b>4</b> | <b>3</b> | <b>9</b> | <b>27</b> | <b>11</b> | <b>7</b> |

**Saint Mary's 3 (17-7)**

| Player                   | ab        | r        | h         | rbi      | bb       | so       | po        | a         | lob       |
|--------------------------|-----------|----------|-----------|----------|----------|----------|-----------|-----------|-----------|
| FISKE, Joey cf           | 5         | 0        | 3         | 1        | 0        | 0        | 2         | 0         | 1         |
| RASSO, Brett lf          | 5         | 0        | 2         | 0        | 0        | 1        | 2         | 1         | 1         |
| KIRTLEY, Zach 3b         | 4         | 0        | 1         | 0        | 1        | 0        | 0         | 1         | 2         |
| THORESON, Jackson c      | 5         | 0        | 0         | 0        | 2        | 9        | 1         | 1         | 1         |
| HAUS, Edward 2b/ff       | 4         | 0        | 0         | 0        | 0        | 1        | 2         | 4         | 2         |
| MILAM, Kevin dh/p        | 3         | 2        | 2         | 1        | 1        | 0        | 0         | 0         | 0         |
| VRANESH, Joe rf          | 4         | 1        | 1         | 0        | 1        | 0        | 1         | 0         | 2         |
| THANE, Conor ss          | 0         | 0        | 0         | 0        | 0        | 1        | 0         | 0         | 0         |
| STEINBERG, Logan 1b      | 3         | 0        | 2         | 0        | 0        | 0        | 9         | 1         | 0         |
| ZALOUIMIS, Charles ss/2b | 3         | 0        | 0         | 1        | 0        | 0        | 1         | 2         | 1         |
| LOEPRICH, Conner p       | 0         | 0        | 0         | 0        | 0        | 0        | 1         | 3         | 0         |
| MADRIGAL, Ty p           | 0         | 0        | 0         | 0        | 0        | 0        | 0         | 0         | 0         |
| WALDICHUK, Ken p         | 0         | 0        | 0         | 0        | 0        | 0        | 0         | 0         | 0         |
| <b>Totals</b>            | <b>36</b> | <b>3</b> | <b>11</b> | <b>3</b> | <b>2</b> | <b>5</b> | <b>27</b> | <b>13</b> | <b>10</b> |

| Score by Innings | 1 | 2 | 3 | 4 | 5 | 6 | 7 | 8 | 9 | R | H  | E |
|------------------|---|---|---|---|---|---|---|---|---|---|----|---|
| Oregon State     | 0 | 0 | 0 | 1 | 0 | 0 | 0 | 0 | 3 | 4 | 9  | 1 |
| Saint Mary's     | 0 | 1 | 0 | 2 | 0 | 0 | 0 | 0 | 0 | 3 | 11 | 1 |

E - Tweedt(3); ZALOUIMIS(3). LOB - OSU 7; SMC 10. 2B - FISKE(4); STEINBERG(2). HR - MILAM(3). SH - Donahue(3); STEINBERG(1). SF - ZALOUIMIS(1). SB - FISKE(8).

| Oregon State     | ip  | h | r | er | bb | so | ab | bf | np |
|------------------|-----|---|---|----|----|----|----|----|----|
| Tweedt, Sam      | 3.2 | 7 | 3 | 3  | 1  | 2  | 16 | 19 | 61 |
| Britton, Jordan  | 0.1 | 1 | 0 | 0  | 0  | 0  | 2  | 2  | 9  |
| Eisert, Brandon  | 2.0 | 2 | 0 | 0  | 1  | 1  | 8  | 9  | 31 |
| Engelbrekt, Max  | 2.0 | 1 | 0 | 0  | 0  | 0  | 7  | 7  | 17 |
| Mulholland, Jake | 1.0 | 0 | 0 | 0  | 0  | 3  | 3  | 3  | 13 |

| Saint Mary's     | ip  | h | r | er | bb | so | ab | bf | np |
|------------------|-----|---|---|----|----|----|----|----|----|
| LOEPRICH, Conner | 5.0 | 4 | 1 | 1  | 0  | 4  | 18 | 19 | 73 |
| MADRIGAL, Ty     | 3.0 | 2 | 1 | 1  | 1  | 5  | 11 | 12 | 46 |
| MILAM, Kevin     | 0.2 | 1 | 2 | 2  | 0  | 0  | 3  | 5  | 29 |
| WALDICHUK, Ken   | 0.1 | 2 | 0 | 0  | 0  | 0  | 2  | 2  | 8  |

Win - Engelbrekt (2-0). Loss - MILAM (1-1). Save - Mulholland (2).  
 WP - Eisert(3). Inherited runners/scored: Britton 1/0; Eisert 1/0; MILAM 1/1; WALDICHUK 3/2. Pitches/strikes: Tweedt 61/39; Britton 9/6; Eisert 31/18; Engelbrekt 17/13; Mulholland 13/9; LOEPRICH 73/48; MADRIGAL 46/27; MILAM 29/13; WALDICHUK 8/5.

Umpires - HP: Sid Aguilar 1B: Barney Navarro 3B: Eric Martinez  
 Start: 3:03 pm Time: 2:59 Attendance: 550  
 Weather: 70 F, Clear, 10 mph to RC  
 Britton faced 1 batter in the 5th.  
 MADRIGAL faced 1 batter in the 9th.

**2017 Oregon State Baseball**  
**#1 Oregon State at #11 Stanford**  
**Mar 31, 2017 at Stanford, Calif. (Sunken Diamond)**

**Oregon State 3 (22-1,7-0 Pac-12)**

| Player                | ab        | r        | h        | rbi      | bb       | so        | po        | a         | lob      |
|-----------------------|-----------|----------|----------|----------|----------|-----------|-----------|-----------|----------|
| Madrigal, Nick ss     | 4         | 1        | 2        | 0        | 0        | 0         | 4         | 2         | 0        |
| Cary, Elliott cf      | 2         | 1        | 0        | 1        | 2        | 4         | 0         | 0         | 0        |
| Harrison, KJ dh       | 4         | 0        | 2        | 1        | 2        | 0         | 0         | 0         | 0        |
| Larnach, Trevor rf    | 4         | 0        | 1        | 1        | 0        | 2         | 0         | 0         | 0        |
| Jones, Preston rf     | 0         | 0        | 0        | 0        | 0        | 0         | 0         | 0         | 0        |
| Gretler, Michael 3b   | 3         | 0        | 0        | 0        | 1        | 0         | 1         | 2         | 0        |
| Donahue, Christian lf | 4         | 0        | 0        | 0        | 0        | 1         | 2         | 0         | 4        |
| Kwan, Steven lf       | 4         | 0        | 0        | 0        | 0        | 1         | 0         | 0         | 0        |
| Grenier, Cadyn 2b     | 4         | 0        | 1        | 0        | 0        | 2         | 6         | 0         | 0        |
| Rutschman, Adley c    | 3         | 0        | 0        | 1        | 1        | 2         | 1         | 1         | 0        |
| Taylor, Zak 1b        | 4         | 1        | 1        | 0        | 0        | 1         | 13        | 1         | 1        |
| Heimlich, Luke p      | 0         | 0        | 0        | 0        | 0        | 1         | 2         | 0         | 0        |
| <b>Totals</b>         | <b>32</b> | <b>3</b> | <b>7</b> | <b>3</b> | <b>4</b> | <b>10</b> | <b>27</b> | <b>15</b> | <b>9</b> |

**Stanford 1 (14-7,2-2 Pac-12)**

| Player                | ab        | r        | h        | rbi      | bb       | so       | po        | a         | lob      |
|-----------------------|-----------|----------|----------|----------|----------|----------|-----------|-----------|----------|
| Winaker, Matt 1b      | 2         | 0        | 0        | 0        | 0        | 1        | 0         | 1         | 0        |
| Hoerner, Nico ss      | 4         | 0        | 0        | 0        | 0        | 0        | 2         | 1         | 1        |
| Brodey, Quinn lf      | 4         | 0        | 1        | 0        | 0        | 1        | 0         | 0         | 1        |
| Castellanos, Chris dh | 0         | 0        | 0        | 0        | 0        | 0        | 0         | 0         | 0        |
| Bakst, Daniel ph/dh   | 4         | 0        | 1        | 0        | 0        | 0        | 0         | 0         | 0        |
| Dunlap, Alex c        | 3         | 0        | 0        | 0        | 1        | 0        | 10        | 0         | 0        |
| Kinamon, Duke 2b      | 4         | 0        | 0        | 0        | 0        | 2        | 7         | 3         | 0        |
| Diekroeger, Mikey 3b  | 2         | 1        | 0        | 0        | 1        | 0        | 0         | 3         | 0        |
| Wulff, Brandon rf     | 3         | 0        | 1        | 0        | 0        | 0        | 1         | 0         | 0        |
| Klein, Jack cf        | 2         | 0        | 1        | 0        | 0        | 0        | 2         | 0         | 0        |
| Bubic, Kris p         | 0         | 0        | 0        | 0        | 0        | 0        | 0         | 0         | 0        |
| Matthiessen, Will p   | 0         | 0        | 0        | 0        | 0        | 0        | 0         | 0         | 0        |
| <b>Totals</b>         | <b>28</b> | <b>1</b> | <b>4</b> | <b>1</b> | <b>2</b> | <b>3</b> | <b>27</b> | <b>12</b> | <b>5</b> |

| Score by Innings | 1 | 2 | 3 | 4 | 5 | 6 | 7 | 8 | 9 | R | H | E |
|------------------|---|---|---|---|---|---|---|---|---|---|---|---|
| Oregon State     | 1 | 0 | 0 | 0 | 1 | 0 | 0 | 0 | 1 | 3 | 7 | 0 |
| Stanford         | 0 | 0 | 0 | 0 | 1 | 0 | 0 | 0 | 0 | 1 | 4 | 2 |

E - Kinamon, D.(2); Bubic, K.(1). LOB - OSU 9; Stanford 5. 2B - Madrigal(8); Harrison(8); Larnach(9); Klein, J.(1). SH - Madrigal(3); Cary(1); Winaker, M.(3); Klein, J.(1). SF - Cary(1); Winaker, M.(2). SB - Grenier(4).

# 2017 OREGON STATE BASEBALL

## BOX SCORES

Twitter.com/BeaverBaseball  
 Instagram.com/BeaverBaseball  
 Facebook.com/OregonStateBaseball

### 2017 Oregon State Baseball #1 Oregon State at #11 Stanford Apr 02, 2017 at Stanford, Calif. (Sunken Diamond)

| Oregon State 7 (24-1,9-0 Pac-12) |    |   |   |     |    |    |    |    |     |  | Stanford 0 (14-9,2-4 Pac-12) |    |   |   |     |    |    |    |   |     |  |
|----------------------------------|----|---|---|-----|----|----|----|----|-----|--|------------------------------|----|---|---|-----|----|----|----|---|-----|--|
| Player                           | ab | r | h | rbi | bb | so | po | a  | lob |  | Player                       | ab | r | h | rbi | bb | so | po | a | lob |  |
| Madrigal, Nick ss                | 4  | 0 | 1 | 0   | 0  | 1  | 1  | 3  | 0   |  | Winaker, Matt 1b             | 4  | 0 | 2 | 0   | 0  | 0  | 6  | 0 | 1   |  |
| Kwan, Steven cf/lf               | 4  | 0 | 1 | 1   | 0  | 0  | 4  | 0  | 0   |  | Hoerner, Nico ss             | 4  | 0 | 2 | 0   | 0  | 0  | 3  | 2 | 1   |  |
| Harrison, KJ dh                  | 4  | 0 | 1 | 0   | 0  | 1  | 0  | 0  | 1   |  | Brodey, Quinn rf             | 4  | 0 | 1 | 0   | 0  | 0  | 1  | 0 | 1   |  |
| Larnach, Trevor rf               | 4  | 0 | 0 | 0   | 1  | 1  | 0  | 0  | 0   |  | Bubic, Kris dh               | 0  | 0 | 0 | 0   | 0  | 0  | 0  | 0 | 0   |  |
| Jones, Preston rf                | 0  | 0 | 0 | 0   | 0  | 3  | 0  | 0  | 0   |  | Bakst, Daniel ph/dh          | 4  | 0 | 1 | 0   | 0  | 1  | 0  | 0 | 0   |  |
| Gretler, Michael 3b              | 4  | 1 | 1 | 0   | 0  | 1  | 0  | 0  | 0   |  | Diekroeger, Mikey 3b         | 4  | 0 | 0 | 0   | 0  | 2  | 1  | 3 |     |  |
| Grenier, Cady 2b                 | 4  | 2 | 2 | 2   | 0  | 1  | 0  | 3  | 0   |  | Dunlap, Alex c               | 4  | 0 | 0 | 0   | 0  | 1  | 4  | 1 | 1   |  |
| Anderson, Jack lf                | 2  | 1 | 0 | 0   | 0  | 1  | 0  | 0  | 0   |  | Kinamon, Duke 2b             | 4  | 0 | 1 | 0   | 0  | 1  | 5  | 2 | 1   |  |
| Cary, Elliott cf                 | 1  | 0 | 0 | 0   | 0  | 1  | 0  | 0  | 0   |  | Klein, Jack cf               | 3  | 0 | 1 | 0   | 0  | 1  | 1  | 0 | 0   |  |
| Taylor, Zak 1b                   | 3  | 2 | 1 | 1   | 0  | 0  | 10 | 0  | 0   |  | Handley, Maverick ph         | 1  | 0 | 0 | 0   | 0  | 0  | 0  | 0 | 0   |  |
| Rutschman, Adley c               | 1  | 1 | 1 | 3   | 0  | 0  | 5  | 3  | 0   |  | Daschbach, Andrew lf         | 4  | 0 | 1 | 0   | 0  | 2  | 5  | 0 | 1   |  |
| Thompson, Jake p                 | 0  | 0 | 0 | 0   | 0  | 0  | 1  | 0  | 0   |  | Castellanos, Chris p         | 0  | 0 | 0 | 0   | 0  | 0  | 2  | 0 | 0   |  |
| Engelbrekt, Max p                | 0  | 0 | 0 | 0   | 0  | 0  | 1  | 0  | 0   |  | Totals                       | 36 | 0 | 9 | 0   | 0  | 6  | 27 | 8 | 9   |  |
| Hickey, Mitch p                  | 0  | 0 | 0 | 0   | 0  | 0  | 0  | 0  | 0   |  |                              |    |   |   |     |    |    |    |   |     |  |
| Totals                           | 31 | 7 | 8 | 7   | 0  | 4  | 27 | 11 | 1   |  |                              |    |   |   |     |    |    |    |   |     |  |

| Score by Innings | 1 | 2 | 3 | 4 | 5 | 6 | 7 | 8 | 9 | R | H | E |
|------------------|---|---|---|---|---|---|---|---|---|---|---|---|
| Oregon State     | 0 | 0 | 1 | 0 | 0 | 1 | 4 | 0 | 1 | 7 | 8 | 2 |
| Stanford         | 0 | 0 | 0 | 0 | 0 | 0 | 0 | 0 | 0 | 0 | 9 | 2 |

| Oregon State    | ip  | h | r | er | bb | so | ab | bf | np | Stanford           | ip  | h | r | er | bb | so | ab | bf | np  |
|-----------------|-----|---|---|----|----|----|----|----|----|--------------------|-----|---|---|----|----|----|----|----|-----|
| Thompson, Jake  | 7.0 | 7 | 0 | 0  | 0  | 6  | 29 | 29 | 94 | Castellanos, Chris | 9.0 | 8 | 7 | 3  | 0  | 4  | 31 | 35 | 111 |
| Engelbrekt, Max | 1.0 | 1 | 0 | 0  | 0  | 0  | 3  | 3  | 16 |                    |     |   |   |    |    |    |    |    |     |
| Hickey, Mitch   | 1.0 | 1 | 0 | 0  | 0  | 0  | 4  | 4  | 21 |                    |     |   |   |    |    |    |    |    |     |

Win - Thompson (6-0). Loss - Castellanos (4-1). Save - None.  
 WP - Castellanos(1). Inherited runners/scored: Engelbrekt 1/0. Pitches/strikes: Thompson 94/67; Engelbrekt 16/12; Hickey 21/12; Castellanos 111/72.  
 Umpires - HP: Randy Sutton 1B: Frank Pflugradt 2B: Joe Burleson 3B: Jason Rogers  
 Start: 1:05pm Time: 2:31 Attendance: 1867  
 Weather: So Sunny  
 Thompson faced 1 batter in the 8th.

### 2017 Oregon State Baseball #1 Oregon State at Portland Apr 04, 2017 at Portland, Ore. (Joe Etzel Field)

| Oregon State 4 (25-1) |    |   |   |     |    |    |    |   |     |  | Portland 3 (6-22)    |    |   |   |     |    |    |    |   |     |  |
|-----------------------|----|---|---|-----|----|----|----|---|-----|--|----------------------|----|---|---|-----|----|----|----|---|-----|--|
| Player                | ab | r | h | rbi | bb | so | po | a | lob |  | Player               | ab | r | h | rbi | bb | so | po | a | lob |  |
| Madrigal, Nick ss     | 3  | 0 | 0 | 0   | 1  | 0  | 1  | 1 | 0   |  | KELLY, Matt ss       | 4  | 0 | 1 | 0   | 0  | 3  | 1  | 1 | 3   |  |
| Kwan, Steven cf       | 3  | 0 | 0 | 0   | 1  | 2  | 0  | 2 | 0   |  | BRUNDAGE, Beau cf    | 4  | 0 | 0 | 0   | 0  | 2  | 2  | 0 | 0   |  |
| Cary, Elliott cf      | 0  | 0 | 0 | 0   | 0  | 1  | 0  | 0 | 0   |  | KOPAS, Devin dh      | 4  | 0 | 0 | 0   | 0  | 2  | 0  | 0 | 0   |  |
| Harrison, KJ dh       | 4  | 0 | 0 | 0   | 0  | 2  | 0  | 0 | 1   |  | WADE, Kevin 1b       | 4  | 1 | 1 | 0   | 0  | 1  | 9  | 0 | 1   |  |
| Larnach, Trevor rf    | 4  | 1 | 1 | 0   | 0  | 1  | 0  | 0 | 0   |  | ARPAN, Chris rf      | 3  | 2 | 1 | 1   | 0  | 2  | 3  | 0 | 0   |  |
| Jones, Preston rf     | 0  | 0 | 0 | 0   | 0  | 0  | 0  | 0 | 0   |  | HAWKEN, Cody lf      | 4  | 0 | 1 | 1   | 0  | 3  | 2  | 0 | 0   |  |
| Gretler, Michael c/1b | 4  | 1 | 1 | 0   | 0  | 1  | 9  | 1 | 0   |  | HOOGERWERF, Ryan 3b  | 4  | 0 | 0 | 0   | 0  | 3  | 0  | 3 | 0   |  |
| Donahue, Christian lf | 2  | 0 | 0 | 0   | 2  | 1  | 0  | 0 | 0   |  | ELSK, Dutton c       | 2  | 0 | 0 | 0   | 1  | 2  | 9  | 0 | 0   |  |
| Anderson, Jack ph/lf  | 2  | 1 | 1 | 0   | 0  | 0  | 0  | 0 | 0   |  | FORGIONE, Michael 2b | 2  | 0 | 0 | 1   | 1  | 0  | 1  | 2 | 0   |  |
| Grenier, Cady 2b      | 3  | 1 | 1 | 2   | 1  | 0  | 1  | 0 | 0   |  | BUDNICK, Tate p      | 0  | 0 | 0 | 0   | 0  | 0  | 0  | 1 | 0   |  |
| Taylor, Zak 1b        | 2  | 0 | 1 | 0   | 0  | 1  | 2  | 0 | 0   |  | MILLER, Grady p      | 0  | 0 | 0 | 0   | 0  | 0  | 0  | 0 | 0   |  |
| Rutschman, Adley ph/c | 2  | 0 | 1 | 2   | 0  | 1  | 9  | 0 | 0   |  | HORAK, Jordan p      | 0  | 0 | 0 | 0   | 0  | 0  | 0  | 0 | 0   |  |
| Atwood, Andy 3b       | 4  | 0 | 1 | 0   | 1  | 0  | 1  | 2 | 0   |  | LUCKENBACH, Marty p  | 0  | 0 | 0 | 0   | 0  | 0  | 0  | 0 | 0   |  |
| Tweedt, Sam p         | 0  | 0 | 0 | 0   | 0  | 0  | 0  | 0 | 0   |  | Totals               | 31 | 3 | 4 | 3   | 2  | 18 | 27 | 7 | 4   |  |
| Gambrell, Grant p     | 0  | 0 | 0 | 0   | 0  | 0  | 0  | 0 | 0   |  |                      |    |   |   |     |    |    |    |   |     |  |
| Eisert, Brandon p     | 0  | 0 | 0 | 0   | 0  | 0  | 0  | 0 | 0   |  |                      |    |   |   |     |    |    |    |   |     |  |
| Mulholland, Jake p    | 0  | 0 | 0 | 0   | 0  | 0  | 0  | 0 | 0   |  |                      |    |   |   |     |    |    |    |   |     |  |
| Totals                | 33 | 4 | 7 | 4   | 3  | 9  | 27 | 3 | 5   |  |                      |    |   |   |     |    |    |    |   |     |  |

| Score by Innings | 1 | 2 | 3 | 4 | 5 | 6 | 7 | 8 | 9 | R | H | E |
|------------------|---|---|---|---|---|---|---|---|---|---|---|---|
| Oregon State     | 0 | 2 | 0 | 0 | 0 | 2 | 0 | 0 | 0 | 4 | 7 | 0 |
| Portland         | 0 | 1 | 0 | 2 | 0 | 0 | 0 | 0 | 0 | 3 | 4 | 0 |

| Oregon State     | ip  | h | r | er | bb | so | ab | bf | np                | Portland      | ip  | h | r | er | bb | so | ab | bf | np |
|------------------|-----|---|---|----|----|----|----|----|-------------------|---------------|-----|---|---|----|----|----|----|----|----|
| Tweedt, Sam      | 3.1 | 3 | 2 | 2  | 0  | 4  | 13 | 13 | 52                | BUDNICK, Tate | 5.0 | 4 | 2 | 2  | 2  | 4  | 18 | 20 | 90 |
| Gambrell, Grant  | 0.0 | 0 | 1 | 1  | 0  | 0  | 0  | 1  | 2                 | MILLER, Grady | 1.0 | 3 | 2 | 2  | 1  | 2  | 6  | 7  | 25 |
| Eisert, Brandon  | 3.1 | 1 | 0 | 2  | 9  | 11 | 13 | 63 | HORAK, Jordan     | 2.0           | 0   | 0 | 0 | 2  | 6  | 6  | 29 |    |    |
| Mulholland, Jake | 2.1 | 0 | 0 | 0  | 0  | 5  | 7  | 28 | LUCKENBACH, Marty | 1.0           | 0   | 0 | 0 | 0  | 1  | 3  | 3  | 14 |    |

Win - Eisert (3-0). Loss - MILLER, G (1-5). Save - Mulholland (3).  
 WP - BUDNICK, T(4). HBP - by Gambrell (ARPAN, C). Inherited runners/scored: Gambrell 1/0; Eisert 2/2.  
 Pitches/strikes: Tweedt 52/30; Gambrell 2/0; Eisert 63/36; Mulholland 28/22; BUDNICK, T 90/58; MILLER, G 25/16; HORAK, J 29/17; LUCKENBACH, M 14/11.  
 Umpires - HP: Brent Cunningham 1B: Joe Penna 3B: Russ Waterman  
 Start: 6:00 PM Time: 3:13 Attendance: 1300  
 Weather: Clouds, lingering showers  
 Gambrell faced 1 batter in the 4th.

### 2017 Oregon State Baseball Utah at #1 Oregon State Apr 07, 2017 at Corvallis, Ore. (Goss Stadium)

| Utah 4 (12-14,3-7 Pac-12) |    |   |    |     |    |    |    |   |     |  | Oregon State 5 (26-1,10-0 Pac-12) |    |   |    |     |    |    |    |    |     |  |
|---------------------------|----|---|----|-----|----|----|----|---|-----|--|-----------------------------------|----|---|----|-----|----|----|----|----|-----|--|
| Player                    | ab | r | h  | rbi | bb | so | po | a | lob |  | Player                            | ab | r | h  | rbi | bb | so | po | a  | lob |  |
| Keirsey Jr., DaShawn cf   | 5  | 0 | 2  | 0   | 1  | 1  | 0  | 1 | 0   |  | Madrigal, Nick ss                 | 5  | 1 | 1  | 0   | 0  | 1  | 2  | 2  | 0   |  |
| Dunn, Oliver 2b           | 5  | 0 | 0  | 0   | 2  | 2  | 1  | 3 | 0   |  | Anderson, Jack lf                 | 4  | 1 | 0  | 0   | 1  | 0  | 2  | 0  | 2   |  |
| Carroll, Dallas 3b        | 5  | 0 | 0  | 0   | 0  | 1  | 3  | 1 | 0   |  | Jones, Preston pr                 | 0  | 1 | 0  | 0   | 0  | 0  | 0  | 0  | 0   |  |
| Simmons, Hunter 1b        | 2  | 1 | 1  | 0   | 2  | 0  | 7  | 1 | 0   |  | Harrison, KJ dh                   | 5  | 1 | 2  | 0   | 0  | 1  | 0  | 0  | 0   |  |
| Gulden, Wade dh           | 3  | 0 | 0  | 0   | 3  | 0  | 1  | 0 | 0   |  | Larnach, Trevor rf                | 3  | 0 | 1  | 0   | 2  | 3  | 0  | 0  | 0   |  |
| Anderson, Chandler ph     | 1  | 0 | 0  | 0   | 1  | 0  | 0  | 0 | 0   |  | Kwan, Steven ph/lf                | 2  | 0 | 1  | 0   | 0  | 0  | 0  | 0  | 0   |  |
| Moeller, Zack c           | 4  | 0 | 1  | 0   | 1  | 7  | 1  | 1 | 0   |  | Gretler, Michael 3b               | 4  | 0 | 1  | 0   | 0  | 1  | 0  | 0  | 0   |  |
| McNally, Connor pr        | 0  | 1 | 0  | 0   | 0  | 0  | 0  | 0 | 0   |  | Grenier, Cady 2b                  | 3  | 0 | 1  | 0   | 0  | 2  | 0  | 2  | 0   |  |
| Isola, Alex c             | 0  | 0 | 0  | 0   | 0  | 1  | 0  | 0 | 0   |  | Cary, Elliott cf                  | 3  | 1 | 1  | 0   | 0  | 1  | 3  | 2  | 1   |  |
| Rose, Josh rf             | 3  | 1 | 2  | 1   | 0  | 2  | 0  | 0 | 0   |  | Atwood, Andy ph/cf                | 1  | 0 | 1  | 0   | 0  | 0  | 0  | 0  | 0   |  |
| Foscalina, Dominic lf     | 4  | 0 | 3  | 0   | 0  | 3  | 0  | 0 | 0   |  | Taylor, Zak 1b                    | 4  | 0 | 1  | 0   | 0  | 2  | 6  | 2  | 2   |  |
| Kelly, Ellis ss           | 4  | 1 | 2  | 0   | 0  | 2  | 0  | 1 | 0   |  | Rutschman, Adley c                | 4  | 0 | 1  | 0   | 0  | 10 | 0  | 0  | 0   |  |
| Rose, Jayson p            | 0  | 0 | 0  | 0   | 0  | 1  | 0  | 0 | 0   |  | Heimlich, Luke p                  | 0  | 0 | 0  | 0   | 0  | 0  | 2  | 0  | 0   |  |
| Drachler, Dylan p         | 0  | 0 | 0  | 0   | 0  | 1  | 0  | 0 | 0   |  | Engelbrekt, Max p                 | 0  | 0 | 0  | 0   | 0  | 0  | 0  | 1  | 0   |  |
| Totals                    | 36 | 4 | 10 | 4   | 3  | 10 | 26 | 7 | 8   |  | Verburg, Mitchell p               | 0  | 0 | 0  | 0   | 0  | 0  | 0  | 0  | 0   |  |
|                           |    |   |    |     |    |    |    |   |     |  | Mulholland, Jake p                | 0  | 0 | 0  | 0   | 0  | 0  | 1  | 0  | 0   |  |
|                           |    |   |    |     |    |    |    |   |     |  | Totals                            | 38 | 5 | 10 | 3   | 1  | 9  | 27 | 10 | 9   |  |

| Score by Innings | 1 | 2 | 3 | 4 | 5 | 6 | 7 | 8 | 9 | R | H  | E |
|------------------|---|---|---|---|---|---|---|---|---|---|----|---|
| Utah             | 0 | 0 | 0 | 0 | 1 | 0 | 1 | 2 | 0 | 4 | 10 | 4 |
| Oregon State     | 2 | 0 | 0 | 1 | 0 | 0 | 0 | 1 | 1 | 5 | 10 | 2 |

| Oregon State      | ip  | h | r | er | bb | so | ab | bf | np | Utah            | ip  | h | r | er | bb | so | ab | bf | np  |
|-------------------|-----|---|---|----|----|----|----|----|----|-----------------|-----|---|---|----|----|----|----|----|-----|
| Heimlich, Luke    | 6.2 | 6 | 2 | 2  | 2  | 8  | 25 | 27 | 98 | Rose, Jayson    | 7.0 | 5 | 3 | 2  | 1  | 8  | 27 | 29 | 118 |
| Engelbrekt, Max   | 0.2 | 1 | 0 | 0  | 0  | 0  | 3  | 3  | 11 | Drachler, Dylan | 1.2 | 5 | 2 | 1  | 0  | 1  | 11 | 11 | 57  |
| Verburg, Mitchell | 0.0 | 0 | 1 | 1  | 1  | 0  | 0  | 1  | 4  |                 |     |   |   |    |    |    |    |    |     |
| Mulholland, Jake  | 1.2 | 3 | 1 | 1  | 0  | 2  | 8  | 8  | 32 |                 |     |   |   |    |    |    |    |    |     |

Win - Mulholland (3-0). Loss - Drachler (0-2). Save - None.  
 WP - Rose, Jayson 2(3); Engelbrekt(1). HBP - by Rose, Jayson (Grenier). Inherited runners/scored: Engelbrekt 1/1;  
 Mulholland 1/1. Pitches/strikes: Rose, Jayson 118/73; Drachler 57/37; Heimlich 98/64; Engelbrekt 11/7; Verburg 4/0;  
 Mulholland 32/20.  
 Umpires - HP: Ramon Armendariz 1B: Joe Maiden 2B: Jeff Macias 3B: Gary DiFabio  
 Start: 5:40pm Time: 3:25 Attendance: 2912  
 Weather: 55 Degrees, Cloudy  
 Verburg faced 1 batter in the 8th.

### 2017 Oregon State Baseball Utah at #1 Oregon State Apr 08, 2017 at Corvallis, Ore. (Goss Stadium)

| Utah 4 (12-15,3-8 Pac-12) |    |   |   |     |    |    |    |   |     |  | Oregon State 5 (27-1,11-0 Pac-12) |    |   |   |     |    |    |    |   |     |  |
|---------------------------|----|---|---|-----|----|----|----|---|-----|--|-----------------------------------|----|---|---|-----|----|----|----|---|-----|--|
| Player                    | ab | r | h | rbi | bb | so | po | a | lob |  | Player                            | ab | r | h | rbi | bb | so | po | a | lob |  |
| Keirsey Jr., DaShawn cf   | 7  | 1 | 2 | 0   | 1  | 0  | 8  | 0 | 0   |  | Madrigal, Nick ss                 | 7  | 1 | 2 | 1   | 0  | 0  | 8  |   |     |  |

2017 Oregon State Baseball  
 Utah at #1 Oregon State  
 Apr 09, 2017 at Corvallis, Ore. (Goss Stadium)

| Utah 1 (12-16,3-9 Pac-12) |    |   |   |     |    |    |    |   |     |  | Oregon State 5 (28-1,12-0 Pac-12) |    |   |   |     |    |    |    |    |     |   |  |
|---------------------------|----|---|---|-----|----|----|----|---|-----|--|-----------------------------------|----|---|---|-----|----|----|----|----|-----|---|--|
| Player                    | ab | r | h | rbi | bb | so | po | a | lob |  | Player                            | ab | r | h | rbi | bb | so | po | a  | lob |   |  |
| Keirseay Jr., DaShawn cf  | 3  | 0 | 1 | 1   | 1  | 3  | 0  | 0 | 0   |  | Madrigal, Nick ss                 | 4  | 1 | 3 | 1   | 0  | 0  | 3  | 3  | 0   | 0 |  |
| Dunn, Oliver 2b           | 4  | 0 | 0 | 0   | 0  | 1  | 1  | 1 | 0   |  | Kwan, Steven lf                   | 3  | 0 | 0 | 0   | 0  | 0  | 0  | 0  | 0   | 1 |  |
| Carroll, Dallas 3b        | 2  | 0 | 0 | 0   | 1  | 0  | 3  | 0 | 0   |  | Grenier, Cady 2b                  | 3  | 1 | 1 | 3   | 1  | 2  | 4  | 5  | 0   | 0 |  |
| Simmons, Hunter 1b        | 4  | 0 | 0 | 0   | 1  | 6  | 0  | 0 | 0   |  | Harrison, KJ 1b                   | 2  | 1 | 1 | 1   | 2  | 0  | 10 | 0  | 0   | 0 |  |
| Gulden, Wade dh           | 4  | 0 | 0 | 0   | 1  | 0  | 0  | 2 | 0   |  | Atwood, Andy cf                   | 2  | 0 | 0 | 0   | 1  | 1  | 1  | 0  | 0   | 0 |  |
| Moeller, Zack c           | 3  | 0 | 0 | 0   | 1  | 7  | 1  | 1 | 0   |  | Donahue, Christian ph             | 1  | 0 | 0 | 0   | 0  | 0  | 0  | 0  | 0   | 2 |  |
| Rose, Josh rf             | 2  | 1 | 0 | 0   | 1  | 3  | 0  | 0 | 0   |  | Cary, Elliott cf                  | 0  | 0 | 0 | 0   | 0  | 0  | 0  | 0  | 0   | 0 |  |
| Anderson, Chandler lf     | 2  | 0 | 0 | 0   | 0  | 3  | 0  | 0 | 0   |  | Rutschman, Adley c                | 4  | 0 | 0 | 0   | 1  | 7  | 0  | 1  | 0   | 0 |  |
| Kelly, Ellis ss           | 2  | 0 | 0 | 0   | 2  | 1  | 2  | 0 | 0   |  | Gretler, Michael 3b               | 4  | 0 | 1 | 0   | 0  | 0  | 1  | 1  | 0   | 0 |  |
| Schuman, Max ph           | 1  | 0 | 0 | 0   | 1  | 0  | 0  | 0 | 0   |  | Taylor, Zak dh                    | 3  | 0 | 0 | 0   | 1  | 0  | 0  | 0  | 2   | 0 |  |
| Hoffman, Kyle ss          | 0  | 0 | 0 | 0   | 0  | 0  | 0  | 0 | 0   |  | Larnach, Trevor ph                | 1  | 0 | 0 | 0   | 1  | 0  | 0  | 0  | 0   | 0 |  |
| Laplana, Josh p           | 0  | 0 | 0 | 0   | 0  | 0  | 1  | 0 | 0   |  | Anderson, Jack rf                 | 3  | 2 | 2 | 0   | 0  | 0  | 2  | 0  | 0   | 0 |  |
| Johnson, SpencerKev. p    | 0  | 0 | 0 | 0   | 0  | 0  | 0  | 0 | 0   |  | Thompson, Jake p                  | 0  | 0 | 0 | 0   | 0  | 0  | 0  | 1  | 0   | 0 |  |
| Totals                    | 27 | 1 | 1 | 1   | 3  | 8  | 24 | 8 | 4   |  | Hickey, Mitch p                   | 0  | 0 | 0 | 0   | 0  | 0  | 0  | 0  | 0   | 0 |  |
|                           |    |   |   |     |    |    |    |   |     |  | Totals                            | 30 | 5 | 8 | 5   | 4  | 6  | 27 | 10 | 6   |   |  |

| Score by Innings | 1 | 2 | 3 | 4 | 5 | 6 | 7 | 8 | 9 | R | H | E |
|------------------|---|---|---|---|---|---|---|---|---|---|---|---|
| Utah             | 0 | 0 | 1 | 0 | 0 | 0 | 0 | 0 | 0 | 1 | 1 | 0 |
| Oregon State     | 0 | 0 | 3 | 1 | 1 | 0 | 0 | 0 | X | 5 | 8 | 0 |

DP - OSU 1. LOB - UTAH 4; OSU 6. 2B - Keirseay(6); Madrigal(11). HR - Grenier(4); Harrison(3). HBP - Carroll, Dls. SH - Anderson, C.(3); Kwan(6). CS - Madrigal(2).

| Utah                 | ip  | h | r | er | bb | so | ab | bf  | np | Oregon State   | ip  | h | r | er | bb | so | ab | bf | np  |  |
|----------------------|-----|---|---|----|----|----|----|-----|----|----------------|-----|---|---|----|----|----|----|----|-----|--|
| Laplana, Josh        | 6.0 | 7 | 5 | 2  | 5  | 24 | 27 | 118 |    | Thompson, Jake | 8.1 | 1 | 1 | 1  | 3  | 7  | 25 | 30 | 123 |  |
| Johnson, SpencerKev. | 2.0 | 1 | 0 | 0  | 2  | 1  | 6  | 8   | 30 | Hickey, Mitch  | 0.2 | 0 | 0 | 0  | 0  | 1  | 2  | 2  | 9   |  |

Win - Thompson (7-0). Loss - Laplana (2-4). Save - Hickey (1).  
 WP - Thompson(2). HBP - by Thompson (Carroll, Dls). Inherited runners/scored: Hickey 2/0. Pitches/strikes: Laplana 118/73; Johnson,S.K. 30/15; Thompson 123/76; Hickey 9/5.

Umpires - HP: Jeff Macias 1B: Gary DiFablo 2B: Ramon Armerdiaz 3B: Joe Maiden  
 Start: 1:05pm Time: 2:38 Attendance: 3250  
 Weather: 55 Degrees, Mostly Sunny

2017 Oregon State Baseball  
 #1 Oregon State at #30 Washington  
 Apr 13, 2017 at Seattle, Wash. (Husky Ballpark)

| Oregon State 2 (28-2,12-1) |    |   |    |     |    |    |    |    |     |  | Washington 3 (20-12,7-3) |    |   |   |     |    |    |    |   |     |   |  |
|----------------------------|----|---|----|-----|----|----|----|----|-----|--|--------------------------|----|---|---|-----|----|----|----|---|-----|---|--|
| Player                     | ab | r | h  | rbi | bb | so | po | a  | lob |  | Player                   | ab | r | h | rbi | bb | so | po | a | lob |   |  |
| Madrigal, Nick ss          | 5  | 2 | 3  | 0   | 0  | 1  | 0  | 3  | 2   |  | Jordan, Levi 2b          | 4  | 0 | 0 | 0   | 0  | 0  | 0  | 0 | 4   | 4 |  |
| Anderson, Jack rf          | 5  | 0 | 1  | 0   | 0  | 2  | 0  | 0  | 3   |  | Meggs, Jack cf           | 4  | 1 | 1 | 0   | 0  | 1  | 1  | 0 | 1   | 0 |  |
| Harrison, KJ 1b            | 4  | 0 | 2  | 1   | 1  | 1  | 8  | 0  | 0   |  | Hubbs, MJ rf             | 2  | 0 | 1 | 0   | 0  | 1  | 2  | 0 | 0   | 0 |  |
| Jones, Preston pr          | 0  | 0 | 0  | 0   | 0  | 0  | 0  | 0  | 0   |  | Morgan, Joey c           | 3  | 1 | 0 | 0   | 1  | 2  | 10 | 1 | 2   |   |  |
| Larnach, Trevor dh         | 5  | 0 | 1  | 1   | 0  | 2  | 0  | 0  | 0   |  | MacIver, Willie 3b       | 3  | 1 | 2 | 1   | 1  | 0  | 1  | 0 | 0   | 0 |  |
| Gretler, Michael 3b        | 5  | 0 | 0  | 0   | 2  | 2  | 2  | 1  | 0   |  | Brady, K.J. pr           | 0  | 0 | 0 | 0   | 0  | 0  | 0  | 0 | 0   | 0 |  |
| Donahue, Christian lf      | 3  | 0 | 1  | 0   | 1  | 1  | 0  | 0  | 2   |  | Baird, Ben 3b            | 0  | 0 | 0 | 0   | 0  | 0  | 0  | 0 | 0   | 0 |  |
| Grenier, Cady 2b           | 4  | 0 | 1  | 0   | 0  | 1  | 2  | 1  | 3   |  | Kahle, Nick lf           | 3  | 0 | 1 | 0   | 0  | 2  | 1  | 0 | 0   | 1 |  |
| Rutschman, Adley c         | 3  | 0 | 1  | 0   | 0  | 11 | 2  | 0  | 0   |  | London, Kyle lf          | 0  | 0 | 0 | 0   | 0  | 0  | 0  | 0 | 0   | 0 |  |
| Kwan, Steven cf            | 3  | 0 | 1  | 0   | 0  | 1  | 0  | 1  | 0   |  | Naff, John 1b            | 3  | 0 | 0 | 0   | 1  | 1  | 7  | 0 | 1   | 0 |  |
| Heimlich, Luke p           | 0  | 0 | 0  | 0   | 0  | 0  | 2  | 0  | 0   |  | Cushing, Josh dh         | 3  | 0 | 1 | 0   | 0  | 2  | 0  | 0 | 0   | 1 |  |
| Gambrell, Grant p          | 0  | 0 | 0  | 0   | 0  | 0  | 0  | 0  | 0   |  | Matuszak, Gage ph        | 1  | 0 | 0 | 0   | 1  | 0  | 0  | 0 | 0   | 0 |  |
| Verburg, Mitchell p        | 0  | 0 | 0  | 0   | 0  | 0  | 0  | 0  | 0   |  | Graffanino, AJ ss        | 3  | 0 | 2 | 0   | 0  | 0  | 1  | 0 | 0   | 0 |  |
| Totals                     | 37 | 2 | 11 | 2   | 3  | 10 | 24 | 10 | 12  |  | Micheles, Chris p        | 0  | 0 | 0 | 0   | 0  | 1  | 0  | 0 | 0   | 0 |  |
|                            |    |   |    |     |    |    |    |    |     |  | Bremer, Noah p           | 0  | 0 | 0 | 0   | 0  | 0  | 1  | 0 | 0   | 0 |  |
|                            |    |   |    |     |    |    |    |    |     |  | Totals                   | 29 | 3 | 8 | 1   | 3  | 10 | 27 | 7 | 10  |   |  |

| Score by Innings | 1 | 2 | 3 | 4 | 5 | 6 | 7 | 8 | 9 | R | H  | E |
|------------------|---|---|---|---|---|---|---|---|---|---|----|---|
| Oregon State     | 1 | 0 | 0 | 0 | 0 | 0 | 0 | 0 | 1 | 2 | 11 | 2 |
| Washington       | 0 | 0 | 0 | 0 | 0 | 3 | 0 | 0 | X | 3 | 8  | 1 |

E - Madrigal(4); Verburg(1); Morgan(1). LOB - OSU 12; Washington 10. 2B - Madrigal(12); Larnach(10); Rutschman(3); Meggs(10); MacIver 2(7). 3B - Madrigal(2). HBP - Hubbs. SH - Rutschman(2); Jordan(3); Hubbs(3); London(3); Graffanino(5). SB - Madrigal(9); Kwan(4); Hubbs(7); MacIver(1).

| Oregon State      | ip  | h | r | er | bb | so | ab | bf | np  | Washington      | ip  | h | r | er | bb | so | ab | bf | np  |  |
|-------------------|-----|---|---|----|----|----|----|----|-----|-----------------|-----|---|---|----|----|----|----|----|-----|--|
| Heimlich, Luke    | 6.1 | 7 | 3 | 1  | 2  | 7  | 23 | 28 | 100 | Micheles, Chris | 1.0 | 2 | 1 | 1  | 2  | 1  | 5  | 7  | 24  |  |
| Gambrell, Grant   | 0.1 | 0 | 0 | 0  | 0  | 1  | 1  | 2  | 11  | Bremer, Noah    | 8.0 | 9 | 1 | 1  | 1  | 9  | 32 | 34 | 134 |  |
| Verburg, Mitchell | 1.1 | 1 | 0 | 0  | 1  | 2  | 5  | 7  | 31  |                 |     |   |   |    |    |    |    |    |     |  |

Win - Bremer (4-2). Loss - Heimlich (5-1). Save - None.  
 WP - Bremer(3). HBP - by Gambrell (Hubbs). Inherited runners/scored: Gambrell 1/0; Verburg 2/0. Pitches/strikes: Heimlich 100/69; Gambrell 11/5; Verburg 31/20; Micheles, C. 24/11; Bremer 134/85.

Umpires - HP: Scott Letendre 1B: Shawn Rakos 2B: Kendall Snyder 3B: Will Thornwell  
 Start: 6:48 pm Time: 3:28 Attendance: 1136  
 Weather: Spring

2017 Oregon State Baseball  
 #1 Oregon State at #30 Washington  
 Apr 14, 2017 at Seattle, Wash. (Husky Ballpark)

| Oregon State 5 (29-2,13-1) |    |   |    |     |    |    |    |    |     |  | Washington 2 (20-13,7-4) |    |   |   |     |    |    |    |    |     |   |  |
|----------------------------|----|---|----|-----|----|----|----|----|-----|--|--------------------------|----|---|---|-----|----|----|----|----|-----|---|--|
| Player                     | ab | r | h  | rbi | bb | so | po | a  | lob |  | Player                   | ab | r | h | rbi | bb | so | po | a  | lob |   |  |
| Madrigal, Nick 2b          | 2  | 0 | 1  | 0   | 1  | 0  | 2  | 2  | 0   |  | Graffanino, AJ ss        | 4  | 0 | 2 | 1   | 0  | 1  | 1  | 4  | 1   | 0 |  |
| Kwan, Steven cf/lf         | 5  | 1 | 1  | 0   | 0  | 0  | 1  | 0  | 3   |  | Meggs, Jack cf           | 5  | 1 | 2 | 0   | 0  | 0  | 2  | 0  | 4   | 1 |  |
| Donahue, Christian lf      | 4  | 0 | 2  | 0   | 0  | 2  | 0  | 0  | 0   |  | Hubbs, MJ rf             | 3  | 0 | 1 | 0   | 1  | 0  | 2  | 0  | 0   | 0 |  |
| Cary, Elliott cf           | 1  | 0 | 1  | 0   | 0  | 0  | 0  | 0  | 0   |  | Morgan, Joey c           | 4  | 0 | 2 | 0   | 0  | 2  | 7  | 1  | 1   | 0 |  |
| Harrison, KJ 1b            | 5  | 1 | 2  | 0   | 0  | 2  | 12 | 1  | 0   |  | MacIver, Willie 3b       | 4  | 0 | 0 | 1   | 0  | 0  | 2  | 0  | 0   | 0 |  |
| Larnach, Trevor dh         | 4  | 0 | 1  | 1   | 1  | 0  | 0  | 0  | 0   |  | Naff, John 1b            | 4  | 0 | 0 | 0   | 2  | 10 | 0  | 3  | 0   | 0 |  |
| Grenier, Cady 2b           | 2  | 1 | 1  | 1   | 2  | 0  | 1  | 3  | 2   |  | Kahle, Nick dh           | 4  | 0 | 0 | 0   | 1  | 0  | 0  | 0  | 0   | 0 |  |
| Anderson, Jack rf          | 5  | 1 | 1  | 0   | 2  | 0  | 0  | 3  | 0   |  | Jordan, Levi 2b          | 4  | 1 | 1 | 0   | 0  | 1  | 2  | 3  | 0   | 0 |  |
| Gretler, Michael 3b        | 5  | 1 | 2  | 1   | 0  | 1  | 2  | 3  | 3   |  | Brady, K.J. lf           | 2  | 0 | 1 | 0   | 1  | 0  | 1  | 1  | 0   | 0 |  |
| Rutschman, Adley c         | 4  | 0 | 3  | 1   | 0  | 0  | 6  | 1  | 0   |  | London, Kyle ph          | 0  | 0 | 0 | 0   | 1  | 0  | 0  | 0  | 0   | 0 |  |
| Fehmel, Bryce p            | 0  | 0 | 0  | 0   | 0  | 0  | 1  | 0  | 0   |  | Nierenberg, Leo p        | 0  | 0 | 0 | 0   | 0  | 0  | 0  | 0  | 0   | 0 |  |
| Eisert, Brandon p          | 0  | 0 | 0  | 0   | 0  | 0  | 0  | 0  | 0   |  | Ecklebarger, B. p        | 0  | 0 | 0 | 0   | 0  | 0  | 0  | 1  | 0   | 0 |  |
| Hickey, Mitch p            | 0  | 0 | 0  | 0   | 0  | 0  | 0  | 0  | 0   |  | Jones, Jordan p          | 0  | 0 | 0 | 0   | 0  | 0  | 0  | 0  | 3   | 0 |  |
| Mulholland, Jake p         | 0  | 0 | 0  | 0   | 0  | 0  | 1  | 0  | 0   |  | Micheles, Chris p        | 0  | 0 | 0 | 0   | 0  | 0  | 0  | 0  | 0   | 0 |  |
| Totals                     | 37 | 5 | 15 | 5   | 4  | 6  | 27 | 11 | 12  |  | Hardy, Alex p            | 0  | 0 | 0 | 0   | 0  | 0  | 0  | 0  | 0   | 0 |  |
|                            |    |   |    |     |    |    |    |    |     |  | Totals                   | 34 | 2 | 9 | 2   | 3  | 7  | 27 | 13 | 9   |   |  |

| Score by Innings | 1 | 2 | 3 | 4 | 5 | 6 | 7 | 8 | 9 | R | H  | E |
|------------------|---|---|---|---|---|---|---|---|---|---|----|---|
| Oregon State     | 1 | 0 | 0 | 2 | 0 | 0 | 1 | 1 | 0 | 5 | 15 | 0 |
| Washington       | 0 | 0 | 0 | 0 | 1 | 0 | 0 | 1 | 0 | 2 | 9  | 1 |

E - Jordan(1). DP - OSU 1; Washington 2. LOB - OSU 12; Washington 9. 2B - Cary(2); Grenier(3); Gretler(6); Rutschman(4); Meggs(11); Hubbs(8); Brady(4). HBP - Madrigal. SH - Madrigal(4). SF - Grenier(3); Graffanino(2). SB - Donahue(4).

| Oregon State     | ip  | h | r | er | bb | so | ab | bf | np  | Washington      | ip          | h   | r | er | bb | so | ab | bf | np |  |
|------------------|-----|---|---|----|----|----|----|----|-----|-----------------|-------------|-----|---|----|----|----|----|----|----|--|
| Fehmel, Bryce    | 6.2 | 6 | 1 | 1  | 2  | 5  | 24 | 27 | 106 | Nierenberg, Leo | 1.2         | 4   | 1 | 1  | 1  | 0  | 9  | 10 | 39 |  |
| Eisert, Brandon  | 0.1 | 1 | 1 | 0  | 0  | 2  | 2  | 9  |     | Ecklebarger, B. | 1.1         | 1   | 0 | 0  | 0  | 0  | 4  | 4  | 14 |  |
| Hickey, Mitch    | 1.0 | 1 | 0 | 0  | 0  | 2  | 4  | 4  | 18  | Jones, Jordan   | 4.1         | 9   | 4 | 3  | 1  | 4  | 19 | 23 | 99 |  |
| Mulholland, Jake | 1.0 | 1 | 0 | 0  | 1  | 0  | 4  | 5  | 13  | Micheles, Chris | 0.2         | 1   | 0 | 0  | 0  | 0  | 2  | 2  | 6  |  |
|                  |     |   |   |    |    |    |    |    |     |                 | Hardy, Alex | 1.0 | 0 | 0  | 0  | 2  | 3  | 5  | 20 |  |

Win - Fehmel (4-1). Loss - Nierenberg (1-2). Save - Mulholland (4).  
 WP - Jones, J.(3). HBP - by Jones, J. (Madrigal). Inherited runners/scored: Eisert 1/0; Hickey 1/1; Ecklebarger 2/0; Micheles, C. 1/0; Hardy 1/0. Pitches/strikes: Fehmel 106/71; Eisert 9/5; Hickey 18/12; Mulholland 13/8; Nierenberg 39/23; Ecklebarger 14/8; Jones, J. 99/59; Micheles, C. 6/4; Hardy 20/9.

Umpires - HP: Shawn Rakos 1B: Kendall Snyder 2B: Will Thornwell 3B: Scott Letendre  
 Start: 4:05 pm Time: 3:28 Attendance: 2478  
 Weather: Overcast and April showers  
 Eisert faced 1 batter in the 8th.  
 Micheles, C. faced 1 batter in the 9th.

2017 Oregon State Baseball  
 #1 Oregon State at #

# 2017 OREGON STATE BASEBALL

## BOX SCORES

Twitter.com/BeaverBaseball  
Instagram.com/BeaverBaseball  
Facebook.com/OregonStateBaseball

### 2017 Oregon State Baseball #1 Oregon State at UCLA Apr 21, 2017 at Los Angeles, Calif. (Jackie Robinson Std.)

#### Oregon State 4 (31-2,15-1 Pac-12)

| Player                | ab | r | h | rbi | bb | so | po | a  | lob |
|-----------------------|----|---|---|-----|----|----|----|----|-----|
| Madrigal, Nick ss     | 5  | 0 | 1 | 0   | 0  | 1  | 0  | 4  | 2   |
| Kwan, Steven rf/lf    | 4  | 2 | 2 | 0   | 1  | 0  | 0  | 0  | 0   |
| Harrison, KJ 1b       | 4  | 0 | 1 | 1   | 2  | 9  | 0  | 0  | 0   |
| Larnach, Trevor dh    | 3  | 0 | 1 | 1   | 2  | 0  | 0  | 2  | 0   |
| Jones, Preston pr     | 0  | 0 | 0 | 0   | 0  | 0  | 0  | 0  | 0   |
| Malone, Tyler dh      | 0  | 0 | 0 | 0   | 1  | 0  | 0  | 0  | 0   |
| Atwood, Andy pr       | 0  | 1 | 0 | 0   | 0  | 0  | 0  | 0  | 0   |
| Gretler, Michael 3b   | 5  | 0 | 2 | 1   | 0  | 1  | 2  | 0  | 0   |
| Donahue, Christian lf | 2  | 0 | 0 | 0   | 1  | 0  | 0  | 0  | 0   |
| Anderson, Jack rf     | 1  | 0 | 1 | 2   | 0  | 4  | 0  | 0  | 0   |
| Grenier, Cadyn ss     | 3  | 0 | 0 | 0   | 3  | 2  | 5  | 3  | 0   |
| Rutschman, Adley c    | 4  | 0 | 0 | 0   | 1  | 2  | 13 | 3  | 0   |
| Cary, Elliott cf      | 3  | 1 | 0 | 0   | 1  | 1  | 0  | 0  | 0   |
| Heimlich, Luke p      | 0  | 0 | 0 | 0   | 0  | 0  | 1  | 0  | 0   |
| Verburg, Mitchell p   | 0  | 0 | 0 | 0   | 0  | 0  | 0  | 0  | 0   |
| Mulholland, Jake p    | 0  | 0 | 0 | 0   | 0  | 0  | 0  | 0  | 0   |
| Totals                | 34 | 4 | 8 | 4   | 8  | 13 | 30 | 12 | 10  |

#### UCLA 2 (17-17,9-7 Pac-12)

| Player               | ab | r | h | rbi | bb | so | po | a  | lob |
|----------------------|----|---|---|-----|----|----|----|----|-----|
| Stephens, Brett lf   | 3  | 0 | 0 | 0   | 0  | 3  | 0  | 0  | 0   |
| Ydens, Jeremy ph/lf  | 2  | 0 | 0 | 0   | 0  | 0  | 0  | 0  | 0   |
| Amaral, Daniel cf    | 4  | 0 | 0 | 0   | 1  | 3  | 1  | 0  | 0   |
| Bouchard, Sean 1b    | 2  | 0 | 0 | 0   | 2  | 0  | 8  | 1  | 0   |
| Cuellar, Kyle dh     | 3  | 0 | 0 | 0   | 1  | 1  | 0  | 0  | 2   |
| Strumpf, Chase 2b    | 4  | 0 | 0 | 0   | 1  | 2  | 3  | 0  | 0   |
| Toglia, Michael rf   | 4  | 1 | 1 | 0   | 0  | 1  | 2  | 0  | 2   |
| Stronach, Jack 3b    | 2  | 0 | 1 | 0   | 0  | 1  | 0  | 1  | 0   |
| Kern, Nick ph        | 1  | 1 | 2 | 0   | 0  | 0  | 0  | 0  | 0   |
| Hirabayashi, Jake 3b | 0  | 0 | 0 | 0   | 0  | 0  | 0  | 0  | 0   |
| Kreidler, Ryan ss    | 4  | 0 | 1 | 0   | 0  | 1  | 4  | 2  | 0   |
| Johns, Gavin c       | 2  | 0 | 0 | 0   | 0  | 10 | 0  | 0  | 0   |
| Clarke, Zander ph    | 1  | 0 | 0 | 0   | 1  | 0  | 0  | 2  | 0   |
| McInerney, Will c    | 1  | 0 | 0 | 0   | 0  | 3  | 0  | 0  | 0   |
| Canning, Griffin p   | 0  | 0 | 0 | 0   | 0  | 0  | 3  | 0  | 0   |
| Gadsby, Brian p      | 0  | 0 | 0 | 0   | 0  | 0  | 2  | 0  | 0   |
| Scheidler, Nick p    | 0  | 0 | 0 | 0   | 0  | 0  | 0  | 0  | 0   |
| Walker, Matt p       | 0  | 0 | 0 | 0   | 0  | 0  | 0  | 0  | 0   |
| Bird, Jake p         | 0  | 0 | 0 | 0   | 0  | 0  | 0  | 0  | 0   |
| Totals               | 33 | 2 | 4 | 2   | 4  | 12 | 30 | 12 | 6   |

| Score by Innings | 1 | 2 | 3 | 4 | 5 | 6 | 7 | 8 | 9 | 10 | R | H | E |
|------------------|---|---|---|---|---|---|---|---|---|----|---|---|---|
| Oregon State     | 0 | 0 | 0 | 1 | 1 | 0 | 0 | 0 | 0 | 2  | 4 | 8 | 1 |
| UCLA             | 0 | 0 | 0 | 0 | 0 | 0 | 0 | 0 | 2 | 0  | 2 | 4 | 1 |

E - Gretler(3); Bouchard(4); DP - OSU 2; UCLA 3 - LAR - OSU 1/0; UCLA 6 - 2B - Gretler(7); 3B - Toglia(2); HR - Kern(1); HBP - Stronach. SH - Grenier 2(5); SB - Amaral(12); Bouchard(2).

| Oregon State      | ip  | h | r | er | bb | so | ab | bf | np  |
|-------------------|-----|---|---|----|----|----|----|----|-----|
| Heimlich, Luke    | 7.1 | 2 | 0 | 0  | 3  | 10 | 24 | 28 | 117 |
| Verburg, Mitchell | 0.2 | 0 | 0 | 0  | 0  | 2  | 2  | 7  |     |
| Mulholland, Jake  | 2.0 | 2 | 2 | 2  | 1  | 2  | 7  | 8  | 34  |

| UCLA             | ip  | h | r | er | bb | so | ab | bf | np  |
|------------------|-----|---|---|----|----|----|----|----|-----|
| Canning, Griffin | 7.0 | 6 | 2 | 2  | 3  | 10 | 25 | 29 | 121 |
| Gadsby, Brian    | 1.1 | 0 | 0 | 0  | 2  | 0  | 2  | 5  | 20  |
| Scheidler, Nick  | 0.1 | 0 | 0 | 0  | 1  | 0  | 1  | 2  | 7   |
| Walker, Matt     | 0.1 | 0 | 0 | 0  | 1  | 1  | 1  | 4  |     |
| Bird, Jake       | 1.0 | 2 | 2 | 2  | 2  | 5  | 7  | 30 |     |

Win - Mulholland (5-0). Loss - Bird (4-1). Save - None.

HBP - by Heimlich (Stronach); BK - Bird(1). Inherited runners/scored: Scheidler 1/0; Walker 2/0. Pitches/strikes: Heimlich 117/75; Verburg 7/4; Mulholland 34/21; Canning 121/79; Gadsby 20/9; Scheidler 7/3; Walker 4/3; Bird 30/16.

Umpires - HP: Adam Dowdy 1B: Travis Katzenmeier 2B: Ramon Armendariz 3B: Shawn Rakos  
Start: 6:02 p.m. Time: 3:47 Attendance: 1209  
Weather: 70's, clear

### 2017 Oregon State Baseball #1 Oregon State at UCLA Apr 22, 2017 at Los Angeles, Calif. (Jackie Robinson Std.)

#### Oregon State 1 (31-3,15-2 Pac-12)

| Player                   | ab | r | h | rbi | bb | so | po | a | lob |
|--------------------------|----|---|---|-----|----|----|----|---|-----|
| Madrigal, Nick 2b        | 4  | 0 | 1 | 0   | 1  | 2  | 1  | 1 | 0   |
| Kwan, Steven lf/cf       | 4  | 0 | 0 | 0   | 1  | 5  | 0  | 0 | 0   |
| Harrison, KJ 1b          | 4  | 0 | 0 | 0   | 2  | 8  | 1  | 1 | 0   |
| Gretler, Michael 3b/c    | 4  | 0 | 1 | 0   | 1  | 2  | 1  | 0 | 0   |
| Grenier, Cadyn ss        | 2  | 0 | 1 | 0   | 1  | 0  | 4  | 0 | 0   |
| Larnach, Trevor ph       | 1  | 0 | 0 | 0   | 1  | 0  | 0  | 0 | 0   |
| Anderson, Jack rf        | 3  | 0 | 0 | 0   | 1  | 1  | 0  | 2 | 0   |
| Fehmel, Tyler ph         | 0  | 0 | 0 | 0   | 1  | 0  | 0  | 0 | 0   |
| Taylor, Zak dh           | 3  | 0 | 1 | 0   | 0  | 2  | 0  | 1 | 0   |
| Cary, Elliott ph         | 1  | 0 | 0 | 0   | 0  | 0  | 1  | 0 | 0   |
| Rutschman, Adley c       | 2  | 0 | 1 | 0   | 1  | 2  | 0  | 0 | 1   |
| Armstrong, Andy 3b       | 1  | 0 | 0 | 0   | 0  | 0  | 0  | 0 | 0   |
| Atwood, Andy cf          | 2  | 0 | 0 | 0   | 0  | 3  | 0  | 0 | 0   |
| Donahue, Christian ph/lf | 1  | 1 | 0 | 0   | 1  | 0  | 0  | 0 | 0   |
| Fehmel, Bryce p          | 0  | 0 | 0 | 0   | 0  | 0  | 1  | 0 | 0   |
| Gambrell, Grant p        | 0  | 0 | 0 | 0   | 0  | 1  | 1  | 0 | 0   |
| Tweedt, Sam p            | 0  | 0 | 0 | 0   | 0  | 0  | 0  | 0 | 0   |
| Totals                   | 32 | 1 | 5 | 1   | 2  | 11 | 24 | 9 | 6   |

#### UCLA 7 (18-17,10-7 Pac-12)

| Player             | ab | r | h  | rbi | bb | so | po | a  | lob |
|--------------------|----|---|----|-----|----|----|----|----|-----|
| Stephens, Brett lf | 4  | 2 | 3  | 0   | 1  | 0  | 2  | 0  | 0   |
| Amaral, Daniel cf  | 3  | 0 | 1  | 0   | 0  | 1  | 5  | 0  | 0   |
| Bouchard, Sean 1b  | 5  | 1 | 2  | 3   | 0  | 1  | 8  | 1  | 5   |
| Cuellar, Kyle dh   | 4  | 1 | 1  | 0   | 1  | 1  | 0  | 0  | 0   |
| Strumpf, Chase 2b  | 2  | 0 | 0  | 1   | 0  | 0  | 5  | 1  | 0   |
| Toglia, Michael rf | 4  | 1 | 1  | 0   | 0  | 1  | 0  | 0  | 0   |
| Stronach, Jack 3b  | 4  | 0 | 1  | 2   | 0  | 0  | 1  | 0  | 2   |
| Kreidler, Ryan ss  | 4  | 1 | 1  | 1   | 0  | 0  | 1  | 3  | 1   |
| Johns, Gavin c     | 3  | 1 | 2  | 0   | 1  | 0  | 9  | 1  | 0   |
| Ceja, Moises p     | 0  | 0 | 0  | 0   | 0  | 0  | 1  | 0  | 0   |
| Scheidler, Nick p  | 0  | 0 | 0  | 0   | 0  | 0  | 0  | 0  | 0   |
| Burke, Scott p     | 0  | 0 | 0  | 0   | 0  | 0  | 0  | 0  | 0   |
| Totals             | 33 | 7 | 12 | 7   | 3  | 4  | 27 | 10 | 9   |

| Score by Innings | 1 | 2 | 3 | 4 | 5 | 6 | 7 | 8 | 9 | R | H  | E |
|------------------|---|---|---|---|---|---|---|---|---|---|----|---|
| Oregon State     | 0 | 0 | 0 | 0 | 0 | 0 | 1 | 0 | 1 | 5 | 0  | 0 |
| UCLA             | 4 | 2 | 1 | 0 | 0 | 0 | 0 | 0 | X | 7 | 12 | 1 |

E - Kreidler(6); DP - UCLA 1. LOB - OSU 6; UCLA 9. 2B - Madrigal(13); Gretler(8); Bouchard(12); Toglia(4); Stronach(6); HR - Kreidler(2); HBP - Strumpf. SH - Amaral 2(4); SF - Strumpf(4).

| Oregon State    | ip  | h | r | er | bb | so | ab | bf | np  |
|-----------------|-----|---|---|----|----|----|----|----|-----|
| Fehmel, Bryce   | 1.1 | 7 | 6 | 6  | 0  | 0  | 8  | 11 | 34  |
| Gambrell, Grant | 5.2 | 5 | 1 | 1  | 3  | 3  | 22 | 26 | 101 |
| Tweedt, Sam     | 1.0 | 0 | 0 | 0  | 0  | 1  | 3  | 3  | 12  |

| UCLA            | ip  | h | r | er | bb | so | ab | bf | np |
|-----------------|-----|---|---|----|----|----|----|----|----|
| Ceja, Moises    | 6.0 | 4 | 0 | 0  | 1  | 6  | 22 | 23 | 96 |
| Scheidler, Nick | 1.0 | 0 | 0 | 0  | 0  | 1  | 2  | 2  | 10 |
| Burke, Scott    | 2.0 | 1 | 1 | 1  | 1  | 4  | 8  | 9  | 37 |

Win - Ceja (2-3). Loss - Fehmel (4-2). Save - None.

WP - Burke(6); HBP - by Gambrell (Strumpf); PB - Johns(1). Inherited runners/scored: Gambrell 2/2; Scheidler 1/0. Pitches/strikes: Fehmel 34/23; Gambrell 101/61; Tweedt 12/8; Ceja 96/60; Scheidler 10/6; Burke 37/26.

Umpires - HP: Travis Katzenmeier 1B: Ramon Armendariz 2B: Shawn Rakos 3B: Adam Dowdy  
Start: 6:02 p.m. Time: 3:07 Attendance: 1475  
Weather: 70's, clear  
Ceja faced 1 batter in the 7th.

### 2017 Oregon State Baseball #1 Oregon State at UCLA Apr 23, 2017 at Los Angeles, Calif. (Jackie Robinson Std.)

#### Oregon State 2 (32-3,16-2 Pac-12)

| Player                | ab | r | h | rbi | bb | so | po | a  | lob |
|-----------------------|----|---|---|-----|----|----|----|----|-----|
| Madrigal, Nick 2b     | 4  | 1 | 1 | 0   | 0  | 2  | 3  | 1  | 0   |
| Kwan, Steven rf/lf    | 3  | 0 | 2 | 0   | 1  | 0  | 2  | 0  | 0   |
| Malone, Tyler dh      | 3  | 0 | 0 | 1   | 0  | 1  | 0  | 0  | 0   |
| Harrison, KJ 1b       | 3  | 0 | 0 | 0   | 1  | 0  | 8  | 1  | 0   |
| Rutschman, Adley c    | 2  | 1 | 1 | 0   | 2  | 1  | 5  | 0  | 2   |
| Gretler, Michael 3b   | 3  | 0 | 1 | 1   | 0  | 0  | 0  | 1  | 0   |
| Donahue, Christian lf | 1  | 0 | 0 | 0   | 1  | 0  | 0  | 0  | 0   |
| Atwood, Andy ph/lf    | 1  | 0 | 0 | 0   | 1  | 0  | 0  | 0  | 0   |
| Grenier, Cadyn ss     | 3  | 0 | 0 | 0   | 2  | 4  | 4  | 1  | 0   |
| Cary, Elliott cf      | 2  | 0 | 0 | 0   | 1  | 3  | 0  | 0  | 0   |
| Anderson, Jack ph/rf  | 2  | 0 | 0 | 0   | 0  | 2  | 0  | 1  | 0   |
| Thompson, Jake p      | 0  | 0 | 0 | 0   | 0  | 0  | 2  | 0  | 0   |
| Engelbrekt, Max p     | 0  | 0 | 0 | 0   | 0  | 0  | 0  | 0  | 0   |
| Verburg, Mitchell p   | 0  | 0 | 0 | 0   | 0  | 0  | 0  | 0  | 0   |
| Mulholland, Jake p    | 0  | 0 | 0 | 0   | 0  | 0  | 0  | 0  | 0   |
| Tweedt, Sam p         | 0  | 0 | 0 | 0   | 0  | 0  | 0  | 0  | 0   |
| Hickey, Mitch p       | 0  | 0 | 0 | 0   | 0  | 0  | 0  | 0  | 0   |
| Eisert, Brandon p     | 0  | 0 | 0 | 0   | 0  | 0  | 0  | 0  | 0   |
| Totals                | 27 | 2 | 5 | 2   | 5  | 6  | 27 | 10 | 7   |

#### UCLA 1 (18-18,10-8 Pac-12)

| Player               | ab | r | h | rbi | bb | so | po | a | lob |
|----------------------|----|---|---|-----|----|----|----|---|-----|
| Stephens, Brett lf   | 2  | 0 | 0 | 0   | 0  | 0  | 2  | 0 | 0   |
| Amaral, Daniel cf    | 4  | 0 | 0 | 0   | 0  | 1  | 4  | 0 | 0   |
| Bouchard, Sean 1b    | 3  | 1 | 1 | 0   | 1  | 1  | 7  | 2 | 1   |
| Cuellar, Kyle dh     | 3  | 0 | 0 | 0   | 0  | 0  | 2  | 0 | 0   |
| Strumpf, Chase 2b    | 4  | 0 | 2 | 0   | 0  | 0  | 3  | 0 | 0   |
| Hirabayashi, Jake pr | 0  | 0 | 0 | 0   | 0  | 0  | 0  | 0 | 0   |
| Toglia, Michael rf   | 2  | 0 | 0 | 0   | 1  | 0  | 1  | 0 | 0   |
| Kern, Nick ph        | 1  | 0 | 0 | 0   | 1  | 0  | 0  | 0 | 0   |
| Stronach, Jack 3b    | 3  | 0 | 1 | 1   | 0  | 0  | 1  | 1 | 0   |
| Clarke, Zander ph    | 1  | 0 | 1 | 0   | 0  | 0  | 0  | 0 | 0   |
| Kreidler, Ryan ss    | 3  | 0 | 0 | 0   | 1  | 0  | 3  | 4 | 3   |
| Johns, Gavin c       | 3  | 0 | 1 | 0   | 0  | 1  | 5  | 0 | 0   |
| Godin, Curtis pr     | 0  | 0 | 0 | 0   | 0  | 0  | 0  | 0 | 0   |
| McInerney, Will c    | 0  | 0 | 0 | 0   | 0  | 1  | 0  | 0 | 0   |
| Ydens, Jeremy ph     | 1  | 0 | 0 | 0   | 1  | 0  | 0  | 3 | 0   |
| Olsen, Jon p         | 0  | 0 | 0 | 0   | 0  | 0  | 0  | 0 | 0   |
| Scheidler, Nick p    | 0  | 0 | 0 | 0   | 0  | 0  | 0  | 0 | 0   |
| Burke, Scott p       | 0  | 0 | 0 | 0   | 0  | 0  | 0  | 0 | 0   |
| Bird, Jake p         | 0  | 0 | 0 | 0   | 0  | 0  | 0  | 0 | 0   |
| Totals               | 30 | 1 | 6 | 1   | 3  | 5  | 27 | 9 | 8   |

| Score by Innings | 1 | 2 | 3 | 4 | 5 | 6 | 7 | 8 | 9 | R | H | E |
|------------------|---|---|---|---|---|---|---|---|---|---|---|---|
| Oregon State     | 0 | 0 | 0 | 0 | 0 | 0 | 0 | 1 | 1 | 2 | 5 | 1 |
| UCLA             | 0 | 0 | 0 | 0 | 0 | 0 | 1 | 0 | 0 | 1 | 6 | 0 |

E - Gretler(4); DP - OSU 2; UCLA 1. LOB - OSU 7; UCLA 8. 2

2017 Oregon State Baseball  
 USC at #1 Oregon State  
 Apr 29, 2017 at Corvallis, Ore. (Goss Stadium)

| USC 7 (19-21,6-11 Pac-12) |    |   |    |     |    |    |    |    |     |  | Oregon State 5 (33-4,17-3 Pac-12) |    |   |    |     |    |    |    |    |     |   |
|---------------------------|----|---|----|-----|----|----|----|----|-----|--|-----------------------------------|----|---|----|-----|----|----|----|----|-----|---|
| Player                    | ab | r | h  | rbi | bb | so | po | a  | lob |  | Player                            | ab | r | h  | rbi | bb | so | po | a  | lob |   |
| Acosta, Matthew If        | 6  | 0 | 0  | 0   | 0  | 2  | 0  | 0  | 2   |  | Madrigal, Nick 2b                 | 4  | 0 | 1  | 0   | 0  | 0  | 2  | 4  | 2   |   |
| Nootbaar, Lars cf/1b      | 4  | 0 | 0  | 0   | 1  | 6  | 0  | 0  | 0   |  | Donahue, Christian lf             | 3  | 1 | 2  | 1   | 2  | 0  | 3  | 0  | 0   | 0 |
| Dempster, Corey rf        | 5  | 0 | 1  | 1   | 0  | 1  | 3  | 0  | 0   |  | Larnach, Trevor dh                | 3  | 1 | 1  | 1   | 1  | 0  | 0  | 0  | 0   | 0 |
| Rios, Frankie ss          | 5  | 2 | 1  | 0   | 0  | 4  | 5  | 1  | 1   |  | Moya, Christian cf                | 4  | 0 | 0  | 1   | 0  | 0  | 7  | 1  | 4   |   |
| Perez, Brandon 2b         | 4  | 3 | 3  | 0   | 1  | 0  | 3  | 4  | 0   |  | Anderson, Jack rf                 | 5  | 0 | 2  | 1   | 0  | 1  | 1  | 1  | 0   |   |
| Carrillo, Adalberto 3b    | 3  | 0 | 1  | 0   | 0  | 1  | 0  | 1  | 0   |  | Gretler, Michael 3b               | 4  | 1 | 2  | 1   | 1  | 1  | 1  | 1  | 0   |   |
| Paulson, Dillon 1b        | 4  | 0 | 1  | 3   | 0  | 0  | 6  | 1  | 0   |  | Rutschman, Adley c                | 5  | 0 | 1  | 0   | 0  | 0  | 7  | 2  | 2   |   |
| Pritchard, Tyler pr       | 0  | 0 | 0  | 0   | 0  | 0  | 0  | 0  | 0   |  | Grenier, Cadyn ss                 | 3  | 0 | 1  | 0   | 2  | 2  | 1  | 0  | 0   |   |
| Moya, Christian cf        | 0  | 0 | 0  | 0   | 1  | 0  | 1  | 0  | 0   |  | Cary, Elliott cf                  | 3  | 2 | 0  | 0   | 1  | 6  | 0  | 0  | 0   |   |
| Perez, Chris c            | 3  | 1 | 2  | 2   | 0  | 7  | 0  | 2  | 0   |  | Fehmel, Bryce p                   | 0  | 0 | 0  | 0   | 0  | 0  | 0  | 0  | 0   |   |
| Edson, David dh           | 3  | 1 | 2  | 1   | 0  | 1  | 0  | 2  | 0   |  | Gambrell, Grant p                 | 0  | 0 | 0  | 0   | 0  | 0  | 0  | 0  | 0   |   |
| Dubbs, Stephen ph/dh      | 2  | 0 | 0  | 0   | 0  | 0  | 0  | 2  | 0   |  | Eisert, Brandon p                 | 0  | 0 | 0  | 0   | 0  | 0  | 0  | 0  | 0   |   |
| Clarke, Chris p           | 0  | 0 | 0  | 0   | 0  | 0  | 0  | 0  | 0   |  | Verburg, Mitchell p               | 0  | 0 | 0  | 0   | 0  | 0  | 0  | 1  | 0   |   |
| Lunn, Connor p            | 0  | 0 | 0  | 0   | 0  | 0  | 0  | 0  | 0   |  | Mulholland, Jake p                | 0  | 0 | 0  | 0   | 0  | 0  | 1  | 0  | 0   |   |
| Manning, Austin p         | 0  | 0 | 0  | 0   | 0  | 0  | 0  | 0  | 0   |  | Totals                            | 34 | 5 | 10 | 5   | 5  | 6  | 30 | 11 | 8   |   |
| Totals                    | 39 | 7 | 11 | 7   | 5  | 6  | 30 | 11 | 9   |  |                                   |    |   |    |     |    |    |    |    |     |   |

| Score by Innings | 1 | 2 | 3 | 4 | 5 | 6 | 7 | 8 | 9 | R | H | E  |   |
|------------------|---|---|---|---|---|---|---|---|---|---|---|----|---|
| USC              | 0 | 0 | 1 | 2 | 1 | 0 | 0 | 1 | 0 | 2 | 7 | 11 | 1 |
| Oregon State     | 0 | 0 | 1 | 1 | 2 | 1 | 0 | 0 | 0 | 0 | 5 | 10 | 1 |

E - Dempster, C.(4); Grenier(6). DP - USC 3. LOB - USC 9; OSU 8. 2B - Dempster, C.(11); Carrillo, A.(6); Perez, C.(6); Anderson(2). HR - Gretler(1). HBP - Carrillo, A.; Grenier. SH - Carrillo, A.(4); Madrigal(5). SF - Larnach(3); Harrison(3). CS - Nootbaar, L.(4).

| USC             | ip  | h | r | er | bb | so | ab | bf | np                | Oregon State    | ip  | h | r | er | bb | so | ab | bf | np |
|-----------------|-----|---|---|----|----|----|----|----|-------------------|-----------------|-----|---|---|----|----|----|----|----|----|
| Clarke, Chris   | 4.1 | 8 | 4 | 4  | 2  | 0  | 18 | 23 | 81                | Fehmel, Bryce   | 5.0 | 6 | 4 | 2  | 1  | 2  | 20 | 22 | 84 |
| Lunn, Connor    | 3.2 | 1 | 1 | 1  | 3  | 4  | 10 | 14 | 59                | Gambrell, Grant | 0.2 | 1 | 0 | 0  | 1  | 0  | 3  | 4  | 12 |
| Manning, Austin | 2.0 | 1 | 0 | 0  | 2  | 6  | 6  | 28 | Eisert, Brandon   | 1.2             | 1   | 1 | 1 | 2  | 7  | 8  | 46 |    |    |
|                 |     |   |   |    |    |    |    |    | Verburg, Mitchell | 0.1             | 0   | 0 | 1 | 0  | 0  | 1  | 5  |    |    |
|                 |     |   |   |    |    |    |    |    | Mulholland, Jake  | 2.1             | 3   | 2 | 2 | 1  | 2  | 9  | 11 | 38 |    |

Win - Manning, A. (2-1). Loss - Mulholland (5-1). Save - None.  
 HBP - by Clarke, C. (Grenier); by Fehmel (Carrillo, A.). BK - Clarke, C.(2). Inherited runners/scored: Lunn, C. 1/0; Eisert 2/0; Verburg 2/0; Mulholland 2/0. Pitches/strikes: Clarke, C. 81/51; Lunn, C. 59/34; Manning, A. 28/19; Fehmel 84/53; Gambrell 12/7; Eisert 46/32; Verburg 5/1; Mulholland 38/23.

Umpires - HP: Heath Jones 1B: Randy Sutton 2B: Eric Petersen 3B: William V. Raaphorst  
 Start: 1:35pm Time: 3:49 Attendance: 3420  
 Weather: 64 Degrees, Sunny

2017 Oregon State Baseball  
 USC at #1 Oregon State  
 Apr 30, 2017 at Corvallis, Ore. (Goss Stadium)

| USC 1 (19-22,6-12 Pac-12) |    |   |   |     |    |    |    |   |     |  | Oregon State 10 (34-4,18-3 Pac-12) |    |    |   |     |    |    |    |   |     |   |
|---------------------------|----|---|---|-----|----|----|----|---|-----|--|------------------------------------|----|----|---|-----|----|----|----|---|-----|---|
| Player                    | ab | r | h | rbi | bb | so | po | a | lob |  | Player                             | ab | r  | h | rbi | bb | so | po | a | lob |   |
| Acosta, Matthew If/rf     | 4  | 0 | 2 | 0   | 0  | 1  | 0  | 0 | 0   |  | Madrigal, Nick 2b                  | 4  | 3  | 2 | 1   | 0  | 1  | 0  | 1 | 1   | 0 |
| Nootbaar, Lars cf/lf      | 4  | 0 | 0 | 0   | 0  | 4  | 0  | 0 | 1   |  | Kwan, Steven cf/lf                 | 2  | 1  | 1 | 1   | 3  | 0  | 2  | 0 | 0   | 0 |
| Dempster, Corey rf        | 3  | 0 | 0 | 0   | 0  | 3  | 1  | 0 | 0   |  | Larnach, Trevor dh                 | 3  | 1  | 1 | 1   | 1  | 0  | 0  | 0 | 1   | 1 |
| Moya, Christian cf        | 1  | 0 | 0 | 0   | 1  | 1  | 0  | 0 | 0   |  | Harrison, KJ 1b                    | 4  | 1  | 2 | 3   | 0  | 1  | 6  | 1 | 1   | 1 |
| Rios, Frankie ss          | 3  | 0 | 1 | 0   | 1  | 1  | 2  | 3 | 1   |  | Mendoza, George ph/3b              | 0  | 0  | 0 | 1   | 0  | 0  | 0  | 0 | 0   | 0 |
| Perez, Brandon 2b         | 3  | 0 | 0 | 0   | 2  | 2  | 2  | 0 | 0   |  | Anderson, Jack rf                  | 4  | 1  | 1 | 1   | 1  | 0  | 4  | 0 | 0   | 0 |
| Sabol, Blake ph           | 0  | 0 | 0 | 0   | 1  | 0  | 0  | 0 | 0   |  | Gretler, Michael 3b                | 3  | 1  | 1 | 0   | 1  | 0  | 0  | 0 | 0   | 0 |
| Carrillo, Adalberto 3b    | 4  | 1 | 2 | 0   | 0  | 0  | 0  | 1 | 1   |  | Malone, Tyler ph                   | 1  | 0  | 0 | 0   | 0  | 0  | 0  | 0 | 3   | 3 |
| Paulson, Dillon 1b        | 4  | 0 | 1 | 1   | 0  | 1  | 10 | 1 | 1   |  | Taylor, Zak 1b                     | 0  | 0  | 0 | 0   | 0  | 0  | 1  | 0 | 0   | 0 |
| Perez, Chris c            | 4  | 0 | 0 | 0   | 2  | 4  | 1  | 2 | 0   |  | Donahue, Christian lf              | 1  | 0  | 0 | 0   | 1  | 1  | 0  | 0 | 0   | 0 |
| Edson, David dh           | 1  | 0 | 0 | 0   | 1  | 0  | 0  | 0 | 0   |  | Cary, Elliott cf                   | 1  | 0  | 0 | 0   | 1  | 0  | 0  | 0 | 0   | 0 |
| Shockey, Brady ph/dh      | 2  | 0 | 0 | 0   | 1  | 0  | 0  | 1 | 0   |  | Rutschman, Adley c                 | 4  | 1  | 2 | 0   | 1  | 11 | 2  | 2 | 2   | 2 |
| Crouse, Marrick p         | 0  | 0 | 0 | 0   | 0  | 0  | 0  | 0 | 0   |  | Grenier, Cadyn ss                  | 3  | 1  | 0 | 0   | 1  | 0  | 1  | 1 | 1   | 1 |
| Wegman, Brad p            | 0  | 0 | 0 | 0   | 0  | 0  | 0  | 0 | 0   |  | Thompson, Jake p                   | 0  | 0  | 0 | 0   | 0  | 0  | 1  | 0 | 0   | 0 |
| Dyrda, Bryce p            | 0  | 0 | 0 | 0   | 0  | 0  | 0  | 0 | 0   |  | Verburg, Mitchell p                | 0  | 0  | 0 | 0   | 0  | 0  | 0  | 0 | 0   | 0 |
| Larson, Brock p           | 0  | 0 | 0 | 0   | 0  | 0  | 1  | 0 | 0   |  | Engelbrekt, Max p                  | 0  | 0  | 0 | 0   | 0  | 0  | 0  | 0 | 0   | 0 |
| Totals                    | 33 | 1 | 6 | 1   | 2  | 13 | 24 | 9 | 7   |  | Totals                             | 30 | 10 | 9 | 10  | 9  | 4  | 27 | 5 | 8   |   |

| Score by Innings | 1 | 2 | 3 | 4 | 5 | 6 | 7 | 8 | 9 | R  | H | E |
|------------------|---|---|---|---|---|---|---|---|---|----|---|---|
| USC              | 0 | 0 | 0 | 0 | 0 | 0 | 1 | 0 | 0 | 1  | 6 | 0 |
| Oregon State     | 2 | 0 | 0 | 0 | 1 | 1 | 0 | 6 | X | 10 | 9 | 0 |

DP - USC 1. LOB - USC 7; OSU 8. 2B - Acosta, M.(4); Carrillo, A. 2(8); Madrigal(15); Harrison(10). HR - Harrison(4). HBP - Larnach; Mendoza. SH - Donahue(4). SB - Madrigal(10); Gretler(1).

| USC             | ip  | h | r | er | bb | so | ab | bf | np | Oregon State      | ip  | h | r | er | bb | so | ab | bf | np  |
|-----------------|-----|---|---|----|----|----|----|----|----|-------------------|-----|---|---|----|----|----|----|----|-----|
| Crouse, Marrick | 5.0 | 5 | 4 | 4  | 4  | 2  | 18 | 22 | 79 | Thompson, Jake    | 8.0 | 5 | 1 | 1  | 1  | 11 | 29 | 30 | 117 |
| Wegman, Brad    | 1.0 | 0 | 0 | 0  | 1  | 0  | 2  | 4  | 15 | Verburg, Mitchell | 0.1 | 0 | 0 | 0  | 1  | 0  | 2  | 3  | 14  |
| Dyrda, Bryce    | 1.2 | 4 | 6 | 6  | 3  | 2  | 9  | 13 | 59 | Engelbrekt, Max   | 0.2 | 0 | 0 | 0  | 2  | 2  | 2  | 2  | 12  |
| Larson, Brock   | 0.1 | 0 | 0 | 0  | 1  | 0  | 1  | 3  | 12 |                   |     |   |   |    |    |    |    |    |     |

Win - Thompson (9-0). Loss - Crouse, M. (2-6). Save - None.  
 WP - Crouse, M.(4); Verburg(1). HBP - by Dyrda, B. (Larnach); by Larson, B. (Mendoza). BK - Crouse, M.(1). Inherited runners/scored: Wegman, B. 1/0; Larson, B. 3/2; Engelbrekt 2/0. Pitches/strikes: Crouse, M. 79/38; Wegman, B. 15/8; Dyrda, B. 59/32; Larson, B. 12/4; Thompson 117/78; Verburg 14/7; Engelbrekt 12/7.

Umpires - HP: Randy Sutton 1B: Eric Petersen 2B: William V. Raaphorst 3B: Heath Jones  
 Start: 1:05pm Time: 3:12 Attendance: 3351  
 Weather: 59 Degrees, Sunny  
 Crouse, M. faced 2 batters in the 6th.

2017 Oregon State Baseball  
 Oregon at #1 Oregon State  
 May 02, 2017 at Corvallis, Ore. (Goss Stadium)

| Oregon 1 (25-15)      |    |   |   |     |    |    |    |   |     |  | Oregon State 4 (35-4) |    |   |   |     |    |    |    |   |     |  |
|-----------------------|----|---|---|-----|----|----|----|---|-----|--|-----------------------|----|---|---|-----|----|----|----|---|-----|--|
| Player                | ab | r | h | rbi | bb | so | po | a | lob |  | Player                | ab | r | h | rbi | bb | so | po | a | lob |  |
| Kasser, Kyle ss       | 3  | 0 | 0 | 0   | 0  | 1  | 1  | 3 | 0   |  | Madrigal, Nick 2b     | 3  | 0 | 0 | 1   | 0  | 1  | 1  | 1 | 2   |  |
| Bennett, Jake cf      | 4  | 0 | 0 | 0   | 0  | 1  | 0  | 0 | 0   |  | Kwan, Steven cf/lf    | 3  | 1 | 1 | 0   | 1  | 0  | 4  | 0 | 2   |  |
| Steer, Spencer 3b     | 4  | 0 | 0 | 0   | 1  | 1  | 0  | 0 | 0   |  | Larnach, Trevor dh    | 4  | 0 | 1 | 0   | 0  | 1  | 0  | 0 | 0   |  |
| Matthews, Gabe 1b     | 3  | 0 | 1 | 0   | 0  | 8  | 0  | 0 | 0   |  | Harrison, KJ 1b       | 3  | 1 | 2 | 0   | 1  | 0  | 7  | 1 | 0   |  |
| Dyer, Matthew rf      | 2  | 0 | 0 | 0   | 1  | 1  | 0  | 0 | 0   |  | Anderson, Jack rf     | 2  | 1 | 1 | 2   | 1  | 0  | 1  | 0 | 0   |  |
| Susnara, Tim c        | 3  | 0 | 0 | 0   | 2  | 5  | 2  | 0 | 0   |  | Gretler, Michael 3b   | 4  | 0 | 0 | 0   | 2  | 0  | 1  | 4 | 0   |  |
| Yovan, Kenyon dh      | 3  | 0 | 0 | 0   | 1  | 0  | 0  | 1 | 0   |  | Donahue, Christian lf | 2  | 1 | 1 | 0   | 0  | 4  | 0  | 0 | 0   |  |
| Travess, Taylor lf    | 2  | 0 | 0 | 0   | 0  | 3  | 0  | 1 | 0   |  | Cary, Elliott cf      | 1  | 0 | 0 | 0   | 1  | 0  | 0  | 0 | 0   |  |
| Heggen, Slade ph      | 1  | 0 | 0 | 0   | 1  | 0  | 0  | 0 | 0   |  | Rutschman, Adley c    | 4  | 0 | 2 | 1   | 0  | 0  | 8  | 1 | 0   |  |
| Balta, A.J. lf        | 0  | 0 | 0 | 0   | 0  | 0  | 0  | 0 | 0   |  | Grenier, Cadyn ss     | 2  | 0 | 0 | 0   | 1  | 1  | 1  | 0 | 0   |  |
| McCullough, Morgan 2b | 3  | 1 | 1 | 0   | 0  | 1  | 4  | 4 | 0   |  | Britton, Jordan p     | 0  | 0 | 0 | 0   | 0  | 0  | 0  | 1 | 0   |  |
| Nelson, Ryne p        | 0  | 0 | 0 | 0   | 0  | 0  | 0  | 0 | 0   |  | Eisert, Brandon p     | 0  | 0 | 0 | 0   | 0  | 0  | 1  | 2 | 0   |  |
| Acuna, James p        | 0  | 0 | 0 | 0   | 0  | 0  | 0  | 0 | 0   |  | Totals                | 28 | 4 | 8 | 4   | 4  | 6  | 27 | 8 | 8   |  |
| Reta, Joe p           | 0  | 0 | 0 | 0   | 0  | 0  | 0  | 0 | 0   |  |                       |    |   |   |     |    |    |    |   |     |  |
| Stiles, Cooper p      | 0  | 0 | 0 | 0   | 0  | 0  | 0  | 0 | 0   |  |                       |    |   |   |     |    |    |    |   |     |  |
| Zwetsch, Connor p     | 0  | 0 | 0 | 0   | 0  | 0  | 0  | 0 | 0   |  |                       |    |   |   |     |    |    |    |   |     |  |
| Warren, Brac p        | 0  | 0 | 0 | 0   | 0  | 0  | 0  | 0 | 0   |  |                       |    |   |   |     |    |    |    |   |     |  |
| Totals                | 28 | 1 | 2 | 0   | 1  | 8  | 24 | 9 | 2   |  |                       |    |   |   |     |    |    |    |   |     |  |

| Score by Innings | 1 | 2 | 3 | 4 | 5 | 6 | 7 | 8 | 9 | R | H | E |
|------------------|---|---|---|---|---|---|---|---|---|---|---|---|
| Oregon           | 0 | 0 | 0 | 0 | 0 | 1 | 0 | 0 | 0 | 1 | 2 | 0 |
| Oregon State     | 1 | 0 | 0 | 2 | 0 | 0 | 1 | 0 | X | 4 | 8 | 0 |

DP - ORE 2. LOB - ORE 2; OSU 8. 2B - Matthews, G.(7); Harrison(11). HBP - Donahue; Grenier. SH - Kasser, K(7). SF - Madrigal(2); Anderson(1). SB - Donahue 2(6); Rutschman(1).

| Oregon       | ip  | h | r | er | bb | so | ab | bf | np              | Oregon State    | ip  | h | r | er | bb | so | ab | bf | np |
|--------------|-----|---|---|----|----|----|----|----|-----------------|-----------------|-----|---|---|----|----|----|----|----|----|
| Nelson, Ryne | 1.0 | 1 | 1 | 1  | 2  | 3  | 6  | 7  | 27              | Britton, Jordan | 5.2 | 2 | 1 | 1  | 1  | 2  | 18 | 20 | 72 |
| Acuna, James | 2.0 | 0 | 0 | 0  | 1  | 6  | 7  | 21 | Eisert, Brandon |                 |     |   |   |    |    |    |    |    |    |

# 2017 OREGON STATE BASEBALL

## BOX SCORES

Twitter.com/BeaverBaseball  
Instagram.com/BeaverBaseball  
Facebook.com/OregonStateBaseball

### 2017 Oregon State Baseball California at #1 Oregon State May 06, 2017 at Corvallis, Ore. (Goss Stadium)

#### California 10 (21-23,12-11 Pac-12)

| Player                  | ab | r  | h  | rbi | bb | so | po | a  | lob |
|-------------------------|----|----|----|-----|----|----|----|----|-----|
| Grand Pre, Preston 2b   | 4  | 1  | 2  | 0   | 1  | 3  | 4  | 0  |     |
| Mitchell Jr, Jeffrey rf | 5  | 1  | 2  | 2   | 0  | 1  | 1  | 0  | 0   |
| Vaughn, Andrew 1b       | 4  | 1  | 0  | 0   | 1  | 1  | 8  | 1  | 3   |
| Karas, Denis 3b         | 5  | 2  | 3  | 6   | 0  | 0  | 2  | 0  | 0   |
| Dodson, Tanner cf/p     | 4  | 1  | 1  | 1   | 1  | 0  | 2  | 0  | 0   |
| Davis, Jonah dh         | 2  | 0  | 0  | 0   | 1  | 0  | 0  | 0  | 0   |
| Walters, Anthony lf     | 0  | 0  | 0  | 0   | 0  | 0  | 0  | 0  | 0   |
| Bock, Conner ph         | 1  | 0  | 0  | 0   | 0  | 0  | 0  | 0  | 0   |
| Hampton Jr, Lorenzo lf  | 1  | 0  | 0  | 0   | 0  | 0  | 0  | 0  | 0   |
| Eden, Cameron ss        | 4  | 1  | 2  | 1   | 0  | 4  | 3  | 1  |     |
| Lee, Korey c            | 4  | 1  | 1  | 0   | 0  | 4  | 2  | 1  |     |
| Flower, Max lf/cf       | 3  | 2  | 2  | 0   | 0  | 2  | 0  | 0  | 0   |
| Matulovich, Joey p      | 0  | 0  | 0  | 0   | 0  | 0  | 0  | 0  | 0   |
| Buckley, Andrew p       | 0  | 0  | 0  | 0   | 0  | 0  | 0  | 0  | 0   |
| Martinez, Erik p        | 0  | 0  | 0  | 0   | 0  | 0  | 1  | 0  | 0   |
| Sabouri, Arman p        | 0  | 0  | 0  | 0   | 0  | 0  | 0  | 0  | 0   |
| Patino, Zayne p         | 0  | 0  | 0  | 0   | 0  | 0  | 0  | 0  | 0   |
| Totals                  | 37 | 10 | 13 | 10  | 3  | 3  | 24 | 13 | 5   |

| Score by Innings | 1 | 2 | 3 | 4 | 5 | 6 | 7 | 8 | 9 | R  | H  | E |
|------------------|---|---|---|---|---|---|---|---|---|----|----|---|
| California       | 0 | 0 | 1 | 3 | 0 | 0 | 4 | 2 | 0 | 10 | 13 | 1 |
| Oregon State     | 2 | 0 | 2 | 0 | 0 | 4 | 3 | 0 | X | 11 | 8  | 1 |

E - Karas(7); Rutschman(3). DP - CAL 1. LOB - CAL 5; OSU 6. 2B - Grand Pre(3); Madrigal(16). HR - Karas 2(10); Dodson(3); Eden(5); Kwan(1); Harrison(5). HBP - Harrison; Anderson. SH - Grand Pre(2); Kwan(8); Anderson(4). SB - Madrigal(12). CS - Karas(2); Davis(5). Reached on CI - Flower.

| California       | ip  | h | r | er | bb | so | ab | bf | np |
|------------------|-----|---|---|----|----|----|----|----|----|
| Matulovich, Joey | 3.1 | 4 | 4 | 2  | 2  | 2  | 12 | 17 | 60 |
| Buckley, Andrew  | 2.0 | 0 | 1 | 1  | 2  | 0  | 6  | 8  | 33 |
| Martinez, Erik   | 0.1 | 2 | 3 | 3  | 1  | 0  | 3  | 4  | 18 |
| Sabouri, Arman   | 0.1 | 0 | 1 | 0  | 0  | 1  | 2  | 6  |    |
| Patino, Zayne    | 0.1 | 0 | 2 | 2  | 2  | 1  | 1  | 3  | 12 |
| Dodson, Tanner   | 1.2 | 2 | 0 | 0  | 0  | 1  | 7  | 8  |    |

Win - Rasmussen (1-0). Loss - Sabouri (1-3). Save - None.

HBP - by Matulovich (Harrison); by Sabouri (Anderson). CI - Rutschman. Inherited runners/scored: Buckley 2/0; Martinez 1/1; Patino 1/0; Dodson 5/3; Eisert 1/0; Rasmussen 3/3. Pitches/strikes: Matulovich 60/37; Buckley 33/16; Martinez 18/9; Sabouri 6/3; Patino 12/4; Dodson 18/13; Fehmel 51/35; Eisert 41/23; Rasmussen 30/21.

Umpires - HP: Rickey Scarbery 1B: Dan Payne 2B: Scott Letendre 3B: Angel Campos  
Start: 1:35pm Time: 2:59 Attendance: 3593

Weather: 58 Degrees, Mostly Sunny  
Sabouri faced 1 batter in the 7th.

### 2017 Oregon State Baseball California at #1 Oregon State May 07, 2017 at Corvallis, Ore. (Goss Stadium)

#### California 2 (21-24,12-12 Pac-12)

| Player                  | ab | r | h  | rbi | bb | so | po | a  | lob |
|-------------------------|----|---|----|-----|----|----|----|----|-----|
| Grand Pre, Preston 2b   | 4  | 0 | 0  | 0   | 0  | 1  | 2  | 4  | 0   |
| Swift, Austen ph        | 1  | 0 | 0  | 0   | 0  | 0  | 0  | 0  | 0   |
| Mitchell Jr, Jeffrey rf | 4  | 0 | 1  | 1   | 0  | 1  | 5  | 1  | 1   |
| Vaughn, Andrew 1b       | 4  | 1 | 2  | 0   | 0  | 11 | 0  | 0  | 0   |
| Karas, Denis 3b         | 4  | 0 | 0  | 0   | 1  | 0  | 4  | 2  | 0   |
| Dodson, Tanner cf       | 4  | 0 | 1  | 0   | 0  | 4  | 0  | 0  | 0   |
| Davis, Jonah dh         | 2  | 0 | 0  | 0   | 1  | 2  | 0  | 0  | 0   |
| Ruff, Matt ph           | 1  | 0 | 0  | 0   | 0  | 0  | 0  | 0  | 0   |
| Eden, Cameron ss        | 4  | 0 | 2  | 1   | 0  | 1  | 0  | 3  | 1   |
| Flower, Max lf          | 4  | 0 | 3  | 0   | 0  | 1  | 2  | 0  | 2   |
| Hampton Jr, Lorenzo ph  | 1  | 0 | 0  | 0   | 1  | 0  | 0  | 0  | 0   |
| Ladrech, Matt p         | 0  | 0 | 0  | 0   | 0  | 0  | 0  | 0  | 0   |
| Cosca, Jack p           | 0  | 0 | 0  | 0   | 0  | 0  | 0  | 0  | 0   |
| Patino, Zayne p         | 0  | 0 | 0  | 0   | 0  | 0  | 0  | 0  | 0   |
| Martinez, Erik p        | 0  | 0 | 0  | 0   | 0  | 0  | 0  | 0  | 0   |
| Lutz, Ian p             | 0  | 0 | 0  | 0   | 0  | 0  | 0  | 0  | 0   |
| Totals                  | 35 | 2 | 10 | 2   | 1  | 8  | 24 | 12 | 8   |

| Score by Innings | 1 | 2 | 3 | 4 | 5 | 6 | 7 | 8 | 9 | R  | H  | E |
|------------------|---|---|---|---|---|---|---|---|---|----|----|---|
| California       | 0 | 0 | 0 | 0 | 0 | 1 | 1 | 0 | 0 | 2  | 10 | 2 |
| Oregon State     | 1 | 0 | 0 | 1 | 5 | 0 | 0 | 3 | X | 10 | 10 | 0 |

E - Karas(8); Eden(11). DP - CAL 2. LOB - CAL 8; OSU 7. 2B - Mitchell(9); Vaughn(5); Dodson(13); Eden(8); Flower(5); Harrison(12); Anderson(3). 3B - Grenier(5). HBP - Madrigal; Grenier. SH - Flower(4). SF - Rutschman(4); Gretler(1). SB - Madrigal(13); Atwood(3). CS - Lee(2).

| California     | ip  | h | r | er | bb | so | ab | bf | np |
|----------------|-----|---|---|----|----|----|----|----|----|
| Ladrech, Matt  | 4.2 | 7 | 6 | 6  | 3  | 0  | 18 | 24 | 78 |
| Cosca, Jack    | 0.0 | 0 | 1 | 2  | 0  | 0  | 2  | 10 |    |
| Patino, Zayne  | 2.1 | 1 | 0 | 0  | 0  | 1  | 7  | 8  | 33 |
| Martinez, Erik | 0.1 | 2 | 3 | 1  | 1  | 1  | 3  | 4  | 20 |
| Lutz, Ian      | 0.2 | 0 | 0 | 0  | 0  | 0  | 3  | 3  | 11 |

Win - Thompson (10-0). Loss - Ladrech (2-2). Save - None.

WP - Martinez(2); Lutz(5). HBP - by Ladrech (Madrigal); by Patino (Grenier). Inherited runners/scored: Cosca 1/0; Patino 3/2; Lutz 2/2; Verburg 1/0. Pitches/strikes: Ladrech 78/48; Cosca 10/2; Patino 33/22; Martinez 20/11; Lutz 11/9; Thompson 103/63; Verburg 15/8; Engelbrekt 21/15.

Umpires - HP: Dan Payne 1B: Scott Letendre 2B: Angel Campos 3B: Rickey Scarbery  
Start: 12:05pm Time: 3:10 Attendance: 3551

Weather: 60 Degrees, Sunny  
Cosca faced 2 batters in the 5th.

### 2017 Oregon State Baseball #1 Oregon State at Oregon May 11, 2017 at Eugene, Ore. (PK Park)

#### Oregon State 6 (39-4,22-3 Pac-12)

| Player               | ab | r | h  | rbi | bb | so | po | a  | lob |
|----------------------|----|---|----|-----|----|----|----|----|-----|
| Madrigal, Nick 2b    | 5  | 1 | 1  | 0   | 0  | 0  | 2  | 3  | 0   |
| Kwan, Steven cf/lf   | 2  | 0 | 0  | 0   | 0  | 2  | 0  | 1  | 0   |
| Anderson, Jack rf    | 4  | 1 | 2  | 2   | 1  | 0  | 2  | 0  | 0   |
| Harrison, KJ 1b      | 5  | 0 | 1  | 0   | 0  | 1  | 7  | 0  | 4   |
| Rutschman, Adley c   | 5  | 1 | 3  | 2   | 0  | 10 | 2  | 1  |     |
| Larnach, Trevor dh   | 3  | 0 | 1  | 0   | 1  | 0  | 0  | 0  | 0   |
| Jones, Preston pr/dh | 1  | 1 | 0  | 0   | 0  | 0  | 0  | 0  | 0   |
| Grenier, Cadyn ss    | 4  | 0 | 1  | 0   | 0  | 1  | 3  | 3  | 1   |
| Gretler, Michael 3b  | 4  | 2 | 2  | 2   | 0  | 1  | 0  | 2  |     |
| Atwood, Andy lf      | 2  | 0 | 0  | 0   | 0  | 1  | 1  | 0  | 0   |
| Cary, Elliott ph/cf  | 2  | 0 | 0  | 0   | 0  | 0  | 0  | 0  | 0   |
| Heimlich, Luke p     | 0  | 0 | 0  | 0   | 0  | 0  | 1  | 0  | 0   |
| Eisert, Brandon p    | 0  | 0 | 0  | 0   | 0  | 0  | 0  | 0  | 0   |
| Totals               | 37 | 6 | 12 | 6   | 4  | 4  | 27 | 18 | 10  |

| Score by Innings | 1 | 2 | 3 | 4 | 5 | 6 | 7 | 8 | 9 | R | H  | E |
|------------------|---|---|---|---|---|---|---|---|---|---|----|---|
| Oregon State     | 0 | 0 | 0 | 2 | 1 | 0 | 0 | 3 | 0 | 6 | 12 | 0 |
| Oregon           | 0 | 0 | 0 | 1 | 0 | 0 | 0 | 0 | 0 | 1 | 9  | 2 |

E - Kasser, K(2); Steer, S(7). DP - Oregon State 2; Oregon 3. LOB - Oregon State 10; Oregon 8. 2B - Anderson 2(5); Larnach(11); Kasser, K(7); Travess, T(4). HR - Rutschman(2); Gretler(2). HBP - Kwan; Bennett, Jak. SH - Grenier(7); Kasser, K(9). SB - Madrigal(14); Rutschman(2).

| Oregon State    | ip  | h | r | er | bb | so | ab | bf | np  |
|-----------------|-----|---|---|----|----|----|----|----|-----|
| Heimlich, Luke  | 6.0 | 7 | 1 | 1  | 1  | 7  | 22 | 25 | 100 |
| Eisert, Brandon | 3.0 | 2 | 0 | 0  | 0  | 4  | 11 | 11 | 40  |

Win - Heimlich (8-1). Loss - Stringer, C (4-2). Save - Eisert (3).

HBP - by Heimlich (Bennett, Jak); by Stiles, C (Kwan). Inherited runners/scored: Zwetsch, C 2/2. Pitches/strikes: Heimlich 100/61; Eisert 40/30; Stringer, C 79/47; Acuna, J 20/10; Stiles, C 39/21; Zwetsch, C 24/14.

Umpires - HP: Adam Dowdy 1B: Jason Venzon 2B: Travis Reininger 3B: Ryan Bleiberg  
Start: 6:05 pm Time: 3:21 Attendance: 2209

Weather: Perfect for Ducks and Beavers

### 2017 Oregon State Baseball #1 Oregon State at Oregon May 12, 2017 at Eugene, Ore. (PK Park)

#### Oregon State 5 (40-4,23-3 Pac-12)

| Player                | ab | r | h | rbi | bb | so | po | a | lob |
|-----------------------|----|---|---|-----|----|----|----|---|-----|
| Madrigal, Nick 2b     | 4  | 1 | 2 | 0   | 1  | 1  | 1  | 0 | 0   |
| Kwan, Steven cf/lf    | 4  | 1 | 1 | 3   | 0  | 1  | 5  | 0 | 2   |
| Anderson, Jack rf     | 5  | 0 | 1 | 0   | 0  | 1  | 0  | 0 | 0   |
| Harrison, KJ 1b       | 2  | 0 | 0 | 1   | 2  | 2  | 8  | 0 | 1   |
| Rutschman, Adley c    | 3  | 1 | 0 | 0   | 1  | 1  | 9  | 0 | 0   |
| Larnach, Trevor dh    | 3  | 0 | 0 | 0   | 2  | 0  | 0  | 3 | 0   |
| Donahue, Christian lf | 2  | 0 | 0 | 0   | 1  | 0  | 1  | 0 | 0   |
| Cary, Elliott cf      | 1  | 0 | 0 | 0   | 1  | 1  | 0  | 0 | 0   |
| Gretler, Michael 3b   | 4  | 0 | 0 | 0   | 0  | 2  | 3  | 1 | 0   |
| Grenier, Cadyn ss     | 2  | 2 | 1 | 0   | 2  | 1  | 2  | 3 | 0   |
| Rasmussen, Drew p     | 0  | 0 | 0 | 0   | 0  | 0  | 0  | 0 | 0   |
| Britton, Jordan p     | 0  | 0 | 0 | 0   | 0  | 0  | 0  | 0 | 0   |
| Engelbrekt, Max p     | 0  | 0 | 0 | 0   | 0  | 0  | 0  | 0 | 0   |
| Mulholland, Jake p    | 0  | 0 | 0 | 0   | 0  | 0  | 0  | 0 | 0   |
| Verburg, Mitchell p   | 0  | 0 | 0 | 0   | 0  | 0  | 0  | 0 | 0   |
| Totals                | 30 | 5 | 5 | 4   | 7  | 12 | 27 | 7 | 8   |

| Score by Innings | 1 | 2 | 3 | 4 | 5 | 6 | 7 | 8 | 9 | R | H | E |
|------------------|---|---|---|---|---|---|---|---|---|---|---|---|
| Oregon State     | 0 | 1 | 0 | 0 | 3 | 0 | 0 | 0 | 0 | 5 | 5 | 1 |
| Oregon           | 1 | 0 | 0 | 2 | 0 | 0 | 0 | 1 | 0 | 4 | 7 | 4 |

E - Rutschman(4); Steer, S(8); Breshears, C 2(5); Peterson, D(4). LOB - Oregon State 8; Oregon 9. 2B - Madrigal(17); Kwan(4); Dyer, M(8). HBP - Steer, S; Balta, A. SH - Kwan(9); Larnach(1); Bennett, Jak(5). SF - Harrison(4); Balta, A(1). SB - Donahue(8). CS - Harrison(2).

| Oregon State      | ip  | h | r | er | bb | so | ab | bf | np |
|-------------------|-----|---|---|----|----|----|----|----|----|
| Rasmussen, Drew   | 3.0 | 1 | 1 | 0  | 2  | 5  | 10 | 12 | 58 |
| Britton, Jordan   | 0.1 | 2 | 2 | 1  | 0  | 1  | 3  | 17 |    |
| Engelbrekt, Max   | 3.2 | 1 | 0 | 0  | 1  | 3  | 11 | 13 | 67 |
| Mulholland, Jake  | 1.1 | 4 | 1 | 1  | 0  | 0  | 8  | 9  | 27 |
| Verburg, Mitchell | 0.2 | 0 | 0 | 0  | 0  | 1  | 2  | 3  | 14 |

Win - Engelbrekt (3-0). Loss - Peterson, D (10-3). Save - Verburg (2).

WP - Rasmussen(1); Engelbrekt 2(3); Peterson, D(3); Nelson, R(3). HBP - by Mulholland (Balta, A); by Verburg (Steer, S). PB - Susnara, T(11). Inherited runners/scored: Engelbrekt 2/2; Verburg 2/0. Pitches/strikes: Rasmussen 58/34; Britton 17/9; Engelbrekt 67/38; Mulholland 27/17; Verburg 14/7; Peterson, D 85/54; Warren, B 27/12; Nelson, R 49/30.

Umpires - HP: Jason Venzon 1B: Travis Reininger 2B: Ryan Bleiberg 3B: Adam Dowdy  
Start: 7:05 pm Time: 3:52 Attendance: 2834

Weather: Twin Peaks Visible Thru Haze

2017 Oregon State Baseball  
 #1 Oregon State at Oregon  
 May 13, 2017 at Eugene, Ore. (PK Park)

Oregon State 1 (41-4,24-3 Pac-12)

Oregon 0 (26-21,9-15 Pac-12)

| Player                | ab | r | h | rbi | bb | so | po | a  | lob | Player                | ab | r | h | rbi | bb | so | po | a  | lob |
|-----------------------|----|---|---|-----|----|----|----|----|-----|-----------------------|----|---|---|-----|----|----|----|----|-----|
| Madrigal, Nick 2b     | 4  | 0 | 2 | 0   | 0  | 1  | 3  | 3  | 0   | Kasser, Kyle ss       | 3  | 0 | 1 | 0   | 1  | 0  | 1  | 5  | 1   |
| Kwan, Steven cf/lf    | 4  | 0 | 0 | 0   | 0  | 1  | 0  | 4  | 0   | Dyer, Matthew rf      | 4  | 0 | 0 | 0   | 2  | 0  | 0  | 0  | 1   |
| Anderson, Jack rf     | 2  | 0 | 1 | 0   | 3  | 0  | 4  | 0  | 0   | Steer, Spencer 3b     | 4  | 0 | 0 | 0   | 0  | 0  | 1  | 0  | 0   |
| Harrison, KJ 1b       | 3  | 0 | 1 | 0   | 0  | 1  | 0  | 1  | 0   | Matthews, Gabe 1b     | 4  | 0 | 0 | 0   | 0  | 11 | 0  | 1  | 0   |
| Taylor, Zak 1b        | 2  | 0 | 0 | 0   | 2  | 4  | 0  | 0  | 0   | Sustara, Tim c        | 2  | 0 | 1 | 0   | 1  | 0  | 11 | 0  | 0   |
| Rutschman, Adley c    | 3  | 0 | 0 | 2   | 2  | 6  | 2  | 2  | 0   | Bennett, Jake cf      | 3  | 0 | 0 | 0   | 1  | 1  | 0  | 1  | 0   |
| Donahue, Christian lf | 3  | 1 | 0 | 1   | 2  | 4  | 0  | 1  | 0   | Patzlaff, Daniel dh   | 3  | 0 | 0 | 0   | 2  | 0  | 0  | 0  | 0   |
| Atwood, Andy lf       | 0  | 0 | 0 | 0   | 0  | 1  | 0  | 0  | 0   | Balta, A.J. lf        | 1  | 0 | 0 | 0   | 1  | 0  | 0  | 0  | 0   |
| Malone, Tyler ph      | 1  | 0 | 0 | 0   | 1  | 0  | 0  | 3  | 0   | Nelson, Ryne ph       | 0  | 0 | 0 | 0   | 1  | 0  | 0  | 0  | 0   |
| Cary, Elliott cf      | 0  | 0 | 0 | 0   | 0  | 0  | 0  | 0  | 0   | Travess, Taylor pr/lf | 0  | 0 | 0 | 0   | 0  | 0  | 0  | 0  | 0   |
| Larnach, Trevor dh    | 4  | 0 | 2 | 0   | 0  | 0  | 0  | 0  | 0   | Breshears, Carson 2b  | 1  | 0 | 1 | 0   | 0  | 0  | 3  | 4  | 0   |
| Jones, Preston pr/dh  | 0  | 0 | 0 | 0   | 0  | 0  | 0  | 0  | 0   | McClough Morgan ph/2b | 1  | 0 | 0 | 0   | 0  | 0  | 0  | 0  | 0   |
| Gretler, Michael 3b   | 4  | 0 | 1 | 0   | 0  | 2  | 1  | 2  | 0   | Mercer, Matt p        | 0  | 0 | 0 | 0   | 0  | 0  | 0  | 3  | 0   |
| Grenier, Cady ss      | 4  | 0 | 2 | 1   | 0  | 1  | 2  | 3  | 0   | Stiles, Cooper p      | 0  | 0 | 0 | 0   | 0  | 0  | 0  | 1  | 0   |
| Thompson, Jake p      | 0  | 0 | 0 | 0   | 0  | 0  | 0  | 0  | 0   | Warren, Brac p        | 0  | 0 | 0 | 0   | 0  | 0  | 0  | 0  | 0   |
| Eisert, Brandon p     | 0  | 0 | 0 | 0   | 0  | 0  | 0  | 0  | 0   | Yovan, Kenyon p       | 0  | 0 | 0 | 0   | 0  | 0  | 0  | 1  | 0   |
| Totals                | 34 | 1 | 9 | 1   | 6  | 11 | 27 | 10 | 14  | Totals                | 26 | 0 | 3 | 0   | 3  | 6  | 27 | 15 | 4   |

| Score by Innings | 1 | 2 | 3 | 4 | 5 | 6 | 7 | 8 | 9 | R | H | E |
|------------------|---|---|---|---|---|---|---|---|---|---|---|---|
| Oregon State     | 0 | 0 | 0 | 1 | 0 | 0 | 0 | 0 | 0 | 1 | 9 | 0 |
| Oregon           | 0 | 0 | 0 | 0 | 0 | 0 | 0 | 0 | 0 | 0 | 3 | 0 |

DP - Oregon State 2; Oregon 1. LOB - Oregon State 14; Oregon 4. HBP - Madrigal; Balta, A. SH - Kwan(10); Breshears, C(1). SB - Madrigal(15); Harrison(7); Donahue(9); Kasser, K(4). CS - Breshears, C(1).

| Oregon State    | ip  | h | r | er | bb | so | ab | bf | np | Oregon         | ip  | h | r | er | bb | so | ab | bf | np  |
|-----------------|-----|---|---|----|----|----|----|----|----|----------------|-----|---|---|----|----|----|----|----|-----|
| Thompson, Jake  | 6.2 | 3 | 0 | 0  | 2  | 5  | 19 | 23 | 86 | Mercer, Matt   | 6.0 | 8 | 1 | 1  | 4  | 5  | 24 | 29 | 108 |
| Eisert, Brandon | 2.1 | 0 | 0 | 0  | 1  | 1  | 7  | 8  | 35 | Stiles, Cooper | 1.0 | 0 | 0 | 0  | 0  | 2  | 3  | 3  | 17  |
|                 |     |   |   |    |    |    |    |    |    | Warren, Brac   | 0.2 | 1 | 0 | 0  | 0  | 1  | 3  | 3  | 11  |
|                 |     |   |   |    |    |    |    |    |    | Yovan, Kenyon  | 1.1 | 0 | 0 | 0  | 2  | 3  | 4  | 7  | 29  |

Win - Thompson (11-0). Loss - Mercer, M (5-6). Save - Eisert (4).  
 WP - Mercer, M(4). HBP - by Thompson (Balta, A); by Yovan, K (Madrigal). Inherited runners/scored: Eisert 1/0; Yovan, K 1/0. Pitches/strikes: Thompson 86/50; Eisert 35/20; Mercer, M 108/63; Stiles, C 17/10; Warren, B 11/9; Yovan, K 29/15.

Umpires - HP: Travis Reininger 1B: Ryan Bleiberg 2B: Adam Dowdy 3B: Jason Venzon  
 Start: 7:05 pm Time: 3:21 Attendance: 3517  
 Weather: Paradise - Oregon Style

2017 Oregon State Baseball  
 Portland vs #1 Oregon State  
 May 16, 2017 at Keizer, Ore. (Volcanoes Stadium)

Portland 1 (10-38-1)

Oregon State 7 (42-4)

| Player               | ab | r | h | rbi | bb | so | po | a  | lob | Player               | ab | r | h  | rbi | bb | so | po | a  | lob |
|----------------------|----|---|---|-----|----|----|----|----|-----|----------------------|----|---|----|-----|----|----|----|----|-----|
| ROSEN, Jason rf      | 4  | 0 | 0 | 0   | 0  | 2  | 0  | 0  | 0   | Grenier, Cady ss     | 4  | 1 | 2  | 1   | 1  | 1  | 4  | 4  | 0   |
| BRUNDAGE, Beau cf    | 4  | 1 | 2 | 0   | 0  | 2  | 3  | 0  | 0   | Kwan, Steven lf      | 4  | 2 | 2  | 0   | 1  | 1  | 2  | 0  | 2   |
| KELLY, Matt ss       | 3  | 0 | 2 | 1   | 1  | 0  | 2  | 3  | 0   | Gretler, Michael c   | 4  | 1 | 2  | 1   | 0  | 0  | 6  | 1  | 2   |
| WADE, Kevin 1b       | 4  | 0 | 0 | 0   | 0  | 8  | 2  | 5  | 0   | Anderson, Jack rf    | 3  | 1 | 2  | 2   | 1  | 1  | 3  | 0  | 0   |
| HAWKEN, Cody lf      | 4  | 0 | 0 | 0   | 2  | 1  | 0  | 1  | 0   | Taylor, Zak 1b       | 4  | 0 | 1  | 0   | 0  | 1  | 8  | 1  | 2   |
| HOOGWERWERF, Ryan 3b | 4  | 0 | 2 | 0   | 0  | 1  | 0  | 0  | 0   | Larnach, Trevor dh   | 3  | 2 | 2  | 1   | 0  | 0  | 0  | 0  | 0   |
| KOPAS, Devin c       | 4  | 0 | 0 | 0   | 0  | 7  | 0  | 0  | 0   | Atwood, Andy 3b      | 3  | 0 | 0  | 0   | 0  | 0  | 0  | 1  | 0   |
| HICKS, Mike dh       | 3  | 0 | 0 | 1   | 2  | 0  | 0  | 1  | 0   | Mandazona, George 3b | 1  | 0 | 0  | 0   | 0  | 0  | 0  | 1  | 2   |
| FORGIONE, Michael 2b | 4  | 0 | 0 | 0   | 0  | 3  | 1  | 0  | 0   | Cary, Elliott cf     | 4  | 0 | 0  | 0   | 0  | 1  | 3  | 0  | 0   |
| BUDNICK, Tate p      | 0  | 0 | 0 | 0   | 0  | 1  | 1  | 0  | 0   | Armstrong, Andy 2b   | 4  | 0 | 2  | 1   | 0  | 1  | 1  | 1  | 0   |
| HORAK, Jordan p      | 0  | 0 | 0 | 0   | 0  | 0  | 1  | 0  | 0   | Britton, Jordan p    | 0  | 0 | 0  | 0   | 0  | 0  | 0  | 1  | 0   |
| LUCKENBACH, Marty p  | 0  | 0 | 0 | 0   | 0  | 0  | 0  | 0  | 0   | Gambrell, Grant p    | 0  | 0 | 0  | 0   | 0  | 0  | 0  | 0  | 0   |
| Totals               | 34 | 1 | 6 | 1   | 2  | 7  | 24 | 10 | 8   | Mulholland, Jake p   | 0  | 0 | 0  | 0   | 0  | 0  | 0  | 0  | 0   |
|                      |    |   |   |     |    |    |    |    |     | Tweedt, Sam p        | 0  | 0 | 0  | 0   | 0  | 0  | 0  | 1  | 0   |
|                      |    |   |   |     |    |    |    |    |     | Totals               | 34 | 7 | 13 | 7   | 4  | 6  | 27 | 11 | 8   |

| Score by Innings | 1 | 2 | 3 | 4 | 5 | 6 | 7 | 8 | 9 | R | H  | E |
|------------------|---|---|---|---|---|---|---|---|---|---|----|---|
| Portland         | 0 | 0 | 1 | 0 | 0 | 0 | 0 | 0 | 0 | 1 | 6  | 0 |
| Oregon State     | 0 | 1 | 1 | 0 | 4 | 0 | 1 | 0 | X | 7 | 13 | 4 |

E - Grenier(7); Atwood(2); Britton(1). DP - POR 1; OSU 1. LOB - POR 8; OSU 8. 2B - HOOGWERWERF,R(12); Kwan(5); Gretler(9); Armstrong(1). 3B - KELLY, M(3); Kwan(1); Gretler(4). HR - Grenier(5); Larnach(2). SF - Gretler(2). CS - FORGIONE, M(2); Grenier(4).

| Portland          | ip  | h | r | er | bb | so | ab | bf | np | Oregon State     | ip  | h | r | er | bb | so | ab | bf | np |
|-------------------|-----|---|---|----|----|----|----|----|----|------------------|-----|---|---|----|----|----|----|----|----|
| BUDNICK, Tate     | 4.0 | 7 | 4 | 4  | 2  | 4  | 18 | 20 | 80 | Britton, Jordan  | 4.2 | 5 | 1 | 0  | 0  | 4  | 20 | 20 | 69 |
| HORAK, Jordan     | 2.2 | 5 | 3 | 3  | 1  | 2  | 11 | 13 | 59 | Gambrell, Grant  | 0.0 | 0 | 0 | 0  | 1  | 0  | 0  | 1  | 5  |
| LUCKENBACH, Marty | 1.1 | 1 | 0 | 0  | 1  | 0  | 5  | 6  | 22 | Mulholland, Jake | 2.2 | 0 | 0 | 0  | 1  | 1  | 8  | 9  | 32 |
|                   |     |   |   |    |    |    |    |    |    | Tweedt, Sam      | 1.2 | 1 | 0 | 0  | 0  | 2  | 6  | 7  | 23 |

Win - Mulholland (6-1). Loss - BUDNICK, T (1-9). Save - None.  
 WP - BUDNICK, T(13); HORAK, J(5); LUCKENBACH,M(2); Tweedt(1). Inherited runners/scored: HORAK, J 1/1; LUCKENBACH,M 2/0; Gambrell 2/0; Mulholland 3/0; Tweedt 1/0. Pitches/strikes: BUDNICK, T 80/46; HORAK, J 59/35; LUCKENBACH,M 22/10; Britton 69/46; Gambrell 5/1; Mulholland 32/18; Tweedt 23/16.

Umpires - HP: Jeff Henrichs 1B: Joseph Penna 2B: Erick Holden 3B: Tim Vessey  
 Start: 5:35pm Time: 3:03 Attendance: 3906  
 Weather: 55 Degrees, Mostly Cloudy  
 Gambrell faced 1 batter in the 5th.  
 BUDNICK, T faced 2 batters in the 5th.

2017 Oregon State Baseball  
 Washington State at #1 Oregon State  
 May 19, 2017 at Corvallis, Ore. (Goss Stadium)

Washington State 3 (24-24,10-15 Pac-12)

Oregon State 4 (43-4,25-3 Pac-12)

| Player             | ab | r | h | rbi | bb | so | po | a  | lob | Player                | ab | r | h | rbi | bb | so | po | a  | lob |
|--------------------|----|---|---|-----|----|----|----|----|-----|-----------------------|----|---|---|-----|----|----|----|----|-----|
| Alvarez, Andres ss | 4  | 1 | 0 | 0   | 0  | 1  | 2  | 7  | 0   | Madrigal, Nick 2b     | 2  | 1 | 0 | 0   | 3  | 0  | 2  | 1  | 0   |
| Plew, Dillon 2b    | 4  | 1 | 3 | 0   | 0  | 1  | 3  | 0  | 0   | Kwan, Steven cf       | 4  | 0 | 2 | 1   | 1  | 0  | 3  | 0  | 3   |
| Matheny, Shane 3b  | 3  | 0 | 2 | 1   | 0  | 0  | 1  | 2  | 0   | Anderson, Jack rf     | 3  | 0 | 1 | 1   | 1  | 1  | 1  | 0  | 0   |
| Rudkin, James 1b   | 3  | 1 | 1 | 0   | 0  | 10 | 0  | 3  | 0   | Rutschman, Adley c    | 3  | 1 | 1 | 1   | 0  | 0  | 8  | 2  | 0   |
| Hancock, J.J. rf   | 4  | 0 | 1 | 0   | 0  | 2  | 0  | 0  | 0   | Grenier, Cady ss      | 3  | 0 | 0 | 0   | 1  | 1  | 0  | 5  | 1   |
| Harrer, Justin lf  | 4  | 0 | 0 | 0   | 2  | 0  | 1  | 1  | 0   | Larnach, Trevor dh    | 4  | 0 | 2 | 0   | 0  | 1  | 0  | 0  | 0   |
| Ramsower, Ryan dh  | 4  | 0 | 1 | 1   | 0  | 2  | 0  | 0  | 0   | Cary, Elliott pr      | 0  | 1 | 0 | 0   | 0  | 0  | 0  | 0  | 0   |
| Sinatro, Danny cf  | 4  | 0 | 0 | 0   | 1  | 4  | 0  | 2  | 0   | Gretler, Michael 1b   | 1  | 0 | 1 | 1   | 2  | 0  | 12 | 0  | 0   |
| Waterman, Cal c    | 4  | 0 | 0 | 0   | 1  | 4  | 0  | 0  | 0   | Donahue, Christian lf | 2  | 0 | 1 | 0   | 0  | 0  | 0  | 0  | 1   |
| Jones, Damon p     | 0  | 0 | 0 | 0   | 0  | 0  | 0  | 0  | 0   | Atwood, Andy ph/3b    | 1  | 1 | 0 | 0   | 1  | 0  | 0  | 1  | 0   |
| Nealy, Colby p     | 0  | 0 | 0 | 0   | 0  | 0  | 0  | 0  | 0   | Armstrong, Andy 3b    | 2  | 0 | 0 | 0   | 0  | 0  | 1  | 0  | 0   |
| Dupre, Trenton p   | 0  | 0 | 0 | 0   | 0  | 0  | 0  | 0  | 0   | Malone, Tyler ph      | 1  | 0 | 0 | 0   | 1  | 0  | 0  | 0  | 0   |
| Walker, Ryan p     | 0  | 0 | 0 | 0   | 0  | 0  | 0  | 0  | 0   | Jones, Preston lf     | 1  | 0 | 0 | 0   | 0  | 0  | 0  | 0  | 1   |
| Sunitsch, Scotty p | 0  | 0 | 0 | 0   | 0  | 0  | 0  | 0  | 0   | Heimlich, Luke p      | 0  | 0 | 0 | 0   | 0  | 0  | 2  | 0  | 0   |
| Totals             | 34 | 3 | 8 | 3   | 0  | 8  | 26 | 14 | 6   | Totals                | 27 | 4 | 7 | 4   | 9  | 4  | 27 | 11 | 9   |

| Score by Innings | 1 | 2 | 3 | 4 | 5 | 6 | 7 | 8 | 9 | R | H | E |
|------------------|---|---|---|---|---|---|---|---|---|---|---|---|
| Washington State | 0 | 0 | 1 | 0 | 0 | 2 | 0 | 0 | 0 | 3 | 8 | 0 |
| Oregon State     | 0 | 1 | 0 | 0 | 0 | 0 | 0 | 1 | 2 | 4 | 7 | 1 |

Note: 2 outs, 3 runners LOB when the game ended.

E - Grenier(8). DP - WSU 2. LOB - WSU 6; OSU 9. 2B - Plew, D(10); Rudkin, J(13); Larnach(12). SH - Matheny, S(3); Rudkin, J(3); Anderson(5); Gretler(4). SF - Rutschman(5).

| Washington State | ip  | h | r | er | bb | so | ab | bf | np             | Oregon State | ip | h | r | er | bb | so | ab | bf  | np |
|------------------|-----|---|---|----|----|----|----|----|----------------|--------------|----|---|---|----|----|----|----|-----|----|
| Jones, Damon     | 4.1 | 4 | 1 | 1  | 2  | 15 | 17 | 72 | Heimlich, Luke | 9.0          | 8  | 3 | 2 | 0  | 8  | 34 | 36 | 105 |    |
| Nealy, Colby     | 2.0 | 1 | 0 | 0  | 2  | 0  | 6  | 8  | 28             |              |    |   |   |    |    |    |    |     |    |
| Dupre, Trenton   | 0.1 | 0 | 0 | 0  | 0  | 0  | 1  | 1  | 2              |              |    |   |   |    |    |    |    |     |    |
| Walker, Ryan     | 1.1 | 1 | 1 | 1  | 1  | 2  | 3  | 6  | 27             |              |    |   |   |    |    |    |    |     |    |
| Sunitsch, Scotty | 0.2 | 1 | 2 | 2  | 4  | 0  | 2  | 7  | 34             |              |    |   |   |    |    |    |    |     |    |

Win - Heimlich (9-1). Loss - Sunitsch, S (2-4). Save - None.  
 Inherited runners/scored: Nealy, C 2/0; Dupre, T 1/0; Walker, R 1/0. Pitches/strikes: Jones, D 72/38; Nealy, C 28/16; Dupre, T 2/1; Walker, R 27/15; Sunitsch, S 34/14; Heimlich 105/75.

Umpires - HP: Joe Malden 1B: Heath Jones 2B: Joe Burleson 3B: Kenneth Durham  
 Start: 4:05pm Time: 2:42 Attendance: 3583  
 Weather: Sunny, 75 Degrees

2017 Oregon State Baseball  
 Washington State at #1 Oregon State  
 May 20, 2017 at Corvallis, Ore. (Goss Stadium)

Washington State 0 (24-25,10-16 PAC-12)

# 2017 OREGON STATE BASEBALL

## BOX SCORES

Twitter.com/BeaverBaseball  
Instagram.com/BeaverBaseball  
Facebook.com/OregonStateBaseball

### 2017 Oregon State Baseball Washington State at #1 Oregon State May 21, 2017 at Corvallis, Ore. (Goss Stadium)

#### Washington State 3 (24-26,10-17 Pac-12)

| Player                  | ab        | r        | h        | rbi      | bb       | so        | po       | a | lob |
|-------------------------|-----------|----------|----------|----------|----------|-----------|----------|---|-----|
| Plew, Dillon 2b         | 3         | 1        | 1        | 0        | 2        | 0         | 0        | 4 | 0   |
| Alvarez, Andres ss      | 3         | 0        | 0        | 0        | 1        | 4         | 1        | 1 |     |
| Teegarden, Reagan ph/ss | 1         | 0        | 1        | 1        | 0        | 0         | 0        | 0 |     |
| Matheny, Shane 3b       | 4         | 0        | 0        | 0        | 1        | 0         | 2        | 3 |     |
| Rudkin, James 1b        | 4         | 0        | 1        | 1        | 0        | 5         | 0        | 2 |     |
| Hancock, J.J. rf        | 3         | 0        | 1        | 0        | 0        | 3         | 0        | 0 |     |
| Chapman, Derek ph/lf    | 1         | 0        | 0        | 0        | 1        | 0         | 2        |   |     |
| Clanton, Blake lf       | 3         | 0        | 0        | 0        | 1        | 5         | 1        | 0 |     |
| Shirer, Dugan cf        | 1         | 0        | 0        | 0        | 1        | 0         | 0        |   |     |
| Ramsower, Ryan dh       | 4         | 0        | 0        | 0        | 1        | 0         | 1        |   |     |
| Sinatro, Danny cf       | 2         | 0        | 0        | 0        | 1        | 1         | 0        | 0 |     |
| Sage, Johnny ph/ff      | 2         | 1        | 1        | 0        | 1        | 1         | 0        |   |     |
| Waterman, Cal c         | 1         | 0        | 0        | 0        | 0        | 3         | 0        |   |     |
| Meyer, Cory ph/c        | 2         | 1        | 2        | 0        | 1        | 0         | 1        |   |     |
| Block, A.J. p           | 0         | 0        | 0        | 0        | 0        | 0         | 0        |   |     |
| Dupre, Trenton p        | 0         | 0        | 0        | 0        | 0        | 0         | 0        |   |     |
| Walker, Ryan p          | 0         | 0        | 0        | 0        | 0        | 0         | 0        |   |     |
| Sunitsch, Scotty p      | 0         | 0        | 0        | 0        | 0        | 0         | 1        |   |     |
| Rosenstein, Joe p       | 0         | 0        | 0        | 0        | 0        | 0         | 0        |   |     |
| Mullins, Isaac p        | 0         | 0        | 0        | 0        | 0        | 0         | 0        |   |     |
| <b>Totals</b>           | <b>34</b> | <b>3</b> | <b>7</b> | <b>2</b> | <b>5</b> | <b>24</b> | <b>9</b> |   |     |

| Score by Innings | 1 | 2 | 3 | 4 | 5 | 6 | 7 | 8 | 9 | R  | H  | E |
|------------------|---|---|---|---|---|---|---|---|---|----|----|---|
| Washington State | 0 | 0 | 0 | 0 | 0 | 0 | 0 | 2 | 1 | 3  | 7  | 1 |
| Oregon State     | 2 | 0 | 1 | 0 | 7 | 0 | 4 | 0 | X | 14 | 12 | 1 |

E - Matheny, S(8); Armstrong(2). DP - WSU 1. LOB - WSU 9; OSU 6. 2B - Hancock, JJ(12); Madrigal(18); Grenier(4); Donahue(8). HR - Madrigal(4). HBP - Rutschman; Larnach. SF - Gretler(3); Donahue(3).

| Washington State | ip  | h | r | er | bb | so | ab | bf | np |
|------------------|-----|---|---|----|----|----|----|----|----|
| Block, A.J.      | 1.0 | 2 | 2 | 2  | 1  | 4  | 6  | 24 |    |
| Dupre, Trenton   | 2.0 | 2 | 1 | 0  | 1  | 0  | 7  | 9  | 27 |
| Walker, Ryan     | 1.1 | 4 | 5 | 2  | 1  | 7  | 10 | 42 |    |
| Sunitsch, Scotty | 1.2 | 2 | 2 | 1  | 0  | 6  | 8  | 25 |    |
| Rosenstein, Joe  | 1.0 | 2 | 4 | 2  | 0  | 5  | 8  | 39 |    |
| Mullins, Isaac   | 1.0 | 0 | 0 | 0  | 1  | 3  | 3  | 11 |    |

Win - Rasmussen (2-0). Loss - Block, A.J. (0-3). Save - None.  
WP - Rosenstein(9). HBP - by Sunitsch, S (Rutschman); by Rosenstein (Larnach). Inherited runners/scored: Sunitsch, S 2/2; Eisert 2/0; Tweedt 2/2; Mulholland 3/0. Pitches/strikes: Block, A.J. 24/10; Dupre, T 27/16; Walker, R 42/23; Sunitsch, S 25/13; Rosenstein 39/19; Mullins, I 11/7; Rasmussen 74/50; Eisert 20/13; Gambrell 10/2; Tweedt 10/8; Hickey 22/12; Mulholland 1/1.

Umpires - HP: Joe Bureson 1B: Kenneth Durham 2B: Joe Maiden 3B: Heath Jones  
Start: 12:05pm Time: 2:57 Attendance: 3629  
Weather: 72 Degrees, Sunny  
Gambrell faced 2 batters in the 8th.

#### Oregon State 14 (45-4,27-3 Pac-12)

| Player                | ab        | r         | h         | rbi       | bb       | so       | po        | a        | lob      |
|-----------------------|-----------|-----------|-----------|-----------|----------|----------|-----------|----------|----------|
| Madrigal, Nick 2b     | 5         | 2         | 2         | 5         | 0        | 0        | 1         | 2        | 2        |
| Anderson, Jack rf     | 3         | 2         | 0         | 1         | 2        | 0        | 1         | 0        | 0        |
| Rutschman, Adley c/1b | 4         | 2         | 2         | 1         | 0        | 1        | 9         | 3        | 0        |
| Larnach, Trevor dh    | 3         | 2         | 2         | 1         | 1        | 0        | 0         | 0        | 0        |
| Gretler, Michael 1b/c | 4         | 1         | 3         | 3         | 0        | 0        | 9         | 1        | 1        |
| Grenier, Cadyn ss     | 4         | 0         | 1         | 1         | 1        | 0        | 4         | 0        | 2        |
| Donahue, Christian lf | 2         | 1         | 1         | 1         | 2        | 1        | 0         | 0        | 0        |
| Cary, Elliott cf      | 2         | 0         | 0         | 0         | 0        | 0        | 1         | 0        | 0        |
| Atwood, Andy ph/cf    | 1         | 1         | 0         | 1         | 0        | 0        | 0         | 0        | 0        |
| Malone, Tyler ph      | 1         | 0         | 1         | 0         | 0        | 0        | 0         | 0        | 0        |
| Jones, Preston pr/cf  | 1         | 1         | 0         | 0         | 0        | 0        | 0         | 0        | 0        |
| Mendoza, George 3b    | 2         | 0         | 0         | 0         | 0        | 1        | 0         | 1        | 0        |
| Armstrong, Andy ph/3b | 0         | 2         | 0         | 0         | 2        | 0        | 0         | 0        | 0        |
| Rasmussen, Drew p     | 0         | 0         | 0         | 0         | 0        | 0        | 1         | 0        | 0        |
| Eisert, Brandon p     | 0         | 0         | 0         | 0         | 0        | 0        | 0         | 0        | 0        |
| Gambrell, Grant p     | 0         | 0         | 0         | 0         | 0        | 0        | 0         | 0        | 0        |
| Tweedt, Sam p         | 0         | 0         | 0         | 0         | 0        | 0        | 0         | 0        | 0        |
| Hickey, Mitch p       | 0         | 0         | 0         | 0         | 0        | 0        | 0         | 0        | 0        |
| Mulholland, Jake p    | 0         | 0         | 0         | 0         | 0        | 0        | 1         | 0        | 0        |
| <b>Totals</b>         | <b>32</b> | <b>14</b> | <b>12</b> | <b>14</b> | <b>8</b> | <b>3</b> | <b>27</b> | <b>7</b> | <b>6</b> |

| Score by Innings | 1 | 2 | 3 | 4 | 5 | 6 | 7 | 8 | 9 | R  | H  | E |
|------------------|---|---|---|---|---|---|---|---|---|----|----|---|
| Washington State | 0 | 0 | 0 | 0 | 0 | 0 | 0 | 0 | 0 | 3  | 7  | 1 |
| Oregon State     | 2 | 0 | 1 | 0 | 7 | 0 | 4 | 0 | X | 14 | 12 | 1 |

| Oregon State     | ip  | h | r | er | bb | so | ab | bf | np |
|------------------|-----|---|---|----|----|----|----|----|----|
| Rasmussen, Drew  | 5.2 | 3 | 0 | 0  | 1  | 4  | 20 | 21 | 74 |
| Eisert, Brandon  | 1.2 | 0 | 0 | 0  | 1  | 5  | 5  | 20 |    |
| Gambrell, Grant  | 0.0 | 0 | 2 | 1  | 2  | 0  | 2  | 10 |    |
| Tweedt, Sam      | 0.2 | 2 | 0 | 0  | 2  | 4  | 4  | 10 |    |
| Hickey, Mitch    | 0.2 | 2 | 1 | 1  | 2  | 0  | 4  | 6  | 22 |
| Mulholland, Jake | 0.1 | 0 | 0 | 0  | 0  | 0  | 1  | 1  | 1  |

Win - Rasmussen (2-0). Loss - Block, A.J. (0-3). Save - None.  
WP - Rosenstein(9). HBP - by Sunitsch, S (Rutschman); by Rosenstein (Larnach). Inherited runners/scored: Sunitsch, S 2/2; Eisert 2/0; Tweedt 2/2; Mulholland 3/0. Pitches/strikes: Block, A.J. 24/10; Dupre, T 27/16; Walker, R 42/23; Sunitsch, S 25/13; Rosenstein 39/19; Mullins, I 11/7; Rasmussen 74/50; Eisert 20/13; Gambrell 10/2; Tweedt 10/8; Hickey 22/12; Mulholland 1/1.

Umpires - HP: Joe Bureson 1B: Kenneth Durham 2B: Joe Maiden 3B: Heath Jones  
Start: 12:05pm Time: 2:57 Attendance: 3629  
Weather: 72 Degrees, Sunny  
Gambrell faced 2 batters in the 8th.

### 2017 Oregon State Baseball Abilene Christian at #1 Oregon State May 25, 2017 at Corvallis, Ore. (Goss Stadium)

#### Abilene Christian 0 (13-40)

| Player               | ab        | r        | h        | rbi      | bb       | so       | po        | a         | lob      |
|----------------------|-----------|----------|----------|----------|----------|----------|-----------|-----------|----------|
| Russell Crippen 2b   | 4         | 0        | 0        | 0        | 0        | 1        | 0         | 2         | 0        |
| Derek Scott cf       | 4         | 0        | 0        | 0        | 1        | 4        | 0         | 0         | 0        |
| Luis Trevino c       | 4         | 0        | 2        | 0        | 0        | 7        | 2         | 0         | 0        |
| Anthony Dominguez dh | 3         | 0        | 1        | 0        | 1        | 0        | 0         | 2         |          |
| Aaron Draper rf      | 3         | 0        | 1        | 0        | 0        | 1        | 0         | 0         | 0        |
| Koby Claborn 1b      | 3         | 0        | 1        | 0        | 0        | 1        | 8         | 1         | 1        |
| Dalon Farkas lf      | 3         | 0        | 0        | 0        | 1        | 1        | 0         | 0         | 0        |
| Cole Solomon 3b      | 3         | 0        | 0        | 0        | 2        | 2        | 1         |           |          |
| Mark Pearson ss      | 3         | 0        | 0        | 0        | 0        | 1        | 2         | 0         | 0        |
| Lambricht p          | 0         | 0        | 0        | 0        | 0        | 0        | 0         | 0         | 0        |
| Blake Bouffard p     | 0         | 0        | 0        | 0        | 0        | 0        | 1         | 0         | 0        |
| <b>Totals</b>        | <b>30</b> | <b>0</b> | <b>5</b> | <b>0</b> | <b>1</b> | <b>6</b> | <b>24</b> | <b>10</b> | <b>4</b> |

| Score by Innings  | 1 | 2 | 3 | 4 | 5 | 6 | 7 | 8 | 9 | R | H | E |
|-------------------|---|---|---|---|---|---|---|---|---|---|---|---|
| Abilene Christian | 0 | 0 | 0 | 0 | 0 | 0 | 0 | 0 | 0 | 0 | 5 | 2 |
| Oregon State      | 0 | 5 | 0 | 0 | 1 | 0 | 0 | 3 | X | 9 | 6 | 0 |

E - Farkas; Pearson. DP - ACU 1; OSU 1. LOB - ACU 4; OSU 6. 2B - Cary(3); Jones(1). 3B - Jones(1). HBP - Madrigal. SF - Larnach(4). SB - Rutschman(4). CS - Claborn; Gretler(1).

| Abilene Christian | ip  | h | r | er | bb | so | ab | bf | np  |
|-------------------|-----|---|---|----|----|----|----|----|-----|
| Lambricht         | 5.0 | 2 | 6 | 5  | 9  | 6  | 15 | 25 | 110 |
| Blake Bouffard    | 3.0 | 4 | 3 | 2  | 0  | 1  | 13 | 14 | 56  |

Win - Heimlich (10-1). Loss - Lambricht (0-4). Save - None.  
WP - Lambricht 4. HBP - by Bouffard (Madrigal). Inherited runners/scored: None. Pitches/strikes: Lambricht 110/53; Bouffard 56/33; Heimlich 88/64; Engelbrekt 13/9.

Umpires - HP: Chuck Lyon 1B: Blake Jensen 2B: Barry Larson 3B: Mik Hendrickson  
Start: 5:35pm Time: 2:29 Attendance: 3432  
Weather: 72 Degrees, Sunny

#### Oregon State 9 (46-4)

| Player              | ab        | r        | h        | rbi      | bb       | so       | po        | a         | lob      |
|---------------------|-----------|----------|----------|----------|----------|----------|-----------|-----------|----------|
| Madrigal, Nick 2b   | 4         | 1        | 0        | 0        | 0        | 0        | 1         | 4         | 0        |
| Anderson, Jack rf   | 5         | 0        | 2        | 2        | 0        | 1        | 2         | 0         | 0        |
| Rutschman, Adley c  | 3         | 1        | 0        | 0        | 2        | 1        | 4         | 3         | 1        |
| Gretler, Michael 1b | 3         | 0        | 0        | 0        | 1        | 0        | 13        | 0         | 1        |
| Larnach, Trevor dh  | 2         | 1        | 0        | 1        | 1        | 0        | 0         | 1         | 0        |
| Grenier, Cadyn ss   | 2         | 1        | 0        | 0        | 2        | 1        | 4         | 3         | 0        |
| Atwood, Andy cf     | 3         | 1        | 1        | 0        | 0        | 2        | 0         | 2         | 0        |
| Cary, Elliott cf    | 1         | 1        | 1        | 0        | 0        | 0        | 0         | 0         | 0        |
| Armstrong, Andy 3b  | 1         | 1        | 0        | 1        | 2        | 1        | 0         | 2         | 0        |
| Malone, Tyler ph    | 1         | 0        | 0        | 0        | 0        | 0        | 0         | 0         | 0        |
| Jones, Preston lf   | 0         | 0        | 0        | 0        | 0        | 0        | 0         | 0         | 0        |
| Mendoza, George 3b  | 3         | 2        | 2        | 3        | 1        | 0        | 3         | 0         | 0        |
| Heimlich, Luke p    | 0         | 0        | 0        | 0        | 0        | 0        | 0         | 0         | 0        |
| Engelbrekt, Max p   | 0         | 0        | 0        | 0        | 0        | 0        | 0         | 0         | 0        |
| <b>Totals</b>       | <b>28</b> | <b>9</b> | <b>6</b> | <b>7</b> | <b>9</b> | <b>7</b> | <b>27</b> | <b>14</b> | <b>6</b> |

| Score by Innings  | 1 | 2 | 3 | 4 | 5 | 6 | 7 | 8 | 9 | R | H | E |
|-------------------|---|---|---|---|---|---|---|---|---|---|---|---|
| Abilene Christian | 0 | 0 | 0 | 0 | 0 | 0 | 0 | 0 | 0 | 0 | 5 | 2 |
| Oregon State      | 0 | 5 | 0 | 0 | 1 | 0 | 0 | 3 | X | 9 | 6 | 0 |

| Oregon State    | ip  | h | r | er | bb | so | ab | bf | np |
|-----------------|-----|---|---|----|----|----|----|----|----|
| Heimlich, Luke  | 8.0 | 4 | 0 | 0  | 1  | 6  | 26 | 27 | 88 |
| Engelbrekt, Max | 1.0 | 1 | 0 | 0  | 0  | 0  | 4  | 4  | 13 |

Win - Heimlich (10-1). Loss - Lambricht (0-4). Save - None.  
WP - Lambricht 4. HBP - by Bouffard (Madrigal). Inherited runners/scored: None. Pitches/strikes: Lambricht 110/53; Bouffard 56/33; Heimlich 88/64; Engelbrekt 13/9.

Umpires - HP: Chuck Lyon 1B: Blake Jensen 2B: Barry Larson 3B: Mik Hendrickson  
Start: 5:35pm Time: 2:29 Attendance: 3432  
Weather: 72 Degrees, Sunny

### 2017 Oregon State Baseball Abilene Christian at #1 Oregon State May 26, 2017 at Corvallis, Ore. (Goss Stadium)

#### Abilene Christian 4 (13-41)

| Player               | ab        | r        | h         | rbi      | bb       | so       | po        | a         | lob       |
|----------------------|-----------|----------|-----------|----------|----------|----------|-----------|-----------|-----------|
| Russell Crippen 2b   | 6         | 0        | 0         | 1        | 0        | 2        | 6         | 1         |           |
| Derek Scott cf       | 6         | 0        | 2         | 0        | 0        | 2        | 0         | 0         |           |
| Luis Trevino c       | 6         | 0        | 4         | 0        | 0        | 7        | 0         | 1         |           |
| Anthony Dominguez dh | 6         | 0        | 2         | 0        | 0        | 0        | 0         | 3         |           |
| Aaron Draper rf      | 4         | 0        | 2         | 0        | 1        | 1        | 2         | 0         |           |
| Koby Claborn 1b      | 4         | 0        | 2         | 0        | 1        | 0        | 11        | 2         | 1         |
| Dalon Farkas lf      | 5         | 1        | 1         | 0        | 0        | 2        | 1         | 0         | 1         |
| Cole Solomon 3b      | 4         | 2        | 2         | 0        | 1        | 2        | 2         | 3         |           |
| Mark Pearson ss      | 5         | 1        | 2         | 1        | 0        | 1        | 4         | 5         | 0         |
| Drew Hanson p        | 0         | 0        | 0         | 0        | 0        | 0        | 0         | 0         | 0         |
| Keaton Brewer p      | 0         | 0        | 0         | 0        | 0        | 0        | 0         | 0         | 0         |
| Brandon Lambricht p  | 0         | 0        | 0         | 0        | 0        | 0        | 0         | 0         | 0         |
| Cyle Watkins p       | 0         | 0        | 0         | 0        | 0        | 0        | 0         | 1         | 0         |
| <b>Totals</b>        | <b>46</b> | <b>4</b> | <b>15</b> | <b>4</b> | <b>3</b> | <b>5</b> | <b>31</b> | <b>16</b> | <b>13</b> |

| Score by Innings  | 1 | 2 | 3 | 4 | 5 | 6 | 7 | 8 | 9 | 10 | 11 | R  | H  | E |
|-------------------|---|---|---|---|---|---|---|---|---|----|----|----|----|---|
| Abilene Christian | 0 | 0 | 2 | 2 | 0 | 0 | 0 | 0 | 0 | 0  | 0  | 4  | 15 | 1 |
| Oregon State      | 0 | 0 | 0 | 0 | 3 | 0 | 0 | 1 | 0 | 1  | 5  | 11 | 0  | 0 |

Note: 1 out, 1 runner LOB when the game ended.  
E - Solomon(7). DP - ACU 2. LOB - ACU 13; OSU 10. 2B - Trevino(18); Dominguez(8); Claborn(7); Farkas(18). 3B - Solomon(1). HR - Larnach(3). SH - Draper(7); Madrigal(6). SB - Pearson(2); Jones(2). CS - Trevino(2).

| Abilene Christian | ip  | h | r | er | bb | so | ab | bf | np |
|-------------------|-----|---|---|----|----|----|----|----|----|
| Drew Hanson       | 5.2 | 4 | 1 | 1  | 1  | 1  | 20 | 21 | 80 |
| Keaton Brewer     | 1.0 | 4 | 2 |    |    |    |    |    |    |

**2017 Oregon State Baseball**  
**Abilene Christian at #1 Oregon State**  
**May 28, 2017 at Corvallis, Ore. (Goss Stadium)**

**Abilene Christian 2 (13-43)**

| Player               | ab        | r        | h        | rbi      | bb       | so       | po        | a        | lob      |
|----------------------|-----------|----------|----------|----------|----------|----------|-----------|----------|----------|
| Aaron Draper rf      | 5         | 0        | 0        | 0        | 0        | 3        | 1         | 0        | 3        |
| Anthony Dominguez lf | 3         | 0        | 1        | 0        | 1        | 0        | 4         | 0        | 0        |
| Russell Crippen 2b   | 4         | 0        | 0        | 0        | 0        | 1        | 3         | 3        | 2        |
| Koby Claborn 1b      | 4         | 1        | 1        | 0        | 0        | 1        | 8         | 0        | 1        |
| Lane Bourland c      | 4         | 0        | 0        | 0        | 0        | 2        | 4         | 1        | 1        |
| Dalon Farkas dh      | 3         | 1        | 0        | 0        | 1        | 1        | 0         | 0        | 0        |
| Bradley Lewis cf     | 3         | 0        | 1        | 1        | 1        | 0        | 1         | 0        | 0        |
| Cole Solomon 3b      | 3         | 0        | 1        | 1        | 0        | 0        | 2         | 1        | 1        |
| Hillin Warren ph     | 1         | 0        | 1        | 0        | 0        | 0        | 0         | 0        | 0        |
| Mark Pearson ss      | 3         | 0        | 1        | 0        | 0        | 0        | 1         | 4        | 0        |
| Nick Skeffington p   | 0         | 0        | 0        | 0        | 0        | 0        | 0         | 0        | 0        |
| Jonah Smith p        | 0         | 0        | 0        | 0        | 0        | 0        | 0         | 0        | 0        |
| Keaton Brewer p      | 0         | 0        | 0        | 0        | 0        | 0        | 0         | 0        | 0        |
| <b>Totals</b>        | <b>33</b> | <b>2</b> | <b>6</b> | <b>2</b> | <b>3</b> | <b>8</b> | <b>24</b> | <b>9</b> | <b>8</b> |

**Oregon State 4 (49-4)**

| Player                | ab        | r        | h        | rbi      | bb       | so       | po        | a        | lob      |
|-----------------------|-----------|----------|----------|----------|----------|----------|-----------|----------|----------|
| Grenier, Cady ss      | 5         | 0        | 1        | 0        | 0        | 1        | 1         | 3        | 1        |
| Jones, Preston cf     | 3         | 1        | 1        | 0        | 1        | 0        | 5         | 0        | 2        |
| Larnach, Trevor rf    | 3         | 0        | 1        | 1        | 1        | 0        | 1         | 0        | 1        |
| Anderson, Jack rf     | 0         | 0        | 0        | 0        | 0        | 0        | 1         | 0        | 0        |
| Rutschman, Adley dh/c | 3         | 0        | 0        | 0        | 1        | 0        | 1         | 0        | 1        |
| Gretter, Michael c/3b | 3         | 1        | 0        | 0        | 1        | 1        | 7         | 0        | 1        |
| Donahue, Christian lf | 3         | 1        | 1        | 0        | 1        | 0        | 3         | 0        | 0        |
| Taylor, Zak 1b        | 3         | 0        | 1        | 0        | 1        | 1        | 4         | 1        | 0        |
| Atwood, Andy 3b       | 3         | 1        | 2        | 1        | 1        | 0        | 1         | 1        | 1        |
| Armstrong, Andy 2b    | 3         | 0        | 1        | 0        | 0        | 0        | 3         | 0        | 2        |
| Malone, Tyler ph      | 1         | 0        | 1        | 0        | 0        | 0        | 0         | 0        | 0        |
| Madrigal, Nick pr/2b  | 0         | 0        | 0        | 0        | 0        | 0        | 0         | 0        | 0        |
| Britton, Jordan p     | 0         | 0        | 0        | 0        | 0        | 0        | 0         | 1        | 0        |
| Fehmel, Bryce p       | 0         | 0        | 0        | 0        | 0        | 0        | 1         | 0        | 0        |
| Mulholland, Jake p    | 0         | 0        | 0        | 0        | 0        | 0        | 0         | 0        | 0        |
| <b>Totals</b>         | <b>30</b> | <b>4</b> | <b>8</b> | <b>3</b> | <b>7</b> | <b>4</b> | <b>27</b> | <b>6</b> | <b>9</b> |

| Score by Innings  | 1 | 2 | 3 | 4 | 5 | 6 | 7 | 8 | 9 | R | H | E |
|-------------------|---|---|---|---|---|---|---|---|---|---|---|---|
| Abilene Christian | 0 | 0 | 0 | 1 | 0 | 0 | 1 | 0 | 0 | 2 | 6 | 1 |
| Oregon State      | 1 | 1 | 2 | 0 | 0 | 0 | 0 | 0 | X | 4 | 8 | 2 |

E - Solomon(8); Armstrong(3); Britton(2). DP - ACU 2. LOB - ACU 8; OSU 9. 2B - Lewis(1); Jones(2); Larnach(14).  
 HR - Atwood(1). SH - Pearson(9). SB - Farkas(4). CS - Pearson(3); Larnach(1).

| Abilene Christian | ip  | h | r | er | bb | so | ab | bf | np |
|-------------------|-----|---|---|----|----|----|----|----|----|
| Nick Skeffington  | 2.2 | 5 | 4 | 2  | 6  | 0  | 11 | 17 | 64 |
| Jonah Smith       | 4.1 | 2 | 0 | 0  | 1  | 1  | 15 | 16 | 59 |
| Keaton Brewer     | 1.0 | 1 | 0 | 0  | 0  | 3  | 4  | 4  | 16 |

| Oregon State     | ip  | h | r | er | bb | so | ab | bf | np |
|------------------|-----|---|---|----|----|----|----|----|----|
| Britton, Jordan  | 6.0 | 3 | 2 | 2  | 2  | 7  | 21 | 24 | 85 |
| Fehmel, Bryce    | 1.0 | 1 | 0 | 0  | 0  | 0  | 4  | 4  | 16 |
| Mulholland, Jake | 2.0 | 2 | 0 | 0  | 1  | 1  | 8  | 9  | 30 |

Win - Britton (2-0). Loss - Skeffington (1-6). Save - Mulholland (6).  
 WP - Smith(5); Britton(1). PB - Bourland(14). Inherited runners/scored: Smith 3/1; Fehmel 1/1. Pitches/strikes:  
 Skeffington 64/28; Smith 59/34; Brewer 16/14; Britton 85/53; Fehmel 16/10; Mulholland 30/20.

Umpires - HP: Mik Hendrickson 1B: Chuck Lyon 2B: Blake Jensen 3B: Barry Larson  
 Start: 12:05pm Time: 2:35 Attendance: 3547  
 Weather: 71 Degrees, Sunny  
 Britton faced 1 batter in the 7th.



## 2013 CWS Participants Beavers Return To Omaha

The Oregon State baseball team returned to Omaha in 2013 after a five-year hiatus from the College World Series. The Beavers made the trip on the strength of an incredibly strong pitching staff and a balanced offense.

Much like past seasons, the Beavers relied heavily on a Northwest flavor with its roster. Twenty players on the team's 35-man roster hailed from either Washington or Oregon, including all three of the team's weekend starters, Matt Boyd, Ben Wetzler and Andrew Moore.

The Beavers broke the school record for victories with 52, won the Pac-12 Conference with a 24-6 record and advanced to the World Series after hosting both the Corvallis Regional and Corvallis Super Regional.

- Oregon State played its first ever games at TD Ameritrade Park Omaha, going 2-2. The two victories gave the Beavers 13 all-time wins in Omaha, with each belonging to head coach Pat Casey.

- Oregon State batted .290 during the postseason and finished with a 3.00 earned run average. Kavin Keyes paced OSU with a .357 batting average and Michael Conforto set the OSU single postseason record with six doubles. Ben Wetzler was stellar for the Beavers on the mound, posting a 3-0 record and 2.74 ERA. He, Matt Boyd and Andrew Moore combined to pitch in 76 of the team's 90 postseason innings (84.4 percent) and tallied a 6-2 record.

- Matt Boyd recorded the Beavers' first-ever complete-game effort at the College World Series in his last collegiate appearance when he shut out Indiana in a 1-0 win over June 19. It was just the 18th all-time 1-0 game at the College World Series, and the first since 1985.

- Oregon State's 52 victories surpassed the 2006 club's school-record 50-win season. The Beavers' 2013 winning percentage of .800 was the best mark in modern OSU history and led the Pac-12 Conference. The 52 wins is also the most by a Pac-12 school since Arizona State won 52 in 2010.

- The Beavers stretched their program record postseason appearances to five and in eight of the last nine seasons. Oregon State has made four NCAA College World Series appearances during that stretch.

- Oregon State won its third league title under head coach Pat Casey and did so with a 24-6 record. The 24 wins is the most by a league team since the then-Pac-10 unified prior to the 1999 season. The 24 wins is the most since USC won the Pac-10 South in 1996.

- Michael Conforto was named the Pac-12's Player of the Year and Andrew Moore earned Freshman of the Year honors. Both were also named All-Americans, as was Matt Boyd, giving the Beavers three in a year for just the second time in school history (the first coming in 2006).

- Moore was named a first-team All-American, becoming the first true freshman in OSU history to pick up the honor. Conforto, meanwhile, became just the fifth player in school history to record back-to-back All-American seasons.

- The Beavers lost consecutive games just once, in a doubleheader against Washington on April 20. Oregon State opened the year with 15 consecutive wins, and later had a 12-game win streak that began the day after the doubleheader loss. Oregon State headed into the postseason with 16 wins in its last 18 games.

- OSU finished with the nation's second-lowest ERA at 2.28, which also led the Pac-12 and set a new school record for best ERA. The Beavers also led the Pac-12 with a .217 batting average against and were second in fewest hits allowed at 454 and fifth in fewest walks allowed at 173, just 15 behind the Pac-12's leader.

- Oregon State found itself in the top 10 every weekend according to Baseball America. The Beavers were outside the top 10 just twice according to the other four major polls.

### 2013 Roster

| No. | Pitchers         | Yr. | B-T | Ht.  | Wt. | Hometown            |
|-----|------------------|-----|-----|------|-----|---------------------|
| 29  | Clay Bauer       | Jr. | R-R | 6-6  | 211 | Livermore, Calif.   |
| 31  | Matt Boyd        | Sr. | L-L | 6-3  | 217 | Mercer Island, WA   |
| 22  | Cole Brocker     | Sr. | R-R | 6-2  | 219 | Appleton, Wis.      |
| 36  | Tony Bryant      | Sr. | R-R | 6-7  | 221 | Kennewick, Wash.    |
| 41  | Dan Child        | Jr. | R-R | 6-5  | 225 | Rocklin, Calif.     |
| 19  | Max Engelbrekt   | Fr. | L-L | 6-3  | 197 | Seattle, Wash.      |
| 11  | Jace Fry         | So. | L-L | 6-0  | 194 | Beaverton, Ore.     |
| 18  | Brandon Jackson  | Jr. | R-R | 6-0  | 185 | Roseburg, Ore.      |
| 23  | Andrew Moore     | Fr. | R-R | 5-11 | 180 | Eugene, Ore.        |
| 25  | Tyler Painton    | Jr. | L-L | 6-4  | 201 | Bakersfield, Calif. |
| 44  | Zack Reser       | So. | L-L | 6-1  | 201 | Beaverton, Ore.     |
| 37  | Carlos Rodriguez | So. | L-L | 6-1  | 205 | Kapolei, Hawaii     |
| 24  | Scott Schultz    | Jr. | R-R | 6-3  | 211 | Gig Harbor, Wash.   |
| 26  | Taylor Starr     | Sr. | R-R | 6-2  | 210 | Longview, Wash.     |
| 28  | Ben Wetzler      | Jr. | L-L | 6-1  | 209 | Clackamas, Ore.     |
| No. | Catchers         | Yr. | B-T | Ht.  | Wt. | Hometown            |
| 50  | Beau Day         | Jr. | R-R | 6-0  | 230 | Gresham, Ore.       |
| 6   | Nate Esposito    | So. | R-R | 5-10 | 190 | Granite Bay, Calif. |
| 13  | Jake Rodriguez   | Jr. | R-R | 5-9  | 200 | Elk Grove, Calif.   |
| No. | Infielders       | Yr. | B-T | Ht.  | Wt. | Hometown            |
| 15  | Jerad Casper     | Jr. | R-R | 6-0  | 204 | Maple Valley, WA    |
| 16  | Gabe Clark       | Fr. | R-R | 6-0  | 210 | Riverside, Calif.   |
| 9   | Danny Hayes      | Sr. | L-R | 6-4  | 209 | Rancho Murietta, CA |
| 3   | Kavin Keyes      | Jr. | S-R | 5-11 | 200 | Sandy, Utah         |
| 7   | Paul Martinez    | Fr. | L-R | 5-10 | 170 | Riverside, Calif.   |
| 14  | Andy Peterson    | Jr. | R-R | 5-10 | 170 | La Palma, Calif.    |
| 1   | Tyler Smith      | Sr. | R-R | 6-0  | 194 | Thousand Oaks, CA   |
| No. | Outfielders      | Yr. | B-T | Ht.  | Wt. | Hometown            |
| 33  | Ryan Barnes      | Sr. | R-R | 5-11 | 205 | West Linn, Ore.     |
| 8   | Michael Conforto | So. | L-R | 6-2  | 215 | Woodinville, Wash.  |
| 10  | Dylan Davis      | So. | R-R | 6-0  | 210 | Redmond, Wash.      |
| 4   | Max Gordon       | Sr. | L-L | 5-8  | 170 | Ashland, Ore.       |
| 40  | Jeff Hendrix     | Fr. | L-R | 5-11 | 181 | Corvallis, Ore.     |
| 30  | Ryan Howell      | So. | R-R | 5-10 | 200 | Brentwood, Calif.   |
| 17  | Joey Jansen      | So. | L-L | 5-11 | 175 | Kennewick, Wash.    |
| 35  | Joey Matthews    | Sr. | R-R | 5-10 | 193 | Vacaville, Calif.   |
| 12  | Nick Rulli       | Jr. | R-R | 6-1  | 185 | Lake Oswego, Ore.   |
| 20  | Zane Yanzick     | So. | R-R | 6-3  | 198 | Beaverton, Ore.     |

**Head Coach:** Pat Casey

**Assistant Coach:** Pat Bailey

**Assistant Coach:** Andy Jenkins

**Assistant Coach:** Nate Yeskie

**Undergraduate Assistant Coaches:** Dallas Buck, Dylan Jones

**Director of Operations:** Ron Northcutt

**Assistant Director of Operations:** Patrick McLaughlin

**Athletic Trainer:** David Stricklin

**Managers:** Ryley Croghan, Peyton Gastellum, Brian Richardson

**Athletic Communications:** Hank Hager

**Radio Broadcaster:** Mike Parker

**Video:** Jeff Taylor



**Corvallis Regional**

**May 31 • Corvallis, Ore.**

**UTSA 4**  
**Oregon State 5**

UTSA 1 0 0 0 0 1 1 1 0 - 4 6 1  
 Oregon State 0 0 0 1 0 2 0 0 2 - 5 9 2  
 WP-Engelbrekt, Max (5-1)  
 LP-Sims, Matt (6-3)  
 T-3:37 A-3222

**June 1 • Corvallis, Ore.**

**Oregon State 3**  
**UC Santa Barbara 2**

Oregon State 0 1 0 0 0 1 0 0 1 - 3 10 0  
 UCSB 0 1 1 0 0 0 0 0 0 - 2 5 2  
 WP-Moore, Andrew (13-1)  
 SV-Engelbrekt, Max (5)  
 LP-Mahle, Greg (7-5)  
 T-3:23 A-3535  
 HR OSU - Barnes, Ryan

**June 2 • Corvallis, Ore.**

**Oregon State 6**  
**Texas A&M 1**

Oregon State 0 0 0 0 1 0 2 0 3 - 6 14 0  
 Texas A&M 1 0 0 0 0 0 0 0 0 - 1 4 2  
 WP-Wetzler, Ben (8-1)  
 LP-Jester, Jason (3-4)  
 T-3:02 A-3362

**Corvallis Super Regional**

**June 8 • Corvallis, Ore.**

**Kansas State 6**  
**Oregon State 2**

**10 Innings**

Kansas State 0 0 0 0 0 1 0 0 1 4 - 6 13 1  
 Oregon State 0 0 0 2 0 0 0 0 0 0 - 2 7 2  
 WP-Matthys, Jake (9-1)  
 LP-Fry, Jace (0-1)  
 T-3:48 A-3574

**June 9 • Corvallis, Ore.**

**Oregon State 12**  
**Kansas State 4**

Oregon State 5 2 2 0 1 0 1 0 1 - 12 21 1  
 Kansas State 0 1 0 2 0 0 0 0 1 - 4 6 1  
 WP-Moore, Andrew (14-1)  
 LP-McFadden, Blake (6-3)  
 T-3:28 A-3602  
 HR OSU-Conforto, Michael (11); Davis, Dylan (5)  
 HR KSU-King, Jared (7)

**June 10 • Corvallis, Ore.**

**Oregon State 4**  
**Kansas State 3**

Oregon State 0 2 0 1 1 0 0 0 0 - 4 6 0  
 Kansas State 0 0 0 0 1 0 0 2 - 3 11 2  
 WP-Wetzler, Ben (9-1)  
 SV-Boyd, Matt (1)  
 LP-Matthys, Jake (9-2)  
 T-3:25 A-3564  
 HR OSU-Hayes, Danny (6)

**2013 Postseason Statistics**

| Player            | AVG         | G/GS         | AB         | R         | H          | RBI       | 2B        | 3B       | HR       | BB        | SO        | SB-ATT      | SLG         | OBA         |
|-------------------|-------------|--------------|------------|-----------|------------|-----------|-----------|----------|----------|-----------|-----------|-------------|-------------|-------------|
| Matthews, Joey    | .500        | 2/0          | 2          | 1         | 1          | 0         | 1         | 0        | 0        | 0         | 0         | 0-0         | 1.000       | .000        |
| Keyes, Kavin      | .357        | 10/10        | 42         | 6         | 15         | 4         | 1         | 1        | 0        | 1         | 6         | 1-1         | .429        | .364        |
| Smith, Tyler      | .318        | 10/10        | 44         | 6         | 14         | 5         | 3         | 0        | 0        | 5         | 4         | 0-0         | .386        | .388        |
| Barnes, Ryan      | .317        | 10/10        | 41         | 6         | 13         | 4         | 1         | 0        | 1        | 2         | 4         | 1-1         | .415        | .364        |
| Conforto, Michael | .310        | 10/10        | 42         | 6         | 13         | 5         | 6         | 0        | 2        | 4         | 10        | 0-1         | .595        | .396        |
| Peterson, Andy    | .293        | 10/10        | 41         | 8         | 12         | 2         | 0         | 0        | 0        | 0         | 4         | 3-3         | .293        | .310        |
| Davis, Dylan      | .286        | 10/10        | 42         | 7         | 12         | 8         | 2         | 0        | 1        | 3         | 7         | 1-2         | .405        | .362        |
| Hayes, Danny      | .263        | 10/10        | 38         | 5         | 10         | 8         | 3         | 0        | 1        | 6         | 8         | 0-0         | .421        | .378        |
| Hendrix, Jeff     | .250        | 4/1          | 4          | 0         | 1          | 0         | 0         | 0        | 0        | 0         | 0         | 0-0         | .250        | .250        |
| Rodriguez, Jake   | .235        | 10/10        | 34         | 1         | 8          | 4         | 2         | 0        | 0        | 6         | 10        | 0-1         | .294        | .357        |
| Gordon, Max       | .167        | 9/9          | 24         | 3         | 4          | 3         | 0         | 0        | 0        | 3         | 3         | 1-1         | .167        | .286        |
| Jansen, Joey      | .000        | 1/0          | 1          | 0         | 0          | 0         | 0         | 0        | 0        | 0         | 1         | 0-0         | .000        | .000        |
| <b>Totals</b>     | <b>.290</b> | <b>10/10</b> | <b>355</b> | <b>49</b> | <b>103</b> | <b>43</b> | <b>19</b> | <b>1</b> | <b>5</b> | <b>30</b> | <b>57</b> | <b>7-10</b> | <b>.392</b> | <b>.359</b> |

| Pitcher         | ERA         | W-L        | SV       | G/GS         | CG       | SH       | IP          | H         | R         | ER        | BB        | SO        | AVG         | HR       |
|-----------------|-------------|------------|----------|--------------|----------|----------|-------------|-----------|-----------|-----------|-----------|-----------|-------------|----------|
| Engelbrekt, Max | 0.00        | 1-0        | 1        | 3/0          | 0        | 0        | 3.0         | 0         | 0         | 0         | 2         | 3         | .000        | 0        |
| Starr, Taylor   | 0.00        | 0-0        | 0        | 1/0          | 0        | 0        | 0.2         | 1         | 0         | 0         | 1         | 0         | .500        | 0        |
| Schultz, Scott  | 1.69        | 0-0        | 0        | 5/0          | 0        | 0        | 5.1         | 2         | 1         | 0         | 0         | 3         | .292        | 0        |
| Boyd, Matt      | 1.80        | 1-1        | 1        | 5/3          | 1        | 1        | 25.0        | 17        | 5         | 5         | 9         | 24        | .202        | 0        |
| Wetzler, Ben    | 2.74        | 3-0        | 0        | 3/3          | 1        | 0        | 23.0        | 21        | 7         | 7         | 11        | 21        | .256        | 0        |
| Moore, Andrew   | 3.86        | 2-1        | 0        | 4/4          | 0        | 0        | 28.0        | 26        | 14        | 12        | 7         | 17        | .255        | 2        |
| Fry, Jace       | 5.40        | 0-1        | 0        | 2/0          | 0        | 0        | 5.0         | 6         | 3         | 3         | 0         | 1         | .316        | 0        |
| Child, Dan      | 99.00       | 0-0        | 0        | 1/0          | 0        | 0        | 0.0         | 2         | 2         | 2         | 1         | 0         | 1.000       | 0        |
| <b>Totals</b>   | <b>3.00</b> | <b>7-3</b> | <b>2</b> | <b>10/10</b> | <b>2</b> | <b>1</b> | <b>90.0</b> | <b>80</b> | <b>33</b> | <b>30</b> | <b>31</b> | <b>69</b> | <b>.246</b> | <b>2</b> |

**College World Series**

**June 15 • Omaha, Neb.**

**Mississippi State 5**  
**Oregon State 4**

Miss. State 0 3 0 0 0 0 0 2 0 - 5 8 2  
 Oregon State 2 0 0 1 1 0 0 0 0 - 4 10 1  
 WP-Mitchell, Ross (13-0)  
 SV-Holder, Jonathan (19)  
 LP-Boyd, Matt (10-4)  
 T-3:10 A-24473

**June 17 • Omaha, Neb.**

**Louisville 4**  
**Oregon State 11**

Louisville 0 0 0 0 1 0 3 0 0 - 4 12 4  
 Oregon State 0 0 3 7 0 0 1 0 X - 11 11 1  
 WP-Wetzler, Ben (10-1)  
 LP-Thompson, Jeff (11-2)  
 T-3:30 A-18980

**June 19 • Omaha, Neb.**


**Oregon State 1**  
**Indiana 0**

Oregon State 0 0 0 1 0 0 0 0 0 - 1 7 0  
 Indiana 2 0 0 0 0 0 0 0 0 - 0 4 0  
 WP-Boyd, Matt (11-4)  
 LP-Slegers, Aaron (9-2)  
 T-2:45 A-26035

**June 21 • Omaha, Neb.**

**Oregon State 1**  
**Mississippi State 4**

Oregon State 0 0 0 0 1 0 0 0 - 1 8 1  
 Miss. State 0 0 0 1 3 0 0 0 0 - 4 11 0  
 WP-Graveman, Kendall (8-5)  
 SV-Holder, Jonathan (21)  
 LP-Moore, Andrew (14-2)  
 T-2:32 A-18868  
 HR MSU-Renfroe, Hunter



Above: Jake Rodriguez Below: Michael Conforto





## 2007 National Champions Beavers Go Back-To-Back

The 2007 season was a special year for the Oregon State baseball team. The Beavers became just the fifth NCAA team to win back-to-back titles, and did so on the heels of their third consecutive trip to the College World Series in Omaha.

Oregon State was led by two of the most recognizable players in school history in Mitch Canham and Darwin Barney. OSU was buoyed on the mound by Mike Stutes, who ended the season with 12 victories - three came in the postseason, including two in the College World Series. The Beavers were blessed with a cast of players that included Joe Paterson, Daniel Turpen, Eddie Kunz, Jordan Lennerton, John Wallace, Joey Wong and others, who truly embraced the team concept and helped deliver spectacular performances throughout the College World Series and the postseason.

The Beavers swept through the postseason, going 11-1 en route to their second straight national championship.

- Oregon State trailed for just one inning during the College World Series, which consisted of a little less than 45 full innings for the Beavers. North Carolina held a 1-0 lead after one inning in the final game, but the Beavers answered back with three runs in the second to help boost them to the 9-3 win.

- Oregon State became the first team ever to win four straight CWS games by at least six runs. The Beavers' closest victory came in their first game, a 3-2 victory over Cal State Fullerton.

- Oregon State became just the sixth NCAA team to sweep its way through the College World Series. And OSU was the back-to-back title holder since the NCAA went to a best-of-three championship series.

- Jorge Reyes was named the College World Series Most Outstanding Player. Reyes went 2-0 at the World Series, defeating Cal State Fullerton and North Carolina.

- Oregon State opened the postseason as the No. 3 seed at the Charlottesville Regional on the campus of the University of Virginia. By winning the College World Series, Oregon State became the first No. 3 seed to do so.

- The Beavers opened postseason play by defeating Rutgers, 5-1. They lost their next game in 13 innings to Virginia, 7-4, but then went on win their next 10 games, the final one coming in Omaha.

- Oregon State came from a 3-0 deficit in the final game of the Charlottesville Regional to advance to a Super Regional against Michigan. Against UVA, OSU scored four runs in the final two innings and held on through a Joe Paterson victory to advance.

- The Beavers one-hit Michigan in the first game of the Super Regional at Goss Stadium, and scored a run in the ninth for the win. OSU dominated the second game, 8-2, to advance to the College World Series.

- Oregon State pitchers posted an incredible 2.57 earned run average through the post-season. Opponents hit just .210 against them and collected only 83 hits in 112 innings.

- Oregon State returned to Parker Plaza on the OSU campus after returning from Omaha and celebrated the second title in front of an estimated crowd of 6,000.

- Fifteen players on the championship squad would end up being drafted by Major League clubs at some point during their tenure at Oregon State. Two more ended up signing contracts as undrafted free agents.

- OSU finished the season with 49 victories, one off tying the school record.

### 2007 Roster

| No. | Pitchers          | Yr. | B-T | Ht.  | Wt. | Hometown            |
|-----|-------------------|-----|-----|------|-----|---------------------|
| 32  | Reed Brown        | Jr. | R-R | 6-4  | 210 | Edmonds, Wash.      |
| 24  | Brian Budrow      | So. | R-R | 6-3  | 220 | Glendale, Ariz.     |
| 36  | Bryn Card         | Fr. | L-L | 6-3  | 195 | Klamath Falls, Ore. |
| 30  | Kyle Foster       | Jr. | L-L | 6-2  | 190 | Castle Rock, Wash.  |
| 18  | Mark Grbavac      | So. | R-R | 6-0  | 180 | Portland, Ore.      |
|     | Chad Hegdahl      | So. | L-L | 6-2  | 180 | Ashland, Ore.       |
| 4   | Greg Keim         | Sr. | R-R | 5-11 | 175 | Ontario, Ore.       |
| 2   | Blake Keitzman    | Fr. | L-L | 5-11 | 170 | Roseburg, Ore.      |
| 38  | Josh Keller       | So. | R-R | 6-4  | 240 | Portland, Ore.      |
| 44  | Eddie Kunz        | Jr. | R-R | 6-6  | 250 | Portland, Ore.      |
| 17  | Anton Maxwell     | Sr. | L-L | 5-9  | 185 | Anchorage, AK       |
| 19  | Jake McCormick    | Sr. | R-R | 6-3  | 220 | Marysville, Calif.  |
|     | Chad Nading       | Jr. | R-R | 6-5  | 210 | Anchorage, AK       |
| 26  | Joe Paterson      | Jr. | L-L | 6-1  | 205 | McMinnville, Ore.   |
|     | Tyrell Poggemeyer | Fr. | R-R | 6-1  | 180 | Lowell, Ore.        |
| 23  | Jorge Reyes       | Fr. | R-R | 6-2  | 175 | Warden, Wash.       |
|     | Kraig Sitton      | Fr. | L-L | 6-5  | 170 | McMinnville, Ore.   |
| 31  | Alex Sogard       | Jr. | L-L | 6-3  | 210 | Phoenix, Ariz.      |
| 33  | Mike Stutes       | Fr. | R-R | 6-1  | 185 | Lake Oswego, Ore.   |
| 28  | Daniel Turpen     | Jr. | R-R | 6-4  | 215 | McMinnville, Ore.   |
| No. | Catchers          | Yr. | B-T | Ht.  | Wt. | Hometown            |
| 12  | Erik Ammon        | Jr. | R-R | 5-11 | 195 | Salem, Ore.         |
| 11  | Mitch Canham      | Jr. | L-R | 6-2  | 212 | Lake Stevens, Wash. |
| 27  | Ryan Ortiz        | Fr. | R-R | 6-3  | 185 | San Diego, Calif.   |
| 39  | Dale Solomon      | Fr. | R-R | 5-11 | 220 | Moreno Valley, CA   |
| No. | Infielders        | Yr. | B-T | Ht.  | Wt. | Hometown            |
| 6   | Darwin Barney     | Jr. | R-R | 5-10 | 173 | Beaverton, Ore.     |
|     | Hunter Beaty      | Fr. | S-R | 6-0  | 155 | Mercer Island, WA   |
| 14  | Brett Casey       | Fr. | S-R | 6-1  | 180 | Corvallis, Ore.     |
| 16  | Jackson Evans     | Fr. | R-L | 6-1  | 170 | Vancouver, Wash.    |
| 29  | Drew George       | Jr. | S-R | 6-2  | 181 | Lebanon, Ore.       |
| 34  | Joey Lakowske     | Fr. | L-R | 6-2  | 195 | Corvallis, Ore.     |
| 15  | Lonnie Lechelt    | Jr. | R-R | 6-0  | 195 | Kennewick, Wash.    |
| 37  | Jordan Lennerton  | Jr. | L-L | 6-2  | 230 | Langley, B.C.       |
| 8   | Jason Ogata       | So. | R-R | 6-0  | 190 | Portland, Ore.      |
|     | Joe Pratt         | Fr. | R-R | 6-0  | 190 | Monmouth, Ore.      |
| 1   | Joey Wong         | Fr. | L-R | 5-10 | 160 | Salem, Ore.         |
| No. | Outfielders       | Yr. | B-T | Ht.  | Wt. | Hometown            |
|     | Scott Berke       | Fr. | R-R | 5-11 | 180 | Las Vegas, Nev.     |
| 20  | Chris Hopkins     | Jr. | R-R | 5-11 | 170 | Oakland, Calif.     |
| 22  | Koa Kahalehoe     | So. | L-L | 5-9  | 185 | Las Vegas, Nev.     |
| 3   | Mike Lissman      | Sr. | R-L | 6-0  | 215 | Ontario, Ore.       |
| 21  | Scott Santschi    | Sr. | L-R | 6-0  | 190 | Vancouver, Wash.    |
| 35  | John Wallace      | So. | L-R | 6-0  | 205 | Reno, Nev.          |
| 9   | Braden Wells      | Jr. | R-R | 6-0  | 205 | Glendale, Ariz.     |

**Head Coach:** Pat Casey  
**Associate Head Coach:** Dan Spencer  
**Assistant Coach:** Marty Lees  
**Assistant Coach:** David Wong  
**Undergraduate Assistant Coach:** Kurt Steele  
**Athletic Trainer:** David Stricklin  
**Assistant Athletic Trainer:** Keita Shimada  
**Managers:** Peter Hughes, Brian Pecor  
**Administrative Assistants:** Stephanie Kondos, Lexi Crawford  
**Head Groundskeeper:** Al Kirk  
**Sports Information:** Kip Carlson  
**Radio Broadcaster:** Mike Parker



**Charlottesville Regional**

**June 1 • Charlottesville, Va.**

|                     |          |
|---------------------|----------|
| <b>Oregon State</b> | <b>5</b> |
| <b>Rutgers</b>      | <b>1</b> |

Oregon State 0 1 1 0 3 0 0 0 0 - 5 11 1  
 Rutgers 1 0 0 0 0 0 0 0 0 - 1 7 1  
 WP-Paterson, Joe (8-6)  
 SV-Turpen, Daniel (1)  
 LP-Healing, Steve (10-4)  
 T-2:23 A-2097

**June 2 • Charlottesville, Va.**

|                     |          |
|---------------------|----------|
| <b>Virginia</b>     | <b>7</b> |
| <b>Oregon State</b> | <b>4</b> |

*13 Innings*  
 Virginia 1 0 0 0 1 0 1 0 0 3 - 7 11 0  
 Oregon State 2 0 0 0 1 0 0 0 1 0 0 - 4 10 2  
 WP-Lambert, Casey (3-2)  
 LP-Kunz, Eddie (2-1)  
 T-4:53 A-3212  
 HR OSU - Barney, Darwin

**June 4 • Charlottesville, Va.**

|                     |          |
|---------------------|----------|
| <b>Rutgers</b>      | <b>2</b> |
| <b>Oregon State</b> | <b>5</b> |

Rutgers 0 0 0 0 1 1 0 0 0 - 2 7 3  
 Oregon State 1 0 0 2 0 1 1 0 X - 5 11 4  
 WP-Reyes, Jorge (5-3)  
 SV-Turpen, Daniel (2)  
 LP-Giannini, Matt (5-5)  
 T-2:55 A-1984  
 HR OSU - Lechelt, Lonnie  
 HR RUT - Meade, Frank

**June 4 • Charlottesville, Va.**

|                     |          |
|---------------------|----------|
| <b>Oregon State</b> | <b>5</b> |
| <b>Virginia</b>     | <b>3</b> |

Oregon State 0 0 0 0 0 1 0 3 1 - 5 11 1  
 Virginia 0 0 0 0 3 0 0 0 0 - 3 5 4  
 WP-Paterson, Joe (9-6)  
 LP-Schwimer, Michael (3-1)  
 T-3:08 A-3212  
 HR OSU - Hopkins, Chris; Lennerton, Jordan

**June 5 • Charlottesville, Va.**

|                     |          |
|---------------------|----------|
| <b>Virginia</b>     | <b>3</b> |
| <b>Oregon State</b> | <b>7</b> |

Virginia 0 3 0 0 0 0 0 0 0 - 3 7 1  
 Oregon State 2 3 0 0 0 2 0 0 X - 7 12 1  
 WP-Kunz, Eddie (3-1)  
 SV-Paterson, Joe (1)  
 LP-Lambert, Casey (3-3)  
 T-3:04 A-2389  
 HR OSU - Lechelt, Lonnie

**Corvallis Super Regional**

**June 10 • Corvallis, Ore.**

|                     |          |
|---------------------|----------|
| <b>Oregon State</b> | <b>1</b> |
| <b>Michigan</b>     | <b>0</b> |

Oregon State 0 0 0 0 0 0 0 0 1 - 1 1 0  
 Michigan 0 0 0 0 0 0 0 0 0 - 0 4 0  
 WP-Paterson, Joe (10-6)  
 SV-Kunz, Eddie (11)  
 LP-Putnam, Zach (8-5)  
 T-2:32 A-3284

**2007 Postseason Statistics**

| Player            | AVG         | G/GS         | AB         | R            | H          | RBI       | 2B           | 3B        | HR        | BB        | SO        | SB-ATT       | SLG         | OBA         |
|-------------------|-------------|--------------|------------|--------------|------------|-----------|--------------|-----------|-----------|-----------|-----------|--------------|-------------|-------------|
| Santschi, Scott   | .417        | 9/8          | 24         | 4            | 10         | 7         | 2            | 0         | 1         | 7         | 2         | 0-0          | .625        | .548        |
| Wallace, John     | .364        | 9/6          | 22         | 6            | 8          | 6         | 1            | 2         | 0         | 3         | 8         | 2-2          | .591        | .423        |
| Barney, Darwin    | .347        | 12/12        | 49         | 10           | 17         | 11        | 2            | 0         | 2         | 7         | 4         | 3-3          | .510        | .431        |
| Wong, Joey        | .340        | 12/12        | 47         | 8            | 16         | 7         | 2            | 0         | 0         | 4         | 11        | 0-0          | .383        | .415        |
| Ogata, Jason      | .308        | 9/6          | 26         | 0            | 8          | 7         | 0            | 0         | 0         | 2         | 7         | 1-1          | .308        | .345        |
| Hopkins, Chris    | .294        | 12/12        | 51         | 14           | 15         | 4         | 3            | 0         | 1         | 6         | 6         | 4-5          | .412        | .390        |
| Lissman, Mike     | .279        | 12/12        | 43         | 9            | 12         | 8         | 1            | 0         | 2         | 10        | 7         | 2-2          | .442        | .426        |
| Wells, Braden     | .263        | 12/4         | 19         | 4            | 5          | 0         | 0            | 0         | 0         | 1         | 7         | 2-3          | .263        | .333        |
| Lechelt, Lonnie   | .256        | 12/12        | 43         | 7            | 11         | 3         | 4            | 1         | 2         | 2         | 17        | 3-3          | .535        | .304        |
| Canham, Mitch     | .250        | 12/11        | 48         | 4            | 12         | 6         | 0            | 0         | 1         | 4         | 12        | 1-1          | .313        | .339        |
| Lennerton, Jordan | .244        | 12/12        | 45         | 11           | 11         | 6         | 1            | 0         | 4         | 6         | 14        | 0-0          | .533        | .333        |
| Ammon, Erik       | .000        | 2/1          | 1          | 0            | 0          | 0         | 0            | 0         | 0         | 0         | 0         | 0-0          | .000        | .500        |
| Kahalehoe, Koa    | .000        | 5/0          | 1          | 0            | 0          | 0         | 0            | 0         | 0         | 0         | 0         | 0-0          | .000        | .000        |
| Ortiz, Ryan       | .000        | 1/0          | 0          | 0            | 0          | 0         | 0            | 0         | 0         | 0         | 0         | 0-0          | .000        | 1.000       |
| <b>Totals</b>     | <b>.298</b> | <b>12/12</b> | <b>419</b> | <b>77</b>    | <b>125</b> | <b>65</b> | <b>16</b>    | <b>3</b>  | <b>13</b> | <b>53</b> | <b>95</b> | <b>18-20</b> | <b>.444</b> | <b>.389</b> |
| Pitcher           | ERA         | W-L          | SV         | G/GS         | CG         | SH        | IP           | H         | R         | ER        | BB        | SO           | AVG         | HR          |
| Grbavac, Mark     | 0.00        | 0-0          | 0          | 4/0          | 0          | 0         | 3.1          | 3         | 0         | 0         | 3         | 4            | .250        | 0           |
| Maxwell, Anton    | 0.00        | 0-0          | 0          | 2/0          | 0          | 0         | 0.2          | 0         | 0         | 0         | 1         | 0            | .000        | 0           |
| Keim, Greg        | 0.00        | 0-0          | 0          | 1/0          | 0          | 0         | 0.2          | 1         | 0         | 0         | 0         | 1            | .333        | 0           |
| Paterson, Joe     | 1.11        | 3-0          | 2          | 9/1          | 0          | 0         | 24.1         | 16        | 4         | 3         | 2         | 20           | .190        | 1           |
| Turpen, Daniel    | 1.96        | 1-0          | 2          | 4/2          | 0          | 0         | 18.1         | 12        | 4         | 4         | 6         | 14           | .188        | 0           |
| Reyes, Jorge      | 2.13        | 3-0          | 0          | 4/4          | 0          | 0         | 25.1         | 20        | 6         | 6         | 7         | 11           | .220        | 2           |
| Kunz, Eddie       | 3.24        | 1-1          | 2          | 5/0          | 0          | 0         | 8.1          | 7         | 4         | 3         | 3         | 3            | .241        | 0           |
| Stutes, Mike      | 4.50        | 3-0          | 0          | 5/5          | 0          | 0         | 30.0         | 22        | 15        | 15        | 17        | 28           | .202        | 3           |
| Keitzman, Blake   | 9.00        | 0-0          | 0          | 2/0          | 0          | 0         | 1.0          | 3         | 1         | 1         | 0         | 1            | .500        | 0           |
| <b>Totals</b>     | <b>2.57</b> | <b>11-1</b>  | <b>6</b>   | <b>12/12</b> | <b>0</b>   | <b>1</b>  | <b>112.0</b> | <b>83</b> | <b>34</b> | <b>32</b> | <b>39</b> | <b>82</b>    | <b>.210</b> | <b>6</b>    |

**June 11 • Corvallis, Ore.**

|                     |          |
|---------------------|----------|
| <b>Michigan</b>     | <b>2</b> |
| <b>Oregon State</b> | <b>8</b> |

Michigan 0 0 0 0 0 1 0 0 1 - 2 4 0  
 Oregon State 0 4 0 0 3 0 0 1 X - 8 8 0  
 WP-Stutes, Mike (10-4)  
 LP-Wilson, Mike (7-1)  
 T-3:00 A-3178  
 HR MICH - Rose, Eric 2

**College World Series**

**June 16 • Omaha, Neb.**

|                            |          |
|----------------------------|----------|
| <b>Oregon State</b>        | <b>3</b> |
| <b>Cal-State Fullerton</b> | <b>2</b> |

Oregon State 1 1 0 0 0 0 1 0 0 - 3 7 1  
 CSF Fullerton 0 0 1 0 0 0 0 1 0 - 2 6 1  
 WP-Reyes, Jorge (6-3)  
 SV-Kunz, Eddie (12)  
 LP-Roemer, Wes (11-7)  
 T-2:59 A-26559  
 HR OSU - Lissman, Mike; Santschi, Scott  
 HR CSUF - Mahin, Nick

**June 18 • Omaha, Neb.**

|                      |           |
|----------------------|-----------|
| <b>Arizona State</b> | <b>6</b>  |
| <b>Oregon State</b>  | <b>12</b> |

Arizona State 0 1 0 0 0 0 4 0 1 - 6 7 2  
 Oregon State 2 4 1 1 1 3 0 0 X - 12 18 1  
 WP-Stutes, Mike (11-4)  
 LP-Flores, Brian (11-2)  
 T-3:34 A-21692  
 HR OSU - Lissman, Mike; Lennerton, Jordan

**June 20 • Omaha, Neb.**

|                     |          |
|---------------------|----------|
| <b>UC-Irvine</b>    | <b>1</b> |
| <b>Oregon State</b> | <b>7</b> |

UC-Irvine 0 0 0 1 0 0 0 0 0 - 1 5 1  
 Oregon State 0 0 4 0 1 0 1 1 X - 7 11 0  
 WP-Turpen, Daniel (10-1)  
 LP-Bergman, Christian (0-4)  
 T-2:59 A-29921  
 HR OSU - Canham, Mitch

**June 23 • Omaha, Neb.**

|                       |           |
|-----------------------|-----------|
| <b>North Carolina</b> | <b>4</b>  |
| <b>Oregon State</b>   | <b>11</b> |

North Carolina 0 0 0 2 0 1 1 0 - 4 12 2  
 Oregon State 0 2 1 0 1 2 4 1 X - 11 12 2  
 WP-Reyes, Jorge (7-3)  
 SV-Paterson, Joe (2)  
 LP-White, Alex (6-7)  
 T-3:17 A-26887  
 HR OSU - Lennerton, Jordan  
 HR UNC - Johnson, Benji

**June 24 • Omaha, Neb.**

|                       |          |
|-----------------------|----------|
| <b>Oregon State</b>   | <b>9</b> |
| <b>North Carolina</b> | <b>3</b> |

Oregon State 0 3 1 0 1 0 2 0 2 - 9 13 0  
 North Carolina 1 0 1 0 1 0 0 0 0 - 3 9 2  
 WP-Stutes, Mike (12-4)  
 LP-Putkonen, Luke (8-2)  
 T-3:29 A-25012  
 HR OSU - Barney, Darwin; Lennerton, Jordan  
 HR UNC - Ackley, Dustin



## 2006 National Champions OSU Wins Its First Title

Oregon State went to the 2006 College World Series in Omaha as veterans after the Beavers made their second all-time appearance at the CWS in 2005.

The Beavers returned a number of players who made the 2005 appearance, and who were bounced after two games. That left them hungry, knowing they wanted more. And in 2006, they did not disappoint as Oregon State went 6-2 over eight games in Omaha to claim its first national championship.

The Beavers dispatched of North Carolina in the national title series. Oregon State lost to the Tar Heels, 4-3, in the first game, and saw itself behind UNC, 5-0, after three-and-a-half innings, but the Beavers scored seven in the bottom of the fourth and forced a third game after an 11-7 victory. A North Carolina error in the eighth gave the Beavers a run, breaking a 2-2 tie in the deciding game, and ultimately, the victory.

That national championship victory made the Beavers the first NCAA title holder from the Pacific-10 Conference since USC in 1998.

- Oregon State became the first team from the Pacific Northwest to win the national title, and the first from the northern part of the country to win it in 40 years.
- The Beavers were the first team to ever face six elimination games at the College World Series. And OSU became the first national championship club to win despite losing two games in Omaha.
- Oregon State opened its trip in Omaha by losing to Miami, 11-1. By virtue of that loss, the Beavers became just the second team in the last 25 years to win the title after losing their first game.
- Right-handed starter Jonah Nickerson was named the Most Outstanding Player of the College World Series. He made three CWS appearances, throwing 21 2/3 innings, allowing just four runs (two earned), 12 hits and four walks. Nickerson struck out 19.
- Nickerson ended the postseason with a 4-0 record, winning at least one game in the NCAA Regional, NCAA Super Regional and College World Series. He threw 36 2/3 innings over five games and allowed just 20 hits to go along with 34 strikeouts and a 1.23 ERA.
- Nickerson paced the Oregon State pitching staff, which saw eight pitchers contribute in the postseason run. Only one pitcher had an ERA above 5.00, and the team combined to limit opponents to a .219 batting average.
- Offensively, the Beavers finished with a .302 average as a team through 13 postseason games. Tyler Graham paced the way for the Beavers with a .426 batting average while Bill Rowe was close behind with a .419 mark. His 18 runs batted in led the team.
- Oregon State opened the postseason by hosting an NCAA Regional and the Beavers outscored their opponents - Wright State, Kansas and Hawaii - by a combined 28-9 mark. Oregon State never trailed during regional play.
- The Beavers defeated Stanford, 4-3, to open Super Regional play at Goss in the next round, then shut out the Cardinal, 15-0, in the second game to advance to Omaha. The 15-run win marked the second-biggest in the school's postseason history and was just the second shutout ever thrown, at the time, by OSU pitchers in NCAA play.
- Oregon State advanced to the postseason by winning the Pac-10 title and was named a No. 1 seed at its own regional.
- The Beavers ended the 2006 season with 50 victories, a school-record. It eclipsed the previous record of 46 set in 2005.

### 2006 Roster

| No. | Pitchers            | Yr. | B-T  | Ht.  | Wt.                | Hometown              |
|-----|---------------------|-----|------|------|--------------------|-----------------------|
| 42  | Bret Bochsler       | Fr. | L-L  | 6-1  | 170                | Redmond, Wash.        |
| 32  | Reed Brown          | So. | R-R  | 6-4  | 210                | Edmonds, Wash.        |
| 2   | Dallas Buck         | Jr. | R-R  | 6-3  | 210                | Newberg, Ore.         |
| 24  | Brian Budrow        | Fr. | R-R  | 6-4  | 215                | Glendale, Ariz.       |
| 46  | Bryn Card           | Fr. | L-L  | 6-3  | 175                | Klamath Falls, Ore.   |
| 18  | Mark Grbavac        | Fr. | R-R  | 6-0  | 180                | Portland, Ore.        |
| 6   | Kevin Gunderson Jr. | R-L | 5-10 | 165  | Portland, Ore.     |                       |
| 4   | Greg Keim           | Jr. | R-R  | 5-11 | 175                | Ontario, Ore.         |
| 36  | Jon Koller          | Sr. | R-R  | 6-6  | 230                | Carlsbad, Calif.      |
| 44  | Eddie Kunz          | So. | R-R  | 6-5  | 250                | Portland, Ore.        |
| 17  | Anton Maxwell Jr.   | L-L | 5-9  | 180  | Anchorage, Alas.   |                       |
| 34  | Jonah Nickerson Jr. | R-R | 6-1  | 195  | Oregon City, Ore.  |                       |
| 26  | Joe Paterson        | So. | L-L  | 6-1  | 195                | McMinnville, Ore.     |
| 31  | Alex Sogard         | Fr. | L-L  | 6-3  | 200                | Phoenix, Ariz.        |
| 33  | Mike Stutes         | So. | R-R  | 6-1  | 185                | Lake Oswego, Ore.     |
| 27  | Rob Summers         | Fr. | R-R  | 6-0  | 188                | Beaverton, Ore.       |
| 28  | Daniel Turpen       | So. | R-R  | 6-4  | 215                | McMinnville, Ore.     |
| No. | Catchers            | Yr. | B-T  | Ht.  | Wt.                | Hometown              |
| 12  | Erik Ammon          | So. | R-R  | 5-11 | 195                | Salem, Ore.           |
| 11  | Mitch Canham        | So. | L-R  | 6-2  | 212                | Lake Stevens, Wash.   |
| 1   | Casey Priseman      | So. | R-R  | 6-1  | 195                | Woodinville, Wash.    |
| 39  | Dale Solomon        | Fr. | R-R  | 5-11 | 205                | Moreno Valley, Calif. |
| No. | Infielders          | Yr. | B-T  | Ht.  | Wt.                | Hometown              |
| 10  | Darwin Barney       | So. | R-R  | 5-10 | 175                | Beaverton, Ore.       |
| 30  | Brett Casey         | Fr. | S-R  | 6-0  | 170                | Corvallis, Ore.       |
| 16  | Cory Ellis          | Fr. | R-R  | 5-7  | 160                | Portland, Ore.        |
| 14  | Ryan Gipson         | Sr. | R-R  | 5-11 | 182                | Central Point, Ore.   |
| 3   | Chris Kunda         | Fr. | R-R  | 6-0  | 175                | Philomath, Ore.       |
| 15  | Lonnie Lechelt      | So. | R-R  | 6-0  | 193                | Kennewick, Wash.      |
| 29  | Shea McFeely        | Sr. | R-R  | 6-1  | 210                | Federal Way, Wash.    |
| 41  | Sean Rockey         | Fr. | R-R  | 6-0  | 180                | Sammamish, Wash.      |
| 38  | Bill Rowe           | Fr. | L-L  | 6-3  | 230                | Ashland, Ore.         |
| No. | Outfielders         | Yr. | B-T  | Ht.  | Wt.                | Hometown              |
| 40  | Derek Engelke       | So. | L-L  | 5-10 | 175                | Newberg, Ore.         |
| 9   | Cole Gillespie Jr.  | R-R | 6-1  | 200  | West Linn, Ore.    |                       |
| 21  | Tyler Graham Jr.    | R-R | 6-1  | 185  | Great Falls, Mont. |                       |
| 22  | Koa Kahalehoe       | Fr. | L-L  | 5-10 | 195                | Las Vegas, Nev.       |
| 45  | Joey Lakowski       | Fr. | L-R  | 6-2  | 195                | Corvallis, Ore.       |
| 20  | Greg Laybourn       | Fr. | R-R  | 5-10 | 190                | Portland, Ore.        |
| 8   | Mike Lissman Jr.    | R-R | 6-0  | 200  | Ontario, Ore.      |                       |
| 19  | Jake McCormick Jr.  | R-R | 6-3  | 225  | Marysville, Calif. |                       |
| 23  | Scott Santschi Jr.  | L-R | 6-0  | 190  | Vancouver, Wash.   |                       |
| 37  | Geoff Wagner        | Sr. | L-L  | 6-2  | 215                | Redmond, Ore.         |
| 35  | John Wallace        | Fr. | L-R  | 6-0  | 200                | Reno, Nev.            |

**Head Coach:** Pat Casey

**Associate Head Coach:** Dan Spencer

**Assistant Coach:** Marty Lees

**Volunteer Assistant Coach:** David Wong

**Director of Operations:** Ron Northcutt

**Athletic Trainers:** David Stricklin, Travis Tims

**Managers:** Peter Hughes, Brian Pecor

**Administrative Assistant:** Stephanie Kondos

**Academics:** Ardell Bailey

**Equipment:** Tom Williams

**Head Groundskeeper:** Al Kirk

**Sports Information:** Kip Carlson

**Video:** Jeff Taylor

**Radio Broadcaster:** Mike Parker



**Corvallis Regional**

**June 2 • Corvallis, Ore.**

|                     |          |
|---------------------|----------|
| <b>Wright State</b> | <b>3</b> |
| <b>Oregon State</b> | <b>5</b> |

Wright State 0 0 0 0 2 1 0 0 0 - 3 7 1  
 Oregon State 1 0 0 2 0 0 0 2 X - 5 9 2  
 WP-Kunz, Eddie (2-0)  
 SV-Gunderson, Kevin (16)  
 LP-Smith, Joe (3-1)  
 T-2:39 A-2587  
 HR OSU - Gillespie, Cole

**June 3 • Corvallis, Ore.**

|                     |           |
|---------------------|-----------|
| <b>Kansas</b>       | <b>3</b>  |
| <b>Oregon State</b> | <b>11</b> |

Kansas 0 0 0 0 1 0 0 2 0 - 3 4 1  
 Oregon State 0 7 0 2 0 0 0 2 X - 11 11 1  
 WP-Nickerson, Jonah (10-4)  
 LP-Land, S. (5-7)  
 T-2:34 A-2967  
 HR OSU - Kunda, Chris 2  
 HR KU - Simpson; Price, Ry.

**June 4 • Corvallis, Ore.**

|                     |           |
|---------------------|-----------|
| <b>Oregon State</b> | <b>12</b> |
| <b>Hawaii</b>       | <b>3</b>  |

Oregon State 1 0 3 0 1 0 3 4 0 - 12 13 1  
 Hawaii 0 0 0 2 0 1 0 0 0 - 3 9 2  
 WP-Stutes, Mike (7-2)  
 LP-Daly, Matt (6-2)  
 T-3:23 A-2783

**Corvallis Super Regional**

**June 10 • Corvallis, Ore.**

|                     |          |
|---------------------|----------|
| <b>Stanford</b>     | <b>3</b> |
| <b>Oregon State</b> | <b>4</b> |

Stanford 0 0 2 0 1 0 0 0 0 - 3 8 3  
 Oregon State 1 0 2 0 0 0 1 0 X - 4 7 0  
 WP-Buck, Dallas (12-2)  
 SV-Gunderson, Kevin (17)  
 LP-Reynolds, Greg (7-6)  
 T-2:46 A-3173  
 HR STAN - Rapaport, Jim

**June 11 • Corvallis, Ore.**

|                     |           |
|---------------------|-----------|
| <b>Oregon State</b> | <b>15</b> |
| <b>Stanford</b>     | <b>0</b>  |

Oregon State 4 0 0 6 0 2 0 2 1 - 15 19 0  
 Stanford 0 0 0 0 0 0 0 0 0 - 0 5 1  
 WP-Nickerson, Jonah (11-4)  
 LP-Gallagher, Nolan (5-5)  
 T-2:58 A-3194  
 HR OSU - Santschi, Scott

**College World Series**

**June 17 • Omaha, Neb.**

|                     |           |
|---------------------|-----------|
| <b>Miami</b>        | <b>11</b> |
| <b>Oregon State</b> | <b>1</b>  |

Miami 2 3 0 0 2 0 0 4 0 - 11 11 0  
 Oregon State 0 0 0 0 0 0 0 1 0 - 1 6 1  
 WP-Maine, Scott (12-3)  
 LP-Buck, Dallas (12-3)

**2006 Postseason Statistics**

| Player          | AVG         | G/GS         | AB         | R         | H          | RBI       | 2B        | 3B       | HR       | BB        | SO        | SB-ATT       | SLG         | OBA         |
|-----------------|-------------|--------------|------------|-----------|------------|-----------|-----------|----------|----------|-----------|-----------|--------------|-------------|-------------|
| Graham, Tyler   | .426        | 13/13        | 47         | 13        | 20         | 9         | 2         | 1        | 0        | 3         | 7         | 6-7          | .511        | .500        |
| Rowe, Bill      | .419        | 13/13        | 43         | 15        | 18         | 18        | 4         | 1        | 1        | 7         | 6         | 0-0          | .628        | .509        |
| Gillespie, Cole | .388        | 13/13        | 49         | 14        | 19         | 7         | 5         | 2        | 2        | 7         | 10        | 1-1          | .694        | .500        |
| Lissman, Mike   | .313        | 6/5          | 16         | 2         | 5          | 2         | 1         | 0        | 0        | 1         | 2         | 2-2          | .375        | .389        |
| Wallace, John   | .293        | 11/11        | 41         | 7         | 12         | 4         | 0         | 0        | 0        | 3         | 13        | 2-2          | .293        | .356        |
| Canham, Mitch   | .289        | 13/13        | 45         | 3         | 13         | 11        | 4         | 0        | 0        | 3         | 10        | 3-3          | .378        | .340        |
| Barney, Darwin  | .259        | 13/13        | 54         | 7         | 14         | 7         | 0         | 0        | 0        | 6         | 6         | 2-4          | .259        | .328        |
| McFeely, Shea   | .250        | 13/13        | 48         | 5         | 12         | 8         | 2         | 0        | 2        | 3         | 8         | 0-0          | .417        | .321        |
| Kunda, Chris    | .229        | 13/13        | 48         | 13        | 11         | 11        | 3         | 0        | 2        | 8         | 4         | 0-0          | .417        | .328        |
| Gipson, Ryan    | .200        | 3/2          | 5          | 2         | 1          | 1         | 1         | 0        | 0        | 2         | 1         | 0-0          | .400        | .429        |
| Santschi, Scott | .154        | 10/8         | 26         | 4         | 4          | 2         | 1         | 0        | 1        | 7         | 8         | 0-0          | .308        | .333        |
| Wagner, Geoff   | .000        | 3/0          | 3          | 0         | 0          | 0         | 0         | 0        | 0        | 0         | 2         | 0-0          | .000        | .000        |
| Ammon, Erik     | .000        | 3/0          | 1          | 0         | 0          | 0         | 0         | 0        | 0        | 0         | 1         | 0-0          | .000        | .000        |
| Kahaiehoe, Koa  | .000        | 3/0          | 1          | 0         | 0          | 0         | 0         | 0        | 0        | 0         | 0         | 0-0          | .000        | .000        |
| <b>Totals</b>   | <b>.302</b> | <b>13/13</b> | <b>427</b> | <b>85</b> | <b>129</b> | <b>80</b> | <b>23</b> | <b>4</b> | <b>8</b> | <b>50</b> | <b>78</b> | <b>16-19</b> | <b>.431</b> | <b>.391</b> |

| Pitcher          | ERA         | W-L         | SV       | G/GS         | CG       | SH       | IP           | H         | R         | ER        | BB        | SO        | AVG         | HR       |
|------------------|-------------|-------------|----------|--------------|----------|----------|--------------|-----------|-----------|-----------|-----------|-----------|-------------|----------|
| Grbavac, Mark    | 0.00        | 0-0         | 0        | 1/0          | 0        | 0        | 0            | 0.1       | 1         | 0         | 0         | 0         | .500        | 0        |
| Turpen, Daniel   | 0.87        | 1-0         | 0        | 4/1          | 0        | 0        | 10.1         | 7         | 1         | 1         | 3         | 6         | .206        | 0        |
| Nickerson, Jonah | 1.23        | 4-0         | 0        | 5/5          | 0        | 0        | 36.2         | 20        | 7         | 5         | 11        | 34        | .155        | 3        |
| Paterson, Joe    | 1.69        | 0-1         | 0        | 5/0          | 0        | 0        | 5.1          | 2         | 1         | 1         | 3         | 1         | .111        | 0        |
| Gunderson, Kevin | 1.88        | 1-0         | 5        | 8/0          | 0        | 0        | 14.1         | 8         | 3         | 3         | 2         | 6         | .160        | 1        |
| Stutes, Mike     | 4.80        | 2-0         | 0        | 3/3          | 0        | 0        | 15.0         | 19        | 8         | 8         | 4         | 10        | .306        | 1        |
| Kunz, Eddie      | 4.91        | 1-0         | 0        | 7/0          | 0        | 0        | 7.1          | 6         | 4         | 4         | 3         | 3         | .222        | 0        |
| Buck, Dallas     | 5.40        | 2-1         | 0        | 5/4          | 0        | 0        | 26.2         | 31        | 16        | 16        | 11        | 22        | .290        | 2        |
| <b>Totals</b>    | <b>2.95</b> | <b>11-2</b> | <b>5</b> | <b>13/13</b> | <b>0</b> | <b>0</b> | <b>116.0</b> | <b>94</b> | <b>40</b> | <b>38</b> | <b>37</b> | <b>82</b> | <b>.219</b> | <b>7</b> |

T-2:42 A-25417  
 HR UM - Raben, Dennis

**June 19 • Omaha, Neb.**

|                     |          |
|---------------------|----------|
| <b>Oregon State</b> | <b>5</b> |
| <b>Georgia</b>      | <b>3</b> |

Oregon State 0 1 1 2 0 0 0 1 0 - 5 12 2  
 Georgia 0 0 1 0 1 0 0 1 0 - 3 7 1  
 WP-Nickerson, Jonah (12-4)  
 SV-Gunderson, Kevin (18)  
 LP-Westphal, Mickey (7-3)  
 T-2:45 A-17135  
 HR UG - Wyatt, Jonathan

**June 20 • Omaha, Neb.**

|                     |          |
|---------------------|----------|
| <b>Oregon State</b> | <b>8</b> |
| <b>Miami</b>        | <b>1</b> |

Oregon State 1 0 4 1 1 0 0 0 1 - 8 13 0  
 Miami 0 0 0 0 0 0 1 0 0 - 1 5 1  
 WP-Stutes, Mike (8-2)  
 LP-Gutierrez, Carlos (9-7)  
 T-3:03 A-26241  
 HR OSU - McFeely, Shea  
 HR UM - Raben, Dennis

**June 21 • Omaha, Neb.**

|                     |          |
|---------------------|----------|
| <b>Rice</b>         | <b>0</b> |
| <b>Oregon State</b> | <b>5</b> |

Rice 0 0 0 0 0 0 0 0 0 - 0 5 0  
 Oregon State 0 0 3 0 0 1 1 0 X - 5 7 0  
 WP-Turpen, Daniel (3-0)  
 LP-Crow, Craig (8-3)  
 T-2:54 A-30335  
 HR OSU - McFeely, Shea

**June 22 • Omaha, Neb.**

|                     |          |
|---------------------|----------|
| <b>Oregon State</b> | <b>2</b> |
| <b>Rice</b>         | <b>0</b> |

Oregon State 0 1 0 0 1 0 0 0 0 - 2 3 0  
 Rice 0 0 0 0 0 0 0 0 0 - 0 2 0  
 WP-Nickerson, Jonah (13-4)  
 SV-Gunderson, Kevin (19)  
 LP-Degerman, Eddie (13-2)  
 T-2:29 A-19161

**June 24 • Omaha, Neb.**

|                       |          |
|-----------------------|----------|
| <b>Oregon State</b>   | <b>3</b> |
| <b>North Carolina</b> | <b>4</b> |

Oregon State 0 0 1 0 0 2 0 0 0 - 3 9 0  
 North Carolina 2 0 0 0 0 1 0 1 X - 4 10 1  
 WP-Hovis, Jonathan (8-2)  
 SV-Carnigan, Andrew (15)  
 LP-Paterson, Joe (1-1)  
 T-2:50 A-26808

**June 25 • Omaha, Neb.**

|                       |           |
|-----------------------|-----------|
| <b>North Carolina</b> | <b>7</b>  |
| <b>Oregon State</b>   | <b>11</b> |

North Carolina 0 1 3 1 0 0 2 0 0 - 7 13 0  
 Oregon State 0 0 0 7 0 4 0 0 X - 11 14 0  
 WP-Gunderson, Kevin (3-2)  
 LP-Danford, Matt (7-2)  
 T-3:07 A-25046  
 HR OSU - Rowe, Bill  
 HR UNC - Federowicz, Tim

**June 26 • Omaha, Neb.**

|                       |          |
|-----------------------|----------|
| <b>North Carolina</b> | <b>2</b> |
| <b>Oregon State</b>   | <b>3</b> |

North Carolina 0 0 0 2 0 0 0 0 - 2 8 4  
 Oregon State 0 0 0 2 0 0 0 1 X - 3 6 1  
 WP-Buck, Dallas (13-3)  
 SV-Gunderson, Kevin (20)  
 LP-Bard, Daniel (9-4)  
 T-3:09 A-18565



## 2005 CWS Participants Beavers Begin 3-Year Run

Oregon State began its magical three-year run to Omaha in 2005, a year that saw the club make many firsts. The Beavers went to the College World Series for the first time in more than 50 years, win the Pacific-10 Conference for the first time and advance to an NCAA Super Regional for the first time.

They did so with a cast of players with an overwhelming Pacific Northwest flavor, including Oregon born Dallas Buck, Kevin Gunderson, Jonah Nickerson, Jacoby Ellsbury and Darwin Barney, among others. Of the 29 players on the roster born in either Oregon or Washington, 13 ended their tenure at Oregon State being drafted by Major League clubs at least once.

The Beavers played their last game in Omaha on June 20, which, at the time, was the latest on the calendar an Oregon State season had ever extended.

- Oregon State went 0-2 in Omaha, but the World Series capped off a magnificent season for the Beavers. Oregon State won its first Pac-10 title by going 19-5 during the regular season. The 19 wins mark a conference record for the Beavers, who won seven of their eight Pac-10 series.

- The Beavers won 46 games, a new single-season school record. It surpassed the previous record of 39 set in 1986.

- The Beavers lost consecutive games only twice; once during the regular season, to Stanford and Arizona, and then in Omaha to Tulane and Baylor.

- Oregon State won five of its six games leading up to the College World Series. The Beavers outscored St. John's and Ohio State, 34-7, in three games at the Corvallis Regional.

- The Beavers advanced to a Super Regional at Goss Stadium, and took 2-of-3 from USC, whom OSU had ended the Pac-10 regular season with. The Beavers advanced to the NCAA College World Series after scoring two runs in the seventh in the third game of the Super Regional.

- Oregon State lost both of its games in Omaha, but the team's pitching staff was stellar. The Beavers allowed just seven runs over two games at Rosenblatt Stadium.

- The Beavers batted .321 as a team through the eight postseason games, and were led by Andy Jenkins' .459 batting average, which stands as the single-best postseason for any Oregon State player.

- The team's pitching staff was anchored by Jonah Nickerson, who went 1-1 with a 2.11 earned run average. Nickerson ended his career with five postseason victories, four a year later, which ties Mike Stutes for most in an OSU career.

- The trip to the postseason was the first in 19 years for Oregon State, which had last appeared in an NCAA Regional in Stillwater, Okla., in 1986. At the time, the eight postseason games played in 2005 was a single-year record for the Beavers.

- Head coach Pat Casey won his first career postseason game on June 3 as the Beavers scored a run in both the eighth and ninth innings for a 4-3 come-from-behind victory over Ohio State.

- Oregon State defeated St. John's, 19-3, in the final game of the Corvallis Regional. The 16-run win still stands as the team's single-largest postseason victory.

- Jacoby Ellsbury, who in 2007 became the first former OSU player to win a MLB World Series, played in all eight games in the 2005 postseason and batted .351 with two doubles, a triple and five stolen bases.

- Thirteen players who played in the 2005 postseason won a title in 2006 with OSU.

### 2005 Roster

| No. | Pitchers        | Yr. | B-T | Ht.  | Wt. | Hometown           |
|-----|-----------------|-----|-----|------|-----|--------------------|
| 32  | Reed Brown      | Fr. | R-R | 6-4  | 195 | Edmonds, Wash.     |
| 2   | Dallas Buck     | So. | R-R | 6-2  | 190 | Newberg, Ore.      |
| 38  | A.J. Davidson   | Jr. | S-L | 6-3  | 200 | Florence, Ore.     |
| 18  | Nate Fogle      | Jr. | R-R | 6-3  | 220 | Gresham, Ore.      |
| 6   | Kevin Gunderson | So. | R-L | 5-10 | 160 | Portland, Ore.     |
| 16  | Kevin Joslyn    | Sr. | L-L | 6-1  | 185 | Spokane, Wash.     |
|     | Josh Keller     | Fr. | R-R | 6-4  | 230 | Portland, Ore.     |
| 36  | Jon Koller      | Jr. | R-R | 6-6  | 235 | Carlsbad, Calif.   |
| 44  | Eddie Kunz      | Fr. | R-R | 6-4  | 250 | Portland, Ore.     |
| 17  | Anton Maxwell   | So. | L-L | 5-9  | 175 | Anchorage, Alas.   |
| 19  | Jake McCormick  | So. | R-R | 6-2  | 220 | Marysville, Calif. |
| 34  | Jonah Nickerson | So. | R-R | 6-1  | 190 | Oregon City, Ore.  |

|    |               |     |     |     |     |                   |
|----|---------------|-----|-----|-----|-----|-------------------|
| 4  | Kurt Steele   | Jr. | R-R | 6-2 | 180 | Corvallis, Ore.   |
| 27 | Rob Summers   | Fr. | R-R | 6-0 | 185 | Beaverton, Ore.   |
| 28 | Daniel Turpen | Fr. | R-R | 6-4 | 195 | McMinnville, Ore. |

| No. | Catchers       | Yr. | B-T | Ht. | Wt. | Hometown            |
|-----|----------------|-----|-----|-----|-----|---------------------|
| 11  | Mitch Canham   | So. | L-R | 6-2 | 200 | Lake Stevens, Wash. |
| 35  | Billy Munich   | Jr. | S-R | 6-1 | 225 | El Macero, Calif.   |
| 20  | Casey Priseman | Fr. | R-R | 6-1 | 180 | Woodinville, Wash.  |

| No. | Infielders     | Yr. | B-T | Ht.  | Wt. | Hometown            |
|-----|----------------|-----|-----|------|-----|---------------------|
| 10  | Darwin Barney  | Fr. | R-R | 5-10 | 170 | Beaverton, Ore.     |
| 30  | Travis Carver  | Fr. | L-R | 6-3  | 235 | McMinnville, Ore.   |
|     | Cory Ellis     | Fr. | R-R | 5-7  | 160 | Portland, Ore.      |
| 14  | Ryan Gipson    | Jr. | R-R | 5-11 | 180 | Central Point, Ore. |
| 8   | Andy Jenkins   | Sr. | R-R | 6-0  | 200 | Salem, Ore.         |
| 3   | Chris Kunda    | Jr. | R-R | 6-0  | 175 | Philomath, Ore.     |
| 15  | Lonnie Lechelt | Fr. | R-R | 6-0  | 190 | Kennewick, Wash.    |
| 25  | Joey Ledesma   | Jr. | L-R | 6-0  | 190 | Tucson, Ariz.       |
| 29  | Shea McFeely   | Jr. | R-R | 6-2  | 215 | Federal Way, Wash.  |
| 31  | Scott Nelson   | Jr. | R-R | 6-3  | 215 | Eugene, Ore.        |
| 1   | Todd Shelton   | Jr. | R-R | 5-10 | 185 | Bakersfield, Calif. |

| No. | Outfielders     | Yr. | B-T | Ht.  | Wt. | Hometown          |
|-----|-----------------|-----|-----|------|-----|-------------------|
| 22  | Danny Anderson  | Fr. | R-R | 6-4  | 200 | Modesto, Calif.   |
| 24  | Chris Campos    | Sr. | L-L | 6-1  | 208 | Modesto, Calif.   |
|     | Nic Chapin      | Jr. | L-L | 5-11 | 185 | Oregon City, Ore. |
| 23  | Jacoby Ellsbury | Jr. | L-L | 6-1  | 190 | Madras, Ore.      |

|    |                |     |     |     |     |                    |
|----|----------------|-----|-----|-----|-----|--------------------|
| 40 | Joel Evans     | Sr. | R-R | 6-5 | 230 | Redmond, Wash.     |
| 12 | Rob Folsom     | Fr. | R-R | 5-9 | 180 | Medford, Ore.      |
| 9  | Cole Gillespie | So. | R-R | 6-1 | 200 | West Linn, Ore.    |
| 21 | Tyler Graham   | Jr. | R-R | 6-0 | 180 | Great Falls, Mont. |
| 26 | Mike Lissman   | So. | R-L | 6-0 | 195 | Ontario, Ore.      |
| 37 | Geoff Wagner   | Jr. | L-L | 6-2 | 215 | Redmond, Ore.      |

**Head Coach:** Pat Casey

**Associate Head Coach:** Dan Spencer

**Assistant Coach:** Marty Lees

**Volunteer Assistant Coach:** Troy Schader

**Athletic Trainer:** Matt Toth

**Assistant Athletic Trainers:** Nathan Dufault, J.R. Tatum

**Manager:** Peter Hughes

**Administrative Assistant:** Jenny Siewell

**Head Groundskeeper:** Al Kirk

**Sports Information:** Kip Carlson

**Radio Broadcaster:** Mike Parker



**Corvallis Regional**

**June 3 • Corvallis, Ore.**

|                     |          |
|---------------------|----------|
| <b>Ohio State</b>   | <b>3</b> |
| <b>Oregon State</b> | <b>4</b> |

Ohio State 0 0 0 1 0 1 1 0 0 - 3 4 0  
 Oregon State 2 0 0 0 0 0 1 1 - 4 9 2  
 WP-Gunderson, Kevin (6-2)  
 LP-Meister, Rory (8-2)  
 T-2:23 A-2612  
 HR OSU - Canham, Mitch; McFeely, Shea

**June 4 • Corvallis, Ore.**

|                     |           |
|---------------------|-----------|
| <b>Oregon State</b> | <b>11</b> |
| <b>St. John's</b>   | <b>1</b>  |

Oregon State 0 1 0 0 4 1 0 5 0 - 11 14 0  
 St. John's 0 0 0 0 0 0 0 0 1 - 1 7 4  
 WP-Nickerson, Jonah (9-1)  
 LP-Wladkya, Jim (7-3)  
 T-2:54 A-2609

**June 5 • Corvallis, Ore.**

|                     |           |
|---------------------|-----------|
| <b>St. John's</b>   | <b>3</b>  |
| <b>Oregon State</b> | <b>19</b> |

St. John's 0 0 0 0 0 1 2 0 0 - 3 11 0  
 Oregon State 0(13) 0 4 2 0 0 0 X -19 22 4  
 WP-Maxwell, Anton (11-1)  
 LP-Smith, Anthony (1-2)  
 T-3:14 A-2532  
 HR OSU - Anderson, Danny 2

**Corvallis Super Regional**

**June 11 • Corvallis, Ore.**

|                     |           |
|---------------------|-----------|
| <b>USC</b>          | <b>4</b>  |
| <b>Oregon State</b> | <b>10</b> |

USC 2 0 2 0 0 0 0 0 0 - 4 9 8  
 Oregon State 1 0 0 2 0 2 0 5 X -10 7 0  
 WP-Buck, Dallas (12-1)  
 SV-Gunderson, Kevin (14)  
 LP-Kennedy, Ian (12-3)  
 T-3:44 A-3059  
 HR OSU - Jenkins, Andy

**June 12 • Corvallis, Ore.**

|                     |          |
|---------------------|----------|
| <b>Oregon State</b> | <b>8</b> |
| <b>USC</b>          | <b>9</b> |

**10 Innings**  
 Oregon State 0 0 0 2 1 2 3 0 0 0 - 8 10 4  
 USC 0 0 0 0 2 1 0 2 3 1 - 9 16 1  
 WP-Koss, Paul (4-1)  
 LP-Gunderson, Kevin (6-3)  
 T-4:14 A-3068  
 HR OSU - Anderson, Danny; Canham, Mitch; Gipson, Ryan  
 HR USC - Clement, Jeff

**2005 Postseason Statistics**

| Player           | AVG         | G/GS       | AB         | R         | H         | RBI       | 2B        | 3B       | HR       | BB        | SO        | SB-ATT       | SLG         | OBA         |
|------------------|-------------|------------|------------|-----------|-----------|-----------|-----------|----------|----------|-----------|-----------|--------------|-------------|-------------|
| Jenkins, Andy    | .459        | 8/8        | 37         | 9         | 17        | 13        | 2         | 2        | 2        | 0         | 0         | 0-0          | .784        | .475        |
| Canham, Mitch    | .353        | 8/8        | 34         | 10        | 12        | 9         | 3         | 0        | 2        | 3         | 6         | 1-1          | .618        | .421        |
| Ellsbury, Jacoby | .351        | 8/8        | 37         | 11        | 13        | 6         | 2         | 1        | 0        | 6         | 7         | 5-5          | .459        | .442        |
| Gipson, Ryan     | .333        | 8/8        | 24         | 4         | 8         | 7         | 2         | 0        | 1        | 2         | 4         | 2-2          | .542        | .393        |
| Campos, Chris    | .333        | 5/1        | 6          | 1         | 2         | 0         | 0         | 0        | 0        | 2         | 0         | 0-0          | .333        | .500        |
| Kunda, Chris     | .333        | 7/0        | 3          | 0         | 1         | 2         | 0         | 0        | 0        | 1         | 0         | 0-0          | .333        | .500        |
| Gillespie, Cole  | .321        | 8/8        | 28         | 5         | 9         | 4         | 1         | 0        | 0        | 4         | 3         | 1-1          | .357        | .429        |
| Lissman, Mike    | .300        | 6/2        | 10         | 0         | 3         | 0         | 0         | 0        | 0        | 2         | 1         | 0-1          | .300        | .462        |
| McFeely, Shea    | .290        | 8/8        | 31         | 8         | 9         | 8         | 3         | 0        | 1        | 4         | 9         | 1-1          | .484        | .378        |
| Anderson, Danny  | .286        | 6/3        | 14         | 5         | 4         | 6         | 0         | 0        | 3        | 2         | 4         | 0-0          | .929        | .375        |
| Barney, Darwin   | .281        | 8/8        | 32         | 6         | 9         | 4         | 1         | 0        | 0        | 6         | 5         | 1-2          | .313        | .410        |
| Graham, Tyler    | .206        | 8/8        | 34         | 5         | 7         | 4         | 0         | 0        | 0        | 3         | 8         | 2-3          | .206        | .270        |
| Wagner, Geoff    | .000        | 3/1        | 3          | 1         | 0         | 0         | 0         | 0        | 0        | 1         | 1         | 0-0          | .000        | .250        |
| Lechelt, Lonnie  | .000        | 2/0        | 0          | 1         | 0         | 0         | 0         | 0        | 0        | 0         | 0         | 0-0          | .000        | .000        |
| Priseman, Casey  | .000        | 1/0        | 0          | 0         | 0         | 0         | 0         | 0        | 0        | 0         | 0         | 0-0          | .000        | .000        |
| <b>Totals</b>    | <b>.321</b> | <b>8/8</b> | <b>293</b> | <b>66</b> | <b>94</b> | <b>62</b> | <b>14</b> | <b>3</b> | <b>9</b> | <b>36</b> | <b>48</b> | <b>13-16</b> | <b>.481</b> | <b>.406</b> |

| Pitcher          | ERA         | W-L        | SV       | G/GS       | CG       | SH       | IP          | H         | R         | ER        | BB        | SO        | AVG         | HR       |
|------------------|-------------|------------|----------|------------|----------|----------|-------------|-----------|-----------|-----------|-----------|-----------|-------------|----------|
| Joslyn, Kevin    | 0.00        | 0-0        | 0        | 1/0        | 0        | 0        | 1.0         | 1         | 0         | 0         | 0         | 2         | .250        | 0        |
| Nickerson, Jonah | 2.11        | 1-1        | 0        | 3/3        | 1        | 0        | 21.1        | 21        | 6         | 5         | 2         | 18        | .250        | 0        |
| Gunderson, Kevin | 2.61        | 1-2        | 1        | 5/0        | 0        | 0        | 10.1        | 10        | 5         | 3         | 2         | 11        | .270        | 1        |
| Buck, Dallas     | 2.86        | 1-0        | 1        | 4/3        | 0        | 0        | 22.0        | 18        | 10        | 7         | 13        | 9         | .231        | 0        |
| Maxwell, Anton   | 4.09        | 1-0        | 0        | 2/2        | 0        | 0        | 11.0        | 11        | 6         | 5         | 7         | 3         | .244        | 1        |
| Kunz, Eddie      | 4.50        | 1-0        | 0        | 4/0        | 0        | 0        | 4.0         | 4         | 2         | 2         | 3         | 6         | .250        | 1        |
| Fogle, Nate      | 16.88       | 0-0        | 0        | 3/0        | 0        | 0        | 2.2         | 6         | 6         | 5         | 1         | 2         | .462        | 0        |
| <b>Totals</b>    | <b>3.36</b> | <b>5-3</b> | <b>2</b> | <b>8/8</b> | <b>1</b> | <b>0</b> | <b>72.1</b> | <b>71</b> | <b>35</b> | <b>27</b> | <b>28</b> | <b>51</b> | <b>.256</b> | <b>3</b> |

**June 13 • Corvallis, Ore.**

|                     |           |
|---------------------|-----------|
| <b>USC</b>          | <b>8</b>  |
| <b>Oregon State</b> | <b>10</b> |

USC 0 0 3 0 0 4 0 1 0 - 8 6 1  
 Oregon State 2 1 2 0 2 1 2 0 X -10 17 0  
 WP-Kunz, Eddie (2-0)  
 SV-Buck, Dallas (1)  
 LP-Schlack, Ryan (0-2)  
 T-4:00 A-2750  
 HR OSU - Jenkins, Andy  
 HR USC - Clement, Jeff

**College World Series**

**June 18 • Omaha, Neb.**

|                     |          |
|---------------------|----------|
| <b>Oregon State</b> | <b>1</b> |
| <b>Tulane</b>       | <b>3</b> |

Oregon State 1 0 0 0 0 0 0 0 0 - 1 6 0  
 Tulane 0 0 0 0 0 0 2 1 X - 3 8 0  
 WP-Dwings, Micah (12-4)  
 SV-Latham, Daniel (13)  
 LP-Nickerson, Jonah (9-2)  
 T-2:43 A-20345  
 HR TUL - Southard, Nathan

**June 20 • Omaha, Neb.**

|                     |          |
|---------------------|----------|
| <b>Baylor</b>       | <b>4</b> |
| <b>Oregon State</b> | <b>3</b> |

**10 Innings**  
 Baylor 0 0 0 2 1 0 0 0 0 1 - 4 10 1  
 Oregon State 0 2 0 0 1 0 0 0 0 0 - 3 9 2  
 WP-Mandel, Jeff (4-0)  
 LP-Gunderson, Kevin (6-4)  
 T-3:50 A-13000



Above: Andy Jenkins. Below: Dallas Buck





## 1952 CWS Participants OSU Makes First CWS Trip

Oregon State made its first foray into an NCAA postseason in 1952, and the Beavers also advanced to the College World Series for the first time. Oregon State lost in two games in their inaugural trip to Omaha, but came away with a positive first experience at Omaha Stadium.

The Beavers opened the year by winning the Pacific Coast Conference title and then swept Fresno State in the Western Regional in Corvallis.

“The team of ‘52 was an exceptional collection of raw talent as I look back today,” pitcher Alex Goedhard said years later. “I say raw talent because we had no specialty training. There were no coaches specializing in hitting, fielding, outfield or pitching. There were no physical training regimens for players targeting playing positions outside of daily routine practice. There was no or very little scouting of opposing teams and players.”

- At the Western Regional, on June 7, the Beavers hosted Fresno State in front of a crowd of 4,600, the largest attendance figure to date at what is now Goss Stadium at Coleman Field.

- Oregon State began the season on a high note, winning its first seven games and nine of 10.

- The Beavers had just three losing streaks of two games, with the final one coming in Omaha. Oregon State did not lose consecutive games at home the entire season.

- The 27 victories posted by the Beavers in 1952 set a school single-season record. That record was not surpassed until the 1975 team won 28 games.

- Ralph Coleman was in the midst of his third stint with the team and had another 14 years before ending his illustrious career. Coleman’s two victories in the postseason do not count toward his overall career record, but merely add to 561 victories, then a school record.

- Oregon State’s appearance in Omaha was significant as it was only the sixth-ever College World Series held. The Beavers opened against Duke in just the second-ever meeting between the schools in any sport; the first was in the 1942 Rose Bowl.

- Oregon State used what is now an unusual mode of transportation to arrive in Omaha. The team traveled to Omaha by train on the Union Pacific streamliner City of Portland. The Beavers arrived just after 3 a.m. on a Wednesday.

- Oregon State was the fourth team of what is now known as the Pac-10 to advance to the College World Series. California, USC and Washington St. all advanced to Omaha before the Beavers’ first trip in 1952.

- The games were played at what was then known as Omaha Stadium; it is now known as Rosenblatt Stadium. This marked the third year the CWS was held at Rosenblatt.

- Twenty-seven of the 34 players (79.4 percent) listed on the roster hailed from the state of Oregon.

- Oregon State won its first-ever Pacific Coast Conference Championship in 1952. The Beavers defeated USC in two games; winning game one, 12-10, and taking game two, 5-4, with both contests being played in Corvallis.

- Dwane Helbig became Oregon State’s first All-American in 1952 when the American Baseball Coaches Association named him to the second team. He batted .418 with three home runs and 10 RBI in PCC Northern Division games.

- Bailey Brem and Jay Dean, who were both on the 1952 team, earned All-American honors in 1953 and 1954, respectively. Dean was an All-American in 1955 as well. He was OSU’s first two-time All-American.

### 1952 Roster

| No. | Pitchers          | Yr. | B-T | Ht.  | Wt. | Hometown         |
|-----|-------------------|-----|-----|------|-----|------------------|
| 14  | Bud Berg          | Sr. | R-R | 6-2  | 190 | Portland, Ore.   |
|     | Ralph Coleman Jr. | Jr. | L-L | 6-0  | 155 | Corvallis, Ore.  |
|     | Bailey Brem       | Jr. | R-R | 6-3  | 185 | Portland, Ore.   |
| 13  | Alex Goedhard     | Sr. | R-R | 6-2  | 175 | Pasadena, Calif. |
| 16  | Don Hopp          | Fr. | R-R | 6-2  | 175 | Oregon City      |
| 2   | Jim Nierman       | So. | R-L | 6-0  | 175 | Hillsboro, Ore.  |
| 20  | Norb Wellman      | So. | R-R | 6-4  | 205 | Mt. Angel, Ore.  |
| 9   | Don White         | Sr. | R-L | 6-1  | 160 | Portland, Ore.   |
| No. | CATCHERS          | Yr. | B-T | Ht.  | Wt. | Hometown         |
|     | Jack Smith        | So. | R-R | 5-10 | 180 | Ontario, Ore.    |
| 11  | Jack Stephenson   | Fr. | R-R | 5-11 | 172 | Tigard, Ore.     |
| 19  | John Thomas       | Sr. | R-R | 6-3  | 215 | Newark, N.J.     |
|     | Bill Turner       | Jr. | R-R | 5-9  | 175 | Portland, Ore.   |
| No. | Infielders        | Yr. | B-T | Ht.  | Wt. | Hometown         |
|     | Jack Bowen        | Fr. | R-R | 5-10 | 172 | Nyssa, Ore.      |
| 3   | Bobby Buob        | Fr. | R-R | 5-8  | 158 | Union, N.J.      |
| 17  | Jay Dean          | Fr. | R-L | 6-5  | 210 | Nampa, Ida.      |
|     | Mel Ediger        | So. | R-R | 6-0  | 175 | Dallas, Ore.     |
| 5   | Chuck Fisk        | Fr. | R-R | 6-0  | 170 | Portland, Ore.   |
|     | Connie Holzgang   | So. | R-R | 5-11 | 160 | Medford, Ore.    |
| 10  | Cub Houck         | Sr. | R-R | 6-0  | 185 | Salem, Ore.      |
| 4   | Danny Johnston    | Jr. | R-R | 5-11 | 175 | Whittier, Calif. |
|     | Johnny Rearden    | Sr. | R-R | 5-11 | 160 | Corvallis, Ore.  |
| 15  | Jim Ruggles       | Fr. | L-R | 6-0  | 170 | Portland, Ore.   |
|     | Doug Wray         | Fr. | R-R | 5-9  | 150 | The Dalles, Ore. |
|     | Jim Walker        | So. | L-L | 5-10 | 155 | L-Beach, Calif.  |
| No. | Outfielders       | Yr. | B-T | Ht.  | Wt. | Hometown         |
| 8   | Pete Goodbrod     | Sr. | L-R | 5-10 | 160 | Salem, Ore.      |
| 7   | Dwane Helbig      | So. | R-R | 6-0  | 195 | Portland, Ore.   |
|     | Jim Jenks         | Jr. | R-R | 6-0  | 168 | Albany, Ore.     |
|     | Ralph Krafve      | Sr. | L-R | 6-2  | 185 | Portland, Ore.   |
| 12  | Ed Nelson         | Sr. | R-R | 5-10 | 165 | Corvallis, Ore.  |
|     | Jack Pinion       | So. | R-R | 5-10 | 195 | Reedsport, Ore.  |
| 18  | Bud Shirtcliff    | Jr. | R-R | 6-3  | 200 | M-Creek, Ore.    |
|     | Dick Wilson       | Fr. | L-L | 5-11 | 165 | Nyssa, Ore.      |
|     | Jim Withrow       | Fr. | R-R | 5-10 | 160 | Van Nuys, Calif. |
|     | Bob Thoman        | Jr. | R-R | 6-4  | 175 | Corvallis, Ore.  |

Head Coach: Ralph Coleman  
Assistant Coach: Paul Valenti  
Manager: Ken Boshears

# COLLEGE WORLD SERIES

8 TOP  
COLLEGE  
TEAMS

The ROSE BOWL of COLLEGE BASEBALL

## OMAHA STADIUM

### June 12-13-14-15-16

Get Tickets Now at **RUSSELL SPORTS**, 1816 Farnam Street, Omaha

### 2017 NCAA Postseason • OSU Championship History

The 2017 NCAA Postseason will feature, as always, the nation's top 64 teams. Sixteen four-team regionals will be held June 2-5, followed by eight Super Regionals, featuring the top 16 teams remaining who advanced past the regionals. The 2017 College World Series will be played June 17-28 at TD Ameritrade Park Omaha.

The Pac-12 Conference holds the record with 27 World Series titles, followed by the Big 12 Conference at 10 and the Big Ten at six. A Pac-12 team has finished as national champions or runner-up in eight of the last 14 years. At least one Pac-12 player has been named to the All-College World Series team in all but one year since 1997.

In 2006 and 2007, the then-Pac-10 had 11 players named to the All-CWS Team, and each one was an Oregon State Beaver. In 2006, Jonah Nickerson was named the Most Outstanding Player after the Beavers captured their first national title. In 2007, Jorge Reyes claimed the honor as OSU won its second straight title.

Oregon State is one of just six schools nationally to win back-to-back national titles, and one of three from the Pac-12. USC won five straight titles from 1970-74. Stanford won two straight from 1987-88, followed nearly 20 years later by the Beavers. Texas won consecutive titles from 1949-1950 and LSU became the fourth club to accomplish the feat, doing so in 1996 and 1997. South Carolina is the most recent, winning championships in 2010 and 2011.

#### 2017 NCAA Postseason Schedule

June 2-5: NCAA Regionals (campus sites)

June 9-12: NCAA Super Regionals (campus sites)

June 17-28: NCAA College World Series (TD Ameritrade Park Omaha)

*Note: Campus sites for the NCAA Regionals will be announced the day prior to the NCAA selection process. Super Regional sites will be announced the day after the regionals' completion.*



Darwin Barney

### Oregon State In The Postseason

**All-Time Record:** 51-33 (.607)

**NCAA Regional Record:** 30-21 (.588)

**NCAA Super Regional Record:** 8-4 (.667)

**NCAA CWS Record:** 13-8 (.619)

**NCAA Appearances (16):** 1952, 1962, 1963, 1983, 1985, 1986, 2005, 2006, 2007, 2009, 2010, 2011, 2012, 2013, 2014, 2015

**Super Regional Appearances (5):** 2005, 2006, 2007, 2011, 2013

**College World Series Appearances (5):** 1952, 2005, 2006, 2007, 2013

#### Head Coaches And The Postseason

| Coach         | Overall | Reg.  | Super | CWS  |
|---------------|---------|-------|-------|------|
| Ralph Coleman | 3-6     | 3-4   | 0-0   | 0-2  |
| Jack Riley    | 2-6     | 2-6   | 0-0   | 0-0  |
| Pat Casey     | 46-21   | 25-11 | 8-4   | 13-6 |

#### Postseason Superlatives

**Most Runs:** 19, vs. St. John's (6/5/05)

**Most Runs Allowed:** 17, vs. Stanford (5/24/85)

**Fewest Runs:** 0, vs. Stanford (5/27/83)

**Fewest Runs Allowed:** 0, 6 times

**Win Streak:** 10 games (6/4-6/24/07)

**Most Wins (Pitcher):** 5; Stutes, Nickerson

**Largest Attendance (Reg.):** 11,535 (6/2/12)

**Largest Attendance (Super):** 3,602 (6/9/13)

**Largest Attendance (CWS):** 30,335 (6/21/06)

#### All-Time Versus Opponents

| Opponent            | Overall | Reg. | Super | CWS |
|---------------------|---------|------|-------|-----|
| Arizona State       | 1-0     | 0-0  | 0-0   | 1-0 |
| Arkansas            | 1-1     | 1-1  | 0-0   | 0-0 |
| Baylor              | 0-1     | 0-0  | 0-0   | 0-1 |
| Belmont             | 1-0     | 1-0  | 0-0   | 0-0 |
| Cal-State Fullerton | 1-0     | 0-0  | 0-0   | 1-0 |
| Creighton           | 1-0     | 1-0  | 0-0   | 0-0 |
| Dallas Baptist      | 0-1     | 0-1  | 0-0   | 0-0 |
| Duke                | 0-1     | 0-0  | 0-0   | 0-1 |
| Florida             | 0-1     | 0-1  | 0-0   | 0-0 |
| Florida Atlantic    | 1-1     | 1-1  | 0-0   | 0-0 |
| Fresno State        | 2-0     | 2-0  | 0-0   | 0-0 |
| Georgia             | 2-0     | 1-0  | 0-0   | 1-0 |
| Hawaii              | 1-0     | 1-0  | 0-0   | 0-0 |
| Indiana             | 1-0     | 0-0  | 0-0   | 1-0 |
| Kansas              | 1-0     | 1-0  | 0-0   | 0-0 |
| Kansas State        | 2-1     | 0-0  | 2-1   | 0-0 |
| Louisiana-Monroe    | 1-0     | 1-0  | 0-0   | 0-0 |
| Louisville          | 1-0     | 0-0  | 0-0   | 1-0 |
| LSU                 | 0-2     | 0-2  | 0-0   | 0-0 |
| Miami (Fla.)        | 1-1     | 0-0  | 0-0   | 1-1 |
| Michigan            | 2-0     | 0-0  | 2-0   | 0-0 |
| Mississippi State   | 0-2     | 0-0  | 0-0   | 0-2 |
| North Carolina      | 4-1     | 0-0  | 0-0   | 4-1 |
| North Dakota State  | 1-0     | 1-0  | 0-0   | 0-0 |
| Ohio State          | 1-0     | 1-0  | 0-0   | 0-0 |
| Pepperdine          | 0-1     | 0-1  | 0-0   | 0-0 |
| Rice                | 2-0     | 0-0  | 0-0   | 2-0 |
| Richmond            | 1-0     | 1-0  | 0-0   | 0-0 |
| Rutgers             | 2-0     | 2-0  | 0-0   | 0-0 |
| Santa Clara         | 0-2     | 0-2  | 0-0   | 0-0 |
| Stanford            | 2-3     | 0-3  | 2-0   | 0-0 |
| St. John's          | 2-0     | 2-0  | 0-0   | 0-0 |
| TCU                 | 0-2     | 0-2  | 0-0   | 0-0 |
| Texas               | 1-1     | 1-0  | 0-0   | 0-1 |
| Texas A&M           | 3-0     | 3-0  | 0-0   | 0-0 |
| Tulane              | 0-1     | 0-0  | 0-0   | 0-1 |
| UALR                | 1-0     | 1-0  | 0-0   | 0-0 |
| UC-Irvine           | 2-2     | 1-2  | 0-0   | 1-0 |
| UC Santa Barbara    | 1-1     | 1-1  | 0-0   | 0-0 |
| UNLV                | 1-0     | 1-0  | 0-0   | 0-0 |
| USC                 | 3-3     | 1-2  | 2-1   | 0-0 |
| UTSA                | 1-0     | 1-0  | 0-0   | 0-0 |
| Vanderbilt          | 0-2     | 0-0  | 0-2   | 0-0 |
| VCU                 | 0-1     | 0-1  | 0-0   | 0-0 |
| Virginia            | 2-1     | 2-1  | 0-0   | 0-0 |
| Wright State        | 1-0     | 1-0  | 0-0   | 0-0 |



Andy Peterson

2006 & 2007 NATIONAL CHAMPIONS • 2013, 2014, 2017 PAC-12 CHAMPIONS • 2005, 2006 PAC-10 CHAMPIONS

5 College World Series Appearances: 1952, 2005, 2006, 2007, 2013 | 5 NCAA Super Regional Appearances: 2005, 2006, 2007, 2011, 2013

17 NCAA Regional Appearances: 1952, 1962, 1963, 1983, 1985, 1986, 2005, 2006, 2007, 2009, 2010, 2011, 2012, 2013, 2014, 2015, 2017

**2017 OREGON STATE BASEBALL**  
**POSTSEASON RESULTS**

Twitter.com/BeaverBaseball  
 Instagram.com/BeaverBaseball  
 Facebook.com/OregonStateBaseball

**1952**

**Western Regional • Corvallis, Ore.**

| Date   | Result | Opponent     | WP      | LP     | Att.  |
|--------|--------|--------------|---------|--------|-------|
| 6/6/52 | W, 2-1 | Fresno State | White   | Bolger | 3,200 |
| 6/7/52 | W, 8-4 | Fresno State | Wellman | Bishop | 4,600 |

**College World Series • Omaha, Neb.**

| Date    | Result  | Opponent | WP        | LP       | Att. |
|---------|---------|----------|-----------|----------|------|
| 6/12/52 | L, 7-18 | Duke     | Lewis     | Goedhard |      |
| 6/13/52 | L, 1-10 | Texas    | Robertson | Wellman  |      |

**1962**

**Western Regional • Santa Clara, Calif.**

| Date | Result | Opponent    | WP | LP | Att. |
|------|--------|-------------|----|----|------|
|      | L, 1-8 | Santa Clara |    |    |      |
|      | L, 5-7 | Santa Clara |    |    |      |

**1963**

**Western Regional • Corvallis, Ore.**

| Date | Result | Opponent | WP | LP | Att. |
|------|--------|----------|----|----|------|
|      | L, 5-6 | USC      |    |    |      |
|      | W, 8-6 | USC      |    |    |      |
|      | L, 5-7 | USC      |    |    |      |

**1983**

**Western Regional • Stanford, Calif.**

| Date    | Result  | Opponent         | WP     | LP       | Att.  |
|---------|---------|------------------|--------|----------|-------|
| 5/27/83 | L, 0-14 | Stanford         | Myers  | Reece    | 2,350 |
| 5/28/83 | L, 3-7  | UC-Santa Barbara | Fulmer | Anderson | 450   |

**1985**

**Western Regional • Stanford, Calif.**

| Date    | Result  | Opponent   | WP      | LP       | Att.  |
|---------|---------|------------|---------|----------|-------|
| 5/24/85 | L, 3-17 | Stanford   | Ballard | Sipple   | 2,600 |
| 5/25/85 | L, 1-6  | Pepperdine | Dubar   | Brundage | 300   |

**1986**

**Midwest Regional • Stillwater, Okla.**

| Date    | Result  | Opponent | WP        | LP         | Att.  |
|---------|---------|----------|-----------|------------|-------|
| 5/22/86 | L, 3-4  | Arkansas | Peters    | Brundage   | 1,400 |
| 5/23/86 | W, 7-1  | Richmond | Sipple    | Richardson | 1,332 |
| 5/24/86 | W, 1-0  | Arkansas | Hulstrom  | Parker     | 1,307 |
| 5/24/86 | L, 7-10 | Stanford | Wassenaar | Lambert    | 1,516 |

**All-Regional Team:** David Brundage, OF

**2005**

**Corvallis Regional • Corvallis, Ore.**

| Date   | Result  | Opponent   | WP        | LP      | Att.  |
|--------|---------|------------|-----------|---------|-------|
| 6/3/05 | W, 4-3  | Ohio State | Gunderson | Meister | 2,612 |
| 6/4/05 | W, 11-1 | St. John's | Nickerson | Wladyka | 2,609 |
| 6/5/05 | W, 19-3 | St. John's | Maxwell   | Smith   | 2,532 |

**All-Regional Team:** Mitch Canham (Most Outstanding Player), C; Jonah Nickerson, RHP; Andy Jenkins, 1B; Shea McFeely, 3B; Tyler Graham, OF; Jacoby Ellsbury, OF; Cole Gillespie, OF

**Corvallis Super Regional • Corvallis, Ore.**

| Date    | Result  | Opponent | WP   | LP        | Att.  |
|---------|---------|----------|------|-----------|-------|
| 6/11/05 | W, 10-4 | USC      | Buck | Kennedy   | 3,059 |
| 6/12/05 | L, 8-9  | USC      | Koss | Gunderson | 3,068 |
| 6/13/05 | W, 10-8 | USC      | Kunz | Schlack   | 2,752 |

**College World Series • Omaha, Neb.**

| Date    | Result | Opponent | WP     | LP        | Att.   |
|---------|--------|----------|--------|-----------|--------|
| 6/18/05 | L, 1-3 | Tulane   | Owings | Nickerson | 20,345 |
| 6/20/05 | L, 3-4 | Baylor   | Mandel | Gunderson | 13,000 |

**2006**

**Corvallis Regional • Corvallis, Ore.**

| Date   | Result  | Opponent     | WP        | LP    | Att.  |
|--------|---------|--------------|-----------|-------|-------|
| 6/2/06 | W, 5-3  | Wright State | Kunz      | Smith | 2,587 |
| 6/3/06 | W, 11-3 | Kansas       | Nickerson | Land  | 2,957 |
| 6/4/06 | W, 12-3 | Hawaii       | Stutes    | Daly  | 2,783 |

**All-Regional Team:** Chris Kunda (Most Outstanding Player), 2B; Jonah Nickerson, RHP; Darwin Barney, SS; Cole Gillespie, OF; Tyler Graham, OF

**Corvallis Super Regional • Corvallis, Ore.**

| Date    | Result  | Opponent | WP        | LP        | Att.  |
|---------|---------|----------|-----------|-----------|-------|
| 6/10/06 | W, 4-3  | Stanford | Buck      | Reynolds  | 3,173 |
| 6/11/06 | W, 15-0 | Stanford | Nickerson | Gallagher | 3,194 |

**College World Series • Omaha, Neb.**

| Date    | Result  | Opponent       | WP        | LP        | Att.   |
|---------|---------|----------------|-----------|-----------|--------|
| 6/17/06 | L, 1-11 | Miami          | Maine     | Buck      | 25,417 |
| 6/19/06 | W, 5-3  | Georgia        | Nickerson | Westphal  | 17,135 |
| 6/20/06 | W, 8-1  | Miami          | Stutes    | Gutierrez | 26,241 |
| 6/21/06 | W, 5-0  | Rice           | Turpen    | Crow      | 30,335 |
| 6/22/06 | W, 2-0  | Rice           | Nickerson | Degerman  | 19,161 |
| 6/24/06 | L, 3-4  | North Carolina | Hovis     | Paterson  | 26,808 |
| 6/25/06 | W, 11-7 | North Carolina | Gunderson | Danford   | 25,046 |
| 6/26/06 | W, 3-2  | North Carolina | Buck      | Bard      | 18,565 |

**All-CWS Team:** Jonah Nickerson (Most Outstanding Player), RHP; Bill Rowe, 1B; Shea McFeely, 3B; Cole Gillespie, OF; Kevin Gunderson, LHP

**2007**

**Charlottesville Regional • Charlottesville, Va.**

| Date   | Result | Opponent | WP       | LP       | Att.  |
|--------|--------|----------|----------|----------|-------|
| 6/1/07 | W, 5-1 | Rutgers  | Paterson | Healing  | 2,097 |
| 6/2/07 | L, 4-7 | Virginia | Lambert  | Kunz     | 3,212 |
| 6/4/07 | W, 5-2 | Rutgers  | Reyes    | Giannini | 1,984 |
| 6/4/07 | W, 5-3 | Virginia | Paterson | Schwimer | 3,212 |
| 6/5/07 | W, 7-3 | Virginia | Kunz     | Lambert  | 2,389 |

**All-Regional Team:** Joe Paterson (Most Outstanding Player), LHP; Jordan Lennerton, 1B; Joey Wong, 2B; Darwin Barney, SS; Lonnie Lechelt, 3B; Chris Hopkins, OF

**Corvallis Super Regional • Corvallis, Ore.**

| Date    | Result | Opponent | WP       | LP     | Att.  |
|---------|--------|----------|----------|--------|-------|
| 6/10/07 | W, 1-0 | Michigan | Paterson | Putnam | 3,284 |
| 6/11/07 | W, 8-2 | Michigan | Stutes   | Wilson | 3,178 |

**College World Series • Omaha, Neb.**

| Date    | Result  | Opponent       | WP     | LP       | Att.   |
|---------|---------|----------------|--------|----------|--------|
| 6/16/07 | W, 3-2  | CS-Fullerton   | Reyes  | Roemer   | 26,559 |
| 6/18/07 | W, 12-6 | Arizona State  | Stutes | Flores   | 21,692 |
| 6/20/07 | W, 7-1  | UC-Irvine      | Turpen | Bergman  | 29,921 |
| 6/23/07 | W, 11-4 | North Carolina | Reyes  | White    | 26,887 |
| 6/24/07 | W, 9-3  | North Carolina | Stutes | Putkonen | 25,012 |

**All-CWS Team:** Jorge Reyes (Most Outstanding Player), RHP; Darwin Barney, SS; Mitch Canham, C; Mike Lissman, DH; Scott Santschi, OF; Joey Wong, 2B

**2009**

**Fort Worth Regional • Fort Worth, Texas**

| Date    | Result  | Opponent  | WP       | LP       | Att.  |
|---------|---------|-----------|----------|----------|-------|
| 5/29/09 | W, 9-8  | Texas A&M | Gaviglio | Raley    | 2,822 |
| 5/30/09 | L, 1-13 | TCU       | Winkler  | Waldron  | 3,269 |
| 5/31/09 | W, 13-5 | Texas A&M | Reyes    | Ehlert   | 2,496 |
| 5/31/09 | L, 4-5  | TCU       | Marshall | Roderick | 3,191 |

**All-Regional Team:** Koa Kahalehoe, OF; Ryan Ortiz, C; Jorge Reyes, RHP; John Tommasini, 2B

**2010**

**Gainesville Regional • Gainesville, Fla.**

| Date   | Result  | Opponent         | WP          | LP       | Att.  |
|--------|---------|------------------|-------------|----------|-------|
| 6/4/10 | W, 6-4  | Florida Atlantic | Peavey      | Gipson   | 1,117 |
| 6/5/10 | L, 2-10 | Florida          | Panteliodis | Gaviglio | 2,991 |
| 6/6/10 | L, 7-11 | Florida Atlantic | Adams       | Waldron  | 1,340 |

**All-Regional Team:** Adalberto Santos, OF

**2011**

**Corvallis Regional • Corvallis, Ore.**

| Date   | Result | Opponent  | WP       | LP       | Att.  |
|--------|--------|-----------|----------|----------|-------|
| 6/3/11 | W, 7-4 | UALR      | Schultz  | Graziano | 2,858 |
| 6/4/11 | W, 5-1 | Creighton | Gaviglio | Blach    | 3,103 |
| 6/5/11 | W, 6-4 | Georgia   | Duke     | Swegman  | 3,032 |

**All-Regional Team:** Sam Gaviglio (Most Outstanding Player), RHP;  
 Andrew Susac, C; Parker Berberet, 1B; Carter Bell, 3B; Ryan Barnes, OF;  
 Brian Stamps, OF; Garrett Nash, OF

**Nashville Super Regional • Nashville, Tenn.**

| Date    | Result  | Opponent   | WP      | LP       | Att.  |
|---------|---------|------------|---------|----------|-------|
| 6/10/11 | L, 1-11 | Vanderbilt | Gray    | Gaviglio | 3,349 |
| 6/11/11 | L, 3-9  | Vanderbilt | Clinard | Schultz  | 3,387 |

**2012**

**Baton Rouge Regional • Baton Rouge, La.**

| Date   | Result  | Opponent   | WP      | LP         | Att.   |
|--------|---------|------------|---------|------------|--------|
| 6/1/12 | W, 2-1  | Belmont    | Bryant  | Brookshire | 10,041 |
| 6/2/12 | L, 1-7  | LSU        | Gausman | Child      | 11,535 |
| 6/3/12 | W, 11-2 | La.-Monroe | Wetzler | Aulds      | 10,369 |
| 6/3/12 | L, 5-6  | LSU        | Cotton  | Davis      | 11,036 |

**All-Regional Team:** John Tommasini, 2B; Michael Conforto, OF; Ryan Barnes, OF; Joey Matthews, OF; Danny Hayes, DH

**2013**

**Corvallis Regional • Corvallis, Ore.**

| Date    | Result | Opponent         | WP         | LP     | Att.  |
|---------|--------|------------------|------------|--------|-------|
| 5/31/13 | W, 5-4 | UTSA             | Engelbrekt | Sims   | 3,222 |
| 6/1/13  | W, 3-2 | UC Santa Barbara | Moore      | Mahle  | 3,535 |
| 6/2/13  | W, 6-1 | Texas A&M        | Wetzler    | Jester | 3,362 |

**All-Regional Team:** Dylan Davis (Most Outstanding Player), OF; Jake Rodriguez, C; Andy Peterson, 2B; Ryan Barnes, DH; Andrew Moore, RHP; Ben Wetzler, LHP

**Corvallis Super Regional • Corvallis, Ore.**

| Date    | Result  | Opponent     | WP      | LP       | Att.  |
|---------|---------|--------------|---------|----------|-------|
| 6/8/13  | L, 2-6  | Kansas State | Matthys | Fry      | 3,574 |
| 6/9/13  | W, 12-4 | Kansas State | Moore   | McFadden | 3,602 |
| 6/10/13 | W, 4-3  | Kansas State | Wetzler | Matthys  | 3,564 |

**College World Series • Omaha, Neb.**

| Date    | Result  | Opponent        | WP       | LP       | Att.   |
|---------|---------|-----------------|----------|----------|--------|
| 6/15/13 | L, 4-5  | Mississippi St. | Mitchell | Boyd     | 24,473 |
| 6/17/13 | W, 11-4 | Louisville      | Wetzler  | Thompson | 18,980 |
| 6/19/13 | W, 1-0  | Indiana         | Boyd     | Slegers  | 26,035 |
| 6/21/13 | L, 1-4  | Mississippi St. | Graveman | Moore    | 18,868 |

**All-CWS Team:** Michael Conforto, OF

**2014**

**Corvallis Regional • Corvallis, Ore.**

| Date    | Result  | Opponent      | WP       | LP       | Att.  |
|---------|---------|---------------|----------|----------|-------|
| 5/30/14 | W, 2-1  | N. Dakota St. | Moore    | Ernst    | 3,408 |
| 5/31/14 | L, 2-14 | UC Irvine     | Surrey   | Fry      | 3,422 |
| 6/1/14  | W, 6-1  | UNLV          | Wetzler  | Oakley   | 3,372 |
| 6/1/14  | W, 4-0  | UC Irvine     | Schultz  | Brock    | 3,386 |
| 6/2/14  | L, 2-4  | UC Irvine     | Manarino | Thompson | 3,435 |

**All-Regional Team:** Logan Ice, C; Jeff Hendrix, OF; Kevin Keyes, 1B; Scott Schultz, RHP

**2015**

**Dallas Regional • Dallas, Texas**

| Date    | Result | Opponent       | WP       | LP        | Att.  |
|---------|--------|----------------|----------|-----------|-------|
| 5/29/15 | W, 5-4 | Texas          | Church   | Bellows   | 2,643 |
| 5/31/15 | L, 1-5 | VCU            | Dwyer    | Rasmussen | 1,779 |
| 5/31/15 | L, 1-7 | Dallas Baptist | Stutzman | Eckert    | 2,297 |

**All-Regional Team:** Kyle Nobach, OF

**2017 OREGON STATE BASEBALL**  
**POSTSEASON HONORS**

Twitter.com/BeaverBaseball  
 Instagram.com/BeaverBaseball  
 Facebook.com/OregonStateBaseball

**All-Time Oregon State Postseason Honors**

**All-Regional Team (42)**

| Year | Player           | Pos. | Location             |
|------|------------------|------|----------------------|
| 1986 | Dave Brundage    | OF   | Stillwater, Okla.    |
| 2005 | Mitch Canham     | C    | Corvallis            |
| 2005 | Jacoby Ellsbury  | OF   | Corvallis            |
| 2005 | Cole Gillespie   | OF   | Corvallis            |
| 2005 | Tyler Graham     | OF   | Corvallis            |
| 2005 | Andy Jenkins     | 1B   | Corvallis            |
| 2005 | Shea McFeely     | 3B   | Corvallis            |
| 2005 | Jonah Nickerson  | RHP  | Corvallis            |
| 2006 | Darwin Barney    | SS   | Corvallis            |
| 2006 | Cole Gillespie   | OF   | Corvallis            |
| 2006 | Tyler Graham     | OF   | Corvallis            |
| 2006 | Chis Kunda       | 2B   | Corvallis            |
| 2006 | Jonah Nickerson  | RHP  | Corvallis            |
| 2007 | Darwin Barney    | SS   | Charlottesville, Va. |
| 2007 | Chris Hopkins    | OF   | Charlottesville, Va. |
| 2007 | Lonnie Lechelt   | 3B   | Charlottesville, Va. |
| 2007 | Jordan Lennerton | 1B   | Charlottesville, Va. |
| 2007 | Joe Paterson     | LHP  | Charlottesville, Va. |
| 2007 | Joey Wong        | 2B   | Charlottesville, Va. |
| 2009 | Koa Kahalehoe    | OF   | Fort Worth, Texas    |
| 2009 | Ryan Ortiz       | C    | Fort Worth, Texas    |
| 2009 | Jorge Reyes      | RHP  | Fort Worth, Texas    |
| 2009 | John Tommasini   | 2B   | Fort Worth, Texas    |
| 2010 | Adalberto Santos | OF   | Gainesville, Fla.    |
| 2011 | Ryan Barnes      | OF   | Corvallis            |
| 2011 | Carter Bell      | 3B   | Corvallis            |
| 2011 | Parker Berberet  | 1B   | Corvallis            |
| 2011 | Sam Gaviglio     | RHP  | Corvallis            |
| 2011 | Garrett Nash     | OF   | Corvallis            |
| 2011 | Brian Stamps     | OF   | Corvallis            |
| 2011 | Andrew Susac     | C    | Corvallis            |
| 2012 | John Tommasini   | 2B   | Baton Rouge          |
| 2012 | Michael Conforto | OF   | Baton Rouge          |
| 2012 | Ryan Barnes      | OF   | Baton Rouge          |
| 2012 | Joey Matthews    | OF   | Baton Rouge          |
| 2012 | Danny Hayes      | DH   | Baton Rouge          |
| 2013 | Jake Rodriguez   | C    | Corvallis            |
| 2013 | Andy Peterson    | 2B   | Corvallis            |
| 2013 | Dylan Davis      | OF   | Corvallis            |
| 2013 | Ryan Barnes      | DH   | Corvallis            |
| 2013 | Andrew Moore     | RHP  | Corvallis            |
| 2013 | Ben Wetzler      | LHP  | Corvallis            |
| 2014 | Logan Ice        | C    | Corvallis            |
| 2014 | Kavin Keyes      | 1B   | Corvallis            |
| 2014 | Jeff Hendrix     | OF   | Corvallis            |
| 2014 | Scott Schultz    | RHP  | Corvallis            |
| 2015 | Kyle Nobach      | OF   | Dallas               |

**All-College World Series Team (12)**

| Year | Player           | Pos. | Location (Omaha)   |
|------|------------------|------|--------------------|
| 2006 | Cole Gillespie   | OF   | Rosenblatt         |
| 2006 | Kevin Gunderson  | LHP  | Rosenblatt         |
| 2006 | Shea McFeely     | 3B   | Rosenblatt         |
| 2006 | Jonah Nickerson  | RHP  | Rosenblatt         |
| 2006 | Bill Rowe        | 1B   | Rosenblatt         |
| 2007 | Darwin Barney    | SS   | Rosenblatt         |
| 2007 | Mitch Canham     | C    | Rosenblatt         |
| 2007 | Mike Lissman     | OF   | Rosenblatt         |
| 2007 | Jorge Reyes      | RHP  | Rosenblatt         |
| 2007 | Scott Santschi   | OF   | Rosenblatt         |
| 2007 | Joey Wong        | 2B   | Rosenblatt         |
| 2013 | Michael Conforto | OF   | TD Ameritrade Park |

**Most Outstanding Players (7)**

| Year | Player          | Pos. | Location                 |
|------|-----------------|------|--------------------------|
| 2005 | Mitch Canham    | C    | Corvallis Regional       |
| 2006 | Chris Kunda     | 2B   | Corvallis Regional       |
| 2006 | Jonah Nickerson | RHP  | Omaha CWS                |
| 2007 | Joe Paterson    | LHP  | Charlottesville Regional |
| 2007 | Jorge Reyes     | RHP  | Omaha CWS                |
| 2011 | Sam Gaviglio    | RHP  | Corvallis Regional       |
| 2013 | Dylan Davis     | OF   | Corvallis Regional       |

### Career Leaders

*Minimum 25 at bats, 10 Innings Pitched*

#### Offense

|                 |                               |
|-----------------|-------------------------------|
| Batting Average | .459, Andy Jenkins (2005)     |
| Games Played    | 33, Darwin Barney (2005-07)   |
|                 | 33, Mitch Canham (2005-07)    |
| Games Started   | 33, Darwin Barney (2005-07)   |
| At Bats         | 135, Darwin Barney (2005-07)  |
| Runs Scored     | 33, Darwin Barney (2005-07)   |
| Hits            | 40, Darwin Barney (2005-07)   |
| Runs Batted In  | 26, Mitch Canham (2005-07)    |
| Doubles         | 9, Michael Conforto (2012-14) |
| Triples         | 2, Andy Jenkins (2005)        |
|                 | 2, John Wallace (2005-06)     |
|                 | 2, Cole Gillespie (2005-06)   |
| Home Runs       | 4, Jordan Lennerton (2007)    |
| Walks           | 19, Darwin Barney (2005-07)   |
| Strikeouts      | 28, Mitch Canham (2005-07)    |
| Stolen Bases    | 8, Tyler Graham (2005-06)     |

#### Pitching

|                     |                                 |
|---------------------|---------------------------------|
| Earned Run Average  | 1.21, Joe Paterson (2006-07)    |
| Wins                | 5, Jonah Nickerson (2005-06)    |
|                     | 5, Mike Stutes (2006-07)        |
|                     | 5, Ben Wetzler (2011-14)        |
| Winning Percentage  | 1.000, Mike Stutes (2006-07)    |
|                     | 1.000, Ben Wetzler (2011-14)    |
| Saves               | 6, Kevin Gunderson (2005-06)    |
| Games Pitched       | 16, Eddie Kunz (2006-07)        |
| Games Started       | 8, Jonah Nickerson (2005-06)    |
|                     | 8, Mike Stutes (2006-07)        |
| Innings Pitched     | 58.0, Jonah Nickerson (2005-06) |
| Hits Allowed        | 49, Dallas Buck (2005-06)       |
| Runs Allowed        | 26, Dallas Buck (2005-06)       |
| Earned Runs Allowed | 23, Dallas Buck (2005-06)       |
|                     | 23, Mike Stutes (2006-07)       |
| Walks Allowed       | 24, Dallas Buck (2005-06)       |
| Strikeouts          | 52, Jonah Nickerson (2005-06)   |

### Individual Postseason Leaders

*Minimum 15 at bats, 5 Innings Pitched*

#### Offense

|                 |                                   |
|-----------------|-----------------------------------|
| Batting Average | .529 (9-17), Koa Kahalehoe (2009) |
|                 | .529 (9-17), Kavin Keyes (2014)   |
| Games Played    | 13, seven players (2006)          |
| Games Started   | 13, seven players (2006)          |
| At Bats         | 54, Darwin Barney (2006)          |
| Runs Scored     | 15, Bill Rowe (2006)              |
| Hits            | 20, Tyler Graham (2006)           |
| Runs Batted In  | 18, Bill Rowe (2006)              |
| Doubles         | 6, Michael Conforto (2013)        |
| Triples         | 2, three times (2005, 2006, 2007) |
| Home Runs       | 4, Jordan Lennerton (2007)        |
| Walks           | 10, Mike Lissman (2007)           |
| Strikeouts      | 17, Lonnie Lechelt (2007)         |
| Stolen Bases    | 6, Tyler Graham (2006)            |

#### Pitching

|                     |   |
|---------------------|---|
| Earned Run Average  | 0.00, 4 times                                 |
| Wins                | 4, Jonah Nickerson (2006)                     |
| Saves               | 5, Kevin Gunderson (2006)                     |
| Games Pitched       | 9, Joe Paterson (2007)                        |
| Games Started       | 5, Mike Stutes (2007), Jonah Nickerson (2006) |
| Innings Pitched     | 36.2, Jonah Nickerson (2006)                  |
| Hits Allowed        | 31, Dallas Buck (2006)                        |
| Runs Allowed        | 16, Dallas Buck (2006)                        |
| Earned Runs Allowed | 16, Dallas Buck (2006)                        |
| Walks Allowed       | 17, Mike Stutes (2007)                        |
| Strikeouts          | 34, Jonah Nickerson (2006)                    |

### Team Game Superlatives

#### Offense

|                |   |
|----------------|---|
| At Bats        | 46, vs. Virginia (6/2/07)                 |
| Runs Scored    | 19, vs. St. John's (6/5/05)               |
| Hits           | 22, vs. St. John's (6/5/05)               |
| Runs Batted In | 19, vs. St. John's (6/5/05)               |
| Doubles        | 5, vs. Kansas (6/3/06)                    |
| Triples        | 2, vs. Miami (6/17/06)                    |
| Home Runs      | 3, vs. USC (6/12/05)                      |
| Total Bases    | 33, vs. St. John's (6/5/05)               |
| Walks          | 10, vs. Michigan (6/11/07)                |
| Strikeouts     | 14, vs. LSU (6/3/12)                      |
| Stolen Bases   | 4, two times, last vs. Michigan (6/11/07) |

#### Pitching

|                     |  |
|---------------------|--|
| Innings Pitched     | 13.0, vs. Virginia (6/2/07)            |
| Runs Allowed        | 17, vs. Stanford (5/24/85)             |
| Earned Runs Allowed | 17, vs. Stanford (5/24/85)             |
| Walks Allowed       | 9, two times, last vs. Miami (6/17/06) |
| Strikeouts          | 15, vs. North Dakota State (5/30/14)   |
| Hits Allowed        | 18, vs. Stanford (5/24/85)             |

#### Fielding

|                     |   |
|---------------------|---|
| Putouts             | 39, vs. Virginia (6/2/07)                 |
| Assists             | 19, two times, last vs. TCU (5/30/09)     |
| Errors              | 4, six times, last vs. LSU (6/3/12)       |
| Passed Balls        | 2, four times, last vs. Virginia (6/2/07) |
| Double Plays Turned | 3, vs. TCU (5/30/09)                      |

### Individual Game Superlatives

#### Offense

|                |  |
|----------------|--|
| At Bats        | 6, 13 times, last by Ryan Ortiz vs. Texas A&M (5/31/09)        |
| Runs Scored    | 4, Bill Rowe vs. Stanford (6/11/06)                            |
| Hits           | 5, three times, last vs. Koa Kahalehoe vs. Texas A&M (5/31/09) |
| Runs Batted In | 6, Bill Rowe vs. Hawai'i (6/4/06)                              |
| Doubles        | 3, two times, last by Cole Gillespie vs. Kansas (6/3/06)       |
| Triples        | 1, 18 times  |
| Home Runs      | 2, three times, last by Chris Kunda vs. Kansas (6/3/06)        |
| Total Bases    | 11, Andy Jenkins vs. USC (6/13/05)                             |
| Walks          | 2, 42 times  |
| Strikeouts     | 3, 11 times  |
| Stolen Bases   | 2, 2 times, last by A. Santos vs. Texas A&M (5/29/09)          |

#### Pitching

|                     |   |
|---------------------|---|
| Innings Pitched     | 9.0, 11 times                                     |
|                     | last by Scott Schultz vs. UC Irvine (6/1/14)      |
| Runs Allowed        | 10, Sam Gaviglio vs. Vanderbilt (6/10/11)         |
| Earned Runs Allowed | 10, Sam Gaviglio vs. Vanderbilt (6/10/11)         |
| Walks Allowed       | 7, two times                                      |
|                     | last by Dave Brundage vs. Arkansas (5/22/86)      |
| Strikeouts          | 14, Andrew Moore vs. North Dakota State (5/30/14) |
| Hits Allowed        | 10, two times,                                    |
|                     | last by Jorge Reyes vs. Texas A&M (5/31/09)       |

### Complete Games By Oregon State Pitchers

|         |  |
|---------|--|
| 6/1/14  | Scott Schultz vs. UC Irvine (Win)          |
| 6/1/14  | Ben Wetzler vs. UNLV (Win)                 |
| 6/19/13 | Matt Boyd vs. Indiana (Win)                |
| 6/2/13  | Ben Wetzler vs. Texas A&M (win)            |
| 6/4/11  | Sam Gaviglio vs. Creighton (win)           |
| 5/31/09 | Jorge Reyes vs. Texas A&M (win)            |
| 6/4/05  | Jonah Nickerson vs. St. John's (win)       |
| 5/24/86 | Bryce Hulstrom vs. Arkansas (win)          |
| 5/22/86 | Dave Brundage vs. Arkansas (loss)          |
| 5/25/85 | Dave Brundage vs. Pepperdine (loss)        |
| 5/28/83 | Scott Anderson vs. UC Santa Barbara (loss) |

\* Statistical records date back to 1983 postseason