

Ole Miss

2025-26 MEN'S BASKETBALL GAME NOTES

Saturday, January 10 | 5 p.m. | SJB Pavilion (9,500)

2025-26 SCHEDULE

DATE	OPPONENT	TV	TIME (CT)/RESULT
Nov. 3	SE LOUISIANA	SECN+	W, 88-58
Nov. 7	LOUISIANA MONROE	SECN+	W, 86-65
Nov. 11	MEMPHIS	SECN	W, 83-77
Nov. 14	CAL ST. BAKERSFIELD @	SECN+	W, 82-60
Nov. 18	AUSTIN PEAY	SECN+	W, 72-65
Nov. 25	vs. Iowa %	CBSSN	L, 69-74
Nov. 26	vs. Utah %	CBSSN	L, 74-75
Dec. 2	MIAMI \$	SECN	L, 75-66
Dec. 6	at #22 St. John's	Peacock	L, 58-63
Dec. 13	vs. Southern Miss ~	SECN+	W, 71-67
Dec. 17	vs. Alabama A&M &	SECN+	W, 80-66
Dec. 21	vs. NC State =	ESPN	L, 62-76
Dec. 29	ALCORN STATE	SECN	W, 79-43
Jan. 3	at Oklahoma *	SECN	L, 70-86
Jan. 7	#15 ARKANSAS *	SECN	L, 87-94
Jan. 10	MISSOURI *	SECN	5 PM
Jan. 14	at Georgia *	ESPN2/ESPNU	6 PM
Jan. 17	at Mississippi St. *	SECN	7:30 PM
Jan. 20	AUBURN *	ESPN/ESPNU	8 PM
Jan. 24	at Kentucky *	ESPN	11 AM
Jan. 31	VANDERBILT *	SECN	7:30 PM
Feb. 3	at Tennessee *	ESPN2	6 PM
Feb. 7	at Texas *	ESPN/ESPN2	1 PM
Feb. 11	ALABAMA *	SECN	6 PM
Feb. 14	MISSISSIPPI ST. *	ESPN/ESPN2	5:30 PM
Feb. 18	at Texas A&M *	SECN	6 PM
Feb. 21	FLORIDA *	ESPN/ESPN2	11 AM
Feb. 25	LSU *	SECN	8 PM
Feb. 28	at Auburn *	SECN	6 PM
Mar. 4	at Vanderbilt *	ESPNEWS	6 PM
Mar. 7	SOUTH CAROLINA *	SECN	12 PM
Mar. 11-15	SEC Tournament ^		

ALL TIMES CENTRAL

Home games in all caps | Rankings are highest of AP or Coaches

* SEC contest

@ Throwback Game in the Tad Pad

% Acrisure Series (Palm Springs, Calif.)

\$ ACC/SEC Challenge

~ in Biloxi, Miss.

& in Tupelo, Miss.

= in Greensboro, N.C.

^ SEC Tournament (Nashville, Tenn.)

Ole Miss



OLE MISS REBELS

Record: 8-7 (0-2 SEC)
Head Coach: Chris Beard
Career: 289-129 (14th Year)
at Ole Miss: 52-31 (3rd Year)

VS.

MISSOURI TIGERS


Record: 12-3 (2-0 SEC)
Head Coach: Dennis Gates
Career: 117-89 (7th Year)
at Missouri: 67-49 (4th Year)

ON THE AIR



SEC NETWORK

Play-By-Play: Mike Morgan
Analyst: Jon Sundvold



OLE MISS LEARFIELD

Radio: Ole Miss Network
Online: OleMissSports.com
Play-by-Play: Gary Darby
Analyst: Murphy Holloway




SIRIUSXM

SiriusXM 374
SiriusXM App 374

STARTING FIVE

- 1 Meeting for the first time once Missouri joined the SEC, the Rebels claimed 15 of the first 18 matchups, with the Tigers taking six of the last eight. When playing in Oxford, Ole Miss lead 8-3.
- 2 A strong defense has been a staple for Ole Miss under head coach Chris Beard, and this year's team has used their length and athleticism to average 4.9 blocks per game, the 31st-best mark in the nation.
- 3 Ole Miss saw 11 letterwinners and all but one starter depart this past offseason, retooling with a recruiting class ranked as high as No. 14 in the nation and a transfer class ranked as high as No. 19.
- 4 Eight transfers join the Ole Miss program for the 2025-26 campaign, with previous experience at elite programs such as Butler, Kansas, Kentucky, LSU, Louisville, St. John's, Washington, Wisconsin, and more.
- 5 After beginning the season with an average of 4.8 rebounds per contest over the first six games of the season, Malik Dia averaged 9.0 per game over the final seven in non-conference action.

PROJECTED STARTERS



0

MALIK DIA

Forward • 6-9 • 250 • Senior
Murfreesboro, Tenn. • Ensworth • Belmont

PTS	REB	AST	STL	FG%	FT%
14.7	6.9	0.9	0.7	.449	.697




2

AJ STORR

Guard • 6-5 • 205 • Senior
Rockford, Ill. • IMG Academy • Kansas

PTS	REB	AST	STL	FG%	FT%
11.3	2.9	1.9	0.5	.425	.727




4

JAMES SCOTT

Forward • 6-10 • 225 • Junior
Fayetteville, N.C. • E.E. Smith • Louisville

PTS	REB	AST	STL	FG%	FT%
4.7	4.7	0.8	0.5	.681	.538



6

ILIAS KAMARDINE

Guard • 6-5 • 185 • Senior
Marseille, France

PTS	REB	AST	STL	FG%	FT%
11.3	3.6	4.1	1.5	.455	.345



11

TRAVIS PERRY

Guard • 6-1 • 185 • Sophomore
Eddyville, Ky. • Lyon County • Kentucky

PTS	REB	AST	STL	FG%	FT%
4.8	1.3	1.1	0.9	.320	.833

QUICK FACTS

Name	Ole Miss (The University of Mississippi)
Nickname	Rebels
Location	Oxford, Mississippi
Founded	November 6, 1848
Enrollment	28,405
School Colors	Cardinal Red (PMS 186) & Navy Blue (PMS 2767)
Chancellor	Dr. Glenn Boyce
Faculty Representative	Dr. Ron Rychlak
Athletics Director	Keith Carter
Conference	Southeastern (SEC)
Arena	The Pavilion at Ole Miss
Capacity	9,500
Head Coach	Chris Beard
Record at Ole Miss	52-31 (3rd season)
Career Record	289-129 (14th season)
2024-25 Record	24-12
SEC Record/Finish	10-8/8th
Postseason	NCAA Tournament Sweet 16
Letterwinners Returning/Lost	2/11
Starters Returning/Lost	1/4
All-Time Record	1421-1415 (.501)

MEDIA SERVICES

CREDENTIALS

Please contact the Athletics Communications office for game credentials. Requests for credentials should be emailed to mgschwartz@olemiss.edu, and will be limited to working members of the media. Please email Mike Swartz no less than 24 hours before tip-off for all requests. Credentials will be held at will call located at the media entrance on the Hill Drive side of The Pavilion at Ole Miss at parking level 1 (southwest corner of The SIB Pavilion in the parking garage elevator lobby). Will call will open two hours before tipoff. Seating priority will be given to the media that cover Ole Miss basketball on a regular basis. Credentials are non-transferable and unauthorized use is strictly prohibited.

INTERVIEW POLICY

All interview requests - coaches and players - MUST be coordinated through Mike Swartz in the Athletics Communications office. During the week, head coach Chris Beard and Rebel student-athletes can be made available for interview before or after practice unless arranged otherwise. There will be no gameday player interviews until after the game.

POSTGAME INTERVIEWS

Chris Beard and select student-athletes will be brought into the media room approximately 10 minutes after the game. Visiting coach and player interviews will be coordinated through the visiting team's media relations contact.

MEDIA TIMEOUTS

Media timeouts (2:15) will occur in the following manner:
- The first deadball AT or UNDER 16:00, 12:00, 8:00 and 4:00 of each half;
OR, if a timeout or officials' review is called within 30 seconds of those times
- First called timeout of the second half becomes a media timeout
- If there is a free throw situation, shots will be taken following the timeout per NCAA regulations

Each team will have one full timeout (60 seconds) and three 30-second timeouts to call. The first called timeout of the SECOND HALF will be a media (full; 2:15) timeout. Three timeouts can be carried over to the second half, and each team receives one 30-second timeout for each extra period, in addition to any unused second half timeouts.

WORKING PRESS AREA

Credentialed media have a reserved seat in the media seating area, which is located in the southwest corner of SIB Pavilion on the concourse level.

The media workroom offers media a place to gather materials provided by the Ole Miss Athletics Communications staff, write and submit stories, transmit photographs and participate in postgame press conferences. The workroom is located in the southwest corner of the floor level through the visiting team tunnel.

PARKING

Media parking for men's basketball is located in the garage or at the Ole Miss Track Complex. Visit OleMissGameday.com for a map and more information. Media members should request parking in advance. Media members that attend practices, press conferences and other on-campus events during the week should make arrangements with campus parking by visiting olemiss.edu/parking/media.html. Home game parking can be requested by emailing Mike Swartz (mgschwartz@olemiss.edu) and should be sent no less than 24 hours prior to tipoff.

OLE MISS STYLE GUIDE

NAME	LOGO
Ole Miss (preferred) University of Mississippi Mississippi	
NICKNAME	
Rebels	

NUMERICAL ROSTER

#	NAME	POS.	HT./WT.	YR.-EXP.	HOMETOWN / PREVIOUS SCHOOL
0	Malik Dia	F	6-9/250	Sr.-1L	Murfreesboro, Tenn. / Ensworth / Belmont
1	Corey Chest	F	6-8/220	So.-TR	New Orleans, La. / Link Academy / LSU
2	Al Storr	G	6-5/205	Sr.-TR	Rockford, Ill. / IMG Academy / Kansas
3	Koren Johnson	G	6-1/180	Jr.-TR	Seattle, Wash. / Garfield / Louisville
4	James Scott	F	6-10/225	Jr.-TR	Fayetteville, N.C. / E.E. Smith / Louisville
5	Hobert Grayson IV	G	6-4/205	Sr.-TR	Gonzales, La. / East Ascension / Ouachita Baptist
6	Ilias Kamardine	G	6-5/185	Sr.-HS	Marseille, France
7	Niko Bundalo	F	6-10/215	Fr.-HS	Canton, Ohio / Prolific Prep
8	Eduardo Klafke	F	6-5/200	So.-1L	Franca SP, Brazil / NBA Academy Latin America
10	Tylis Jordan	F	6-9/215	Fr.-HS	Milledgeville, Ga. / Wheeler
11	Travis Perry	G	6-1/185	So.-TR	Eddyville, Ky. / Lyon County / Kentucky
13	Kezza Giffa	G	6-1/175	Sr.-TR	Paris, France / Levallois Metropolitans 92 / High Point
22	Max Smith	G	6-1/180	Sr.-RS	Austin, Texas / Anderson
23	Patton Pinkins	G	6-5/200	Fr.-RS	Murfreesboro, Tenn. / Frenship
31	Zach Day	G	6-5/195	Fr.-RS	Midland, Texas / Midland Christian
88	Augusto Cassia	F	6-8/225	Jr.-TR	Salvador, Bahia, Brazil / NBA Global Academy / Butler

ALPHABETICAL ROSTER

#	NAME	POS.	HT.	YR.-EXP.	HOMETOWN / PREVIOUS SCHOOL
7	Niko Bundalo	F	6-10/215	Fr.-HS	Canton, Ohio / Prolific Prep
88	Augusto Cassia	F	6-8/225	Jr.-TR	Salvador, Bahia, Brazil / NBA Global Academy / Butler
1	Corey Chest	F	6-8/220	So.-TR	New Orleans, La. / Link Academy / LSU
31	Zach Day	G	6-5/195	Fr.-RS	Midland, Texas / Midland Christian
0	Malik Dia	F	6-9/250	Sr.-1L	Murfreesboro, Tenn. / Ensworth / Belmont
13	Kezza Giffa	G	6-1/175	Sr.-TR	Paris, France / Levallois Metropolitans 92 / High Point
5	Hobert Grayson IV	G	6-4/205	Sr.-TR	Gonzales, La. / East Ascension / Ouachita Baptist
3	Koren Johnson	G	6-1/180	Jr.-TR	Seattle, Wash. / Garfield / Louisville
10	Tylis Jordan	F	6-9/215	Fr.-HS	Milledgeville, Ga. / Wheeler
6	Ilias Kamardine	G	6-5/185	Sr.-HS	Marseille, France
8	Eduardo Klafke	G	6-5/200	So.-1L	Franca SP, Brazil / NBA Academy Latin America
11	Travis Perry	G	6-1/185	So.-TR	Eddyville, Ky. / Lyon County / Kentucky
23	Patton Pinkins	G	6-5/200	Fr.-HS	Murfreesboro, Tenn. / Frenship
4	James Scott	F	6-10/225	Jr.-TR	Fayetteville, N.C. / E.E. Smith / Louisville
22	Max Smith	G	6-1/180	Sr.-RS	Austin, Texas / Anderson
2	Al Storr	G	6-5/205	Sr.-TR	Rockford, Ill. / IMG Academy / Kansas

HEAD COACH

Chris Beard (Texas, 1995)
Record at Ole Miss: 52-31 (Third Year)
Career Record: 289-129 (14th Year)

ASSISTANT COACHES

Wes Flanigan - Third Year (Auburn, 1997)
Al Pinkins - Third Year (NC State, 1998)
Bob Donewald Jr. - Third Year (Western Michigan, 1993)
Mark Adams - Second Year (Texas Tech, 1979)
Brian Burg - Third Year (Mount Mercy, 2003)

PRONUNCIATION GUIDE

NIKO BUNDALO NEE-co bun-du-low
AUGUSTO CASSIA uh-GOO-stow cah-see-AH
MALIK DIA ma-LEEK DEE-uh
KEZZA GIFFA kez-uh JIF-ah
HOBERT Grayson IV HO-bert
KOREN Johnson CORE-in
TYLIS Jordan TIE-lis
ILIAS KAMARDINE ILL-E-us KAMAR-deen
EDUARDO KLAFFE CLAF-key
AL STORR Store

SUPPORT STAFF

John Reilly - Strength and Conditioning Coach
Tyler Parker - Director of Player Development
Matthew Winsberg - Director of Video Operations
John Raybon - Athletic Trainer
Clay Smith - Director of Basketball Operations

BY HOME STATE/COUNTRY

Brazil (2) Cassia, Klafke
France (2) Giffa, Kamardine
Louisiana (2) Chest, Grayson IV
Tennessee (2) Dia, Pinkins
Texas (2) Day, Smith
Georgia (1) Jordan
Illinois (1) Storr
Kentucky (1) Perry
North Carolina (1) Scott
Ohio (1) Bundalo
Washington (1) Johnson

BY CLASS

Seniors (6): Dia, Giffa, Grayson IV, Kamardine, Smith, Storr
Juniors (3): Cassia, Johnson, Scott
Sophomores (3): Chest, Klafke, Perry
Freshmen (4): Bundalo, Day, Jordan, Pinkins

BY HEIGHT

6-10 (2) Bundalo, Scott
6-9 (2) Dia, Jordan
6-8 (2) Cassia, Chest
6-5 (5) Day, Kamardine, Klafke, Pinkins, Storr
6-4 (1) Grayson IV
6-1 (4) Giffa, Johnson, Perry, Smith



@olemissmbb



@OleMissMBB



Ole Miss Men's Basketball



OleMissTix.com

O
F
1
F
2
G
3
G
4
F
5
G
6
G
7
F
8
G
10
F
11
G
13
G
22
G
23
G
31
G
88
F



MALIK DIA

6-9 | 250 | Sr. | Murfreesboro, Tenn. | Ensworth | Belmont

PTS

REB

AST

S

FG%

FT%

14.7

6.9

0.9

0.7

.449

.697

COREY CHEST

6-8 | 220 | So. | New Orleans, La. | Link Academy | LSU

PTS

REB

AST

S

FG%

FT%

2.9

4.5

0.7

0.4

.594

.455

AJ STORR

6-5 | 205 | Sr. | Rockford, Ill. | IMG Academy

PTS

REB

AST

S

FG%

FT%

11.3

2.9

1.9

0.5

.425

.727

KOREN JOHNSON

6-1 | 180 | Jr. | Seattle, Wash. | Garfield | Louisville

PTS

REB

AST

S

FG%

FT%

2.7

0.5

1.2

0.5

.345

1.000

JAMES SCOTT

6-10 | 225 | Jr. | Fayetteville, N.C. | E.E. Smith | Louisville

PTS

REB

AST

S

FG%

FT%

4.7

4.7

0.8

0.5

.681

.538

HOBERT GRAYSON IV

6-4 | 205 | Sr. | Gonzales, La. | East Ascension | Ouachita Baptist

PTS

REB

AST

S

FG%

FT%

1.4

1.4

0.2

0.4

.429

.500

ILIAS KAMARDINE

6-5 | 185 | Sr. | Marseille, France

PTS

REB

AST

S

FG%

FT%

11.3

3.6

4.1

1.5

.455

.345

NIKO BUNDALO

6-10 | 215 | Fr. | Canton, Ohio | Prolific Prep

PTS

REB

AST

S

FG%

FT%

0.0

0.5

0.0

0.2

.000

.000

EDUARDO KLAFKE

6-5 | 200 | So. | Franca SP, Brazil | NBA Academy Latin America

PTS

REB

AST

S

FG%

FT%

3.1

1.5

1.0

0.5

.406

.882

TYLIS JORDAN

6-9 | 215 | Fr. | Milledgeville, Ga. | Wheeler

PTS

REB

AST

S

FG%

FT%

0.0

0.0

0.0

0.0

.000

.000

TRAVIS PERRY

6-1 | 185 | So. | Eddyville, Ky. | Lyon County

PTS

REB

AST

S

FG%

FT%

4.8

1.3

1.1

0.9

.320

.833

KEZZA GIFFA

6-1 | 175 | Sr. | Paris, France | Levallois Metropolitanans 92

PTS

REB

AST

S

FG%

FT%

7.8

1.3

1.5

1.1

.485

.813

MAX SMITH

6-1 | 180 | Sr. | Austin, Texas | Anderson

PTS

REB

AST

S

FG%

FT%

1.6

0.2

0.0

0.2

.286

1.000

PATTON PINKINS

6-5 | 200 | Fr. | Murfreesboro, Tenn. | Frenship

PTS

REB

AST

S

FG%

FT%

8.5

1.5

0.9

0.1

.512

.821

ZACH DAY

6-5 | 195 | Fr. | Midland, Texas | Midland Christian

PTS

REB

AST

S

FG%

FT%

1.0

0.8

0.3

0.2

.200

.000

AUGUSTO CASSIÁ

6-8 | 225 | Jr. | Salvador, Bahia, Brazil | NBA Global Academy | Butler

PTS

REB

AST

S

FG%

FT%

2.3

1.6

0.4

0.5

.500

.778

LAST GAME: 16 pts., 6 reb., 1 ast., 2 blk., 2 stl., 27 min.

NOTES: Leads team in PPG and RPG ... 3 dbl-dbls this season ... Preseason 2nd SEC team by coaches, 3rd media ... Started all 36 games for OM in 24-25 ... Led team in reb. in 24-25 (5.7 RPG), 3rd in scoring (10.8 PPG) ... Career-high 19 REB in win at No. 4 Ala. last year ... Spent 22-23 at Vandy, 23-24 at Belmont.

LAST GAME: 6 min.

NOTES: Two years at LSU, redshirt in 23-24, 26 GP and 19 GS in 24-25 ... 6.1 PPG, 6.6 RPG, and 1.2 BPG in 20.1 MPG in 24-25 ... Season-best 18 rebounds against Alabama last year ... Four-star recruit in 2023, ranked as high as No. 75 by 247.

LAST GAME: 12 pts., 1 reb., 2 ast., 1 blk., 19 min.

NOTES: Preseason list for Wooden Award, Naismith Trophy, and Julius Erving award in 24-25 ... 5.8 PPG in 15.3 MPG last year at Kansas ... All-Big Ten 2nd team in 23-24 at Wisconsin (16.8 PPG, 43.4 FG%) ... All-Freshman Big East at St. John's in 22-23.

LAST GAME: 3 pts., 1 ast., 6 min.

NOTES: Injured after 2 games in 24-25 at Louisville ... Spent previous 2 seasons at Washington ... 2024 Pac-12 Sixth Man of the Year ... 11.1 PPG, 2.2 RPG, 2.7 APG in 23-24 ... 29 GP as freshman in 22-23, 6.8 PPG, 1.8 APG ... No. 1 in state of WA class of 22.

LAST GAME: 6 pts., 3 reb., 1 blk., 2 ast., 24 min.

NOTES: Played in all 35 games in 24-25 at Louisville, starting in 31 ... 7.1 PPG, 6.1 RPG, 75.5 FG% in 24-25 ... 79 dunks in 24-25, 3rd in Louisville history ... 35 GP at Charleston in 23-24, 5 PPG, 3.4 RPG, 79.2 FG%, 16 MPG ... 2024 CAA All-Rookie Team.

LAST GAME: DNP

NOTES: NCAA DII All-American at Ouachita Baptist in 24-25 ... 21.8 PPG, 11.0 RPG, 46.4 FG%, 17 dbl.dbl. in 24-25 ... Conference POY in 24-25 ... 15.1 PPG and 7.6 RPG in 23-24 at Holmes CC ... 24 GP, 9 PPG, 5 RPG freshman year at NE Miss. CC.

LAST GAME: 16 pts., 4 reb., 4 ast., 3 stl., 26 min.

NOTES: 1st year college player from France (22 years old) ... Most recently played for JDA Dijon (19.3 MPG, 8.7 PPG, 2.3 APG) ... 2023 FIBA U20 Eurobasket MVP after leading France to gold medal with 14 PPG, 3.4 APG and 2.6 SPG ... Played club basketball in France since 16.

LAST GAME: 3 min.

NOTES: Ranked as high as No. 30 in class of 2025 by Rivals ... Highest-rated recruit in Ole Miss history according to 247Sports ... 2025 McDonald's All-American (12 pts., 6 O-reb., 1 blk., 1 stl., 16 min.) ... 5th-best PF in class of '25 ... Consensus top-40 recruit.

LAST GAME: 11 pts., 1 reb., 3 ast., 1 blk., 2 stl., 19 min.

NOTES: One of 11 true freshmen to play in all of team's games in SEC in 24-25 ... 10 MPG, 1.4 PPG, 1.1 RPG in 24-25 ... 16 stl. and 7 blk. in 24-25 ... Team-best 48.1 3pt% in 24-25 (13-27) ... Trained with team in spring of 2024 ... Played for Brazil U19 at age of 17.

LAST GAME: DNP

NOTES: Consensus four-star prospect ... Ranked as high as No. 28 in class of 2025 by Rivals, and No. 9 PF ... No. 34 in nation, No. 7 PF and No. 3 player in state of Georgia in class (On3) ... Helped lead Wheeler HS to 29-3 record during his senior year.

LAST GAME: 3 pts., 2 ast., 17 min.

NOTES: Scored a career-best 21 points with 5 made threes vs. NC State on 12/21 ... 31 GP and 4 GS at Kentucky as fresh. in 24-25 ... No. 75 recruit in class of 2024 (Rivals) ... Finished HS career as all-time leading scorer in Ky. and 7th in nation all-time (MaxPreps)

LAST GAME: 6 pts., 1 reb., 1 ast., 1 stl., 14 min.

NOTES: 2 yrs. at High Point, over 1K points ... 2x all-conf. 1st Team ... Led HP to 29 wins in 24-25, 1st-ever conf. title and 1st-ever NCAAT bid ... 4.7 PPG, 2.5 RPG, 2.5 APG (24-25) ... 16.2 PPG, 2.9 RPG, 2.9 APG (23-24) ... Spent 1 year at Daytona St. and 1 at UTEP.

LAST GAME: 2 min.

NOTES: Suffered injury before 24-25 season and took redshirt ... Walk-on who graduated from Ole Miss in 2024, pursuing graduate degree ... At Anderson High School in Texas, averaged 24 points per game.

LAST GAME: 10 pts., 3 reb., 25 min.

NOTES: Scored a career-high 25 points at Okla. on 9-11 shooting ... Ranked as high as No. 78 in class of 2025 by Rivals ... No. 14 SG in class (247Sports) ... Four-star recruit (247Sports, Rivals, ESPN) ... Son of asst. coach Al Pinkins.

LAST GAME: 2 ast., 6 min.

NOTES: Earned scholarship with program this past summer ... Redshirted last season ... Averaged 24 points, 7.5 rebounds, and 2.1 assists per game during senior season at Midland Christian in Texas ... Helped lead his team to a state championship.

LAST GAME: 4 pts., 3 reb., 1 ast., 11 min.

NOTES: Played in 25 games at Butler over 2 seasons (limited due to injuries) ... 5.1 PPG, 3.1 RPG, 15.3 MPG, 10 GP ... Saw action in 15 games as freshman ... Played for Brazil in 2019 South American U17 Tournament ... Trained at NBA Academy Latin America.

CAREER RECORD AS HEAD COACH (NCAA ALL DIVISIONS):

289-129 (.691 pct. / 14 seasons)

CAREER RECORD AS HEAD COACH (NCAA DIVISION I):

223-104 (.682 pct. / 11 seasons)

CAREER RECORD AS COLLEGIATE HEAD COACH (ALL NCAA DIVISIONS, NJCAA):

333-147 (.694 pct. / 16 seasons)



COACHING HONORS

- 2015 Lone Star Conference Coach of the Year
- 2016 Sun Belt Conference Coach of the Year
- 2016 Sun Belt Conference Champion (regular season and tournament)
- 2018 Big 12 Coach of the Year
- 2019 AP National Coach of the Year
- 2019 Big 12 Coach of the Year
- 2019 Big 12 Regular Season Co-Champion
- 2019 NCAA Tournament Runner-Up
- 2025 Jim Phelan National Coach of the Year

COACHING CAREER

Season	School	Position	Record/Postseason
1995-96	Incarnate Word	Graduate Assistant	20-9
1996-97	Abilene Christian	Assistant Coach	15-12
1997-98	North Texas	Assistant Coach	5-21
1998-99	North Texas	Assistant Coach	4-12
1999-2000	Fort Scott CC	Head Coach	19-12/NJCAA Regional
2000-01	Seminole State College	Head Coach	25-6
2001-02	Texas Tech	Assistant Coach	23-9/NCAA Round of 64
2002-03	Texas Tech	Assistant Coach	22-13/NIT Third Place
2003-04	Texas Tech	Assistant Coach	23-11/NCAA Round of 32
2004-05	Texas Tech	Assistant Coach	22-11/NCAA Sweet 16
2005-06	Texas Tech	Assistant Coach	15-17
2006-07	Texas Tech	Assistant Coach	21-13/NCAA Round of 64
2007-08	Texas Tech	Assistant Coach	16-15
2008-09	Texas Tech	Associate Head Coach	14-19
2009-10	Texas Tech	Associate Head Coach	19-16/NIT Quarterfinals
2010-11	Texas Tech	Associate Head Coach	13-19
2011-12	S.C. Warriors (ABA)	Head Coach	29-2
2012-13	McMurry	Head Coach	19-10/NCAA Central Regional
2013-14	Angelo State	Head Coach	19-9
2014-15	Angelo State	Head Coach	28-6/NCAA DII Sweet 16
2015-16	Little Rock	Head Coach	30-5/NCAA Round of 32
2016-17	Texas Tech	Head Coach	18-14
2017-18	Texas Tech	Head Coach	27-10/NCAA Elite Eight
2018-19	Texas Tech	Head Coach	31-7/NCAA Runner-Up
2019-20	Texas Tech	Head Coach	18-13/no postseason(COVID)
2020-21	Texas Tech	Head Coach	18-11/NCAA Round of 32
2021-22	Texas	Head Coach	22-12/NCAA Round of 32
2022-23	Texas	Head Coach	7-1
2023-24	Ole Miss	Head Coach	20-12
2024-25	Ole Miss	Head Coach	24-11/NCAA Sweet 16
2025-26	Ole Miss	Head Coach	8-7

EDUCATION: Bachelor's (1995) - University of Texas

FASTBREAK FACTS ON CHRIS BEARD

- Named the 23rd head men's basketball coach at Ole Miss on March 13, 2023
- Led the program to their second-ever Sweet 16 appearance in the 2025 NCAA Tournament, after defeating UNC and Iowa State
- Named the 2025 Jim Phelan National Coach of the Year for his efforts guiding Ole Miss to the Sweet 16
- One of two active SEC coaches to win 20 or more games in each of their first two seasons
- Guided Ole Miss to 20 wins in first year, tying the program record with a 13-game win streak
- Has led four different programs to the NCAA Tournament since 2016
- 2019 AP National Coach of the Year
- Guided Texas Tech to the 2019 National Championship Game
- Owns a 69.1% win-percentage as an NCAA head coach
- Has an all-time record of 13-6 at the NCAA Tournament, including a 6-0 record in the opening round
- A four-time conference coach of the year award winner
- Top-10 nationally ranked recruiting classes in 2022 (No. 8, Texas), 2020 (No. 7, Texas Tech), and 2018 (No. 8, Texas Tech), according to Rivals.com
- 2015-16 Sun Belt Regular Season and Tournament Champions at Little Rock
- Upset No. 5 seed Purdue in first round of the 2016 NCAA Tournament in double overtime with Little Rock
- Spent seven seasons as an assistant under Hall of Fame coach Bob Knight at Texas Tech
- Has three daughters: Avery, Ella, and Margo

*Coach Beard's full bio can be found on [OleMissSports.com](https://olemisssports.com)



SERIES HISTORY VS. MISSOURI

ALL-TIME MATCHUPS

Date	Result	Location
01-25-2025	L, 75-83	Columbia, Mo.
03-02-24	W, 84-78	Columbia, Mo.
02-17-24	W, 79-76	Oxford, Miss.
03-04-23	L, 77-82	Columbia, Mo.
01-24-23	L, 77-89	Oxford, Miss.
03-09-22	L, 60-72	Tampa, Fla.
02-12-22	L, 68-74	Columbia, Mo.
01-08-22	L, 53-78	Oxford, Miss.
02-23-21	W, 60-53	Columbia, Mo.
02-10-21	W, 80-59	Oxford, Miss.
03-04-20	W, 75-67	Oxford, Miss.
02-18-20	L, 68-71	Columbia, Mo.
03-09-19	W, 73-69	Columbia, Mo.
02-16-19	W, 75-65	Oxford, Miss.
02-20-18	W, 90-87(ot)	Columbia, Mo.
02-06-18	L, 69-75	Oxford, Miss.
02-25-17	W, 80-77	Oxford, Miss.
01-21-17	W, 75-71	Columbia, Mo.
03-08-17	W, 86-74	Nashville, Tenn.
02-23-16	W 85-76	Oxford, Miss.
02-03-16	W, 76-73	Columbia, Mo.
01-31-15	W, 67-47	Columbia, Mo.
02-08-14	W, 91-88	Oxford, Miss.
03-15-13	W, 64-62	Nashville, Tenn.
02-09-13	L, 79-98	Columbia, Mo.
01-12-13	W, 64-49	Oxford, Miss.

SERIES NOTES

All-Time: Ole Miss leads, 17-9
In Oxford: Ole Miss leads, 8-3
In Columbia: Ole Miss leads, 7-5
Neutral Site: Ole Miss leads, 2-1
In OT: Ole Miss leads, 1-0
Under Chris Beard: Ole Miss leads, 2-1

victories with the Tigers, including a record of 25-10 in his inaugural year and 22-12 last season. He was previously the head coach at Cleveland State for three seasons, guiding them to the postseason twice.

THA BLOCK IS HOT

A strong defense has been a staple for Ole Miss under head coach **Chris Beard**, and this year's team has used their length and athleticism to average 4.9 blocks per game, the 31st-best mark in the nation. They have been led by forward **James Scott**, who's average of 1.4 blocks per contest ranks among the top 10 among SEC programs. So far this season, 12 different players have recorded a block paced by Scott's 21, 14 from **Corey Chest**, 13 from **Malik Dia**, and eight from **Ilias Kamardine**.

PATTON PINKINS PHRESHMAN PHENOM

In the team's SEC opener at Oklahoma, freshman guard **Patton Pinkins** scored a career-best 25 points on an impressive 9-11 (.818) shooting while draining four three pointers. His game-high 25 points were the most for a freshman at Ole Miss since November 2022, when Amaree Abram score 26 against Stanford.

NON-CONFERENCE CLOSER

In their final game before SEC action, Ole Miss hosted Alcorn State on December 29, picking up a dominating 79-43 victory. Their success stemmed from impressive rebounding, posting a margin of +25 for the first time since 2008, led by **Malik Dia** and **James Scott** with 11 rebounds, and **Corey Chest** with 10. It had been nearly a decade since the Rebels had a trio of players with 10+ boards in a single game.

Paired with their 11 rebounds, both Dia and Scott posted double-doubles as well, marking the first time Ole Miss had two double-doubles in a single game since 2021. For Dia, that was his third double-double of the season, all of which occurred in a five-game stretch, and second in a row. He became the latest Ole Miss player to record double-doubles in back-to-back games since Sebastian Saiz in 2017. After beginning the season with an average of 4.8 rebounds per contest over the first six games of the season, Dia averaged 9.0 per game over the final seven in non-conference action.

SERIES HISTORY VS. MISSOURI

This will be the 27th game all-time between the Rebels and Tigers, with Ole Miss leading the series 17-9. Only meeting for the first time once Missouri joined the SEC, the Rebels claimed 15 of the first 18 matchups, with the Tigers taking six of the last eight. When playing in Oxford, Ole Miss has won eight of the 11 games.

LAST MEETING: JANUARY 25, 2025 (L, 75-83, COLUMBIA, MO.)

- A ranked matchup as No. 16 Ole Miss traveled north to face the No. 22 Tigers, the home team took a lead into the break and never looked back.
- **Malik Dia** (Ole Miss): 17 points, eight rebounds, one assist, one block, two steals.
- Tamar Bates (Missouri): 26 points, five rebounds.

SCOUTING THE TIGERS

Missouri comes to Oxford with a 12-3 record on the year, having begun SEC play with a 2-0 record following wins over Florida and on the road at Kentucky.

The team has been led in scoring by returning guard Mark Mitchell, who averages 17.2 points per game and recently helped the Tigers take down the Wildcats in Lexington with 21 points and four assists. Mitchell paces the team on the boards as well, averaging 5.1 per outing.

As a team, Missouri ranks among the nation's best in field goal percentage, with their clip of 51.4 ranking inside the top 20 in the NCAA. The Tigers are among the top-100 as well in rebound margin (+6.5), opponent field goal percentage (41.7 percent), points per game (82.5), and scoring margin (+11.1).

Currently in his fourth season at Missouri, head coach Dennis Gates has accumulated 67 total

BY THE NUMBERS

- Overall. 8-7
- SEC Games 0-2
- Streak L2
- Overtime 0-0
- Home Overall (SEC) 6-2 (0-1)
- Road Overall (SEC) 0-2 (0-1)
- Neutral Games. 2-3
- vs. Ranked Opponents. 0-2

- Day Games 1-2
- Night Games (6 p.m. or later local) 7-5
- November Games 5-2
- December Games 3-3
- January Games 0-2
- February Games 0-0
- March Games 0-0

- Monday Games 1-0
- Tuesday Games 2-2
- Wednesday Games. 1-2
- Thursday Games 0-0
- Friday Games. 2-0
- Saturday Games 1-2
- Sunday Games. 1-1

- Red Jerseys. 1-1
- Navy Jerseys 0-1
- White Jerseys. 6-2
- White Throwback Jerseys. 1-1
- Powder Blue Jerseys 0-2

REBELS RECORD WHEN...

- Leading at the half 8-0
- Tied at the half 0-2
- Behind at the half 0-5

- Scores 90 points or more 0-0
- Scores 80-89 points 5-1
- Scores 70-79 points 3-2
- Scores less than 70 points 0-4

- Out-rebounds opponent 5-1
- Out-rebounded by opponent 3-6
- Ties opponents in rebounds 0-0

- Shoots 50 percent or better 3-2
- Shoots between 40-49 percent 5-1
- Shoots under 40 percent 0-4

- Shoots 40 percent or better from 3-pt. 3-1
- Shoots between 30-39 percent from 3-pt. 2-3
- Shoots under 30 percent from 3-pt. 3-3

- Shoots 70 percent or better from FT line 5-6
- Shoots 60-69 percent from FT line 3-1
- Shoots under 60 percent from FT line. 0-0

- Opp. shoots 50 percent or better 0-3
- Opp. shoots 40-49 percent 4-3
- Opp. shoots under 40 percent 4-1

- Opp. shoots 40 percent or better from 3-pt. 1-4
- Opp. shoots between 30-39% from 3-pt. 2-2
- Opp. shoots under 30 percent from 3-pt. 5-1

- Commits 15 turnovers or more 0-2
- Commits less than 15 turnovers 8-5

- Forces 15 turnovers or more 1-3
- Forces less than 15 turnovers 7-4

- Has less (or same) turnovers than opp. 6-6
- Has more turnovers than opponent 2-1

BY THE NUMBERS (UNDER BEARD)

Overall	52-31
SEC Games	17-21
Streak	L2
Overtime	1-1
Home Overall (SEC)	32-9 (11-8)
Road Overall (SEC)	9-15 (6-13)
Neutral Games	11-7
vs. Ranked Opponents	4-19
Day Games	16-15
Night Games (6 p.m. or later local)	36-16
November Games	17-3
December Games	15-4
January Games	10-8
February Games	4-10
March Games	6-6
Monday Games	3-0
Tuesday Games	12-5
Wednesday Games	8-7
Thursday Games	3-1
Friday Games	6-3
Saturday Games	16-14
Sunday Games	4-1
Red Jerseys	10-9
Navy Jerseys	0-7
White Jerseys	35-6
White Throwback Jerseys	3-2
Powder Blue Jerseys	4-7

REBELS' RECORD WHEN... (UNDER BEARD)

Leading at the half	40-5
Tied at the half	2-1
Behind at the half	10-25
Scores 90 points or more	7-0
Scores 80-89 points	16-5
Scores 70-79 points	24-13
Scores less than 70 points	5-13
Out-rebounds opponent	24-3
Out-rebounded by opponent	28-27
Ties opponents in rebounds	0-1
Shoots 50 percent or better	16-4
Shoots between 40-49 percent	30-12
Shoots under 40 percent	6-15
Shoots 40 percent or better from 3-pt.	25-4
Shoots between 30-39 percent from 3-pt.	15-14
Shoots under 30 percent from 3-pt.	12-14
Shoots 70 percent or better from FT line	38-24
Shoots 60-69 percent from FT line	13-3
Shoots under 60 percent from FT line	1-4
Opp. shoots 50 percent or better	4-12
Opp. shoots 40-49 percent	28-16
Opp. shoots under 40 percent	20-3
Opp. shoots 40 percent or better from 3-pt.	9-15
Opp. shoots between 30-39% from 3-pt.	19-10
Opp. shoots under 30 percent from 3-pt.	24-6
Commits 15 turnovers or more	3-4
Commits less than 15 turnovers	49-27
Forces 15 turnovers or more	20-10
Forces less than 15 turnovers	32-21
Has less (or same) turnovers than opp.	42-24
Has more turnovers than opponent	10-7

SHAKE, RATTLE, AND WIN

For the first time since 2004, Ole Miss traveled down to Tupelo, Mississippi for a game, taking on Alabama A&M in Cadence Bank Arena. The Rebels jumped out to an early lead and never looked back, leading by 15 at the half before winning 80-66. Malik Dia set a new high for his Ole Miss career with 27 points while grabbing seven rebounds and blocking two shots. Ilias Kamardine ran an efficient offense at point guard, dishing out eight assists with just one turnover. As a team, the Rebels set a new season-high by shooting 54.0 percent from the floor.

50 VICTORIES

With an Ole Miss win over Southern Miss on Saturday, December 13, head coach Chris Beard picked up his 50th win at the helm in Oxford. He became the 13th coach to win 50 games at Ole Miss, the fifth coach to reach that mark in their third season, and the third-fastest to 50 in school history.

"WHEN IT'S TIME TO EAT A MEAL, I ROB AND STEAL"

In a heated road battle in Madison Square Garden with St. John's, **Kezza Giffa** played a key part in the Ole Miss second-half comeback attempt. On the floor for 17 of the final 20 minutes of action, Giffa helped keep one of the nation's best offenses at bay, collecting six steals to bring his game total to seven. He became one of 11 Rebels all-time to grab seven or more steals in a game, tying him for the fifth-most in school history. It was the most steals for an Ole Miss player in a single game since Matthew Murrell had seven as well against Grambling State on November 8, 2024.

BLACKJACK

For the third season in a row, the Ole Miss Rebels traveled down to Biloxi, Mississippi to take on Southern Miss in the Mississippi Coast Coliseum. Holding a narrow lead at halftime, 31-29, guard **AJ Storr** helped fuel a second-half surge where the team shot 63.6 percent from the field, their second-best shooting performance in a half this season. The senior guard finished with a season-best eight made shots and a game-high 21 points while adding three offensive rebounds, and a pair of steals.

The Ole Miss bench outscored Southern Miss 29-6, led by 13 points from **Kezza Giffa** and 12 from **Patton Pinkins**. For the third game in a row, the Ole Miss defense had 10 or more steals, led by Giffa with three.

DEFENDED HOME COURT

On November 18, Ole Miss played in their fifth-straight game in Oxford to open the regular season, hosting Austin Peay in what turned into a battle. Leading by eight at the half and as much as 17 early in the second period, the visiting Governors clawed their way back in, tying the game at 52 with just over six minutes to go. The Rebels would hold on, reclaiming the lead and never looking back en route to a victory to remain undefeated, 72-65.

Ole Miss was led by **Malik Dia** with 18 points, while **Ilias Kamardine** stuffed the box score with 15 points, seven rebounds, and seven assists.

ONE LAST GOODBYE TO THE TAD PAD

Nearly 60 years ago, the C.M. "Tad" Smith Coliseum opened its doors for the first Ole Miss basketball game, when they hosted Kentucky on February 21, 1966. Decades of memories and historic moments later, what was thought to be the final game in the arena was played on December 22, 2015 as the Rebels defeated Troy in a thrilling overtime victory. With the hiring of current head coach **Chris Beard** came the throwback games, as Ole Miss has since played a pair of games in the former arena still standing on campus. However, the University announced in the fall of 2025 that the coliseum would be demolished in 2026, opening the door for one final game in the Tad Pad early in the 2025-26 season.

Hosting Cal State Bakersfield, Ole Miss earned one final victory in front of a capacity sellout crowd, defeating the Roadrunners 82-60.

"WHOOO" THERE IT IS

Ole Miss defended their home court to move to 3-0 on the new season in their toughest matchup to date, taking down Memphis 83-77 in front of a raucous crowd. While the two would go back-and-forth to begin the matchup, the Tigers held their final lead midway through the first half as Ole Miss stepped in front and held the visitors at bay.

COMPARING THE TEAMS

Statistic	Ole Miss	MISSOURI
Scoring Offense	75.1	82.5
Scoring Defense	69.6	71.4
Scoring Margin	+5.5	+11.1
Field Goal Pct.	.452	.514
Opp. Field Goal Pct.	.425	.417
3-Point Pct.	.343	.365
Opp. 3-Point Pct.	.348	.361
Free Throw Pct.	.738	.674
Rebounds Per Game	35.5	36.7
Opp. Rebounds Per Game	34.3	30.2
Rebound Margin	+1.1	+6.5
Assists Per Game	14.5	15.1
Turnovers Per Game	10.7	12.7
Opp. Turnovers Per Game	12.6	12.6
Turnover Margin	+1.9	-0.1
Steals Per Game	7.3	7.9
Blocks Per Game	4.9	3.3

GAME LEADERS

POINTS	DOUBLE-DIGITS PTS
Dia - 6	Dia - 13
Storr - 4	Storr - 10
Kamardine - 2	Kamardine - 9
Perry - 2	Giffa - 6
Pinkins - 2	Pinkins - 6
Giffa - 1	Perry - 2
	Klafke - 1
	Scott - 1
REBOUNDS	DOUBLE-DIGIT REBS
Dia - 11	Dia - 3
Scott - 4	Chest - 2
Chest - 3	Scott - 1
Kamardine - 2	
ASSISTS	DOUBLE-DIGIT ASTS
Kamardine - 12	--
Giffa - 4	
Johnson - 2	DOUBLE-DOUBLES
Klafke - 2	Dia - 3
Storr - 2	
Chest - 1	
Perry - 1	
Pinkins - 1	

TEAM RANKINGS (NCAA TOP-100)

	NCAA	SEC	Category
Ole Miss	31	5	Blocks/Game (4.9)
Ole Miss	76	7	TO/Game (10.7)
Ole Miss	93	4	Scoring Defense (69.6)
Ole Miss	95	5	TO Margin (+1.9)

INDIVIDUAL RANKINGS (SEC TOP-10)

	Rank	Category
Scott	7	Blocks/Game (1.4)
Kamardine	7	Assists/Game (4.1)

GAME-BY-GAME SPECIALTY STATS (OLE MISS/OPPONENT)

Opponent	Date	Result	Paint	Off TO	2nd Chance	FB	Bench
SE Louisiana	11/3	W, 88-58	34/20	13/11	10/7	14/4	29/27
Louisiana Monroe	11/7	W, 86-65	26/16	24/17	15/7	13/19	37/13
Memphis	11/11	W, 83-77	22/30	7/9	10/6	2/9	16/28
CSU Bakersfield	11/14	W, 82-60	38/28	17/4	18/11	14/8	31/17
Austin Peay	11/18	W, 72-65	28/30	8/16	18/16	8/12	20/11
Iowa	11/25	L, 69-74	26/28	8/13	11/18	4/0	14/11
Utah	11/26	L, 74-75	40/26	9/12	11/4	5/8	23/12
Miami	12/2	L, 66-75	18/28	19/9	16/16	5/11	32/12
St. John's	12/6	L, 58-63	34/24	11/20	10/18	0/13	38/19
Southern Miss	12/13	W, 71-67	30/34	17/12	7/10	22/19	29/6
Alabama A&M	12/17	W, 80-66	34/18	14/9	7/9	10/5	17/17
NC State	12/21	L, 62-76	22/28	25/17	4/12	12/5	20/19
Alcorn State	12/29	W, 79-43	36/16	14/11	13/7	13/6	44/4
Oklahoma	1/3	L, 70-86	18/36	10/8	11/14	5/2	33/17
Arkansas	1/7	L, 87-94	28/34	12/17	6/14	9/8	28/31
Missouri	1/10						
Georgia	1/14						
Mississippi State	1/17						
Auburn	1/20						
Kentucky	1/24						
Vanderbilt	1/31						
Tennessee	2/3						
Texas	2/7						
Alabama	2/11						
Mississippi State	2/14						
Texas A&M	2/18						
Florida	2/21						
LSU	2/25						
Auburn	2/28						
Vanderbilt	3/4						
South Carolina	3/7						
Totals			434/396	208/185	167/169	136/129	411/244

GAME-BY-GAME LEAD/DEFICIT

Opponent	Date	Result	Largest Lead	Largest Deficit	Time Led	Time Trailed	Time Tied
SE Louisiana	11/3	W, 88-58	30 (2nd, 00:18)	5 (1st, 06:59)	26:51	12:48	0:21
La. Monroe	11/7	W, 86-65	31 (2nd, 08:39)	--	38:56	0:00	1:04
Memphis	11/11	W, 83-77	11 (2nd, 07:37)	5 (1st, 15:20)	32:25	4:26	3:09
CSU Bakersfield	11/14	W, 82-60	25 (2nd, 02:34)	1 (1st, 18:34)	38:41	0:51	0:28
Austin Peay	11/18	W, 72-65	17 (2nd, 14:02)	--	38:40	0:00	1:15
Iowa	11/25	L, 69-74	4 (1st, 05:07)	8 (2nd, 00:24)	3:13	31:08	5:39
Utah	11/26	L, 74-75	4 (1st, 12:04)	14 (2nd, 15:37)	10:48	23:17	5:51
Miami	12/2	L, 66-75	2 (1st, 14:36)	19 (2nd, 18:27)	3:57	34:26	1:35
St. John's	12/6	L, 58-63	3 (1st, 14:53)	15 (1st, 3:59)	1:14	35:43	3:03
Southern Miss	12/13	W, 71-67	10 (1st, 6:37)	5 (2nd, 11:17)	29:24	6:06	4:29
Alabama A&M	12/17	W, 80-66	22 (2nd, 8:10)	--	39:16	0:00	0:44
NC State	12/21	L, 62-76	3 (1st, 19:29)	28 (2nd, 13:47)	1:21	36:43	--
Alcorn State	12/29	W, 79-43	40 (2nd, 2:28)	8 (1st, 17:31)	31:35	6:38	1:31
Oklahoma	1/3	L, 70-86	4 (1st, 14:14)	16 (2nd, 0:21)	5:27	32:16	2:17
Arkansas	1/7	L, 87-94	2 (1st, 15:36)	16 (2nd, 7:02)	0:21	37:25	2:01
Missouri	1/10						
Georgia	1/14						
Mississippi State	1/17						
Auburn	1/20						
Kentucky	1/24						
Vanderbilt	1/31						
Tennessee	2/3						
Texas	2/7						
Alabama	2/11						
Mississippi State	2/14						
Texas A&M	2/18						
Florida	2/21						
LSU	2/25						
Auburn	2/28						
Vanderbilt	3/4						
South Carolina	3/7						

AP TOP-25 • JANUARY 5

Rk	Team (1st)	Rec	Pts	Prev
1	Arizona (32)	14-0	1494	1
2	Michigan (29)	13-0	1493	2
3	Iowa State	14-0	1390	3
4	UConn	14-1	1343	4
5	Purdue	13-1	1254	5
6	Duke	13-1	1206	6
7	Houston	13-1	1113	8
8	Gonzaga	16-1	1101	7
9	BYU	13-1	1039	10
10	Nebraska	14-0	998	13
11	Vanderbilt	14-0	936	11
12	Michigan State	12-2	834	9
13	Alabama	11-3	782	14
14	Texas Tech	11-3	676	15
15	Arkansas	11-3	659	18
16	Illinois	11-3	602	20
17	North Carolina	13-2	557	12
18	Georgia	13-1	378	23
19	Iowa	12-2	340	25
20	Louisville	11-3	336	16
21	Tennessee	10-4	277	19
22	Kansas	10-4	208	17
23	Virginia	12-2	183	21
24	SMU	12-2	142	NR
25	UCF	12-1	132	NR

Others receiving votes: Villanova 127, Seton Hall 31, Southern Cal 28, Utah St. 27, Miami (Ohio) 22, Clemson 21, Saint Louis 14, LSU 14, Texas 12, Florida 11, Saint Mary's 10, Kentucky 9, California 8, Miami 5, Indiana 4, Auburn 3, TCU 2, UCLA 2, Virginia Tech 2

USA TODAY COACHES TOP-25 • JANUARY 5

Rk	Team, Record	Pts	1st	Prev
1	Michigan, 13-0	768	24	1
2	Arizona, 14-0	749	7	2
3	Iowa State, 14-0	703	0	3
4	UConn, 14-1	666	0	4
5	Purdue, 13-1	624	0	6
6	Duke, 13-1	616	0	5
7	Houston, 13-1	584	0	8
8	Gonzaga, 16-1	565	0	7
9	BYU, 13-1	527	0	10
10	Vanderbilt, 14-0	488	0	11
11	Nebraska, 14-0	473	0	13
12	Alabama, 11-3	403	0	15
13	Michigan State, 12-2	400	0	9
14	Texas Tech, 11-3	345	0	16
15	Arkansas, 11-3	334	0	18
16	Illinois, 11-3	294	0	19
17	North Carolina, 13-2	250	0	12
18	Louisville, 11-3	232	0	13
19	Iowa, 12-2	211	0	23
20	Georgia, 13-1	164	0	24
21	Kansas, 10-4	131	0	17
22	Tennessee, 10-4	123	0	20
23	Virginia, 12-2	120	0	21
24	Villanova, 12-2	70	0	NR
25	SMU, 12-2	42	0	NR

Others receiving votes: UCF 41; Utah State 34; Clemson 29; Florida 21; Saint Mary's 17; Seton Hall 13; Saint Louis 11; Indiana 10; St. John's 4; Missouri 3; Miami (OH) 3; Kentucky 3; California 2; USC 1; Oklahoma State 1

Newcomer **Ilias Kamardine** continued to dazzle and impress, as he paced the Rebels with 26 points by going 11-14 from the field, knocking down a trio of three pointers while adding four rebounds, four assists and a block and steal on defense. Senior guard **Kezza Giffa** made his first start of the season and took advantage of his opportunity with 15 points while dishing out five assists with zero turnovers. The win gave Ole Miss a win in six of the last nine meetings with Memphis, while the Rebels have won five straight games when playing in Oxford.

KEPT IT ROLLING

In their second game of the season, the Rebels handled Louisiana Monroe 86-65. **AJ Storr** led Ole Miss with 19 points, connecting on four shots from beyond the arc for the second game in a row. **Ilias Kamardine** loaded the box score, dropping 15 points while dishing out seven assists with a block and three steals on defense.

CONVINCING OPENER

One of the most anticipated seasons in program history got off to a great start, as Ole Miss took down Southeastern Louisiana in their opener 88-58 on Monday, November 3. The Rebels out-rebounded the Lions 44 to 26, posting their best rebound margin of +18 under head coach **Chris Beard**. The team was paced offensively by **Malik Dia**, who scored 20 points with four rebounds, an assist, and two steals.

In his Ole Miss debut, **AJ Storr** dropped 18 points while going 4-5 from beyond the arc, adding six rebounds and four assists. His 18 were the most for a Rebel debut in a season opener since 2016, when Deandre Burnett scored 23 vs. UT Martin.

International guard **Ilias Kamardine** flashed his skill on both ends of the floor in his first college game, scoring 13 points with three boards, four assists, and a pair of steals. **James Scott** led the team on the boards with nine while blocking three shots (eighth career game with 3 or more blocks), while **Kezza Giffa** came off the bench and added 12 points in just 15 minutes.

KEEP THE FUTURE BRIGHT

The Ole Miss men's basketball program recently welcomed two signees to their 2026 recruiting class, adding small forward Jaron Saulsberry and combo guard Yohance Connor.

Saulsberry will come to Oxford from Marietta, Georgia and Wheeler High School, and is ranked as a top-10 player in his home state by both ESPN and 247Sports. A 6'6" four-star recruit, he is ranked as the No. 28 small forward in the class of 2026.

Hailing from Charlotte, N.C., Connor ranks among the best in his state, tabbed the No. 3 player in North Carolina by 247Sports and No. 5 by Rivals. He is listed as a four-star recruit by ESPN and 247Sports, and ranked as the No. 5 combo guard in the class of 2026 by Rivals.

'CAUSE I PROVIDE, THAT NEW NEW

After returning three starters and six letterwinners a year ago, head coach **Chris Beard** and staff were tasked with reloading an Ole Miss team that saw 11 letterwinners and all but one starter depart this past offseason. They delivered, bringing in a handful of top recruits in the 2025 freshman class, while adding a plethora of talent in the transfer portal. A recruiting class ranked as high as No. 14 in the nation and a transfer class ranked as high as No. 19, Ole Miss has retooled with length, athleticism, shooting ability, and much more to fuel the upward trajectory the program has seen in the past two seasons under Beard.

FAMILIAR FACES

Four members of the 2024-25 Sweet 16 team return to Oxford for another year this season, led by starting forward **Malik Dia**. Leading the team in rebounding (5.7 RPG) and finishing third in scoring (10.8 PPG) a year ago, Dia looks to continue to build upon his diverse game, where he can play multiple positions and score at all levels of the court. The second letterwinner to return to the 2025-26 roster is sophomore guard **Eduardo Klafke**, who was one of just 11 true freshmen in the SEC to play in all of their team's games a year ago. A high-energy player with an elite IQ, Klafke led the team in three-point percentage (48.1%, 13-27) and added 16 steals and seven blocks on defense. Returning for a second year each are guards **Max Smith** and **Zach Day**. Smith joined the team as a senior a year ago but took a redshirt following a preseason injury, and looks to help the team on the court this season. Day, a freshman a year ago, took a redshirt to develop his game and earned a scholarship this past offseason.

SEC STANDINGS

School	SEC	Overall
Vanderbilt	2-0	15-0
Arkansas	2-0	12-3
Missouri	2-0	12-3
Texas A&M	2-0	12-3
Mississippi State	2-0	10-5
Georgia	1-1	13-2
Alabama	1-1	11-4
Oklahoma	1-1	11-4
Tennessee	1-1	11-4
Florida	1-1	10-5
South Carolina	1-1	10-5
LSU	0-2	12-3
Auburn	0-2	9-6
Kentucky	0-2	9-6
Texas	0-2	9-6
Ole Miss	0-2	8-7

OPPONENT NET RATINGS

Opponent	NET	Result
SE Louisiana	284	W, 88-58
Louisiana Monroe	354	W, 86-65
Memphis	104	W, 83-77
CSU Bakersfield	288	W, 82-60
Austin Peay	149	W, 72-65
Iowa	18	L, 69-74
Utah	143	L, 74-75
Miami	33	L, 66-75
St. John's	31	L, 58-63
Southern Miss	180	W, 71-67
Alabama A&M	291	W, 80-66
NC State	36	L, 62-76
Alcorn State	351	W, 79-43
Oklahoma	58	L, 70-86
Arkansas	25	L, 87-94
Missouri	69	--
Georgia	28	--
Mississippi State	85	--
Auburn	38	--
Kentucky	34	--
Vanderbilt	7	--
Tennessee	23	--
Texas	73	--
Alabama	12	--
Mississippi State	85	--
Texas A&M	48	--
Florida	20	--
LSU	46	--
Auburn	38	--
Vanderbilt	7	--
South Carolina	90	--

OLE MISS NET RATING

	NET	Record
Ole Miss	99	8-7

Tylys Jordan, Forward, Freshman

A consensus four-star recruit, Jordan earned a class ranking as high as No. 28 in the nation by Rivals. He was listed at No. 34 in the country by On3, where he was the No. 7 power forward in the class of 2025. He helped lead Wheeler to a 29-3 record his senior season.

Ilias Kamardine, Guard, Senior

Joining the program for his first year of collegiate basketball, 22-year old Ilias Kamardine spent about six years playing at the club level in France. Most recently with JDA Dijon, he averaged 8.7 points, 1.9 rebounds, and 2.3 assists in just under 20 minutes per game. In 2023, he was named MVP at FIBA U20 Eurobasket when he helped lead France to a gold medal while averaging 14 points, 3.4 assists, and 2.6 steals per game.

Patton Pinkins, Guard, Freshman

A top-100 recruit, Pinkins was ranked as high as No. 78 nationally in the class of 2025 by Rivals, and was a four-star recruit according to 247Sports, Rivals, and ESPN. He helped Frenship win 28 games during his senior season. Pinkins is the son of current assistant coach Al Pinkins.

EVERYBODY'S HANDS GO UP

This year's Ole Miss roster is comprised of experience and proven winners. Among the 10 players who have earned a letter as a collegiate athlete, they have seen 14 total 20-win seasons.

A MILESTONE MAN

In his two seasons with Ole Miss, head coach **Chris Beard** has had six players hit the 1,000-career points mark under his watch: Davon Barnes, Jaemyn Brakefield, **Malik Dia**, Allen Flanigan, Jaylen Murray, and Matthew Murrell. Two other current players came to Oxford having already hit the mark in **Kezza Giffa** and **AJ Storr**.

DEVELOPING PROS

Since coming to Ole Miss, head coach **Chris Beard** and staff have helped numerous players reach their goal of playing basketball at the next level professionally. In just two seasons in Oxford, Beard has coached a total of 10 players that have recently played professional basketball:

Davon Barnes: KK Tamis Pancevo (Serbia)
 Jaemyn Brakefield: Bambitious Nara (Japan)
 Mikeal Brown-Jones: NTD BH Baku (Azerbaijan)
 Moussa Cisse: Dallas Mavericks
 Dre Davis: Long Island Nets (NBA G League)
 Allen Flanigan: FC Porto (Portugal)
 Jaylen Murray: RGV Vipers (NBA G League)
 Matthew Murrell: Salt Lake City Stars (NBA G League)
 Sean Pedulla: Rip City Remix (NBA G League)
 Jamarion Sharp: Texas Legends (NBA G League)

A HISTORIC SEASON

The 2024-25 campaign will be cemented as one of the most successful runs to date for Ole Miss basketball program. Highlighted by the 10th NCAA Tournament appearance in program history, the team matched the school-best run in the postseason after reaching the Sweet 16 for the first time since 2001. The team began their postseason run with a win over North Carolina in the opening round, 72-64. They carried the momentum in the round of 32, taking down three-seed Iowa State in dominating fashion, 91-78. The Rebels nearly punched their ticket to the Elite Eight, leading two-seeded Michigan State for over 30 minutes of play, before falling by three.

On the season, Ole Miss set program records for most made threes in a season, fewest turnovers per game in a season, and highest assist-to-turnover ratio in a season. They also had top-five program season marks for most wins, most points scored, field goals made, free throws made, assists, and steals.

The team took down a pair of top-five teams during the regular season for the first time in program history, picking up wins at No. 4 Alabama and vs. No. 4 Tennessee.

VALUED LEADERSHIP

The Ole Miss men's basketball coaching staff is one of the more experienced around the country, featuring five former Division-I or professional head coaches. In his 14th year as an NCAA head coach, **Chris Beard** is joined on the court by former head coaches **Mark Adams** (25 years as head coach), **Brian Burg** (three years as head coach), and **Wes Flanigan** (two years as head coach). Assistant coach **Bob Donewald Jr.** has 16 years of head coaching experience at the professional and national level, while assistant **Al Pinkins** has been an interim head, associate or assistant coach at six different NCAA Division-I programs, including four within the SEC.

REBELS IN NCAA CAREER ACTIVE LEADERS (TOP-100)

Name	Categ.	Value	D-I	All Div
Giffa	FT Made	443	6	11
Giffa	FT Att.	513	14	26
Giffa	FT%	86.4	22	--
Storr	Games Played	118	80	89
Storr	Points	1,274	100	195

OLE MISS IN WINS VS. LOSSES

Category	Wins	Losses	Diff.
Scoring	80.1	69.4	10.7
Scoring Defense	62.6	77.6	15.0
Scoring Margin	+17.5	-8.2	25.7
FG%	.478	.421	.057
3PT%	.367	.316	.051
FT%	.710	.780	.070
Opp. FG%	.386	.469	.083
Opp. 3PT%	.306	.390	.084
Rebounds	39.8	30.6	9.2
Reb. Margin	+7.0	-6.3	13.3
Assists/Game	16.5	12.3	4.2
Steals/Game	7.5	7.0	0.5
Blocks/Game	5.0	4.9	0.1
Turnovers/Game	9.25	12.4	3.15
TO Forced/Game	12.0	13.3	1.3

GAME-BY-GAME STARTING LINEUPS

Opponent	Date	Result	G	G	G	G/F	F/C	Lineup	Record
Southeastern Louisiana	11-03	W, 88-58	Kamardine	Perry	Storr	Dia	Scott	#1	1-0
Louisiana Monroe	11-07	W, 86-65	Kamardine	Perry	Storr	Dia	Scott	#1	2-0
Memphis	11-11	W, 83-77	Kamardine	Giffa	Storr	Dia	Scott	#2	1-0
CSU Bakersfield	11-14	W, 82-60	Kamardine	Giffa	Storr	Dia	Scott	#2	2-0
Austin Peay	11-18	W, 72-65	Kamardine	Giffa	Storr	Dia	Scott	#2	3-0
Iowa	11-25	L, 69-74	Kamardine	Giffa	Storr	Dia	Scott	#2	3-1
Utah	11-26	L, 74-75	Kamardine	Giffa	Storr	Dia	Scott	#2	3-2
Miami	12-2	L, 66-75	Kamardine	Pinkins	Storr	Dia	Scott	#3	0-1
St. John's	12-6	L, 58-63	Kamardine	Perry	Storr	Cassia	Scott	#4	0-1
Southern Miss	12-13	W, 71-67	Kamardine	Perry	Storr	Dia	Chest	#5	1-0
Alabama A&M	12-17	W, 80-66	Kamardine	Perry	Storr	Dia	Chest	#5	2-0
NC State	12-21	L, 62-76	Kamardine	Perry	Storr	Dia	Chest	#5	2-1
Alcorn State	12-29	W, 79-43	Kamardine	Perry	Storr	Dia	Scott	#1	3-0
Oklahoma	1-3	L, 70-86	Kamardine	Giffa	Storr	Dia	Scott	#2	3-3
Arkansas	1-7	L, 87-94	Kamardine	Pinkins	Klafke	Dia	Scott	#6	0-1
Missouri	1-10								
Georgia	1-14								
Mississippi State	1-17								
Auburn	1-20								
Kentucky	1-24								
Vanderbilt	1-31								
Tennessee	2-3								
Texas	2-7								
Alabama	2-11								
Mississippi State	2-14								
Texas A&M	2-18								
Florida	2-21								
LSU	2-25								
Auburn	2-28								
Vanderbilt	3-4								
South Carolina	3-7								

REBEL STARTING/GAMES PLAYED HISTORY

CAREER NCAA STARTS			CAREER NCAA GAMES PLAYED		
Name	Season	Career	Name	Season	Career
Niko Bundalo	0	0	Niko Bundalo	6	6
Augusto Cassiá	1	9	Augusto Cassiá	15	40
Corey Chest	3	22	Corey Chest	15	41
Zach Day	0	0	Zach Day	9	9
Malik Dia	14	74	Malik Dia	15	104
Kezza Giffa	6	49	Kezza Giffa	15	99
Hobert Grayson IV	0	30	Hobert Grayson IV	5	35
Koren Johnson	0	5	Koren Johnson	11	73
Tylis Jordan	0	0	Tylis Jordan	0	0
Ilias Kamardine	15	15	Ilias Kamardine	15	15
Eduardo Klafke	1	1	Eduardo Klafke	15	51
Travis Perry	7	11	Travis Perry	15	46
Patton Pinkins	2	2	Patton Pinkins	15	15
James Scott	12	47	James Scott	15	85
Max Smith	0	0	Max Smith	5	5
AJ Storr	14	71	AJ Storr	15	118

OVERALL STATS

Game Records

Record	Overall	Home	Away	Neutral
ALL GAMES	8-7	6-2	0-2	2-3
CONFERENCE	0-2	0-1	0-1	0-0
NON-CONFERENCE	8-5	6-1	0-1	2-3

Score by Periods

Team	1st	2nd	OT	TOT
Ole Miss	530	597	0	1127
Opponents	502	542	0	1044

Team Box Score

No.	Player				Total		3-Point		F-Throw		Rebounds											
		GP-GS	MIN	AVG	FG-FGA	FG%	3FG-3FGA	3FG%	FT-FTA	FT%	OFF	DEF	TOT	AVG	PF	DQ	A	TO	BLK	STL	PTS	AVG
0	DIA, Malik	15-14	376:46	25.1	79-176	.449	10-36	.278	53-76	.697	32	72	104	6.9	34	0	14	28	13	10	221	14.7
2	STORR, AJ	15-14	349:17	23.3	57-134	.425	16-44	.364	40-55	.727	12	32	44	2.9	35	0	29	22	2	7	170	11.3
6	KAMARDINE, Ilias	15-15	442:42	29.5	61-134	.455	19-55	.345	29-41	.707	7	47	54	3.6	28	0	61	36	8	22	170	11.3
23	PINKINS, Patton	15-2	282:03	18.8	43-84	.512	19-41	.463	23-28	.821	8	15	23	1.5	10	0	14	2	3	2	128	8.5
13	GIFFA, Kezza	15-6	278:36	18.6	32-66	.485	14-33	.424	39-48	.813	1	18	19	1.3	31	1	22	16	0	16	117	7.8
11	PERRY, Travis	15-7	236:50	15.8	24-75	.320	19-62	.306	5-6	.833	2	17	19	1.3	24	0	17	6	3	13	72	4.8
4	SCOTT, James	15-12	276:45	18.4	32-47	.681	0-0	.000	7-13	.538	27	43	70	4.7	14	0	12	8	21	7	71	4.7
8	KLAFKE, Eduardo	15-1	165:55	11.1	13-32	.406	6-18	.333	15-17	.882	2	21	23	1.5	18	0	15	8	2	8	47	3.1
1	CHEST, Corey	15-3	212:07	14.1	19-32	.594	0-0	.000	5-11	.455	25	42	67	4.5	26	1	11	9	14	6	43	2.9
3	JOHNSON, Koren	11-0	92:18	8.4	10-29	.345	5-14	.357	5-5	1.000	1	5	6	0.5	8	0	13	6	3	5	30	2.7
88	CASSIA, Augusto	15-1	160:11	10.7	13-26	.500	1-8	.125	7-9	.778	6	18	24	1.6	36	1	6	5	3	7	34	2.3
22	SMITH, Max	5-0	16:45	3.4	2-7	.286	2-7	.286	2-2	1.000	0	1	1	0.2	3	0	0	1	0	1	8	1.6
5	GRAYSON IV, Hobert	5-0	28:29	5.7	3-7	.429	0-1	.000	1-2	.500	3	4	7	1.4	2	0	1	1	1	2	7	1.4
31	DAY, Zach	9-0	60:05	6.7	3-15	.200	3-13	.231	0-0	.000	3	4	7	0.8	6	0	3	0	0	2	9	1.0
7	BUNDALO, Niko	6-0	21:12	3.5	0-1	.000	0-0	.000	0-0	.000	1	2	3	0.5	2	0	0	3	1	1	0	0.0
Team											30	31	61					10				
Total		15	3000		391-865	.452	114-332	.343	231-313	.738	160	372	532	35.5	277	3	218	161	74	109	1127	75.1
Opponents		15	3000		358-843	.425	120-345	.348	208-305	.682	162	354	516	34.4	276	6	198	189	45	97	1044	69.6

Team Statistics

	UM	OPP
Scoring	1127	1044
Points per game	75.1	69.6
Scoring margin	+5.5	-
Field goals-att	391-865	358-843
Field goal pct	.452	.425
3 point fg-att	114-332	120-345
3-point FG pct	.343	.348
3-pt FG made per game	7.6	8.0
Free throws-att	231-313	208-305
Free throw pct	.738	.682
F-Throws made per game	15.4	13.9
Rebounds	532	516
Rebounds per game	35.5	34.4
Rebounding margin	+1.1	-
Assists	218	198
Assists per game	14.5	13.2
Turnovers	161	189
Turnovers per game	10.7	12.6
Turnover margin	+1.9	-
Assist/turnover ratio	1.4	1.0
Steals	109	97
Steals per game	7.3	6.5
Blocks	74	45
Blocks per game	4.9	3.0
Winning streak	0	-
Home win streak	0	-
Attendance	63408	21839
Home games-Avg/Game	8-7926	2-10920
Neutral site-Avg/Game	-	5-463

Team Results

Date	Opponent		Score	Att.
11/03/2025	Southeastern La.	W	88-58	8883
11/07/2025	ULM	W	86-65	8212
11/11/2025	Memphis	W	83-77	8731
11/14/2025	CSU Bakersfield	W	82-60	4362
11/18/2025	Austin Peay	W	72-65	7473
11/25/2025	vs Iowa	L	69-74	0
11/26/2025	vs Utah	L	74-75	0
12/02/2025	Miami (FL)	L	66-75	9373
12/06/2025	at St. John's (NY)	L	58-63	14799
12/13/2025	vs Southern Miss.	W	71-67	0
12/17/2025	vs Alabama A&M	W	80-66	2317
12/21/2025	vs NC State	L	62-76	0
12/29/2025	Alcorn	W	79-43	8362
01/03/2026	at Oklahoma	L	70-86	7040
01/07/2026	Arkansas	L	87-94	8012

CONFERENCE

Game Records

Record	Overall	Home	Away	Neutral
ALL GAMES	0-2	0-1	0-1	0-0
CONFERENCE	0-2	0-1	0-1	0-0
NON-CONFERENCE	0-0	0-0	0-0	0-0

Team Box Score

No.	Player				Total		3-Point		F-Throw		Rebounds											
		GP-GS	MIN	AVG	FG-FGA	FG%	3FG-3FGA	3FG%	FT-FTA	FT%	OFF	DEF	TOT	AVG	PF	DQ	A	TO	BLK	STL	PTS	AVG
23	PINKINS, Patton	2-1	54:47	27.4	11-19	.579	5-10	.500	8-9	.889	2	4	6	3.0	3	0	0	1	1	0	35	17.5
0	DIA, Malik	2-2	55:58	28.0	12-28	.429	3-10	.300	6-9	.667	4	8	12	6.0	6	0	1	4	2	2	33	16.5
6	KAMARDINE, Ilias	2-2	59:55	30.0	8-19	.421	3-9	.333	6-8	.750	3	6	9	4.5	2	0	6	5	0	6	25	12.5
2	STORR, AJ	2-1	42:46	21.4	8-24	.333	0-6	.000	4-6	.667	1	2	3	1.5	5	0	4	1	1	1	20	10.0
8	KLAFKE, Eduardo	2-1	23:13	11.6	4-6	.667	1-3	.333	4-4	1.000	1	0	1	0.5	3	0	3	1	1	2	13	6.5
13	GIFFA, Kezza	2-1	35:28	17.7	3-6	.500	3-5	.600	0-0	.000	0	3	3	1.5	7	1	3	1	0	1	9	4.5
3	JOHNSON, Koren	2-0	19:15	9.6	2-6	.333	2-3	.667	0-0	.000	0	2	2	1.0	2	0	3	2	0	0	6	3.0
4	SCOTT, James	2-2	36:31	18.3	3-5	.600	0-0	.000	0-0	.000	2	3	5	2.5	3	0	2	1	2	1	6	3.0
88	CASSIA, Augusto	2-0	14:54	7.5	1-2	.500	0-1	.000	3-5	.600	0	3	3	1.5	5	0	1	0	0	0	5	2.5
11	PERRY, Travis	2-0	20:13	10.1	1-3	.333	1-3	.333	0-0	.000	1	0	1	0.5	1	0	2	0	0	0	3	1.5
1	CHEST, Corey	2-0	27:46	13.9	1-2	.500	0-0	.000	0-0	.000	1	4	5	2.5	3	0	1	1	1	0	2	1.0
31	DAY, Zach	1-0	06:04	6.1	0-2	.000	0-2	.000	0-0	.000	0	0	0	0.0	0	0	2	0	0	0	0	0.0
7	BUNDALO, Niko	1-0	03:10	3.2	0-0	.000	0-0	.000	0-0	.000	0	0	0	0.0	0	0	0	0	0	0	0	0.0
Team											3	7	10									
Total		2	400		54-122	.443	18-52	.346	31-41	.756	18	42	60	30.0	40	1	28	17	8	13	157	78.5
Opponents		2	400		62-121	.512	21-52	.404	35-49	.714	24	54	78	39.0	32	0	34	18	8	13	180	90.0

NON-CONFERENCE

Game Records

Record	Overall	Home	Away	Neutral
ALL GAMES	8-5	6-1	0-1	2-3
CONFERENCE	0-0	0-0	0-0	0-0
NON-CONFERENCE	8-5	6-1	0-1	2-3

Team Box Score

No.	Player				Total		3-Point		F-Throw		Rebounds												
		GP-GS	MIN	AVG	FG-FGA	FG%	3FG-3FGA	3FG%	FT-FTA	FT%	OFF	DEF	TOT	AVG	PF	DQ	A	TO	BLK	STL	PTS	AVG	
0	DIA, Malik	13-12	320:48	24.7	67-148	.453	7-26	.269	47-67	.701	28	64	92	7.1	28	0	13	24	11	8	188	14.5	
2	STORR, AJ	13-13	306:32	23.6	49-110	.445	16-38	.421	36-49	.735	11	30	41	3.2	30	0	25	21	1	6	150	11.5	
6	KAMARDINE, Ilias	13-13	382:47	29.4	53-115	.461	16-46	.348	23-33	.697	4	41	45	3.5	26	0	55	31	8	16	145	11.2	
13	GIFFA, Kezza	13-5	243:08	18.7	29-60	.483	11-28	.393	39-48	.813	1	15	16	1.2	24	0	19	15	0	15	108	8.3	
23	PINKINS, Patton	13-1	227:16	17.5	32-65	.492	14-31	.452	15-19	.789	6	11	17	1.3	7	0	14	1	2	2	93	7.2	
11	PERRY, Travis	13-7	216:37	16.7	32-72	.319	18-59	.305	5-6	.833	1	17	18	1.4	23	0	15	6	3	13	69	5.3	
4	SCOTT, James	13-10	240:14	18.5	29-42	.690	0-0	.000	7-13	.538	25	40	65	5.0	11	0	10	7	19	6	65	5.0	
1	CHEST, Corey	13-3	184:21	14.2	18-30	.600	0-0	.000	5-11	.455	24	38	62	4.8	23	1	10	8	13	6	41	3.2	
3	JOHNSON, Koren	9-0	73:03	8.1	8-23	.348	3-11	.273	5-5	1.000	1	3	4	0.4	6	0	10	4	3	5	24	2.7	
8	KLAFKE, Eduardo	13-0	142:41	11.0	9-26	.346	5-15	.333	11-13	.846	1	21	22	1.7	15	0	12	7	1	6	34	2.6	
88	CASSIA, Augusto	13-1	145:17	11.2	12-24	.500	1-7	.143	4-4	1.000	6	15	21	1.6	31	1	5	5	3	7	29	2.2	
22	SMITH, Max	5-0	16:45	3.4	2-7	.286	2-7	.286	2-2	1.000	0	1	1	0.2	3	0	0	1	0	1	8	1.6	
5	GRAYSON IV, Hobert	5-0	28:29	5.7	3-7	.429	0-1	.000	1-2	.500	3	4	7	1.4	2	0	1	1	1	2	7	1.4	
31	DAY, Zach	8-0	54:01	6.8	3-13	.231	3-11	.273	0-0	.000	3	4	7	0.9	6	0	1	0	0	2	9	1.1	
7	BUNDALO, Niko	5-0	18:02	3.6	0-1	.000	0-0	.000	0-0	.000	1	2	3	0.6	2	0	0	3	1	1	0	0.0	
Team											27	24	51				10						
Total		13	2600		337-743	.454	96-280	.343	200-272	.735	142	330	472	36.3	237	2	190	144	66	96	970	74.6	
Opponents		13	2600		296-722	.410	99-293	.338	173-256	.676	138	300	438	33.7	244	6	164	171	37	84	864	66.5	

HOME STATS

Game Records

Record	Overall	Home	Away	Neutral
ALL GAMES	6-2	6-2	0-0	0-0
CONFERENCE	0-1	0-1	0-0	0-0
NON-CONFERENCE	6-1	6-1	0-0	0-0

Team Box Score

No.	Player				Total		3-Point		F-Throw		Rebounds													
		GP-GS	MIN	AVG	FG-FGA	FG%	3FG-3FGA	3FG%	FT-FTA	FT%	OFF	DEF	TOT	AVG	PF	DQ	A	TO	BLK	STL	PTS	AVG		
0	DIA, Malik	8-8	192:19	24.0	39-89	.438	4-17	.235	27-34	.794	17	36	53	6.6	21	0	9	13	4	7	109	13.6		
6	KAMARDINE, Ilias	8-8	222:29	27.8	39-82	.476	15-36	.417	12-19	.632	3	26	29	3.6	14	0	39	22	5	15	105	13.1		
2	STORR, AJ	8-7	169:51	21.2	30-69	.435	11-24	.458	21-27	.778	4	18	22	2.8	17	0	16	9	2	4	92	11.5		
23	PINKINS, Patton	8-2	160:58	20.1	22-45	.489	10-21	.476	14-16	.875	6	8	14	1.8	5	0	10	1	2	1	68	8.5		
13	GIFFA, Kezza	8-3	141:15	17.7	19-35	.543	9-17	.529	20-28	.714	0	10	10	1.3	10	0	12	10	0	6	67	8.4		
4	SCOTT, James	8-8	182:07	22.8	23-33	.697	0-0	.000	4-9	.444	21	29	50	6.3	9	0	10	3	16	4	50	6.3		
11	PERRY, Travis	8-3	128:34	16.1	12-46	.261	9-38	.237	2-2	1.000	2	11	13	1.6	12	0	11	4	3	7	35	4.4		
3	JOHNSON, Koren	6-0	52:40	8.8	8-18	.444	4-11	.364	3-3	1.000	1	2	3	0.5	2	0	8	1	2	3	23	3.8		
8	KLAFKE, Eduardo	8-1	88:23	11.0	10-21	.476	4-10	.400	6-7	.857	1	13	14	1.8	10	0	8	3	2	4	30	3.8		
1	CHEST, Corey	8-0	98:22	12.3	9-17	.529	0-0	.000	5-8	.625	16	20	36	4.5	11	0	6	6	8	3	23	2.9		
88	CASSIA, Augusto	8-0	87:18	10.9	7-16	.438	1-6	.167	6-7	.857	3	15	18	2.3	21	1	6	3	0	6	21	2.6		
31	DAY, Zach	6-0	38:13	6.4	3-10	.300	3-8	.375	0-0	.000	2	1	3	0.5	4	0	3	0	0	2	9	1.5		
5	GRAYSON IV, Hobert	4-0	19:30	4.9	3-5	.600	0-1	.000	0-0	.000	3	4	7	1.8	1	0	0	1	1	1	6	1.5		
22	SMITH, Max	4-0	08:28	2.1	1-5	.200	1-5	.200	2-2	1.000	0	1	1	0.3	1	0	0	1	0	1	5	1.3		
7	BUNDALO, Niko	4-0	09:34	2.4	0-1	.000	0-0	.000	0-0	.000	0	1	1	0.3	1	0	0	1	1	0	0	0.0		
Team											23	16	39					1						
Total		8	1600		225-492	.457	71-194	.366	122-162	.753	102	211	313	39.1	139	1	138	79	46	64	643	80.4		
Opponents		8	1600		186-463	.402	61-188	.324	104-154	.675	93	188	281	35.1	140	5	111	101	23	53	537	67.1		

AWAY STATS

Game Records

Record	Overall	Home	Away	Neutral
ALL GAMES	0-2	0-0	0-2	0-0
CONFERENCE	0-1	0-0	0-1	0-0
NON-CONFERENCE	0-1	0-0	0-1	0-0

Team Box Score

No.	Player				Total		3-Point		F-Throw		Rebounds											
		GP-GS	MIN	AVG	FG-FGA	FG%	3FG-3FGA	3FG%	FT-FTA	FT%	OFF	DEF	TOT	AVG	PF	DQ	A	TO	BLK	STL	PTS	AVG
0	DIA, Malik	2-1	56:20	28.2	13-30	.433	3-9	.333	6-7	.857	5	11	16	8.0	3	0	1	5	2	1	35	17.5
6	KAMARDINE, Ilias	2-2	66:59	33.5	8-20	.400	3-8	.375	6-8	.750	2	6	8	4.0	2	0	4	5	0	3	25	12.5
23	PINKINS, Patton	2-0	39:17	19.6	9-13	.692	4-8	.500	3-3	1.000	2	2	4	2.0	0	0	0	1	1	0	25	12.5
13	GIFFA, Kezza	2-1	44:46	22.4	4-11	.364	1-5	.200	4-4	1.000	0	3	3	1.5	9	1	4	1	0	7	13	6.5
2	STORR, AJ	2-2	38:39	19.3	3-20	.150	0-6	.000	4-8	.500	1	2	3	1.5	5	0	2	4	0	1	10	5.0
1	CHEST, Corey	2-0	46:36	23.3	4-5	.800	0-0	.000	0-0	.000	5	10	15	7.5	7	1	3	2	2	1	8	4.0
3	JOHNSON, Koren	2-0	30:33	15.3	2-10	.200	1-3	.333	0-0	.000	0	3	3	1.5	5	0	3	4	0	1	5	2.5
8	KLAFKE, Eduardo	2-0	11:46	5.9	0-1	.000	0-1	.000	3-4	.750	0	1	1	0.5	3	0	0	0	0	0	3	1.5
4	SCOTT, James	2-2	21:43	10.9	0-2	.000	0-0	.000	2-2	1.000	1	2	3	1.5	2	0	0	2	1	1	2	1.0
5	GRAYSON IV, Hobert	1-0	08:59	9.0	0-2	.000	0-0	.000	1-2	.500	0	0	0	0.0	1	0	1	0	0	1	1	1.0
88	CASSIA, Augusto	2-1	11:51	5.9	0-0	.000	0-0	.000	1-2	.500	0	1	1	0.5	4	0	0	1	0	0	1	0.5
31	DAY, Zach	1-0	06:02	6.0	0-0	.000	0-0	.000	0-0	.000	1	1	2	2.0	1	0	0	0	0	0	0	0.0
11	PERRY, Travis	2-1	13:19	6.7	0-2	.000	0-2	.000	0-0	.000	0	0	0	0.0	2	0	0	0	0	0	0	0.0
7	BUNDALO, Niko	1-0	03:10	3.2	0-0	.000	0-0	.000	0-0	.000	0	0	0	0.0	0	0	0	0	0	0	0	0.0
Team											6	4	10				2					
Total		2	400		43-116	.371	12-42	.286	30-40	.750	23	46	69	34.5	44	2	18	27	6	16	128	64.0
Opponents		2	400		48-111	.432	15-50	.300	38-54	.704	25	54	79	39.5	34	0	23	27	16	19	149	74.5

IN WINS

Game Records

Record	Overall	Home	Away	Neutral
ALL GAMES	8-0	6-0	0-0	2-0
CONFERENCE	0-0	0-0	0-0	0-0
NON-CONFERENCE	8-0	6-0	0-0	2-0

Team Box Score

No. Player					Total		3-Point		F-Throw		Rebounds												
		GP-GS	MIN	AVG	FG-FGA	FG%	3FG-3FGA	3FG%	FT-FTA	FT%	OFF	DEF	TOT	AVG	PF	DQ	A	TO	BLK	STL	PTS	AVG	
0	DIA, Malik	8-8	204:40	25.6	44-94	.468	7-19	.368	27-40	.675	12	39	51	6.4	22	0	9	10	3	5	122	15.3	
2	STORR, AJ	8-8	195:05	24.4	36-70	.514	12-24	.500	25-33	.758	10	19	29	3.6	20	0	17	12	1	4	109	13.6	
6	KAMARDINE, Ilias	8-8	238:07	29.8	36-70	.514	12-29	.414	14-23	.609	2	31	33	4.1	15	0	39	17	3	11	98	12.3	
13	GIFFA, Kezza	8-3	166:19	20.8	21-38	.553	8-19	.421	30-38	.789	0	10	10	1.3	13	0	15	10	0	8	80	10.0	
23	PINKINS, Patton	8-0	146:37	18.3	21-41	.512	10-19	.526	10-13	.769	5	8	13	1.6	5	0	11	0	1	2	62	7.8	
4	SCOTT, James	8-6	152:40	19.1	19-28	.679	0-0	.000	4-9	.444	18	30	48	6.0	5	0	6	3	14	3	42	5.3	
11	PERRY, Travis	8-5	124:09	15.5	11-43	.256	9-37	.243	3-4	.750	1	14	15	1.9	14	0	9	3	3	9	34	4.3	
1	CHEST, Corey	8-2	116:58	14.6	11-20	.550	0-0	.000	5-11	.455	16	26	42	5.3	8	0	8	6	10	4	27	3.4	
88	CASSIA, Augusto	8-0	88:19	11.0	9-18	.500	0-4	.000	4-4	1.000	4	11	15	1.9	17	1	5	2	1	5	22	2.8	
3	JOHNSON, Koren	6-0	43:08	7.2	5-11	.455	2-6	.333	4-4	1.000	1	2	3	0.5	3	0	7	1	2	4	16	2.7	
8	KLAFKE, Eduardo	8-0	73:25	9.2	6-16	.375	3-9	.333	4-5	.800	0	13	13	1.6	9	0	5	3	1	3	19	2.4	
22	SMITH, Max	4-0	08:28	2.1	1-5	.200	1-5	.200	2-2	1.000	0	1	1	0.3	1	0	0	1	0	1	5	1.3	
5	GRAYSON IV, Hobert	3-0	13:03	4.4	1-2	.500	0-0	.000	0-0	.000	2	3	5	1.7	0	0	0	1	0	1	2	0.7	
31	DAY, Zach	5-0	19:28	3.9	1-7	.143	1-6	.167	0-0	.000	2	0	2	0.4	3	0	1	0	0	0	3	0.6	
7	BUNDALO, Niko	4-0	09:34	2.4	0-1	.000	0-0	.000	0-0	.000	0	1	1	0.3	1	0	0	1	1	0	0	0.0	
Team											19	18	37					4					
Total		8	1600		222-464	.478	65-177	.367	132-186	.710	92	226	318	39.8	136	1	132	74	40	60	641	80.1	
Opponents		8	1600		175-453	.386	53-173	.306	98-149	.658	80	182	262	32.8	159	5	96	96	18	46	501	62.6	

IN LOSSES

Game Records

Record	Overall	Home	Away	Neutral
ALL GAMES	0-7	0-2	0-2	0-3
CONFERENCE	0-2	0-1	0-1	0-0
NON-CONFERENCE	0-5	0-1	0-1	0-3

Team Box Score

No.	Player				Total		3-Point		F-Throw		Rebounds											
		GP-GS	MIN	AVG	FG-FGA	FG%	3FG-3FGA	3FG%	FT-FTA	FT%	OFF	DEF	TOT	AVG	PF	DQ	A	TO	BLK	STL	PTS	AVG
0	DIA, Malik	7-6	172:06	24.6	35-82	.427	3-17	.176	26-36	.722	20	33	53	7.6	12	0	5	18	10	5	99	14.1
6	KAMARDINE, Ilias	7-7	204:35	29.2	25-64	.391	7-26	.269	15-18	.833	5	16	21	3.0	13	0	22	19	5	11	72	10.3
23	PINKINS, Patton	7-2	135:26	19.3	22-43	.512	9-22	.409	13-15	.867	3	7	10	1.4	5	0	3	2	2	0	66	9.4
2	STORR, AJ	7-6	154:13	22.0	21-64	.328	4-20	.200	15-22	.682	2	13	15	2.1	15	0	12	10	1	3	61	8.7
11	PERRY, Travis	7-2	112:41	16.1	13-32	.406	10-25	.400	2-2	1.000	1	3	4	0.6	10	0	8	3	0	4	38	5.4
13	GIFFA, Kezza	7-3	112:17	16.0	11-28	.393	6-14	.429	9-10	.900	1	8	9	1.3	18	1	7	6	0	8	37	5.3
4	SCOTT, James	7-6	124:05	17.7	13-19	.684	0-0	.000	3-4	.750	9	13	22	3.1	9	0	6	5	7	4	29	4.1
8	KLAFKE, Eduardo	7-1	92:29	13.2	7-16	.438	3-9	.333	11-12	.917	2	8	10	1.4	9	0	10	5	1	5	28	4.0
22	SMITH, Max	1-0	08:17	8.3	1-2	.500	1-2	.500	0-0	.000	0	0	0	0.0	2	0	0	0	0	0	3	3.0
3	JOHNSON, Koren	5-0	49:10	9.8	5-18	.278	3-8	.375	1-1	1.000	0	3	3	0.6	5	0	6	5	1	1	14	2.8
5	GRAYSON IV, Hobert	2-0	15:26	7.7	2-5	.400	0-1	.000	1-2	.500	1	1	2	1.0	2	0	1	0	1	1	5	2.5
1	CHEST, Corey	7-1	95:09	13.6	8-12	.667	0-0	.000	0-0	.000	9	16	25	3.6	18	1	3	3	4	2	16	2.3
88	CASSIA, Augusto	7-1	71:51	10.3	4-8	.500	1-4	.250	3-5	.600	2	7	9	1.3	19	0	1	3	2	2	12	1.7
31	DAY, Zach	4-0	40:37	10.2	2-8	.250	2-7	.286	0-0	.000	1	4	5	1.3	3	0	2	0	0	2	6	1.5
7	BUNDALO, Niko	2-0	11:38	5.8	0-0	.000	0-0	.000	0-0	.000	1	1	2	1.0	1	0	0	2	0	1	0	0.0
Team											11	13	24				6					
Total		7	1400		169-401	.421	49-155	.316	99-127	.780	68	146	214	30.6	141	2	86	87	34	49	486	69.4
Opponents		7	1400		183-390	.469	67-172	.390	110-156	.705	82	172	254	36.3	117	1	102	93	27	51	543	77.6

TEAM GAME-BY-GAME

				Total		3-Pointers		Free throws		Rebounds											
Opponent	Date	Score		FG-FGA	PCT	3FG-3FGA	PCT	FT-FTA	PCT	OFF	DEF	TOT	AVG	PF	A	TO	BLK	STL	PTS	AVG	
Southeastern La.	11/03/2025	88-58	W	28-54	.519	7-22	.318	25-30	.833	12	32	44	44.0	20	16	10	5	7	88	88.0	
ULM	11/07/2025	86-65	W	31-66	.470	15-33	.455	9-13	.692	11	32	43	43.5	20	19	13	6	9	86	87.0	
Memphis	11/11/2025	83-77	W	27-52	.519	8-13	.615	21-33	.636	7	25	32	39.7	15	17	7	2	5	83	85.7	
CSU Bakersfield	11/14/2025	82-60	W	29-66	.439	5-19	.263	19-25	.760	20	23	43	40.5	20	15	4	8	10	82	84.8	
Austin Peay	11/18/2025	72-65	W	25-61	.410	7-24	.292	15-21	.714	14	28	42	40.8	11	18	11	5	9	72	82.2	
vs Iowa	11/25/2025	69-74	L	23-49	.469	6-17	.353	17-20	.850	6	23	29	38.8	20	9	13	7	2	69	80.0	
vs Utah	11/26/2025	74-75	L	28-56	.500	4-14	.286	14-17	.824	10	20	30	37.6	18	15	11	6	5	74	79.1	
Miami (FL)	12/02/2025	66-75	L	23-66	.348	11-26	.423	9-11	.818	14	15	29	36.5	18	16	11	10	10	66	77.5	
at St. John's (NY)	12/06/2025	58-63	L	20-55	.364	2-16	.125	16-20	.800	13	23	36	36.4	26	9	20	3	11	58	75.3	
vs Southern Miss.	12/13/2025	71-67	W	24-49	.490	5-17	.294	18-26	.692	4	24	28	35.6	19	10	8	4	10	71	74.9	
vs Alabama A&M	12/17/2025	80-66	W	27-50	.540	8-18	.444	18-30	.600	8	25	33	35.4	18	19	8	5	4	80	75.4	
vs NC State	12/21/2025	62-76	L	21-53	.396	8-30	.267	12-18	.667	7	23	30	34.9	19	9	15	0	8	62	74.3	
Alcorn	12/29/2025	79-43	W	31-66	.470	10-31	.323	7-8	.875	16	37	53	36.3	13	18	13	5	6	79	74.6	
at Oklahoma	01/03/2026	70-86	L	23-61	.377	10-26	.385	14-20	.700	10	23	33	36.1	18	9	7	3	5	70	74.3	
Arkansas	01/07/2026	87-94	L	31-61	.508	8-26	.308	17-21	.810	8	19	27	35.5	22	19	10	5	8	87	75.1	
Total		1127		391-865	.452	114-332	.343	231-313	.738	160	372	532	35.5	277	218	161	74	109	1127	75.1	
Opponents		1044		358-843	.425	120-345	.348	208-305	.682	162	354	516	34.4	276	198	189	45	97	1044	69.6	

Ole Miss Averages

Games Played	Points/game	FG Pct	3FG Pct	FT Pct	Rebounds/game	Assists/game	Turnovers/game	Assist/Turnover ratio	Steals/game	Blocks/game
15	75.1	45.2	34.3	73.8	35.5	14.5	10.7	1.4	7.3	4.9

THE LAST TIME ...

AN OLE MISS TEAM...

Scored 100+ points at home..... 100 vs. Oral Roberts (Nov. 21, 2024)
 Scored 100+ points on the road..... 104 at Mississippi St. (4ot) (Jan. 24, 1990)
 Scored 100+ points and lost..... 105 vs. Oregon (Dec. 8, 2013)
 Scored 110+ points..... 111 vs. Mississippi Valley St. (Nov. 22, 2013)
 Scored 50 points or less..... 48 vs. Western Kentucky (Dec. 11, 2021)
 Scored 40 points or less..... 37 vs. Oklahoma St. (Nov. 29, 2019)
 Scored 50 or less and won..... 50-48 vs. SMU (Jan. 3, 2012)
 Held opponent to 50 or less..... 43 vs. Alcorn State (Dec. 29, 2025)
 Won an overtime game..... 96-85 vs. BYU (Nov. 28, 2024)
 Lost an overtime game..... 81-84 at #15 Mississippi State (Jan. 18, 2025)
 Won a double overtime game..... 90-87 vs. Texas Tech (March 23, 2010)
 Lost a double overtime game..... 83-82 vs. #16 Auburn (Jan. 28, 2020)
 Played a triple overtime game..... Never Happened
 Played a four-overtime game..... 104-102 at Mississippi St. (Jan. 24, 1990)

Made 10+ three-point field goals..... 10 vs. Oklahoma (Jan. 3, 2026)
 Made 12+ three-point field goals..... 15 vs. Louisiana Monroe (Nov. 7, 2025)
 Made 15+ three-point field goals..... 15 vs. Louisiana Monroe (Nov. 7, 2025)
 Allowed 10+ three-point field goals..... 10 vs. #15 Arkansas (Jan. 7, 2026)
 Had 15+ rebound margin..... 25 vs. Alcorn State (Dec. 29, 2025)
 Had 20+ rebound margin..... 25 vs. Alcorn State (Dec. 29, 2025)
 Had 25+ rebound margin..... 25 vs. Alcorn State (Dec. 29, 2025)
 Had 50+ rebounds..... 53 vs. Alcorn State (Dec. 29, 2025)
 Had 60+ rebounds..... 64 vs. Troy (Nov. 27, 2007)
 Had two players with 10+ rebounds..... vs. Alcorn State (Dec. 29, 2025)
 Had three players with 10+ rebounds..... Malik Dia (11), James Scott (11) and Corey Chest (10)
 Had three players with 10+ rebounds..... vs. Alcorn State (Dec. 29, 2025)
 Had two players with 20+ points..... Malik Dia (11), James Scott (11) and Corey Chest (10)
 Had two players with 20+ points..... at Vanderbilt (Feb. 22, 2025)
 Had two players with 20+ points..... Malik Dia (22), Sean Pedulla (21)
 Had two players with a double-double..... vs. Alcorn State (Dec. 29, 2025)
 Had two players with a double-double..... Malik Dia (12 points, 11 rebounds), James Scott (13 points, 11 rebounds)
 Attempted 30+ free throws..... 30 vs. Alabama A&M (Dec. 17, 2025)
 Attempted 40+ free throws..... 42 at Missouri (March 2, 2024)
 Attempted 50+ free throws..... 55 vs. Missouri (March 9, 2017)
 Made 25+ free throws..... 25 vs. Southeastern Louisiana (Nov. 3, 2025)
 Made 30+ free throws..... 34 at South Carolina (Feb. 13, 2021)
 Made 35+ free throws..... 40 vs. Georgia Southern (Nov. 17, 2015)
 Made 40+ free throws..... 40 vs. Georgia Southern (Nov. 17, 2015)
 Shot 100% from FT line (min. 10 att.)..... 13-13 vs. Arkansas (Jan. 26, 2022)
 Shot 100% from FT line (min. 20 att.)..... 10-10 vs. Mississippi St. (Feb. 28, 1959)
 Shot 90% or better from FT line..... 90.0% (9-10) vs. #7 Michigan State (March 28, 2025)

Had 20+ assists..... 24 vs. #14 Kentucky (Feb. 4, 2025)
 Had 20+ assists in two straight..... vs. Mississippi State (22) and Auburn (21), 2023-24
 Had 25+ assists..... 26 vs. Oral Roberts (Nov. 21, 2024)
 Had 30+ assists..... 32 vs. Centenary (Dec. 19, 2009)

Had 20+ turnovers..... 20 at #22 St. John's (Dec. 6, 2025)
 Had 25+ turnovers..... 27 at #18 Tennessee (Jan. 5, 2022)
 Forced 20+ turnovers..... 20 at #23 St. John's (Dec. 6, 2025)
 Forced 25+ turnovers..... 25 vs. Troy (Dec. 19, 2023)
 Forced 30+ turnovers..... 31 vs. Louisiana-Monroe (Nov. 24, 2007)

Had 10+ steals..... 10 vs. Southern Miss (Dec. 13, 2025)
 Had 15+ steals..... 16 vs. Troy (Dec. 19, 2023)
 Had 20+ steals..... 20 vs. Lipscomb (Nov. 23, 2012)

Blocked 5+ shots..... 5 vs. #15 Arkansas (Jan. 7, 2026)
 Blocked 10+ shots..... 10 vs. Miami Dec. 2, 2025)
 Blocked 12+ shots..... 13 vs. Long Island (Nov. 4, 2024)

Beat a ranked team..... 91-78 vs. #14 Iowa State (March 23, 2025)
 Beat a ranked team at home..... 78-76 vs. #4 Tennessee (March 5, 2025)
 Beat a ranked team on the road..... 74-64 at #4 Alabama (Jan. 14, 2025)
 Beat a ranked team on a neutral floor..... 91-78 vs. #14 Iowa State (March 23, 2025)

Kept every opposing player out of double figures..... vs. UT Martin (Dec. 22, 2020)
 Had all five starters score in double figures..... at Missouri (March 4, 2023)
 Had five players score in double figures..... vs. #15 Arkansas (Jan. 7, 2026)
 Had six players score in double figures..... vs. Valparaiso (Dec. 10, 2022)
 Had no players score in double figures..... vs. Oklahoma State (Nov. 29, 2019)

Overcame a 5-point+ halftime deficit to win..... 5 vs. #4 Tennessee (March 5, 2025)
 Overcame a 5-point+ halftime deficit on road to win..... 6 at Auburn (Feb. 6, 2021)
 Overcame a 10-point+ halftime deficit to win..... 16 vs. Penn State (Nov. 27, 2019)
 Overcame a 20-point+ halftime deficit to win..... 20 vs. Auburn (Feb. 11, 2017)
 Overcame a 10-point+ second half deficit to win..... 12 vs. Grambling State (Nov. 8, 2024)
 Overcame a 15-point+ second half deficit to win..... 21 vs. Penn State (Nov. 27, 2019)
 Overcame a 20-point+ second half deficit to win..... 21 vs. Penn State (Nov. 27, 2019)

Went on a 20-0 run..... 20 vs. Grambling State (Nov. 8, 2024)
 Went on a 25-0 run..... 28 vs. Chattanooga (Dec. 16, 2018)

AN OLE MISS PLAYER...

Scored 20+ points..... 25, Patton Pinkins vs. Oklahoma (Jan. 3, 2026)
 Scored 30+ points..... 33, Jarkel Joiner vs. Alabama (Feb. 9, 2022)
 Scored 35+ points..... 40, Breein Tyree vs. Mississippi St. (Feb. 11, 2020)
 Scored 40+ points..... 40, Breein Tyree vs. Mississippi St. (Feb. 11, 2020)
 Scored 50+ points..... 53, Gerald Glass vs. LSU (March 4, 1989)

Scored 20+ points in 5 straight games..... Breein Tyree (Jan. 26-Feb. 14, 2019)
 Scored 20+ points in 10 straight..... Stefan Moody (Nov. 25, 2015-Jan. 28, 2016)
 Scored 20+ points in 14 straight..... Stefan Moody (Nov. 25, 2015-Jan. 28, 2016)
 Scored 20+ points in 18 straight..... Joe Gibbon (Dec. 10, 1956-Feb. 28, 1957)
 Scored 20+ points in 22 straight..... Johnny Neumann (Dec. 1, 1970-Feb. 22, 1971)

Made 5+ 3-pointers..... 5, Travis Perry vs. NC State (Dec. 21, 2025)
 Made 7+ 3-pointers..... 7, Sean Pedulla vs. South Alabama (Nov. 12, 2024)
 Made 8+ 3-pointers..... 8, Matthew Murrell vs. #24 Texas A&M (Feb. 28, 2023)
 Made 9+ 3-pointers..... 9, Deandre Burnett vs. Oral Roberts (Nov. 18, 2016)
 Made 10+ 3-pointers..... 10, Marshall Henderson vs. Oregon (Dec. 8, 2013)
 Attempted 10+ 3-pointers..... 11, Travis Perry vs. NC State (Dec. 21, 2025)
 Attempted 15+ 3-pointers..... 16, Sean Pedulla vs. South Alabama (Nov. 12, 2024)

Had a double-double... Malik Dia (12 pts., 11 reb.) & James Scott (13 pts., 11 reb.) vs. Alcorn St. (Dec. 29, 2025)
 Had a double-double in 2 straight games..... Malik Dia (12/21/25-12/29/25)
 Had a double-double in 3 straight games..... Sebastian Saiz (1/28/17-2/4/17)
 Had a double-double in 4 straight games..... Sebastian Saiz (1/28/17-2/8/17)
 Had a double-double in 5 straight games..... Sebastian Saiz (12/15/16-1/3/17)
 Had a double-double in 6 straight games..... Sebastian Saiz (12/15/16-1/7/17)
 Had a double-double in 7 straight games..... Rahim Lockhart (1/19/99-12/4/99)
 Had 5+ double-doubles in a season..... 5, Allen Flanigan, 2023-24 season
 Had 10+ double-doubles in a season..... 23, Sebastian Saiz, 2016-17 season
 Had 18+ double-doubles in a season..... 23, Sebastian Saiz, 2016-17 season
 Had 20+ double-doubles in a season..... 23, Sebastian Saiz, 2016-17 season

Had 20+ points and 15+ rebounds..... Malik Dia, 23 pts/19 rebs
 Had 20+ points and 15+ rebounds..... at #4 Alabama (Jan. 14, 2025)
 Had 20+ points and 20+ rebounds..... Walter Actwood, 22 pts/22 rebs
 Had 20+ points and 20+ rebounds..... vs. ISU-Evansville (Dec. 1, 1975)
 Had 30+ points and 10+ rebounds..... Romello White (30 points, 10 rebounds)
 Had 30+ points and 10+ rebounds..... at Auburn (Feb. 6, 2021)

Had 20+ points and 10+ assists..... Jaylen Murray (21 pts., 11 ast.) vs. Miss. St. (Jan. 30, 2024)

Had 15+ rebounds..... 19, Malik Dia at #4 Alabama (Jan. 14, 2025)
 Had 20+ rebounds..... 20, Murphy Holloway vs. Auburn (Feb. 24, 2010)
 Had 10+ rebounds in 2 straight games..... Malik Dia (12/21/25-12/29/25)
 Had 10+ offensive rebounds..... 10, Dwayne Curtis vs. Auburn (Feb. 25, 2006)
 Had 10+ defensive rebounds..... 10, Malik Dia vs. South Alabama (Nov. 12, 2024)

Had 10+ assists..... 10, Jaylen Murray vs. #14 Kentucky (Feb. 4, 2025)
 Had 15+ assists..... 15, Sean Tuohy vs. Auburn (Jan. 26, 1980)
 Had 9+ assists and 0 turnovers..... 10, Jaylen Murray vs. #14 Kentucky (Feb. 4, 2025)
 Had 8+ assists and 0 turnovers..... 10, Jaylen Murray vs. #14 Kentucky (Feb. 4, 2025)

Had 5+ blocks..... 5, Dre Davis vs. Georgia (Jan. 4, 2025)
 Had 8+ blocks..... 9, Jamarion Sharp vs. Florida (Jan. 10, 2024)

Had 5+ steals..... 7, Kezza Giffa at #22 St. John's (Dec. 6, 2025)
 Had 7+ steals..... 7, Kezza Giffa at #22 St. John's (Dec. 6, 2025)
 Had 8+ steals..... 10, Matthew Murrell vs. Troy (Dec. 19, 2023)
 Had 10+ steals..... 10, Matthew Murrell vs. Troy (Dec. 19, 2023)

Made 10+ free throws..... 10, Dre Davis vs. BYU (Nov. 28, 2024)
 Made 15+ free throws..... 15, Stefan Moody vs. Mississippi St. (March 3, 2016)
 Attempted 10+ free throws..... 13, Malik Dia vs. Alabama A&M (Dec. 17, 2025)
 Attempted 15+ free throws..... 15, Allen Flanigan vs. #13 Alabama (Feb. 28, 2024)
 Attempted 20+ free throws..... 20, Ansu Sesay vs. Arkansas (Feb. 18, 1995)
 Shot 100% from the line (min. 10)..... 10-10, Allen Flanigan; Jaemyn Brakfield at LSU (Jan. 17, 2024)

Shot 100% from the floor (min. 5)..... Jaemyn Brakfield, 5-5 vs. South Alabama (Nov. 12, 2024)
 Shot 90% from the floor (min. 10)..... Matthew Murrell, 10-11 vs. Mississippi St. (Jan. 8, 2022)
 Shot 100% from three (min. 4)..... Jaymyn Brakfield, 4-4 vs. #7 Tennessee (Dec. 28, 2022)

Played 40+ minutes..... 40, Sean Pedulla at #15 Mississippi State (Jan. 18, 2025)

Played 45+ minutes..... 45, Matthew Murrell vs. Mississippi State (Feb. 18, 2023)

Fouled out..... Kezza Giffa at Oklahoma (Jan. 3, 2026)

SEASON GAME HIGHS/LOWS

OLE MISS SEASON HIGHS

Category	Stat	Game
Points	88.....	vs. SE Louisiana (11-3-25)
Field Goals Made	31.....	3x, MR: vs. #15 Arkansas (1-7-26)
Field Goal Attempts	66.....	4x, MR: vs. Alcorn State (12-29-25)
Field Goal Percentage	.540 (27-50).....	vs. Alabama A&M (12-17-25)
3 Pt Field Goals Made	15.....	vs. Louisiana Monroe (11-7-25)
3 Pt Fg Attempts	33.....	vs. Louisiana Monroe (11-7-25)
3 Pt Fg Percentage	.615 (8-13).....	vs. Memphis (11-11-25)
Free Throws Made	25.....	vs. SE Louisiana (11-3-25)
Free Throw Attempts	33.....	vs. Memphis (11-11-25)
Free Throw Percentage	.875 (7-8).....	vs. Alcorn State (12-29-25)
Rebounds	53.....	vs. Alcorn State (12-29-25)
Assists	19.....	3x, MR: vs. #15 Arkansas (1-7-26)
Steals	11.....	at #22 St. John's (12-6-25)
Blocked Shots	10.....	vs. Miami (12-2-25)
Turnovers	20.....	at #22 St. John's (12-6-25)
Fouls	26.....	at #22 St. John's (12-6-25)

OLE MISS SEASON LOWS

Category	Stat	Game
Points	58.....	at #22 St. John's (12-6-25)
Field Goals Made	20.....	at #22 St. John's (12-6-25)
Field Goal Attempts	49.....	2x, MR: vs. Southern Miss (12-13-25)
Field Goal Percentage	.364 (20-55).....	at #22 St. John's (12-6-25)
3 Pt Field Goals Made	2.....	at #22 St. John's (12-6-25)
3 Pt Fg Attempts	13.....	vs. Memphis (11-11-25)
3 Pt Fg Percentage	.125 (2-16).....	at #22 St. John's (12-6-25)
Free Throws Made	9.....	2x, MR: vs. Miami (12-2-25)
Free Throw Attempts	8.....	vs. Alcorn State (12-29-25)
Free Throw Percentage	.600 (18-30).....	vs. Alabama A&M (12-17-25)
Rebounds	27.....	vs. #15 Arkansas (1-7-26)
Assists	9.....	4x, MR: vs. Oklahoma (1-3-26)
Steals	2.....	vs. Iowa (11-25-25)
Blocked Shots	2.....	2x, MR: vs. Oklahoma (1-3-26)
Turnovers	4.....	vs. CSU Bakersfield (11-14-25)
Fouls	11.....	vs. Austin Peay (11-18-25)

OPPONENT SEASON HIGHS

Category	Stat	Game
Points	94.....	#15 Arkansas (1-7-26)
Field Goals Made	31.....	2x, MR: #15 Arkansas (1-7-26)
Field Goal Attempts	70.....	Austin Peay (11-18-25)
Field Goal Percentage	.517 (31-60).....	2x, MR: #15 Arkansas (1-7-26)
3 Pt Field Goals Made	13.....	NC State (12-21-25)
3 Pt Fg Attempts	33.....	Austin Peay (11-18-25)
3 Pt Fg Percentage	.526 (10-19).....	Utah (11-26-25)
Free Throws Made	25.....	#22 St. John's (12-6-25)
Free Throw Attempts	35.....	#22 St. John's (12-6-25)
Free Throw Percentage	.857 (6-7).....	Austin Peay (11-18-25)
Rebounds	45.....	Miami (12-2-25)
Assists	20.....	2x, MR: NC State (12-21-25)
Steals	13.....	#22 St. John's (12-6-25)
Blocked Shots	10.....	#22 St. John's (12-6-25)
Turnovers	20.....	#22 St. John's (12-6-25)
Fouls	25.....	Memphis (11-11-25)

OPPONENT SEASON LOWS

Category	Stat	Game
Points	43.....	Alcorn State (12-29-25)
Field Goals Made	14.....	Alcorn State (12-29-25)
Field Goal Attempts	49.....	CSU Bakersfield (11-14-25)
Field Goal Percentage	.246 (14-57).....	Alcorn State (12-29-25)
3 Pt Field Goals Made	2.....	CSU Bakersfield (11-14-25)
3 Pt Fg Attempts	9.....	CSU Bakersfield (11-14-25)
3 Pt Fg Percentage	.182 (4-22).....	#22 St. John's (12-6-25)
Free Throws Made	6.....	Austin Peay (11-18-25)
Free Throw Attempts	7.....	Austin Peay (11-18-25)
Free Throw Percentage	.538 (7-13).....	NC State (12-21-25)
Rebounds	26.....	SE Louisiana (11-3-25)
Assists	8.....	3x, MR: Alcorn State (12-29-25)
Steals	3.....	Alabama A&M (12-17-25)
Blocked Shots	0.....	2x, MR: Alcorn State (12-29-25)
Turnovers	7.....	3x, MR: Oklahoma (1-3-26)
Fouls	10.....	Miami (12-2-25)

OLE MISS INDIVIDUAL HIGHS

Category	Stat	Game
Points	27.....	Malik Dia vs. Alabama A&M (12-17-25)
Field Goals Made	11.....	Ilias Kamardine vs. Memphis (11-11-25)
Field Goal Att.	19.....	Malik Dia vs. Alabama A&M (12-17-25)
Fg Pct (Min 5 Made)	.818 (9-11).....	Patton Pinkins vs. Oklahoma (1-3-26)
3-Point Fg Made	5.....	Travis Perry vs. NC State (12-21-25)
3-Point Fg Att.	11.....	Travis Perry vs. NC State (12-21-25)
3-Pt Fg Pct (Min 2 Made)	1.000 (2-2).....	Patton Pinkins vs. Austin Peay (11-18-25)
Free Throws Made	8.....	AJ Storr vs. Iowa (11-25-25)
Free Throw Att.	13.....	Malik Dia vs. Alabama A&M (12-17-25)
Rebounds	11.....	3x, MR: Dia/Scott vs. Alcorn State (12-29-25)
Assists	8.....	Ilias Kamardine vs. Alabama A&M (12-17-25)
Steals	7.....	Kezza Giffa at #22 St. John's (12-6-25)
Blocked Shots	3.....	4x MR: James Scott vs. Miami (12-2-25)
Turnovers	5.....	Ilias Kamardine vs. Iowa (11-25-25)

OPPONENT INDIVIDUAL HIGHS

Category	Stat	Game
Points	29.....	Bennett Stirtz, Iowa (11-25-25)
Field Goals Made	10.....	Don McHenry, Utah (11-26-25)
Field Goal Att.	20.....	Bennett Stirtz, Iowa (11-25-25)
Fg Pct (Min 5 Made)	.875 (7-8).....	Ven-Allen Lubin, NC State (12-21-25)
3-Point Fg Made	6.....	2x, MR: Paul Mcneil Jr., NC State (12-21-25)
3-Point Fg Att.	12.....	Paul Mcneil Jr., NC State (12-21-25)
3-Pt Fg Pct (Min 2 Made)	1.000 (3-3).....	Kintavious Dozier, Alabama A&M (12-17-25)
Free Throws Made	11.....	Darius Acuff Jr., #15 Arkansas (1-7-26)
Free Throw Att.	12.....	Darius Acuff Jr., #15 Arkansas (1-7-26)
Rebounds	15.....	Mohamed Wague, Oklahoma (1-3-26)
Assists	9.....	2x, MR: Darius Acuff Jr., #15 Arkansas (1-7-26)
Steals	4.....	Tycen Mcdaniels, Alcorn State (12-29-25)
Blocked Shots	8.....	Zuby Ejiofor, #22 St. John's (12-6-25)
Turnovers	6.....	Malik Reneau, Miami (12-2-25)

GAME 1 • vs. SE LOUISIANA • NOV. 3



Official Basketball Box Score - Final
Southeastern La. at Ole Miss
11/03/25 The Sandy and John Black Pavilion at Ole Miss, Oxford, Miss.
2025-26 Men's Basketball

Game Time: 7:00 PM
Game Duration: 1:56
Attendance: 8,883

Officials: Vladimir Voyaday, Tadi, Michael Seaboda, Josue Nieves

Southeastern La. - 58

Record: 0-1

NO. Name	Min	FG	3P	FT	Rebounds	Fouls	TP	AS	TO	ST	Blocks	+	-
		M-A	M-A	M-A	OR DR TOT	PF FO					BS BA		
0 Jeremy Elyzee	F 15:32	1-4	0-1	0-0	0 1 1	5 1	2	0	3	2	0 0	-1	
23 Isaiah Gaines	F 23:16	2-3	0-0	1-3	4 1 5	4 2	5	1	1	0	0 0	-5	
3 Ethan Pickett	G 17:10	1-7	0-2	0-2	0 1 1	3 2	6	2	1	0	0 0	-11	
8 Peter Henschelmeier	G 25:00	1-8	1-7	0-1	0 2 2	1 2	3	3	3	0	0 0	-10	
10 Jaiden Lawrence	G 31:15	5-14	3-8	2-4	1 1 2	4 2	15	1	0	0	0 0	-2	-18
5 Kyle Edison	17:26	2-4	1-3	2-3	1 2 3	2 2	7	2	2	1	0 0	-17	
1 Makhi Myles	15:41	3-4	1-2	3-3	1 1 2	3 2	10	2	1	1	0 0	-8	
4 C.J. Booker	15:50	2-2	1-1	2-2	0 1 1	0 1	7	2	1	0	0 0	-22	
2 Jalen Forrest	17:42	0-4	0-3	3-5	1 2 3	0 3	3	0	1	2	0 0	-26	
6 Ubong Abasi Etim	13:37	0-0	0-0	0-2	0 1 1	2 2	0	1	0	0	0 0	-22	
12 Ahmed Essahly	07:31	0-3	0-1	0-0	0 1 1	1 0	0	0	0	0 0	0 0	-10	
Team					3 1 4	0	0	0	0	0	0		
Totals		18-53	7-28	15-25	11 15 26	24 20	58	14	13	6	0 5	-30	

Major Fouls: NONE

Shooting By Period	1 st	2 nd	3 rd	4 th	OT
FG%	11-30 36.7%	3-15 20.0%	4-10 40%	4-13 30.8%	
3PT%	4-13 30.8%	7-20 35.0%	4-13 30.8%	11-15 73.3%	
FT%	18-53 34.0%	7-28 25.0%	15-25 60.0%		
Dead Ball Rebounds:	2	0	0	0	0

Ole Miss - 88

Record: 1-0

NO. Name	Min	FG	3P	FT	Rebounds	Fouls	TP	AS	TO	ST	Blocks	+	-
		M-A	M-A	M-A	OR DR TOT	PF FO					BS BA		
0 Malik Dia	F 24:51	7-13	0-3	6-7	2 2 4	3 6	20	1	2	2	0 0	0	21
4 James Scott	F 23:14	3-3	0-0	0-0	2 7 9	1 0	6	1	0	0	0 3	25	
2 AJ Storr	G 21:59	5-8	4-5	4-6	1 5 6	4 4	18	4	0	0	0 0	0	21
6 Ilias Kamardine	G 27:01	4-9	1-4	4-5	0 3 3	2 4	13	4	2	2	0 0	0	25
11 Travis Perry	G 19:00	0-5	0-4	2-2	0 3 3	2 1	2	1	0	0	1 0	4	
1 Corey Chest	13:58	1-3	0-0	0-0	2 4 6	3 0	2	1	1	0	1 0	4	
88 Augusto Cassia	12:34	1-2	0-0	0-0	2 2 4	2 1	2	1	0	0	0 0	9	
8 Eduardo Klatke	11:34	1-1	0-0	0-0	0 1 1	0 1	2	2	1	0	0 0	12	
13 Kezza Giffa	15:15	3-3	1-1	5-6	0 0 0	0 5	12	1	1	0	0 0	16	
23 Patton Pinkins	16:08	2-4	1-3	0-0	0 0 0	0 0	5	0	0	0	0 0	14	
3 Koren Johnson	04:46	0-1	0-1	2-2	0 1 1	0 1	2	0	0	1	0 0	-1	
5 Hobert Grayson IV	02:25	1-1	0-0	0-0	0 1 1	0 0	2	0	1	1	0 0	0	
7 Niko Bundalo	02:25	0-0	0-0	0-0	0 0 0	1 0	0	0	0	0	0 0	0	
22 Max Smith	02:25	0-0	0-0	2-2	0 0 0	0 0	2	0	0	0	0 0	0	
31 Zach Day	02:25	0-1	0-1	0-0	0 0 0	0 0	0	0	0	0	0 0	0	
Team					3 3 6	0	0	1					
Totals		28-54	7-22	25-30	12 32 44	20 24	88	16	10	7	5	0	30

Major Fouls: NONE

Biggest lead	SL	OM
	5 (1 st 17:51)	30 (2 nd 2:28)
Best Scoring Run	5 (1 st 17:51)	17 (1 st 2:33)
Lead Changes	3	
Times Tied	0	
Time with Lead	12:48	26:51

Shooting By Period	1 st	2 nd	3 rd	4 th	OT
FG%	14-30 46.7%	4-13 30.8%	13-18 72.2%	14-24 58.3%	
3PT%	3-9 33.3%	12-12 100%	28-54 51.9%	7-22 31.8%	
FT%	25-30 83.3%				
Dead Ball Rebounds:	4	0	0	0	0

GAME 2 • vs. LOUISIANA MONROE • NOV. 7



Official Basketball Box Score - Final
ULM at Ole Miss
11/07/25 The Sandy and John Black Pavilion at Ole Miss, Oxford, Miss.
2025-26 Men's Basketball

Game Time: 6:30 PM
Game Duration: 1:55
Attendance: 8,212

Officials: Job Hartness, Mike Nance, Jason Deering

ULM - 65

Record: 0-2

NO. Name	Min	FG	3P	FT	Rebounds	Fouls	TP	AS	TO	ST	Blocks	+	-
		M-A	M-A	M-A	OR DR TOT	PF FO					BS BA		
22 Renars Sonders	F 28:15	3-5	3-4	2-4	1 2 3	1 2	11	0	1	1	0 1	-16	
1 Dylan Diaz	G 24:24	1-4	0-2	0-0	0 5 5	2 0	2	3	4	0	0 0	-14	
3 Krystian Lewis	G 35:24	5-15	2-7	5-7	0 3 3	1 6	17	3	4	3	0 2	-21	
13 Alex Molodtsov	G 30:52	2-6	2-5	1-2	1 3 4	3 7	7	1	2	1	0 0	-28	
21 MJ Russell	G 33:26	6-19	1-6	2-2	0 4 4	3 1	15	3	1	1	1 3	-16	
14 Przemek Hartman	11:45	1-3	0-1	0-2	0 1 1	3 2	2	0	0	0	0 0	-5	
15 Micah Caster	15:16	1-3	1-3	0-0	0 2 2	0 2	3	1	1	0	0 0	-15	
11 William Ball	07:12	1-1	0-0	0-0	0 2 2	0 0	2	1	1	2	0 0	-1	
23 Alex Huguet Carrasco	12:08	1-2	1-2	0-0	1 3 4	0 0	3	0	0	0	0 0	7	
4 Ajay Tew	01:18	1-1	1-1	0-0	0 0 0	0 0	3	0	0	0	0 0	2	
Team					5 2 7	0	0	1					
Totals		22-59	11-31	10-17	8 27 35	13 20	65	12	15	8	1 6	-21	

Major Fouls: NONE

Ole Miss - 86

Record: 2-0

NO. Name	Min	FG	3P	FT	Rebounds	Fouls	TP	AS	TO	ST	Blocks	+	-
		M-A	M-A	M-A	OR DR TOT	PF FO					BS BA		
0 Malik Dia	F 18:39	5-10	1-2	0-0	0 4 4	3 4	11	0	2	0	0 0	15	
4 James Scott	F 23:49	2-6	0-0	0-2	3 4 7	1 1	4	0	0	1	2 1	8	
2 AJ Storr	G 22:14	5-9	4-6	5-6	1 2 3	1 4	19	2	2	0	0 0	13	
6 Ilias Kamardine	G 24:53	6-9	3-5	0-0	0 1 1	3 1	15	7	3	3	1 0	10	
11 Travis Perry	G 14:10	0-6	0-5	0-0	0 2 2	2 0	0	2	1	0	0 0	19	
1 Corey Chest	15:54	0-1	0-0	0-0	3 6 9	1 0	0	2	3	2	2 0	6	
13 Kezza Giffa	14:52	3-6	2-3	1-2	0 1 1	1 1	9	3	0	0	0 0	13	
88 Augusto Cassia	09:39	2-3	0-1	2-2	0 1 1	5 1	6	1	0	1	0 0	15	
23 Patton Pinkins	14:48	3-5	1-2	1-1	0 0 0	0 1	8	1	0	0	0 0	11	
8 Eduardo Klatke	14:44	2-5	2-4	0-0	0 7 7	2 0	6	2	0	0	0 0	8	
31 Zach Day	07:23	1-2	1-2	0-0	0 0 0	0 1	3	1	0	0	0 0	-7	
5 Hobert Grayson IV	08:07	0-0	0-0	0-0	1 0 1	0 0	0	0	0	0	0 0	-1	
3 Koren Johnson	06:28	1-2	0-1	0-0	0 0 0	0 0	2	0	0	1	0 0	0	
7 Niko Bundalo	02:10	0-0	0-0	0-0	0 0 0	0 0	0	0	0	0	1 0	-3	
22 Max Smith	02:10	1-2	1-2	0-0	0 0 0	0 0	3	0	1	0	0 0	-3	
Team					3 3 6	0	0	0					
Totals		31-66	15-33	9-13	11 32 43	20 13	86	19	13	9	6 1	21	

Major Fouls: NONE

Biggest lead	ULM	OM
	0 (1 st 20:00)	31 (2 nd 8:39)
Best Scoring Run	8 (2 nd 4:18)	12 (1 st 8:38)
Lead Changes	0	
Times Tied	0	
Time with Lead	00:00	38:56

Points from Turnovers	ULM	OM
	17	24
Paint	15	25
Second Chance	7	15
Fast Breaks	19	13
Bench	13	37

GAME 3 • vs. MEMPHIS • NOV. 11



Official Basketball Box Score - Final
Memphis at Ole Miss
11/11/25 The Sandy and John Black Pavilion at Ole Miss, Oxford, Miss.
2025-26 Men's Basketball

Game Time: 8:00 PM
Game Duration: 2:01
Attendance: 8,731

Officials: Don Daly, Steven Anderson, Byron Jarrett

Memphis - 77

Record: 1-1

NO. Name	Min	FG	3P	FT	Rebounds	Fouls	TP	AS	TO	ST	Blocks	+	-
		M-A	M-A	M-A	OR DR TOT	PF FO					BS BA		
11 Aaron Bradshaw	F 20:09	0-1	0-0	1-4	0 1 1	2 3	1	2	1	0	0 1	-2	
31 Thiermo Sylla	F 17:51	1-2	0-0	1-2	1 4 5	5 4	3	1	0	0	2 0	4	
1 Dug McDaniel	G 35:20	5-14	2-4	3-4	1 6 7	3 2	15	7	3	1	0 0	-4	
5 Curtis Givens III	G 30:35	5-14	3-7	3-4	0 2 2	0 2	20	2	0	2	0 1	-7	
23 Sincere Parker	G 23:03	4-8	0-1	2-2	0 4 4	1 1	10	2	1	1	0 0	-3	
2 Zach Davis	14:09	1-2	0-1	0-0	0 2 2	4 0	2	1	1	0	0 0	-3	
3 Ashton Hardaway	23:52	7-11	1-4	1-1	1 2 3	3 1	16	4	1	1	0 0	-6	
15 Julius Theford	11:01	0-3	0-2	2-2	1 1 2	5 1	2	0	0	0	0 0	-32	
0 Quante Berry	14:25	2-4	1-2	0-0	0 0 0	1 0	5	0	0	1	0 0	-7	
10 Simon Majok	09:35	1-1	0-0	1-1	1 0 1	1 1	3	1	0	0	0 0	-11	
Team					3 3 6	0	0	0					
Totals		29-60	7-21	14-20	9 24 33	25 15	77	20	7	6	3 2	-6	

Major Fouls: NONE

Ole Miss - 83

Record: 3-0

NO. Name	Min	FG	3P	FT	Rebounds	Fouls	TP	AS	TO	ST	Blocks	+	-
		M-A	M-A	M-A	OR DR TOT	PF FO					BS BA		
0 Malik Dia	F 29:15	3-9	2-3	5-6	2 4 6	4 5	13	1	2	0	0 0	1	
4 James Scott	F 27:00	1-1	0-0	1-2	1 6 7	0 1	3	2	1	0	0 1	-32	
2 AJ Storr	G 20:22	3-7	0-0	4-4	1 1 2	3 2	10	2	1	0	0 2	-7	</

GAME 5 • vs. AUSTIN PEAY • NOV. 18



Official Basketball Box Score - Final
Austin Peay at Ole Miss
 11/18/25 The Sandy and John Black Pavilion at Ole Miss, Oxford, Miss.
 2025-26 Men's Basketball

Game Time: 7:00 PM
 Game Duration: 1:53
 Attendance: 7,473

Officials: Joe Lindsay, K.B. Burdett Jr., Errol Lewis

Austin Peay - 65

Record: 3-2

NO. Name	Min	FG	3P	FT	Rebounds	Fouls	TP	AS	TO	ST	Blocks	+/-
		M-A	M-A	M-A	OR DR TOT	PF FO					BS BA	
0 Tate McCubbin	F 34:55	1-9	1-7	0-0	1 7 8	3 0 3	1	0	0	0	0	-3
5 Rashad Marshall	F 28:07	6-11	0-0	2-2	6 0 6	2 2 14	0	0	2	2	2	-8
32 Collin Parker	F 32:51	6-13	4-9	2-2	1 7 8	2 3 18	3	2	0	0	0	-5
1 Zyree Collins	G 33:32	6-18	3-10	2-3	1 4 5	4 1 17	6	5	3	0	1	-4
12 Anton Brookshire	G 11:38	1-4	0-2	0-0	0 2 2	1 0 2	1	1	2	0	1	-13
20 Quan Lax	14:38	2-5	0-1	0-0	0 1 1	2 0 4	1	1	0	1	0	-6
7 Creighton Morisch	11:07	1-2	0-0	0 0	2 0 2	1 1 2	0	2	0	0	0	0
23 Ja'Corey Robinson	12:04	1-3	0-0	0-0	0 3 3	0 0 2	1	1	0	0	0	-7
3 Matt Enright	16:36	1-4	1-3	0-0	2 1 3	1 1 3	2	0	0	0	0	9
24 Hansel Emmanuel	02:15	0-1	0-0	0 0	1 0 1	0 0 0	0	0	0	0	0	-1
2 Tyler Wagner	00:47	0-0	0-0	0 0	0 0 0	0 0 0	0	0	1	0	0	1
10 Terrell Gaines	00:47	0-0	0-0	0 0	0 0 0	1 0 1	0	0	1	0	0	1
22 Travis Toran	00:47	0-0	0-0	0 0	0 1 1	0 0 0	0	0	0	0	1	0
Team					1 3 4	0 0	0	0	0	0	0	
Totals		25-70	9-33	6-7	17 26 43	18 11 65	15	12	9	3	5	-7

Major Fouls: NONE

Ole Miss - 72

Record: 5-0

NO. Name	Min	FG	3P	FT	Rebounds	Fouls	TP	AS	TO	ST	Blocks	+/-
		M-A	M-A	M-A	OR DR TOT	PF FO					BS BA	
0 Malik Dia	F 28:45	7-14	1-3	3-4	1 6 7	3 3 18	2	2	1	1	1	14
4 James Scott	F 24:14	3-6	0-0	0-2	3 3 6	0 1 8	1	0	1	3	1	8
2 AJ Storr	G 29:29	3-9	1-3	4-6	0 3 3	3 4 11	3	1	0	1	0	15
6 Ilias Kamardine	G 37:28	5-11	2-5	3-3	1 6 7	1 5 15	7	4	1	0	0	12
13 Kezza Giffa	G 14:09	0-3	0-2	2-2	0 3 3	0 1 2	0	3	2	0	0	-10
88 Augusto Cassia	11:04	1-3	0-1	0-0	0 1 1	2 1 2	1	0	1	0	0	-4
1 Corey Chest	09:39	1-2	0-0	1-1	2 0 2	1 1 3	0	1	0	0	0	-7
11 Travis Perry	16:01	1-7	1-7	0-0	1 0 1	0 0 3	2	0	2	0	1	3
23 Patton Pinkins	19:01	3-5	2-2	0-0	2 1 3	0 0 8	2	0	0	0	0	8
8 Eduardo Klatke	10:10	1-2	0-1	2-3	0 1 1	1 2 4	0	0	1	0	0	-4
Team					4 4 8	0 0	0	0	0	0	0	
Totals		25-61	7-24	15-21	14 28 42	11 18 72	18	11	9	5	3	7

Major Fouls: NONE

	AP	OM
Biggest lead	0 (1 st 20:00)	17 (2 nd 15:03)
Best Scoring Run	14 (2 nd 8:25)	10 (2 nd 3:10)
Lead Changes	0	
Times Tied	1	
Time with Lead	00:00	38:45

Points from	AP	OM
Turnovers	16	8
Paint	30	28
Second Chance	16	18
Fast Breaks	12	8
Bench	11	20

Period by Period Scoring	1st	2nd	TOT
AP	23	42	65
OM	31	41	72

GAME 6 • vs. IOWA • NOV. 25



Official Basketball Box Score - Final
Ole Miss at Iowa
 11/25/25 Acrisure Arena, Palm Desert
 2025-26 Men's Basketball

Game Time: 6:30 PM
 Game Duration: 2:00

Officials: Kipp Kissinger, Brooks Wells, Todd Austin

Ole Miss - 69

Record: 5-1

NO. Name	Min	FG	3P	FT	Rebounds	Fouls	TP	AS	TO	ST	Blocks	+/-
		M-A	M-A	M-A	OR DR TOT	PF FO					BS BA	
0 Malik Dia	F 16:15	1-6	0-1	0-0	0 2 2	1 0 2	1	2	0	2	0	-13
4 James Scott	F 26:18	3-5	0-0	0-0	2 6 8	1 0 6	6	1	2	0	2	0
2 AJ Storr	G 31:08	6-10	2-4	6-10	1 4 5	4 6 22	2	2	0	0	1	-2
6 Ilias Kamardine	G 36:31	5-12	0-4	2-2	1 0 1	3 2 12	4	5	2	2	0	-4
13 Kezza Giffa	G 27:57	3-6	2-4	5-6	1 1 2	4 6 13	0	0	0	0	0	-5
88 Augusto Cassia	13:49	1-3	0-1	0-0	1 1 2	3 1 2	0	0	0	0	1	11
11 Travis Perry	10:33	0-1	0-0	0-0	2 2 2	2 0 0	0	0	0	0	0	-4
23 Patton Pinkins	07:31	2-3	1-2	0-0	0 0 0	0 0 1	5	0	0	0	0	3
1 Corey Chest	07:30	1-1	0-0	0-0	0 0 0	1 2 2	0	0	0	0	0	-5
8 Eduardo Klatke	20:28	1-2	1-1	2-2	0 5 5	0 2 5	1	1	1	0	0	-6
Team					0 2 2	0 0	0	1	1	0	0	
Totals		23-49	6-17	17-20	6 23 29	20 19 69	9	13	2	7	1	-5

Major Fouls: NONE

Iowa - 74

Record: 6-0

NO. Name	Min	FG	3P	FT	Rebounds	Fouls	TP	AS	TO	ST	Blocks	+/-
		M-A	M-A	M-A	OR DR TOT	PF FO					BS BA	
3 Cam Manyawu	F 15:56	2-4	0-0	2-2	2 2 4	4 1 6	1	0	2	0	2	5
8 Cooper Koch	F 34:38	5-7	1-3	3-4	4 6 10	4 4 14	1	2	1	0	0	8
6 Tavion Banks	G 22:40	1-5	0-2	5-7	1 0 1	2 4 7	0	0	2	0	2	8
11 Kael Combs	G 37:40	3-6	0-2	1-2	0 2 2	2 2 4	7	2	0	0	1	7
14 Bennett Stirtz	G 40:00	9-20	6-8	5-6	0 3 3	3 6 29	2	1	0	0	0	5
7 Alvaro Folgueiras	21:01	2-7	1-3	2-2	0 2 2	2 2 7	2	0	0	1	2	3
23 Isiah Howard	12:49	2-6	0-3	0-1	2 2 4	1 1 4	0	1	0	0	0	-5
24 Tate Sage	03:59	0-0	0-0	0-0	0 0 0	0 0 0	0	0	0	0	0	-1
27 Trevin Jirak	03:03	0-0	0-0	0-0	0 0 0	0 0 0	0	1	2	0	0	-6
15 Brendan Hausen	08:14	0-1	0-1	0-0	0 0 0	1 1 0	0	0	0	0	0	1
Team					2 2 4	0 0	0	1	1	0	0	
Totals		24-56	8-22	18-24	11 19 30	19 20 74	9	7	5	1	7	5

Major Fouls: NONE

	MISS	IOWA
Biggest lead	4 (1 st 5:07)	8 (2 nd 1:56)
Best Scoring Run	7 (2 nd 18:36)	9 (1 st 2:39)
Lead Changes	10	
Times Tied	9	
Time with Lead	03:13	31:08

Points from	MISS	IOWA
Turnovers	8	13
Paint	26	28
Second Chance	11	18
Fast Breaks	4	0
Bench	14	11

Period by Period Scoring	1st	2nd	TOT
MISS	31	38	69
IOWA	31	43	74

GAME 7 • vs. UTAH • NOV. 26



Official Basketball Box Score - Final
Utah at Ole Miss
 11/26/25 Acrisure Arena, Palm Desert
 2025-26 Men's Basketball

Game Time: 9:00 PM
 Game Duration: 2:00

Officials: Bill Vnovich, Deldre Carr, Todd Austin

Utah - 75

Record: 6-2

NO. Name	Min	FG	3P	FT	Rebounds	Fouls	TP	AS	TO	ST	Blocks	+/-
		M-A	M-A	M-A	OR DR TOT	PF FO					BS BA	
0 Seydou Traore	F 23:36	2-4	0-0	2-2	0 1 1	5 1 6	2	4	2	0	0	0
7 Josh Hayes	F 16:58	3-4	0-0	4-4	1 2 3	1 2 10	1	0	0	2	0	3
8 Keauru Dawes	F 25:17	3-4	0-1	0-2	1 4 5	2 4 6	3	1	1	0	0	3
2 Terrence Brown	G 28:57	3-11	2-4	6-8	0 1 1	1 5 14	4	3	0	0	0	1
3 Don McHenry	G 35:18	10-15	5-6	2-2	0 2 2	0 2 27	3	2	2	0	1	0
6 Jacob Patrick	17:00	1-4	1-3	0-0	0 0 0	3 0 3	0	0	0	0	1	-2
21 Obomate Abbey	15:49	0-4	0-0	0 0	1 0 1	1 0 0	1	0	0	1	0	-4
13 Kendyl Sanders	22:52	3-7	2-4	1-2	2 6 8	3 3 9	2	0	0	0	2	-6
32 James Okonkwo	14:13	0-0	0-0	0-0	2 2 4	1 1 0	0	1	1	0	0	0
Team					1 1 2	0 0	0	2	0	0	0	
Totals		25-53	10-19	15-20	10 17 27	17 18 75	16	13	6	2	6	1

Major Fouls: NONE

Ole Miss - 74

Record: 5-2

NO. Name	Min	FG	3P	FT	Rebounds	Fouls	TP	AS	TO	ST	Blocks	+/-
		M-A	M-A	M-A	OR DR TOT	PF FO					BS BA	
0 Malik Dia	F 25:58	5-9	0-1	7-9	4 5 9	1 7 17	1	3	1	3	0	-4
4 James Scott	F 23:08	4-5	0-0	1-2	3 2 5	1 1 9	1	0	2	0	0	-16
2 AJ Storr	G 26:32	5-10	0-1	0-0	0 3 3	2 1 10	2	0	0	0	0	-2
6 Ilias Kamardine	G 33:38	5-7	1-2	4-4	0 2 2	3 4 16	3	2	1	1	0	-8
13 Kezza Giffa	G 12:39	0-3	0-0	0 0	0 0 0	0 0 2	1	0	0	1	0	-5
11 Travis Perry	16:00	1-6	1-4	0-0	0 1 1	0 0 3	2	0	0	0	0	0
23 Patton Pinkins	27:49	5-9	2-4	2-2	0 1 1	1 3 14	1	0	0	0	0	8
88 Augusto Cassia	09:32	1-1	0-0	0-0	0 0 0	3 0 2	0	1	0	1	0	6
1 Corey Chest	09:12	2-4	0-0	0 0	2 2 4	2 0 4	0	0	0	0	1	8
8 Eduardo Klatke	13:50	0-2	0-2	0-0	1 2 3	2 1 0	0	3	1	1	0	6
3 Koren Johnson	01:42	0-0	0-0	0-0	0 0 0	0 0 0	0	0	0	0	0	-4
Team					0 2 2	0 0	0	2	0	0	0	
Totals		28-56	4-14	14-17	10 20 30	18 17 74	15	11	5	6	2	-1

Major Fouls: Dia (F1) 2nd 18:57

	Utah	OLEMIS
Biggest lead	14 (2 nd 16:13)	4 (1 st 12:04)
Best Scoring Run	8 (2 nd 16:13)	7 (2 nd 3:38)
Lead Changes	7	
Times Tied	10	
Time with Lead	23:21	10:48

Points from	Utah	OLEMIS
Turnovers	12	9
Paint	26	40
Second Chance	4	11
Fast Breaks	8	5
Bench	12	23

GAME 9 • at ST. JOHN'S • DEC. 6



Official Basketball Box Score - Final
Ole Miss at St. John's (NY)
12/06/25 Madison Square Garden, New York
2025-26 Men's Basketball

Game Time: 8:00 PM
Game Duration: 2:11
Attendance: 14,799

Officials: Brian O'Connell, Matt Potter, Doug Whiss

Ole Miss - 58

Record: 5-4

NO. Name	Min	FG	3P	FT	Rebounds	Fouls	TP	AS	TO	ST	Blocks	+	-
		M-A	M-A	M-A	OR DR TOT	PF PD					BS BA		
4 James Scott	F 09:15	0-0	0-0	2-2	0 1 1 2 2	2 0	2	0	2	0	0	0	-5
88 Augusto Cassia	F 08:18	0-0	0-0	0-0	0 1 1 2 0	0 0	1	0	0	0	0	0	-6
2 AJ Storr	G 15:04	0-6	0-2	2-4	0 1 1 2 2	2 0	3	0	0	1	0	1	-10
6 Ilias Kamardine	G 32:53	6-19	2-5	2-2	1 2 3 1 2	16 2	4	0	0	3	0	3	-5
11 Travis Perry	G 09:42	0-2	0-2	0-0	0 0 0 2 0	0 0	0	0	0	0	0	0	-4
1 Corey Chest	24:32	3-3	0-0	0-0	4 6 10 5 0	6 2	1	1	1	1	0	0	-4
5 Hobert Grayson IV	08:59	0-2	0-0	1-2	0 0 0 1 1	1 1	1	0	1	0	1	0	-7
31 Zach Day	06:02	0-0	0-0	0-0	1 1 2 1 0	0 0	0	0	0	0	0	0	-4
8 Eduardo Klatke	07:20	0-0	0-0	1-2	0 1 1 2 1	1 0	0	0	0	0	0	0	-4
13 Kezza Giffa	23:44	3-9	0-3	4-4	0 1 1 4 3	10 2	1	7	0	0	1	1	-6
23 Patton Pinkins	09:15	0-2	0-2	0-0	0 1 1 0 1	0 0	1	0	0	0	0	0	-2
0 Malik Dia	27:11	7-13	0-1	4-4	3 7 10 1 5	16 1	3	1	2	3	2	2	-2
3 Koren Johnson	17:45	1-5	0-1	0-0	0 1 1 3 1	2 1	2	1	0	1	1	1	16
Team					4 0 4 0 0	0 2							
Totals		20-55	12-16	16-20	13 23 36 26 18	58 9	20	11	3	10	5		

Shooting By Period	1 st	2 nd	3 rd	4 th	OT
FG%	10-26 38.5%				
3PT%	1-7 14.3%				
FT%	4-8 50%				
GM FG%	10-29 34.5%				
3PT%	1-9 11.1%				
FT%	12-12 100%				
GM FG%	20-55 36.4%				
3PT%	2-16 12.5%				
FT%	16-20 80.0%				

Dead Ball Rebounds: 3.1

St. John's (NY) - 63

Record: 5-3

NO. Name	Min	FG	3P	FT	Rebounds	Fouls	TP	AS	TO	ST	Blocks	+	-
		M-A	M-A	M-A	OR DR TOT	PF PD					BS BA		
23 Bryce Hopkins	F 23:06	3-6	0-1	2-3	2 4 6 2 3	8 2	3	0	1	0	0	0	-4
24 Zubey Ejfor	F 34:20	3-8	0-2	9-11	6 3 9 2 10	15 0	3	3	8	1	8	1	8
0 Dylan Darling	G 24:01	1-5	0-2	5-6	1 1 2 3 4	7 2	2	1	0	1	0	1	-3
3 Joson Sanon	G 18:35	1-3	1-3	4-6	0 2 2 4 3	7 1	3	2	0	0	0	0	11
4 Ozyah Sellers	G 39:17	2-8	1-5	2-3	1 3 4 2 2	7 2	3	2	0	0	0	4	4
1 Dillon Mitchell	23:19	3-3	0-0	1-4	3 4 7 1 3	7 1	2	3	0	0	0	5	5
11 Ian Jackson	19:04	2-11	1-6	2-2	0 2 2 0 1	7 0	0	0	1	0	0	0	-4
17 Ruben Prey	05:40	1-1	0-0	0-0	1 0 1 2 0	2 0	0	0	1	0	0	0	-3
2 Sadiku Ibne Ayo	08:17	1-3	1-1	0-0	0 1 1 1 0	3 0	0	1	1	0	0	0	-3
31 Letteris Liotopoulos	02:21	0-2	0-2	0-0	0 1 1 0 0	0 0	1	0	0	0	0	0	2
6 Casper Pohio	02:00	0-0	0-0	0-0	0 0 0 1 0	0 0	1	0	0	0	0	0	1
Team					1 2 3 0 0	0 1							
Totals		17-50	4-22	25-35	15 23 38 18 26	63 8	20	13	10	3	5		

Major Fouls: NONE

	MISS	SJU
Biggest lead	3 (1 st 14:53)	15 (1 st 4:42)
Best Scoring Run	10 (2 nd 5:09)	8 (1 st 12:49)
Lead Changes	2	
Times Tied	2	
Time with Lead	01:14	35:43

Points from	MISS	SJU
Turnovers	11	20
Paint	34	24
Second Chance	10	18
Fast Breaks	0	13
Bench	38	19

Period by Period Scoring	1st	2nd	TOT
MISS	25	33	58
SJU	33	30	63

GAME 10 • vs. SOUTHERN MISS • DEC. 13



Official Basketball Box Score - Final
Southern Miss. at Ole Miss
12/13/25 Mississippi Coast Coliseum, Biloxi
2025-26 Men's Basketball

Game Time: 2:00 PM
Game Duration: 2:04

Officials: Mike Nance, Patrick Evans, John Johnson

Southern Miss. - 67

Record: 6-5

NO. Name	Min	FG	3P	FT	Rebounds	Fouls	TP	AS	TO	ST	Blocks	+	-
		M-A	M-A	M-A	OR DR TOT	PF PD					BS BA		
4 Tylik Weeks	F 37:44	8-19	0-2	2-5	4 6 10 2 7	18 4	3	1	0	3	1	1	1
15 Djah Binet	F 31:21	3-4	0-0	3-4	3 3 6 3 4	9 0	0	1	1	0	0	3	1
0 Curt Lewis	G 35:18	1-6	1-5	3-4	0 3 3 3 2	6 1	0	1	1	0	0	7	1
10 Isaac Taveras	G 29:07	9-13	0-1	2-3	0 7 7 4 4	20 2	2	1	0	1	0	1	7
13 Dylan Brumfield	G 36:28	2-5	1-1	3-4	0 2 2 4 2	8 3	3	0	0	0	0	-3	7
22 Tegra Izay	08:20	0-0	0-0	0-0	0 1 1 1 0	0 0	0	0	0	0	0	0	-7
6 Robert Cowherd	02:44	0-1	0-1	0-0	0 0 0 1 0	0 0	2	0	0	0	0	0	-4
3 Chiente Tramble	03:51	2-3	2-3	0-0	0 0 0 3 0	6 0	2	0	0	0	0	0	-1
2 Brewer Carruth	12:32	0-2	0-2	0-0	0 1 1 0 0	0 0	0	0	0	0	0	0	-17
7 Fallou Diagne	02:35	0-1	0-1	0-0	0 0 0 0 0	0 0	1	0	0	0	0	0	-6
Team					2 1 3 0 0	0 1							
Totals		25-54	4-16	13-20	9 24 33 21 19	67 10	14	4	1	4	4		

Shooting By Period	1 st	2 nd	3 rd	4 th	OT
FG%	12-27 44.4%				
3PT%	2-9 22.2%				
FT%	3-7 42.9%				
GM FG%	13-27 48.1%				
3PT%	2-7 28.6%				
FT%	10-13 76.9%				
GM FG%	25-54 46.3%				
3PT%	4-16 25.0%				
FT%	13-20 65.0%				

Dead Ball Rebounds: 3.0

Ole Miss - 71

Record: 6-4

NO. Name	Min	FG	3P	FT	Rebounds	Fouls	TP	AS	TO	ST	Blocks	+	-
		M-A	M-A	M-A	OR DR TOT	PF PD					BS BA		
0 Malik Dia	F 25:08	4-7	0-0	3-5	0 6 6 4 4	11 1	0	0	0	0	0	0	4
1 Corey Chest	F 13:04	0-1	0-0	0-2	0 0 0 2 1	0 1	0	1	2	0	3	0	9
2 AJ Storr	G 35:57	8-12	1-4	4-5	3 1 4 3 3	21 1	4	2	0	0	0	9	9
6 Ilias Kamardine	G 33:16	1-7	0-2	2-3	1 5 6 2 2	4 2	0	0	0	0	0	-1	1
11 Travis Perry	G 13:20	2-4	2-4	0-0	0 1 1 2 1	6 0	0	0	0	0	0	0	-1
4 James Scott	05:41	0-0	0-0	0-0	0 3 3 0 0	0 0	1	0	1	0	0	4	4
13 Kezza Giffa	27:24	4-6	1-3	4-4	0 2 2 2 5	13 2	1	3	0	0	0	0	0
88 Augusto Cassia	14:25	1-1	0-0	0-0	0 1 1 0 0	2 0	0	0	1	1	0	0	-4
31 Zach Day	02:42	0-2	0-2	0-0	0 0 0 1 0	0 0	0	0	0	0	0	0	-5
3 Koren Johnson	04:47	0-1	0-0	2-2	0 0 0 1 1	2 2	0	0	1	0	0	0	4
23 Patton Pinkins	21:35	4-8	1-2	3-5	0 3 3 2 4	12 1	0	1	0	1	0	1	8
8 Eduardo Klatke	02:41	0-0	0-0	0-0	0 0 0 0 0	0 0	0	1	1	0	0	0	-3
Team					0 2 2 0 0	0 1							
Totals		24-49	5-17	18-26	4 24 28 19 21	71 10	18	10	4	1	4		

Major Fouls: NONE

	USM	UM
Biggest lead	5 (2 nd 13:42)	10 (1 st 6:37)
Best Scoring Run	9 (2 nd 19:52)	8 (2 nd 7:18)
Lead Changes	9	
Times Tied	8	
Time with Lead	06:06	29:25

Points from	USM	UM
Turnovers	12	17
Paint	34	30
Second Chance	10	7
Fast Breaks	19	22
Bench	6	29

Period by Period Scoring	1st	2nd	TOT
USM	29	38	67
UM	31	40	71

GAME 11 • vs. ALABAMA A&M • DEC. 17



Official Basketball Box Score - Final
Alabama A&M at Ole Miss
12/17/25 Gateway Bank Arena, Tupelo, Miss.
2025-26 Men's Basketball

Game Time: 7:00 PM
Game Duration: 2:23
Attendance: 2,317

Officials: Joe Lindsay, Josue Nieves, Hunter Allen

Alabama A&M - 66

Record: 6-5

NO. Name	Min	FG	3P	FT	Rebounds	Fouls	TP	AS	TO	ST	Blocks	+	-
		M-A	M-A	M-A	OR DR TOT	PF PD					BS BA		
13 Angok Anyang	F 21:07	1-1	0-0	0-0	1 1 2 4 0	2 0	1	1	0	0	0	0	-7
30 James Pilgim	F 13:01	0-1	0-1	1-2	0 2 2 2 1	1 0	1	0	1	0	0	0	-19
00 Kintavious Dozier	G 34:05	6-13	3-3	0-0	0 5 5 2 2	15 0	2	1	0	0	0	0	-16
1 Koron Davis	G 35:58	5-16	2-6	2-2	1 2 3 3 3	14 2	3	0	0	0	0	0	-12
3 Sami Pissis	G 33:51	5-10	3-5	4-8	1 3 4 4 5	17 5	1	0	0	0	0	0	-14
4 Gabe Kinsey	23:34	3-5	1-2	2-2	1 3 4 4 1	9 0	0	0	0	0	0	0	-6
23 Samuel Onu	15:33	1-1	0-0	1-2	0 2 2 3 1	3 1	1	1	0	0	0	0	6
24 Louis Hutchinson	12:18	0-3	0-1	0-0	0 1 1 2 0	0 0	1	0	0	0	0	0	-1
2 Bilal Abdur-Rahman	10:33	1-1	0-0	3-4	0 1 1 0 5	5 1	0	0	0	0	0	0	-1
Team					3 3 6 0 0	0 1							
Totals		22-51	9-18	13-20	7 23 30 24 18	66 9	11	3	1	5	14		

Shooting By Period		
1 st	FG%	11-27 40.7%
	3PT%	5-11 45.5%
	FT%	2-2 100%
2 nd	FG%	11-24 45.8%
	3PT%	4-7 57.1%
	FT%	11-18 61.1%
GM	FG%	22-51 43.1%
	3PT%	9-18 50.0%
	FT%	13-20 65.0%

Dead Ball Rebounds: 4, 0

GAME 13 • vs. ALCORN STATE • DEC. 29



Official Basketball Box Score - Final
Alcorn at Ole Miss
 12/29/25 The Sandy and John Black Pavilion at Ole Miss, Oxford, Miss.
 2025-26 Men's Basketball

Game Time: 7:00 PM
 Game Duration: 1:45
 Attendance: 8,362

Officials: Doug Shous, Vladimir Voyard-Tatal, Michael Swoboda

Alcorn - 43

Record: 1-11

NO. Name	Min	FG	3P	FT	Rebounds	Fouls	TP	AS	TO	ST	Blocks	+
		M-A	M-A	M-A	OR DR TOT	PF FD					BS BA	
7 Nick Woodard	F 27:09	2-11	1-3	0-0	1 4 5	2 0	5	3	3	1	0 0	-20
8 Tylen McDaniels	F 33:46	5-10	2-2	5-6	2 4 6	0 3	17	2	2	4	0 1	-18
0 Shane Lancaster	G 27:31	2-7	0-3	3-5	0 3 3	0 4	7	0	0	1	0 0	-13
1 Jameel Morris	G 31:03	1-8	1-4	2-2	0 1 1	1 1	6	2	3	0	0 1	-23
12 Omar Hamilton	G 25:00	2-8	0-1	1-2	3 2 5	3 4	5	0	1	0	0 1	-14
30 Travis Roberts	18:52	0-4	0-3	0-0	0 0 0	0 0	0	1	1	0	0 0	-31
3 Davian Williams	19:03	2-5	0-1	0-0	0 3 3	1 0	4	0	0	0	0 0	-30
2 Jeremy Ellis	06:14	0-0	0-0	0-0	0 0 0	0 0	0	0	0	0	0 0	-8
4 Bryson Calamese	05:32	0-2	0-0	0-0	0 0 0	2 0	0	0	0	0	0 0	-5
22 Mike Jones	05:50	0-2	0-0	0-0	0 0 0	5 1	0	0	1	0	0 0	-8
Team					2 3 5	0	0	0	0	0	0 0	
Totals		14-57	4-17	11-15	8 20 28	14 13	43	8	11	6	0 5	-36

Major Fouls: NONE

Shooting By Period	1 st	2 nd	3 rd	4 th	OT
1 st FG%	8-31	25.8%			
3PT%	2-8	25.0%			
FT%	7-8	87.5%			
2 nd FG%	6-26	23.1%			
3PT%	2-9	22.2%			
FT%	4-7	57.1%			
GM FG%	14-57	24.6%			
3PT%	4-17	23.5%			
FT%	11-15	73.3%			

Dead Ball Rebounds: 2, 0

Ole Miss - 79

Record: 9-5

NO. Name	Min	FG	3P	FT	Rebounds	Fouls	TP	AS	TO	ST	Blocks	+
		M-A	M-A	M-A	OR DR TOT	PF FD					BS BA	
0 Malik Dia	F 23:10	5-12	0-1	2-2	3 8 11	2 3	12	2	1	2	0 0	23
4 James Scott	F 15:55	6-8	0-0	1-1	5 6 11	2 1	13	0	1	1	1 1	16
2 AJ Storr	G 08:42	1-5	0-2	0-0	0 2 2	1 1	2	0	2	0	0 0	0
6 Ilias Kamardine	G 21:28	2-6	2-4	0-0	0 5 5	1 1	6	3	4	1	0 0	11
11 Travis Perry	G 16:05	1-7	0-6	0-0	0 2 2	1 0	2	1	1	0	0 0	1
1 Corey Chest	15:14	3-3	0-0	0-0	5 5 10	1 0	6	2	0	0	2 0	17
23 Patton Pinkins	26:13	5-7	3-5	0-0	1 1 2	0 1	13	4	0	0	0 0	44
13 Kezza Giffa	26:27	4-7	2-4	4-5	0 1 1	1 7	14	2	3	1	0 0	29
88 Augusto Cassia	07:43	0-1	0-1	0-0	0 3 3	1 0	0	1	1	0	0 0	15
3 Koren Johnson	15:59	2-4	2-3	0-0	0 1 1	1 0	6	3	0	0	1 0	26
8 Eduardo Klafke	12:37	2-3	1-2	0-0	0 2 2	1 0	5	0	1	0	1 0	3
31 Zach Day	04:27	0-1	0-0	1-0	1 0 1	1 0	0	0	0	0	0 0	-1
7 Niko Bundalo	03:33	0-0	0-0	0-0	0 0 0	0 0	0	0	0	0	0 0	0
22 Max Smith	02:27	0-0	0-2	0-0	0 0 0	0 0	0	0	0	0	0 0	-4
Team					1 1 2	0	0	0	0	0	0 0	
Totals		31-66	10-31	7-8	16 37 53	13 14	79	18	13	6	5 0	38

Major Fouls: NONE

	AS	OM
Biggest lead	8 (1 st 17:31)	40 (2 nd 2:28)
Best Scoring Run	9 (1 st 17:31)	19 (1 st 9:27)
Lead Changes	1	1
Times Tied	1	1
Time with Lead	06:38	31:51

Points from	AS	OM
Turnovers	11	14
Paint	16	36
Second Chance	7	13
Fast Breaks	6	13
Bench	4	44

Period by Period Scoring	1st	2nd	TOT
AS	25	18	43
OM	37	42	79

GAME 14 • at OKLAHOMA • JAN. 3



Official Basketball Box Score - Final
Ole Miss at Oklahoma
 01/03/26 Lloyd Noble Center, Norman, Okla.
 2025-26 Men's Basketball

Game Time: 2:30 PM
 Game Duration: 1:58
 Attendance: 7,540

Officials: Jeb Hartness, Byron Jarrett, Josue Neves

Ole Miss - 70

Record: 8-6 (0-1)

NO. Name	Min	FG	3P	FT	Rebounds	Fouls	TP	AS	TO	ST	Blocks	+
		M-A	M-A	M-A	OR DR TOT	PF FD					BS BA	
0 Malik Dia	F 29:09	6-17	3-8	2-3	2 4 6	2 4	17	0	2	0	0 1	-11
4 James Scott	F 12:28	0-2	0-0	0-0	1 1 2	0 0	0	0	0	1	1 2	2
2 AJ Storr	G 23:35	3-14	0-4	2-4	1 1 2	3 2	8	2	1	1	0 3	-21
6 Ilias Kamardine	G 34:06	2-7	1-3	4-6	1 4 5	1 2	9	2	1	3	0 0	-19
13 Kezza Giffa	G 21:02	1-2	1-2	0-0	0 2 2	5 2	3	2	0	0	0 0	3
1 Corey Chest	22:04	1-2	0-0	0-0	1 4 5	2 0	2	1	1	0	1 0	-12
3 Koren Johnson	12:48	1-5	1-2	0-0	0 2 2	2 0	3	2	2	0	0 0	-3
23 Patton Pinkins	30:02	9-11	4-6	3-3	2 1 3	0 3	25	0	0	0	0 0	-13
88 Augusto Cassia	03:33	0-0	0-0	1-2	0 0 0	2 2	1	0	0	0	0 0	-1
8 Eduardo Klafke	04:26	0-1	0-1	2-2	0 0 0	1 1	2	0	0	0	0 0	-4
11 Travis Perry	03:37	0-0	0-0	0-0	0 0 0	0 0	0	0	0	0	0 0	-4
7 Niko Bundalo	03:10	0-0	0-0	0-0	0 0 0	0 0	0	0	0	0	0 0	-3
Team					2 4 6	0	0	0	0	0	0 0	
Totals		23-61	10-26	14-20	10 23 33	18 16	70	9	7	5	2 6	-16

Major Fouls: NONE

Oklahoma - 86

Record: 11-3 (1-0)

NO. Name	Min	FG	3P	FT	Rebounds	Fouls	TP	AS	TO	ST	Blocks	+
		M-A	M-A	M-A	OR DR TOT	PF FD					BS BA	
5 Mohamed Wague	F 28:41	3-5	0-0	4-6	5 10 15	2 3	10	3	2	1	3 1	21
13 Tae Davis	F 29:04	5-8	1-2	4-5	0 3 3	4 5	15	6	0	0	0 0	24
35 Derrion Reid	F 26:12	2-8	1-3	1-2	1 4 5	0 1	6	2	2	0	0 0	4
1 Xzayvier Brown	G 25:13	8-11	4-5	3-3	0 1 1	2 3	23	2	0	0	0 0	12
9 Nijel Pack	G 28:45	7-11	0-3	1-3	2 3 5	2 4	15	2	1	1	0 1	12
12 Jadon Jones	27:38	1-6	1-6	0-0	0 5 5	4 1	3	0	2	2	2 0	16
15 Kirill Elatontsev	05:57	0-1	0-0	0-0	0 1 1	0 1	0	0	0	0	0 0	-7
3 Jeff Nwankwo	04:17	0-0	0-0	0-0	0 0 0	1 0	0	0	0	0	0 0	-4
22 Kuol Atak	22:13	5-10	4-9	0-0	0 2 2	1 0	14	0	0	2	1 0	4
8 Kai Rogers	02:00	0-0	0-0	0-0	0 0 0	0 0	0	0	0	0	0 0	-2
Team					1 2 3	0	0	0	0	0	0 0	
Totals		31-60	11-28	13-19	9 31 40	16 18	86	15	7	6	6 2	16

Major Fouls: NONE

	MISS	OU
Biggest lead	4 (1 st 14:14)	16 (2 nd 2:26)
Best Scoring Run	6 (1 st 3:22)	11 (1 st 6:54)
Lead Changes	13	3
Times Tied	4	2
Time with Lead	05:27	32:17

Game Notes: Est. Att. 5,954 •

Points from	MISS	OU
Turnovers	10	8
Paint	18	36
Second Chance	11	14
Fast Breaks	5	2
Bench	33	17

Period by Period Scoring	1st	2nd	TOT
MISS	41	29	70
OU	43	43	86

GAME 15 • vs. ARKANSAS • JAN. 7



Official Basketball Box Score - Final
Arkansas at Ole Miss
 01/07/26 The Sandy and John Black Pavilion at Ole Miss, Oxford, Miss.
 2025-26 Men's Basketball

Game Time: 8:00 PM
 Game Duration: 2:00
 Attendance: 8,012

Officials: Owen Shortt, Vladimir Voyard-Tatal, Todd Austin

Arkansas - 94

Record: 12-3 (2-0)

NO. Name	Min	FG	3P	FT	Rebounds	Fouls	TP	AS	TO	ST	Blocks	+
		M-A	M-A	M-A	OR DR TOT	PF FD					BS BA	
7 Trevon Brazile	F 31:10	5-6	4-5	4-7	1 5 6	3 5	18	1	0	1	0 0	4
11 Karter Knox	F 30:04	4-8	2-5	0-0	2 4 6	3 0	10	2	2	1	1 1	-8
23 Nick Pringle	F 21:12	2-3	0-0	2-2	3 2 5	3 2	6	0	2	1	0 1	-15
5 Darius Acuff Jr.	G 33:13	7-18	1-4	11-12	0 0 0	2 7	26	9	3	2	1 1	3
21 D.J. Wagner	G 21:00	1-5	0-3	1-1	0 2 2	1 1	3	4	1	0	0 0	4
1 Meleek Thomas	24:13	5-12	2-6	1-2	0 1 1	1 2	13	2	2	2	0 2	9
12 Malique Ewin	15:09	2-3	0-0	1-4	1 1 2	1 3	5	0	1	0	0 0	21
24 Billy Richmond III	23:59	5-5	1-1	2-2	3 3 6	2 2	13	1	0	0	0 0	17
Team					4 5 9	0	0	0	0	0	0 0	
Totals		31-60	10-24	22-30	14 23 37	16 22	94	19	11	7	2 5	7

Major Fouls: NONE

Shooting By Period	1 st	2 nd	3 rd	4 th	OT
1 st FG%	17-31	54.8%			
3PT%	5-11	45.5%			
FT%	3-4	75%			
2 nd FG%	14-29	48.3%			
3PT%	5-13	38.5%			
FT%	19-26	73.1%			
GM FG%	31-60	51.7%			
3PT%	10-24	41.7%			
FT%	22-30	73.3%			

Dead Ball Rebounds: 2, 0

Ole Miss - 87

Record: 8-7 (0-2)

NO. Name	Min	FG	3P	FT	Rebounds	Fouls	TP	AS	TO	ST	Blocks	+
		M-A	M-A	M-A	OR DR TOT	PF FD					BS BA	
0 Malik Dia	F 26:49	6-11	0-2	4-6	2 4 6	4 4	16	1	2	2	2 1	-14
4 James Scott	F 24:03	3-3	0-0	0-0	1 2 3	3 0	6	2	1	0	1 0	-1
6 Ilias Kamardine	G 25:49	6-12	2-6	2-2	2 2 4	1 3	16	4	4	3	0 1	-12
8 Eduardo Klafke	G 18:47	4-5	1-2	2-2	1 0 1	2 2	11	3	1	2	1 0	6

GAME 17 • at GEORGIA • JAN. 14

GAME 18 • at MISSISSIPPI STATE • JAN. 17

GAME 19 • vs. AUBURN • JAN. 20

GAME 20 • at KENTUCKY • JAN. 24

CAREER HIGHS

0 MALIK DIA | Sr. • F • 6-9 • 250

Points: 32, vs. Drake (1/7/24)
 Rebounds: 19, at Alabama (1/14/25)
 Assists: 5, vs. Indiana St. (1/31/24)
 Steals: 3, 5x, MR: vs. Auburn (3/14/25)
 Blocks: 3, 8x, MR: vs. Utah (11/26/25)
 Field Goals: 11, at Alabama (1/14/25)
 Free Throws: 8, at Valparaiso (2/10/24)
 Three Pointers: 5, vs. Drake (1/7/24)

3 KOREN JOHNSON | Jr. • G • 6-1 • 180

Points: 30, vs. Stanford (2/15/24)
 Rebounds: 6, at Arizona (2/24/24)
 Assists: 7, 2x, MR: at Arizona St. (2/22/24)
 Steals: 5, vs. Oregon St. (2/18/23)
 Blocks: 2, 4x, MR: at Seattle U (12/17/23)
 Field Goals: 12, vs. Stanford (2/15/24)
 Free Throws: 9, at Washington St. (3/7/24)
 Three Pointers: 6, vs. Stanford (2/15/24)

6 ILIAS KAMARDINE | Sr. • G • 6-5 • 185

Points: 26, vs. Memphis (11/11/25)
 Rebounds: 7, vs. Austin Peay (11/18/25)
 Assists: 8, vs. Alabama A&M (12/17/25)
 Steals: 3, 3x, MR: vs. Arkansas (1/7/26)
 Blocks: 2, 2x, MR: vs. Miami (12/2/25)
 Field Goals: 11, vs. Memphis (11/11/25)
 Free Throws: 4, 3x, MR: at Oklahoma (1/3/26)
 Three Pointers: 3, 2x, MR: vs. Memphis (11/11/25)

10 TYLIS JORDAN | Fr. • F • 6-9 • 215

Points: --
 Rebounds: --
 Assists: --
 Steals: --
 Blocks: --
 Field Goals: --
 Free Throws: --
 Three Pointers: --

22 MAX SMITH | Sr. • G • 6-1 • 180

Points: 3, 2x, MR: vs. NC State (12/21/25)
 Rebounds: 1, vs. LA Monroe (11/7/25)
 Assists: --
 Steals: 1, vs. SE Louisiana (11/3/25)
 Blocks: --
 Field Goals: 1, 2x, MR: vs. NC State (12/21/25)
 Free Throws: 2, vs. SE Louisiana (11/3/25)
 Three Pointers: 1, 2x, MR: vs. NC State (12/21/25)

1 COREY CHEST | So. • F • 6-8 • 220

Points: 13, vs. Stetson (12/17/24)
 Rebounds: 18, at Alabama (1/25/25)
 Assists: 3, vs. Mississippi Valley St. (12/29/24)
 Steals: 3, vs. UCF (11/24/24)
 Blocks: 5, vs. Northwestern St. (11/29/24)
 Field Goals: 6, 3x, MR: vs. New Orleans (12/22/24)
 Free Throws: 4, 2x, MR: at Alabama (1/25/25)
 Three Pointers: --

4 JAMES SCOTT | Jr. • F • 6-10 • 225

Points: 16, at SMU (1/21/25)
 Rebounds: 11, 3x, MR: vs. Alcorn State (12/29/25)
 Assists: 4, 2x, MR: vs. California (3/5/25)
 Steals: 4, vs. Pittsburgh (3/1/25)
 Blocks: 5, 2x, MR: vs. Winthrop (11/22/24)
 Field Goals: 7, 2x, MR: at SMU (1/21/25)
 Free Throws: 4, 2x, MR: at Notre Dame (2/16/25)
 Three Pointers: 1, at SMU (1/21/25)

7 NIKO BUNDALO | Fr. • F • 6-10 • 215

Points: --
 Rebounds: 2, vs. NC State (12/21/25)
 Assists: --
 Steals: 1, vs. NC State (12/21/25)
 Blocks: 1, vs. LA Monroe (11/7/25)
 Field Goals: --
 Free Throws: --
 Three Pointers: --

11 TRAVIS PERRY | So. • G • 6-1 • 185

Points: 21, vs. NC State (12/21/25)
 Rebounds: 4, vs. Alabama (3/14/25)
 Assists: 3, at Texas (2/15/25)
 Steals: 4, 2x, MR: vs. NC State (12/21/25)
 Blocks: 2, vs. CSU Bakersfield (11/14/25)
 Field Goals: 7, vs. NC State (12/21/25)
 Free Throws: 6, vs. Alabama (3/14/25)
 Three Pointers: 5, vs. NC State (12/21/25)

23 PATTON PINKINS | Fr. • G • 6-5 • 200

Points: 25, at Oklahoma (1/3/26)
 Rebounds: 3, 5x, MR: vs. Arkansas (1/7/26)
 Assists: 4, vs. Alcorn State (12/29/25)
 Steals: 1, 2x, MR: vs. Southern Miss (12/13/25)
 Blocks: 1, 3x, MR: at Oklahoma (1/3/26)
 Field Goals: 9, at Oklahoma (1/3/26)
 Free Throws: 5, 2x, MR: vs. Arkansas (1/7/26)
 Three Pointers: 4, at Oklahoma (1/3/26)

88 AUGUSTO CASSIÁ | Jr. • F • 6-8 • 225

Points: 16, vs. Western Michigan (11/11/24)
 Rebounds: 5, vs. Merrimack (11/22/24)
 Assists: 4, vs. North Dakota St. (12/10/24)
 Steals: 2, vs. Miami (12/2/25)
 Blocks: 3, vs. Western Michigan (11/11/24)
 Field Goals: 4, 2x, MR: vs. Western Michigan (11/11/24)
 Free Throws: 8, vs. Western Michigan (11/11/24)
 Three Pointers: 2, at Houston (12/7/24)

2 AJ STORR | Sr. • G • 6-5 • 205

Points: 30, vs. Northwestern (3/15/24)
 Rebounds: 12, 2x, MR: vs. Ohio St. (2/13/24)
 Assists: 5, vs. Georgetown (1/29/23)
 Steals: 4, vs. Georgetown (1/29/23)
 Blocks: 2, vs. Seton Hall (2/1/23)
 Field Goals: 11, 2x, MR: at Nebraska (2/1/24)
 Free Throws: 8, 3x, MR: vs. Iowa (11/25/25)
 Three Pointers: 5, at Nebraska (2/1/24)

5 HOBERT GRAYSON IV | Sr. • G • 6-4 • 205

Points: 33, vs. Champion Chris. (11/30/24)
 Rebounds: 20, at Southwestern Okla. (2/6/25)
 Assists: 9, at Arkansas Tech (2/15/25)
 Steals: 7, at Southern Ark. (2/27/25)
 Blocks: 2, at Harding (12/19/24)
 Field Goals: 13, vs. Champion Chris. (11/30/24)
 Free Throws: 9, 3x, MR: vs. Arkansas Tech (1/4/25)
 Three Pointers: 3, 3x, MR: vs. Champion Chris. (11/30/24)

8 EDUARDO KLAFKE | So. • G • 6-5 • 200

Points: 11, vs. Arkansas (1/7/26)
 Rebounds: 7, vs. Louisiana Monroe (11/7/25)
 Assists: 3, 3x, MR: vs. Arkansas (1/7/26)
 Steals: 2, 5x, MR: vs. Arkansas (1/7/26)
 Blocks: 2, 3x, MR: at Vanderbilt (2/22/25)
 Field Goals: 4, vs. Arkansas (1/7/26)
 Free Throws: 4, vs. NC State (12/21/25)
 Three Pointers: 2, 4x, MR: vs. ULM (11/7/25)

13 KEZZA GIFFA | Sr. • G • 6-1 • 175

Points: 37, at Winthrop (1/27/24)
 Rebounds: 6, vs. Old Dominion (11/25/24)
 Assists: 9, vs. St. Andrews (11/6/23)
 Steals: 7, vs. St. John's (12/6/25)
 Blocks: 1, 5x, MR: vs. Missouri St. (11/24/24)
 Field Goals: 11, at Winthrop (1/27/24)
 Free Throws: 22, vs. Presbyterian (2/3/24)
 Three Pointers: 4, 2x, MR: vs. Seattle U (3/27/24)

31 ZACH DAY | Fr. • G • 6-5 • 195

Points: 6, vs. Miami (12/2/25)
 Rebounds: 2, 2x, MR: vs. NC State (12/21/25)
 Assists: 2, vs. Arkansas (1/7/26)
 Steals: 2, vs. Miami (12/2/25)
 Blocks: --
 Field Goals: 2, vs. Miami (12/2/25)
 Free Throws: --
 Three Pointers: 2, vs. Miami (12/2/25)

SEASON HIGHS

0 MALIK DIA | Sr. • F • 6-9 • 250

Points: 27, vs. Alabama A&M (12/17/25)
Rebounds: 11, 2x, MR: vs. Alcorn State (12/29/25)
Assists: 2, 2x, MR: vs. Alcorn State (12/29/25)
Steals: 2, 3x, MR: vs. Arkansas (1/7/26)
Blocks: 3, vs. Utah (11/26/25)
Field Goals: 9, vs. Alabama A&M (12/17/25)
Free Throws: 7, vs. Utah (11/26/25)
Three Pointers: 3, 2x, MR: at Oklahoma (1/3/26)

3 KOREN JOHNSON | Jr. • G • 6-1 • 180

Points: 6, 2x, MR: vs. Alcorn State (12/29/25)
Rebounds: 2, at Oklahoma (1/3/26)
Assists: 3, vs. Alcorn State (12/29/25)
Steals: 1, 4x, MR: vs. Southern Miss (12/13/25)
Blocks: 1, 3x, MR: vs. Alcorn State (12/29/25)
Field Goals: 2, 3x, MR: vs. Alcorn State (12/29/25)
Free Throws: 2, 2x, MR: vs. Southern Miss (12/13/25)
Three Pointers: 2, vs. Alcorn State (12/29/25)

6 ILIAS KAMARDINE | Sr. • G • 6-5 • 185

Points: 26, vs. Memphis (11/11/25)
Rebounds: 7, vs. Austin Peay (11/18/25)
Assists: 8, vs. Alabama A&M (12/17/25)
Steals: 3, 3x, MR: vs. Arkansas (1/7/26)
Blocks: 2, 2x, MR: vs. Miami (12/2/25)
Field Goals: 11, vs. Memphis (11/11/25)
Free Throws: 4, 3x, MR: at Oklahoma (1/3/26)
Three Pointers: 3, 2x, MR: vs. Memphis (11/11/25)

10 TYLIS JORDAN | Fr. • F • 6-9 • 215

Points: --
Rebounds: --
Assists: --
Steals: --
Blocks: --
Field Goals: --
Free Throws: --
Three Pointers: --

22 MAX SMITH | Sr. • G • 6-1 • 180

Points: 3, 2x, MR: vs. NC State (12/21/25)
Rebounds: 1, vs. LA Monroe (11/7/25)
Assists: --
Steals: 1, vs. SE Louisiana (11/3/25)
Blocks: --
Field Goals: 1, 2x, MR: vs. NC State (12/21/25)
Free Throws: 2, vs. SE Louisiana (11/3/25)
Three Pointers: 1, 2x, MR: vs. NC State (12/21/25)

1 COREY CHEST | So. • F • 6-8 • 220

Points: 6, 3x, MR: vs. Alcorn State (12/29/25)
Rebounds: 10, 2x, MR: vs. Alcorn State (12/29/25)
Assists: 2, 3x, MR: vs. Alcorn State (12/29/25)
Steals: 2, vs. LA Monroe (11/7/25)
Blocks: 2, 4x, MR: vs. Alcorn State (12/29/25)
Field Goals: 3, 3x, MR: vs. Alcorn State (12/29/25)
Free Throws: 3, vs. Memphis (11/11/25)
Three Pointers: --

4 JAMES SCOTT | Jr. • F • 6-10 • 225

Points: 13, vs. Alcorn State (12/29/25)
Rebounds: 11, vs. Alcorn State (12/29/25)
Assists: 2, 4x, MR: vs. Arkansas (1/7/26)
Steals: 2, vs. Utah (11/26/25)
Blocks: 3, 3x, MR: vs. Miami (12/2/25)
Field Goals: 6, vs. Alcorn State (12/29/25)
Free Throws: 2, 2x, MR: vs. St. John's (12/6/25)
Three Pointers: --

7 NIKO BUNDALO | Fr. • F • 6-10 • 215

Points: --
Rebounds: 2, vs. NC State (12/21/25)
Assists: --
Steals: 1, vs. NC State (12/21/25)
Blocks: 1, vs. LA Monroe (11/7/25)
Field Goals: --
Free Throws: --
Three Pointers: --

11 TRAVIS PERRY | So. • G • 6-1 • 185

Points: 21, vs. NC State (12/21/25)
Rebounds: 3, vs. SE Louisiana (11/3/25)
Assists: 2, 7x, MR: vs. Arkansas (1/7/26)
Steals: 4, vs. NC State (12/21/25)
Blocks: 2, vs. CSU Bakersfield (11/14/25)
Field Goals: 7, vs. NC State (12/21/25)
Free Throws: 2, 2x, MR: vs. NC State (12/21/25)
Three Pointers: 5, vs. NC State (12/21/25)

23 PATTON PINKINS | Fr. • G • 6-5 • 200

Points: 25, at Oklahoma (1/3/26)
Rebounds: 3, 5x, MR: vs. Arkansas (1/7/26)
Assists: 4, vs. Alcorn State (12/29/25)
Steals: 1, 2x, MR: vs. Southern Miss (12/13/25)
Blocks: 1, 3x, MR: at Oklahoma (1/3/26)
Field Goals: 9, at Oklahoma (1/3/26)
Free Throws: 5, 2x, MR: vs. Arkansas (1/7/26)
Three Pointers: 4, at Oklahoma (1/3/26)

88 AUGUSTO CASSIA | Jr. • F • 6-8 • 225

Points: 6, 2x, MR: vs. Alabama A&M (12/17/25)
Rebounds: 4, 2x, MR: vs. CSU Bakersfield (11/14/25)
Assists: 1, 6x, MR: vs. Arkansas (1/7/26)
Steals: 2, vs. Miami (12/2/25)
Blocks: 1, 3x, MR: vs. Southern Miss (12/13/25)
Field Goals: 3, vs. Alabama A&M (12/17/25)
Free Throws: 2, 3x, MR: vs. Arkansas (1/7/26)
Three Pointers: 1, vs. Miami (12/2/25)

2 AJ STORR | Sr. • G • 6-5 • 205

Points: 22, vs. Iowa (11/25/25)
Rebounds: 6, 2x, MR: vs. Alabama A&M (12/17/25)
Assists: 4, 2x, MR: vs. Alabama A&M (12/17/25)
Steals: 2, 3x, MR: vs. Southern Miss (12/13/25)
Blocks: 1, 2x, MR: vs. Arkansas (1/7/26)
Field Goals: 8, vs. Southern Miss (12/13/25)
Free Throws: 8, Iowa (11/25/25)
Three Pointers: 4, 2x, MR: vs. ULM (11/7/25)

5 HOBERT GRAYSON IV | Sr. • G • 6-4 • 205

Points: 4, vs. Miami (12/2/25)
Rebounds: 3, vs. CSU Bakersfield (11/14/25)
Assists: 1, vs. St. John's (12/6/25)
Steals: 1, 2x, MR: vs. St. John's (12/6/25)
Blocks: 1, vs. Miami (2/2/25)
Field Goals: 2, vs. Miami (12/2/25)
Free Throws: 1, vs. St. John's (12/6/25)
Three Pointers: --

8 EDUARDO KLAFFE | So. • G • 6-5 • 200

Points: 11, vs. Arkansas (1/7/26)
Rebounds: 7, vs. LA Monroe (11/7/25)
Assists: 3, 3x, MR: vs. Arkansas (1/7/26)
Steals: 2, 2x, MR: vs. Arkansas (1/7/26)
Blocks: 1, 2x, MR: vs. Arkansas (1/7/26)
Field Goals: 4, vs. Arkansas (1/7/26)
Free Throws: 4, vs. NC State (12/21/25)
Three Pointers: 2, vs. LA Monroe (11/7/25)

13 KEZZA GIFFA | Sr. • G • 6-1 • 175

Points: 15, vs. Memphis (11/11/25)
Rebounds: 3, vs. Austin Peay (11/18/25)
Assists: 5, vs. Memphis (11/11/25)
Steals: 7, vs. St. John's (12/6/25)
Blocks: --
Field Goals: 4, 3x, MR: vs. Alcorn State (12/29/25)
Free Throws: 6, 2x, MR: vs. Alabama A&M (12/17/25)
Three Pointers: 2, 4x, MR: vs. Arkansas (1/7/26)

31 ZACH DAY | Fr. • G • 6-5 • 195

Points: 6, vs. Miami (12/2/25)
Rebounds: 2, 2x, MR: vs. NC State (12/21/25)
Assists: 2, vs. Arkansas (1/7/26)
Steals: 2, vs. Miami (12/2/25)
Blocks: --
Field Goals: 2, vs. Miami (12/2/25)
Free Throws: --
Three Pointers: 2, vs. Miami (12/2/25)

O Malik
DIA

Murfreesboro, Tenn. • Ensworth • Belmont

Junior • Forward • 6-9 • 250



BIO

2024-25 (JUNIOR): Preseason Kareem Abdul-Jabbar Award watch list ... Played and started in all 36 games for Ole Miss, tied for most games played in a single season in school history ... Finished third on the team in scoring with an average of 10.8 points per game ... Led the team on the boards, averaging 5.7 rebounds per game ... Made 29 shots from deep and added 27 assists ... Second on the team with 31 blocked shots while adding 25 steals ... Third on the team in field goal percentage at 46.7 ... Pulled in 13 rebounds on November 12 against South Alabama ... Scored 21 points with eight rebounds to help Ole Miss take down Arkansas on the road on January 8 ... At No. 4 Alabama on January 14, scored a season-high 23 points with a career-best 19 rebounds to help secure the win ... Was the first Rebel since 2017 with 20+ points and 10+ rebounds and the first since 1997 with 20+ points and 15+ rebounds vs. an AP-ranked team ... Was one rebound short of becoming first 20-point and 20-rebound game since Walter Actwood in 1972 ... In three SEC games between January 8 and January 14, averaged 21.0 points, 11.3 rebounds, and 1.7 blocks per game while shooting 55.3 percent from the floor (26-47) ... Helped the Rebels take down No. 14 Kentucky with 16 points on February 4 ... Helped Ole Miss take down No. 14 Iowa State in the second round of the NCAA Tournament with 18 points and eight boards ... Scored in double figures in eight of the last 10 games of the season, averaging 13.1 points over that stretch.

BELMONT: Played in 33 games with Belmont ... Named to the All-MVC Third Team ... An MVC All-Newcomer Team honoree ... Finished second on the team in

scoring with an average of 16.9 per game ... Led the team with 193 rebounds and finished second with an average of 5.8 per contest ... Tied for the team lead in blocks with 26 while collecting 27 steals ... Shot 48.8 percent from the field ... Scored in double figures 29 times, including 12 games with 20 or more ... Recorded three double-doubles ... Scored a career-high 32 points on January 7 against Drake, connecting on a career-best five makes from three.

VANDERBILT: Spent his freshman season at Vanderbilt ... Played in 20 games for the Commodores, averaging just over eight minutes per game ... Finished with an average of 2.6 points and 1.6 rebounds per contest ... Pulled in a season-best 10 rebounds against Southeastern Louisiana on December 30 ... Scored a season-best 14 points in 21 minutes of action against Kentucky on January 24

HIGH SCHOOL: Ranked the No. 5 recruit in Tennessee and the nation's No. 28 power forward by Rivals ... A four-star recruit and the country's No. 31 power forward according to ESPN ... Named to the 2021 All-State First Team in Tennessee ... Averaged 22.7 points and 9.9 rebounds per game as a senior ... League MVP and league scorer in senior season ... Named to the All-Midstate First Team in 2022 by The Tennessean.

PERSONAL: Son of Sarah and Malik Dia ... Has three siblings, Khalif, Pape, and Aziz ... Born on February 4, 2004.

SEASON GAME-BY-GAME

Opponent	Date	GS	MIN	Total		3-Pointers		Free throws		Rebounds			PF	A	TO	BLK	STL	PTS	AVG		
				FG-FGA	PCT	3FG-3FGA	PCT	FT-FTA	PCT	OFF	DEF	TOT								AVG	
Southeastern La.	11/03/2025	*	24:51	7-13	.538	0-3	.000	6-7	.857	2	2	4	4.0	3	1	2	0	20	20.0		
ULM	11/07/2025	*	18:39	5-10	.500	1-2	.500	0-0	.000	0	4	4	4.0	3	0	2	0	11	15.5		
Memphis	11/11/2025	*	29:15	3-9	.333	2-3	.667	5-6	.833	2	4	6	4.7	4	1	2	0	13	14.7		
CSU Bakersfield	11/14/2025	*	23:13	4-10	.400	0-2	.000	2-3	.667	2	4	6	5.0	2	1	0	0	10	13.5		
Austin Peay	11/18/2025	*	28:45	7-14	.500	1-3	.333	3-4	.750	1	6	7	5.4	3	2	2	1	18	14.4		
vs Iowa	11/25/2025	*	16:15	1-6	.167	0-1	.000	0-0	.000	0	2	2	4.8	1	1	2	2	2	12.3		
vs Utah	11/26/2025	*	25:58	5-9	.556	0-1	.000	7-9	.778	4	5	9	5.4	1	1	3	3	17	13.0		
Miami (FL)	12/02/2025	*	17:37	2-10	.200	0-1	.000	5-6	.833	5	4	9	5.9	0	1	2	1	9	12.5		
at St. John's (NY)	12/06/2025	*	27:11	7-13	.538	0-1	.000	4-4	1.000	3	7	10	6.3	1	1	3	2	18	13.1		
vs Southern Miss.	12/13/2025	*	25:08	4-7	.571	0-0	.000	3-5	.600	0	6	6	6.3	4	1	0	0	11	12.9		
vs Alabama A&M	12/17/2025	*	31:39	9-19	.474	3-5	.600	6-13	.462	2	5	7	6.4	1	1	1	2	27	14.2		
vs NC State	12/21/2025	*	29:07	8-16	.500	0-3	.000	4-8	.500	4	7	11	6.8	3	0	4	0	20	14.7		
Alcorn	12/29/2025	*	23:10	5-12	.417	0-1	.000	2-2	1.000	3	8	11	7.1	2	2	1	0	2	14.5		
at Oklahoma	01/03/2026	*	29:09	6-17	.353	3-8	.375	2-3	.667	2	4	6	7.0	2	0	2	0	17	14.6		
Arkansas	01/07/2026	*	26:49	6-11	.545	0-2	.000	4-6	.667	2	4	6	6.9	4	1	2	2	16	14.7		
Totals			14	376:46	79-176	.449	10-36	.278	53-76	.697	32	72	104	6.9	34	14	28	13	10	221	14.7

Player Averages

Games Played	Minutes/game	Points/game	FG Pct	3FG Pct	FT Pct	Rebounds/game	Assists/game	Turnovers/game	Assist/Turnover ratio	Steals/game	Blocks/game
15	25.1	14.7	44.9	27.8	69.7	6.9	0.9	1.9	0.5	0.7	0.9

THE DIA FILE

BIRTHDAY	FEBRUARY 4, 2004
MAJOR	MULTI-DISCIPLINARY STUDIES

CAREER HIGHS

Points: 32, vs. Drake (1/7/24)
Rebounds: 19, at Alabama (1/14/25)
Assists: 5, vs. Indiana St. (1/31/24)
Steals: 3, 5x, MR: vs. Auburn (3/14/25)
Blocks: 3, 8x, MR: vs. Utah (11/26/25)
Field Goals: 11, at Alabama (1/14/25)
Free Throws: 8, at Valparaiso (2/10/24)
Three Pointers: 5, vs. Drake (1/7/24)

SEASON HIGHS

Points: 27, vs. Alabama A&M (12/17/25)
Rebounds: 11, 2x, MR: vs. Alcorn State (12/29/25)
Assists: 2, 2x, MR: vs. Alcorn State (12/29/25)
Steals: 2, 3x, MR: vs. Arkansas (1/7/26)
Blocks: 3, vs. Utah (11/26/25)
Field Goals: 9, vs. Alabama A&M (12/17/25)
Free Throws: 7, vs. Utah (11/26/25)
Three Pointers: 3, 2x, MR: at Oklahoma (1/3/26)

SEASON SUPERLATIVES

Double-Figure Points: 13x
Double-Figure Rebounds: 3x
Double-Doubles: 3x
5+ Rebounds: 12x
5+ Assists: --
Led Team in Points: 6x
Led Team in Rebounds: 11x
Led Team in Assists: --

CAREER STATS



				Field Goals		3-Point		F-Throws		Rebounds									Scoring	
SEASON	TEAM	GP-GS	MIN/AVG	FG-FGA	FG%	3FG-3FGA	3FG%	FT-FTA	FT%	OFF	DEF	TOT	AVG	PF-FO	A	TO	BLK	STL	PTS	AVG
2022-23	VU	20-0	170/8.5	19-63	.302	12-34	.353	1-2	.500	9	22	31	1.6	24-0	4	10	8	5	51	2.6
2023-24	BEL	33-24	763/23.1	210-430	.488	44-129	.341	95-149	.638	47	146	193	5.8	78-0	39	89	26	27	559	16.9
2024-25	UM	36-36	753/20.9	142-304	.467	29-84	.345	74-115	.643	50	155	205	5.7	83-0	27	29	31	25	387	10.8
2025-26	UM	15-14	377/25.1	79-176	.449	10-36	.278	53-76	.697	32	72	104	6.9	34-0	14	28	13	10	221	14.7
TOTAL FOR UM		51-50	1130/22.2	221-480	.460	39-120	.325	127-191	.665	82	227	309	6.1	117-0	41	57	44	35	608	11.9
TOTAL		104-74	2063/19.8	450-973	.462	95-283	.336	223-342	.652	138	395	533	5.1	219-0	84	156	78	67	1218	11.7

1

Corey
CHEST

New Orleans, La. • Link Academy • LSU

Sophomore • Forward • 6-8 • 220



BIO

LSU: Spent two seasons at with the Tigers ... During 2024-25 as a redshirt freshman, played in 26 games with 19 starts before a season-ending injury ... Averaged 6.1 points, 6.6 rebounds, and 1.2 blocks in 20.1 minutes per game in 2024-25 ... Scored in double figures in five games ... Grabbed double digit rebounds in nine games ... Grabbed a season-best 18 boards against Alabama on January 25 ... Had six straight games where he grabbed double figure rebounds during the fall ... Redshirted the 2023-24 season after practicing with the team throughout the season.

HIGH SCHOOL: Played his senior season at The Link Academy in Branson, Missouri ... Helped his team win the Geico National High School Tournament with a record of 27-1 ... Team earned the No. 1 ranking in the final SB Live/Sports Illustrated Boys Basketball Poll ... Averaged 8.3 points and 5.7 rebounds during the national championship event ... Named to Paul Biancardi's GEICO National Best Team of Championships ... A four-star recruit ... Ranked as high as No. 75 in the nation by 247Sports ... Named the No. 2 player in Missouri in his class ... No. 1 player in state of Louisiana in his class after his junior year at McMain High School in New Orelans ... First Team All-Louisiana in 2022 after averaging 17 points and 10 rebounds.

PERSONAL: Born on October 5, 2004 ... Son of Brianeka Massey ... Has two siblings; King Lewis and Jacorey Massey.

SEASON GAME-BY-GAME

Opponent	Date	GS	MIN	Total		3-Pointers		Free throws		Rebounds				PF	A	TO	BLK	STL	PTS	AVG
				FG-FGA	PCT	3FG-3FGA	PCT	FT-FTA	PCT	OFF	DEF	TOT	AVG							
Southeastern La.	11/03/2025		13:58	1-3	.333	0-0	.000	0-0	.000	2	4	6	6.0	3	1	1	1	0	2	2.0
ULM	11/07/2025		15:54	0-1	.000	0-0	.000	0-0	.000	3	6	9	7.5	1	2	3	2	2	0	1.0
Memphis	11/11/2025		12:37	1-2	.500	0-0	.000	3-4	.750	1	3	4	6.3	0	0	0	0	0	5	2.3
CSU Bakersfield	11/14/2025		13:52	2-4	.500	0-0	.000	1-3	.333	2	2	4	5.8	0	1	1	2	0	5	3.0
Austin Peay	11/18/2025		09:39	1-2	.500	0-0	.000	1-1	1.000	2	0	2	5.0	1	0	1	0	0	3	3.0
vs Iowa	11/25/2025		07:30	1-1	1.000	0-0	.000	0-0	.000	0	0	0	4.2	1	0	0	0	0	2	2.8
vs Utah	11/26/2025		09:12	2-4	.500	0-0	.000	0-0	.000	2	2	4	4.1	2	0	0	1	0	4	3.0
Miami (FL)	12/02/2025		11:26	1-2	.500	0-0	.000	0-0	.000	1	0	1	3.8	4	0	0	1	1	2	2.9
at St. John's (NY)	12/06/2025		24:32	3-3	1.000	0-0	.000	0-0	.000	4	6	10	4.4	5	2	1	1	1	6	3.2
vs Southern Miss.	12/13/2025	*	13:04	0-1	.000	0-0	.000	0-2	.000	0	0	0	4.0	2	1	0	2	1	0	2.9
vs Alabama A&M	12/17/2025	*	22:40	3-4	.750	0-0	.000	0-1	.000	1	6	7	4.3	0	1	0	1	1	6	3.2
vs NC State	12/21/2025	*	14:43	0-0	.000	0-0	.000	0-0	.000	1	4	5	4.3	3	0	1	0	0	0	2.9
Alcorn	12/29/2025		15:14	3-3	1.000	0-0	.000	0-0	.000	5	5	10	4.8	1	2	0	2	0	6	3.2
at Oklahoma	01/03/2026		22:04	1-2	.500	0-0	.000	0-0	.000	1	4	5	4.8	2	1	1	1	0	2	3.1
Arkansas	01/07/2026		05:42	0-0	.000	0-0	.000	0-0	.000	0	0	0	4.5	1	0	0	0	0	0	2.9
Totals		3	212:07	19-32	.594	0-0	.000	5-11	.455	25	42	67	4.5	26	11	9	14	6	43	2.9

Player Averages

Games Played	Minutes/game	Points/game	FG Pct	3FG Pct	FT Pct	Rebounds/game	Assists/game	Turnovers/game	Assist/Turnover ratio	Steals/game	Blocks/game
15	14.1	2.9	59.4	0.0	45.5	4.5	0.7	0.6	1.2	0.4	0.9

THE CHEST FILE

BIRTHDAY

OCTOBER 5, 2004

MAJOR

MULTI-DISCIPLINARY STUDIES

CAREER HIGHS

Points: 13, vs. Stetson (12/17/24)

Rebounds: 18, at Alabama (1/25/25)

Assists: 3, vs. Mississippi Valley St. (12/29/24)

Steals: 3, vs. UCF (11/24/24)

Blocks: 5, vs. Northwestern St. (11/29/24)

Field Goals: 6, 3x, MR: vs. New Orleans (12/22/24)

Free Throws: 4, 2x, MR: at Alabama (1/25/25)

Three Pointers: --

SEASON HIGHS

Points: 6, 3x, MR: vs. Alcorn State (12/29/25)

Rebounds: 10, 2x, MR: vs. Alcorn State (12/29/25)

Assists: 2, 3x, MR: vs. Alcorn State (12/29/25)

Steals: 2, vs. LA Monroe (11/7/25)

Blocks: 2, 4x, MR: vs. Alcorn State (12/29/25)

Field Goals: 3, 3x, MR: vs. Alcorn State (12/29/25)

Free Throws: 3, vs. Memphis (11/11/25)

Three Pointers: --

SEASON SUPERLATIVES

Double-Figure Points: --

Double-Figure Rebounds: 2x

Double-Doubles: --

5+ Rebounds: 7x

5+ Assists: --

Led Team in Points: --

Led Team in Rebounds: 3x

Led Team in Assists: 1x

CAREER STATS																					
				Field Goals		3-Point		F-Throws		Rebounds										Scoring	
SEASON	TEAM	GP-GS	MIN/AVG	FG-FGA	FG%	3FG-3FGA	3FG%	FT-FTA	FT%	OFF	DEF	TOT	AVG	PF-FO	A	TO	BLK	STL	PTS	AVG	
2024-25	LS	26-19	522/20.1	68-112	.607	0-0	.000	22-49	.449	63	108	171	6.6	47-1	19	31	32	15	158	6.1	
2025-26	UM	15-3	212/14.1	19-32	.594	0-0	.000	5-11	.455	25	42	67	4.5	26-1	11	9	14	6	43	2.9	
TOTAL FOR UM		15-3	212/14.1	19-32	.594	0-0	.000	5-11	.455	25	42	67	4.5	26-1	11	9	14	6	43	2.9	
TOTAL		41-22	734/17.9	87-144	.604	0-0	.000	27-60	.450	88	150	238	5.8	73-2	30	40	46	21	201	4.9	

AJ 2 STORR

Rockford, Ill. • IMG Academy • Kansas

Senior • Guard • 6-5 • 205



BIO

KANSAS: Played in 33 games with four starts at Kansas in 2024-25 ... Averaged 15.3 minutes and 5.8 points per contest ... Scored 10 or more points in eight games ... Scored a season-high 19 points on 7-11 shooting and 3-5 from three in a win over UCF in opening round of the Big 12 Tournament ... Scored 15 points in the NCAA Tournament vs. Arkansas on March 20 ... Named to preseason watch lists for the Wooden Award, Naismith Trophy, and Julius Erving Award.

WISCONSIN: Named to the All-Big Ten Second Team ... Selected to the All-Big Ten Tournament Team ... Led the Badgers during his sophomore season with 16.8 points per game, 43.4 percent shooting from the field, and 81.2 percent from the free throw line in 2023-24 ... Helped lead Wisconsin to the 2024 Big Ten Tournament and a berth in the NCAA Tournament ... Averaged 22.5 points per game in the 2024 Big Ten Tournament, scoring a career-best 30 points in a win over Northwestern in the quarterfinals.

ST. JOHN'S: Named to the 2023 All-BIG EAST Freshman Team ... Spent his first collegiate season at St. John's in 2022-23 where he averaged 8.8 points per game ... Started the final 17 games of the season ... Named the BIG EAST Freshman of the Week three times.

HIGH SCHOOL: A four-star recruit ... Ranked the No. 12 shooting guard and No. 86 recruit in the nation by On3 ... Played a post-graduate season at IMG Academy in Bradenton, Fla. where he earned team MVP honors averaging 22.8 points per game ... Spent 2020-21 at AZ Compass Prep after transferring from Bishop Gorman in Las Vegas ... Has played on the Bahamas National Team.

PERSONAL: Son of Annette Brandy ... Has six siblings, Brady, Myles, Amber, Asher, Shai and Kai.

SEASON GAME-BY-GAME

Opponent	Date	GS	MIN	Total		3-Pointers		Free throws		Rebounds				PF	A	TO	BLK	STL	PTS	AVG	
				FG-FGA	PCT	3FG-3FGA	PCT	FT-FTA	PCT	OFF	DEF	TOT	AVG								
Southeastern La.	11/03/2025	*	21:59	5-8	.625	4-5	.800	4-6	.667	1	5	6	6.0	4	4	0	0	0	18	18.0	
ULM	11/07/2025	*	22:14	5-9	.556	4-6	.667	5-6	.833	1	2	3	4.5	1	2	2	0	0	19	18.5	
Memphis	11/11/2025	*	20:22	3-7	.429	0-0	.000	4-4	1.000	1	1	2	3.7	3	2	1	0	0	10	15.7	
CSU Bakersfield	11/14/2025	*	24:05	6-13	.462	0-1	.000	2-3	.667	1	2	3	3.5	2	1	0	0	2	14	15.3	
Austin Peay	11/18/2025	*	29:29	3-8	.375	1-3	.333	4-6	.667	0	3	3	3.4	3	3	1	1	0	11	14.4	
vs Iowa	11/25/2025	*	31:08	6-10	.600	2-4	.500	8-10	.800	1	4	5	3.7	4	2	2	0	0	22	15.7	
vs Utah	11/26/2025	*	26:32	5-10	.500	0-1	.000	0-0	.000	0	3	3	3.6	2	2	0	0	0	10	14.9	
Miami (FL)	12/02/2025	*	23:49	2-9	.222	2-5	.400	0-0	.000	0	2	2	3.4	1	2	3	0	2	6	13.8	
at St. John's (NY)	12/06/2025	*	15:04	0-6	.000	0-2	.000	2-4	.500	0	1	1	3.1	2	0	3	0	0	2	12.4	
vs Southern Miss.	12/13/2025	*	35:57	8-12	.667	1-4	.250	4-5	.800	3	1	4	3.2	3	1	4	0	2	21	13.3	
vs Alabama A&M	12/17/2025	*	32:17	5-8	.625	2-3	.667	2-3	.667	3	3	6	3.5	3	4	2	0	0	14	13.4	
vs NC State	12/21/2025	*	14:54	0-5	.000	0-2	.000	1-2	.500	0	1	1	3.3	1	2	1	0	0	1	12.3	
Alcorn	12/29/2025	*	08:42	1-5	.200	0-2	.000	0-0	.000	0	2	2	3.2	1	0	2	0	0	2	11.5	
at Oklahoma	01/03/2026	*	23:35	3-14	.214	0-4	.000	2-4	.500	1	1	2	3.1	3	2	1	0	1	8	11.3	
Arkansas	01/07/2026	*	19:11	5-10	.500	0-2	.000	2-2	1.000	0	1	1	2.9	2	2	0	1	0	12	11.3	
Totals			14	349:17	57-134	.425	16-44	.364	40-55	.727	12	32	44	2.9	35	29	22	2	7	170	11.3

Player Averages

Games Played	Minutes/game	Points/game	FG Pct	3FG Pct	FT Pct	Rebounds/game	Assists/game	Turnovers/game	Assist/Turnover ratio	Steals/game	Blocks/game
15	23.3	11.3	42.5	36.4	72.7	2.9	1.9	1.5	1.3	0.5	0.1

THE STORR FILE

BIRTHDAY	AUGUST 26, 2003
MAJOR	MULTI-DISCIPLINARY STUDIES

CAREER HIGHS

Points: 30, vs. Northwestern (3/15/24)
Rebounds: 12, 2x, MR: vs. Ohio St. (2/13/24)
Assists: 5, vs. Georgetown (1/29/23)
Steals: 4, vs. Georgetown (1/29/23)
Blocks: 2, vs. Seton Hall (2/1/23)
Field Goals: 11, 2x, MR: at Nebraska (2/1/24)
Free Throws: 8, 3x, MR: vs. Iowa (11/25/25)
Three Pointers: 5, at Nebraska (2/1/24)

SEASON HIGHS

Points: 22, vs. Iowa (11/25/25)
Rebounds: 6, 2x, MR: vs. Alabama A&M (12/17/25)
Assists: 4, 2x, MR: vs. Alabama A&M (12/17/25)
Steals: 2, 3x, MR: vs. Southern Miss (12/13/25)
Blocks: 1, 2x, MR: vs. Arkansas (1/7/26)
Field Goals: 8, vs. Southern Miss (12/13/25)
Free Throws: 8, Iowa (11/25/25)
Three Pointers: 4, 2x, MR: vs. ULM (11/7/25)

SEASON SUPERLATIVES

Double-Figure Points: 10x
Double-Figure Rebounds: --
Double-Doubles: --
5+ Rebounds: 3x
5+ Assists: --
Led Team in Points: 4x
Led Team in Rebounds: --
Led Team in Assists: 2x

CAREER STATS

				Field Goals		3-Point		F-Throws		Rebounds								Scoring		
SEASON	TEAM	GP-GS	MIN/AVG	FG-FGA	FG%	3FG-3FGA	3FG%	FT-FTA	FT%	OFF	DEF	TOT	AVG	PF-FO	A	TO	BLK	STL	PTS	AVG
2022-23	SJU	33-17	695/21.1	106-244	.434	38-94	.404	42-56	.750	10	54	64	1.9	54-0	27	36	6	13	292	8.8
2023-24	Wisc	36-36	1038/28.8	216-498	.434	48-150	.320	125-154	.812	40	102	142	3.9	41-0	32	57	5	22	605	16.8
2024-25	KU	34-4	534/15.7	76-198	.384	23-79	.291	32-47	.681	13	44	57	1.7	54-2	24	30	5	10	207	6.1
2025-26	UM	15-14	349/23.3	57-134	.425	16-44	.364	40-55	.727	12	32	44	2.9	35-0	29	22	2	7	170	11.3
TOTAL FOR UM		15-14	349/23.3	57-134	.425	16-44	.364	40-55	.727	12	32	44	2.9	35-0	29	22	2	7	170	11.3
TOTAL		118-71	2617/22.2	455-1074	.424	125-367	.341	239-312	.766	75	232	307	2.6	184-2	112	145	18	52	1274	10.8

Junior • Guard • 6-1 • 180



				Field Goals		3-Point		F-Throws		Rebounds									Scoring	
SEASON	TEAM	GP-GS	MIN/AVG	FG-FGA	FG%	3FG-3FGA	3FG%	FT-FTA	FT%	OFF	DEF	TOT	AVG	PF-FO	A	TO	BLK	STL	PTS	AVG
2022-23	UW	29-0	563/19.4	69-173	.399	27-84	.321	31-44	.705	7	29	36	1.2	66-3	53	50	10	34	196	6.8
2023-24	UW	31-5	750/24.2	123-279	.441	41-110	.373	57-79	.722	21	47	68	2.2	69-1	83	42	9	38	344	11.1
2024-25	LOU	2-0	39/19.7	3-11	.273	0-4	.000	0-0	.000	1	2	3	1.5	6-0	5	1	0	3	6	3.0
2025-26	UM	11-0	92/8.4	10-29	.345	5-14	.357	5-5	1.000	1	5	6	0.5	8-0	13	6	3	5	30	2.7
TOTAL FOR UM		11-0	92/8.4	10-29	.345	5-14	.357	5-5	1.000	1	5	6	0.5	8-0	13	6	3	5	30	2.7
TOTAL		73-5	1444/19.8	205-492	.417	73-212	.344	93-128	.727	30	83	113	1.5	149-4	154	99	22	80	576	7.9

4 James SCOTT

Fayetteville, N.C. • E.E. Smith • Louisville

Junior • Forward • 6-10 • 225



BIO

LOUISVILLE: Played in all 35 games during 2024-25 with the Cardinals, starting in 31 contests ... Averaged 7.1 points and 6.1 rebounds per game, shooting 75.5 percent from the floor ... His 79 dunks were the third-most in a single season in Louisville history ... Posted four double-doubles and five games with double-digit rebounds.

COLLEGE OF CHARLESTON: Saw action in 35 games during his freshman season ... Averaged 5.0 points and 3.4 rebounds in 16 minutes per game ... Named to the Coastal Athletic Association All-Rookie

Team ... Shot 79.2 percent from the floor ... Ranked in the top-25 nationally for total dunks.

HIGH SCHOOL: Played at E.E Smith High School ... A consensus three-star prospect ... Named the Most Improved Player by the Fayetteville Observer.

PERSONAL: Son of Marisa and Kelvin Scott ... Has one sibling, Logan ... Born on September 11, 2005.

THE SCOTT FILE

BIRTHDAY	SEPTEMBER 11, 2005
MAJOR	MULTI-DISCIPLINARY STUDIES

CAREER HIGHS

Points: 16, at SMU (1/21/25)
Rebounds: 11, 3x, MR: vs. Alcorn State (12/29/25)
Assists: 4, 2x, MR: vs. California (3/5/25)
Steals: 4, vs. Pittsburgh (3/1/25)
Blocks: 5, 2x, MR: vs. Winthrop (11/22/24)
Field Goals: 7, 2x, MR: at SMU (1/21/25)
Free Throws: 4, 2x, MR: at Notre Dame (2/16/25)
Three Pointers: 1, at SMU (1/21/25)

SEASON HIGHS

Points: 13, vs. Alcorn State (12/29/25)
Rebounds: 11, vs. Alcorn State (12/29/25)
Assists: 2, 4x, MR: vs. Arkansas (1/7/26)
Steals: 2, vs. Utah (11/26/25)
Blocks: 3, 3x, MR: vs. Miami (12/2/25)
Field Goals: 6, vs. Alcorn State (12/29/25)
Free Throws: 2, 2x, MR: vs. St. John's (12/6/25)
Three Pointers: --

SEASON SUPERLATIVES

Double-Figure Points: 1x
Double-Figure Rebounds: 1x
Double-Doubles: 1x
5+ Rebounds: 8x
5+ Assists: --
Led Team in Points: --
Led Team in Rebounds: 4x
Led Team in Assists: --

SEASON GAME-BY-GAME

Opponent	Date	GS	MIN	Total		3-Pointers		Free throws		Rebounds				PF		A		TO		BLK		STL		PTS		AVG
				FG-FGA	PCT	3FG-3FGA	PCT	FT-FTA	PCT	OFF	DEF	TOT	AVG													
Southeastern La.	11/03/2025	*	23:14	3-3	1.000	0-0	.000	0-0	.000	2	7	9	9.0	1	1	0	3	0	6	6.0						
ULM	11/07/2025	*	23:49	2-6	.333	0-0	.000	0-2	.000	3	4	7	8.0	1	0	0	2	1	4	5.0						
Memphis	11/11/2025	*	27:00	1-1	1.000	0-0	.000	1-2	.500	1	6	7	7.7	0	2	1	1	0	3	4.3						
CSU Bakersfield	11/14/2025	*	23:24	3-3	1.000	0-0	.000	2-2	1.000	4	1	5	7.0	1	2	0	2	0	8	5.3						
Austin Peay	11/18/2025	*	24:14	3-6	.500	0-0	.000	0-2	.000	3	3	6	6.8	0	1	0	3	1	6	5.4						
vs Iowa	11/25/2025	*	26:18	3-5	.600	0-0	.000	0-0	.000	2	6	8	7.0	1	1	2	2	0	6	5.5						
vs Utah	11/26/2025	*	23:08	4-5	.800	0-0	.000	1-2	.500	3	2	5	6.7	1	1	0	0	2	9	6.0						
Miami (FL)	12/02/2025	*	20:28	2-3	.667	0-0	.000	0-0	.000	2	0	2	6.1	1	2	0	3	1	4	5.8						
at St. John's (NY)	12/06/2025	*	09:15	0-0	.000	0-0	.000	2-2	1.000	0	1	1	5.6	2	0	2	0	0	2	5.3						
vs Southern Miss.	12/13/2025		05:41	0-0	.000	0-0	.000	0-0	.000	0	3	3	5.3	0	0	1	1	0	0	4.8						
vs Alabama A&M	12/17/2025		09:23	1-1	1.000	0-0	.000	0-0	.000	0	0	0	4.8	0	0	0	1	0	2	4.5						
vs NC State	12/21/2025		08:25	1-1	1.000	0-0	.000	0-0	.000	0	1	1	4.5	1	0	0	0	0	2	4.3						
Alcorn	12/29/2025	*	15:55	6-8	.750	0-0	.000	1-1	1.000	5	6	11	5.0	2	0	1	1	1	13	5.0						
at Oklahoma	01/03/2026	*	12:28	0-2	.000	0-0	.000	0-0	.000	1	1	2	4.8	0	0	0	1	1	0	4.6						
Arkansas	01/07/2026	*	24:03	3-3	1.000	0-0	.000	0-0	.000	1	2	3	4.7	3	2	1	1	0	6	4.7						
Totals			12 276:45	32-47	.681	0-0	.000	7-13	.538	27	43	70	4.7	14	12	8	21	7	71	4.7						

Player Averages

Games Played	Minutes/game	Points/game	FG Pct	3FG Pct	FT Pct	Rebounds/game	Assists/game	Turnovers/game	Assist/Turnover ratio	Steals/game	Blocks/game
15	18.4	4.7	68.1	0.0	53.8	4.7	0.8	0.5	1.5	0.5	1.4

CAREER STATS

				Field Goals		3-Point		F-Throws		Rebounds									Scoring	
SEASON	TEAM	GP-GS	MIN/AVG	FG-FGA	FG%	3FG-3FGA	3FG%	FT-FTA	FT%	OFF	DEF	TOT	AVG	PF-FO	A	TO	BLK	STL	PTS	AVG
2023-24	CC	35-4	561/16.0	76-96	.792	0-0	.000	22-50	.440	49	69	118	3.4	51-0	22	17	45	21	174	5.0
2024-25	LOU	35-31	826/23.6	108-143	.755	1-6	.167	30-69	.435	73	139	212	6.1	88-2	49	35	30	22	247	7.1
2025-26	UM	15-12	277/18.4	32-47	.681	0-0	.000	7-13	.538	27	43	70	4.7	14-0	12	8	21	7	71	4.7
TOTAL FOR UM		15-12	277/18.4	32-47	.681	0-0	.000	7-13	.538	27	43	70	4.7	14-0	12	8	21	7	71	4.7
TOTAL		85-47	1664/19.6	216-286	.755	1-6	.167	59-132	.447	149	251	400	4.7	153-2	83	60	96	50	492	5.8



PERSONAL: Son of Hobert Grayson III and Catina Grayson.

Games Played	Minutes/ game	Points/ game	FG Pct	3FG Pct	FT Pct	Rebounds/ game	Assists/ game	Turnovers/ game	Assist/Turnover ratio	Steals/ game	Blocks/ game
5	5.7	1.4	42.9	0.0	50.0	1.4	0.2	0.2	1.0	0.4	0.2

Double-Figure Points: --
Double-Figure Rebounds: --
Double-Doubles: --
5+ Rebounds: --
5+ Assists: --
Led Team in Points: --
Led Team in Rebounds: --
Led Team in Assists: --

				Field Goals		3-Point		F-Throws		Rebounds									Scoring	
SEASON	TEAM	GP-GS	MIN/AVG	FG-FGA	FG%	3FG-3FGA	3FG%	FT-FTA	FT%	OFF	DEF	TOT	AVG	PF-FO	A	TO	BLK	STL	PTS	AVG
2024-25	OUA	30-30	1093/36.4	232-500	.464	30-95	.316	159-206	.772	83	248	331	11.0	61-1	68	64	10	52	653	21.8
2025-26	UM	5-0	28/5.7	3-7	.429	0-1	.000	1-2	.500	3	4	7	1.4	2-0	1	1	1	2	7	1.4
TOTAL FOR UM		5-0	28/5.7	3-7	.429	0-1	.000	1-2	.500	3	4	7	1.4	2-0	1	1	1	2	7	1.4
TOTAL		35-30	1122/32.1	235-507	.464	30-96	.313	160-208	.769	86	252	338	9.7	63-1	69	65	11	54	660	18.9

6 Ilias KAMARDINE

Marseille, France

Senior • Guard • 6-5 • 185



BIO

CLUB: Played with JDA Dijon in France during 2024-25 where he played in 48 games and averaged 8.0 points in 18.2 minutes per game ... Averaged 1.8 rebounds and 2.3 assists in 2024-25 with JDA Dijon while shooting 43.5 percent from the floor, 39.8 percent from three, and 80.0 percent from the free throw line ... Played with JA Vichy in the LNB Pro B league in 2023-24, where he averaged 11.4 points, 2.9 rebounds, and 3.1 assists in 23.6 minutes per game ... Spent the 2022-23 year playing with ALM Evreux where he averaged 8.0 points, 2.5

rebounds, and 2.3 assists in 22.5 minutes per game ... During 2021-22, played with Espoirs Dijon and JDA Dijon, averaging 13.0 points, 3.1 rebounds, 3.1 assists, and 2.1 steals per game while shooting 45.5 percent from the floor as an 18 year old ... Played for Espoirs Dijon in 2019-20 and 2020-21 as a 16 and 17 year old, averaging 3.7 points in 14.5 minutes per game in 2019-20 before jumping to 11.9 points per game in 2020-21 ... Won MVP at the FIBA U20 Eurobasket.

SEASON GAME-BY-GAME

Opponent	Date	GS	MIN	Total		3-Pointers		Free throws		Rebounds				PF	A	TO	BLK	STL	PTS	AVG
				FG-FGA	PCT	3FG-3FGA	PCT	FT-FTA	PCT	OFF	DEF	TOT	AVG							
Southeastern La.	11/03/2025	*	27:01	4-9	.444	1-4	.250	4-5	.800	0	3	3	3.0	2	4	2	0	2	13	13.0
ULM	11/07/2025	*	24:53	6-9	.667	3-5	.600	0-0	.000	0	1	1	2.0	3	7	3	1	3	15	14.0
Memphis	11/11/2025	*	35:00	11-14	.786	3-4	.750	1-5	.200	0	4	4	2.7	1	4	2	1	1	26	18.0
CSU Bakersfield	11/14/2025	*	26:13	4-10	.400	1-4	.250	1-2	.500	0	2	2	2.5	2	4	1	1	2	10	16.0
Austin Peay	11/18/2025	*	37:28	5-11	.455	2-5	.400	3-3	1.000	1	6	7	3.4	1	7	4	0	1	15	15.8
vs Iowa	11/25/2025	*	38:31	5-12	.417	0-4	.000	2-2	1.000	1	0	1	3.0	3	4	5	2	2	12	15.2
vs Utah	11/26/2025	*	33:38	5-7	.714	1-2	.500	4-4	1.000	0	2	2	2.9	3	3	2	1	1	15	15.1
Miami (FL)	12/02/2025	*	24:37	1-11	.091	1-4	.250	1-2	.500	0	3	3	2.9	3	6	2	2	2	4	13.8
at St. John's (NY)	12/06/2025	*	32:53	6-13	.462	2-5	.400	2-2	1.000	1	2	3	2.9	1	2	4	0	0	16	14.0
vs Southern Miss.	12/13/2025	*	33:16	1-7	.143	0-2	.000	2-3	.667	1	5	6	3.2	2	2	0	0	0	4	13.0
vs Alabama A&M	12/17/2025	*	32:48	3-4	.750	0-1	.000	3-5	.600	0	5	5	3.4	3	8	1	0	1	9	12.6
vs NC State	12/21/2025	*	15:01	0-2	.000	0-2	.000	0-0	.000	0	3	3	3.3	1	1	1	0	0	0	11.6
Alcorn	12/29/2025	*	21:28	2-6	.333	2-4	.500	0-0	.000	0	5	5	3.5	1	3	4	0	1	6	11.2
at Oklahoma	01/03/2026	*	34:06	2-7	.286	1-3	.333	4-6	.667	1	4	5	3.6	1	2	1	0	3	9	11.0
Arkansas	01/07/2026	*	25:49	6-12	.500	2-6	.333	2-2	1.000	2	2	4	3.6	1	4	4	0	3	16	11.3
Totals			15	442:42	.455	19-55	.345	29-41	.707	7	47	54	3.6	28	61	36	8	22	170	11.3

Player Averages

Games Played	Minutes/game	Points/game	FG Pct	3FG Pct	FT Pct	Rebounds/game	Assists/game	Turnovers/game	Assist/Turnover ratio	Steals/game	Blocks/game
15	29.5	11.3	45.5	34.5	70.7	3.6	4.1	2.4	1.7	1.5	0.5

THE KAMARDINE FILE

BIRTHDAY	OCTOBER 1, 2003
MAJOR	MULTI-DISCIPLINARY STUDIES

CAREER HIGHS

Points: 26, vs. Memphis (11/11/25)
Rebounds: 7, vs. Austin Peay (11/18/25)
Assists: 8, vs. Alabama A&M (12/17/25)
Steals: 3, 3x, MR: vs. Arkansas (1/7/26)
Blocks: 2, 2x, MR: vs. Miami (12/2/25)
Field Goals: 11, vs. Memphis (11/11/25)
Free Throws: 4, 3x, MR: at Oklahoma (1/3/26)
Three Pointers: 3, 2x, MR: vs. Memphis (11/11/25)

SEASON HIGHS

Points: 26, vs. Memphis (11/11/25)
Rebounds: 7, vs. Austin Peay (11/18/25)
Assists: 8, vs. Alabama A&M (12/17/25)
Steals: 3, 3x, MR: vs. Arkansas (1/7/26)
Blocks: 2, 2x, MR: vs. Miami (12/2/25)
Field Goals: 11, vs. Memphis (11/11/25)
Free Throws: 4, 3x, MR: at Oklahoma (1/3/26)
Three Pointers: 3, 2x, MR: vs. Memphis (11/11/25)

SEASON SUPERLATIVES

Double-Figure Points: 9x
Double-Figure Rebounds: --
Double-Doubles: --
5+ Rebounds: 5x
5+ Assists: 4x
Led Team in Points: 2x
Led Team in Rebounds: 2x
Led Team in Assists: 12x

CAREER STATS

				Field Goals		3-Point		F-Throws		Rebounds										Scoring	
SEASON	TEAM	GP-GS	MIN/AVG	FG-FGA	FG%	3FG-3FGA	3FG%	FT-FTA	FT%	OFF	DEF	TOT	AVG	PF-FO	A	TO	BLK	STL	PTS	AVG	
2025-26	UM	15-15	443/29.5	61-134	.455	19-55	.345	29-41	.707	7	47	54	3.6	28-0	61	36	8	22	170	11.3	
TOTAL		15-15	443/29.5	61-134	.455	19-55	.345	29-41	.707	7	47	54	3.6	28-0	61	36	8	22	170	11.3	

7

Niko BUNDALO

Canton, Ohio • Prolific Prep

Freshman • Forward • 6-10 • 215



Ole Miss

BIO

HIGH SCHOOL: Played at Prolific Prep ... Ranked as the highest rated recruit in Ole Miss history according to 247Sports ... Played in the 2025 McDonald's All-American game, where he scored 12 points with six offensive rebounds, a block, and a steal in 16 minutes of action ... A consensus top-40 recruit

... Ranked as high as No. 30 in the nation by Rivals ... Rated as the fifth-best power forward in the class of 2025 according to Rivals.

SEASON GAME-BY-GAME

Opponent	Date	GS	MIN	Total FG-FGA PCT	3-Pointers 3FG-3FGA PCT	Free throws FT-FTA PCT	Rebounds OFF DEF TOT AVG	PF	A	TO	BLK	STL	PTS	AVG
Southeastern La.	11/03/2025		02:25	0-0 .000	0-0 .000	0-0 .000	0 0 0 0.0	1	0	1	0	0	0	0.0
ULM	11/07/2025		02:10	0-0 .000	0-0 .000	0-0 .000	0 0 0 0.0	0	0	0	0	0	0	0.0
CSU Bakersfield	11/14/2025		01:26	0-1 .000	0-0 .000	0-0 .000	0 1 1 0.3	0	0	0	0	0	0	0.0
vs NC State	12/21/2025		08:28	0-0 .000	0-0 .000	0-0 .000	1 1 2 0.8	1	0	2	0	1	0	0.0
Alcorn	12/29/2025		03:33	0-0 .000	0-0 .000	0-0 .000	0 0 0 0.6	0	0	0	0	0	0	0.0
at Oklahoma	01/03/2026		03:10	0-0 .000	0-0 .000	0-0 .000	0 0 0 0.5	0	0	0	0	0	0	0.0
Totals		0	21:12	0-1 .000	0-0 .000	0-0 .000	1 2 3 0.5	2	0	3	1	1	0	0.0

Player Averages

Games Played	Minutes/ game	Points/ game	FG Pct	3FG Pct	FT Pct	Rebounds/ game	Assists/ game	Turnovers/ game	Assist/Turnover ratio	Steals/ game	Blocks/ game
6	3.5	0.0	0.0	0.0	0.0	0.5	0.0	0.5	0.0	0.2	0.2

THE BUNDALO FILE

BIRTHDAY

JULY 29, 2006

MAJOR

FRESHMAN STUDIES

CAREER HIGHS

Points: --
Rebounds: 2, vs. NC State (12/21/25)
Assists: --
Steals: 1, vs. NC State (12/21/25)
Blocks: 1, vs. LA Monroe (11/7/25)
Field Goals: --
Free Throws: --
Three Pointers: --

SEASON HIGHS

Points: --
Rebounds: 2, vs. NC State (12/21/25)
Assists: --
Steals: 1, vs. NC State (12/21/25)
Blocks: 1, vs. LA Monroe (11/7/25)
Field Goals: --
Free Throws: --
Three Pointers: --

SEASON SUPERLATIVES

Double-Figure Points: --
Double-Figure Rebounds: --
Double-Doubles: --
5+ Rebounds: --
5+ Assists: --
Led Team in Points: --
Led Team in Rebounds: --
Led Team in Assists: --

CAREER STATS

				Field Goals		3-Point		F-Throws		Rebounds								Scoring		
SEASON	TEAM	GP-GS	MIN/AVG	FG-FGA	FG%	3FG-3FGA	3FG%	FT-FTA	FT%	OFF	DEF	TOT	AVG	PF-FO	A	TO	BLK	STL	PTS	AVG
2025-26	UM	6-0	21/3.5	0-1	.000	0-0	.000	0-0	.000	1	2	3	0.5	2-0	0	3	1	1	0	0.0
TOTAL		6-0	21/3.5	0-1	.000	0-0	.000	0-0	.000	1	2	3	0.5	2-0	0	3	1	1	0	0.0

8 Eduardo KLAFFE

Franca SP, Brazil • NBA Academy Latin America
Sophomore • Guard • 6-5 • 200



BIO

2024-25 (FRESHMAN): Played in all 36 games for Ole Miss as a freshman ... Averaged 1.4 points and 1.1 rebounds in 10.0 minutes per game ... Dished out 15 assists ... Added 16 steals and seven blocks on the defensive end ... Shot a team-best 48.1 percent from deep, going 13-27 from three ... Scored his first collegiate points on a pair of free throws in the season opener vs. LIU on November 4 ... Dropped a season-high eight points with two makes from deep in back-to-back games on November 29 vs. No. 12 Purdue and at Louisville ... Pulled in a season-best four rebounds in eight minutes of action against North Carolina in the opening round of the 2025 NCAA Tournament.

HIGH SCHOOL: Prepped at the prestigious NBA Academy Latin America ... Ranked No. 120 in the nation by On3, and the seventh-best combo guard in the class of 2024 ... Listed as the top player out of Brazil in the class of 2024 by 247Sports ... Represented Brazil on the national stage, playing in U19 games as a 17 year-old.

PERSONAL: Son of Rogerio Klafke and Leticia Bersch Klafke ... Has one sibling, Lauren ... Born on November 11, 2005 ... Father, Rogerio Klafke, played on the Brazilian National Team in the 1996 Olympics, and FIBA World Cup in 1994, 1998, and 2002 ... Studying multi-disciplinary studies at Ole Miss.

SEASON GAME-BY-GAME

Opponent	Date	GS	MIN	Total		3-Pointers		Free throws		Rebounds				PF	A	TO	BLK	STL	PTS	AVG
				FG-FGA	PCT	3FG-3FGA	PCT	FT-FTA	PCT	OFF	DEF	TOT	AVG							
Southeastern La.	11/03/2025		11:34	1-1	1.000	0-0	.000	0-0	.000	0	1	1	1.0	0	2	1	0	0	2	2.0
ULM	11/07/2025		14:44	2-5	.400	2-4	.500	0-0	.000	0	7	7	4.0	2	2	0	0	0	6	4.0
Memphis	11/11/2025		07:37	0-2	.000	0-0	.000	0-0	.000	0	0	0	2.7	0	1	0	0	0	0	2.7
CSU Bakersfield	11/14/2025		10:55	0-2	.000	0-1	.000	2-2	1.000	0	2	2	2.5	4	0	0	0	1	2	2.5
Austin Peay	11/18/2025		10:10	1-2	.500	0-1	.000	2-3	.667	0	1	1	2.2	1	0	0	0	1	4	2.8
vs Iowa	11/25/2025		20:28	1-2	.500	1-1	1.000	2-2	1.000	0	5	5	2.7	0	1	1	0	0	5	3.2
vs Utah	11/26/2025		13:50	0-2	.000	0-2	.000	0-0	.000	1	2	3	2.7	2	3	1	0	1	0	2.7
Miami (FL)	12/02/2025		01:58	0-1	.000	0-0	.000	0-0	.000	0	0	0	2.4	0	0	0	0	0	0	2.4
at St. John's (NY)	12/06/2025		07:20	0-0	.000	0-0	.000	1-2	.500	0	1	1	2.2	2	0	0	0	0	1	2.2
vs Southern Miss.	12/13/2025		02:41	0-0	.000	0-0	.000	0-0	.000	0	0	0	2.0	0	0	1	0	1	0	2.0
vs Alabama A&M	12/17/2025		03:07	0-1	.000	0-1	.000	0-0	.000	0	0	0	1.8	1	0	0	0	0	0	1.8
vs NC State	12/21/2025		25:40	2-5	.400	1-3	.333	4-4	1.000	0	0	0	1.7	2	3	2	0	2	9	2.4
Alcorn	12/29/2025		12:37	2-3	.667	1-2	.500	0-0	.000	0	2	2	1.7	1	0	1	1	0	5	2.6
at Oklahoma	01/03/2026		04:26	0-1	.000	0-1	.000	2-2	1.000	0	0	0	1.6	1	0	0	0	0	2	2.6
Arkansas	01/07/2026	*	18:47	4-5	.800	1-2	.500	2-2	1.000	1	0	1	1.5	2	3	1	1	2	11	3.1
Totals			1 165:55	13-32	.406	6-18	.333	15-17	.882	2	21	23	1.5	18	15	8	2	8	47	3.1

Player Averages

Games Played	Minutes/game	Points/game	FG Pct	3FG Pct	FT Pct	Rebounds/game	Assists/game	Turnovers/game	Assist/Turnover ratio	Steals/game	Blocks/game
15	11.1	3.1	40.6	33.3	88.2	1.5	1.0	0.5	1.9	0.5	0.1

THE KLAFFE FILE

BIRTHDAY	NOVEMBER 11, 2005
MAJOR	MULTI-DISCIPLINARY STUDIES

CAREER HIGHS

Points: 11, vs. Arkansas (1/7/26)
Rebounds: 7, vs. Louisiana Monroe (11/7/25)
Assists: 3, 3x, MR: vs. Arkansas (1/7/26)
Steals: 2, 5x, MR: vs. Arkansas (1/7/26)
Blocks: 2, 3x, MR: at Vanderbilt (2/22/25)
Field Goals: 4, vs. Arkansas (1/7/26)
Free Throws: 4, vs. NC State (12/21/25)
Three Pointers: 2, 4x, MR: vs. ULM (11/7/25)

SEASON HIGHS

Points: 11, vs. Arkansas (1/7/26)
Rebounds: 7, vs. LA Monroe (11/7/25)
Assists: 3, 3x, MR: vs. Arkansas (1/7/26)
Steals: 2, 2x, MR: vs. Arkansas (1/7/26)
Blocks: 1, 2x, MR: vs. Arkansas (1/7/26)
Field Goals: 4, vs. Arkansas (1/7/26)
Free Throws: 4, vs. NC State (12/21/25)
Three Pointers: 2, vs. LA Monroe (11/7/25)

SEASON SUPERLATIVES

Double-Figure Points: 1x
Double-Figure Rebounds: --
Double-Doubles: --
5+ Rebounds: 2x
5+ Assists: --
Led Team in Points: --
Led Team in Rebounds: --
Led Team in Assists: 1x

CAREER STATS


				Field Goals		3-Point		F-Throws		Rebounds				Scoring						
SEASON	TEAM	GP-GS	MIN/AVG	FG-FGA	FG%	3FG-3FGA	3FG%	FT-FTA	FT%	OFF	DEF	TOT	AVG	PF-FO	A	TO	BLK	STL	PTS	AVG
2024-25	UM	36-0	358/10.0	16-36	.444	13-27	.481	6-11	.545	8	30	38	1.1	36-0	15	11	7	16	51	1.4
2025-26	UM	15-1	166/11.1	13-32	.406	6-18	.333	15-17	.882	2	21	23	1.5	18-0	15	8	2	8	47	3.1
TOTAL		51-1	524/10.3	29-68	.426	19-45	.422	21-28	.750	10	51	61	1.2	54-0	30	19	9	24	98	1.9

10

Tylis JORDAN

Milledgeville, Ga. • Wheeler

Freshman • Forward • 6-9 • 215



Ole Miss

BIO

HIGH SCHOOL: Played his senior season at Wheeler High School, where he helped lead his team to a 29-3 record ... A consensus four-star and top-100 prospect ... Ranked as high as No. 28 in the nation by Rivals ... The No. 34 recruit in the country according to On3 ... Named the No. 7 power forward in his class by On3.

PERSONAL: Born October 1, 2006 ... Son of Tonya Scott ... Majoring in Freshman Studies.

SEASON GAME-BY-GAME

THE JORDAN FILE	
BIRTHDAY	OCTOBER 1, 2006
MAJOR	FRESHMAN STUDIES
CAREER HIGHS	
Points: --	
Rebounds: --	
Assists: --	
Steals: --	
Blocks: --	
Field Goals: --	
Free Throws: --	
Three Pointers: --	
SEASON HIGHS	
Points: --	
Rebounds: --	
Assists: --	
Steals: --	
Blocks: --	
Field Goals: --	
Free Throws: --	
Three Pointers: --	
SEASON SUPERLATIVES	
Double-Figure Points: --	
Double-Figure Rebounds: --	
Double-Doubles: --	
5+ Rebounds: --	
5+ Assists: --	
Led Team in Points: --	
Led Team in Rebounds: --	
Led Team in Assists: --	

CAREER STATS

11 Travis PERRY

Eddyville, Ky. • Lyon County • Kentucky
Sophomore • Guard • 6-1 • 185



BIO

KENTUCKY: Saw action in 31 games, making four starts as a freshman for the Wildcats ... Earned his first career start at Texas on February 15, recording six points, three assists, two rebounds, and a steal ... Scored a season-high 12 points against Alabama on February 22 ... Scored 11 points in 30 minutes in a start vs. Alabama in the SEC Tournament on March 14.

HIGH SCHOOL: Finished his high school career as the all-time leading scorer in the state of Kentucky ... Scored 5,481 career points, listed as the seventh-most in the country all-time according to the MaxPreps National High School Basketball Record Book ... Ranked second all-time for made threes with 712 and second all-time in field goals made with 1,918 ... His 933 made free throws ranks No. 10 ... Forced 650 career steals, which ranks ninth

all time ... Ranks first in the Kentucky state record books in career points, field goals made, three pointers made, free throws made, and steals ... Helped lead Lyon County to the state championship in 2024 ... Named the Sweet 16's MVP ... Averaged 32.2 points, 6.2 rebounds, 5.8 assists and 4.7 steals per game as a senior ... Named 2024 Mr. Kentucky Basketball ... A two-time Gatorade State Player of the Year ... Scored in double figures in 196 of his 201 career games played ... As a junior, averaged 31.6 points and 6.1 rebounds per game ... Graduated from high school with a 4.0 GPA ... A four-star prospect ranked as high as No. 75 in the nation by Rivals.

PERSONAL: Born on April 20 ... Son of Jami and Ryan Perry ... Has three siblings: Lilly, Maddie, and Parker.

SEASON GAME-BY-GAME

Opponent	Date	GS	MIN	Total		3-Pointers		Free throws		Rebounds				PF	A	TO	BLK	STL	PTS	AVG	
				FG-FGA	PCT	3FG-3FGA	PCT	FT-FTA	PCT	OFF	DEF	TOT	AVG								
Southeastern La.	11/03/2025	*	19:00	0-5	.000	0-4	.000	2-2	1.000	0	3	3	3.0	2	1	0	1	0	2	2.0	
ULM	11/07/2025	*	14:10	0-6	.000	0-5	.000	0-0	.000	0	2	2	2.5	2	0	2	0	1	0	1.0	
Memphis	11/11/2025		09:03	2-4	.500	2-3	.667	0-0	.000	0	2	2	2.3	2	1	1	0	2	6	2.7	
CSU Bakersfield	11/14/2025		14:54	3-7	.429	2-5	.400	0-0	.000	0	2	2	2.3	2	2	0	2	1	8	4.0	
Austin Peay	11/18/2025		16:01	1-7	.143	1-7	.143	0-0	.000	1	0	1	2.0	0	2	0	0	2	3	3.8	
vs Iowa	11/25/2025		10:33	0-1	.000	0-0	.000	0-0	.000	0	2	2	2.0	2	0	0	0	0	0	3.2	
vs Utah	11/26/2025		16:00	1-6	.167	1-4	.250	0-0	.000	0	1	1	1.9	0	2	0	0	0	3	3.1	
Miami (FL)	12/02/2025		22:45	4-7	.571	3-5	.600	0-0	.000	0	0	0	1.6	2	2	1	0	0	11	4.1	
at St. John's (NY)	12/06/2025	*	09:42	0-2	.000	0-2	.000	0-0	.000	0	0	0	1.4	2	0	0	0	0	0	3.7	
vs Southern Miss.	12/13/2025	*	13:20	2-4	.500	2-4	.500	0-0	.000	0	1	1	1.4	2	0	0	0	0	6	3.9	
vs Alabama A&M	12/17/2025	*	21:36	2-3	.667	2-3	.667	1-2	.500	0	2	2	1.5	3	2	0	0	2	7	4.2	
vs NC State	12/21/2025	*	33:28	7-13	.538	5-11	.455	2-2	1.000	0	0	0	1.3	3	2	2	0	4	21	5.6	
Alcorn	12/29/2025	*	16:05	1-7	.143	0-6	.000	0-0	.000	0	2	2	1.4	1	1	0	0	1	2	5.3	
at Oklahoma	01/03/2026		03:37	0-0	.000	0-0	.000	0-0	.000	0	0	0	1.3	0	0	0	0	0	0	4.9	
Arkansas	01/07/2026		16:36	1-3	.333	1-3	.333	0-0	.000	1	0	1	1.3	1	2	0	0	0	3	4.8	
Totals			7	236:50	24-75	.320	19-62	.306	5-6	.833	2	17	19	1.3	24	17	6	3	13	72	4.8

Player Averages

Games Played	Minutes/game	Points/game	FG Pct	3FG Pct	FT Pct	Rebounds/game	Assists/game	Turnovers/game	Assist/Turnover ratio	Steals/game	Blocks/game
15	15.8	4.8	32.0	30.6	83.3	1.3	1.1	0.4	2.8	0.9	0.2

THE PERRY FILE

BIRTHDAY	APRIL 20, 2005
MAJOR	BUSINESS

CAREER HIGHS

Points: 21, vs. NC State (12/21/25)
Rebounds: 4, vs. Alabama (3/14/25)
Assists: 3, at Texas (2/15/25)
Steals: 4, 2x, MR: vs. NC State (12/21/25)
Blocks: 2, vs. CSU Bakersfield (11/14/25)
Field Goals: 7, vs. NC State (12/21/25)
Free Throws: 6, vs. Alabama (3/14/25)
Three Pointers: 5, vs. NC State (12/21/25)

SEASON HIGHS

Points: 21, vs. NC State (12/21/25)
Rebounds: 3, vs. SE Louisiana (11/3/25)
Assists: 2, 7x, MR: vs. Arkansas (1/7/26)
Steals: 4, vs. NC State (12/21/25)
Blocks: 2, vs. CSU Bakersfield (11/14/25)
Field Goals: 7, vs. NC State (12/21/25)
Free Throws: 2, 2x, MR: vs. NC State (12/21/25)
Three Pointers: 5, vs. NC State (12/21/25)

SEASON SUPERLATIVES

Double-Figure Points: 2x
Double-Figure Rebounds: --
Double-Doubles: --
5+ Rebounds: --
5+ Assists: --
Led Team in Points: 2x
Led Team in Rebounds: --
Led Team in Assists: 1x

CAREER STATS



				Field Goals		3-Point		F-Throws		Rebounds				Scoring						
SEASON	TEAM	GP-GS	MIN/AVG	FG-FGA	FG%	3FG-3FGA	3FG%	FT-FTA	FT%	OFF	DEF	TOT	AVG	PF-FO	A	TO	BLK	STL	PTS	AVG
2024-25	UK	31-4	302/9.7	25-80	.313	18-56	.321	16-20	.800	8	18	26	0.8	29-0	18	21	1	11	84	2.7
2025-26	UM	15-7	237/15.8	24-75	.320	19-62	.306	5-6	.833	2	17	19	1.3	24-0	17	6	3	13	72	4.8
TOTAL FOR UM		15-7	237/15.8	24-75	.320	19-62	.306	5-6	.833	2	17	19	1.3	24-0	17	6	3	13	72	4.8
TOTAL		46-11	539/11.7	49-155	.316	37-118	.314	21-26	.808	10	35	45	1.0	53-0	35	27	4	24	156	3.4

13

Kezza GIFFA

Paris, France • Levallois Metropolitans 92 • High Point

Senior • Guard • 6-1 • 175



BIO

HIGH POINT: Played in 70 games over two seasons while at High Point ... Scored over 1,000 points, averaging 15.5 per game over two years ... During his senior season, named Big South First Team All-Conference after averaging 14.7 points, 2.5 rebounds, and 2.5 assists per game ... Shot 44.0 percent from the floor during 2024-25 ... Named the Oscar Robinson National Player of the Week on Jan. 23, 2024 ... A five-time Big South Player of the Week award winner ... Named to the Big South All-Tournament Team in 2024-25 ... Helped lead High Point to 29 wins in 2024-25, winning their first-ever Big South Conference title and earning their first-ever NCAA Tournament bid ... In his first season at High Point, helped the team win 27 games, their most in 45 seasons, after averaging 16.2 points, 2.9 rebounds, and 2.9 assists per game ... Named to All Big South Conference First Team in 2023-24 ... A CBI All-Tournament team selection in 2023-24 ... Lou Henson Award finalist in 2023-24.

DAYTONA STATE: Saw action in 29 games, making 25 starts in 2022-23 at Daytona State ... Averaged 10.8 points, 3.1 rebounds, and 3.0 assists per game while shooting 49.1 percent from the floor ... Scored in double figures in 16 games.

UTEP: Spent the 2021-22 season at UTEP, where he appeared in 14 games ... Finished with nine points, 11 rebounds, and four assists in 52 total minutes of action.

PREP: Averaged 17.8 points, 3.2 rebounds, and 3.8 assists in 13 games played with Levallois Mertopolitans U21 during 2020-21 in France ... Was a top-five finalist for the League MVP ... Averaged 7.3 points during the 2019-20 season ... Competed with the French National U19 Team.

PERSONAL: Born on November 13, 2002 ... His father Sacha Giffa played nearly two decades of professional basketball, including a stint on the French National Team.

SEASON GAME-BY-GAME

Opponent	Date	GS	MIN	Total		3-Pointers		Free throws		Rebounds				PF	A	TO	BLK	STL	PTS	AVG
				FG-FGA	PCT	3FG-3FGA	PCT	FT-FTA	PCT	OFF	DEF	TOT	AVG							
Southeastern La.	11/03/2025		15:15	3-3	1.000	1-1	1.000	5-6	.833	0	0	0	0.0	2	1	1	0	0	12	12.0
ULM	11/07/2025		14:52	3-6	.500	2-3	.667	1-2	.500	0	1	1	0.5	1	3	0	0	0	9	10.5
Memphis	11/11/2025	*	32:31	4-7	.571	1-2	.500	6-11	.545	0	2	2	1.0	2	5	0	0	1	15	12.0
CSU Bakersfield	11/14/2025	*	18:40	3-4	.750	1-2	.500	2-2	1.000	0	0	0	0.8	2	0	0	0	1	9	11.3
Austin Peay	11/18/2025	*	14:09	0-3	.000	0-2	.000	2-2	1.000	0	3	3	1.2	0	0	3	0	2	2	9.4
vs Iowa	11/25/2025	*	27:57	3-6	.500	2-4	.500	5-6	.833	1	1	2	1.3	4	0	0	0	0	13	10.0
vs Utah	11/26/2025	*	12:39	0-3	.000	0-0	.000	0-0	.000	0	0	0	1.1	3	2	1	0	0	0	8.6
Miami (FL)	12/02/2025		04:55	0-1	.000	0-0	.000	0-0	.000	0	2	2	1.3	0	0	2	0	0	0	7.5
at St. John's (NY)	12/06/2025		23:44	3-9	.333	0-3	.000	4-4	1.000	0	1	1	1.2	4	2	1	0	7	10	7.8
vs Southern Miss.	12/13/2025		27:24	4-6	.667	1-3	.333	4-4	1.000	0	2	2	1.3	2	2	1	0	3	13	8.3
vs Alabama A&M	12/17/2025		17:01	0-2	.000	0-2	.000	6-6	1.000	0	1	1	1.3	3	2	2	0	0	6	8.1
vs NC State	12/21/2025		07:34	2-3	.667	1-2	.500	0-0	.000	0	1	1	1.3	0	0	1	0	0	5	7.8
Alcorn	12/29/2025		26:27	4-7	.571	2-4	.500	4-5	.800	0	1	1	1.2	1	2	3	0	1	14	8.3
at Oklahoma	01/03/2026	*	21:02	1-2	.500	1-2	.500	0-0	.000	0	2	2	1.3	5	2	0	0	0	3	7.9
Arkansas	01/07/2026		14:26	2-4	.500	2-3	.667	0-0	.000	0	1	1	1.3	2	1	1	0	1	6	7.8
Totals		6	278:36	32-66	.485	14-33	.424	39-48	.813	1	18	19	1.3	31	22	16	0	16	117	7.8

Player Averages

Games Played	Minutes/game	Points/game	FG Pct	3FG Pct	FT Pct	Rebounds/game	Assists/game	Turnovers/game	Assist/Turnover ratio	Steals/game	Blocks/game
15	18.6	7.8	48.5	42.4	81.3	1.3	1.5	1.1	1.4	1.1	0.0

CAREER STATS

				Field Goals		3-Point		F-Throws		Rebounds				Scoring						
SEASON	TEAM	GP-GS	MIN/AVG	FG-FGA	FG%	3FG-3FGA	3FG%	FT-FTA	FT%	OFF	DEF	TOT	AVG	PF-FO	A	TO	BLK	STL	PTS	AVG
2021-22	UTEP	14-0	53/3.8	3-11	.273	1-5	.200	2-3	.667	4	7	11	0.8	7-0	4	9	0	0	9	0.6
2023-24	HP	36-9	1071/29.8	146-359	.407	50-147	.340	242-274	.883	12	92	104	2.9	82-3	104	94	4	20	584	16.2
2024-25	HP	34-34	957/28.2	149-339	.440	40-128	.313	160-188	.851	15	71	86	2.5	67-0	84	57	1	13	498	14.6
2025-26	UM	15-6	279/18.6	32-66	.485	14-33	.424	39-48	.813	1	18	19	1.3	31-1	22	16	0	16	117	7.8
TOTAL FOR UM		15-6	279/18.6	32-66	.485	14-33	.424	39-48	.813	1	18	19	1.3	31-1	22	16	0	16	117	7.8
TOTAL		99-49	2360/23.8	330-775	.426	105-313	.335	443-513	.864	32	188	220	2.2	187-4	214	176	5	49	1208	12.2

Max
22 SMITH

Austin, Texas • Anderson

Senior • Guard • 6-1 • 180



BIO

2024-25 (SENIOR): Did not appear in any games and took a redshirt.

HIGH SCHOOL: Averaged 24 points per game at Anderson High School ... Lettered in track and field.

PERSONAL: Son of Robin and Scott Smith ... Has two siblings, Mason and Miranda ... Born on June 28, 2001 ... Majoring in finance.

SEASON GAME-BY-GAME

Opponent	Date	GS	MIN	Total		3-Pointers		Free throws		Rebounds				PF	A	TO	BLK	STL	PTS	AVG
				FG-FGA	PCT	3FG-3FGA	PCT	FT-FTA	PCT	OFF	DEF	TOT	AVG							
Southeastern La.	11/03/2025		02:25	0-0	.000	0-0	.000	2-2	1.000	0	0	0	0.0	0	0	0	0	1	2	2.0
ULM	11/07/2025		02:10	1-2	.500	1-2	.500	0-0	.000	0	1	1	0.5	0	0	1	0	0	3	2.5
CSU Bakersfield	11/14/2025		01:26	0-1	.000	0-1	.000	0-0	.000	0	0	0	0.3	1	0	0	0	0	0	1.7
vs NC State	12/21/2025		08:17	1-2	.500	1-2	.500	0-0	.000	0	0	0	0.3	2	0	0	0	0	3	2.0
Alcorn	12/29/2025		02:27	0-2	.000	0-2	.000	0-0	.000	0	0	0	0.2	0	0	0	0	0	0	1.6
Totals		0	16:45	2-7	.286	2-7	.286	2-2	1.000	0	1	1	0.2	3	0	1	0	1	8	1.6

Player Averages

Games Played	Minutes/game	Points/game	FG Pct	3FG Pct	FT Pct	Rebounds/game	Assists/game	Turnovers/game	Assist/Turnover ratio	Steals/game	Blocks/game
5	3.4	1.6	28.6	28.6	100.0	0.2	0.0	0.2	0.0	0.2	0.0

THE SMITH FILE

BIRTHDAY	JUNE 28, 2001
MAJOR	FINANCE

CAREER HIGHS

Points: 3, 2x, MR: vs. NC State (12/21/25)
Rebounds: 1, vs. LA Monroe (11/7/25)
Assists: --
Steals: 1, vs. SE Louisiana (11/3/25)
Blocks: --
Field Goals: 1, 2x, MR: vs. NC State (12/21/25)
Free Throws: 2, vs. SE Louisiana (11/3/25)
Three Pointers: 1, 2x, MR: vs. NC State (12/21/25)

SEASON HIGHS

Points: 3, 2x, MR: vs. NC State (12/21/25)
Rebounds: 1, vs. LA Monroe (11/7/25)
Assists: --
Steals: 1, vs. SE Louisiana (11/3/25)
Blocks: --
Field Goals: 1, 2x, MR: vs. NC State (12/21/25)
Free Throws: 2, vs. SE Louisiana (11/3/25)
Three Pointers: 1, 2x, MR: vs. NC State (12/21/25)

SEASON SUPERLATIVES

Double-Figure Points: --
Double-Figure Rebounds: --
Double-Doubles: --
5+ Rebounds: --
5+ Assists: --
Led Team in Points: --
Led Team in Rebounds: --
Led Team in Assists: --

OLE MISS CAREER STATS

				Field Goals		3-Point		F-Throws		Rebounds				Scoring						
SEASON	TEAM	GP-GS	MIN/AVG	FG-FGA	FG%	3FG-3FGA	3FG%	FT-FTA	FT%	OFF	DEF	TOT	AVG	PF-FO	A	TO	BLK	STL	PTS	AVG
2025-26	UM	5-0	17/3.4	2-7	.286	2-7	.286	2-2	1.000	0	1	1	0.2	3-0	0	1	0	1	8	1.6
TOTAL		5-0	17/3.4	2-7	.286	2-7	.286	2-2	1.000	0	1	1	0.2	3-0	0	1	0	1	8	1.6

Patton

23 PINKINS

Murfreesboro, Tenn. • Frenship

Freshman • Guard • 6-5 • 200

BIO

HIGH SCHOOL: Played at Frenship High School ... Helped his team win 28 games as a senior ... Top-100 ranked player nationally by most recruiting services, as high as No. 78 by Rivals ... Ranked as the No. 14 shooting guard in the 2025 class by 247Sports ... A four-star recruit according to 247Sports, Rivals, and ESPN.

PERSONAL: Father, Al, is an assistant coach with Ole Miss men's basketball staff.

THE PINKINS FILE	
BIRTHDAY	APRIL 26, 2006
MAJOR	FRESHMAN STUDIES

CAREER HIGHS	
Points:	25, at Oklahoma (1/3/26)
Rebounds:	3, 5x, MR: vs. Arkansas (1/7/26)
Assists:	4, vs. Alcorn State (12/29/25)
Steals:	1, 2x, MR: vs. Southern Miss (12/13/25)
Blocks:	1, 3x, MR: at Oklahoma (1/3/26)
Field Goals:	9, at Oklahoma (1/3/26)
Free Throws:	5, 2x, MR: vs. Arkansas (1/7/26)
Three Pointers:	4, at Oklahoma (1/3/26)

SEASON HIGHS	
Points:	25, at Oklahoma (1/3/26)
Rebounds:	3, 5x, MR: vs. Arkansas (1/7/26)
Assists:	4, vs. Alcorn State (12/29/25)
Steals:	1, 2x, MR: vs. Southern Miss (12/13/25)
Blocks:	1, 3x, MR: at Oklahoma (1/3/26)
Field Goals:	9, at Oklahoma (1/3/26)
Free Throws:	5, 2x, MR: vs. Arkansas (1/7/26)
Three Pointers:	4, at Oklahoma (1/3/26)

SEASON SUPERLATIVES	
Double-Figure Points:	6x
Double-Figure Rebounds:	--
Double-Doubles:	--
5+ Rebounds:	--
5+ Assists:	--
Led Team in Points:	2x
Led Team in Rebounds:	--
Led Team in Assists:	1x

SEASON GAME-BY-GAME

Opponent	Date	GS	MIN	Total		3-Pointers		Free throws		Rebounds				PF	A	TO	BLK	STL	PTS	AVG
				FG-FGA	PCT	3FG-3FGA	PCT	FT-FTA	PCT	OFF	DEF	TOT	AVG							
Southeastern La.	11/03/2025		16:08	2-4	.500	1-3	.333	0-0	.000	0	0	0	0.0	0	0	0	0	0	5	5.0
ULM	11/07/2025		14:48	3-5	.600	1-2	.500	1-1	1.000	0	0	0	0.0	0	1	0	0	0	8	6.5
Memphis	11/11/2025		17:09	2-4	.500	0-0	.000	1-1	1.000	1	2	3	1.0	0	0	0	0	0	5	6.0
CSU Bakersfield	11/14/2025		15:32	1-4	.250	1-2	.500	5-6	.833	1	1	2	1.3	2	2	0	1	1	8	6.5
Austin Peay	11/18/2025		19:01	3-5	.600	2-2	1.000	0-0	.000	2	1	3	1.6	0	2	0	0	0	8	6.8
vs Iowa	11/25/2025		07:31	2-3	.667	1-2	.500	0-0	.000	0	0	0	1.3	1	0	0	0	0	5	6.5
vs Utah	11/26/2025		27:49	5-9	.556	2-4	.500	2-2	1.000	0	1	1	1.3	1	1	0	0	0	14	7.6
Miami (FL)	12/02/2025	*	27:22	4-8	.500	1-3	.333	2-2	1.000	1	0	1	1.3	0	1	0	1	0	11	8.0
at St. John's (NY)	12/06/2025		09:15	0-2	.000	0-2	.000	0-0	.000	0	1	1	1.2	0	0	1	0	0	0	7.1
vs Southern Miss.	12/13/2025		21:35	4-8	.500	1-2	.500	3-5	.600	0	3	3	1.4	2	1	0	0	1	12	7.6
vs Alabama A&M	12/17/2025		16:11	1-4	.250	1-3	.333	0-0	.000	0	0	0	1.3	1	1	0	0	0	3	7.2
vs NC State	12/21/2025		08:42	0-2	.000	0-1	.000	1-2	.500	0	1	1	1.3	0	1	0	0	0	1	6.7
Alcorn	12/29/2025		26:13	5-7	.714	3-5	.600	0-0	.000	1	1	2	1.3	0	4	0	0	0	13	7.2
at Oklahoma	01/03/2026		30:02	9-11	.818	4-6	.667	3-3	1.000	2	1	3	1.4	0	0	0	1	0	25	8.4
Arkansas	01/07/2026	*	24:45	2-8	.250	1-4	.250	5-6	.833	0	3	3	1.5	3	0	1	0	0	10	8.5
Totals			2 282:03	43-84	.512	19-41	.463	23-28	.821	8	15	23	1.5	10	14	2	3	2	128	8.5

Player Averages

Games Played	Minutes/game	Points/game	FG Pct	3FG Pct	FT Pct	Rebounds/game	Assists/game	Turnovers/game	Assist/Turnover ratio	Steals/game	Blocks/game
15	18.8	8.5	51.2	46.3	82.1	1.5	0.9	0.1	7.0	0.1	0.2

CAREER STATS

				Field Goals		3-Point		F-Throws		Rebounds				Scoring						
SEASON	TEAM	GP-GS	MIN/AVG	FG-FGA	FG%	3FG-3FGA	3FG%	FT-FTA	FT%	OFF	DEF	TOT	AVG	PF-FO	A	TO	BLK	STL	PTS	AVG
2025-26	UM	15-2	282/18.8	43-84	.512	19-41	.463	23-28	.821	8	15	23	1.5	10-0	14	2	3	2	128	8.5
TOTAL		15-2	282/18.8	43-84	.512	19-41	.463	23-28	.821	8	15	23	1.5	10-0	14	2	3	2	128	8.5

Augusto

88 CASSIA

Salvador, Bahia, Brazil • NBA Global Academy (Australia) • Butler

Junior • Forward • 6-8 • 225



BIO

BUTLER: Played in 25 games over two seasons at Butler ... Averaged 5.1 points and 3.1 rebounds in 15.3 minutes per game in 2024-25 across 10 games ... Saw action in 15 games as a freshman in 2023-24.

HIGH SCHOOL: Trained at the NBA Global Academy in Canberra, Australia ... Previously trained at the NBA Academy Latin America

in San Luis Potosi, Mexico ... Represented Brazil at the 2019 South American U17 championship, averaging 6.8 points and 5.0 rebounds per game in four games ... Has also played for Corinthians, a professional team in Brazil.

PERSONAL: Born August 11, 2002 ... Majoring in General Business.

SEASON GAME-BY-GAME

Opponent	Date	GS	MIN	Total		3-Pointers		Free throws		Rebounds				PF	A	TO	BLK	STL	PTS	AVG
				FG-FGA	PCT	3FG-3FGA	PCT	FT-FTA	PCT	OFF	DEF	TOT	AVG							
Southeastern La.	11/03/2025		12:34	1-2	.500	0-0	.000	0-0	.000	2	2	4	4.0	2	1	0	0	0	2	2.0
ULM	11/07/2025		09:39	2-3	.667	0-1	.000	2-2	1.000	0	1	1	2.5	5	1	0	0	1	6	4.0
Memphis	11/11/2025		09:26	0-2	.000	0-1	.000	0-0	.000	0	0	0	1.7	3	1	0	0	1	0	2.7
CSU Bakersfield	11/14/2025		12:46	1-2	.500	0-0	.000	2-2	1.000	1	3	4	2.3	1	0	1	0	1	4	3.0
Austin Peay	11/18/2025		11:04	1-3	.333	0-1	.000	0-0	.000	0	1	1	2.0	2	1	0	0	1	2	2.8
vs Iowa	11/25/2025		13:49	1-3	.333	0-1	.000	0-0	.000	1	1	2	2.0	3	0	0	1	0	2	2.7
vs Utah	11/26/2025		09:32	1-1	1.000	0-0	.000	0-0	.000	0	0	0	1.7	3	0	1	1	0	2	2.6
Miami (FL)	12/02/2025		12:45	1-1	1.000	1-1	1.000	0-0	.000	0	2	2	1.8	4	0	1	0	2	3	2.6
at St. John's (NY)	12/06/2025	*	08:18	0-0	.000	0-0	.000	0-0	.000	0	1	1	1.7	2	0	1	0	0	0	2.3
vs Southern Miss.	12/13/2025		14:25	1-1	1.000	0-0	.000	0-0	.000	0	1	1	1.6	0	0	0	1	1	2	2.3
vs Alabama A&M	12/17/2025		10:42	3-4	.750	0-0	.000	0-0	.000	1	0	1	1.5	3	0	0	0	0	6	2.6
vs NC State	12/21/2025		12:33	0-1	.000	0-0	.000	0-0	.000	1	0	1	1.5	2	0	0	0	0	0	2.4
Alcorn	12/29/2025		07:43	0-1	.000	0-1	.000	0-0	.000	0	3	3	1.6	1	1	1	0	0	0	2.2
at Oklahoma	01/03/2026		03:33	0-0	.000	0-0	.000	1-2	.500	0	0	0	1.5	2	0	0	0	0	1	2.1
Arkansas	01/07/2026		11:21	1-2	.500	0-1	.000	2-3	.667	0	3	3	1.6	3	1	0	0	0	4	2.3
Totals			1 160:11	13-26	.500	1-8	.125	7-9	.778	6	18	24	1.6	36	6	5	3	7	34	2.3

Player Averages

Games Played	Minutes/game	Points/game	FG Pct	3FG Pct	FT Pct	Rebounds/game	Assists/game	Turnovers/game	Assist/Turnover ratio	Steals/game	Blocks/game
15	10.7	2.3	50.0	12.5	77.8	1.6	0.4	0.3	1.2	0.5	0.2

THE CASSIA FILE

BIRTHDAY

AUGUST 11, 2002

MAJOR

MULTI-DISCIPLINARY STUDIES

CAREER HIGHS

Points: 16, vs. Western Michigan (11/11/24)
Rebounds: 5, vs. Merrimack (11/22/24)
Assists: 4, vs. North Dakota St. (12/10/24)
Steals: 2, vs. Miami (12/2/25)
Blocks: 3, vs. Western Michigan (11/11/24)
Field Goals: 4, 2x, MR: vs. Western Michigan (11/11/24)
Free Throws: 8, vs. Western Michigan (11/11/24)
Three Pointers: 2, at Houston (12/7/24)

SEASON HIGHS

Points: 6, 2x, MR: vs. Alabama A&M (12/17/25)
Rebounds: 4, 2x, MR: vs. CSU Bakersfield (11/14/25)
Assists: 1, 6x, MR: vs. Arkansas (1/7/26)
Steals: 2, vs. Miami (12/2/25)
Blocks: 1, 3x, MR: vs. Southern Miss (12/13/25)
Field Goals: 3, vs. Alabama A&M (12/17/25)
Free Throws: 2, 3x, MR: vs. Arkansas (1/7/26)
Three Pointers: 1, vs. Miami (12/2/25)

SEASON SUPERLATIVES

Double-Figure Points: --
Double-Figure Rebounds: --
Double-Doubles: --
5+ Rebounds: --
5+ Assists: --
Led Team in Points: --
Led Team in Rebounds: --
Led Team in Assists: --

CAREER STATS

CASSIA, Augusto

				Field Goals		3-Point		F-Throws		Rebounds								Scoring		
SEASON	TEAM	GP-GS	MIN/AVG	FG-FGA	FG%	3FG-3FGA	3FG%	FT-FTA	FT%	OFF	DEF	TOT	AVG	PF-FO	A	TO	BLK	STL	PTS	AVG
2023-24	Butler	15-0	52/3.5	4-14	.286	0-5	.000	1-1	1.000	5	8	13	0.9	13-0	1	3	2	1	9	0.6
2024-25	Butler	10-8	153/15.3	16-24	.667	3-7	.429	16-19	.842	6	25	31	3.1	27-0	8	7	8	3	51	5.1
2025-26	UM	15-1	160/10.7	13-26	.500	1-8	.125	7-9	.778	6	18	24	1.6	36-1	6	5	3	7	34	2.3
TOTAL FOR UM		15-1	160/10.7	13-26	.500	1-8	.125	7-9	.778	6	18	24	1.6	36-1	6	5	3	7	34	2.3

SJB PAVILION RECORD BOOK

INDIVIDUAL (OLE MISS)

Points:	43	Stefan Moody vs. Mississippi St. (03-03-16)
FG att:	25	Stefan Moody vs. Vanderbilt (02-06-16)
FG made:	13	2x, MR: Breein Tyree vs. Mississippi St. (02-11-20)
3-pt att:	15	Stefan Moody vs. Vanderbilt (02-06-16)
3-pt made:	8	2X, MR: Matthew Murrell vs. Texas A&M (2-28-23)
FT att:	18	3x, MR: D. Shuler vs. No. 16 Auburn (01-28-20)
FT made:	15	2x, MR: Stefan Moody vs. Mississippi St. (03-03-16)
Rebounds:	19	Sebastian Saiz vs. UMass (11-14-16)
Assists:	11	Jaylen Murray vs. Mississippi State (1-30-24)
Blocks:	9	Jamarion Sharp vs. Florida (1-10-24)
Steals:	10	Matthew Murrell vs. Troy (12-19-23)

TEAM (OLE MISS)

Points:	103	vs. Florida (1-10-24)
Few points:	47	vs. Georgia (01-11-17)
FG att:	75	vs. Charleston Southern (11-12-21)
FG made:	41	vs. Valparaiso (12-10-22)
FG pct:	61.5	vs. Chattanooga (12-16-18)
3-pt att:	33	2x, MR: vs. Montana (11-24-16)
3-pt made:	14	2x, MR: vs. Middle Tennessee (12-14-19)
3-pt pct:	63.6	14-22 vs. Middle Tennessee (12-14-19)
FT att:	46	vs. UMass (11-14-16)
FT made:	33	vs. UMass (11-14-16)
FT pct:	100.0	(15-15) vs. #4 Auburn (01-15-22)
Rebounds:	57	vs. Rider (11-30-21)
Assists:	26	2x, MR: vs. Oral Roberts (11-21-24)
Blocks:	16	vs. Florida (1-10-24)
Steals:	16	vs. Troy (12-19-23)

INDIVIDUAL (OPPONENT)

Points:	34	2x, MR: Isaiah Joe, Arkansas (1-11-20)
FG att:	24	Bryce Brown, #10 Auburn (1-9-19)
FG made:	12	Malik Monk, #8 Kentucky (12-29-16)
3-pt att:	19	Bryce Brown, #10 Auburn (1-9-19)
3-pt made:	8	Jaden Shackelford, Alabama (2-9-22)
FT att:	18	Keith Stone, Florida (1-13-18)
FT made:	13	Keith Stone, Florida (1-13-18)
Rebounds:	16	Mark Smith, Kansas State (1-29-22)
Assists:	15	Zakai Zeigler, Tennessee (3-5-25)
Blocks:	8	Clevon Brown, Vanderbilt (3-3-18)
Steals:	5	J.J. Frazier, Georgia (1-9-16)

TEAM (OPPONENT)

Points:	103	2x, MR: Alabama (2-28-24)
Few points:	43	3x, MR: Alcorn State (12-29-25)
FG att:	75	vs. Florida (1-10-24)
FG made:	38	#24 Iowa State (1-26-19)
FG pct:	69.1	#24 Iowa State (1-26-19)
3-pt att:	41	South Dakota State (11-28-17)
3-pt made:	18	South Dakota State (11-28-17)
3-pt pct:	63.6	Alabama (2-9-22)
FT att:	37	#18 Memphis (12-4-21)
FT made:	26	2x, MR: #16 Auburn (1-28-20)
FT pct:	93.3	14-15, LSU (2-25-23)
Rebounds:	49	2x, MR: Illinois State (12-16-17)
Assists:	26	#24 Iowa State (1-26-19)
Blocks:	9	#4 Auburn (1-15-22)
Steals:	14	Southern (12-17-24)

SJB PAVILION FAQ

What is the official name?

The official name is the Sandy and John Black Pavilion at Ole Miss, or SJB Pavilion for short.

Does The Pavilion have a nickname like the Tad Pad?

No.

When did the SJB Pavilion open?

January 7, 2016

What was the total cost?

\$96.5 million

Where is media parking?

Media parking is in either the garage or the lot in front of the track and field facility, and will be distributed by men's basketball contact Mike Swartz.

Where is the media entrance?

The media will-call table is located in the southwest corner of The Pavilion. For those parking inside the garage, media will-call is located on the Parking Level 1 of the parking garage (P1 on elevators). The media entrance will open 2 hours prior to tipoff.

Where is the media workroom?

In The Pavilion, the workroom is located in the southwest corner of the floor level through the visiting team tunnel.

Where is the media seating?

Media seating is located in the at the top of section 101 in the southwest corner of The Pavilion.

How do I obtain media credentials for games at the Pavilion?

Media credentials may be requested through the Athletics Communications Office for game credentials. Requests for credentials should be emailed to Mike Swartz (mgschwartz@olemiss.edu) and will be limited to working members of the media.

Where are the scouting seats located?

Scouting seats are available in the media seating area at the top of section 101. Additional seating may be purchased by contacting the ticket office.

What is the postgame interview policy?

Both team locker rooms are CLOSED to the media following the game. Ole Miss head coach Chris Beard will be brought into the media room approximately 10 minutes after the game. Selected players will join Coach Beard. Visiting coach and player interviews will be coordinated through the visiting team's communications contact.

SJB PAVILION QUICK FACTS

Arena Name	SJB Pavilion
Ground Breaking	July 31, 2014
Opening Date	Jan. 7, 2016
Capacity	9,500
Record Crowd	10,630 (1/30/24)
All-Time Record	111-58 (.657)
Current Streak	L1
Longest Win Streak	12 (11/6/23-1/30/24)
Most Points by Both Teams:	198 (Illinois State 101, Ole Miss 97 - Dec. 16, 2017)
Fewest Points by Both Teams:	114 (Ole Miss 62, MTSU 52 - Dec. 15, 2021)

SJB PAVILION ATTENDANCE RECORDS

- 10,630; (1/30/24), Miss. St. (W, 86-82)
- 10,008; (1/22/25), Texas A&M (L, 62-63)
- 9,974; (2/1/25), Auburn (L, 82-92)
- 9,759; (2/15/25), Miss. St. (L, 81-81)
- 9,631; (2/3/24), Auburn (L, 77-91)
- 9,500; 9x, MR: (3/5/19), Kentucky (L, 76-80)

MEDIA ROSTER



EST. 2023