

OleMiss

HELL, YEAH! DAMN! RIGHT! HOTTY, TODDY,
GOSH ALMIGHTY, WHO THE HELL ARE WE? HEY!
FLIM FLAM, BIM BAM, OLE MISS BY DAMN!



272 Made Threes

tied for 4th-most
in a single season
in school history

TO Margin

4th in NCAA

TO per Game

3th in NCAA

**Team leads SEC in all
three TO metrics**

- TO margin
- TO forced/game
- TO/game

**10th postseason berth
in program history**

**Chris Beard's fourth
program brought to
NCAA Tourney**

290 Steals

3rd-most in a single
season in school history



OleMiss

Ole Miss

2024-25 MEN'S BASKETBALL GAME NOTES

Friday, March 28 | 7:09 p.m. ET | State Farm Arena (16,888)

2024-25 SCHEDULE

DATE	OPPONENT	TV	TIME (CT)/RESULT
Oct. 27	#24 Illinois (Ex.)	SEC Network	W, 91-74
Nov. 4	LONG ISLAND	SECN+	W, 90-60
Nov. 8	GRAMBLING ST.	SEC Network	W, 66-64
Nov. 12	SOUTH ALABAMA @	SECN+	W, 64-54
Nov. 16	vs. Colorado St. #	SECN+	W, 84-69
Nov. 21	ORAL ROBERTS	SECN+	W, 100-68
Nov. 28	vs. BYU %	FS1	W, 96-85 (OT)
Nov. 29	vs. #12 Purdue %	FOX	L, 78-80
Dec. 3	at Louisville \$	ACC Network	W, 86-63
Dec. 7	LINDENWOOD	SECN+	W, 86-53
Dec. 14	vs. Southern Miss ~	SECN+	W, 77-46
Dec. 17	SOUTHERN	SECN+	W, 74-61
Dec. 21	QUEENS	SECN+	W, 80-62
Dec. 28	at Memphis	ESPN2	L, 70-87
Jan. 4	GEORGIA *	SEC Network	W, 63-51
Jan. 8	at Arkansas *	ESPN2	W, 73-66
Jan. 11	LSU *	SEC Network	W, 77-65
Jan. 14	at #4 Alabama *	ESPNU	W, 74-64
Jan. 18	at #15 Mississippi St. *	ESPN2	L, 81-84 (OT)
Jan. 22	#13 TEXAS A&M *	ESPN2	L, 62-63
Jan. 25	at #22 Missouri *	SEC Network	L, 75-83
Jan. 29	TEXAS *	ESPN2	W, 72-69
Feb. 1	#1 AUBURN *	ESPN	L, 82-92
Feb. 4	#14 KENTUCKY *	ESPN	W, 98-84
Feb. 8	at LSU *	SEC Network	W, 72-70
Feb. 12	at South Carolina *	SEC Network	W, 72-68
Feb. 15	#22 MISSISSIPPI ST. *	ESPN2	L, 71-81
Feb. 22	at Vanderbilt *	SEC Network	L, 72-77
Feb. 26	at #1 Auburn *	ESPN2	L, 76-106
Mar. 1	OKLAHOMA *	ESPN2	W, 87-84
Mar. 5	#4 TENNESSEE *	ESPN2	W, 78-76
Mar. 8	at #5 Florida *	SEC Network	L, 71-90
Mar. 13	vs. Arkansas (9) ^	SEC Network	W, 83-80
Mar. 14	vs. #3 Auburn (1) ^	ESPN	L, 57-62
Mar. 21	North Carolina (11) +	TNT	W, 71-64
Mar. 23	#14 Iowa State (3) +	TruTV	W, 91-78
Mar. 28	#7 Michigan St. (2) +	CBS	6:09 P.M.

ALL TIMES CENTRAL

Home games in all caps | Rankings are highest of AP or Coaches

* SEC contest

@ Throwback Game in the Tad Pad

in Southaven, Miss.

% Rady Children's Invitational (San Diego, Calif.)

\$ SEC/ACC Challenge

~ in Biloxi, Miss.

^ SEC Tournament (Nashville, Tenn.)

+ NCAA Tournament

Ole Miss

OLE MISS REBELS (6)

Record: 24-11 (10-8 SEC)

Head Coach: Chris Beard

Career: 281-121 (13th Year)

at Ole Miss: 44-23 (2nd Year)

VS.



NO. 8/7 MICHIGAN STATE SPARTANS (2)

Record: 29-6 (17-3 BIG 10)

Head Coach: Tom Izzo

Career: 736-301 (30th Year)


at Michigan State: 736-301 (30th Year)

ON THE AIR



CBS

Play-By-Play: Ian Eagle
Analysts: Bill Raftery & Grant Hill
Reporter: Tracy Wolfson



OLE MISS LEARFIELD

Radio: Ole Miss Network
Online: OleMissSports.com
Play-by-Play: David Kellum
Analyst: Marc Dukes



SIRIUSXM

SiriusXM 208 or 201
SiriusXM App 963

STARTING FIVE

- 1 This is the 10th time Ole Miss has reached the NCAA Tournament, and their highest seed since 2001. This will be the second time Michigan St. and the Rebels have ever played, previously coming in the 1999 NCAA Tournament.
- 2 The Rebels are fourth in the nation in turnovers per game by committing just 9.0 with a turnover margin of +5.2, fifth-best in the NCAA. They also force 14.2 per game, 38th-most in the nation.
- 3 Ole Miss has seven players who have hit 1,000 points in their college careers: Murrell (1,775), Pedulla (1,761), Brakefield (1,492), Davis (1,484), Murray (1,362), Brown-Jones (1,129), and Barnes (1,100).
- 4 Head coach Chris Beard holds one of the highest career winning percentages in college basketball, ranking 15th among active head coaches with 10 or more years of experience and 24th overall at 69.9%.
- 5 Ole Miss has hit the record book for numerous team stats on the season, setting all-time bests in made threes, assist-turnover ratio, and turnovers per game, while ranking second for most steals.

PROJECTED STARTERS



0 MALIK DIA

Forward • 6-9 • 250 • Junior
Murfreesboro, Tenn. • Ensworth • Belmont

PTS	REB	AST	STL	FG%	FT%
10.7	5.7	0.8	0.7	.471	.637



3 SEAN PEDULLA

Guard • 6-1 • 195 • Senior
Edmond, Okla. • Edmond Memorial • Virginia Tech

PTS	REB	AST	STL	FG%	FT%
15.2	3.5	3.7	1.9	.437	.821



5 JAYLEN MURRAY

Guard • 5-11 • 165 • Senior
Bronx, N.Y. • Putnam Science Academy • St. Peter's

PTS	REB	AST	STL	FG%	FT%
10.5	2.2	3.5	1.4	.408	.818



11 MATTHEW MURRELL

Guard • 6-4 • 205 • Senior
Memphis, Tenn. • IMG Academy

PTS	REB	AST	STL	FG%	FT%
10.7	3.5	1.8	1.8	.426	.793



14 DRE DAVIS

Guard • 6-6 • 215 • Senior
Indianapolis, Ind. • Lawrence Central • Seton Hall

PTS	REB	AST	STL	FG%	FT%
10.3	4.8	1.3	1.0	.459	.683

QUICK FACTS

Name Ole Miss (The University of Mississippi)
 Nickname Rebels
 Location Oxford, Mississippi
 Founded November 6, 1848
 Enrollment 24,710
 School Colors ... Cardinal Red (PMS 186) & Navy Blue (PMS 2767)
 Chancellor Dr. Glenn Boyce
 Faculty Representative Dr. Ron Rychlak
 Athletics Director Keith Carter
 Conference Southeastern (SEC)
 Stadium The Pavilion at Ole Miss
 Capacity 9,500
 Head Coach Chris Beard
 Record at Ole Miss 44-23 (2nd season)
 Career Record 281-121 (13th season)
 2022-23 Record 20-12
 SEC Record/Finish 7-11/10th
 Postseason None
 Letterwinners Returning/Lost 6/7
 Starters Returning/Lost 3/2
 All-Time Record 1412-1407 (.501)

MEDIA SERVICES

CREDENTIALS

Please contact the Athletics Communications office for game credentials. Requests for credentials should be emailed to mgschwartz@olemiss.edu, and will be limited to working members of the media. Please email Mike Swartz no less than 24 hours before tip-off for all requests. Credentials will be held at will call located at the media entrance on the Hill Drive side of The Pavilion at Ole Miss at parking level 1 (southwest corner of The SIB Pavilion in the parking garage elevator lobby). Will call will open two hours before tipoff. Seating priority will be given to the media that cover Ole Miss basketball on a regular basis. Credentials are non-transferable and unauthorized use is strictly prohibited.

INTERVIEW POLICY

All interview requests - coaches and players - MUST be coordinated through Mike Swartz in the Athletics Communications office. During the week, head coach Chris Beard and Rebel student-athletes can be made available for interview before or after practice unless arranged otherwise. There will be no gameday player interviews until after the game.

POSTGAME INTERVIEWS

Chris Beard and select student-athletes will be brought into the media room approximately 10 minutes after the game. Visiting coach and player interviews will be coordinated through the visiting team's media relations contact.

MEDIA TIMEOUTS

Media timeouts (3:00) will occur in the following manner:
 - The first deadball AT or UNDER 16:00, 12:00, 8:00 and 4:00 of each half; OR, if a timeout or officials' review is called within 30 seconds of those times - First called timeout of the second half becomes a media timeout
 - If there is a free throw situation, shots will be taken following the timeout per NCAA regulations

Each team will have one full timeout (60 seconds) and three 30-second timeouts to call. The first called timeout of the SECOND HALF will be a media (full; 3:00) timeout. Three timeouts can be carried over to the second half, and each team receives one 30-second timeout for each extra period, in addition to any unused second half timeouts.

WORKING PRESS AREA

Credentialed media have a reserved seat in the media seating area, which is located in the southwest corner of SIB Pavilion on the concourse level.

The media workroom offers media a place to gather materials provided by the Ole Miss Athletics Communications staff, write and submit stories, transmit photographs and participate in postgame press conferences. The workroom is located in the southwest corner of the floor level through the visiting team tunnel.

PARKING

Media parking for men's basketball is located in the garage or at the Ole Miss Track Complex. Visit OleMissGameday.com for a map and more information. Media members should request parking in advance. Media members that attend practices, press conferences and other on-campus events during the week should make arrangements with campus parking by visiting olemiss.edu/parking/media.html. Home game parking can be requested by emailing Mike Swartz (mgschwartz@olemiss.edu) and should be sent no less than 24 hours prior to tipoff.

OLE MISS STYLE GUIDE

NAME
 Ole Miss (preferred)
 University of Mississippi
 Mississippi

NICKNAME
 Rebels

LOGO

NUMERICAL ROSTER

#	NAME	POS.	HT./WT.	YR.-EXP.	HOMETOWN / PREVIOUS SCHOOL
0	Malik Dia	F	6-9/250	Jr.-TR	Murfreesboro, Tenn. / Ensworth / Belmont
1	Mikeal Brown-Jones	F	6-8/225	Sr.-TR	North Philadelphia, Pa. / IMG Academy / UNC Greensboro
3	Sean Pedulla	G	6-1/195	Sr.-TR	Edmond, Okla. / Edmond Memorial / Virginia Tech
4	Jaemyn Brakefield	F	6-8/225	Sr.-3L	Jackson, Miss. / Huntington Prep / Duke
5	Jaylen Murray	G	5-11/165	Sr.-1L	Bronx, N.Y. / Putnam Science Academy / Saint Peter's
6	Robert Cowherd	G	6-4/210	So.-1L	Grayson, Ga. / Southern California Academy
7	Davon Barnes	G	6-4/205	Sr.-TR	Memphis, Tenn. / Collierville / Sam Houston
8	Eduardo Klafke	G	6-5/195	Fr.-HS	Franca SP, Brazil / NBA Academy Latin America
10	John Bol	F	7-2/210	Fr.-HS	Boma, South Sudan / Overtime Elite
11	Matthew Murrell	G	6-4/205	Sr.-4L	Memphis, Tenn. / IMG Academy
14	Dre Davis	G	6-6/215	Sr.-TR	Indianapolis, Ind. / Lawrence Central / Seton Hall
21	Ja'Von Benson	F	6-7/220	Sr.-TR	Columbia, S.C. / Ridge View / Hampton
22	Max Smith	G	6-1/175	Sr.-HS	Austin, Texas / Anderson
31	Zach Day	G	6-5/185	Fr.-HS	Midland, Texas / Midland Christian
55	Cam Brent	G	5-4/125	Sr.-1L	Jackson, Miss. / Jackson Prep

ALPHABETICAL ROSTER

#	NAME	POS.	HT.	YR.-EXP.	HOMETOWN / PREVIOUS SCHOOL
7	Barnes, Davon	G	6-4/205	Sr.-TR	Memphis, Tenn. / Collierville / Sam Houston
21	Benson, Ja'Von	F	6-7/220	Sr.-TR	Columbia, S.C. / Ridge View / Hampton
10	Bol, John	F	7-2/210	Fr.-HS	Boma, South Sudan / Overtime Elite
4	Brakefield, Jaemyn	F	6-8/225	Sr.-3L	Jackson, Miss. / Huntington Prep / Duke
55	Brent, Cam	G	5-4/125	Sr.-1L	Jackson, Miss. / Jackson Prep
1	Brown-Jones, Mikeal	F	6-8/225	Sr.-TR	North Philadelphia, Pa. / IMG Academy / UNC Greensboro
6	Cowherd, Robert	G	6-4/210	So.-1L	Grayson, Ga. / Southern California Academy
14	Davis, Dre	G	6-6/215	Sr.-TR	Indianapolis, Ind. / Lawrence Central / Seton Hall
31	Day, Zach	G	6-5/185	Fr.-HS	Midland, Texas / Midland Christian
0	Dia, Malik	F	6-9/250	Jr.-TR	Murfreesboro, Tenn. / Ensworth / Belmont
8	Klafke, Eduardo	G	6-5/195	Fr.-HS	Franca SP, Brazil / NBA Academy Latin America
5	Murray, Jaylen	G	5-11/165	Sr.-1L	Bronx, N.Y. / Putnam Science Academy / Saint Peter's
11	Murrell, Matthew	G	6-4/205	Sr.-4L	Memphis, Tenn. / IMG Academy
3	Pedulla, Sean	G	6-1/195	Sr.-TR	Edmond, Okla. / Edmond Memorial / Virginia Tech
22	Smith, Max	G	6-1/175	Sr.-HS	Austin, Texas / Anderson

HEAD COACH

Chris Beard - Second Year (Texas, 1995)
 Record at Ole Miss: 44-23 (Second Year)
 Career Record: 281-121 (13th Year)

ASSISTANT COACHES

Wes Flanigan - Second Year (Auburn, 1997)
 Al Pinkins - Second Year (NC State, 1998)
 Bob Donewald Jr. - Second Year (Western Michigan, 1993)
 Mark Adams - First Year (Texas Tech, 1979)
 Brian Burg - Second Year (Mount Mercy, 2003)

PRONUNCIATION GUIDE

DAVON Barnes DAY-vin
 JA'VON Benson JA-von
 John BOL bohL
 JAEMYN Brakefield JAY-min
 MIKEAL Brown-Jones mi-KALE
 Robert COWHERD COW-herd
 MALIK DIA ma-LEEK DEE-uh
 Eduardo KLAFFE CLAF-key
 Matthew MURRELL murr-ELL
 Sean PEDULLA pe-DOO-la

NICKNAMES

Jaylen Murray - Juju Murray

SUPPORT STAFF

Win Case - Special Assistant to the Head Coach
 John Reilly - Strength and Conditioning Coach
 Matthew Winsberg - Director of Video Operations
 Parker Eidson - Director of Basketball Operations
 John Raybon - Athletic Trainer

BY HOME STATE

Tennessee (3) Barnes, Dia, Murrell
 International (2) Bol (South Sudan), Klafke (Brazil)
 Mississippi (2) Brakefield, Brent
 Texas (2) Day, Smith
 Georgia (1) Cowherd
 Indiana (1) Davis
 New York (1) Murray
 Oklahoma (1) Pedulla
 Pennsylvania (1) Brown-Jones
 South Carolina (1) Benson

BY CLASS

Seniors (10): Barnes, Benson, Brakefield, Brent, Brown-Jones, Davis, Murray, Murrell, Pedulla, Smith
 Juniors (1): Dia
 Sophomores (1): Cowherd
 Freshmen (3): Bol, Day, Klafke

BY HEIGHT

7-2 (1) Bol
 6-9 (1) Dia
 6-8 (2) Brakefield, Brown-Jones
 6-7 (1) Benson
 6-6 (1) Davis
 6-5 (2) Day, Klafke
 6-4 (3) Barnes, Cowherd, Murrell
 6-1 (2) Pedulla, Smith
 5-11 (1) Murray
 5-4 (1) Brent



@olemissmbb



Ole Miss Men's Basketball



@OleMissMBB



OleMissTix.com

0		MALIK DIA	Pronunciation: ma-LEEK DEE-uh				LAST GAME: 18 pts., 8-14 FG, 8 reb., 1 ast., 2 stl., 26 min.
		6-9 250 Jr. Murfreesboro, Tenn. Ensworth Belmont	PTS	REB	AST	S	FG%
1		MIKEAL BROWN-JONES	Pronunciation: mi-KALE				LAST GAME: DNP
		6-8 225 Sr. North Philadelphia, Penn. IMG Academy UNC Greensboro	PTS	REB	AST	S	FG%
3		SEAN PEDULLA	Pronunciation: pe-DOO-la				LAST GAME: 20 pts., 2 reb., 8 ast., 4 stl., 37 min.
		6-1 195 Sr. Edmond, Okla. Edmond Memorial Virginia Tech	PTS	REB	AST	S	FG%
4		JAEMYN BRAKEFIELD	Pronunciation: JAY-min				LAST GAME: 19 pts., 6-8 FG, 2 reb., 2 stl., 26 min.
		6-8 225 Sr. Jackson, Miss. Huntington Prep Duke	PTS	REB	AST	S	FG%
5		JAYLEN MURRAY	Nickname: Juju				LAST GAME: 11 pts., 4-7 FG, 2 reb., 3 ast., 1 stl., 31 min.
		5-11 165 Sr. Bronx, N.Y. Putnam Science Academy St. Peter's	PTS	REB	AST	S	FG%
6		ROBERT COWHERD	Pronunciation: COW-herd				LAST GAME: DNP
		6-4 210 So. Grayson, Ga. Southern California Academy	PTS	REB	AST	S	FG%
7		DAVON BARNES	Pronunciation: DAY-vin				LAST GAME: 4 pt., 4 reb., 1 ast., 16 min.
		6-4 205 Sr. Memphis, Tenn. Collierville Sam Houston	PTS	REB	AST	S	FG%
8		EDUARDO KLAFKE	Pronunciation: CLAF-key				LAST GAME: 1 reb., 5 min.
		6-5 195 Fr. Franca SP, Brazil NBA Academy Latin America	PTS	REB	AST	S	FG%
10		JOHN BOL	Pronunciation: boh				LAST GAME: DNP
		7-2 210 Fr. Boma, South Sudan Overtime Elite	PTS	REB	AST	S	FG%
11		MATTHEW MURRELL	Pronunciation: murr-ELL				LAST GAME: 15 pts., 5-7 FG, 4 reb., 2 stl., 30 min.
		6-4 205 Sr. Memphis, Tenn. IMG Academy	PTS	REB	AST	S	FG%
14		DRE DAVIS					LAST GAME: 4 pts., 5 reb., 2 ast., 1 blk., 28 min.
		6-6 215 Sr. Indianapolis, Ind. Lawrence Central Seton Hall	PTS	REB	AST	S	FG%
21		JA'VON BENSON	Pronunciation: JA-von				LAST GAME: DNP
		6-7 220 Sr. Columbia, S.C. Ridge View Hampton	PTS	REB	AST	S	FG%
22		MAX SMITH					LAST GAME: DNP
		6-1 175 Sr. Austin, Texas Anderson	PTS	REB	AST	S	FG%
31		ZACH DAY					LAST GAME: DNP
		6-5 185 Fr. Midland, Texas Midland Christian	PTS	REB	AST	S	FG%
55		CAM BRENT					LAST GAME: DNP
		5-4 125 Sr. Jackson, Miss. Jackson Prep	PTS	REB	AST	S	FG%

CAREER RECORD AS HEAD COACH (NCAA ALL DIVISIONS):

281-121 (.699 pct. / 13 seasons)

CAREER RECORD AS HEAD COACH (NCAA DIVISION I):

215-96 (.691 pct. / 10 seasons)

CAREER RECORD AS COLLEGIATE HEAD COACH (ALL NCAA DIVISIONS, NJCAA):

325-139 (.700 pct. / 15 seasons)



COACHING HONORS

- 2015 Lone Star Conference Coach of the Year
- 2016 Sun Belt Conference Coach of the Year
- 2016 Sun Belt Conference Champion (regular season and tournament)
- 2018 Big 12 Coach of the Year
- 2019 AP National Coach of the Year
- 2019 Big 12 Coach of the Year
- 2019 Big 12 Regular Season Co-Champion
- 2019 NCAA Tournament Runner-Up

COACHING CAREER

Season	School	Position	Record/Postseason
1995-96	Incarinate Word	Graduate Assistant	20-9
1996-97	Abilene Christian	Assistant Coach	15-12
1997-98	North Texas	Assistant Coach	5-21
1998-99	North Texas	Assistant Coach	4-12
1999-2000	Fort Scott CC	Head Coach	19-12/NJCAA Regional
2000-01	Seminole State College	Head Coach	25-6
2001-02	Texas Tech	Assistant Coach	23-9/NCAA Round of 64
2002-03	Texas Tech	Assistant Coach	22-13/NIT Third Place
2003-04	Texas Tech	Assistant Coach	23-11/NCAA Round of 32
2004-05	Texas Tech	Assistant Coach	22-11/NCAA Sweet 16
2005-06	Texas Tech	Assistant Coach	15-17
2006-07	Texas Tech	Assistant Coach	21-13/NCAA Round of 64
2007-08	Texas Tech	Assistant Coach	16-15
2008-09	Texas Tech	Associate Head Coach	14-19
2009-10	Texas Tech	Associate Head Coach	19-16/NIT Quarterfinals
2010-11	Texas Tech	Associate Head Coach	13-19
2011-12	S.C. Warriors (ABA)	Head Coach	29-2
2012-13	McMurry	Head Coach	19-10/NCAA Central Regional
2013-14	Angelo State	Head Coach	19-9
2014-15	Angelo State	Head Coach	28-6/NCAA DII Sweet 16
2015-16	Little Rock	Head Coach	30-5/NCAA Round of 32
2016-17	Texas Tech	Head Coach	18-14
2017-18	Texas Tech	Head Coach	27-10/NCAA Elite Eight
2018-19	Texas Tech	Head Coach	31-7/NCAA Runner-Up
2019-20	Texas Tech	Head Coach	18-13/no postseason(COVID)
2020-21	Texas Tech	Head Coach	18-11/NCAA Round of 32
2021-22	Texas	Head Coach	22-12/NCAA Round of 32
2022-23	Texas	Head Coach	7-1
2023-24	Ole Miss	Head Coach	20-12
2024-25	Ole Miss	Head Coach	24-11

EDUCATION: Bachelor's (1995) - University of Texas

FASTBREAK FACTS ON CHRIS BEARD

- Named the 23rd head men's basketball coach at Ole Miss on March 13, 2023
- Guided Ole Miss to 20 wins in first year, tying the program record with a 13-game win streak.
- Has led four different programs to the NCAA Tournament since 2016
- 2019 AP National Coach of the Year
- Guided Texas Tech to the 2019 National Championship Game
- Owns a 69.9% win-percentage as a head coach in the NCAA
- Has an all-time record of 13-5 at the NCAA Tournament, including a 6-0 record in opening round games
- A four-time conference coach of the year award winner
- 2018-19 Big 12 Regular Season Co-Champions
- Top-10 nationally ranked recruiting classes in 2022 (No. 8, Texas), 2020 (No. 7, Texas Tech), and 2018 (No. 8, Texas Tech), according to Rivals.com
- 2015-16 Sun Belt Regular Season and Tournament Champions at Little Rock
- Upset No. 5 seed Purdue in first round of the 2016 NCAA Tournament in double overtime with Little Rock
- Spent seven seasons as an assistant under Hall of Fame coach Bob Knight at Texas Tech
- Has three daughters: Avery, Ella, and Margo

*Coach Beard's full bio can be found on OleMissSports.com



2025 NCAA TOURNAMENT

FIRST ROUND 3/18-3/21	SECOND ROUND 3/22-3/23	SWEET 16 3/27-3/28	ELITE EIGHT 3/28-3/30	FINAL FOUR 4/5	FIRST FOUR 3/18-3/19	FINAL FOUR 4/5	ELITE EIGHT 3/28-3/30	SWEET 16 3/27-3/28	SECOND ROUND 3/22-3/23	FIRST ROUND 3/18-3/21
FIRST FOUR										
16 Alabama St.(19-15) 70			11 Texas(19-15) 80			72 American(22-12) 16			68 San Diego St.(21-9) 11	
16 Saint Francis U(16-17) 68			11 Xavier(21-11) 86			83 Mount St. Mary's(22-12) 16			95 North Carolina(22-13) 11	

SOUTH

1 Auburn(28-5) 83

16 Alabama St.(20-15) 63

8 Louisville(27-7) 75

9 Creighton(24-10) 89

5 Michigan(25-9) 68

12 UC San Diego(30-4) 65

4 Texas A&M(22-10) 80

13 Yale(22-7) 71

6 Ole Miss(22-11) 71

11 North Carolina(23-13) 64

3 Iowa St.(24-9) 82

14 Lipscomb(25-9) 55

7 Marquette(23-10) 66

10 New Mexico(26-7) 75

2 Michigan St.(27-6) 87

15 Bryant(23-11) 62

NATIONAL CHAMPIONSHIP
4/7-7

EAST

89 DUKE 93

72 DUKE 49

66 BAY 75

83 ORE 81

87 ZONA 93

85 ZONA 95

91 BYU 80

89 WIS 85

66 STMARY 59

80 BAMA 56

81 BAMA 81

WEST

1 Florida(30-4) 95

16 Norfolk St.(24-10) 63

9 UConn(23-10) 67

9 Oklahoma(20-13) 59

5 Memphis(29-5) 70

12 Colorado St.(25-9) 78

4 Maryland(25-8) 81

13 Grand Canyon(26-7) 43

6 Missouri(22-11) 57

11 Drake(30-3) 67

3 Texas Tech(25-8) 82

14 UNC Wilmington(27-7) 72

7 Kansas(21-12) 72

10 Arkansas(20-13) 73

2 St. John's(30-4) 83

15 Omaha(22-12) 53

Watch the tournament on these networks or at NCAA.COM/MarchMadness

All Times Eastern

MIDWEST

81 HOU 78

76 GONZ 40

62 MCNEES 89

76 PUR 68

75 ILL 67

84 UK 89

58 UCLA 73

67 TENN 76

82 TENN 87

SEMIFINALS

SEMIFINALS

#MARCH MADNESS
#FINALFOUR

OLE MISS AT THE NCAA TOURNAMENT

NCAA TOURNAMENT HISTORY (NINE APPEARANCES, 7-9)

1981	Kansas (Wichita, Kan.)	66-69, L
1997	Temple (Kansas City, Mo.)	40-62, L
1998	Valparaiso (Okla. City, Okla.)	69-70, L
1999	Villanova (Milwaukee, Wis.)	72-70, W
	Michigan State (Milwaukee, Wis.)	66-74, L
2001	Iona (Kansas City, Mo.)	72-70, W
	Notre Dame (Kansas City, Mo.)	59-56, W
	Arizona (San Antonio, Texas)	56-66, L
2002	UCLA (Pittsburgh, Pa.)	58-80, L
2013	Wisconsin (Kansas City, Mo.)	57-46, W
	La Salle (Kansas City, Mo.)	74-76, L
2015	BYU (Dayton, Ohio)	94-90, W
	Xavier (Jacksonville, Fla.)	57-76, L
2019	Oklahoma (Columbia, S.C.)	72-95, L
2025	North Carolina (Milwaukee, Wis.)	71-64, W
	Iowa State (Milwaukee, Wis.)	91-78, W

NCAA TOURNAMENT STATS

Overall Record	7-9
Most Points Scored, Team	94 vs. BYU (3-17-2015)
Most Points Scored, Ind.	26, Stefan Moody vs. BYU (3-17-2015)
Most FG Made, Team	36 vs. BYU (3-17-2015)
Most FG Made, Ind.	10, 3x, MR: Stefan Moody vs. BYU (3-17-2015)
Most 3PTG Made, Team	11, 2X, MR: vs. Iowa State (3-23-2025)
Most 3PTG Made, Ind.	5, 2x, MR: Stefan Moody vs. BYU (3-17-2015)
Most FT Made, Team	19 vs. Villanova (3-13-1999)
Most FT Made, Ind.	7, Jason Smith vs. Villanova (3-12-1999)
Most REB, Team	43 2x: MR: vs. BYU (3-17-2015)
Most REB, Ind.	13, 2x, MR: Martavious Newby vs. Xavier (3-19-2015)
Most AST, Team	24 vs. BYU (3-17-2015)
Most AST, Ind.	10, Jarvis Summers vs. BYU (3-17-2015)
Most STL, Team	11, 2x, MR: vs. Iowa State (3-23-2025)
Most STL, Ind.	5, 2X, MR: Jason Smith vs. Michigan St. (3-14-1999)
Most BLK, Team	7 vs. Iona (3-16-2001)
Most BLK, Ind.	5, Reginald Buckner vs. Wisconsin (3-22-2013)

SERIES HISTORY VS. MICHIGAN STATE

ALL-TIME

Date	Result	Location
03-14-1999	L, 66-74	Milwaukee, Wis.

SERIES NOTES

All-Time: Michigan State leads, 1-0
Neutral Site: Michigan State leads, 1-0

SERIES HISTORY VS. MICHIGAN STATE

While just the second time these two programs have met on the hardwood, both will have come in the NCAA Tournament. In the 1999 postseason, Ole Miss won their first-ever NCAA Tournament game with a 72-70 victory over Villanova in the first round. As a nine seed, the Rebels matched up with the region's number one seed Michigan State who would win 74-66. The Spartans would go on to reach the Final Four that season.

LAST MEETING: MARCH 14, 1999 (L, 66-74, MILWAUKEE, WIS.)

- Ole Miss led by three at the half, holding Michigan State to just 29 points over the first 20 minutes of action. The Spartans would respond with 45 in the second period to eventually win by eight.
- Jason Smith (Ole Miss): 18 points, three rebounds, five steals, one block.
- Mateen Cleaves (Michigan State): 18 points, one rebound, seven assists, three steals.

SCOUTING THE SPARTANS

Michigan State enters its 22nd Sweet 16 in program history with an overall record of 29-6 after going 17-3 in conference play. In the postseason, the Spartans fell by three points to Wisconsin in their second game of the Big Ten Tournament. Earning a second seed in the NCAA Tournament, they took down Bryant 87-62 in the opening round in Cleveland, Ohio before handling 10-seeded New Mexico 71-63. They entered the tournament with a NET Ranking of 11 in the country.

Their scoring has come from their depth, as they are led by Jaden Akins with an average of 12.7 points per game. However, they have seven players who average 7.0 per outing or more, and rank fifth in the nation in bench points per game with a clip of 34.5. They've been led this year in rebounding by Jaxon Kohler, who averages 7.5 boards per game and has posted seven double-doubles. Their offense runs through guards Jeremy Fears Jr. and Tre Holloman, who average 5.4 and 3.8 assists per game, respectively, to help the team rank 22nd in the country with 16.7 helpers per contest.

The Spartans also rank highly as a team in three-point percentage defense (1st, 27.8), rebound margin (+9.4, 2nd), fastbreak points per game (3rd, 16.1), and defensive rebounds per game (9th, 28.0).

In his 30th season with the program, Tom Izzo has won 736 games, tallying a win percentage of 71.0 percent while posting 20 20-win seasons and five 30-win seasons. Since his third year with the Spartans, he's earned an NCAA Tournament bid every season, 28-straight invites, including eight Final Four appearances and a National Championship in 2000. The 2016 Basketball Hall of Fame inductee is a four-time conference coach of the year, two-time NABC National Coach of the Year, and has been a staple with the program since 1983, when he was an assistant until his promotion to head coach in 1995.

"IT'S OURS FOR THE TAKING, IT'S OURS FOR THE FIGHT"

Ole Miss punched their ticket to the Sweet 16 with a second-round victory over three-seeded Iowa State on Sunday in Milwaukee, Wis. Trailing early in the game, the Rebels snatched the lead midway through the first half and never looked back, leading by as much as 26 in the second period. For the ninth time this season, five players scored in double figures for Ole Miss, led by **Sean Pedulla** with 20, who dished out eight assists as well. The team shot a blistering 58.2 percent from the floor, 57.9 percent from three, and 76.2 percent from the free throw line, each of which were program records for an NCAA Tournament game. They also tied the school record for made threes in a tournament game with 11, as **Jaemyn Brakefield**, **Malik Dia**, **Matthew Murrell**, and Pedulla each had multiple makes from deep.

Their win propels them to the program's second-ever appearance in the Sweet 16, matched by the 2001 squad.

FIRST ROUND VICTORY

The Rebels opened up their NCAA Tournament last Friday afternoon, facing off with No. 11 North Carolina, clinching a 72-64 win. They came out on fire, making 11 of their first 15 shots to take an early 11-point lead. **Sean Pedulla** led the team with 20 points while dishing out five assists, **Dre Davis** added 15 points and eight boards, and **Jaemyn Brakefield** scored 12. In six career tournament appearances, head coach **Chris Beard** has never lost in the first round.

OLE MISS AT THE BIG DANCE

This marks the 10th appearance for Ole Miss at the NCAA Tournament, with their last invite coming in 2019. The Rebels are 7-9 all-time in tournament play, making their furthest run in 2001 to the Sweet 16 where they fell to Arizona after wins over Iona and Notre Dame (a mark they've now tied). They opened up play in Milwaukee once before in 1999, when they defeated Villanova in the first round before falling to Michigan State in the second. Their six seed is the highest since 2001, and the third highest overall after they were a four seed in 1998 and a three seed in 2001.

BY THE NUMBERS

- Overall 24-11
- SEC Games 10-8
- Streak W2
- Overtime 1-1
- Home Overall (SEC) 13-3 (6-3)
- Road Overall (SEC) 5-6 (4-5)
- Neutral Games 6-2
- vs. Ranked Opponents 4-9
- Day Games 9-8
- Night Games (6 p.m. or later local) 15-3
- November Games 6-1
- December Games 5-1
- January Games 5-3
- February Games 3-4
- March Games 5-2
- Monday Games 1-0
- Tuesday Games 5-0
- Wednesday Games 4-2
- Thursday Games 3-0
- Friday Games 2-2
- Saturday Games 8-7
- Sunday Games 1-0
- Red Jerseys 4-3
- Navy Jerseys 0-3
- White Jerseys 16-1
- White Throwback Jerseys 1-1
- Powder Blue Jerseys 3-3

REBELS RECORD WHEN...

- Leading at the half 16-1
- Tied at the half 1-0
- Behind at the half 7-10
- Scores 90 points or more 5-0
- Scores 80-89 points 6-2
- Scores 70-79 points 10-7
- Scores less than 70 points 3-2
- Out-rebounds opponent 10-0
- Out-rebounded by opponent 14-11
- Ties opponents in rebounds 0-0
- Shoots 50 percent or better 7-0
- Shoots between 40-49 percent 12-6
- Shoots under 40 percent 5-5
- Shoots 40 percent or better from 3-pt. 9-1
- Shoots between 30-39 percent from 3-pt. 9-7
- Shoots under 30 percent from 3-pt. 6-3
- Shoots 70 percent or better from FT line 18-9
- Shoots 60-69 percent from FT line 6-1
- Shoots under 60 percent from FT line 0-1
- Opp. shoots 50 percent or better 2-2
- Opp. shoots 40-49 percent 13-8
- Opp. shoots under 40 percent 9-1
- Opp. shoots 40 percent or better from 3-pt. 3-4
- Opp. shoots between 30-39% from 3-pt. 10-4
- Opp. shoots under 30 percent from 3-pt. 11-3
- Commits 15 turnovers or more 1-0
- Commits less than 15 turnovers 23-11
- Forces 15 turnovers or more 15-4
- Forces less than 15 turnovers 9-7
- Has less (or same) turnovers than opp. 23-10
- Has more turnovers than opponent 1-1

BY THE NUMBERS (UNDER BEARD)

- Overall 44-23
- SEC Games 17-19
- Streak W2
- Overtime 1-1
- Home Overall (SEC) 27-6 (11-7)
- Road Overall (SEC) 9-12 (6-12)
- Neutral Games 9-3
- vs. Ranked Opponents 4-16

- Day Games 15-13
- Night Games (6 p.m. or later local) 29-10
- November Games 12-1
- December Games 12-1
- January Games 10-6
- February Games 4-10
- March Games 6-5

- Monday Games 2-0
- Tuesday Games 10-3
- Wednesday Games 7-5
- Thursday Games 3-1
- Friday Games 4-2
- Saturday Games 15-12
- Sunday Games 3-0

- Red Jerseys 9-7
- Navy Jerseys 0-6
- White Jerseys 29-4
- White Throwback Jerseys 2-1
- Powder Blue Jerseys 4-5

REBELS' RECORD WHEN... (UNDER BEARD)

- Leading at the half 32-4
- Tied at the half 2-0
- Behind at the half 10-19

- Scores 90 points or more 7-0
- Scores 80-89 points 11-4
- Scores 70-79 points 21-10
- Scores less than 70 points 5-9

- Out-rebounds opponent 19-1
- Out-rebounded by opponent 25-21
- Ties opponents in rebounds 0-1

- Shoots 50 percent or better 13-2
- Shoots between 40-49 percent 25-10
- Shoots under 40 percent 6-11

- Shoots 40 percent or better from 3-pt. 21-3
- Shoots between 30-39 percent from 3-pt. 14-10
- Shoots under 30 percent from 3-pt. 9-10

- Shoots 70 percent or better from FT line 34-17
- Shoots 60-69 percent from FT line 9-2
- Shoots under 60 percent from FT line 1-4

- Opp. shoots 50 percent or better 4-8
- Opp. shoots 40-49 percent 24-13
- Opp. shoots under 40 percent 16-2

- Opp. shoots 40 percent or better from 3-pt. 8-11
- Opp. shoots between 30-39% from 3-pt. 17-7
- Opp. shoots under 30 percent from 3-pt. 19-5

- Commits 15 turnovers or more 3-2
- Commits less than 15 turnovers 41-21

- Forces 15 turnovers or more 19-7
- Forces less than 15 turnovers 25-16

- Has less (or same) turnovers than opp. 35-17
- Has more turnovers than opponent 8-6

PROGRAM BUILDER

With Ole Miss earning their bid to the 2025 NCAA Tournament, head coach **Chris Beard** has guided four programs to the big dance during his career. He has joined an elite group of active head coaches who have brought four or more schools to an NCAA Tournament: Steve Alford, Rick Barnes, John Calipari, Fran McCaffery, Rick Pitino, and Kelvin Sampson.

BIG GAME HUNTING

On January 14, Ole Miss took down No. 4 Alabama on the road for their first-ever road win over an AP top-five team, and second win over the fourth-ranked AP team ever. Ole Miss followed that up later in the season, defending their home court on senior day with a win over No. 4 Tennessee on March 5. This marked the first time in program history that an Ole Miss team earned two top-five wins in the same season.

BATTLE TESTED

The 2024-25 schedule for Ole Miss is one of the most difficult in the nation. As of March 26, their cumulative opposition's win percentage of 64.8 ranks as the fifth-highest in the nation, behind only Alabama, Auburn, Kentucky, and Purdue. The Rebels have faced 13 ranked opponents this season and six top-five teams, both of which are the most in a single season in school history.

MAGIC NUMBER

With their win over Oklahoma on March 1, Ole Miss posted a 20-win campaign for the second year in a row, a feat last accomplished in the 2015-16 and 2016-17 seasons. While just the 19th 20-win season in program history, it's the 14th since the year 2000. This is the sixth time head coach **Chris Beard** has guided his team to 20 wins as a Division I head coach, and the seventh time as an NCAA head coach.

Now at 24 wins on the season, this is the fifth time the Ole Miss program has hit that mark, and the 13th time the Rebels have accumulated 10 conference victories.

AP FLOUR, SUGAR, SALT, BUTTER, AND WATER

Ole Miss has dominated the turnover battle this year, ranking fifth in the nation with a turnover margin of +5.2 while ranking fourth in college basketball in turnovers per game at 9.0. The Rebels are forcing an average of 14.2 turnovers per contest which ranks 38th in the NCAA. They lead the SEC in all three turnover metrics.

Ole Miss' assist-to-turnover ratio of 1.57 also ranks among the nation's best at 14th, led by **Jaylen Murray** with a season ratio of 2.63 (best in SEC, 28th in NCAA). They've been a force on the defensive end with an average of 8.8 steals per game (29th in NCAA), paced by **Sean Pedulla**, who ranks among the best in the country in steals with 66.

The team's turnovers per game average of 9.0 and assist-to-turnover ratio of 1.57 are both the best figures in a single season in school history. The Rebels have efficiently turned their opponent's turnovers into offense, besting their foes in points-off-turnovers in 25 games, with a season total of 565 (16.1 per game) compared to their opposition's 349 (10.0 per game).

I BE A NEIGHBORHOOD SNIPER

Sean Pedulla has been on point from beyond the arc this season, drilling 83 shots from three-point range. He's made a three-pointer in 33 of 35 games this year, and connected on multiple shots from deep in 21 contests, including eight games with four or more. His 83 total made threes this season are currently tied for the eighth-most in a single season in program history.

Ole Miss - Single Season Three-Point Field Goals Made

1. 138, Marshall Henderson (36 games, 2012-13)
2. 129, Marshall Henderson (30 games, 2013-14)
3. 111, Chris Warren (35 games, 2009-10)
4. 103, Stefan Moody (31 games, 2015-16)
- 103, Chris Warren (35 games, 2007-08)
6. 96, Clarence Sanders (34 games, 2006-07)
7. 95, Chris Warren (34 games, 2010-11)
- 8. 80, Sean Pedulla (35 games, 2024-25)**
- 83, Aaron Harper (31 games, 2001-02)
10. 79, Joe Harvell (28 games, 1991-92)

COMPARING THE TEAMS

Statistic	Ole Miss	Michigan St.
Scoring Offense	77.4	78.2
Scoring Defense	71.7	67.0
Scoring Margin	+5.7	+11.2
Field Goal Pct.	.446	.460
Opp. Field Goal Pct.	.432	.404
3-Point Pct.	.348	.310
Opp. 3-Point Pct.	.325	.278
Free Throw Pct.	.736	.776
Rebounds Per Game	33.1	40.1
Opp. Rebounds Per Game	37.5	30.6
Rebound Margin	-4.4	+9.4
Assists Per Game	14.2	16.7
Turnovers Per Game	9.0	11.5
Opp. Turnovers Per Game	14.2	11.3
Turnover Margin	+5.2	-0.2
Steals Per Game	8.8	5.4
Blocks Per Game	3.7	4.5

GAME LEADERS

POINTS

Pedulla - 15
Dia - 7
Murray - 5
Brakefield - 4
Davis - 4
Murrell - 3

REBOUNDS

Dia - 16
Davis - 10
Brakefield - 6
Pedulla - 4
Barnes - 3
Murrell - 3
Brown-Jones - 2

ASSISTS

Murray - 16
Pedulla - 16
Brakefield - 3
Murrell - 3
Davis - 2
Barnes - 1

DOUBLE-DOUBLES

Brakefield - 1
Davis - 1
Dia - 1

20-PT GAMES

Pedulla - 8
Dia - 3
Davis - 2
Murray - 2
Brakefield - 1
Murrell - 1

DOUBLE-DIGITS PTS

Pedulla - 27
Brakefield - 24
Murray - 21
Davis - 19
Murrell - 19
Dia - 16
Barnes - 4
Brown-Jones - 3

DOUBLE-DIGIT REBS

Dia - 2
Barnes - 1
Brakefield - 1
Davis - 1

DOUBLE-DIGIT ASTS

Murray - 1

TEAM RANKINGS (NCAA TOP-100)

	NCAA	SEC	Category
Ole Miss	4	1	TO/Game (9.0)
Ole Miss	5	1	TO Margin (+5.2)
Ole Miss	14	2	Ast.-TO Ratio (1.57)
Ole Miss	29	4	Steals/Game (8.8)
Ole Miss	38	1	TO Forced/Game (14.2)
Ole Miss	59	9	FT Made/Game (15.8)
Ole Miss	61	10	FT Att./Game (21.4)
Ole Miss	81	10	Scoring Offense (77.4)
Ole Miss	90	8	Scoring Margin (+5.8)

INDIVIDUAL RANKINGS (NCAA TOP-100)

	NCAA	SEC	Category
Murray	28	1	Ast.-TO Ratio (2.63)
Pedulla	37	4	Steals (66)
Pedulla	57	4	Steals/Game (1.89)
Murrell	78	5	Steals/Game (1.77)
Murrell	98	11	Steals (55)

INDIVIDUAL RANKINGS (SEC TOP-10)

	Rank	Category
Murray	1	Ast.-TO Ratio (2.63)
Pedulla	4	Steals/Game (1.89)
Murrell	5	Steals/Game (1.77)
Pedulla	5	Minutes/Game (33:00)
Pedulla	7	Ast./Game (3.74)
Pedulla	9	Ast.-TO Ratio (1.85)
Pedulla	9	FG% (43.7)
Pedulla	10	3PPG Made/Game (2.37)

GAME-BY-GAME SPECIALTY STATS (OLE MISS/OPPONENT)

Opponent	Date	Result	Paint	Off TO	2nd Chance	FB	Bench
Long Island	11/4	W, 90-60	34/24	12/10	18/11	9/7	32/14
Grambling State	11/8	W, 66-64	30/18	26/11	4/11	13/2	15/13
South Alabama	11/12	W, 64-54	14/20	18/13	14/7	7/10	15/20
Colorado State	11/16	W, 84-69	30/24	22/8	10/8	7/0	27/17
Oral Roberts	11/21	W, 100-68	44/16	37/4	17/4	18/3	37/28
BYU	11/28	W, 96-85 OT	40/26	23/13	12/17	12/7	14/34
#12 Purdue	11/29	L, 78-80	20/28	11/14	12/8	4/10	32/2
Louisville	12/3	W, 86-63	48/26	15/7	5/12	10/0	25/12
Lindenwood	12/7	W, 86-53	38/18	12/10	13/16	6/2	33/24
Southern Miss	12/14	W, 77-46	22/20	24/7	13/3	18/4	21/15
Southern	12/17	W, 74-61	22/26	22/16	10/7	19/6	20/28
Queens	12/21	W, 80-62	42/24	24/6	14/5	15/9	23/23
Memphis	12/28	L, 70-87	30/38	8/12	10/13	11/21	25/17
Georgia	1/4	W, 63-51	16/24	15/16	12/16	1/2	18/14
Arkansas	1/8	W, 73-66	26/28	4/6	7/15	8/4	12/18
LSU	1/11	W, 77-65	34/28	23/11	5/17	20/9	26/27
#4 Alabama	1/14	W, 74-64	36/30	19/10	12/4	16/8	26/31
#15 Mississippi St.	1/18	L, 81-84 OT	24/40	14/3	6/19	10/10	33/44
#13 Texas A&M	1/22	L, 62-63	18/26	14/6	4/13	3/14	13/33
#22 Missouri	1/25	L, 75-83	36/18	18/13	3/8	9/17	9/31
Texas	1/29	W, 72-69	24/28	13/4	10/11	7/2	24/10
#1 Auburn	2/1	L, 82-92	34/28	17/16	14/17	10/9	19/13
#14 Kentucky	2/4	W, 98-84	30/38	9/0	2/6	8/13	18/20
LSU	2/8	W, 72-70	28/30	9/4	13/15	8/7	13/14
South Carolina	2/12	W, 72-68	32/32	5/6	8/7	13/5	19/9
#22 Mississippi St.	2/15	L, 71-81	34/38	14/15	12/16	13/12	23/24
Vanderbilt	2/22	L, 72-77	28/32	21/13	15/13	10/6	8/21
#1 Auburn	2/26	L, 76-106	30/44	10/18	7/14	2/5	25/30
Oklahoma	3/1	W, 87-84	36/32	16/16	9/8	13/12	23/34
#4 Tennessee	3/5	W, 78-76	46/20	17/10	13/9	15/2	24/24
#5 Florida	3/8	L, 71-90	22/32	11/5	11/19	16/9	16/20
Arkansas	3/13	W, 83-80	36/28	14/17	9/11	10/11	18/32
#3 Auburn	3/14	L, 57-62	26/26	18/6	11/4	12/2	11/17
North Carolina	3/21	W, 71-64	24/32	10/16	3/7	4/11	13/18
#14 Iowa State	3/23	W, 91-78	36/34	20/7	10/14	19/12	23/28
Totals		24-11	1,070/976	565/349	348/385	376/263	733/759

GAME-BY-GAME LEAD/DEFICIT

Opponent	Date	Result	Largest Lead	Largest Deficit	Time Led	Time Trailed	Time Tied
Long Island	11/4	W, 90-60	32 (2nd, 1:18)	3 (1st, 13:11)	33:12	1:11	5:37
Grambling State	11/8	W, 66-64	11 (2nd, 6:39)	12 (2nd, 17:25)	17:07	20:52	2:41
South Alabama	11/12	W, 64-54	14 (1st, 0:54)	2 (1st, 18:10)	35:49	1:19	3:32
Colorado State	11/16	W, 84-69	24 (1st, 2:28)	--	39:31	0:00	0:29
Oral Roberts	11/21	W, 100-68	37 (2nd, 5:03)	4 (1st, 18:31)	37:26	1:30	1:44
BYU	11/28	W, 96-85 OT	11 (OT, 0:28)	10 (1st, 6:11)	20:27	17:46	6:48
#12 Purdue	11/29	L, 78-80	7 (2nd, 5:19)	17 (1st, 5:59)	9:07	30:25	0:28
Louisville	12/3	W, 86-63	27 (2nd, 2:16)	2 (1st, 18:47)	38:29	0:18	1:13
Lindenwood	12/7	W, 86-53	35 (2nd, 0:42)	4 (1st, 7:38)	31:34	4:56	4:30
Southern Miss	12/14	W, 77-46	33 (2nd, 1:08)	--	39:27	0:00	0:33
Southern	12/17	W, 74-61	19 (2nd, 4:55)	--	39:41	0:00	0:19
Queens	12/21	W, 80-62	20 (2nd, 2:24)	2 (1st, 12:27)	35:48	2:25	1:47
Memphis	12/28	L, 70-87	--	19 (2nd, 1:30)	0:00	39:47	0:13
Georgia	1/4	W, 63-51	14 (2nd, 0:11)	4 (1st, 3:30)	31:04	5:35	3:21
Arkansas	1/8	W, 73-66	11 (2nd, 8:31)	9 (1st, 16:19)	19:09	18:05	2:46
LSU	1/11	W, 77-65	21 (2nd, 2:42)	8 (1st, 10:43)	25:16	9:20	5:30
#4 Alabama	1/14	W, 74-64	12 (2nd, 2:33)	5 (1st, 11:48)	18:28	17:58	3:34
#15 Mississippi St.	1/18	L, 81-84 OT	2 (1st OT, 3:52)	14 (1st, 13:14)	1:05	40:08	3:47
#13 Texas A&M	1/22	L, 62-63	11 (1st, 9:25)	1 (2nd, 0:13)	38:01	00:13	1:46
#22 Missouri	1/25	L, 75-83	8 (1st, 18:12)	12 (2nd, 5:24)	3:54	31:52	4:14
Texas	1/29	W, 72-69	5 (2nd, 5:02)	13 (1st, 5:43)	11:54	20:41	7:25
#1 Auburn	2/1	L, 82-92	4 (1st, 16:27)	10 (2nd, 0:08)	4:04	33:57	1:59
#14 Kentucky	2/4	W, 98-84	27 (2nd, 19:04)	--	39:44	0:00	0:16
LSU	2/8	W, 72-70	5 (1st, 13:48)	11 (2nd, 3:57)	4:43	30:11	5:06
South Carolina	2/12	W, 72-68	13 (1st, 5:30)	4 (2nd, 19:16)	34:22	3:04	2:34
#22 Mississippi St.	2/15	L, 71-81	8 (1st, 14:40)	19 (2nd, 8:55)	14:58	24:02	2:00
Vanderbilt	2/22	L, 72-77	2 (2nd, 7:36)	19 (1st, 5:46)	3:30	35:37	0:53
#1 Auburn	2/26	L, 76-106	--	33 (2nd, 1:17)	0:00	39:10	0:50
Oklahoma	3/1	W, 87-84	11 (1st, 8:52)	2 (2nd, 1:12)	32:09	2:59	4:52
#4 Tennessee	3/5	W, 78-76	4 (2nd, 2:36)	9 (1st, 6:28)	5:05	28:05	6:50
#5 Florida	3/8	L, 71-90	2 (1st, 17:29)	22 (2nd, 3:07)	0:47	36:13	3:00
Arkansas	3/13	W, 83-80	15 (1st, 3:43)	8 (2nd, 9:35)	30:57	6:19	2:44
#3 Auburn	3/14	L, 57-62	5 (1st, 13:04)	10 (2nd, 3:00)	6:03	29:24	4:33
North Carolina	3/21	W, 71-64	22 (2nd, 17:48)	--	39:02	0:00	0:58
#14 Iowa State	3/23	W, 91-78	26 (2nd, 5:40)	8 (1st, 15:18)	31:20	7:19	1:21

AP TOP-25 • MARCH 17

Rk	Team (1st)	Record	Pts	Prev
1	Duke (49)	31-3	1463	1
2	Houston (6)	30-4	1394	2
3	Florida (2)	30-4	1370	4
4	Auburn (2)	28-5	1291	3
5	St. John's	30-4	1225	6
6	Tennessee	27-7	1174	8
7	Alabama	25-8	1120	5
8	Michigan State	27-6	1080	7
9	Texas Tech	25-8	926	9
10	Louisville	27-7	809	13
11	Maryland	25-8	764	11
12	Clemson	27-6	746	10
13	Wisconsin	26-9	732	18
14	Michigan	25-9	681	22
15	Iowa State	24-9	641	12
16	Memphis	29-5	636	16
17	BYU	24-9	563	17
18	Kentucky	22-11	511	15
19	Texas A&M	22-10	457	14
20	Saint Mary's	28-5	306	20
21	Arizona	22-12	253	21
22	Purdue	22-11	227	22
23	Missouri	22-11	159	23
24	Gonzaga	25-8	151	NR
25	Oregon	24-9	115	24

Others receiving votes: Drake 107, Marquette 69, UC San Diego 57, Illinois 55, VCU 28, Creighton 28, **Ole Miss 13**, McNeese St. 4, UConn 4, Colorado St. 4, Kansas 3, High Point 3, UCLA 3, Akron 3

USA TODAY COACHES TOP-25 • MARCH 16

Rk	Team, Record	Pts	1st	Prev
1	Duke, 31-3	764	25	1
2	Houston, 30-4	731	2	2
3	Florida, 30-4	715	3	4
4	Auburn, 28-5	672	1	3
5	St. John's, 30-4	643	0	5
6	Tennessee, 27-7	634	0	6
7	Michigan St., 27-6	568	0	6
8	Alabama, 25-8	556	0	8
9	Texas Tech, 25-8	498	0	9
10	Wisconsin, 26-9	445	0	14
11	Louisville, 27-7	426	0	13
12	Maryland, 25-8	401	0	11
13	Clemson, 27-6	378	0	10
14	Iowa State, 24-9	361	0	12
15	Michigan, 25-9	329	0	21
16	Memphis, 29-5	272	0	17
17	BYU, 24-9	235	0	18
18	Texas A&M, 22-10	233	0	16
19	Saint Mary's, 28-5	209	0	15
20	Arizona, 22-12	177	0	24
21	Kentucky, 22-11	164	0	19
22	Purdue, 22-11	154	0	20
23	Gonzaga, 25-8	93	0	NR
24	Missouri, 22-11	90	0	22
25	Marquette, 23-10	68	0	23

Others receiving votes: Drake 46; UC San Diego 37; Oregon 35; VCU 33; Creighton 33; Illinois 27; Kansas 16; UConn 12; Baylor 7; Colorado State 6; UCLA 3; **Ole Miss 2**; Vanderbilt 1; North Carolina 1

I'LL TAKE THAT, PLEASE

Sean Pedulla and **Matthew Murrell** have had a big impact for the Rebels on defense. Forcing 66 steals on the season, Pedulla currently ranks fifth for most in a single season and has collected a steal in 31 of 35 games during the 2024-25 season, grabbing multiple swipes in 19 games this year with a season-best of five against Oral Roberts.

Murrell has set a new-career best with 55 swipes on the season, tied for the 10th-most in a single year at Ole Miss, with his 176 career steals ranking him fifth all-time in school history.

Ole Miss - Single Season Steals

- 89, Gerald Glass (30 games, 1988-89)
- 80, Myles Burns (33 games, 2022-23)
- 73, Jason Smith (33 games, 1998-99)
- 70, Gerald Glass (30 games, 1989-90)
- 66, Sean Pedulla (35 games, 2024-25)**
- 58, Murphy Holloway (36 games, 2012-13)
- 58, Rod Barnes (29 games, 1987-88)
- 57, Stefan Moody (34 games, 2014-15)
- 56, Devontae Shuler (33 games, 2018-19)
- 55, Matthew Murrell (31 games, 2024-25)**
- 55, Rahim Lockhart (33 games, 1999-2000)
- 55, Ervin Garnes (27 games, 1993-94)
- 55, Eric Laird (28 games, 1983-84)

BEARD BALL - A TEAM FOR THE AGES

Currently playing the 115th season of Ole Miss basketball, this year's team has been setting numerous records, achieving countless firsts, and cementing themselves as one of the better teams in the long and storied history of the program. The 2024-25 team's 24 overall wins are tied for the third-most in school history and their 10 SEC victories are tied for the eighth.

Statistically, the Rebels have scored 2,709 total points this season, the fifth-most in a single season in school history. The defense has collected 307 steals this year, the second-most in a single season in program history. They've also connected on an Ole Miss record 291 three point shots, and made the fourth-most free throws at 552. Their current assist-to-turnover ratio of 1.57 is by the far the best margin by an Ole Miss team all time, and their 9.0 turnovers per game is the lowest clip in program history.

Ole Miss has picked up two of the program's three all-time wins over an AP No. 4 team, with wins at No. 4 Alabama and vs. No. 4 Tennessee this season.

LET'S PLAY DEFENSE

A staple of success for head coach **Chris Beard** has always been his team's defensive play, and it's been evident on this year's Ole Miss roster. With a turnover margin of +5.2, the Rebels own the fifth-best average in all of college basketball, forcing 14.2 per game (No. 38 in the NCAA) while committing just 9.0 to rank fourth in the NCAA.

Ole Miss ranks among the top teams in the nation in steals per game at 8.8, the 29th-best clip in college basketball.

GIANT KILLER

Ole Miss is one of just four schools in the country that has taken down a top-10 opponent in football, men's basketball, and women's basketball, joined by Ohio State, Penn State, and Tennessee. On the gridiron, the Rebels took down No. 3 Georgia in a historic 28-10 win in early November in Oxford. Women's hoops picked up victories over No. 8 Kentucky 66-57 on February 10 and No. 7 LSU on March 2, while the men's basketball program toppled No. 4 Alabama in Tuscaloosa 74-64 in January and No. 4 Tennessee on March 5.

2024-25 OLE MISS POLL HISTORY

Date	AP	Coaches
Preseason	#24	#25
November 11	#25	RV
November 18	RV	RV
November 25	#23	#24
December 2	#23	#20
December 9	#19	#15
December 16	#17	#16
December 23	#16	#16
December 30	#24	#23
January 6	#23	#22
January 13	#21	#21
January 20	#16	#16
January 27	#23	#23
February 3	#25	RV
February 10	#19	#23
February 17	#24	RV
February 24	RV	RV
March 3	RV	RV
March 10	RV	RV
March 16/17	RV	RV

SEC STANDINGS (THROUGH REGULAR SEASON)

School	SEC	Overall
#3/3 Auburn	15-3	27-4
#4/4 Florida	14-4	27-4
#5/8 Alabama	13-5	24-7
#8/6 Tennessee	12-6	25-6
#14/16 Texas A&M	11-7	22-9
#15/19 Kentucky	10-8	21-10
#21/22 Missouri	10-8	21-10
Ole Miss	10-8	21-10
Arkansas	8-10	19-12
Mississippi St.	8-10	20-11
Georgia	8-10	20-11
Vanderbilt	8-10	20-11
Texas	6-12	17-14
Oklahoma	6-12	19-12
LSU	3-15	14-17
South Carolina	2-16	12-19

AWARD SEASON

As the 2024-25 campaign nears its finish, Ole Miss has begun to earn recognition across the country with award watchlists and finalists rolling in. Head Coach **Chris Beard** has been named a finalist for the Jim Phelan award (top head coach in Division I), and Skip Prosser Man of the Year award by Collegelinsider.com. Senior guard **Sean Pedulla** was announced as a finalist for the 2025 Howell Trophy, given to the top men's college basketball player in the state of Mississippi, and was named a finalist by Collegelinsider.com for the Riley Wallace Transfer of the Year award. The senior guard was also named to the All-SEC Third Team by the conference, and First Team All-District by the NABC.

I GOT ALL NUMBERS

The 2024-25 Ole Miss basketball roster boasts some serious career statistics. Seven players have scored over 1,000 points in their collegiate career, including **Matthew Murrell** (1,775), **Sean Pedulla** (1,761), **Jaemyn Brakefield** (1,492), **Dre Davis** (1,484), **Jaylen Murray** (1,362), **Mikeal Brown-Jones** (1,129), and **Davon Barnes** (1,100). The Rebels roster is one of five in the nation to feature seven players with over 1,000 career points (also Kansas, Kentucky, Minnesota, and Oklahoma State), and one of 32 programs to have two players with over 1,500 points. Entering the season, the team possessed 8,735 career points, 3,062 rebounds, 1,346 assists, 596 steals, and 327 blocks.

SPECIAL WEAPON OFF THE BENCH

A consistent starter over the past three seasons at Ole Miss, **Jaemyn Brakefield** has embraced a role off the bench this season and still been one of the best players on the court. With a season average of 11.1 points per game, Brakefield has 23 double-digit-point games when coming off the bench, best in the SEC.

WILDCAT-NIPPED

On Tuesday, February 4, the Rebels hosted No. 14 Kentucky on ESPN and showed out in primetime in front of the nation, picking up a program-building win over the Wildcats 98-84. The Rebels jumped out to a hot start, scoring 54 points in the first half, the most in the first 20 minutes of action since November of 2013. The team finished with 98 points, the most Ole Miss has ever scored against Kentucky since first playing them in 1925, led by a season-best 24 points from **Matthew Murrell** who made six shots makes from three.

The facilitators for the Rebels offense, points guards **Jaylen Murray** and **Sean Pedulla** combined for 18 assists, with Murray posting a double-double on 15 points and 10 dimes, while Pedulla's eight helpers were a season-high. As a team, Ole Miss posted 24 assists and just one turnover, the highest assist-to-turnover ratio in a single game by any team all year, and the highest in the NCAA since 2019. It was the fewest turnovers in an SEC game in the past 25 seasons, and was the first team over those 25 seasons to dish out more than 20 assists and turn the ball over fewer than two times against a ranked opponent. It was the second game head coach **Chris Beard** has coached where his team had just one turnover, after a game at Little Rock on March 1, 2016 where the Trojans had 20 assists and one turnover in an 89-80 win over Arkansas State.

"HIGH TIDE GUYS, HIGH TIDE"

On January 14, No. 21 Ole Miss traveled to Tuscaloosa to face No. 4 Alabama in Coleman Coliseum, coming out of a battle with a 74-64 victory. Holding the Tide to under 70 points for the first time in 54 games, the Rebels defense forced 21 turnovers with 14 steals. The win marked the first victory in 10 seasons in Tuscaloosa for Ole Miss, their fourth win ever over an AP top four team (no with five since defeating No. 4 Tennessee on March 5), and the first-ever road win over an AP top five team in school history.

DIA DE LOS MUERTOS

Junior forward **Malik Dia** was dead-on to begin SEC play for Ole Miss, scoring 19 or more in three of the first four conference games with an average of 9.0 rebounds per game during that stretch. Against No. 4 Alabama on January 14, he scored 23 points and grabbed 19 rebounds, becoming the first Rebel to score 20+ with 10+ rebounds since Sebastian Saiz in 2017, the first with 20+ points and 15+ rebounds against an AP-ranked team since Keith Carter against Temple in 1997, and was one board shy of being the first Rebel to score 20 with 20 rebounds since Walter Actwood in 1972.

"HURRY UP AND GET YOUR MUSCLE UP, WE OUT THE PLYOMETRIC"

Ole Miss jumped out to a hot start in conference action. In game one, the Rebels faced a Georgia team that entered their matchup 12th in the nation in field goal percentage at 50.7 and 12th in the country in rebound margin at +10.4. Ole Miss responded by holding the Bulldogs to just 29.3 percent from the floor, and out-rebounding Georgia, just the second time UGA had lost a battle on the boards this season. In game two at Arkansas, the Rebels faced another top team in shooting efficiency, as the Razorbacks entered with the ninth-best field goal percentage in the nation at 50.7. The Ole Miss defense held Arkansas to just 37.3 percent shooting, and once again out-rebounded a team entering with a positive rebound margin.

The Rebels then held LSU to just 40.7 percent from the field and 22.6 percent from deep. Their defense forced 17 turnovers with 12 steals, as five players recorded two swipes. On the road again at No. 4 Alabama, Ole Miss faced the No. 1 scoring offense in the country at 91.1 points per game and the eighth-ranked offensive rebounding team. The Rebels' defense held the Tide to just 64 points, snapping a 53-game streak of 70+ for Alabama, contained them to just 4 offensive rebounds, and forced 21 turnovers in the road win. During SEC action, Ole Miss led all teams in turnover margin at +4.1 and ranked second in assist-to-turnover ratio at 1.54.

SUPERLATIVES

BIGGEST OLE MISS LEAD:

37, vs. Oral Roberts (11-21-24)

BIGGEST OLE MISS DEFICIT:

33, at No. 1 Auburn (2-26-25)

BIGGEST OLE MISS LEAD IN A LOSS:

11, vs. No. 13 Texas A&M (1-22-25)

BIGGEST OLE MISS DEFICIT IN A WIN:

12, vs. Grambling State (11-8-24)

BIGGEST OLE MISS HALFTIME LEAD:

23, vs. No. 14 Kentucky (2-4-25)

BIGGEST OLE MISS HALFTIME DEFICIT:

10, at No. 1 Auburn (2-26-25)

BEST OLE MISS 1ST HALF FG%:

65.2%, at South Carolina (2-12-25)

WORST OLE MISS 1ST HALF FG%:

26.9%, vs. No. 3 Auburn (3-14-25)

BEST OLE MISS 2ND HALF FG%:

67.9%, vs. No. 14 Iowa State (3-23-25)

WORST OLE MISS 2ND HALF FG%:

26.7%, vs. South Alabama (11-12-24)

MOST POINTS BY OLE MISS IN 1ST HALF:

54, vs. No. 14 Kentucky (2-4-25)

FEWEST POINTS BY OLE MISS IN 1ST HALF:

22, vs. No. 3 Auburn (3-14-25)

MOST POINTS BY OPPONENT IN 1ST HALF:

50, at No. 1 Auburn (2-26-25)

FEWEST POINTS BY OPPONENT IN 1ST HALF:

26, 5x, MR: vs. North Carolina (3-21-25)

MOST POINTS BY OLE MISS IN 2ND HALF:

51, vs. No. 14 Iowa State (3-23-25)

FEWEST POINTS BY OLE MISS IN 2ND HALF:

26, vs. South Alabama (11-12-24)

MOST POINTS BY OPPONENT IN 2ND HALF:

56, No. 1 Auburn (2-26-25)

FEWEST POINTS BY OPPONENT IN 2ND HALF:

18, Southern Miss (12-14-24)

BIGGEST HALFTIME LEAD BLOWN:

7, vs. No. 13 Texas A&M (01-22-25)

BIGGEST HALFTIME DEFICIT ERASED:

8, vs. Grambling State (11-8-24)

BIGGEST MARGIN OF VICTORY:

33, Lindenwood (12-7-24)

BIGGEST MARGIN OF DEFEAT:

30, at No. 1 Auburn (2-26-25)

MILESTONE AND RECORD WATCH

Davon Barnes
 Career 3PFG Made 95
 Career Rebounds 398

Dre Davis
 Career Points 1,484

Malik Dia
 Career Points 986

Jaylen Murray
 Career 3PFG Made 197
 Career FT Made 199

Matthew Murrell
 Career FG Made 596

Sean Pedulla
 Career FG Made 591

OLE MISS CAREER RECORD BOOK

Points 1,775, Murrell (8th)
 1,414, Brakefield (19th)
 FG Attempted 1,451, Murrell (6th)
 Three-Point FG Made 258, Murrell (4th)
 Three-Point FG Attempts 741, Murrell (3rd)
 Assist Average 3.74, Pedulla (7th)
 3.70, Murray (8th)
 Career Steals 176, Murrell (5th)
 Career Games Played 152, Murrell (1st)
 132, Brakefield (t4th)
 Career Minutes Played 4,419, Murrell (1st)

OLE MISS SINGLE SEASON RECORD BOOK

Individual
 3PFG Made 83, Pedulla (t8th)
 Steals 66, Pedulla (5th)
 Steals 55, Murrell (t10th)
 Games Played 35, Six Players (t2nd)
 Minutes Played 1,154 (5th)
Team
 Wins 24 (t3rd)
 SEC Wins 10 (t8th)
 Points 2,709 (5th)
 FG Made 933 (4th)
 3PFG Made 291 (1st)
 3PFG Att. 836 (1st)
 FT Made 552 (t4th)
 Assists 496 (4th)
 Assist-Turnover Ratio 1.57 (1st)
 Steals 307 (2nd)

junior with 21.3 points and 10.3 rebounds per game, and is currently playing his senior season at Wheeler.

Patton Pinkins, SG, 6-5, 170, Frenship, Wolfforth, Texas

Another top-100 recruit, Pinkins is ranked as high as No. 78 in his class nationally by Rivals. A 6'5" shooting guard from Wolfforth, Texas, he currently plays at Frenship High School, where he's described as an efficient player with a shooting percentage of over 60 percent from the field and over 40 percent from three. Pinkins, the son of current Ole Miss assistant coach Al Pinkins, possess a high basketball IQ with strong passing ability. His ability as an on-ball defender pairs well with his prowess at scoring the basketball at all three levels.

SEASONED VETERANS

Featuring 10 seniors on the roster, Ole Miss returned the fourth-highest minutes-per-game figure among all "power-five" programs in the nation at 284.3, and the most in the SEC. In total, Ole Miss players have played in well over 1,000 career collegiate games with over 600 starts. The Rebels are one of 18 programs in the nation that feature five or more players in at least their fifth year of college basketball.

EASY TO HANDLE - A DIME BY THE DOZEN

Recording an assist-to-turnover ratio of 2.35 in his first season with Ole Miss, senior **Jaylen Murray** has taken his point guard play to an even higher level this year with 121 assists to just 46 turnovers. His season assist-to-turnover ratio of 2.63 leads the SEC and ranks 28th in the nation. During his time at Ole Miss, Murray is averaging 3.70 assists per game, the eighth-best career average in program history. Fellow guard **Sean Pedulla** has also been an elite facilitator for the Rebels, with his average of 3.74 assists per game ranking seventh for a career at Ole Miss.

Career Assists Average

- 7.09, Sean Tuohy (830 assists, 117 games, 1979-82)
- 4.89, Bob Mahoney (329 assists, 74 games, 1973-75)
- 4.43, Rod Barnes (456 assists, 103 games, 1985-88)
- 4.36, Dave Shepherd (218 assists, 50 games, 1974-75)
- 3.96, Jarvis Summers (530 assists, 134 games, 2012-15)
- 3.93, Chris Warren (452 assists, 115 games, 2008-11)
- 3.74, Sean Pedulla (131 assists, 35 games, 2024-pres.)**
- 3.70, Jaylen Murray (248 assists, 67 games, 2023-pres.)**
- 3.60, Henry Jackson (378 assists, 105 games, 1976-79)
- 3.53, Todd Abernethy (431 assists, 122 games, 2004-07)

PROGRAM POINT PRESIDENTS

Seniors **Matthew Murrell** and **Jaemyn Brakefield** have each surpassed the 1,000-point mark during their careers here in Oxford, and continue to climb the program leaderboard. Here's a snapshot of where they lie among the career points list at Ole Miss:

- ...
6. Breein Tyree - 1,797
7. Justin Reed - 1,785
- 8. Matthew Murrell - 1,775**
9. Keith Carter - 1,682
- ...
17. Ansu Sesay - 1,428
18. Eric Laird - 1,421
- 19. Jaemyn Brakefield - 1,414**
20. Jack Waters - 1,384

HOOP IN THE 'SIP

On November's signing day, Chris Beard and staff added two top recruits to Athletic Financial Aid Agreements in Tylis Jordan and Patton Pinkins. The pair gave Ole Miss a consensus top-25 recruiting class for 2025 on signing day, ranked No. 12 in the nation by Rivals, No. 16 by On3, and No. 25 by 247Sports. They were each recently named McDonald's All-American nominees on January 15, Jordan in the East and Pinkins in the West.

Tylis Jordan, PF, 6-9, 210, Wheeler, Louisville, Ga.

Jordan is a consensus top-100 recruit for the class of 2025, owning a national ranking as high as No. 28 in the country by On3 and Rivals. Listed as a power forward, the 6'9" Louisville, Ga. native is an incredibly skilled big man who can easily play with the ball in his hands. He has the ability to stretch the floor with his shooting and is able to knock down threes. One of the top-ranked players in his class in the always-talented state of Georgia, Jordan averaged a double-double last season at Shiloh as a

OLE MISS IN WINS VS. LOSSES

Category	Wins	Losses	Diff.
Scoring	79.8	72.3	7.5
Scoring Defense	66.8	82.3	15.5
Scoring Margin	+12.9	-10.0	22.9
FG%	.462	.411	.051
3PT%	.365	.314	.051
FT%	.734	.740	.006
Opp. FG%	.413	.472	.059
Opp. 3PT%	.300	.376	.076
Rebounds	34.7	29.8	4.9
Reb. Margin	-0.7	-12.5	11.8
Assists	15.3	11.8	3.5
Steals	8.9	8.5	0.4
Blocks	4.0	3.2	0.8
Turnovers	8.4	10.4	2.0
Turnovers Forced	14.4	13.7	0.7

"HE A FREE THROW"

Entering the game with Purdue on November 29, **Jaylen Murray** had not missed a shot from the charity stripe, and was one of six players in all of college basketball to remain perfect to begin the 2024-25 season. The Bronx native also connected on his first two free throws during the Purdue game to extend his consecutive made shots at 32 dating back to the 2023-24 season, tying Murray with Stefan Moody for the second-longest streak in school history, trailing only David Rhodes' 37 during 1972.

CHALLENGE ACCEPTED

Following an even seven-to-seven split in year one, this year's SEC/ACC Challenge was dominated by the Southeastern Conference 14-2, with Ole Miss playing it's part. Led by senior Dre Davis' season-high 20 points, the Rebels picked up a 23-point win at Louisville on Tuesday, December 3, 86-63. Ole Miss is 2-0 in two seasons of the event, winning each of their games handily following a 20-point win over NC State a year ago.

SETTLED IN

Success in year two under **Chris Beard** has been evident throughout his coaching career. At Angelo State, he jumped from 19 wins in year one (2013-14) to 28 in year two (2014-15) and reached the round of 16 at the NCAA Division II Tournament. He then increased his win total by nine in year two at Texas Tech (18 wins in 2016-17, 27 wins in 2017-18), leading the Red Raiders to the 2018 Elite Eight. Following his first campaign at Texas, Beard began the next season with convincing victories over No. 2 Gonzaga and No. 7 Creighton, earning a national ranking as high as No. 2 in the nation. Here at Ole Miss, Beard helped lead the Rebels to back-to-back 20-win campaigns, picking up 10 wins in SEC action during his second season. This year in Oxford has been highlighted by wins over No. 4 Alabama, No. 4 Tennessee, and No. 14 Kentucky, as well as a ticket to the 2025 NCAA Tournament as a six seed and Sweet 16 run.

NETWORKING

The 2024-25 NET Rankings made their debut on Monday, December 2 and Ole Miss has since climbed their way to No. 28 in the nation. Since the ranking's first iteration at the conclusion of the 2018-19 season, their ranking of 13th on January 20 is the highest-ever NET Ranking for the Ole Miss program.

As of the final rankings on March 16, the entire SEC is ranked among the top 100, with 14 of the 16 programs sitting inside the top 50, seven in the top 25, and four in the top 10.

"I'M LIKE MAYONNAISE 'CAUSE I'M SMOOTH AND DANGEROUS TO LEAVE OPEN"

This year's roster possesses a mountain of shooting talent, notably from beyond the three-point arc. With well over 1,000 career three-pointers made among the 2024-25 roster, the Rebels look to light it up from deep on offense this season. Among the current members of the Ole Miss roster, they made a total of 410 shots from three during the 2023-24 season, a total that would have ranked third in all of college basketball last year.

2023-24 Made Three Pointers (30+)

- Matthew Murrell: 78
- Jaylen Murray: 72
- Davon Barnes: 59 (at Sam Houston)
- Sean Pedulla: 53 (at Virginia Tech)
- Malik Dia: 44 (at Belmont)
- Jaemyn Brakefield: 38
- Dre Davis: 35 (at Seton Hall)

VALUED LEADERSHIP

The Ole Miss men's basketball coaching staff is one of the more experienced around the country, and is one of three staffs in the nation with five former Division-I or US professional head coaches. In his 14th year as a collegiate head coach, **Chris Beard** is joined on the court by former head coaches **Mark Adams** (25 years as head coach), **Win Case** (16 years as head coach), **Brian Burg** (three years as head coach), and **Wes Flanigan** (two years as head coach). Assistant coach **Bob Donewald Jr.** has 16 years of head coaching experience at the professional and national level, while assistant **Al Pinkins** has been an associate or assistant coach at six different NCAA Division-I programs, including four within the SEC. The Ole Miss coaching staff has experience at six other SEC programs: Auburn, Florida, LSU, Mississippi State, Tennessee, and Texas.

20-MINUTE LOCKDOWN

In the second half against Southern Miss on December 14, the Ole Miss defense held the Golden Eagles to just 18 points. It was the lowest point total for an opponent in any half since the Rebels held UNC Wilmington to 18 in the first half on December 12 during the 2020-21 season, and the fewest points surrendered in a game at 46 since holding Vanderbilt to the same amount on March 6, 2021.

IT STILL MEANS MORE

The gauntlet of the SEC got even tougher this season with the addition of Oklahoma and Texas to the conference for the 2024-25 academic year. With seven teams currently owning a spot in the national top-25 polls, the schedule for the Rebels has been littered with big games, especially at home in the SJB Pavilion. Between January 22 and February 4, Ole Miss hosted No. 10 Texas A&M, No. 1 Auburn, Texas, and No. 14 Kentucky. They closed out their home slate with No. 4 Tennessee on March 5.

OPPONENT NET RATINGS

Opponent	NET	Result
Long Island	280	W, 90-60
Grambling	325	W, 66-64
South Alabama	123	W, 64-54
Colorado St.	47	W, 84-69
Oral Roberts	334	W, 100-68
BYU	25	W, 96-85 OT
Purdue	19	L, 78-80
Louisville	24	W, 86-63
Lindenwood	313	W, 86-53
Southern Miss	299	W, 77-46
Southern	224	W, 74-61
Queens	199	W, 80-62
Memphis	49	L, 70-87
Georgia	33	W, 63-51
Arkansas	40	W, 73-66
LSU	89	W, 77-65
Alabama	6	W, 74-64
Mississippi St.	34	L, 81-84 OT
Texas A&M	18	L, 62-63
Missouri	16	L, 75-83
Texas	39	W, 72-69
Auburn	2	L, 82-92
Kentucky	14	W, 98-84
LSU	89	W, 72-70
South Carolina	87	W, 72-68
Mississippi St.	34	L, 81-71
Vanderbilt	48	L, 72-77
Auburn	2	L, 76-106
Oklahoma	43	W, 87-84
Tennessee	5	W, 78-76
Florida	4	L, 71-90
Arkansas	40	W, 83-80
Auburn	2	L, 57-62
North Carolina	36	W, 71-64
Iowa State	9	W, 91-78

OLE MISS NET RATING

	NET	Record
Ole Miss	28	24-11

MATTHEW MURRELL IN THE RECORD BOOKS

Career Points

- 2,328, John Stroud (110 games, 1977-80)
- 2,078, Joe Harvell (114 games, 1990-93)
- 2,021, Chris Warren (115 games, 2008-11)
- 1,822, Carlos Clark (118 games, 1980-83)
- 1,805, Elston Turner (113 games, 1978-81)
- 1,797, Breein Tyree (130 games, 2017-20)
- 1,785, Justin Reed (122 games, 2001-04)
- 1,775, Matthew Murrell (152 games, 2020-pres.)**
- 1,682, Keith Carter (117 games, 1996-99)
- 1,629, Jarvis Summers (134 games, 2012-15)

Career Field Goals Attempted

- 1,708, Joe Harvell (114 games, 1990-93)
- 1,695, John Stroud (110 games, 1977-80)
- 1,563, Chris Warren (115 games, 2008-11)
- 1,495, Elston Turner (113 games, 1978-81)
- 1,452, Joe Gibbon (86 games, 1954-57)
- 1,451, Matthew Murrell (152 games, 2020-pres.)**
- 1,434, Breein Tyree (130 games, 2017-20)
- 1,425, Justin Reed (122 games, 2001-04)
- 1,411, Don Kessinger (70 games, 1962-64)
- 1,321, Jack Waters (71 games, 1959-61)

Career Three-Point Field Goals Made

- 334, Chris Warren (115 games, 2008-11)
- 278, Aaron Harper (123 games, 2001-04)
- 267, Marshall Henderson (66 games, 2013-14)
- 258, Matthew Murrell (152 games, 2020-pres.)**
- 249, Keith Carter (117 games, 1996-99)
- 214, Joe Harvell (114 games, 1990-93)
- 207, Breein Tyree (130 games, 2017-20)
- 181, Stefan Moody (65 games, 2014-16)
- 178, Devontae Shuler (124 games, 2018-21)
- 176, Terence Davis (121 games, 2016-19)

Career Three-Point Field Goals Attempted

- 900, Chris Warren (115 games, 2008-11)
- 771, Marshall Henderson (66 games, 2013-2014)
- 741, Matthew Murrell (152 games, 2020-pres.)**
- 720, Aaron Harper (123 games, 2001-04)
- 686, Keith Carter (117 games, 1996-99)
- 581, Breein Tyree (130 games, 2017-20)
- 528, Joe Harvell (114 games, 1990-93)
- 523, Devontae Shuler (124 games, 2018-21)
- 519, Terence Davis (121 games, 2016-19)
- 494, Stefan Moody (65 games, 2015-16)

Career Steals

- 211, Jason Smith (118 games, 1995-99)
- 194, Murphy Holloway (132 games, 2009-13)
- 185, Devontae Shuler (124 games, 2018-21)
- 179, Eric Laird (110 games, 1982-85)
- 176, Matthew Murrell (152 games, 2020-pres.)**
- 172, Jason Harrison (132 games, 1999-2002)
- 159, Gerald Glass (60 games, 1989-90)
- 157, Joe Ayers (112 games, 1984-87)
- 155, Elston Turner (113 games, 1979-81)
- 154, Rod Barnes (103 games, 1985-88)

Career Games Played

- 152, Matthew Murrell (2020-pres.)**
- 135, Zach Graham (2008-11)
- 134, Jarvis Summers (2012-15)
- 132, Jaemyn Brakefield (2021-pres.)**
- 132, Reginald Buckner (2010-13)
- 132, Murphy Holloway (2009-13)
- 132, Terrance Henry (2009-12)
- 132, Jason Harrison (1999-2002)
- 130, Breein Tyree (2017-20)
- 129, Sebastian Saiz (2014-17)

Career Minutes Played

- 4,419, Matthew Murrell (152 games, 2020-pres.)**
- 4,109, Elston Turner (113 games, 1978-81)
- 4,039, Sean Tuohy (117 games, 1979-82)
- 4,028, Carlos Clark (118 games, 1980-83)
- 3,955, John Stroud (110 games, 1977-90)
- 3,832, Eric Laird (110 games, 1982-85)
- 3,812, Chris Warren (115 games, 2008-11)
- 3,719, Keith Carter (117 games, 1996-99)
- 3,674, Murphy Holloway (132 games, 2009-13)
- 3,674, Joe Harvell (114 games, 1990-93)

THE BOYS ARE BACK IN TOWN

The Ole Miss roster features five returners from last season, including three starters. Last year's leading scorer **Matthew Murrell** (16.2 PPG, 78 3PM) is joined by fellow starters from 2023-24 in **Jaemyn Brakefield** (12.9 PPG, 4.9 RPG) and **Jaylen Murray** (13.8 PPG, 72 3PM). Guards **Robert Cowherd** (10 GP), and **Cam Brent** (6 GP) round out the group of returners.

TRANSFER TO THE 'SIP

This year's team features six players who transferred in from other college programs:

- Davon Barnes**, Sam Houston (2023-24: 13.5 PPG, 3.5 RPG, 59 3PFGM, 54 ast.)
- Ja'Von Benson**, Hampton (2023-24: 32 GP, 15 MPG, 46 blk., 7.2 PPG, 5.3 RPG)
- Mikeal Brown-Jones**, UNC Greensboro (2023-24: 18.9 PPG, 7.5 RPG, 24 blk.)
- Dre Davis**, Seton Hall (2023-24: 15.0 PPG, 6.0 RPG, 60 ast., 34 stl., 49 blk.)
- Malik Dia**, Belmont (2023-24: 16.9 PPG, 5.9 RPG, 44 3PFGM, 27 stl., 26 blk.)
- Sean Pedulla**, Virginia Tech (2023-24: 16.4 PPG, 4.3 RPG, 4.6 APG, 53 3PFGM, 37 stl.)

I AM AN OLE MISS REBEL

The Ole Miss roster has four first-year college players, in freshmen John Bol, Zach Day and Eduardo Klafke, as well as senior Max Smith. Bol, a 7'2" forward from Overtime Elite in Atlanta, was ranked as the second-highest recruit in program history according to 247Sports. The South Sudan native was a consensus four-star recruit, and was ranked as high as No. 38 in the nation by 247Sports and No. 40 by ESPN. Klafke is a 6'5" guard with great shooting and play-making ability. He trained with the prestigious NBA Academy Latin America, and spent all of last spring as an early-enrollee training with Ole Miss. Day joins the program from Midland, Texas where he averaged 24 points, 7.5 rebounds and 2.1 assists as a senior at Midland Christian. Smith joined the team as a senior Ole Miss student, previously playing at Anderson High School in Austin, Texas where he averaged 24 points per game.

RECORD BOOK WRECKER

Senior guard **Matthew Murrell** is in his fifth season with Ole Miss and continues to put his name up and down the program record book. The Memphis native currently ranks eighth in school history in career points with 1,775, fourth in three-point shots made (258), and third in three-point attempts (741). He also ranks sixth in field goal attempts at 1,451, and is tied for fifth in career steals with 176.

I AM IRON MAN

A consistent member of the lineup for each of the past five seasons, **Matthew Murrell** recently became the program's all-time leader in games and minutes played. On January 22, Murrell passed Zach Graham at 135 games played for Ole Miss, and has since pushed his number to 152. At South Carolina on February 12, he surpassed Elston Turner for the most minutes played in a Rebel uniform, now with 4,419 minutes on the court for Ole Miss. Fellow long-time Rebel **Jaemyn Brakefield** has also entered the top-10 for career games played at Ole Miss, currently with 132 which is tied for fourth.

THE BEARD ERA: YEAR ONE

The first season of Ole Miss Basketball under head coach Chris Beard was a good one, as the Rebels got off to one of the best starts in all of college basketball. Winning their first 13 games to begin the 2023-24 schedule, Ole Miss was one of three teams to remain undefeated through 13 competitions, and tied the program record for longest win streak. The team also broke the SJB Pavilion record for consecutive wins with 12, and broke the program record for total home-game attendance by over 11,000. The Rebels finished the campaign with a 20-win season for the 18th time in school history and the first since 2018-19. The team was led by returning guard **Matthew Murrell** in scoring at 16.2 points per game, and guard Allen Flanigan in rebounding at 6.1 per contest. Ole Miss finished the season with 184 blocked shots, the second-most in a single season in program history, just behind 185 set during the 2012-13 team.

DAVID AND GOLIATH

Measuring in at five feet and four inches tall, Ole Miss senior guard **Cam Brent** is currently the shortest student-athlete on any men's college basketball roster. Standing at seven feet two inches, freshman forward **John Bol** is tied for the 10th-tallest in all of college hoops. Brent and Bol's height differential of 10 inches is the largest in the NCAA.

REBELS IN NCAA CAREER ACTIVE LEADERS (TOP-100)

Name	Categ.	Value	D-I	All Div
Murrell	3P FGA	741	38	--
Murrell	FGA	1,451	48	--
Murrell	3P FGM	258	49	94
Murrell	Points	1,775	57	112
Pedulla	Assists	456	56	90
Pedulla	Points	1,761	59	115
Murrell	Steals	176	69	142
Brakefield	Games Played	154	75	81
Pedulla	3P FGM	237	76	148
Pedulla	Steals	165	88	184
Murrell	Games Played	152	98	106

GAME-BY-GAME STARTING LINEUPS

Opponent	Date	Result	G	G	G	G/F	F/C	Lineup	Record
Long Island	11-04	W, 90-60	Murray	Pedulla	Murrell	Davis	Dia	#1	1-0
Grambling State	11-08	W, 66-64	Murray	Pedulla	Murrell	Davis	Dia	#1	2-0
South Alabama	11-12	W, 64-54	Murray	Pedulla	Barnes	Davis	Dia	#2	1-0
Colorado State	11-16	W, 84-69	Murray	Pedulla	Murrell	Davis	Dia	#1	3-0
Oral Roberts	11-21	W, 100-68	Murray	Pedulla	Murrell	Brown-Jones	Dia	#3	1-0
BYU	11-28	W, 96-85 OT	Murray	Pedulla	Murrell	Davis	Dia	#1	4-0
No. 12 Purdue	11-29	L, 78-80	Murray	Pedulla	Murrell	Davis	Dia	#1	4-1
Louisville	12-03	W, 86-63	Murray	Pedulla	Murrell	Davis	Dia	#1	5-1
Lindenwood	12-07	W, 86-53	Murray	Pedulla	Barnes	Davis	Dia	#2	2-0
Southern Miss	12-14	W, 77-46	Murray	Pedulla	Barnes	Davis	Dia	#2	3-0
Southern	12-17	W, 74-61	Murray	Pedulla	Barnes	Davis	Dia	#2	4-0
Queens	12-21	W, 80-62	Murray	Pedulla	Barnes	Davis	Dia	#2	5-0
Memphis	12-38	L, 70-87	Murray	Pedulla	Murrell	Davis	Dia	#1	5-2
Georgia	1-4	W, 63-51	Pedulla	Murrell	Barnes	Davis	Dia	#4	1-0
Arkansas	1-8	W, 73-66	Pedulla	Murrell	Barnes	Davis	Dia	#4	2-0
LSU	1/11	W, 77-65	Pedulla	Murrell	Barnes	Davis	Dia	#4	3-0
No. 4 Alabama	1/14	W, 74-64	Pedulla	Murrell	Barnes	Davis	Dia	#4	4-0
No. 15 Mississippi St.	1/18	L, 81-84 OT	Pedulla	Murrell	Barnes	Davis	Dia	#4	4-1
No. 13 Texas A&M	1/22	L, 62-63	Murray	Pedulla	Murrell	Davis	Dia	#1	5-3
No. 22 Missouri	1/25	L, 75-83	Murray	Pedulla	Murrell	Brakefield	Dia	#5	0-1
Texas	1/29	W, 72-69	Murray	Pedulla	Murrell	Davis	Dia	#1	6-3
No. 1 Auburn	2/1	L, 82-92	Murray	Pedulla	Murrell	Davis	Dia	#1	6-4
No. 14 Kentucky	2/4	W, 98-84	Murray	Pedulla	Murrell	Davis	Dia	#1	7-4
LSU	2/8	W, 72-70	Murray	Pedulla	Murrell	Davis	Dia	#1	8-4
South Carolina	2/12	W, 72-68	Murray	Pedulla	Murrell	Davis	Dia	#1	9-4
No. 22 Mississippi State	2/15	L, 71-81	Murray	Pedulla	Murrell	Davis	Dia	#1	9-5
Vanderbilt	2/22	L, 72-77	Murray	Pedulla	Murrell	Davis	Dia	#1	9-6
No. 1 Auburn	2/26	L, 76-106	Murray	Pedulla	Murrell	Davis	Dia	#1	9-7
Oklahoma	3/1	W, 87-84	Murray	Pedulla	Murrell	Davis	Dia	#1	10-7
No. 4 Tennessee	3/5	W, 78-76	Murray	Pedulla	Murrell	Davis	Dia	#1	11-7
No. 5 Florida	3/8	L, 71-90	Murray	Pedulla	Murrell	Davis	Dia	#1	11-8
Arkansas	3/13	W, 83-80	Murray	Pedulla	Murrell	Davis	Dia	#1	12-8
No. 3 Auburn	3/14	L, 57-62	Murray	Pedulla	Murrell	Davis	Dia	#1	12-9
North Carolina	3/21	W, 71-64	Murray	Pedulla	Murrell	Davis	Dia	#1	13-9
No. 14 Iowa State	3/23	W, 91-78	Murray	Pedulla	Murrell	Davis	Dia	#1	14-9

REBEL STARTING/GAMES PLAYED HISTORY

CAREER STARTS			CAREER GAMES PLAYED		
Name	Season	Career	Name	Season	Career
Davon Barnes	10	75	Davon Barnes	35	118
Ja'Von Benson	0	15	Ja'Von Benson	9	56
John Bol	0	0	John Bol	17	17
Jaemyn Brakefield	1	91	Jaemyn Brakefield	35	154
Cam Brent	0	0	Cam Brent	7	13
Mikeal Brown-Jones	1	34	Mikeal Brown-Jones	28	141
Robert Cowherd	0	0	Robert Cowherd	10	20
Zach Day	0	0	Zach Day	0	0
Dre Davis	33	110	Dre Davis	33	143
Malik Dia	35	59	Malik Dia	35	88
Eduardo Klafke	0	0	Eduardo Klafke	35	35
Jaylen Murray	30	76	Jaylen Murray	35	129
Matthew Murrell	30	118	Matthew Murrell	31	152
Sean Pedulla	35	101	Sean Pedulla	35	137
Max Smith	0	0	Max Smith	0	0

OVERALL STATS

Game Records

Record	Overall	Home	Away	Neutral
ALL GAMES	24-11	13-3	5-6	6-2
CONFERENCE	10-8	6-3	4-5	0-0
NON-CONFERENCE	14-3	7-0	1-1	6-2

Score by Periods

Team	1st	2nd	OT	TOT
Ole Miss	1277	1406	26	2709
Opponents	1203	1288	18	2509

Team Box Score

No.	Player	Total			3-Point		F-Throw		Rebounds				Other Stats									
		GP-GS	MIN	AVG	FG-FGA	FG%	3FG-3FGA	3FG%	FT-FTA	FT%	OFF	DEF	TOT	AVG	PF	DQ	A	TO	BLK	STL	PTS	AVG
3	PEDULLA, Sean	35-35	1154:47	33.0	178-407	.437	83-213	.390	92-112	.821	15	108	123	3.5	91	0	131	71	6	66	531	15.2
4	BRAKEFIELD, Jaemyn	35-1	809:45	23.1	131-256	.512	26-74	.351	101-138	.732	47	102	149	4.3	71	2	63	44	9	27	389	11.1
0	DIA, Malik	35-35	723:35	20.7	138-293	.471	28-80	.350	72-113	.637	48	153	201	5.7	79	0	27	27	30	25	376	10.7
11	MURRELL, Matthew	31-30	935:14	30.2	113-265	.426	40-127	.315	65-82	.793	20	89	109	3.5	58	0	56	20	7	55	331	10.7
5	MURRAY, Jaylen	35-30	1069:35	30.6	127-311	.408	59-158	.373	54-66	.818	4	73	77	2.2	61	0	121	46	7	49	367	10.5
14	DAVIS, Dre	33-33	861:22	26.1	123-268	.459	25-75	.333	69-101	.683	57	101	158	4.8	98	5	42	40	33	32	340	10.3
7	BARNES, Davon	35-10	710:24	20.3	61-159	.384	14-66	.212	40-55	.727	30	82	112	3.2	69	0	29	17	9	25	176	5.0
1	BROWN-JONES, Mikeal	28-1	281:44	10.1	34-71	.479	2-11	.182	44-58	.759	17	29	46	1.6	53	1	11	17	15	9	114	4.1
8	KLAFKE, Eduardo	35-0	353:15	10.1	16-36	.444	13-27	.481	6-11	.545	8	30	38	1.1	35	0	15	11	7	15	51	1.5
21	BENSON, JaVon	9-0	28:52	3.2	3-6	.500	1-1	1.000	4-6	.667	2	7	9	1.0	6	0	0	3	2	2	11	1.2
10	BOL, John	17-0	69:20	4.1	8-12	.667	0-0	.000	3-6	.500	7	9	16	0.9	10	0	0	5	5	0	19	1.1
55	BRENT, Cam	7-0	10:34	1.5	1-4	.250	0-1	.000	2-2	1.000	0	3	3	0.4	0	0	0	0	0	0	4	0.6
6	COWHERD, Robert	10-0	41:33	4.2	0-4	.000	0-3	.000	0-0	.000	1	1	2	0.2	6	0	2	1	1	2	0	0.0
Team											63	54	117					14				
Total		35	7050		933-2092	.446	291-836	.348	552-750	.736	319	841	1160	33.1	637	8	497	316	131	307	2709	77.4
Opponents		35	7050		845-1954	.432	277-853	.325	538-765	.703	372	941	1313	37.5	629	6	489	497	136	206	2509	71.7

Team Statistics

	UM	OPP
Scoring	2709	2509
Points per game	77.4	71.7
Scoring margin	+5.7	-
Field goals-att	933-2092	845-1954
Field goal pct	.446	.432
3 point fg-att	291-836	277-853
3-point FG pct	.348	.325
3-pt FG made per game	8.3	7.9
Free throws-att	552-750	538-765
Free throw pct	.736	.703
F-Throws made per game	15.8	15.4
Rebounds	1160	1313
Rebounds per game	33.1	37.5
Rebounding margin	-4.4	-
Assists	497	489
Assists per game	14.2	14.0
Turnovers	316	497
Turnovers per game	9.0	14.2
Turnover margin	+5.2	-
Assist/turnover ratio	1.6	1.0
Steals	307	206
Steals per game	8.8	5.9
Blocks	131	136
Blocks per game	3.7	3.9
Winning streak	2	-
Home win streak	2	-
Attendance	130491	134315
Home games-Avg/Game	16-8156	11-12210
Neutral site-Avg/Game	-	8-9719

Team Results

Date	Opponent	Score	Att.
11/04/2024	LIU	W 90-60	7982
11/08/2024	Grambling	W 66-64	7314
11/12/2024	South Alabama	W 64-54	4033
11/16/2024	vs Colorado St.	W 84-69	2008
11/21/2024	Oral Roberts	W 100-68	6873
11/28/2024	vs BYU	Wot 96-85	4000
11/29/2024	vs Purdue	L 78-80	4000
12/03/2024	at Louisville	W 86-63	12729
12/07/2024	Lindenwood	W 86-53	7106
12/14/2024	vs Southern Miss.	W 77-46	2928
12/17/2024	Southern U.	W 74-61	6796
12/21/2024	Queens (NC)	W 80-62	7841
12/28/2024	at Memphis	L 70-87	15643
01/04/2025	Georgia	W 63-51	8746
01/08/2025	at Arkansas	W 73-66	19200
01/11/2025	LSU	W 77-65	9406
01/14/2025	at Alabama	W 74-64	13474
01/18/2025	at Mississippi St.	Lot 81-84	9448
01/22/2025	Texas A&M	L 62-63	10008
01/25/2025	at Missouri	L 75-83	15061
01/29/2025	Texas	W 72-69	8480
02/01/2025	Auburn	L 82-92	9974
02/04/2025	Kentucky	W 98-84	9128
02/08/2025	at LSU	W 72-70	6980
02/12/2025	at South Carolina	W 72-68	10974
02/15/2025	Mississippi St.	L 71-81	9759
02/22/2025	at Vanderbilt	L 72-77	10494
02/26/2025	at Auburn	L 76-106	9121
03/01/2025	Oklahoma	W 87-84	8007
03/05/2025	Tennessee	W 78-76	9038
03/08/2025	at Florida	L 71-90	11191
03/13/2025	vs Arkansas	W 83-80	13558
03/14/2025	vs Auburn	L 57-62	17526
03/21/2025	vs North Carolina	W 71-64	16899
03/23/2025	vs Iowa St.	W 91-78	16829

CONFERENCE

Game Records

Record	Overall	Home	Away	Neutral
ALL GAMES	10-8	6-3	4-5	0-0
CONFERENCE	10-8	6-3	4-5	0-0
NON-CONFERENCE	0-0	0-0	0-0	0-0

Team Box Score

No.	Player	Total					3-Point		F-Throw		Rebounds											
		GP-GS	MIN	AVG	FG-FGA	FG%	3FG-3FGA	3FG%	FT-FTA	FT%	OFF	DEF	TOT	AVG	PF	DQ	A	TO	BLK	STL	PTS	AVG
3	PEDULLA, Sean	18-18	607:18	33.7	93-219	.425	46-113	.407	46-58	.793	10	53	63	3.5	54	0	67	35	0	25	278	15.4
4	BRAKEFIELD, Jaemyn	18-1	438:37	24.4	78-143	.545	12-36	.333	63-84	.750	27	47	74	4.1	43	2	31	24	4	12	231	12.8
0	DIA, Malik	18-18	402:24	22.4	83-175	.474	18-47	.383	45-69	.652	25	78	103	5.7	40	0	11	16	21	8	229	12.7
11	MURRELL, Matthew	18-18	536:31	29.8	62-144	.431	24-73	.329	41-49	.837	10	58	68	3.8	26	0	36	12	2	26	189	10.5
14	DAVIS, Dre	17-17	439:19	25.8	62-134	.463	12-36	.333	35-49	.714	24	47	71	4.2	55	4	20	19	17	19	171	10.1
5	MURRAY, Jaylen	18-13	526:26	29.2	55-151	.364	23-72	.319	17-24	.708	1	34	35	1.9	35	0	54	22	2	22	150	8.3
7	BARNES, Davon	18-5	356:03	19.8	21-66	.318	3-22	.136	22-29	.759	9	42	51	2.8	31	0	9	9	3	12	67	3.7
1	BROWN-JONES, Mikeal	15-0	113:36	7.6	7-21	.333	0-3	.000	14-19	.737	4	12	16	1.1	24	0	6	4	7	2	28	1.9
8	KLAFKE, Eduardo	18-0	157:36	8.8	3-14	.214	2-8	.250	2-6	.333	5	12	17	0.9	21	0	6	6	2	8	10	0.6
10	BOL, John	9-0	25:60	2.9	1-1	1.000	0-0	.000	1-2	.500	3	5	8	0.9	4	0	0	2	2	0	3	0.3
6	COWHERD, Robert	4-0	20:28	5.1	0-1	.000	0-1	.000	0-0	.000	0	0	0	0.0	3	0	0	0	0	1	0	0.0
55	BRENT, Cam	1-0	00:42	0.7	0-0	.000	0-0	.000	0-0	.000	0	0	0	0.0	0	0	0	0	0	0	0	0.0
Team											33	34	67				7					
Total		18	3625		465-1069	.435	140-411	.341	286-389	.735	151	422	573	31.8	336	6	240	156	60	135	1356	75.3
Opponents		18	3625		458-1030	.445	150-443	.339	305-418	.730	199	503	702	39.0	322	1	267	230	72	107	1373	76.3

NON-CONFERENCE

Game Records

Record	Overall	Home	Away	Neutral
ALL GAMES	14-3	7-0	1-1	6-2
CONFERENCE	0-0	0-0	0-0	0-0
NON-CONFERENCE	14-3	7-0	1-1	6-2

Team Box Score

No.	Player	Total					3-Point		F-Throw		Rebounds											
		GP-GS	MIN	AVG	FG-FGA	FG%	3FG-3FGA	3FG%	FT-FTA	FT%	OFF	DEF	TOT	AVG	PF	DQ	A	TO	BLK	STL	PTS	AVG
3	PEDULLA, Sean	17-17	547:29	32.2	85-188	.452	37-100	.370	46-54	.852	5	55	60	3.5	37	0	64	36	6	41	253	14.9
5	MURRAY, Jaylen	17-17	543:09	32.0	72-160	.450	36-86	.419	37-42	.881	3	39	42	2.5	26	0	67	24	5	27	217	12.8
11	MURRELL, Matthew	13-12	398:43	30.7	51-121	.421	16-54	.296	24-33	.727	10	31	41	3.2	32	0	20	8	5	29	142	10.9
14	DAVIS, Dre	16-16	422:04	26.4	61-134	.455	13-39	.333	34-52	.654	33	54	87	5.4	43	1	22	21	16	13	169	10.6
4	BRAKEFIELD, Jaemyn	17-0	371:08	21.8	53-113	.469	14-38	.368	38-54	.704	20	55	75	4.4	28	0	32	20	5	15	158	9.3
0	DIA, Malik	17-17	321:11	18.9	55-118	.466	10-33	.303	27-44	.614	23	75	98	5.8	39	0	16	11	9	17	147	8.6
1	BROWN-JONES, Mikeal	13-1	168:08	12.9	27-50	.540	2-8	.250	30-39	.769	13	17	30	2.3	29	1	5	13	8	7	86	6.6
7	BARNES, Davon	17-5	354:21	20.8	40-93	.430	11-44	.250	18-26	.692	21	40	61	3.6	38	0	20	8	6	13	109	6.4
8	KLAFKE, Eduardo	17-0	195:39	11.5	13-22	.591	11-19	.579	4-5	.800	3	18	21	1.2	14	0	9	5	5	7	41	2.4
10	BOL, John	8-0	43:20	5.4	7-11	.636	0-0	.000	2-4	.500	4	4	8	1.0	6	0	0	3	3	0	16	2.0
21	BENSON, Ja'Von	9-0	28:52	3.2	3-6	.500	1-1	1.000	4-6	.667	2	7	9	1.0	6	0	0	3	2	2	11	1.2
55	BRENT, Cam	6-0	09:52	1.6	1-4	.250	0-1	.000	2-2	1.000	0	3	3	0.5	0	0	0	0	0	4	0.7	
6	COWHERD, Robert	6-0	21:05	3.5	0-3	.000	0-2	.000	0-0	.000	1	1	2	0.3	3	0	2	1	1	1	0	0.0
Team											30	20	50				7					
Total		17	3425		468-1023	.457	151-425	.355	266-361	.737	168	419	587	34.5	301	2	257	160	71	172	1353	79.6
Opponents		17	3425		387-924	.419	127-410	.310	233-347	.671	173	438	611	35.9	307	5	222	267	64	99	1136	66.8

HOME STATS

Game Records

Record	Overall	Home	Away	Neutral
ALL GAMES	13-3	13-3	0-0	0-0
CONFERENCE	6-3	6-3	0-0	0-0
NON-CONFERENCE	7-0	7-0	0-0	0-0

Team Box Score

No.	Player	Total			3-Point		F-Throw		Rebounds				Other Stats									
		GP-GS	MIN	AVG	FG-FGA	FG%	3FG-3FGA	3FG%	FT-FTA	FT%	OFF	DEF	TOT	AVG	PF	DQ	A	TO	BLK	STL	PTS	AVG
3	PEDULLA, Sean	16-16	523:09	32.7	83-194	.428	40-109	.367	46-52	.885	8	52	60	3.8	39	0	61	28	4	34	252	15.8
4	BRAKEFIELD, Jaemyn	16-0	382:32	23.9	70-137	.511	12-36	.333	50-71	.704	24	45	69	4.3	23	0	37	20	5	12	202	12.6
11	MURRELL, Matthew	13-12	387:21	29.8	51-116	.440	17-57	.298	30-39	.769	11	39	50	3.8	23	0	41	10	2	26	149	11.5
14	DAVIS, Dre	15-15	400:01	26.7	58-115	.504	13-36	.361	30-42	.714	23	45	68	4.5	42	2	19	20	21	13	159	10.6
5	MURRAY, Jaylen	16-14	465:15	29.1	54-128	.422	29-70	.414	18-23	.783	0	31	31	1.9	24	0	57	21	5	21	155	9.7
0	DIA, Malik	16-16	313:27	19.6	51-120	.425	13-38	.342	29-48	.604	21	67	88	5.5	30	0	13	12	21	7	144	9.0
7	BARNES, Davon	16-6	371:40	23.2	33-88	.375	6-37	.162	24-33	.727	19	47	66	4.1	34	0	22	9	8	15	96	6.0
1	BROWN-JONES, Mikeal	15-1	130:18	8.7	20-40	.500	0-5	.000	17-24	.708	6	11	17	1.1	22	0	7	10	7	4	57	3.8
21	BENSON, Ja'Von	6-0	21:00	3.5	3-5	.600	1-1	1.000	4-4	1.000	2	7	9	1.5	3	0	0	2	1	2	11	1.8
10	BOL, John	8-0	29:52	3.7	4-5	.800	0-0	.000	0-0	.000	1	5	6	0.8	3	0	0	2	3	0	8	1.0
8	KLAFKE, Eduardo	16-0	145:47	9.1	3-9	.333	3-7	.429	4-9	.444	6	10	16	1.0	11	0	10	8	3	6	13	0.8
55	BRENT, Cam	6-0	08:24	1.4	1-4	.250	0-1	.000	2-2	1.000	0	2	2	0.3	0	0	0	0	0	0	4	0.7
6	COWHERD, Robert	4-0	21:13	5.3	0-4	.000	0-3	.000	0-0	.000	1	0	1	0.3	2	0	2	1	1	1	0	0.0
Team											34	34	68				4					
Total		16	3200		431-965	.447	134-400	.335	254-347	.732	156	395	551	34.4	256	2	269	147	81	141	1250	78.1
Opponents		16	3200		376-901	.417	129-391	.330	204-282	.723	164	428	592	37.0	282	2	224	246	62	103	1087	67.9

AWAY STATS

Game Records

Record	Overall	Home	Away	Neutral
ALL GAMES	5-6	0-0	5-6	0-0
CONFERENCE	4-5	0-0	4-5	0-0
NON-CONFERENCE	1-1	0-0	1-1	0-0

Team Box Score

No.	Player	Total			3-Point		F-Throw		Rebounds				Other Stats									
		GP-GS	MIN	AVG	FG-FGA	FG%	3FG-3FGA	3FG%	FT-FTA	FT%	OFF	DEF	TOT	AVG	PF	DQ	A	TO	BLK	STL	PTS	AVG
3	PEDULLA, Sean	11-11	370:13	33.7	57-131	.435	26-60	.433	31-40	.775	6	30	36	3.3	33	0	43	24	0	17	171	15.5
0	DIA, Malik	11-11	238:42	21.7	54-109	.495	10-26	.385	30-43	.698	19	52	71	6.5	30	0	8	10	7	6	148	13.5
14	DAVIS, Dre	10-10	242:28	24.2	38-85	.447	6-20	.300	17-26	.654	14	26	40	4.0	34	2	11	11	7	13	99	9.9
4	BRAKEFIELD, Jaemyn	11-1	245:21	22.3	35-67	.522	5-18	.278	33-44	.750	16	34	50	4.5	32	2	15	13	3	5	108	9.8
11	MURRELL, Matthew	11-11	319:13	29.0	36-87	.414	13-39	.333	18-23	.783	5	33	38	3.5	18	0	11	5	3	18	103	9.4
5	MURRAY, Jaylen	11-8	339:51	30.9	36-106	.340	14-53	.264	10-14	.714	1	25	26	2.4	25	0	28	13	2	14	96	8.7
7	BARNES, Davon	11-3	182:37	16.6	15-44	.341	4-16	.250	7-10	.700	3	16	19	1.7	18	0	2	4	1	7	41	3.7
1	BROWN-JONES, Mikeal	9-0	96:14	10.7	3-13	.231	0-3	.000	19-23	.826	4	14	18	2.0	19	0	3	4	6	2	25	2.8
8	KLAFKE, Eduardo	11-0	138:07	12.6	8-17	.471	6-11	.545	2-2	1.000	2	9	11	1.0	17	0	4	3	4	6	24	2.2
10	BOL, John	8-0	32:35	4.1	3-4	.750	0-0	.000	1-2	.500	5	4	9	1.1	6	0	0	2	2	0	7	0.9
21	BENSON, Ja'Von	2-0	03:30	1.8	0-0	.000	0-0	.000	0-0	.000	0	0	0	0.0	1	0	0	1	1	0	0	0.0
6	COWHERD, Robert	4-0	16:09	4.0	0-0	.000	0-0	.000	0-0	.000	0	1	1	0.3	3	0	0	0	0	1	0	0.0
Team											16	12	28				7					
Total		11	2225		285-663	.430	84-246	.341	168-227	.740	91	256	347	31.5	236	4	125	97	36	89	822	74.7
Opponents		11	2225		277-616	.450	87-264	.330	217-318	.682	126	314	440	40.0	196	2	147	136	50	62	858	78.0

IN WINS

Game Records

Record	Overall	Home	Away	Neutral
ALL GAMES	24-0	13-0	5-0	6-0
CONFERENCE	10-0	6-0	4-0	0-0
NON-CONFERENCE	14-0	7-0	1-0	6-0

Team Box Score

No.	Player				Total		3-Point		F-Throw		Rebounds											
		GP-GS	MIN	AVG	FG-FGA	FG%	3FG-3FGA	3FG%	FT-FTA	FT%	OFF	DEF	TOT	AVG	PF	DQ	A	TO	BLK	STL	PTS	AVG
3	PEDULLA, Sean	24-24	789:39	32.9	115-274	.420	56-140	.400	66-77	.857	11	74	85	3.5	53	0	98	41	6	49	352	14.7
14	DAVIS, Dre	23-23	613:05	26.7	96-193	.497	19-51	.373	60-85	.706	47	77	124	5.4	68	3	27	25	23	25	271	11.8
11	MURRELL, Matthew	20-19	630:11	31.5	80-177	.452	25-78	.321	47-59	.797	15	61	76	3.8	36	0	40	16	5	35	232	11.6
4	BRAKEFIELD, Jaemyn	24-0	552:49	23.0	87-168	.518	19-51	.373	74-100	.740	30	72	102	4.3	49	1	54	32	8	19	267	11.1
5	MURRAY, Jaylen	24-20	728:54	30.4	91-207	.440	43-104	.413	36-44	.818	3	56	59	2.5	39	0	87	31	7	29	261	10.9
0	DIA, Malik	24-24	478:54	20.0	96-201	.478	20-54	.370	42-75	.560	30	114	144	6.0	53	0	16	15	21	15	254	10.6
7	BARNES, Davon	24-9	522:02	21.8	51-117	.436	11-48	.229	26-36	.722	24	61	85	3.5	51	0	24	13	7	19	139	5.8
1	BROWN-JONES, Mikeal	18-1	189:47	10.5	26-52	.500	0-7	.000	27-36	.750	12	18	30	1.7	33	1	9	12	10	8	79	4.4
21	BENSON, Ja'Von	8-0	27:13	3.4	3-6	.500	1-1	1.000	4-6	.667	2	7	9	1.1	6	0	0	3	1	2	11	1.4
8	KLAFKE, Eduardo	24-0	222:52	9.3	10-20	.500	8-16	.500	4-7	.571	6	21	27	1.1	22	0	10	5	3	11	32	1.3
10	BOL, John	12-0	41:36	3.5	5-8	.625	0-0	.000	2-4	.500	2	4	6	0.5	4	0	0	3	4	0	12	1.0
55	BRENT, Cam	7-0	10:34	1.5	1-4	.250	0-1	.000	2-2	1.000	0	3	3	0.4	0	0	0	0	0	0	4	0.6
6	COWHERD, Robert	5-0	17:24	3.5	0-3	.000	0-2	.000	0-0	.000	1	1	2	0.4	2	0	2	1	1	1	0	0.0
Team											42	38	80					5				
Total		24	4825		661-1430	.462	202-553	.365	390-531	.734	225	607	832	34.7	416	5	367	202	96	213	1914	79.8
Opponents		24	4825		545-1319	.413	172-574	.300	338-484	.698	230	618	848	35.3	433	4	312	346	82	130	1604	66.8

IN LOSSES

Game Records

Record	Overall	Home	Away	Neutral
ALL GAMES	0-11	0-3	0-6	0-2
CONFERENCE	0-8	0-3	0-5	0-0
NON-CONFERENCE	0-3	0-0	0-1	0-2

Team Box Score

No.	Player				Total		3-Point		F-Throw		Rebounds											
		GP-GS	MIN	AVG	FG-FGA	FG%	3FG-3FGA	3FG%	FT-FTA	FT%	OFF	DEF	TOT	AVG	PF	DQ	A	TO	BLK	STL	PTS	AVG
3	PEDULLA, Sean	11-11	365:08	33.2	63-133	.474	27-73	.370	26-35	.743	4	34	38	3.5	38	0	33	30	0	17	179	16.3
4	BRAKEFIELD, Jaemyn	11-1	256:56	23.4	44-88	.500	7-23	.304	27-38	.711	17	30	47	4.3	22	1	9	12	1	8	122	11.1
0	DIA, Malik	11-11	244:41	22.2	42-92	.457	8-26	.308	30-38	.789	18	39	57	5.2	26	0	11	12	9	10	122	11.1
5	MURRAY, Jaylen	11-10	340:41	31.0	36-104	.346	16-54	.296	18-22	.818	1	17	18	1.6	22	0	34	15	0	20	106	9.6
11	MURRELL, Matthew	11-11	305:02	27.7	33-88	.375	15-49	.306	18-23	.783	5	28	33	3.0	22	0	16	4	2	20	99	9.0
14	DAVIS, Dre	10-10	248:18	24.8	27-75	.360	6-24	.250	9-16	.563	10	24	34	3.4	30	2	15	15	10	7	69	6.9
1	BROWN-JONES, Mikeal	10-0	91:58	9.2	8-19	.421	2-4	.500	17-22	.773	5	11	16	1.6	20	0	2	5	5	1	35	3.5
7	BARNES, Davon	11-1	188:22	17.1	10-42	.238	3-18	.167	14-19	.737	6	21	27	2.5	18	0	5	4	2	6	37	3.4
8	KLAFKE, Eduardo	11-0	130:23	11.9	6-16	.375	5-11	.455	2-4	.500	2	9	11	1.0	13	0	5	6	4	4	19	1.7
10	BOL, John	5-0	27:44	5.5	3-4	.750	0-0	.000	1-2	.500	5	5	10	2.0	6	0	0	2	1	0	7	1.4
21	BENSON, Ja'Von	1-0	01:39	1.7	0-0	.000	0-0	.000	0-0	.000	0	0	0	0.0	0	0	0	0	1	0	0	0.0
6	COWHERD, Robert	5-0	24:09	4.8	0-1	.000	0-1	.000	0-0	.000	0	0	0	0.0	4	0	0	0	0	1	0	0.0
Team											21	16	37					9				
Total		11	2225		272-662	.411	89-283	.314	162-219	.740	94	234	328	29.8	221	3	130	114	35	94	795	72.3
Opponents		11	2225		300-635	.472	105-279	.376	200-281	.712	142	323	465	42.3	196	2	177	151	54	76	905	82.3

TEAM GAME-BY-GAME

Opponent	Date	Score		Total		3-Pointers		Free throws		Rebounds										
				FG-FGA	PCT	3FG-3FGA	PCT	FT-FTA	PCT	OFF	DEF	TOT	AVG	PF	A	TO	BLK	STL	PTS	AVG
LIU	11/04/2024	90-60	W	28-57	.491	9-22	.409	25-32	.781	13	29	42	42.0	18	12	14	13	10	90	90.0
Grambling	11/08/2024	66-64	W	23-65	.354	6-26	.231	14-18	.778	10	23	33	37.5	20	13	6	5	14	66	78.0
South Alabama	11/12/2024	64-54	W	21-64	.328	13-38	.342	9-14	.643	14	28	42	39.0	11	18	9	2	7	64	73.3
vs Colorado St.	11/16/2024	84-69	W	28-55	.509	9-19	.474	19-26	.731	9	19	28	36.3	15	15	4	1	9	84	76.0
Oral Roberts	11/21/2024	100-68	W	37-69	.536	10-26	.385	16-22	.727	14	23	37	36.4	20	26	8	3	13	100	80.8
vs BYU	11/28/2024	96-85	Wot	31-64	.484	5-17	.294	29-36	.806	10	29	39	36.8	21	11	9	1	10	96	83.3
vs Purdue	11/29/2024	78-80	L	26-61	.426	15-36	.417	11-13	.846	10	16	26	35.3	20	16	7	1	7	78	82.6
at Louisville	12/03/2024	86-63	W	34-60	.567	8-20	.400	10-13	.769	6	25	31	34.8	21	14	8	5	10	86	83.0
Lindenwood	12/07/2024	86-53	W	31-60	.517	8-23	.348	16-22	.727	9	28	37	35.0	16	19	7	8	8	86	83.3
vs Southern Miss.	12/14/2024	77-46	W	26-58	.448	13-32	.406	12-20	.600	13	27	40	35.5	14	17	9	5	12	77	82.7
Southern U.	12/17/2024	74-61	W	22-53	.415	10-25	.400	20-29	.690	11	25	36	35.5	16	18	17	10	14	74	81.9
Queens (NC)	12/21/2024	80-62	W	31-65	.477	7-27	.259	11-14	.786	8	25	33	35.3	12	21	8	5	11	80	81.8
at Memphis	12/28/2024	70-87	L	24-66	.364	7-28	.250	15-21	.714	11	23	34	35.2	22	13	11	6	8	70	80.8
Georgia	01/04/2025	63-51	W	21-51	.412	6-16	.375	15-21	.714	11	24	35	35.2	16	11	13	10	10	63	79.6
at Arkansas	01/08/2025	73-66	W	23-50	.460	9-23	.391	18-28	.643	6	30	36	35.3	21	13	5	2	5	73	79.1
LSU	01/11/2025	77-65	W	27-55	.491	9-25	.360	14-19	.737	8	24	32	35.1	12	19	13	3	12	77	79.0
at Alabama	01/14/2025	74-64	W	27-70	.386	6-21	.286	14-16	.875	9	28	37	35.2	21	13	7	3	14	74	78.7
at Mississippi St.	01/18/2025	81-84	Lot	30-66	.455	13-35	.371	8-14	.571	8	21	29	34.8	21	14	10	1	9	81	78.8
Texas A&M	01/22/2025	62-63	L	24-65	.369	11-35	.314	3-4	.750	6	25	31	34.6	11	19	13	6	9	62	77.9
at Missouri	01/25/2025	75-83	L	28-58	.483	6-20	.300	13-18	.722	5	23	28	34.3	24	11	13	2	10	75	77.8
Texas	01/29/2025	72-69	W	23-58	.397	7-21	.333	19-25	.760	8	25	33	34.2	16	14	4	4	5	72	77.5
Auburn	02/01/2025	82-92	L	26-56	.464	6-19	.316	24-35	.686	11	19	30	34.0	18	11	9	5	9	82	77.7
Kentucky	02/04/2025	98-84	W	35-64	.547	13-30	.433	15-21	.714	3	26	29	33.8	14	24	1	2	3	98	78.6
at LSU	02/08/2025	72-70	W	23-61	.377	6-23	.261	20-29	.690	11	28	39	34.0	19	11	5	3	4	72	78.3
at South Carolina	02/12/2025	72-68	W	25-55	.455	8-13	.615	14-17	.824	6	21	27	33.8	21	10	8	5	5	72	78.1
Mississippi St.	02/15/2025	71-81	L	23-60	.383	6-24	.250	19-26	.731	7	29	36	33.8	22	14	11	4	8	71	77.8
at Vanderbilt	02/22/2025	72-77	L	25-60	.417	9-28	.321	13-15	.867	10	20	30	33.7	21	11	11	6	8	72	77.6
at Auburn	02/26/2025	76-106	L	24-51	.471	5-14	.357	23-31	.742	4	16	20	33.2	25	7	10	3	6	76	77.5
Oklahoma	03/01/2025	87-84	W	28-55	.509	8-24	.333	23-31	.742	8	20	28	33.0	18	15	9	1	5	87	77.9
Tennessee	03/05/2025	78-76	W	31-68	.456	5-19	.263	11-14	.786	15	22	37	33.2	16	15	5	0	3	78	77.9
at Florida	03/08/2025	71-90	L	22-66	.333	7-21	.333	20-25	.800	15	21	36	33.3	20	8	9	0	10	71	77.6
vs Arkansas	03/13/2025	83-80	W	30-64	.469	8-24	.333	15-20	.750	8	24	32	33.2	20	10	11	1	12	83	77.8
vs Auburn	03/14/2025	57-62	L	20-53	.377	4-23	.174	13-17	.765	7	21	28	33.1	17	6	10	1	10	57	77.2
vs North Carolina	03/21/2025	71-64	W	24-54	.444	8-20	.400	15-23	.652	9	31	40	33.3	17	13	14	3	6	71	77.0
vs Iowa St.	03/23/2025	91-78	W	32-55	.582	11-19	.579	16-21	.762	6	23	29	33.1	21	15	8	1	11	91	77.4
Total		2709		933-2092	.446	291-836	.348	552-750	.736	319	841	1160	33.1	637	497	316	131	307	2709	77.4
Opponents		2509		845-1954	.432	277-853	.325	538-765	.703	372	941	1313	37.5	629	489	497	136	206	2509	71.7

Ole Miss Averages

Games Played	Points/game	FG Pct	3FG Pct	FT Pct	Rebounds/game	Assists/game	Turnovers/game	Assist/Turnover ratio	Steals/game	Blocks/game
35	77.4	44.6	34.8	73.6	33.1	14.2	9.0	1.6	8.8	3.7

THE LAST TIME ...

AN OLE MISS TEAM...

Scored 100+ points at home..... 100 vs. Oral Roberts (Nov. 21, 2024)
 Scored 100+ points on the road..... 104 at Mississippi St. (4ot) (Jan. 24, 1990)
 Scored 100+ points and lost..... 105 vs. Oregon (Dec. 8, 2013)
 Scored 110+ points..... 111 vs. Mississippi Valley St. (Nov. 22, 2013)
 Scored 50 points or less..... 48 vs. Western Kentucky (Dec. 11, 2021)
 Scored 40 points or less..... 37 vs. Oklahoma St. (Nov. 29, 2019)
 Scored 50 or less and won..... 50-48 vs. SMU (Jan. 3, 2012)
 Held opponent to 50 or less..... 46 vs. Southern Miss (Dec. 14, 2024)
 Won an overtime game..... 96-85 vs. BYU (Nov. 28, 2024)
 Lost an overtime game..... 81-84 at #15 Mississippi State (Jan. 18, 2025)
 Won a double overtime game..... 90-87 vs. Texas Tech (March 23, 2010)
 Lost a double overtime game..... 83-82 vs. #16 Auburn (Jan. 28, 2020)
 Played a triple overtime game..... Never Happened
 Played a four-overtime game..... 104-102 at Mississippi St. (Jan. 24, 1990)

Made 10+ three-point field goals..... 11 vs. #14 Iowa State (March 23, 2025)
 Made 12+ three-point field goals..... 13 vs. #14 Kentucky (Feb. 4, 2025)
 Made 15+ three-point field goals..... 15 vs. #12 Purdue (Nov. 29, 2024)
 Allowed 10+ three-point field goals..... 14 at #5 Florida (March 8, 2025)
 Had 15+ rebound margin..... 15 vs. Arkansas (Jan. 24, 2024)
 Had 20+ rebound margin..... 21 vs. Rider (Nov. 30, 2021)
 Had 25+ rebound margin..... 24 vs. UT Martin (Dec. 22, 2020)
 Had 50+ rebounds..... 52 vs. Alabama State (Nov. 6, 2023)
 Had 60+ rebounds..... 64 vs. Troy (Nov. 27, 2007)
 Had two players with 10+ rebounds..... Nysier Brooks (15), Tye Fagan (10)
 Had three players with 10+ rebounds..... vs. Georgia (Jan. 9, 2016)
 Sebastian Saiz (10), Martavious Newby (10), and Rasheed Brooks (10)
 Had two players with 20+ points..... at Vanderbilt (Feb. 22, 2025)
 Malik Dia (22), Sean Pedulla (21)
 Had two players with a double-double..... vs. Kentucky (March 2, 2021)
 KJ Buffen (16 points, 10 rebounds), Romello White (11 points, 10 rebounds)
 Attempted 30+ free throws..... 31 vs. Oklahoma (March 1, 2025)
 Attempted 40+ free throws..... 42 at Missouri (March 2, 2024)
 Attempted 50+ free throws..... 55 vs. Missouri (March 9, 2017)
 Made 25+ free throws..... 29 vs. BYU (Nov. 28, 2024)
 Made 30+ free throws..... 34 at South Carolina (Feb. 13, 2021)
 Made 35+ free throws..... 40 vs. Georgia Southern (Nov. 17, 2015)
 Made 40+ free throws..... 40 vs. Georgia Southern (Nov. 17, 2015)
 Shot 100% from FT line (min. 10 att.)..... 13-13 vs. Arkansas (Jan. 26, 2022)
 Shot 100% from FT line (min. 20 att.)..... 10-10, vs. Mississippi St. (Feb. 28, 1959)
 Shot 90% or better from FT line..... 90.5% (19-21) at Mississippi State (Feb. 21, 2024)

Had 20+ assists..... 24 vs. #14 Kentucky (Feb. 4, 2025)
 Had 20+ assists in two straight..... vs. Mississippi State (22) and Auburn (21), 2023-24
 Had 25+ assists..... 26 vs. Oral Roberts (Nov. 21, 2024)
 Had 30+ assists..... 32 vs. Centenary (Dec. 19, 2009)

Had 20+ turnovers..... 27 at #18 Tennessee (Jan. 5, 2022)
 Had 25+ turnovers..... 27 at #18 Tennessee (Jan. 5, 2022)
 Forced 20+ turnovers..... 20 vs. #13 Texas A&M (Jan. 22, 2025)
 Forced 25+ turnovers..... 25 vs. Troy (Dec. 19, 2023)
 Forced 30+ turnovers..... 31 vs. Louisiana-Monroe (Nov. 24, 2007)

Had 10+ steals..... 11 vs. #14 Iowa State (March 23, 2025)
 Had 15+ steals..... 16 vs. Troy (Dec. 19, 2023)
 Had 20+ steals..... 20 vs. Lipscomb (Nov. 23, 2012)

Blocked 5+ shots..... 6 at Vanderbilt (Feb. 22, 2025)
 Blocked 10+ shots..... 10 vs. Georgia (Jan. 4, 2025)
 Blocked 12+ shots..... 13 vs. Long Island (Nov. 4, 2024)

Beat a ranked team..... 91-78 vs. #14 Iowa State (March 23, 2025)
 Beat a ranked team at home..... 78-76 vs. #4 Tennessee (March 5, 2025)
 Beat a ranked team on the road..... 74-64 at #4 Alabama (Jan. 14, 2025)
 Beat a ranked team on a neutral floor..... 91-78 vs. #14 Iowa State (March 23, 2025)

Kept every opposing player out of double figures..... vs. UT Martin (Dec. 22, 2020)
 Had all five starters score in double figures..... at Missouri (March 4, 2023)
 Had five players score in double figures..... vs. #14 Iowa State (March 23, 2025)
 Had six players score in double figures..... vs. Valparaiso (Dec. 10, 2022)
 Had no players score in double figures..... vs. Oklahoma State (Nov. 29, 2019)

Overcame a 5-point+ halftime deficit to win..... 5 vs. #4 Tennessee (March 5, 2025)
 Overcame a 5-point+ halftime deficit on road to win..... 6 at Auburn (Feb. 6, 2021)
 Overcame a 10-point+ halftime deficit to win..... 16 vs. Penn State (Nov. 27, 2019)
 Overcame a 20-point+ halftime deficit to win..... 20 vs. Auburn (Feb. 11, 2017)
 Overcame a 10-point+ second half deficit to win..... 12 vs. Grambling State (Nov. 8, 2024)
 Overcame a 15-point+ second half deficit to win..... 21 vs. Penn State (Nov. 27, 2019)
 Overcame a 20-point+ second half deficit to win..... 21 vs. Penn State (Nov. 27, 2019)

Went on a 20-0 run..... 20 vs. Grambling State (Nov. 8, 2024)
 Went on a 25-0 run..... 28 vs. Chattanooga (Dec. 16, 2018)

AN OLE MISS PLAYER...

Scored 20+ points 20, Sean Pedulla vs. #14 Iowa State (March 23, 2025)
 Scored 30+ points 33, Jarkel Joiner vs. Alabama (Feb. 9, 2022)
 Scored 35+ points 40, Breein Tyree vs. Mississippi St. (Feb. 11, 2020)
 Scored 40+ points 40, Breein Tyree vs. Mississippi St. (Feb. 11, 2020)
 Scored 50+ points 53, Gerald Glass vs. LSU (March 4, 1989)

Scored 20+ points in 5 straight games..... Breein Tyree (Jan. 26-Feb. 14, 2019)
 Scored 20+ points in 10 straight..... Stefan Moody (Nov. 25, 2015-Jan. 28, 2016)
 Scored 20+ points in 14 straight..... Stefan Moody (Nov. 25, 2015-Jan. 28, 2016)
 Scored 20+ points in 18 straight..... Joe Gibbon (Dec. 10, 1956-Feb. 28, 1957)
 Scored 20+ points in 22 straight..... Johnny Neumann (Dec. 1, 1970-Feb. 22, 1971)

Made 5+ 3-pointers..... 5, Sean Pedulla vs. Oklahoma (March 1, 2025)
 Made 7+ 3-pointers..... 7, Sean Pedulla vs. South Alabama (Nov. 12, 2024)
 Made 8+ 3-pointers..... 8, Matthew Murrell vs. #24 Texas A&M (Feb. 28, 2023)
 Made 9+ 3-pointers..... 9, Deandre Burnett vs. Oral Roberts (Nov. 18, 2016)
 Made 10+ 3-pointers..... 10, Marshall Henderson vs. Oregon (Dec. 8, 2013)
 Attempted 10+ 3-pointers..... 10, Sean Pedulla vs. #22 Mississippi State (Feb. 15, 2025)
 Attempted 15+ 3-pointers..... 16, Sean Pedulla vs. South Alabama (Nov. 12, 2024)

Had a double-double..... Dre Davis (13 pts., 10 reb.) vs. #4 Tennessee (March 5, 2025)
 Had a double-double in 2 straight games..... Sebastian Saiz (3/4/17-3/9/17)
 Had a double-double in 3 straight games..... Sebastian Saiz (1/28/17-2/4/17)
 Had a double-double in 4 straight games..... Sebastian Saiz (1/28/17-2/8/17)
 Had a double-double in 5 straight games..... Sebastian Saiz (12/15/16-1/3/17)
 Had a double-double in 6 straight games..... Sebastian Saiz (12/15/16-1/7/17)
 Had a double-double in 7 straight games..... Rahim Lockhart (11/19/99-12/4/99)
 Had 5+ double-doubles in a season..... 5, Allen Flanigan, 2023-24 season
 Had 10+ double-doubles in a season..... 23, Sebastian Saiz, 2016-17 season
 Had 18+ double-doubles in a season..... 23, Sebastian Saiz, 2016-17 season
 Had 20+ double-doubles in a season..... 23, Sebastian Saiz, 2016-17 season

Had 20+ points and 15+ rebounds..... Malik Dia, 23 pts/19 rebs
 at #4 Alabama (Jan. 14, 2025)
 Had 20+ points and 20+ rebounds..... Walter Actwood, 22 pts/22 rebs
 vs. ISU-Evansville (Dec. 1, 1975)
 Had 30+ points and 10+ rebounds..... Romello White (30 points, 10 rebounds)
 at Auburn (Feb. 6, 2021)

Had 20+ points and 10+ assists..... Jaylen Murray (21 pts., 11 ast.) vs. Miss. St. (Jan. 30, 2024)

Had 15+ rebounds..... 19, Malik Dia at #4 Alabama (Jan. 14, 2025)
 Had 20+ rebounds..... 20, Murphy Holloway vs. Auburn (Feb. 24, 2010)
 Had 10+ rebounds in 2 straight games..... Myles Burns (12/17/22-12/20/22)
 Had 10+ offensive rebounds..... 10, Dwayne Curtis vs. Auburn (Feb. 25, 2006)
 Had 10+ defensive rebounds..... 10, Malik Dia vs. South Alabama (Nov. 12, 2024)

Had 10+ assists..... 10, Jaylen Murray vs. #14 Kentucky (Feb. 4, 2025)
 Had 15+ assists..... 15, Sean Tuohy vs. Auburn (Jan. 26, 1980)
 Had 9+ assists and 0 turnovers..... 10, Jaylen Murray vs. #14 Kentucky (Feb. 4, 2025)
 Had 8+ assists and 0 turnovers..... 10, Jaylen Murray vs. #14 Kentucky (Feb. 4, 2025)

Had 5+ blocks..... 5, Dre Davis vs. Georgia (Jan. 4, 2025)
 Had 8+ blocks..... 9, Jamarion Sharp vs. Florida (Jan. 10, 2024)

Had 5+ steals..... 5, Jaylen Murray vs. No. 3 Auburn (March 14, 2025)
 Had 7+ steals..... 7, Matthew Murrell vs. Grambling State (Nov. 8, 2023)
 Had 8+ steals..... 10, Matthew Murrell vs. Troy (Dec. 19, 2023)
 Had 10+ steals..... 10, Matthew Murrell vs. Troy (Dec. 19, 2023)

Made 10+ free throws..... 10, Dre Davis vs. BYU (Nov. 28, 2024)
 Made 15+ free throws..... 15, Stefan Moody vs. Mississippi St. (March 3, 2016)
 Attempted 10+ free throws..... 10, Jaemyn Brakefield vs. Oklahoma (March 1, 2025)
 Attempted 15+ free throws..... 15, Allen Flanigan vs. #13 Alabama (Feb. 28, 2024)
 Attempted 20+ free throws..... 20, Ansu Sesay vs. Arkansas (Feb. 18, 1995)
 Shot 100% from the line (min. 10)..... 10-10, Allen Flanigan; Jaemyn Brakefield at LSU (Jan. 17, 2024)

Shot 100% from the floor (min. 5) ... Jaemyn Brakefield, 5-5 vs. South Alabama (Nov. 12, 2024)
 Shot 90% from the floor (min. 10) Matthew Murrell, 10-11 vs. Mississippi St. (Jan. 8, 2022)
 Shot 100% from three (min. 4) Jaymyn Brakefield, 4-4 vs. #7 Tennessee (Dec. 28, 2022)

Played 40+ minutes..... 40, Sean Pedulla at #15 Mississippi State (Jan. 18, 2025)

Played 45+ minutes..... 45, Matthew Murrell vs. Mississippi State (Feb. 18, 2023)

Fouled out..... Dre Davis vs. #14 Iowa State (March 23, 2025)

SEASON GAME HIGHS/LOWS

OLE MISS SEASON HIGHS

Category	Stat	Game
Points	100	vs. Oral Roberts (11-21-24)
Field Goals Made	37	vs. Oral Roberts (11-21-24)
Field Goal Attempts	70	at #4 Alabama (01-14-25)
Field Goal Percentage	.582 (32-55)	vs. #14 Iowa State (03-23-25)
3 Pt Field Goals Made	15	vs. #12 Purdue (11-29-24)
3 Pt Fg Attempts	38	vs. South Alabama (11-12-24)
3 Pt Fg Percentage	.615 (8-13)	at South Carolina (02-12-25)
Free Throws Made	29	vs. BYU (11-28-24)
Free Throw Attempts	36	vs. BYU (11-28-24)
Free Throw Percentage	.875 (14-16)	at #4 Alabama (01-14-25)
Rebounds	42	2x, MR: vs. South Alabama (11-12-24)
Assists	26	vs. Oral Roberts (11-21-24)
Steals	14	3x, MR: at #4 Alabama (01-14-25)
Blocked Shots	13	vs. Long Island (11-4-24)
Turnovers	17	vs. Southern (12-17-24)
Fouls	25	at #1 Auburn (02-26-25)

OLE MISS SEASON LOWS

Category	Stat	Game
Points	57	vs. #3 Auburn (03-14-25)
Field Goals Made	20	vs. #3 Auburn (03-14-25)
Field Goal Attempts	50	at Arkansas (01-08-25)
Field Goal Percentage	.328	vs. South Alabama (11-12-24)
3 Pt Field Goals Made	4	vs. #3 Auburn (03-14-25)
3 Pt Fg Attempts	14	at #1 Auburn (02-26-25)
3 Pt Fg Percentage	.174	vs. #3 Auburn (03-14-25)
Free Throws Made	3	vs. #13 Texas A&M (01-22-25)
Free Throw Attempts	4	vs. #13 Texas A&M (01-22-25)
Free Throw Percentage	.571	at #15 Mississippi State (01-18-25)
Rebounds	20	at #1 Auburn (02-26-25)
Assists	6	vs. #3 Auburn (03-14-25)
Steals	3	vs. #4 Tennessee (03-05-25)
Blocked Shots	0	2x, MR: at #5 Florida (03-08-25)
Turnovers	1	vs. #14 Kentucky (02-04-25)
Fouls	11	2x, MR: vs. #13 Texas A&M (01-22-25)

OPPONENT SEASON HIGHS

Category	Stat	Game
Points	106	#1 Auburn (02-26-25)
Field Goals Made	34	#1 Auburn (02-26-25)
Field Goal Attempts	65	2x, MR: #22 Mississippi State (02-15-25)
Field Goal Percentage	.596 (34-57)	#1 Auburn (02-26-25)
3 Pt Field Goals Made	14	2x, MR: #5 Florida (03-08-25)
3 Pt Fg Attempts	38	2x, MR: #5 Florida (03-08-25)
3 Pt Fg Percentage	.524 (11-21)	#1 Auburn (02-26-25)
Free Throws Made	28	#22 Missouri (01-25-25)
Free Throw Attempts	39	#22 Missouri (01-25-25)
Free Throw Percentage	1.000 (10-10)	LSU (11-11-25)
Rebounds	51	#15 Mississippi State (01-18-25)
Assists	23	#4 Tennessee (03-05-25)
Steals	14	Southern (12-17-24)
Blocked Shots	9	Memphis (12-28-24)
Turnovers	22	Grambling State (11-8-24)
Fouls	29	BYU (11-28-24)

OPPONENT SEASON LOWS

Category	Stat	Game
Points	46	Southern Miss (12-14-24)
Field Goals Made	16	Southern Miss (12-14-24)
Field Goal Attempts	45	Grambling State (11-8-24)
Field Goal Percentage	.293 (17-58)	Georgia (01-04-25)
3 Pt Field Goals Made	2	Georgia (01-04-25)
3 Pt Fg Attempts	14	South Carolina (02-12-25)
3 Pt Fg Percentage	.111 (2-18)	Georgia (01-04-25)
Free Throws Made	5	Queens (12-21-24)
Free Throw Attempts	9	#13 Texas A&M (01-22-25)
Free Throw Percentage	.455 (5-11)	Queens (12-21-24)
Rebounds	29	2x, MR: Oklahoma (03-01-25)
Assists	5	Georgia (01-04-25)
Steals	0	Colorado State (11-16-24)
Blocked Shots	0	3x, MR: #14 Iowa State (02-23-25)
Turnovers	6	Arkansas (01-08-25)
Fouls	11	2x, MR: #13 Texas A&M (01-22-25)

OLE MISS INDIVIDUAL HIGHS

Category	Stat	Game
Points	29	Sean Pedulla vs. #1 Auburn (02-01-25)
Field Goals Made	11	Malik Dia at #4 Alabama (01-14-25)
Field Goal Att.	21	Malik Dia at #4 Alabama (01-14-25)
Fg Pct (Min 5 Made)	1.000 (5-5)	Jaemyn Brakefield vs. S. Alabama (11-12-24)
3-Point Fg Made	7	Sean Pedulla vs. South Alabama (11-12-24)
3-Point Fg Att.	16	Sean Pedulla vs. South Alabama (11-12-24)
3-Pt Fg Pct (Min 2 Made)	1.000 (3-3)	Matthew Murrell vs. #14 Iowa State (03-23-25)
Free Throws Made	10	Dre Davis vs. BYU (11-28-24)
Free Throw Att.	14	Dre Davis vs. BYU (11-28-24)
Rebounds	19	Malik Dia at #4 Alabama (01-14-25)
Assists	10	Jaylen Murray vs. #14 Kentucky (02-04-25)
Steals	7	Matthew Murrell vs. Grambling State (11-8-24)
Blocked Shots	5	Dre Davis vs. Georgia (01-04-25)
Turnovers	5	vs. North Carolina (03-21-25)
Minutes	39:35	Sean Pedulla at #15 Mississippi St. (01-18-25)

OPPONENT INDIVIDUAL HIGHS

Category	Stat	Game
Points	28	Colby Rogers, Memphis (12-28-24)
Field Goals Made	10	Colby Rogers, Memphis (12-28-24)
Field Goal Att.	20	Boogie Fland, Arkansas (01-08-25)
Fg Pct (Min 5 Made)	.857 (6-7)	Ven-alle Lubin, North Carolina (03-21-25)
3-Point Fg Made	6	2x, MR: Caleb Grill, #22 Missouri (01-25-25)
3-Point Fg Att.	11	Judah Brown, South Alabama (11-12-24)
3-Pt Fg Pct (Min 2 Made)	1.000 (3-3)	Nate Heise, #14 Iowa State (03-23-25)
Free Throws Made	10	Johni Broome, #1 Auburn (02-26-25)
Free Throw Att.	15	Trey Kaufman-Renn, #12 Purdue (11-29-24)
Rebounds	15	2x, MR: Johni Broome, #3 Auburn (03-14-25)
Assists	15	Zakai Zeigler, #4 Tennessee (03-05-25)
Steals	4	5x, MR: Elliot Cadeau, North Carolina (03-21-25)
Blocked Shots	4	Ernest Ross, Grambling State (11-8-24)
Turnovers	7	Mikale Stevenson, Grambling State (11-8-24)

BOX SCORES

GAME 1 • vs. LONG ISLAND • NOV. 4



Official Basketball Box Score - Final
LIU at Ole Miss
 11/04/24 The Sandy and John Back Pavilion at Ole Miss, Oxford, Miss.
 2024-25 Men's Basketball

Game Time: 7:30 PM
 Game Duration: 2:09
 Attendance: 7,982

Officials: Owen Short, Chuck Jones, Shaun Seales

LIU - 60

NO. Name	Min	FG			3P			FT			Rebounds		Fouls		TP	AS	TO	ST	Blocks		+/-
		M/A	M/A	M/A	M/A	M/A	M/A	DR	OR	DR	OR	PF	FB	BS					BA		
9 Jalen Lee	F 15:49	0-6	0-1	0-2	0	1	2	3	0	0	3	0	0	3	0	0	2	-16			
22 Shadrak Lasu	F 24:44	2-6	0-0	0-0	2	5	7	2	0	0	4	0	0	1	2	1	-21				
0 Malachi Davis	G 31:20	7-15	2-3	3-4	1	2	3	4	3	19	2	2	1	0	2	-13					
11 Terrell Strickland	G 27:29	1-4	0-1	2-2	0	0	3	3	4	2	2	2	0	0	2	-24					
12 Brent Davis	G 32:36	5-12	2-7	7-9	1	0	1	4	5	19	1	1	2	1	2	-24					
2 Blake Lander	20:25	2-5	1-2	2-2	1	0	3	3	1	7	0	3	1	0	0	-20					
8 Jason Steele	12:31	0-1	0-0	2-2	1	2	3	2	1	0	0	2	0	0	0	-2					
33 Jamal Fuller	23:01	2-7	0-1	1-3	0	2	4	0	2	5	1	2	1	0	2	-22					
34 Xinyi Li	06:11	1-1	0-0	0-0	0	0	0	0	0	2	0	0	0	0	1	-7					
4 Tre'Shawn Sheppard	03:54	0-1	0-0	0-0	0	0	0	0	0	2	0	0	0	0	1	-6					
24 Gavin Pendergast	02:01	0-0	0-0	0-0	0	0	0	0	0	0	0	0	0	0	1	-6					
Team					3	4	7	1	0	0	1	0	0	0	0						
Totals		20:58	5-15	15-24	11	22	33	22	18	60	6	16	9	5	13	30					

Shooting By Period	
1 st FG%	10-26 38.5%
3PT%	4-9 44.4%
FT%	3-5 60%
2 nd FG%	10-32 31.3%
3PT%	1-6 16.7%
FT%	12-19 63.2%
GM FG%	20-58 34.5%
3PT%	5-15 33.3%
FT%	15-24 62.5%

Dead Ball Rebounds: 6, 0

Technical Fouls: NONE

Ole Miss - 90

NO. Name	Min	FG			3P			FT			Rebounds		Fouls		TP	AS	TO	ST	Blocks		+/-	
		M/A	M/A	M/A	M/A	M/A	M/A	DR	OR	DR	OR	PF	FB	BS					BA			
0 Malik Dia	F 11:16	2-5	0-1	3-5	1	4	5	2	3	7	0	1	1	3	1	-2						
3 Sean Pedulla	G 27:14	2-7	1-4	0-0	0	3	3	2	0	5	5	2	1	0	0	26						
5 Jaylen Murray	G 30:41	7-10	5-8	5-5	0	3	3	0	4	24	2	2	0	1	0	31						
11 Matthew Murrell	G 30:14	3-8	1-4	4-4	1	2	3	1	2	11	3	1	2	1	0	29						
14 Dre Davis	G 23:05	5-9	0-0	1-2	2	3	5	4	1	11	0	2	1	2	1	22						
4 Jaemyn Brakelfield	22:13	3-7	1-2	5-7	2	5	7	2	6	12	1	1	1	0	1	18						
7 Davon Barnes	17:20	3-4	1-2	0-0	1	1	2	4	0	7	0	2	0	0	3	14						
1 Mikeal Brown-Jones	10:24	1-2	0-0	3-5	1	1	2	0	4	5	0	1	3	0	0	12						
8 Eduardo Klafke	09:38	0-1	0-0	2-2	0	1	1	1	1	2	0	0	1	1	1	-1						
10 John Bol	07:27	1-1	0-0	0-0	1	3	4	1	0	2	0	0	0	0	2	-2						
21 JaVon Benson	04:22	0-0	0-0	2-2	0	1	1	0	1	2	0	1	1	0	0	4						
6 Robert Cowherd	03:54	0-1	0-0	0-0	0	0	0	0	0	1	0	0	0	0	0	0						
55 Cam Brent	02:12	1-2	0-0	0-0	0	0	0	0	0	2	0	0	0	0	0	-1						
Team					4	2	6	0	0	0	0	0	0	0	0							
Totals		28:57	19-32	25-32	13	29	42	18	22	90	12	14	10	13	5	30						

Shooting By Period	
1 st FG%	11-25 44.0%
3PT%	5-11 45.5%
FT%	17-20 85%
2 nd FG%	17-32 53.1%
3PT%	4-11 36.4%
FT%	8-12 66.7%
GM FG%	28-57 49.1%
3PT%	9-22 40.9%
FT%	25-32 78.1%

Dead Ball Rebounds: 1, 1

Technical Fouls: NONE

LIU

Biggest lead	LIU		OM		Points from Turnovers	LIU	OM	Period by Period Scoring			
	3 (1 st 13:11)	32 (2 nd 1:18)	10 <th>12 <th>1st</th> <th>2nd</th> <th>TOT</th> </th>	12 <th>1st</th> <th>2nd</th> <th>TOT</th>				1st	2nd	TOT	
Best Scoring Run	6 (1 st 13:11)	13 (1 st 8:33)	24	34	LIU	27	33	60			
Lead Changes	3		Fast Breaks	7	9	OM	44	46	90		
Times Tied	3		Bench	14	32						
Time with Lead	01:11	33:12									

GAME 2 • vs. GRAMBLING STATE • NOV. 8



Official Basketball Box Score - Final
Grambling at Ole Miss
 11/08/24 The Sandy and John Back Pavilion at Ole Miss, Oxford, Miss.
 2024-25 Men's Basketball

Game Time: 6:00 PM
 Game Duration: 2:09
 Attendance: 7,314

Officials: Bari Lenox, Jason Baker, Mike Nance

Grambling - 64

NO. Name	Min	FG			3P			FT			Rebounds		Fouls		TP	AS	TO	ST	Blocks		+/-	
		M/A	M/A	M/A	M/A	M/A	M/A	DR	OR	DR	OR	PF	FB	BS					BA			
10 P.J. Eason	F 20:06	0-2	0-0	1-2	1	1	2	2	2	1	1	0	1	3	1	2						
55 Ernest Ross	F 32:39	4-6	1-2	5-6	0	8	8	4	5	14	1	2	0	4	0	16						
00 Kintavious Dozier	G 34:56	6-12	2-5	1-3	0	4	4	3	2	15	0	5	2	0	2	6						
2 Mikale Stevenson	G 30:12	5-11	1-4	5-5	1	4	5	4	6	16	4	7	1	0	1	-7						
11 Antwan Burnett	G 37:14	2-4	1-1	0-0	2	7	9	2	2	5	2	4	1	0	1	4						
30 James Flippin	G 19:17	4-5	4-4	0-2	0	0	0	0	2	12	0	1	0	0	0	-4						
22 Emeka Nnaji	02:24	0-1	0-0	0-0	0	0	0	0	0	0	0	0	0	0	0	-8						
5 Chlaydrien Newton	07:16	0-2	0-2	0-0	0	2	2	0	0	0	2	0	0	0	0	-12						
4 P.J. Edwards	15:56	0-2	0-0	1-2	0	1	1	1	1	1	0	2	0	0	0	-7						
Team					1	7	8	0	0	1	0	0	0	0	0							
Totals		21:45	9-19	13-20	5	34	39	18	20	64	10	22	5	7	5	-2						

Shooting By Period	
1 st FG%	12-21 57.1%
3PT%	5-10 50.0%
FT%	4-5 80.0%
2 nd FG%	9-24 37.5%
3PT%	4-9 44.4%
FT%	3-14 64.3%
GM FG%	21-45 46.7%
3PT%	9-19 47.4%
FT%	13-20 65.0%

Dead Ball Rebounds: 3, 1

Technical Fouls: NONE

Ole Miss - 66

NO. Name	Min	FG			3P			FT			Rebounds		Fouls		TP	AS	TO	ST	Blocks		+/-	
		M/A	M/A	M/A	M/A	M/A	M/A	DR	OR	DR	OR	PF	FB	BS					BA			
0 Malik Dia	F 12:24	2-6	2-3	2-2	0	3	3	2	4	8	1	0	0	1	14							
3 Sean Pedulla	G 34:35	4-12	1-6	3-3	0	1	1	0	4	32	4	2	3	0	2	-6						
5 Jaylen Murray	G 34:31	3-7	0-3	4-4	0	2	2	0	3	10	1	0	2	2	0	6						
11 Matthew Murrell	G 33:25	4-11	0-3	0-3	3	1	4	3	8	4	1	7	0	1	-11							
14 Dre Davis	G 25:51	4-7	2-3	3-4	0	4	4	3	4	13	1	0	0	0	0	16						
1 Mikeal Brown-Jones	05:11	0-3	0-1	0-0	0	0	0	0	0	0	0	0	0	0	0	-5						
4 Jaemyn Brakelfield	26:60	4-12	1-5	2-2	5	6	11	3	2	11	2	1	0	2	0	-4						
7 Davon Barnes	18:07	2-5	0-1	0-0	1	2	3	4	1	4	0	0	2	0	0	7						
21 JaVon Benson	02:48	0-1	0-0	0-0	0	1	1	1	0	0	0	0	0	0	0	-7						
8 Eduardo Klafke	06:08	0-1	0-1	0-0	0	0	0	0	1	0	0	0	0	0	0	0						
Team					1	3	4	0	0	0	0	0	0	0	0							
Totals		23:65																				

GAME 5 • vs. ORAL ROBERTS • NOV. 21

GAME 6 • vs. BYU • NOV. 28



Official Basketball Box Score - Final
Oral Roberts at Ole Miss
 11/21/24 The Sandy and John Black Pavilion at Ole Miss, Oxford, Miss.
 2024-25 Men's Basketball

Game Time: 7:00 PM
 Game Duration: 1:56
 Attendance: 6,873

Officials: K.B. Burdett Jr., Josue Nieves, Wilton Covington

Oral Roberts - 68

Record: 2-4

NO. Name	Min	FG			3P			FT			Rebounds		Fouls		TP	AS	TO	ST	Blocks		+/-	
		M/A	M/A	M/A	M/A	M/A	M/A	OR	DR	OR	DR	PF	FD	BS					BA			
13 Carlos Rosario	F	21:02	0-2	0-2	3-5	0	1	1	2	5	3	1	4	1	0	0	0	0	0	0	0	-25
64 Sam Alajiki	F	28:17	4-8	3-7	3-3	0	3	3	1	3	14	0	4	2	0	0	0	0	0	0	-19	
22 Josh Jones	F	25:02	2-5	0-0	0-0	2	3	5	4	1	4	0	3	1	0	1	0	1	0	0	-33	
10 Issac McBride	G	33:04	4-13	1-8	4-5	0	1	1	0	4	13	4	5	1	0	0	0	0	0	0	-35	
12 Jalen Miller	G	20:27	3-4	0-0	0-1	0	2	2	2	2	6	1	1	0	0	0	0	0	0	0	-20	
5 Darius Robinson Jr.	F	31:15	8-14	3-7	0-0	0	2	2	3	3	19	2	3	1	0	0	0	0	0	0	-19	
4 Jackson Skipper	F	14:43	1-3	1-3	3-4	0	1	1	1	2	6	0	0	0	0	0	0	0	0	0	-8	
11 Mathok Majok	G	05:56	0-0	0-0	0-0	1	1	2	1	0	0	0	0	0	0	0	0	0	0	0	2	
7 Pablo Navarro	G	10:20	1-2	1-1	0-0	1	0	0	0	0	3	0	0	0	0	0	0	0	0	0	-12	
1 Braeden Moore	G	04:53	0-2	0-1	0-0	0	0	0	0	0	0	0	0	0	0	0	0	0	0	0	4	
25 Luke Gray	F	04:01	0-1	0-0	0-0	0	0	0	0	0	0	0	0	0	0	0	0	0	0	0	1	
Team						6	5	11			0											
Totals		23:54	9-29	13-18	10	19	29	14	20	68	8	21	6	0	3	32						

Technical Fouls: NONE

Shooting By Period

1 st FG%	6-15	51.6%
3PT%	16-31	40.0%
FT%	2-2	100%
2 nd FG%	7-23	30.4%
3PT%	3-14	21.4%
FT%	11-16	68.8%
GM FG%	23-54	42.6%
3PT%	9-29	31.0%
FT%	13-18	72.2%

Dead Ball Rebounds: 2, 1

Ole Miss - 100

Record: 5-0

NO. Name	Min	FG			3P			FT			Rebounds		Fouls		TP	AS	TO	ST	Blocks		+/-
		M/A	M/A	M/A	M/A	M/A	M/A	OR	DR	OR	DR	PF	FD	BS					BA		
0 Malik Dia	F	24:35	3-6	1-2	1-2	2	6	8	3	1	8	1	1	0	0	0	0	0	0	24	
1 Mikel Brown-Jones	F	15:46	6-9	0-1	0-0	3	0	3	3	0	12	1	2	0	1	0	0	0	0	15	
3 Sean Pedulla	G	28:12	6-10	3-5	4-4	2	5	7	3	3	19	3	1	5	0	0	0	0	28		
5 Jaylen Murray	G	21:07	2-6	1-3	0-0	0	0	0	0	0	5	6	0	2	0	0	0	0	17		
11 Matthew Murrell	G	27:45	7-14	2-6	3-4	0	0	0	0	2	19	4	1	3	0	0	0	0	32		
4 Jaemyn Brakefield	F	17:37	5-8	1-2	3-3	0	3	3	3	13	5	1	1	0	0	0	0	0	22		
7 Davon Barnes	G	22:56	4-7	1-3	4-6	4	2	6	3	3	13	4	0	1	0	0	0	0	33		
8 Eduardo Klafke	F	17:19	1-2	1-2	2-3	1	2	1	1	5	1	0	0	0	0	0	0	0	6		
10 John Bol	F	08:13	2-3	0-0	0	1	1	0	0	4	0	2	0	0	0	0	0	0	-11		
21 Ja'Von Benson	F	07:52	1-2	0-0	0	1	2	3	1	0	2	0	0	0	0	0	0	0	-2		
6 Robert Cowherd	F	06:37	0-1	0-0	0-0	1	1	0	0	0	0	0	0	0	0	0	0	0	-2		
55 Cam Brent	F	02:01	0-1	0-1	0-0	0	1	1	0	0	0	0	0	0	0	0	0	0	-2		
Team						6	5	11			0										
Totals		37:69	10-26	16-22	14	23	37	20	14	100	26	8	13	3	0	32					

Technical Fouls: NONE

Shooting By Period

1 st FG%	18-35	51.4%
3PT%	4-13	30.8%
FT%	19-15	66.7%
2 nd FG%	19-34	55.9%
3PT%	6-13	46.2%
FT%	6-7	85.7%
GM FG%	37-69	53.6%
3PT%	10-26	38.5%
FT%	16-22	72.7%

Dead Ball Rebounds: 4, 1

Biggest lead	ORU		Points from Turnovers	ORU	OM	Period by Period Scoring		
	4 (1 st 18:31)	37 (2 nd 5:03)				1st	2nd	TOT
Best Scoring Run	9 (1 st 6:39)		14 (1 st 15:13)		Paint 16, 44			
Lead Changes	2		2		Second Chance 4, 17			
Times Tied	2		2		Fast Breaks 3, 18			
Time with Lead	01:30		37:26		Bench 28, 37			

Game Notes: 1st Half 7:51 - Offensive Goaltender OM #4 - Confirmed • 2nd Half 16:30 OM #7 got shot returned to a 3pt shot •

Official Basketball Box Score - Final
BYU at Ole Miss
 11/28/24 LonTee Arena, La Jolla
 2024-25 Men's Basketball

Game Time: 2:30 PM
 Game Duration: 2:53
 Attendance: 4,000

Officials: Marques Pittngor, Brent Hampton, Owen Short

BYU - 85

Record: 5-1

NO. Name	Min	FG			3P			FT			Rebounds		Fouls		TP	AS	TO	ST	Blocks		+/-
		M/A	M/A	M/A	M/A	M/A	M/A	OR	DR	OR	DR	PF	FD	BS					BA		
6 Kanon Catchings	F	32:14	6-14	5-10	0-1	2	2	4	4	2	17	0	3	0	0	0	0	0	0	0	-8
13 Keba Keita	F	18:22	0-0	0-0	0-0	1	6	7	3	1	7	0	0	0	0	0	0	0	0	0	-5
3 Egor Demin	G	36:34	5-13	2-9	4-7	0	3	3	2	4	16	4	5	1	1	0	0	0	0	-19	
15 Richie Saunders	G	33:14	4-13	1-7	7-8	2	3	5	4	4	16	0	2	2	0	0	0	0	0	-13	
30 Dalin Hall	G	29:03	1-3	0-2	0-0	1	0	1	3	0	2	4	0	1	0	0	0	0	0	-9	
45 Fousseynil Traore	G	23:51	5-8	0-0	6-6	2	4	6	3	5	16	3	3	1	1	0	0	0	0	-6	
21 Trevin Knell	F	20:16	2-6	2-5	2-2	1	2	4	2	8	1	0	0	0	0	0	0	0	0	-6	
5 Mhalo Boskovic	F	17:13	3-5	2-4	2-2	0	1	1	2	10	1	0	0	0	0	0	0	0	0	-9	
25 Dawson Baker	F	09:47	0-2	0-1	0-0	1	3	4	0	0	0	0	0	0	0	0	0	0	0	2	
0 Mawot Mgor	G	00:52	0-0	0-0	0-0	1	1	1	0	0	0	0	0	0	0	0	0	0	0	-2	
1 Trey Stewart	F	00:39	0-0	0-0	0-0	0	0	0	0	0	0	0	0	0	0	0	0	0	0	-1	
2 Elijah Crawford	F	02:55	0-0	0-0	0-0	0	0	0	0	0	0	0	0	0	0	0	0	0	0	-3	
Team						1	2	3			0										
Totals		26:04	12-38	21-26	11	26	37	29	20	85	15	17	5	2	1	-11					

Technical Fouls: Boskovic 2, 7, 0, 7

Ole Miss - 96

Record: 6-0

NO. Name	Min	FG			3P			FT			Rebounds		Fouls		TP	AS	TO	ST	Blocks		+/-
		M/A	M/A	M/A	M/A	M/A	M/A	OR	DR	OR	DR	PF	FD	BS					BA		
0 Malik Dia	F	16:10	2-6	0-2	1-2	0	5	5	2	5	5	0	0	0	0	0	0	0	0	0	-11
3 Sean Pedulla	G	38:01	3-7	2-3	5-6	1	4	5	3	4	13	3	2	2	0	0	0	0	0	3	
5 Jaylen Murray	G	39:08	10-14	3-4	5-5	1	4	5	1	3	28	5	2	1	0	0	0	0	0	19	
11 Matthew Murrell	G	35:24	6-11	0-3	6-6	0	3	3	2	3	18	0	1	2	0	0	0	0	0	12	
14 Dre Davis	G	32:48	4-9	0-1	10-14	1	5	6	4	9	18	1	1	3	0	0	0	0	0	16	
4 Jaemyn Brakefield	F	21:07	1-7	0-1	2-3	2	4	6	2	2	4	2	1	0	0	0	0	0	0	12	
1 Mikel Brown-Jones	F	16:24	4-6	0-0	0-0	2	4	5	1	2	0	0	0	0	0	0	0	0	0	4	
7 Davon Barnes	F	18:03	1-4	0-3	0-0	0	0	0	1	2	0	2	0	0	0	0	0	0	0	-2	
8 Eduardo Klafke	F	07:55	0-0	0-0	0-0	0	1	1	0	0	0	0	0	0	0	0	0	0	0	2	
Team						3	1	4			0										
Totals		31:64	5-17	29-36	10	29	39	21	28	96	11	9	10	1	2	11					

Technical Fouls: Davis 2, 0, 7, 0, 7

GAME 9 • vs. LINDENWOOD • DEC. 7



Official Basketball Box Score - Final
Lindenwood at Ole Miss
 12/07/24 The Sandy and John Back Pavilion at Ole Miss, Oxford, Miss.
 2024-25 Men's Basketball

Game Time: 7:00 PM
 Game Duration: 1:53
 Attendance: 7,106

Officials: Terry Oglesby, Courtney Green, Michael Swoboda

Lindenwood - 53

Record: 3-6

NO. Name	Min	FG			FT			Rebounds		Fouls		TP	AS	TO	ST	Blocks			+/-
		M/A	M/A	M/A	OR	DR	TOT	PF	FD	BS	BA					BL			
5 Jaylon McDaniel	F 17:45	1-3	0-0	0-0	2	1	3	1	1	2	1	1	0	0	0	0	2	-22	
3 MarkKeith Browning II	G 29:32	2-12	1-5	2-4	3	5	8	2	3	7	3	5	1	0	2	0	-21		
10 Jadae Jones	G 22:42	4-8	0-2	1-3	4	5	2	2	9	9	0	4	0	1	2	0	-25		
12 Anias Futrell	G 32:45	1-2	1-2	0-0	0	1	1	0	0	3	0	0	0	0	0	0	1		
34 Clayton Jackson	G 24:02	3-6	1-3	1-2	0	0	0	1	1	8	2	1	2	0	0	0	-12		
2 Reggie Bass	33:43	3-8	2-5	2-2	1	5	6	1	4	10	2	3	1	0	1	0	-30		
4 Jordan Wildy	16:52	0-1	0-0	2-2	1	1	2	3	1	2	0	0	0	0	1	0	-6		
15 Nathan Johnson Jr.	16:25	2-5	1-3	2-2	0	1	1	5	1	7	0	0	0	0	0	0	-15		
1 Colin Ruffin	09:42	0-1	0-0	1-3	0	2	2	2	1	1	1	0	1	0	1	0	-9		
11 Jalen Bouknight	07:37	1-3	0-1	0-0	0	0	0	1	0	2	0	0	0	0	0	0	-14		
13 Aly Tourkara	05:23	0-0	0-0	0-1	0	1	1	0	2	0	0	0	0	0	0	0	-5		
0 RJ Horry	01:56	1-1	0-0	0-0	0	0	0	1	0	2	0	0	0	0	0	0	-4		
21 Alex Nokes	01:56	0-0	0-0	0-0	0	0	0	0	0	0	0	0	0	0	0	0	-3		
Team					3	3	6			0									
Totals		18-51	8-21	11-19	11	24	35	19	16	53	9	15	5	2	8	3	-33		

Shooting By Period

1st FG%	10-26	38.5%
3PT%	5-13	38.5%
FT%	8-10	80%
2nd FG%	8-25	32.0%
3PT%	1-8	12.5%
FT%	3-9	33.3%
GM FG%	18-51	35.3%
3PT%	6-21	28.6%
FT%	11-19	57.9%

Dead Ball Rebounds: 2.0

Ole Miss - 86

Record: 8-1

NO. Name	Min	FG			FT			Rebounds		Fouls		TP	AS	TO	ST	Blocks			+/-
		M/A	M/A	M/A	OR	DR	TOT	PF	FD	BS	BA					BL			
0 Malik Dia	F 14:21	2-6	1-2	0-0	2	2	4	2	1	5	1	0	0	1	0	0	6		
3 Sean Pedulla	G 29:37	5-12	4-7	5-5	1	5	6	2	4	19	3	0	0	1	0	0	25		
5 Jaylen Murray	G 31:01	3-6	0-3	0-0	0	4	4	3	0	6	7	3	3	1	0	0	19		
7 Davon Barnes	G 22:12	5-12	1-6	0-0	0	2	2	1	1	11	0	0	0	3	0	0	15		
14 Dre Davis	G 28:59	4-8	0-2	4-6	2	4	6	1	3	12	2	3	1	3	0	0	25		
1 Mikel Brown-Jones	16:47	6-7	0-0	2-3	1	1	2	3	5	14	0	0	0	1	1	22			
4 Jaemyn Brakfield	22:34	3-5	0-1	1-4	1	4	5	2	3	7	4	1	1	0	1	20			
8 Eduardo Klafke	18:45	1-1	1-1	0-0	0	2	2	0	0	3	1	0	0	0	0	20			
10 John Bol	05:23	0-0	0-0	0-0	0	0	0	0	0	0	0	0	0	0	0	5			
6 Robert Cowherd	04:32	0-1	0-0	0-0	0	0	0	0	0	1	0	0	0	0	0	3			
21 Ja'Von Benson	04:09	2-2	1-1	2-2	1	3	4	0	1	7	0	0	0	1	0	3			
55 Cam Brent	01:40	0-0	0-0	2-2	0	1	1	0	1	2	0	0	0	0	0	2			
Team					1	0	1			0									
Totals		31-60	8-23	16-22	9	28	37	16	19	85	19	7	8	2	8	2	33		

Shooting By Period

1st FG%	16-34	47.1%
3PT%	6-16	37.5%
FT%	1-2	50%
2nd FG%	15-26	57.7%
3PT%	2-7	28.6%
FT%	15-20	75%
GM FG%	31-60	51.7%
3PT%	8-23	34.8%
FT%	16-22	72.7%

Dead Ball Rebounds: 2.0

Technical Fouls: NONE

LIN	OM	Points from Period Scoring		
		1st	2nd	TOT
Biggest lead	4 (1st 7:38)	35 (2nd 0:42)		
Best Scoring Run	6 (1st 14:02)	12 (2nd 10:54)		
Lead Changes	8	Second Chance	16	13
Times Tied	7	Fast Breaks	2	6
Time with Lead	04:56	Bench	24	33

Technical Fouls: NONE

Game Notes: 2nd H 16:21 - Confirmed Goaltend

GAME 10 • vs. SOUTHERN MISS • DEC. 14



Official Basketball Box Score - Final
Southern Miss. at Ole Miss
 12/14/24 Mississippi Coast Coliseum, Biloxi
 2024-25 Men's Basketball

Game Time: 3:00 PM
 Game Duration: 2:24
 Attendance: 3,338

Officials: Bharat Ramanna, Shane Land, Devyn Page

Southern Miss. - 46

Record: 4-6

NO. Name	Min	FG			FT			Rebounds		Fouls		TP	AS	TO	ST	Blocks			+/-
		M/A	M/A	M/A	OR	DR	TOT	PF	FD	BS	BA					BL			
1 DeAntoni Gordon	F 16:41	1-3	0-2	0-0	0	0	0	2	0	2	0	1	0	0	3	0	-26		
13 Denjay Harris	F 33:31	6-12	1-1	3-7	1	6	7	1	7	16	2	2	0	3	3	-25			
7 Christian Watson	G 29:59	1-7	0-3	2-2	0	5	5	1	2	4	3	3	1	1	0	-23			
10 Cobie Montgomery	G 29:36	3-8	3-7	0-0	1	2	3	0	0	9	1	2	1	0	0	-24			
20 Jeffery Armstrong	G 19:46	0-4	0-2	0-0	0	2	2	0	0	3	2	1	0	0	0	-25			
15 Christian Reid	20:20	1-3	0-0	0-0	2	4	6	4	0	2	1	0	0	0	0	-3			
23 Jose Benitez	17:15	3-3	0-0	1-0	1	1	2	6	1	1	3	1	0	0	0	-4			
2 Brewer Caruth	13:19	0-3	0-3	0-0	0	0	0	1	0	0	0	0	1	0	0	-11			
0 Alfred Worrell Jr.	07:29	0-4	0-4	0-0	0	2	2	1	0	0	2	0	0	0	0	-7			
5 Jett Montgomery	06:55	0-1	0-1	0-0	0	0	0	2	0	0	0	0	0	0	0	-4			
30 Lieb Yat	02:59	1-1	0-0	5-6	1	2	3	1	3	7	0	0	0	1	0	-2			
14 Trey Alfonso	02:10	0-0	0-0	0-0	1	0	1	0	0	0	1	0	0	0	0	-1			
Team					2	2	4			0									
Totals		16-49	4-23	10-15	9	25	34	18	14	46	12	17	5	8	5	-31			

Shooting By Period

1st FG%	11-26	42.3%
3PT%	3-12	25.0%
FT%	3-5	60%
2nd FG%	5-23	21.7%
3PT%	1-11	9.1%
FT%	7-10	70%
GM FG%	16-49	32.7%
3PT%	4-23	17.4%
FT%	10-15	66.7%

Dead Ball Rebounds: 2.0

Ole Miss - 77

Record: 9-1

NO. Name	Min	FG			FT			Rebounds		Fouls		TP	AS	TO	ST	Blocks			+/-
		M/A	M/A	M/A	OR	DR	TOT	PF	FD	BS	BA					BL			
0 Malik Dia	F 20:46	3-9	0-5	3-4	0	2	2	1	3	9	0	1	3	1	0	11			
3 Sean Pedulla	G 30:57	6-10	6-10	0-0	0	2	2	1	2	18	4	1	1	2	0	26			
5 Jaylen Murray	G 32:15	5-9	4-8	0-0	0	3	3	1	0	14	4	1	2	0	0	18			
7 Davon Barnes	G 26:26	4-9	0-3	1-2	3	8	11	1	2	9	3	1	0	0	2	27			
14 Dre Davis	G 22:19	2-6	0-0	2-4	4	3	7	0	2	6	2	1	0	1	3	19			
4 Jaemyn Brakfield	19:14	3-4	2-3	2-2	1	3	4	2	1	10	2	4	0	1	0	23			
1 Mikel Brown-Jones	16:34	1-4	0-0	2-3	1	4	5	4	3	2	1	1	1	2	1	10			
8 Eduardo Klafke	18:04	1-3	1-3	0-0	0	2	2	0	0	3	1	0	1	0	0	12			
21 Ja'Von Benson	04:22	0-1	0-0	0-2	0	0	0	2	1	0	0	0	0	0	0	1			
10 John Bol	06:53	1-3	0-0	2-4	1	0	1	1	3	4	0	1	0	0	0	8			
55 Cam Brent	02:10	0-0	0-0	0-0	0	1	1	0	0	0	0	0	0	0	0	1			
Team					1	2	3			0									
Totals		26-58	13-32	12-20	13	27	40	14	16	77	17	9	12	5	8	31			

Shooting By Period

1st FG%	12-28	42.9%
3PT%	9-17	52.9%
FT%	5-8	62.5%
2nd FG%	14-30	46.7%
3PT%	4-15	26.7%
FT%	7-12	58.3%
GM FG%	26-58	44.8%
3PT%	13-32	40.6%
FT%	12-20	60.0%

Dead Ball Rebounds: 2.0

Technical Fouls: NONE

USM	OLE	Points from Period Scoring		
		1st	2nd	TOT
Biggest lead	0 (1st 20:00)	33 (2nd 1:08)		
Best Scoring Run	7 (1st 11:40)	12 (1st 13:13)		
Lead Changes	0	Second Chance	3	13
Times Tied	0	Fast Breaks	4	18
Time with Lead	00:00	Bench	15	

GAME 13 • at MEMPHIS • DEC. 28

GAME 14 • vs. GEORGIA • JAN. 4



Official Basketball Box Score - Final
Ole Miss at Memphis
 12/28/24 FedExForum, Memphis
 2024-25 Men's Basketball

Game Time: 1:00 PM
 Game Duration: 2:15
 Attendance: 15,643

Officials: Pat Adams, Terry Oglesby, Owen Short

Ole Miss - 70

Record: 11-2

NO.	Name	Min	FG		3P		FT		Rebounds		Fouls		TP	AS	TO	ST	Blocks		+/-	
			M.A.	M.A.	M.A.	M.A.	OR	DR	OR	DR	PF	FF					BS	BA		
0	Malik Dia	F	14:32	4-7	0-2	3-3	2	4	6	4	3	11	1	0	0	0	0	0	0	-19
3	Sean Pedulla	G	35:17	5-10	1-5	2-4	0	2	2	3	3	13	4	3	2	0	0	0	-21	
5	Jaylen Murray	G	29:31	4-12	2-7	2-4	0	3	2	2	12	1	2	1	0	0	0	0	-13	
11	Matthew Murrell	G	29:52	3-11	1-4	0-2	0	2	2	4	1	7	2	0	4	1	3	0	-25	
14	Dre Davis	G	19:34	1-5	0-2	0-0	2	2	4	3	0	2	2	1	1	1	1	0	-13	
1	Mikael Brown-Jones	F	12:09	1-3	0-0	6-6	1	5	6	2	7	8	0	0	0	0	0	0	0	
7	Davon Barnes	G	20:09	1-6	1-4	2-2	0	1	1	1	1	5	2	0	0	0	0	0	1	
4	Jaemyn Brakefield	F	11:43	1-7	0-2	0-0	2	2	4	0	0	2	0	0	0	0	0	0	-13	
8	Eduardo Klatke	G	16:29	2-2	2-2	0-0	0	1	1	1	1	6	1	2	0	2	0	3		
10	John Bol	F	09:05	2-3	0-0	0-0	2	2	2	2	0	4	0	0	0	0	0	0	12	
21	JsVon Benson	F	01:39	0-0	0-0	0-0	0	0	0	0	0	0	0	0	0	0	0	0	1	
Team							2	1	3		0									
Totals			24:66	7:28	15:21	11	23	34	22	18	73	13	11	8	6	9	1	0	-17	

Technical Fouls: Brown-Jones 2nd 15:26

Memphis - 87

Record: 10-3

NO.	Name	Min	FG		3P		FT		Rebounds		Fouls		TP	AS	TO	ST	Blocks		+/-
			M.A.	M.A.	M.A.	M.A.	OR	DR	OR	DR	PF	FF					BS	BA	
2	Nicholas Jourdain	F	31:30	2-4	0-2	4-4	1	7	8	1	3	8	6	1	0	3	1	20	
32	Moussa Cisse	C	20:05	4-9	0-0	5-8	7	4	11	2	5	13	0	1	1	3	1	16	
3	Coby Rogers	G	34:38	10-16	6-9	2-2	1	3	4	5	2	28	0	0	0	1	1	16	
4	PJ Haggerty	G	37:02	5-13	1-2	6-8	2	5	7	1	4	17	6	4	1	0	0	22	
11	Tyrese Hunter	G	32:29	2-9	0-5	0-0	0	5	5	2	1	4	3	2	3	0	1	20	
42	Dain Dainja	F	18:25	6-7	0-0	4-7	0	3	3	4	4	16	0	3	1	2	1	2	
6	Baraka Okojie	F	06:51	0-1	0-0	0-0	0	1	1	1	0	0	2	0	0	0	0	1	
5	Dante Harris	F	07:10	0-1	0-0	1-2	0	1	1	2	2	1	0	0	0	0	0	0	
7	PJ Carter	F	05:48	0-0	0-0	0-0	0	2	2	0	0	0	0	0	0	0	0	0	
1	Jared Harris	F	01:39	0-0	0-0	0-0	0	1	1	0	0	0	0	0	0	0	0	-1	
0	Demarian Yates	F	01:30	0-1	0-1	0-0	0	0	0	0	0	0	0	0	0	0	0	0	
Team							1	2			0								
Totals			29:61	7:19	22:31	12	33	45	18	21	87	15	13	6	9	6	17		

Technical Fouls: NONE

	UoM		MEM		Points from Turnovers	OM	ARK	Period by Period Scoring				
	1st	2nd	1st	2nd				TOT	1st	2nd	TOT	
Biggest lead	0 (1 st 20:00)	19 (2 nd 1:30)	0	0	8	12						
Best Scoring Run	7 (1 st 5:27)	8 (1 st 12:52)	0	0	36	34	70					
Lead Changes	0	0	0	0	11	21						
Times Tied	0	0	0	0	25	17						
Time with Lead	00:00	39:47										



Official Basketball Box Score - Final
Georgia at Ole Miss
 01/04/25 The Sandy and John Black Pavilion at Ole Miss, Oxford, Miss.
 2024-25 Men's Basketball

Game Time: 11:00 AM
 Game Duration: 2:05
 Attendance: 8,746

Officials: Bari Lenox, Vladimir Voyard Tadić, Jason Baker

Georgia - 51

Record: 12-2 (0-1)

NO.	Name	Min	FG		3P		FT		Rebounds		Fouls		TP	AS	TO	ST	Blocks		+/-
			M.A.	M.A.	M.A.	M.A.	OR	DR	OR	DR	PF	FF					BS	BA	
10	RJ Godfrey	F	20:30	2-4	0-1	0-0	0	2	2	3	0	4	0	2	0	0	0	0	-5
14	Asa Newell	F	30:45	5-9	0-0	3-3	10	3	13	3	4	13	1	1	2	2	2	-20	
0	Blue Cain	G	26:19	1-7	0-3	4-4	1	4	5	1	2	6	0	1	2	0	0	-7	
5	Silas Demary Jr.	G	29:47	2-7	0-3	2-2	0	0	0	2	5	6	0	2	0	0	2	-18	
7	Tyrin Lawrence	G	26:28	3-8	1-2	1-2	1	1	2	2	1	8	2	2	3	0	3	-3	
1	Dakota Lefew	G	23:53	2-10	1-5	0-0	0	2	2	1	0	5	0	0	0	1	0	-5	
2	DeShayne Montgomery	F	16:00	2-11	0-4	2-2	0	1	1	2	2	6	3	1	0	1	0	-6	
6	Somto Cyril	F	11:33	0-2	0-0	1-2	1	3	4	0	1	1	0	2	0	1	0	-3	
13	Dylan James	F	07:57	0-0	0-0	0-0	0	1	1	0	0	0	0	0	0	0	0	2	
25	Justin Abson	F	06:48	0-0	0-0	2-2	1	1	2	0	1	2	2	0	1	0	0	5	
Team							1	2			0								
Totals			17:58	2-18	15-17	15	19	34	14	16	51	5	15	9	4	10	-12		

Technical Fouls: NONE

Ole Miss - 63

Record: 12-2 (1-0)

NO.	Name	Min	FG		3P		FT		Rebounds		Fouls		TP	AS	TO	ST	Blocks		+/-
			M.A.	M.A.	M.A.	M.A.	OR	DR	OR	DR	PF	FF					BS	BA	
0	Malik Dia	F	19:10	3-9	1-3	0-0	3	4	7	1	1	7	0	2	0	2	3	0	1
3	Sean Pedulla	G	25:08	3-10	1-3	0-0	0	1	1	4	1	7	2	1	2	0	1	8	
7	Davon Barnes	G	33:45	2-6	0-2	3-4	1	5	6	2	2	7	2	0	1	0	1	10	
11	Matthew Murrell	G	33:48	5-8	0-2	5-6	1	5	6	1	3	15	3	1	1	0	0	13	
14	Dre Davis	G	30:25	2-4	1-2	4-7	1	3	4	3	5	9	2	5	2	5	0	10	
4	Jaemyn Brakefield	F	22:56	5-7	3-3	2-2	3	1	4	2	1	15	1	3	0	1	1	13	
1	Mikael Brown-Jones	F	04:05	0-0	0-0	0-0	0	1	1	0	0	0	0	0	0	0	0	-1	
5	Jaylen Murray	G	22:05	1-7	0-1	1-2	0	0	0	2	4	3	1	1	3	0	1	0	
8	Eduardo Klatke	G	06:00	0-0	0-0	0-0	0	0	0	0	0	0	0	0	0	0	0	5	
10	John Bol	F	02:38	0-0	0-0	0-0	0	0	0	0	0	0	0	0	0	0	0	2	
Team							2	4	6		0								
Totals			21:51	6-16	15-21	11	13	10	16	14	63	11	13	10	10	4	12		

Technical Fouls: NONE

	UGA		OM		Points from Turnovers	UGA	OM	Period by Period Scoring				
	1st	2nd	1st	2nd				TOT	1st	2nd	TOT	
Biggest lead	4 (1 st 3:30)	14 (2 nd 0:11)	0	0	16	15						
Best Scoring Run	9 (2 nd 7:30)	8 (2 nd 14:52)	0	0	24	16						
Lead Changes	4	0	0	0	16	12						
Times Tied	6	1	0	0	28	23	51					
Time with Lead	05:35	31:04			2	1						
					14	18						

GAME 15 • at ARKANSAS • JAN. 8

GAME 16 • vs. LSU • JAN. 11



Official Basketball Box Score - Final
Ole Miss at Arkansas
 01/08/25 Bud Walton Arena, Fayetteville, Ark.
 2024-25 Men's Basketball

Game Time: 6:00 PM
 Game Duration: 2:11
 Attendance: 18,200

Officials: Terry Oglesby, Steven Anderson, Brian Dorsey

Ole Miss - 73

Record: 13-2 (0-0)

NO.	Name	Min	FG		3P		FT		Rebounds		Fouls		TP	AS	TO	ST	Blocks		+/-
			M.A.	M.A.	M.A.	M.A.	OR	DR	OR	DR	PF	FF					BS	BA	
0	Malik Dia	F	28:25	7-12	2-4	5-9	1	7	8	4	6	21	1	0	0	1	0	0	11
3	Sean Pedulla	G	34:58</																

GAME 17 • at ALABAMA • JAN. 14



Official Basketball Box Score - Final
Ole Miss at Alabama
 01/14/25 Coleman Coliseum, Tuscaloosa
 2024-25 Men's Basketball

Game Time: 6:00 PM
 Game Duration: 2:18
 Attendance: 13,474

Officials: Doug Shows, Bart Leno, Chuck Jones

Ole Miss - 74

Record: 15-2 (4-0)

NO.	Name	Min	FG			3P			FT			Rebounds		Fouls		TP	AS	TO	ST	Blocks		+/-			
			M/A	M/A	M/A	M/A	M/A	M/A	M/A	OR	DR	OR	DR	PF	FD					BS	BA				
0	Malik Dia	F 31:12	11-21	0-3	1-1	4	15	19	2	3	23	0	0	0	0	2	1	14							
3	Sean Pedulla	G 30:24	5-15	2-6	0-0	0	5	5	3	2	12	4	1	3	0	2	-3								
7	Davon Barnes	G 22:06	0-0	0-0	0-0	0	0	0	0	0	1	0	3	0	0	5									
11	Matthew Murrell	G 33:55	3-9	2-6	3-4	0	1	1	1	3	11	0	1	3	0	1	10								
14	Dre Davis	G 24:43	1-5	0-0	0-0	2	1	3	5	0	2	1	1	3	1	0	12								
4	Jaemyn Brakfield	G 20:54	3-7	0-2	7-7	2	2	4	3	6	13	1	3	0	0	-3									
5	Jaylen Murray	G 31:06	4-13	2-4	3-4	0	0	3	2	2	13	5	1	1	0	15									
8	Eduardo Klafke	G 05:30	0-0	0-0	0-0	0	0	1	1	3	0	0	0	0	0	2									
10	John Bol	G 00:10	0-0	0-0	0-0	0	0	0	0	0	0	0	0	0	0	-2									
Team						1			0			1		0		0		0		0					
Totals			27-70			6-21			14-16			9		28		37		21		16		74		12	

Technical Fouls:Brakfield 2nd 12:10

Shooting By Period	
1 st FG%	14-40 35.0%
3PT%	2-11 18.2%
FT%	2-3 66.7%
2 nd FG%	13-30 43.3%
3PT%	4-10 40.0%
FT%	12-13 92.3%
GM FG%	27-70 38.6%
3PT%	6-21 28.6%
FT%	14-16 87.5%

Dead Ball Rebounds: 1, 0

Alabama - 64

Record: 14-3 (3-1)

NO.	Name	Min	FG			3P			FT			Rebounds		Fouls		TP	AS	TO	ST	Blocks		+/-			
			M/A	M/A	M/A	M/A	M/A	M/A	M/A	OR	DR	OR	DR	PF	FD					BS	BA				
4	Grant Nelson	F 27:08	3-4	0-0	3-7	1	7	8	4	5	9	1	5	1	1	1	-3								
15	Jarin Stevenson	F 25:36	3-6	1-3	2-2	1	6	7	3	2	9	0	3	0	2	0	9								
11	Clifford Omoruyi	C 13:01	1-1	0-0	1-2	0	1	2	2	0	3	0	2	0	0	0	0								
0	Labaron Philon	G 14:55	0-0	0-3	1-2	0	2	2	2	2	1	1	3	0	0	-4									
1	Mark Sears	G 38:43	2-8	1-4	6-6	0	4	4	2	5	11	5	1	1	1	-12									
8	Chris Youngblood	G 34:39	3-10	2-8	0-0	1	2	3	0	1	8	1	2	0	0	-1									
10	Mouhamad Dioubate	G 13:12	1-2	0-0	2-2	0	4	4	2	1	4	0	3	1	0	-10									
2	Aden Holloway	G 28:57	5-6	1-2	4-4	0	6	6	1	3	15	3	2	0	0	-5									
22	Aiden Sherrell	G 03:49	2-2	0-0	0-1	0	1	1	0	1	4	0	0	0	0	0									
Team						2			2			2		0		0		0		0					
Totals			20-47			5-20			19-26			4		35		39		16		20		64		11	

Technical Fouls:NONE

Shooting By Period	
1 st FG%	11-22 50.0%
3PT%	4-11 36.4%
FT%	10-13 76.9%
2 nd FG%	9-25 36.0%
3PT%	1-9 11.1%
FT%	9-13 69.2%
GM FG%	20-47 42.6%
3PT%	5-20 25.0%
FT%	19-26 73.1%

Dead Ball Rebounds: 2, 0

Alabama - 64

Record: 14-3 (3-1)

Points from		Turnovers		Paint		Second Chance		Fast Breaks		Bench	
OM	ALA	OM	ALA	OM	ALA	OM	ALA	OM	ALA	OM	ALA
12 (2 nd 2:33)	5 (1 st 11:48)	19	10	36	30	12	4	16	8	18	28
7 (2 nd 14:21)	9 (1 st 11:48)	4	4	12	4	2	2	5	3	17	5
5	5	16	8	16	8	1	1	4	4	18	17
18:28	17:58	26	31								

Technical Fouls:NONE

Period by Period Scoring		
1st	2nd	TOT
32	42	74
36	28	64

GAME 18 • at MISSISSIPPI STATE • JAN. 18



Official Basketball Box Score - Final
Ole Miss at Mississippi St.
 01/18/25 Humphrey Coliseum, Starkville
 2024-25 Men's Basketball

Game Time: 5:10 PM
 Game Duration: 2:41
 Attendance: 9,448

Officials: K.B. Burdett Jr., Courtney Green, Rob Rorka

Ole Miss - 81

Record: 15-3 (4-1)

NO.	Name	Min	FG			3P			FT			Rebounds		Fouls		TP	AS	TO	ST	Blocks		+/-			
			M/A	M/A	M/A	M/A	M/A	M/A	M/A	OR	DR	OR	DR	PF	FD					BS	BA				
0	Malik Dia	F 18:23	3-5	2-3	0-0	1	1	2	1	1	8	2	4	1	0	0	-5								
3	Sean Pedulla	F 39:35	7-18	3-12	1-4	0	4	4	4	3	18	4	3	0	0	-5									
7	Davon Barnes	G 12:51	1-1	0-0	0-0	0	1	1	2	0	2	0	0	0	0	-8									
11	Matthew Murrell	G 28:43	5-10	2-4	3-4	2	2	4	2	3	15	1	0	1	0	-3									
14	Dre Davis	G 28:34	2-7	1-4	0-0	1	2	3	5	0	5	2	3	3	1	0	2								
1	Mikeal Brown-Jones	G 09:03	0-0	0-0	0-1	1	3	4	2	2	0	1	0	0	0	-7									
4	Jaemyn Brakfield	G 34:24	7-12	3-5	3-4	3	4	7	3	4	20	2	0	1	0	1									
5	Jaylen Murray	G 36:26	4-11	1-5	1-1	0	1	1	1	1	10	1	0	0	0	3									
8	Eduardo Klafke	G 15:34	1-2	1-2	0-0	0	0	3	3	1	0	3	1	0	0	6									
6	Robert Cowherd	G 01:28	0-0	0-0	0-0	0	0	0	0	0	0	0	0	0	0	1									
Team						0			0			0		0		0		0		0					
Totals			30-66			13-35			8-14			8		21		29		21		13		81		14	

Technical Fouls:NONE

Shooting By Period	
1 st FG%	12-27 44.4%
3PT%	4-14 28.6%
FT%	1-1 100%
2 nd FG%	16-31 51.6%
3PT%	9-17 52.9%
FT%	4-8 50%
GM FG%	28-58 48.3%
3PT%	13-35 37.1%
FT%	8-14 57.1%

Dead Ball Rebounds: 2, 1

Mississippi St. - 84

Record: 15-3 (3-2)

NO.	Name	Min	FG			3P			FT			Rebounds		Fouls		TP	AS	TO	ST	Blocks		+/-			
			M/A	M/A	M/A	M/A	M/A	M/A	M/A	OR	DR	OR	DR	PF	FD					BS	BA				
4	Cameron Matthews	F 41:01	5-6	0-0	0-4	3	8	11	3	5	10	3	4	4	0	3									
22	RJ Melendez	F 35:09	4-12	2-8	2-4	3	5	8	1	5	12	2	2	1	1	10									
23	Michael Nwoko	C 10:55	1-2	0-0	1-1	4	4	8	1	1	3	1	0	0	0	5									
0	Claudell Harris Jr.	G 18:32	2-7	1-5	0-0	0	3	3	1	0	5	1	0	0	0	0									
12	Josh Hubbard	G 38:40	2-13	1-4	5-7	1	3	4	0	3	10	2	3	1	0	1	2								
0	Riley Kugel	G 30:04	6-11	4-8	5-5	1	2	3	2	3	21	2	0	2	1	0	-6								
3	KeShawn Murphy	G 31:33	8-12	0-0	2-5	4	7	11	3	3	18	3	2	0	0	-3									
5	Shawn Jones Jr.	G 19:06	1-2	1-2	2-2	1	0	1	2	1	5	1	2	1	0	-6									
Team						2			2			2		0		0		0		0					
Totals			29-65			9-27			17-28			19		32		51		13		21		84		15	

Technical Fouls:NONE

Shooting By Period	
1 st FG%	13-30 43.3%
3PT%	4-14 28.6%
FT%	7-11 63.6%
2 nd FG%	13-27 48.1%
3PT%	4-9 44.4%
FT%	7-13 53.8%
GM FG%	26-57 45.6%
3PT%	8-23 34.8%
FT%	17-28 60.7%

Dead Ball Rebounds: 6, 0

Mississippi St. - 84

GAME 21 • vs. TEXAS • JAN. 29

GAME 22 • vs. AUBURN • FEB. 1



Official Basketball Box Score - Final
Texas at Ole Miss
02/29/25 The Sandy and John Black Pavilion at Ole Miss, Oxford, Miss.
2024-25 Men's Basketball

Game Time: 8:00 PM
Game Duration: 2:21
Attendance: 4,490

Officials: Vladimir Voyard-Tadl, Ron Groover, Tony Chazha

Texas - 69

Record: 14-7 (3-5)

NO.	Name	Min	FG			3P			FT			Rebounds			Fouls			TP	AS	TO	ST	Blocks			+/-																						
			M/A	M/A	M/A	M/A	M/A	M/A	M/A	OR	DR	TOT	PF	FF	FD	BS	BA					BB																									
5	Kadin Shedrick	F 25:41	4-4	0-0	1-2	4	2	6	4	3	9	1	0	0	1	0	3																														
6	Arthur Kaluina	F 35:52	5-12	1-3	1-2	0	7	7	0	3	12	4	2	0	0	1	2																														
0	Jordan Pope	G 22:15	3-14	2-7	0-0	1	1	2	2	0	8	2	2	0	0	1	-6																														
12	Tiamon Mask	G 25:44	2-7	0-2	2-2	1	3	4	4	1	6	2	0	3	0	1	3																														
20	Tre Johnson	G 32:43	6-16	2-8	8-8	0	2	2	1	7	22	3	1	1	0	0	2																														
22	Devon Pryor	15:56	3-4	0-0	0-0	2	3	5	0	1	6	0	0	0	0	1	-9																														
21	Zerik Onyema	11:42	2-2	0-0	0-0	1	3	4	4	1	4	0	0	3	0	1	-2																														
1	Julian Larry	23:22	0-2	0-2	0-0	0	2	2	0	0	3	2	0	0	0	0	3																														
25	Jayson Kent	03:47	0-1	0-0	0-0	0	3	3	2	0	0	1	0	0	0	1	-6																														
10	Nic Code	02:58	0-1	0-0	0-0	1	0	1	0	0	0	0	0	0	0	0	-3																														
Team						1			5			6			2																																
Totals			26-64			5-22			12-14			14			28			42			17			16			63			15			11			2			3			4			-3		

Technical Fouls: NONE

Ole Miss - 72

Record: 16-5 (5-3)

NO.	Name	Min	FG			3P			FT			Rebounds			Fouls			TP	AS	TO	ST	Blocks			+/-																						
			M/A	M/A	M/A	M/A	M/A	M/A	M/A	OR	DR	TOT	PF	FF	FD	BS	BA					BB																									
0	Malik Dia	F 16:19	1-6	0-1	2-4	0	2	2	2	2	4	0	0	0	0	1	1																														
3	Sean Pedulla	G 35:35	7-14	4-7	1-2	0	4	4	4	4	19	5	0	1	0	0	11																														
5	Jaylen Murray	G 29:26	2-5	1-2	0-0	0	1	1	0	0	5	0	1	0	0	0	-9																														
11	Matthew Murrell	G 25:53	1-4	0-2	1-2	1	1	2	3	3	3	4	0	2	0	1	17																														
14	Dre Davis	G 32:41	6-11	2-4	3-4	1	6	7	2	3	17	0	0	1	2	0	15																														
4	Jaemyn Brakefield	30:33	6-14	0-3	6-7	2	3	5	1	4	18	3	0	1	1	1	-1																														
7	Davon Barnes	20:04	0-3	0-2	6-6	0	5	5	3	3	6	2	1	0	0	0	-8																														
8	Eduardo Klatke	07:45	0-0	0-0	0-0	1	0	1	0	0	0	0	2	0	0	0	38																														
1	Mikael Brown-Jones	01:44	0-1	0-0	0-0	0	0	0	1	0	0	0	0	0	0	0	-3																														
Team						3			2			5			0			0																													
Totals			23-58			7-21			19-25			8			25			33			16			17			72			14			4			5			4			3			3		

Technical Fouls: NONE

	TEX		OM		Points from Turnovers	TEX	OM	Period by Period Scoring		
	1st	2nd	3rd	4th				TOT		
Biggest lead	13	(1 st 5:43)	5	(2 nd 5:02)	4	13				
Best Scoring Run	9	(1 st 8:04)	9	(1 st 0:46)	28	24				
Lead Changes	14		Second Chance		11	10				
Times Tied	11		Fast Breaks		2	7				
Time with Lead	20:41	11:54	Bench		10	24				
			OM		34	38	72			



Official Basketball Box Score - Final
Auburn at Ole Miss
02/01/25 The Sandy and John Black Pavilion at Ole Miss, Oxford, Miss.
2024-25 Men's Basketball

Game Time: 1:00 PM
Game Duration: 2:25
Attendance: 9,974

Officials: Pat Adams, Courtney Green, Patrick Evans

Auburn - 92

Record: 20-1 (8-0)

NO.	Name	Min	FG			3P			FT			Rebounds			Fouls			TP	AS	TO	ST	Blocks			+/-																						
			M/A	M/A	M/A	M/A	M/A	M/A	M/A	OR	DR	TOT	PF	FF	FD	BS	BA					BB																									
0	Chad Baker-Mazara	F 29:33	6-10	4-6	2-3	0	2	4	2	3	4	18	3	2	1	0	1	3																													
4	John Broome	F 31:36	7-14	2-2	4-7	6	6	12	3	3	6	20	4	3	0	2	1	4																													
44	Dylan Cardwell	C 25:22	3-6	0-1	4-5	3	10	13	3	3	10	4	0	2	1	1	8																														
2	Denver Jones	G 35:01	5-11	4-7	2-2	0	1	1	2	2	16	4	4	1	0	2	8																														
13	Miles Kelly	G 22:44	4-8	3-6	4-4	0	1	1	4	2	15	1	0	1	0	0	2																														
0	Tahaad Pettiford	24:04	3-7	1-3	2-2	0	1	1	2	1	2	19	5	3	1	0	17																														
31	Chaney Johnson	14:30	1-3	0-1	0-0	2	1	3	3	2	1	0	0	0	0	0	7																														
5	Chris Moore	10:43	0-1	0-1	0-0	0	1	1	2	1	2	1	0	0	0	0	4																														
8	Ja'Heim Hudson	06:27	1-2	0-1	0-0	0	1	1	1	0	2	0	0	0	0	0	-3																														
Team						4			2			6			0			0																													
Totals			30-62			14-28			18-23			15			26			41			24			18			92			22			12			6			3			5			10		

Technical Fouls: NONE

Ole Miss - 82

Record: 16-5 (5-4)

NO.	Name	Min	FG			3P			FT			Rebounds			Fouls			TP	AS	TO	ST	Blocks			+/-																			
			M/A	M/A	M/A	M/A	M/A	M/A	M/A	OR	DR	TOT	PF	FF	FD	BS	BA					BB																						
0	Malik Dia	F 32:32	3-9	0-2	3-4	2	2	4	2	3	9	3	1	1	3	0	16																											
3	Sean Pedulla	G 35:36	10-16	2-6	6-8	1	4	5	4	4	29	2	2	3	0	0	14																											
5	Jaylen Murray	G 28:31	0-6	0-3	3-4	0	0	0	2	5	3	4	1	1	0	2	5																											
11	Matthew Murrell	G 31:03	4-6	2-4	7-9	0	4	4	1	4	17	1	4	1	0	1	0	11																										
14	Dre Davis	G 14:39	2-4	0-1	1-2	1	2	5	1	5	5	0	0	0	1	0	7																											
4	Jaemyn Brakefield	30:07	5-10	1-1	1-4	3	2	5	1	4	12	1	4	1	0	1	0	-3																										
7	Davon Barnes	19:35	1-3	0-2	2-2	0	5	5	2	1	4	0	0	1	1	0	-1																											
1	Mikael Brown-Jones	05:26	1-2	0-0	1-2	1	0	1	1	2	3	0	0	0	1	0	-1																											
8	Eduardo Klatke	03:28	0-0	0-0	0-0	0	0	0	0	0	0	0	1	0	0	0	-1																											
Team						3			4			0			0			0																										
Totals			26-56			6-19			24-35			11			19			30			18			24			82			11			9			5			3			-10		

Technical Fouls: Team 2nd 0:08

	AUB		OM		Points from Turnovers	AUB	OM	Period by Period Scoring		
	1st	2nd	3rd	4th				TOT		
Biggest lead	10	(2 nd 0:08)	4	(1 st 16:27)	16	17				
Best Scoring Run	9	(1 st 9:43)	9	(1 st 16:27)	28	34				
Lead Changes	2		Second Chance		17	14				
Times Tied	1		Fast Breaks		9	10				
Time with Lead	33:57	04:04	Bench		13	19				
			OM		41	51	92			

Game Notes: 2nd Half 16:27 - Official Review - Personal Foul Upgraded to Flagrant 1 • 2nd Half 00:08 - Technical Foul Charged - OM Head Coach •

GAME 23 • vs. KENTUCKY • FEB. 4

GAME 24 • at LSU • FEB. 8



Official Basketball Box Score - Final
Kentucky at Ole Miss
02/04/25 The Sandy and John Black Pavilion at Ole Miss, Oxford, Miss.
2024-25 Men's Basketball

GAME 25 • at SOUTH CAROLINA • FEB. 12

Official Basketball Box Score - Final
#19/23 Ole Miss at South Carolina
 02/12/25 Colonial Life Arena, Columbia
 2024-25 South Carolina Men's Basketball
 Game Time: 7:00 PM
 Game Duration: 2:16
 Attendance: 10,874
 Officials: Don Daly, Vladimir Voyard-Tatal, Brian Dorsey

NO. Name	Min	FG	3P	FT	Rebounds		Fouls		TP	AS	TO	ST	Blocks		+/-
					OR	DR	OR	DR					BS	BA	
0 Malik Dia	F 21:07	7-12	2-3	2-4	1	2	3	4	4	18	0	1	0	0	2
3 Sean Pedulla	G 36:20	2-11	1-3	2-2	0	3	3	3	1	7	3	2	1	0	0
5 Jaylen Murray	G 25:03	2-5	2-2	0-0	0	2	2	2	0	6	1	1	0	0	4
11 Matthew Murrell	G 32:06	3-6	1-1	3-3	0	2	2	1	3	10	2	0	1	0	1
14 Dre Davis	G 17:06	5-9	0-0	2-2	2	4	4	4	1	12	0	1	1	0	3
4 Jaemyn Brakefield	24:17	4-6	1-2	5-6	0	3	3	3	3	14	3	2	1	1	0
7 Davon Barnes	24:41	2-4	1-2	0-0	0	3	3	1	1	5	0	0	0	0	-3
1 Mikeal Brown-Jones	15:32	0-2	0-0	0-0	1	3	4	3	0	1	0	1	2	0	-4
8 Eduardo Klatke	02:45	0-0	0-0	0-0	0	0	0	0	0	0	0	0	0	0	-1
Team					2	1	3			0		1			
Totals		25-55	8-13	14-17	6	21	27	21	16	72	10	8	5	5	4

Technical Fouls:Brown-Jones 1*9:06

South Carolina - 68
 Record: 10-14 (0-11)
 Technical Fouls:Brown-Jones 1*9:06

NO. Name	Min	FG	3P	FT	Rebounds		Fouls		TP	AS	TO	ST	Blocks		+/-
					OR	DR	OR	DR					BS	BA	
5 Nick Pringle	F 21:53	4-6	0-0	4-9	1	3	4	4	7	12	0	0	0	2	0
30 Collin Murray-Boyles	F 34:51	7-14	1-1	5-7	0	6	3	4	7	20	3	3	1	3	-9
1 Jacob Wright	G 28:25	3-4	0-1	3-4	0	1	2	2	9	0	1	0	0	0	-3
2 Zachary Davis	G 35:20	3-8	1-4	0-0	1	9	10	2	0	7	2	3	3	0	-3
6 Jamari Thomas	G 26:08	3-13	2-5	3-4	3	1	4	3	3	11	1	0	1	0	-11
0 Jordan Butler	02:16	0-0	0-0	0-0	0	0	0	0	0	0	0	0	0	0	-1
15 Morris Ugusok	26:24	0-3	0-3	2-2	2	2	2	1	2	1	0	0	0	0	8
31 Benjamin Bosmans-Vordork	19:29	2-2	0-0	3-6	2	1	3	2	3	7	1	1	0	1	5
23 Cam Scott	02:48	0-0	0-0	0-0	0	0	0	0	0	0	0	0	0	0	-7
17 Arden Conyers	02:26	0-0	0-0	0-0	0	0	0	0	0	0	0	0	0	0	-1
Team					3	2	5			0		0			
Totals		22-50	4-14	20-32	10	25	35	17	20	68	8	8	5	4	-4

Technical Fouls:Davis 1*9:06

Biggest lead	OLE		USC		Points from Turnovers	Paint	Second Chance	Fast Breaks	Bench	Period by Period Scoring		
	1st	2nd	3rd	4th						TOT		
	13 (1 st 5:30)	4 (1 st 19:16)	32	32	32	32	8	7	19	42	30	72
Best Scoring Run	7 (1 st 16:15)	6 (1 st 11:54)	3	7	13	5	19	9		32	36	68
Lead Changes	7	3										
Times Tied	3	3										
Time with Lead	34:22	03:04										

GAME 26 • vs. MISSISSIPPI STATE • FEB. 15

Official Basketball Box Score - Final
Mississippi St. at Ole Miss
 02/15/25 The Sandy and John Black Pavilion at Ole Miss, Oxford, Miss.
 2024-25 Men's Basketball
 Game Time: 5:00 PM
 Game Duration: 2:18
 Attendance: 9,759
 Officials: Terry Oglesby, Steven Anderson, Will Howard

NO. Name	Min	FG	3P	FT	Rebounds		Fouls		TP	AS	TO	ST	Blocks		+/-
					OR	DR	OR	DR					BS	BA	
4 Cameron Matthews	F 34:26	1-6	0-1	4-8	2	6	8	3	5	6	4	4	2	1	2
22 RJ Melendez	F 25:19	7-11	2-5	1-2	3	2	5	4	3	17	0	1	1	0	-2
23 Michael Nwoko	C 13:57	3-4	0-1	1-2	1	2	3	4	2	7	0	1	1	1	0
2 Riley Kugel	G 28:15	4-10	1-6	2-2	1	2	3	2	0	11	3	2	4	0	11
12 Josh Hubbard	G 34:41	3-13	2-8	6-6	1	4	5	2	5	14	4	2	0	1	0
0 Claudell Harris Jr.	18:32	3-7	2-2	2-2	0	2	2	1	1	10	0	0	0	0	5
3 KeShawn Murphy	18:03	5-9	0-1	0-1	2	6	8	4	3	10	2	2	0	2	-2
5 Shawn Jones Jr.	21:28	1-4	0-3	2-4	2	4	2	3	2	4	0	1	2	0	22
6 Delquan Warren	05:19	0-0	0-0	0-0	0	2	2	1	0	1	0	0	0	0	5
Team					2	6	8			2		1			
Totals		28-65	7-27	18-27	14	34	48	24	21	81	14	13	9	7	10

Technical Fouls:NONE

Ole Miss - 71
 Record: 19-7 (8-5)
 Technical Fouls:NONE

NO. Name	Min	FG	3P	FT	Rebounds		Fouls		TP	AS	TO	ST	Blocks		+/-
					OR	DR	OR	DR					BS	BA	
0 Malik Dia	F 17:23	2-6	1-3	4-6	1	7	8	2	3	9	0	1	2	1	1
3 Sean Pedulla	G 32:31	4-14	3-10	2-2	0	4	4	4	4	13	4	1	0	1	-4
5 Jaylen Murray	G 24:54	5-8	2-2	2-2	0	2	2	2	1	14	1	2	1	0	-5
11 Matthew Murrell	G 27:40	2-6	0-3	2-2	1	5	6	3	2	6	3	0	2	0	-2
14 Dre Davis	G 25:25	3-8	0-2	0-0	2	1	3	1	1	6	4	2	0	2	-9
4 Jaemyn Brakefield	21:29	3-8	0-1	4-5	1	1	2	3	5	10	1	0	2	0	-11
7 Davon Barnes	22:10	2-5	0-1	3-4	0	4	4	3	4	7	0	1	0	0	-13
1 Mikeal Brown-Jones	10:50	2-4	0-1	2-3	0	0	0	0	3	6	0	0	0	1	0
8 Eduardo Klatke	10:01	0-0	0-0	0-0	0	0	0	2	1	0	1	1	0	0	0
10 John Bol	01:27	0-0	0-0	0-0	0	1	1	0	0	0	0	0	0	0	0
6 Robert Cowherd	06:10	0-1	0-1	0-0	0	0	0	0	0	0	0	0	0	0	0
Team					2	4	6			22	24	7	14	11	8
Totals		23-60	6-24	19-26	7	29	36	22	24	71	14	11	8	4	7

Technical Fouls:Brakefield 2*10:50

Biggest lead	MSU		OM		Points from Turnovers	Paint	Second Chance	Fast Breaks	Bench	Period by Period Scoring		
	1st	2nd	3rd	4th						TOT		
	19 (2 nd 8:55)	8 (1 st 14:40)	15	14	38	34	16	12	24	40	41	81
Best Scoring Run	8 (1 st 2:15)	7 (1 st 17:14)	3	4	13	12	13	13	24	33	38	71
Lead Changes	2	2										
Times Tied	2	2										
Time with Lead	24:02	14:58										

Game Notes: 1st Half 8:01 - Bench Warning - MSST *

GAME 27 • at VANDERBILT • FEB. 22

Official Basketball Box Score - Final
Ole Miss at Vanderbilt
 02/22/25 Memorial Gymnasium (Vanderbilt), Nashville, Tenn.
 Vanderbilt vs. No. 24 Ole Miss
 Game Time: 2:30 PM
 Game Duration: 2:12
 Attendance: 10,494
 Officials: Doug Shows, Olands Poole, Bharat Ramman

NO. Name	Min	FG	3P	FT	Rebounds		Fouls		TP	AS	TO	ST	Blocks		+/-
					OR	DR	OR	DR					BS	BA	
0 Malik Dia	F 30:12	8-12	2-4	4-5	2	5	7	3	3	22	1	1	1	2	0
3 Sean Pedulla	G 37:07	7-14	3-8	4-4	2	4	6	4	4	21	4	5	1	0	-6
5 Jaylen Murray	G 32:41	4-13	2-8	0-0	1	2	3	2	2	10	1	2	0	0	1
11 Matthew Murrell	G 11:36	1-5	0-2	0-0	0	0	0	1	0	2	0	1	0	0	-15
14 Dre Davis	G 25:58	2-7	2-3	3-4	0	3	3	2	9	0	1	2	1	2	-4
1 Mikeal Brown-Jones	05:09	0-0	0-0	0-0	0	0	0	1	0	0	0	0	0	0	-5
4 Jaemyn Brakefield	25:30	3-6	0-2	2-2	2	4	6	3	3	8	0	0	0	0	-12
7 Davon Barnes	09:50	0-2	0-1	0-0	1	2	1	0	0	0	1	0	0	0	-12
8 Eduardo Klatke	21:57	0-1	0-0	0-0	0	0	0	3	0	0	1	0	2	1	20
Team					2	1	3			0		0			
Totals		25-60	9-28	13-15	10	20	30	21	14	72	11	11	8	6	-5

Technical Fouls:NONE

Vanderbilt - 77
 Record: 19-9 (6-8)
 Technical Fouls:NONE

NO. Name	Min	FG	3P	FT	Rebounds		Fouls		TP	AS	TO	ST	Blocks		+/-
					OR	DR	OR	DR					BS	BA	
5 Tyler Nickel	F 25:58	4-7	3-6	2-2	1	2	3	2	1	13	2	0	0	1	2
99 Devin McGlockton	F 33:58	3-7	2-2	4-6	3	5	8	1	4	10	2	0	1	0	11
1 Jason Edwards	G 27:09	4-13	2-8	5-6	0	2	1	3	15	1	1	0	0	2	14
11 A.J. Hoggard	G 24:34	1-6	0-1	0-0	0	3	3	1	0	2	5	4	0	1	6
3 Chris Manon	G 21:17	4-5	2-2	6-8	1	6	7	3	5	16	1	3	4	3	0
4 Grant Huffman	13:53	0-1	0-0	1-2	1	1	2	1	3	1	2	0	2	0	1
22 Jaylen Carey	16:08	3-4	0-0	1-2	2	4	1	1	7	0	3	1	1	0	-12
2															

GAME 29 • vs. OKLAHOMA • MARCH 1



Official Basketball Box Score - Final
Oklahoma at Ole Miss
 03/01/25 The Sandy and John Black Pavilion at Ole Miss, Oxford, Miss.
 2024-25 Men's Basketball

Game Time: 1:00 PM
 Game Duration: 2:28
 Attendance: 8,007

Officials: Owen Short, Will Howard, Garrick Shannon

Oklahoma - 84

Record: 17-12 (4-12)

NO. Name	Min	FG		3P		FT		Rebounds		Fouls		TP	AS	TO	ST	Blocks		+/-
		M/A	M/A	M/A	M/A	OR	DR	OR	DR	FF	FD					BS	BA	
10 Sam Godwin	F	29:23	5-5	0-0	2-3	2	1	3	4	2	12	0	1	0	0	0	0	-9
14 Jalón Moore	F	25:52	0-2	0-2	2-2	0	4	4	2	2	0	1	0	0	0	0	-3	
0 Jeremiah Fears	G	34:58	4-14	0-3	5-5	1	4	5	3	4	13	7	3	1	0	1	1	
2 Brycon Goodine	G	20:26	3-6	2-5	0-0	0	5	5	4	0	8	1	2	0	1	0	3	
15 Duke Miles	G	24:44	5-8	2-3	3-4	0	4	4	0	2	15	5	2	0	0	0	4	
1 Kobe Elvis	F	25:42	3-6	2-4	1-1	0	1	1	2	3	9	1	2	1	0	0	-9	
7 Dayton Forsythe	F	29:31	7-9	4-5	7-7	0	2	2	3	4	25	3	4	25	3	0	-1	
5 Mohamed Wague	F	07:32	0-1	0-0	0-0	1	1	1	1	1	4	1	0	0	0	0	5	
35 Glenn Taylor Jr.	F	01:52	0-0	0-0	0-0	0	0	0	0	0	0	0	0	0	0	0	-4	
Team																		
Totals			27-51	10-22	20-22	5	24	29	22	18	84	17	15	5	1	1	-3	

Technical Fouls: NONE

Shooting By Period	
1 st FG%	11-23 47.8%
3PT%	6-13 46.2%
FT%	10-11 90.9%
2 nd FG%	16-28 57.1%
3PT%	4-9 44.4%
FT%	10-11 90.9%
GM FG%	27-51 52.9%
3PT%	10-22 45.5%
FT%	20-22 90.9%

Dead Ball Rebounds: 1.0

Ole Miss - 87

Record: 20-9 (9-7)

NO. Name	Min	FG		3P		FT		Rebounds		Fouls		TP	AS	TO	ST	Blocks		+/-
		M/A	M/A	M/A	M/A	OR	DR	OR	DR	FF	FD					BS	BA	
0 Malik Dia	F	14:03	2-6	1-3	5-6	2	2	4	2	3	10	1	1	0	0	0	1	
3 Sean Pedulla	G	32:48	8-16	5-9	5-7	1	4	5	4	6	26	3	2	0	1	7		
5 Jaylen Murray	G	26:04	2-7	1-4	0-0	2	2	2	2	0	5	2	1	0	0	0		
11 Matthew Murrell	G	33:53	4-7	0-1	2-2	0	2	2	3	1	10	2	1	1	0	0		
14 Dre Davis	G	26:54	4-7	1-3	4-4	0	2	2	3	2	13	2	0	1	1	0		
4 Jaemyn Brakefield	F	27:27	5-9	0-4	6-10	0	0	0	2	8	16	3	1	1	0	0		
7 Davon Barnes	F	29:22	3-3	0-0	1-2	2	2	4	1	2	7	1	1	0	0	2		
1 Mkeal Brown-Jones	F	02:11	0-0	0-0	0-0	0	0	0	0	0	1	1	0	0	0	0		
8 Eduardo Kialke	F	07:18	0-0	0-0	0-0	1	2	3	1	0	0	0	0	0	0	-2		
Team																		
Totals			28-55	8-24	23-31	8	20	28	18	22	87	15	9	5	1	1	3	

Technical Fouls: NONE

Shooting By Period	
1 st FG%	14-31 45.2%
3PT%	5-15 33.3%
FT%	6-9 66.7%
2 nd FG%	14-24 58.3%
3PT%	3-9 33.3%
FT%	17-22 77.3%
GM FG%	28-55 50.9%
3PT%	8-24 33.3%
FT%	23-31 74.2%

Dead Ball Rebounds: 3.0

OU

OM

Points from

Turnovers

Paint

Second Chance

Fast Breaks

Bench

OU

OM

Points from

Turnovers

Paint

Second Chance

Fast Breaks

Bench

OU

OM

Game Notes: After review, 2-pt FG by Dre Davis at 4:11

GAME 30 • vs. TENNESSEE • MARCH 5



Official Basketball Box Score - Final
Tennessee at Ole Miss
 03/05/25 The Sandy and John Black Pavilion at Ole Miss, Oxford, Miss.
 2024-25 Men's Basketball

Game Time: 8:00 PM
 Game Duration: 2:18
 Attendance: 9,038

Officials: Doug Shous, Vladimir Voyard-Tatal, Keith Kinley

Tennessee - 76

Record: 24-6 (11-6)

NO. Name	Min	FG		3P		FT		Rebounds		Fouls		TP	AS	TO	ST	Blocks		+/-
		M/A	M/A	M/A	M/A	OR	DR	OR	DR	FF	FD					BS	BA	
7 Igor Milicic Jr.	F	22:52	3-8	2-4	1-1	0	3	3	2	1	9	2	1	0	1	0	-1	
34 Felix Okpara	C	29:32	6-10	0-0	1-1	3	4	7	3	1	13	0	0	0	2	0	-4	
2 Chaz Lanier	G	33:42	6-12	3-8	0-0	0	4	4	3	1	15	0	0	0	1	0		
5 Zakai Zeigler	G	36:39	2-9	1-6	3-4	1	3	4	2	6	8	15	2	3	0	0		
15 Jahmal Mashack	G	28:33	2-3	1-2	2-2	0	4	4	2	1	7	2	2	0	0	-9		
8 Darlimestone Dubar	F	11:08	2-3	1-2	2-2	1	1	2	1	1	7	2	0	0	0	6		
11 Jordan Gainey	F	28:11	4-9	4-9	5-7	0	3	3	1	4	17	1	1	1	0	0		
12 Cade Phillips	F	06:03	0-0	0-0	0-0	1	1	2	2	1	0	0	0	0	0	-2		
3 Bishop Boswell	F	03:21	0-0	0-0	0-0	0	2	2	0	0	1	0	0	0	0	0		
Team																		
Totals			25-54	12-31	14-17	8	25	33	16	16	76	23	8	4	4	0		

Technical Fouls: NONE

Shooting By Period	
1 st FG%	14-29 48.3%
3PT%	8-17 47.1%
FT%	5-6 83.3%
2 nd FG%	11-25 44.0%
3PT%	4-14 28.6%
FT%	9-11 81.8%
GM FG%	25-54 46.3%
3PT%	12-31 38.7%
FT%	14-17 82.4%

Dead Ball Rebounds: 2.0

Ole Miss - 78

Record: 21-9 (10-7)

NO. Name	Min	FG		3P		FT		Rebounds		Fouls		TP	AS	TO	ST	Blocks		+/-
		M/A	M/A	M/A	M/A	OR	DR	OR	DR	FF	FD					BS	BA	
0 Malik Dia	F	16:27	5-7	1-1	2-4	1	4	5	3	2	13	0	0	0	0	1	-4	
3 Sean Pedulla	G	35:59	3-11	1-5	0-0	2	2	4	0	2	7	6	2	0	1	-3		
5 Jaylen Murray	G	25:30	4-10	1-3	0-1	0	2	2	2	1	9	2	1	0	0	6		
11 Matthew Murrell	G	33:08	5-12	1-5	1-1	0	4	4	1	1	12	1	1	1	0	1		
14 Dre Davis	G	29:20	5-13	1-4	2-2	5	5	10	5	3	13	3	1	2	0	2		
4 Jaemyn Brakefield	F	23:42	8-9	0-1	3-3	1	1	2	3	3	19	2	0	0	0	8		
7 Davon Barnes	F	23:38	0-3	0-0	0-0	2	1	3	1	0	0	0	0	0	0	1		
1 Mkeal Brown-Jones	F	08:11	1-3	0-0	3-3	0	1	1	2	3	5	1	0	0	0	-6		
8 Eduardo Kialke	F	04:05	0-0	0-0	0-0	0	0	0	0	0	0	0	0	0	0	1		
Team																		
Totals			31-68	5-19	11-14	15	22	37	16	16	78	15	5	3	0	4		

Technical Fouls: NONE

Shooting By Period	
1 st FG%	12-39 30.8%
3PT%	4-11 36.4%
FT%	3-3 100%
2 nd FG%	10-27 37.0%
3PT%	3-10 30.0%
FT%	17-22 77.3%
GM FG%	22-66 33.3%
3PT%	7-21 33.3%
FT%	29-35 80.6%

Dead Ball Rebounds: 1.1

TN

OM

Points from

Turnovers

Paint

Second Chance

Fast Breaks

Bench

TN

OM

Points from

Game Notes: After review, 2-pt FG by Dre Davis at 4:11

GAME 31 • at FLORIDA • MARCH 8



Official Basketball Box Score - Final
Ole Miss at Florida
 03/08/25 Ervick Center at Stephen C. O'Connell Center, Gainesville
 2024-25 Men's Basketball

Game Time: 6:00 PM
 Game Duration: 2:04
 Attendance: 11,191

Officials: Steven Anderson, Todd Austin, Mike Nance

Ole Miss - 71

Record: 21-10 (10-8)

NO. Name	Min	FG		3P		FT		Rebounds		Fouls		TP	AS	TO	ST	Blocks		+/-
		M/A	M/A	M/A	M/A	OR	DR	OR	DR	FF	FD					BS	BA	
0 Malik Dia	F	17:25	2-8	1-2	4-6	5	3	9	1	4	9	0	1	0	0	0	3	
3 Sean Pedulla	G	28:43	7-13	4-6	4-4	1	2	3	4	3	22	1	2	1	0	-11		
5 Jaylen Murray	G	31:12	5-12	0-4	2-2	0	1	4	2	12								

GAME 34 • SEC TOURNAMENT • VS. AUBURN • MARCH 14



Official Basketball Box Score - Final
Ole Miss at Auburn
 03/14/25 Bridgestone Arena, Nashville
 2024-25 Men's Basketball

Game Time: 12:02 PM
 Game Duration: 2:11

Officials: Pat Adams, Bart Lemox, Steven Anderson

Ole Miss - 57

Record: 22-11

NO.	Name	Min	FG		3P		FT		Rebounds		Fouls		TP	AS	TO	ST	Blocks		+/-
			M/A	M/A	M/A	M/A	OR	DR	OR	DR	PF	FF					BS	BA	
0	Malik Dia	F 30:10	3-11	1-3	3-4	0	0	1	1	2	2	3	10	1	0	3	0	1	5
3	Sean Pedulla	G 33:08	6-13	0-5	0-0	0	1	1	3	2	12	0	3	1	0	1	0	1	-4
5	Jaylen Murray	G 31:37	3-10	0-4	4-4	0	2	2	2	4	10	2	1	5	0	1	2	2	
11	Matthew Murrell	G 28:17	0-5	0-4	2-2	0	0	3	3	2	2	0	0	1	0	0	0	-1	
14	Dre Davis	G 30:17	5-9	1-3	1-3	1	5	6	3	3	12	2	4	0	1	0	0	-2	
4	Jaemyn Brakefield	22:32	2-4	1-2	1-2	0	0	3	1	2	6	1	1	1	0	0	0	-13	
7	Davon Barnes	22:39	1-2	1-2	2-2	1	1	2	3	1	5	0	0	0	0	0	0	-5	
8	Eduardo Klatke	01:20	0-0	0-0	0-0	0	0	0	0	0	0	0	0	0	0	0	0	-3	
Team			2		2		4		0		0		1						
Totals			20-53	4-23	13-17	7	21	28	17	17	57	6	10	10	1	3	5		

Shooting By Period

1 st FG%	7-26	26.9%
3PT%	3-15	20.0%
FT%	5-6	83.3%
2 nd FG%	13-27	48.1%
3PT%	1-8	12.5%
FT%	8-11	72.7%
GM FG%	20-53	37.7%
3PT%	4-23	17.4%
FT%	13-17	76.5%

Dead Ball Rebounds: 2, 0

Technical Fouls: NONE

Auburn - 62

Record: 28-4

NO.	Name	Min	FG		3P		FT		Rebounds		Fouls		TP	AS	TO	ST	Blocks		+/-
			M/A	M/A	M/A	M/A	OR	DR	OR	DR	PF	FF					BS	BA	
5	Chris Moore	F 15:49	0-1	0-1	0-1	1	1	2	2	0	0	2	0	0	0	0	0	6	
4	John Broome	C 35:03	8-14	0-2	7-10	4	11	15	2	7	23	1	3	1	0	0	0	10	
44	Dylan Cardwell	C 12:42	0-0	0-0	0-0	0	0	0	0	0	0	0	0	2	1	0	0	-9	
2	Denver Jones	G 30:43	5-9	2-5	1-1	0	2	2	2	12	13	2	1	0	0	0	0	11	
13	Miles Kelly	G 34:39	4-10	1-6	0-0	0	3	3	1	1	9	2	2	0	1	0	2	2	
10	Chad Baker-Mazara	22:30	2-5	1-2	2-3	0	0	0	4	4	7	6	1	1	0	0	0	-3	
31	Chaney Johnson	26:15	1-5	1-1	0-0	2	5	7	1	2	3	0	0	3	2	0	0	11	
0	Tahaad Pettiford	17:38	2-6	1-4	0-0	0	4	4	2	0	5	1	2	1	1	0	0	-4	
3	Jahaq Howard	00:30	0-0	0-0	0-0	0	0	0	0	0	0	0	0	0	0	0	0	0	
8	Jarheim Hudson	04:11	1-2	0-0	0-0	1	1	2	1	0	2	0	0	0	1	0	0	1	
Team			14		10		15		11		1		1		1				
Totals			23-51	8-21	10-15	10	28	38	17	17	62	14	15	8	3	1	5		

Shooting By Period

1 st FG%	10-28	35.7%
3PT%	3-12	25.0%
FT%	6-8	75%
2 nd FG%	13-23	56.5%
3PT%	3-9	33.3%
FT%	4-7	57.1%
GM FG%	23-51	45.1%
3PT%	6-21	28.6%
FT%	10-15	66.7%

Dead Ball Rebounds: 2, 0

Technical Fouls: NONE

	OM		AUB		Points from Turnovers	18	6	Period by Period Scoring
	1st	2nd	TOT	TOT				
Biggest lead	5 (1 st 13:04)		10 (2 nd 3:00)		Paint	26	26	
Best Scoring Run	7 (2 nd 6:56)		8 (2 nd 3:00)		Second Chance	11	4	
Lead Changes	5		5		Fast Breaks	12	2	
Times Tied	4		4		Bench	11	17	
Time with Lead	06:03	29:24						

GAME 34 • NCAA TOURNAMENT • VS. NORTH CAROLINA • MARCH 21



Official Basketball Box Score - Final
North Carolina at Ole Miss
 03/21/25 Fiserv Forum, Milwaukee
 2024-25 Men's Basketball

Game Time: 3:05 PM
 Game Duration: 2:14
 Attendance: 16,889

Officials: Brian Dorsey, Job Harness, DeDe Carr

North Carolina - 64

Record: 23-14

NO.	Name	Min	FG		3P		FT		Rebounds		Fouls		TP	AS	TO	ST	Blocks		+/-
			M/A	M/A	M/A	M/A	OR	DR	OR	DR	PF	FF					BS	BA	
22	Ven-Allen Lubin	F 16:06	6-7	0-0	2-2	0	2	2	5	0	14	0	0	0	0	1	0	0	-8
24	Jae'Lyn Withers	F 15:35	1-3	1-2	2-3	0	2	2	1	5	5	1	2	0	0	0	0	0	-16
3	Eliot Cadeau	G 35:16	1-8	1-4	1-2	1	3	4	3	1	4	8	3	4	0	1	1	1	
4	RJ Davis	G 36:55	6-17	1-8	2-4	0	3	3	1	3	15	3	0	1	0	1	0	1	
9	Drake Powell	G 36:58	3-11	2-4	0-0	2	5	7	1	0	8	4	0	1	1	0	0	2	
7	Seoh Trimble	G 27:10	3-8	0-3	3-3	0	4	4	6	9	0	1	1	1	0	0	5		
11	Ian Jackson	09:39	0-3	0-2	1-2	0	0	0	2	1	1	0	2	1	0	0	0	-10	
13	Jalen Washington	17:13	4-5	0-0	0-0	3	5	8	2	1	8	0	1	0	1	1	6		
5	Cade Tyson	05:08	0-1	0-1	0-0	0	0	0	0	0	0	0	1	0	1	0	0	-1	
Team			3		1		4		0		0		0		0				
Totals			24-63	5-24	11-16	9	25	34	19	17	64	17	9	9	3	3	7		

Shooting By Period

1 st FG%	9-26	34.6%
3PT%	3-11	27.3%
FT%	5-10	50%
2 nd FG%	15-37	40.5%
3PT%	2-13	15.4%
FT%	6-6	100%
GM FG%	24-63	38.1%
3PT%	5-24	20.8%
FT%	11-16	68.8%

Dead Ball Rebounds: 3, 0

Technical Fouls: NONE

Ole Miss - 71

Record: 23-11

NO.	Name	Min	FG		3P		FT		Rebounds		Fouls		TP	AS	TO	ST	Blocks		+/-
			M/A	M/A	M/A	M/A	OR	DR	OR	DR	PF	FF					BS	BA	
0	Malik Dia	F 17:51	3-4	0-0	2-3	0	5	5	3	2	8	0	2	0	1	0	0	3	
3	Sean Pedulla	G 34:45	7-14	2-4	4-5	0	6	6	0	6	20	5	5	2	0	0	4	4	
5	Jaylen Murray	G 27:42	2-8	1-3	2-3	1	2	3	2	2	7	2	1	0	0	0	0	13	
11	Matthew Murrell	G 37:22	3-8	0-3	2-3	0	6	6	3	3	8	2	1	2	1	1	4		
14	Dre Davis	G 27:52	6-9	3-4	0-1	5	3	8	4	1	15	0	1	0	1	0	0		
4	Jaemyn Brakefield	27:06	3-8	2-5	4-6	2	1	3	1	4	12	4	3	0	0	1	5		
7	Davon Barnes	18:54	0-2	0-0	1-2	1	3	4	4	1	1	0	1	1	0	0	6		
8	Eduardo Klatke	08:28	0-1	0-1	0-0	0	4	4	0	0	0	0	0	1	0	0	0		
Team			10		1		1		0		0		0		0				
Totals			24-54	8-20	15-23	9	31	40	17	19	71	13	14	6	3	3	7		

Shooting By Period

1 st FG%	14-27	51.9%
3PT%	7-13	53.8%
FT%	9-13	69.2%
2 nd FG%	10-27	37.0%
3PT%	1-7	14.3%
FT%	6-10	60%
GM FG%	24-54	44.4%
3PT%	8-20	40%
FT%	15-23	65.2%

Dead Ball Rebounds: 4, 1

Technical Fouls: NONE

	UNC		OM		Points from Turnovers	16	10	Period by Period Scoring
	1st	2nd	TOT	TOT				
Biggest lead	0 (1 st 20:00)		22 (2 nd 19:15)		Paint	32	24	
Best Scoring Run	11 (2 nd 8:07)		6 (1 st 16:49)		Second Chance	7	3	
Lead Changes	0		0		Fast Breaks	11	4	
Times Tied	0		0		Bench	18	13	
Time with Lead	00:00	39:02						

GAME 35 • NCAA TOURNAMENT • VS. IOWA STATE • MARCH 23



Official Basketball Box Score - Final
Ole Miss at Iowa St.
 03/23/25 Fiserv Forum, Milwaukee
 2024-25 Men's Basketball

Game Time: 6:45 PM
 Game Duration: 2:11
 Attendance: 16,829

Officials: Keith Kimble, John Gaffney, KB Burdett

Ole Miss - 91

Record: 24-11

NO.	Name	Min	FG		3P		FT		Rebounds		Fouls		TP	AS	TO	ST	Blocks		+/-
			M/A	M/A	M/A	M/A	OR	DR	OR	DR	PF	FF					BS	BA	
0	Malik Dia	F 25:58	8-14	2-2	0-2	2	6	8	3	3	18	1	1	2	0	0	0	4	
3	Sean Pedulla	G 37:24	6-13	3-8	5-6	0	2	2	2										

CAREER HIGHS

0 MALIK DIA | Jr. • F • 6-9 • 250

Points: 32, vs. Drake (1/7/24)
Rebounds: 19, at #4 Alabama (1/14/25)
Assists: 5, vs. Indiana St. (1/31/24)
Steals: 3, 5x, MR: vs. #3 Auburn (3/14/25)
Blocks: 3, 4x, MR: vs. #1 Auburn (2/1/25)
Field Goals: 11, at #4 Alabama (1/14/25)
Free Throws: 8, at Valparaiso (2/10/24)
Three Pointers: 5, vs. Drake (1/7/24)

4 JAEMYN BRAKEFIELD | Sr. • F • 6-8 • 225

Points: 28, vs. Florida (1/10/24)
Rebounds: 13, vs. Mount St. Mary's (12/5/23)
Assists: 6, 2x, MR: vs. Mississippi St. (1/30/24)
Steals: 4, 2x, MR: vs. Southern Miss (12/14/24)
Blocks: 4, 2x, MR: vs. Memphis (12/2/23)
Field Goals: 11, 2x, MR: Florida (1/10/24)
Free Throws: 10, 2x, MR: at Missouri (3/2/24)
Three Pointers: 5, vs. California (12/16/23)

7 DAVON BARNES | Sr. • G • 6-4 • 205

Points: 30, at Samford (11/20/22)
Rebounds: 11, vs. Southern Miss (12/14/24)
Assists: 8, vs. Jackson St. (1/16/23)
Steals: 3, 3x, MR: at #4 Alabama (1/14/25)
Blocks: 3, 2x, MR: vs. Long Island (11/4/24)
Field Goals: 10, at Samford (11/20/22)
Free Throws: 10, at Ark.-Pine Bluff (1/7/23)
Three Pointers: 5, vs. Middle Tenn. St. (3/2/24)

11 MATTHEW MURRELL | Sr. • G • 6-4 • 205

Points: 31, vs. Mississippi St. (1/08/22)
Rebounds: 9, 4x, MR: at LSU (2/8/25)
Assists: 7, vs. FAU (11/11/22)
Steals: 10, vs. Troy (12/19/23)
Blocks: 2, 3x, MR: vs. Arkansas (1/24/24)
Field Goals: 10, vs. Mississippi St. (1/08/22)
Free Throws: 9, 2x, MR: at Auburn (2/22/23)
Three Pointers: 8, vs. Texas A&M (2/28/23)

22 MAX SMITH | Sr. • G • 6-1 • 175

Points: --
Rebounds: --
Assists: --
Steals: --
Blocks: --
Field Goals: --
Free Throws: --
Three Pointers: --

1 MIKEAL BROWN-JONES | Sr. • F • 6-8 • 225

Points: 39, 2x, MR: at Western Caro. (1/24/24)
Rebounds: 16, vs. Mercer (1/27/24)
Assists: 3, vs. Eastern Ky. (12/7/23)
Steals: 3, 2x, MR: vs. Long Island (11/4/24)
Blocks: 4, 2x, MR: vs. ETSU (3/9/24)
Field Goals: 14, vs. The Citadel (1/17/24)
Free Throws: 13, at Western Caro. (1/24/24)
Three Pointers: 4, 2x, MR: vs. Chattanooga (2/10/24)

5 JAYLEN MURRAY | Sr. • G • 5-11 • 165

Points: 28, vs. BYU (11/28/24)
Rebounds: 8, at Tennessee (1/6/24)
Assists: 11, vs. Mississippi State (1/30/24)
Steals: 5, vs. #3 Auburn (3/14/25)
Blocks: 2, 3x, MR: vs. Grambling State (11/8/24)
Field Goals: 10, vs. BYU (11/28/24)
Free Throws: 7, Mount St. Mary's (12/5/23)
Three Pointers: 6, vs. Southern (12/17/24)

8 EDUARDO KLAFKE | Fr. • G • 6-5 • 195

Points: 8, vs. #12 Purdue (11/29/24)
Rebounds: 4, vs. North Carolina (3/21/25)
Assists: 2, 3x, MR: vs. LSU (1/11/25)
Steals: 2, 3x, MR: at Vanderbilt (2/22/25)
Blocks: 2, 3x, MR: at Vanderbilt (2/22/25)
Field Goals: 3, 2x, MR: at Louisville (12/3/24)
Free Throws: 2, 3x, MR: at #5 Florida (3/8/25)
Three Pointers: 2, 3x, MR: at Memphis (12/28/24)

14 DRE DAVIS | Sr. • G • 6-6 • 215

Points: 28, vs. DePaul (3/9/24)
Rebounds: 12, at DePaul (1/30/24)
Assists: 4, 5x, MR: vs. #22 Mississippi State (2/15/25)
Steals: 3, 7x, MR: at #15 Mississippi State (1/18/25)
Blocks: 5, vs. Georgia (1/4/25)
Field Goals: 11, vs. Georgetown (2/7/24)
Free Throws: 10, vs. BYU (11/28/24)
Three Pointers: 4, 2x, MR: vs. DePaul (3/9/24)

31 ZACH DAY | Fr. • G • 6-5 • 185

Points: --
Rebounds: --
Assists: --
Steals: --
Blocks: --
Field Goals: --
Free Throws: --
Three Pointers: --

3 SEAN PEDULLA | Sr. • G • 6-1 • 195

Points: 33, vs. Miami (1/13/24)
Rebounds: 10, vs. Miami (1/13/24)
Assists: 10, vs. Coppin St. (11/6/23)
Steals: 5, 2x, MR: vs. Oral Roberts (11/21/24)
Blocks: 3, vs. Southern (12/17/24)
Field Goals: 13, vs. Miami (1/13/24)
Free Throws: 14, vs. Florida State (2/13/24)
Three Pointers: 7, vs. South Alabama (11/12/24)

6 ROBERT COWHERD | So. • G • 6-4 • 210

Points: 4, vs. Sam Houston (11/17/23)
Rebounds: 2, vs. Alabama State (11/6/23)
Assists: 2, 2x, MR: at Tennessee (1/6/24)
Steals: 3, vs. Eastern Washington (11/10/23)
Blocks: 1, 4x, MR: vs. Oral Roberts (11/21/24)
Field Goals: 2, vs. Sam Houston (11/17/23)
Free Throws: --
Three Pointers: 1, 2x, MR: at Temple (11/22/23)

10 JOHN BOL | Fr. • F • 7-2 • 210

Points: 4, 3x, MR: at Memphis (12/28/24)
Rebounds: 4, 2x, MR: at #5 Florida (3/8/25)
Assists: --
Steals: --
Blocks: 2, vs. Long Island (11/4/24)
Field Goals: 2, 2x, MR: at Memphis (12/28/24)
Free Throws: 2, vs. Southern Miss (12/14/24)
Three Pointers: --

21 JA'VON BENSON | Sr. • F • 6-7 • 220

Points: 19, at William & Mary (3/2/24)
Rebounds: 14, at Campbell (2/22/24)
Assists: 3, at Northeastern (2/24/24)
Steals: 2, 2x, MR: at Eastern Mich. (12/21/23)
Blocks: 7, vs. Howard (2/3/24)
Field Goals: 8, at William & Mary (3/2/24)
Free Throws: 6, 2x, MR: at Northeastern (2/24/24)
Three Pointers: 1, 7x, MR: vs. Lindenwood (12/7/24)

55 CAM BRENT | Sr. • G • 5-4 • 125

Points: 2, 2x, MR: vs. Lindenwood (12/7/24)
Rebounds: 1, 3x, MR: vs. Southern Miss (12/14/24)
Assists: 1, vs. Texas A&M (3/9/24)
Steals: 1, vs. Texas A&M (3/9/24)
Blocks: --
Field Goals: 1, vs. Long Island (11/4/24)
Free Throws: 2, vs. Lindenwood (12/7/24)
Three Pointers: --

SEASON HIGHS

0 MALIK DIA | Jr. • F • 6-9 • 250

Points: 23, at #4 Alabama (1/14/25)
 Rebounds: 19, at #4 Alabama (1/14/25)
 Assists: 3, vs. #1 Auburn (2/1/25)
 Steals: 3, 5x, vs. vs. Arkansas (3/13/25)
 Blocks: 3, 3x, MR: vs. #1 Auburn (2/1/25)
 Field Goals: 11, at #4 Alabama (1/14/25)
 Free Throws: 5, 3x, MR: vs. Oklahoma (3/1/25)
 Three Pointers: 2, 8x, MR: vs. #14 Iowa State (3/23/25)

4 JAEMYN BRAKEFIELD | Sr. • F • 6-8 • 225

Points: 20, at #15 Mississippi State (1/18/25)
 Rebounds: 11, vs. Grambling State (11/8/24)
 Assists: 5, vs. Oral Roberts (11/21/24)
 Steals: 4, vs. Southern Miss (12/14/24)
 Blocks: 2, vs. Grambling State (11/8/24)
 Field Goals: 8, vs. #4 Tennessee (3/5/25)
 Free Throws: 7, 2x, MR: at #4 Alabama (1/14/25)
 Three Pointers: 3, 2x, MR: at #15 Mississippi State (1/18/25)

7 DAVON BARNES | Sr. • G • 6-4 • 205

Points: 13, vs. Oral Roberts (11/21/24)
 Rebounds: 11, vs. Southern Miss (12/14/24)
 Assists: 6, vs. Queens (12/21/24)
 Steals: 3, 2x, MR: at #4 Alabama (1/14/25)
 Blocks: 3, vs. Long Island (11/4/24)
 Field Goals: 5, 2x, MR: vs. Lindenwood (12/7/24)
 Free Throws: 6, vs. Texas (1/29/25)
 Three Pointers: 2, vs. Arkansas (3/13/25)

11 MATTHEW MURRELL | Sr. • G • 6-4 • 205

Points: 24, vs. #14 Kentucky (2/4/25)
 Rebounds: 9, at LSU (2/8/25)
 Assists: 6, vs. LSU (1/11/25)
 Steals: 7, vs. Grambling State (11/8/24)
 Blocks: 1, 7x, MR: vs. North Carolina (3/21/25)
 Field Goals: 8, vs. #14 Kentucky (2/4/25)
 Free Throws: 7, vs. #1 Auburn (2/1/25)
 Three Pointers: 6, vs. #14 Kentucky (2/4/25)

22 MAX SMITH | Sr. • G • 6-1 • 175

Points: --
 Rebounds: --
 Assists: --
 Steals: --
 Blocks: --
 Field Goals: --
 Free Throws: --
 Three Pointers: --

1 MIKEAL BROWN-JONES | Sr. • F • 6-8 • 225

Points: 14, 2x, MR: vs. Lindenwood (12/7/24)
 Rebounds: 6, at Memphis (12/28/24)
 Assists: 2, vs. Queens (12/21/24)
 Steals: 3, vs. Long Island (11/4/24)
 Blocks: 2, at South Carolina (2/12/25)
 Field Goals: 6, 2x, MR: vs. Lindenwood (12/7/24)
 Free Throws: 6, 2x, MR: at Memphis (12/28/24)
 Three Pointers: 2, vs. #12 Purdue (11/29/24)

5 JAYLEN MURRAY | Sr. • G • 5-11 • 165

Points: 28, vs. BYU (11/28/24)
 Rebounds: 6, at Arkansas (1/8/25)
 Assists: 10, vs. #14 Kentucky (2/4/25)
 Steals: 5, vs. #3 Auburn (3/14/25)
 Blocks: 2, vs. Grambling State (11/8/24)
 Field Goals: 10, vs. BYU (11/28/24)
 Free Throws: 6, vs. Colorado State (11/16/24)
 Three Pointers: 6, vs. Southern (12/17/24)

8 EDUARDO KLAFKE | Fr. • G • 6-5 • 195

Points: 8, vs. #12 Purdue (11/29/24)
 Rebounds: 4, vs. North Carolina (3/21/25)
 Assists: 2, 3x, MR: vs. LSU (1/11/25)
 Steals: 2, 3x, MR: at Vanderbilt (2/22/25)
 Blocks: 2, 3x, MR: at Vanderbilt (2/22/25)
 Field Goals: 3, 2x, MR: at Louisville (12/3/24)
 Free Throws: 2, 3x, MR: at #5 Florida (3/8/25)
 Three Pointers: 2, 3x, MR: at Memphis (12/28/24)

14 DRE DAVIS | Sr. • G • 6-6 • 215

Points: 22, at LSU (2/8/25)
 Rebounds: 10, vs. #4 Tennessee (3/5/25)
 Assists: 4, vs. #22 Mississippi State (2/15/25)
 Steals: 3, 4x, MR: at #15 Mississippi State (1/18/25)
 Blocks: 5, vs. Georgia (1/4/25)
 Field Goals: 9, at Louisville (12/3/24)
 Free Throws: 10, vs. BYU (11/28/24)
 Three Pointers: 3, vs. North Carolina (3/21/25)

31 ZACH DAY | Fr. • G • 6-5 • 185

Points: --
 Rebounds: --
 Assists: --
 Steals: --
 Blocks: --
 Field Goals: --
 Free Throws: --
 Three Pointers: --

3 SEAN PEDULLA | Sr. • G • 6-1 • 195

Points: 29, vs. #1 Auburn (2/1/25)
 Rebounds: 7, vs. Oral Roberts (11/21/24)
 Assists: 8, 2x, MR: vs. #14 Iowa State (3/23/25)
 Steals: 5, vs. Oral Roberts (11/21/24)
 Blocks: 3, vs. Southern (12/17/24)
 Field Goals: 10, vs. #1 Auburn (2/1/25)
 Free Throws: 6, 3x, MR: at #1 Auburn (2/1/25)
 Three Pointers: 7, vs. South Alabama (11/12/24)

6 ROBERT COWHERD | So. • G • 6-4 • 210

Points: --
 Rebounds: 1, 2x, MR: at Louisville (12/3/24)
 Assists: 1, 2x, MR: vs. Lindenwood (12/7/24)
 Steals: 1, 2x, MR: at #5 Florida (3/8/25)
 Blocks: 1, vs. Oral Roberts (11/21/24)
 Field Goals: --
 Free Throws: --
 Three Pointers: --

10 JOHN BOL | Fr. • F • 7-2 • 210

Points: 4, 3x, MR: at Memphis (12/28/24)
 Rebounds: 4, 2x, MR: at #5 Florida (3/8/25)
 Assists: --
 Steals: --
 Blocks: 2, vs. Long Island (11/4/24)
 Field Goals: 2, 2x, MR: at Memphis (12/28/24)
 Free Throws: 2, vs. Southern Miss (12/14/24)
 Three Pointers: --

21 JA'VON BENSON | Sr. • F • 6-7 • 220

Points: 7, vs. Lindenwood (12/7/24)
 Rebounds: 4, vs. Lindenwood (12/7/24)
 Assists: --
 Steals: 1, 2x, MR: vs. Southern (12/17/24)
 Blocks: 1, 2x, MR: at Memphis (12/28/24)
 Field Goals: 2, vs. Lindenwood (12/7/24)
 Free Throws: 2, 2x, MR: vs. Lindenwood (12/7/24)
 Three Pointers: 1, vs. Lindenwood (12/7/24)

55 CAM BRENT | Sr. • G • 5-4 • 125

Points: 2, 2x, MR: vs. Lindenwood (12/7/24)
 Rebounds: 1, 3x, MR: vs. Southern Miss (12/14/24)
 Assists: --
 Steals: --
 Blocks: --
 Field Goals: 1, vs. Long Island (11/4/24)
 Free Throws: 2, vs. Lindenwood (12/7/24)
 Three Pointers: --

O

Malik DIA

Murfreesboro, Tenn. • Ensworth • Belmont

Junior • Forward • 6-9 • 250

BIO

AT BELMONT - 2023-24 (SOPHOMORE): Played in 33 games with Belmont ... Named to the All-MVC Third Team ... An MVC All-Newcomer Team honoree ... Finished second on the team in scoring with an average of 16.9 per game ... Led the team with 193 rebounds and finished second with an average of 5.8 per contest ... Tied for the team lead in blocks with 26 while collecting 27 steals ... Shot 48.8 percent from the field ... Scored in double figures 29 times, including 12 games with 20 or more ... Recorded three double-doubles ... Scored a career-high 32 points on January 7 against Drake, connecting on a career-best five makes from three.

AT VANDERBILT 2022-23 (FRESHMAN): Spent his freshman season at Vanderbilt ... Played in 20 games for the Commodores, averaging just over eight minutes per game ... Finished with an average of 2.6 points and

1.6 rebounds per contest ... Pulled in a season-best 10 rebounds against Southeastern Louisiana on December 30 ... Scored a season-best 14 points in 21 minutes of action against Kentucky on January 24

HIGH SCHOOL: Ranked the No. 5 recruit in Tennessee and the nation's No. 28 power forward by Rivals ... A four-star recruit and the country's No. 31 power forward according to ESPN ... Named to the 2021 All-State First Team in Tennessee ... Averaged 22.7 points and 9.9 rebounds per game as a senior ... League MVP and league scorer in senior season ... Named to the All-Midstate First Team in 2022 by The Tennessean.

PERSONAL: Son of Sarah and Malik Dia ... Has three siblings, Khalif, Pape, and Aziz ... Born on February 4, 2004.

SEASON GAME-BY-GAME

Opponent	Date	GS	MIN	Total		3-Pointers		Free throws		Rebounds				PF	A	TO	BLK	STL	PTS	AVG	
				FG-FGA	PCT	3FG-3FGA	PCT	FT-FTA	PCT	OFF	DEF	TOT	AVG								
LIU	11/04/2024	*	11:16	2-5	.400	0-1	.000	3-5	.600	1	4	5	5.0	2	0	1	3	1	7	7.0	
Grambling	11/08/2024	*	12:24	2-6	.333	2-3	.667	2-2	1.000	0	3	3	4.0	2	1	0	0	0	8	7.5	
South Alabama	11/12/2024	*	25:04	2-8	.250	1-3	.333	0-0	.000	3	10	13	7.0	1	2	1	1	0	5	6.7	
vs Colorado St.	11/16/2024	*	18:26	5-7	.714	1-2	.500	0-0	.000	1	4	5	6.5	2	2	0	0	1	11	7.8	
Oral Roberts	11/21/2024	*	24:35	3-6	.500	1-2	.500	1-2	.500	2	6	8	6.8	3	1	1	0	0	8	7.8	
vs BYU	11/28/2024	*	16:10	2-6	.333	0-2	.000	1-2	.500	0	5	5	6.5	2	0	0	0	0	5	7.3	
vs Purdue	11/29/2024	*	10:04	2-5	.400	0-1	.000	0-0	.000	0	2	2	5.9	2	1	0	0	0	4	6.9	
at Louisville	12/03/2024	*	15:48	3-6	.500	0-0	.000	1-2	.500	1	5	6	5.9	3	2	1	0	2	7	6.9	
Lindenwood	12/07/2024	*	14:21	2-6	.333	1-2	.500	0-0	.000	2	2	4	5.7	2	1	0	1	0	5	6.7	
vs Southern Miss.	12/14/2024	*	20:46	3-9	.333	0-5	.000	3-4	.750	0	2	2	5.3	1	0	1	1	3	9	6.9	
Southern U.	12/17/2024	*	16:24	2-3	.667	0-0	.000	2-6	.333	3	3	6	5.4	1	1	2	2	1	6	6.8	
Queens (NC)	12/21/2024	*	15:21	2-7	.286	0-4	.000	2-2	1.000	1	4	5	5.3	2	1	0	0	1	6	6.8	
at Memphis	12/28/2024	*	14:32	4-7	.571	0-2	.000	3-3	1.000	2	4	6	5.4	4	1	0	0	0	11	7.1	
Georgia	01/04/2025	*	19:10	3-9	.333	1-3	.333	0-0	.000	3	4	7	5.5	1	0	2	3	0	7	7.1	
at Arkansas	01/08/2025	*	28:25	7-12	.583	2-4	.500	5-9	.556	1	7	8	5.7	4	1	0	1	0	21	8.0	
LSU	01/11/2025	*	25:35	8-14	.571	2-4	.500	1-2	.500	0	7	7	5.8	1	1	0	2	0	19	8.7	
at Alabama	01/14/2025	*	31:12	11-21	.524	0-3	.000	1-1	1.000	4	15	19	6.5	2	0	0	2	0	23	9.5	
at Mississippi St.	01/18/2025	*	18:23	3-5	.600	2-3	.667	0-0	.000	1	1	2	6.3	1	2	4	0	1	8	9.4	
Texas A&M	01/22/2025	*	29:16	6-9	.667	0-2	.000	0-0	.000	0	3	3	6.1	3	1	2	2	0	12	9.6	
at Missouri	01/25/2025	*	26:13	6-13	.462	0-3	.000	5-6	.833	1	7	8	6.2	4	1	1	1	2	17	10.0	
Texas	01/29/2025	*	16:19	1-6	.167	0-1	.000	2-4	.500	0	2	2	6.0	2	0	0	1	0	4	9.7	
Auburn	02/01/2025	*	32:02	3-9	.333	0-2	.000	3-4	.750	2	2	4	5.9	2	3	1	3	1	9	9.6	
Kentucky	02/04/2025	*	23:47	6-13	.462	2-4	.500	2-5	.400	0	4	4	5.8	1	0	0	2	1	16	9.9	
at LSU	02/08/2025	*	16:24	0-6	.000	0-1	.000	1-3	.333	0	2	2	5.7	2	0	0	0	0	1	9.5	
at South Carolina	02/12/2025	*	21:07	7-12	.583	2-3	.667	2-4	.500	1	2	3	5.6	4	0	1	1	0	18	9.9	
Mississippi St.	02/15/2025	*	17:23	2-6	.333	1-3	.333	4-6	.667	1	7	8	5.7	2	0	1	1	2	9	9.8	
at Vanderbilt	02/22/2025	*	30:12	8-12	.667	2-4	.500	4-5	.800	2	5	7	5.7	3	1	1	2	2	22	10.3	
at Auburn	02/26/2025	*	19:01	3-7	.429	1-1	1.000	4-4	1.000	1	1	2	5.6	2	0	1	0	0	11	10.3	
Oklahoma	03/01/2025	*	14:03	2-6	.333	1-3	.333	5-6	.833	2	2	4	5.5	2	1	1	0	0	10	10.3	
Tennessee	03/05/2025	*	16:27	5-7	.714	1-1	1.000	2-4	.500	1	4	5	5.5	3	0	0	0	0	13	10.4	
at Florida	03/08/2025	*	17:25	2-8	.250	1-2	.500	4-6	.667	5	3	8	5.6	1	0	1	0	0	9	10.4	
vs Arkansas	03/13/2025	*	32:01	7-8	.875	1-1	1.000	4-7	.571	2	6	8	5.7	4	1	1	0	3	19	10.6	
vs Auburn	03/14/2025	*	30:10	3-11	.273	1-3	.333	3-4	.750	3	4	7	5.7	2	1	0	0	3	10	10.6	
vs North Carolina	03/21/2025	*	17:51	3-4	.750	0-0	.000	2-3	.667	0	5	5	5.7	3	0	2	1	0	8	10.5	
vs Iowa St.	03/23/2025	*	25:58	8-14	.571	2-2	1.000	0-2	.000	2	6	8	5.7	3	1	1	0	2	18	10.7	
Totals			35	723:35	138-293	.471	28-80	.350	72-113	.637	48	153	201	5.7	79	27	27	30	25	376	10.7

Player Averages

Games Played	Minutes/game	Points/game	FG Pct	3FG Pct	FT Pct	Rebounds/game	Assists/game	Turnovers/game	Assist/Turnover ratio	Steals/game	Blocks/game
35	20.7	10.7	47.1	35.0	63.7	5.7	0.8	0.8	1.0	0.7	0.9

CAREER STATS

SEASON	TEAM	GP-GS	MIN/AVG	Field Goals		3-Point		F-Throws		Rebounds				Scoring						
				FG-FGA	FG%	3FG-3FGA	3FG%	FT-FTA	FT%	OFF	DEF	TOT	AVG	PF-FO	A	TO	BLK	STL	PTS	AVG
2022-23	VU	20-0	170/8.5	19-63	.302	12-34	.353	1-2	.500	9	22	31	1.6	24-0	4	10	8	5	51	2.6
2023-24	BEL	33-24	763/23.1	210-430	.488	44-129	.341	95-149	.638	47	146	193	5.8	78-0	39	89	26	27	559	16.9
2024-25	UM	35-35	724/20.7	138-293	.471	28-80	.350	72-113	.637	48	153	201	5.7	79-0	27	27	30	25	376	10.7
TOTAL FOR UM		35-35	724/20.7	138-293	.471	28-80	.350	72-113	.637	48	153	201	5.7	79-0	27	27	30	25	376	10.7
TOTAL		88-59	1657/18.8	367-786	.467	84-243	.346	168-264	.636	104	321	425	4.8	181-0	70	126	64	57	986	11.2

THE DIA FILE	
BIRTHDAY	FEBRUARY 4, 2004
MAJOR	MULTI-DISCIPLINARY STUDIES

CAREER HIGHS	
Points:	32, vs. Drake (1/7/24)
Rebounds:	19, at #4 Alabama (1/14/25)
Assists:	5, vs. Indiana St. (1/31/24)
Steals:	3, 5x, MR: vs. #3 Auburn (3/14/25)
Blocks:	3, 4x, MR: vs. #1 Auburn (2/1/25)
Field Goals:	11, at #4 Alabama (1/14/25)
Free Throws:	8, at Valparaiso (2/10/24)
Three Pointers:	5, vs. Drake (1/7/24)

SEASON HIGHS	
Points:	23, at #4 Alabama (1/14/25)
Rebounds:	19, at #4 Alabama (1/14/25)
Assists:	3, vs. #1 Auburn (2/1/25)
Steals:	3, 5x, vs. vs. Arkansas (3/13/25)
Blocks:	3, 3x, MR: vs. #1 Auburn (2/1/25)
Field Goals:	11, at #4 Alabama (1/14/25)
Free Throws:	5, 3x, MR: vs. Oklahoma (3/1/25)
Three Pointers:	2, 8x, MR: vs. #14 Iowa State (3/23/25)

SEASON SUPERLATIVES	
Double-Figure Points:	16x
Double-Figure Rebounds:	2x
Double-Doubles:	1x
5+ Rebounds:	22x
5+ Assists:	--
Led Team in Points:	7x
Led Team in Rebounds:	16x
Led Team in Assists:	--

1 Mikeal BROWN-JONES

North Philadelphia, Pa. • IMG Academy • UNC Greensboro
Senior • Forward • 6-8 • 225



BIO

AT UNC GREENSBORO 2023-24 (SENIOR*) AND 2022-23 (JUNIOR): In two seasons with UNCG, played in 59 games and scored 842 points ... Averaged 5.8 rebounds per game and totaled 40 blocks and 28 steals on the defensive end ... A 2024 First Team All-SoCon selection ... Started all 28 games he played in last year ... Led the team and ranked second in the conference in scoring with an average of 18.9 per game in 2023-24 ... Finished as the team leader in rebounding with an average of 7.5 per contest, ranking sixth in the conference in 2023-24 ... Paced UNCG in blocks with 24 ... Posted six double-doubles on the season ... Scored a career-high 39 points twice, first against The Citadel on January 17 and again on January 24 at Western Carolina ... Pulled in a season-high 16 rebounds on January 27 against Mercer while scoring 19 points ... Saw action in 31 games, making two starts as junior ... Averaged 10.1 points and 4.4 rebounds per game ... Scored a season-best 20 points against Elon on December 3 ... Pulled in a season-high 11 rebounds on December 31 against Wofford.

AT VCU - 2021-22 (SOPHOMORE) AND 2020-21 (FRESHMAN): Spent two seasons at VCU where he saw action in 54 games, scoring 173 points and grabbing 128 boards ... Played in 29 games and made two starts as sophomore ... Saw action in 25 games as a freshman.

HIGH SCHOOL: Ranked as the No. 5 player coming out of the state of Pennsylvania in high school by On3 and ESPN ... Averaged 17.9 points and 7.1 rebounds while shooting 61 percent from the field and 39 percent from three as a senior at IMG Academy ... Helped lead IMG Academy to a 50-8 record over two seasons, earning a victory in the Geico High School National Championship in 2018-19 ... As a sophomore at Girard College in Philadelphia, helped lead the team to the PIAA Class A State Championship game, averaging 22.0 points, 8.8 rebounds, and 2.3 blocks per game.

PERSONAL: Son of Johnathan Stewart and Adrienne Jones ... Born on February 22, 2001 ... Has four siblings ... Currently pursuing a master's degree in intercollegiate athletic administration.

THE BROWN-JONES FILE

BIRTHDAY	FEBRUARY 22, 2001
MAJOR	ATHLETIC ADMINISTRATION (MASTER'S)

CAREER HIGHS

Points: 39, 2x, MR: at Western Caro. (1/24/24)
Rebounds: 16, vs. Mercer (1/27/24)
Assists: 3, vs. Eastern Ky. (12/7/23)
Steals: 3, 2x, MR: vs. Long Island (11/4/24)
Blocks: 4, 2x, MR: vs. ETSU (3/9/24)
Field Goals: 14, vs. The Citadel (1/17/24)
Free Throws: 13, at Western Caro. (1/24/24)
Three Pointers: 4, 2x, MR: vs. Chattanooga (2/10/24)

SEASON HIGHS

Points: 14, 2x, MR: vs. Lindenwood (12/7/24)
Rebounds: 6, at Memphis (12/28/24)
Assists: 2, vs. Queens (12/21/24)
Steals: 3, vs. Long Island (11/4/24)
Blocks: 1, 10x, MR: vs. #13 Texas A&M (1/22/25)
Field Goals: 6, 2x, MR: vs. Lindenwood (12/7/24)
Free Throws: 6, 2x, MR: at Memphis (12/28/24)
Three Pointers: 2, vs. #12 Purdue (11/29/24)

SEASON SUPERLATIVES

Double-Figure Points: 3x
Double-Figure Rebounds: --
Double-Doubles: --
5+ Rebounds: 1x
5+ Assists: --
Led Team in Points: --
Led Team in Rebounds: 2x
Led Team in Assists: --

SEASON GAME-BY-GAME

Opponent	Date	GS	MIN	Total			3-Pointers			Free throws			Rebounds			PF	A	TO	BLK	STL	PTS	AVG
				FG-FGA	PCT	3FG-3FGA	PCT	FT-FTA	PCT	OFF	DEF	TOT	AVG									
LIU	11/04/2024		10:24	1-2	.500	0-0	.000	3-5	.600	1	1	2	2.0	0	0	1	0	3	5	5.0		
Grambling	11/08/2024		05:11	0-3	.000	0-1	.000	0-0	.000	0	0	0	1.0	2	0	1	1	0	0	2.5		
South Alabama	11/12/2024		12:49	0-4	.000	0-1	.000	1-2	.500	0	1	1	1.0	1	0	2	1	0	1	2.0		
vs Colorado St.	11/16/2024		12:08	4-5	.800	0-1	.000	6-9	.667	1	0	1	1.0	2	0	0	2	14	5.0			
Oral Roberts	11/21/2024	*	15:46	6-9	.667	0-1	.000	0-0	.000	3	0	3	1.4	3	1	2	0	0	12	6.4		
vs BYU	11/28/2024		16:24	4-6	.667	0-0	.000	0-0	.000	2	2	4	1.8	5	0	0	1	0	8	6.7		
vs Purdue	11/29/2024		10:07	2-3	.667	2-2	1.000	0-0	.000	1	1	2	1.9	2	0	2	0	0	6	6.6		
at Louisville	12/03/2024		14:44	0-2	.000	0-2	.000	5-6	.833	0	2	2	1.9	2	0	1	1	1	5	6.4		
Lindenwood	12/07/2024		16:47	6-7	.857	0-0	.000	2-3	.667	1	1	2	1.9	3	0	0	1	0	14	7.2		
vs Southern Miss.	12/14/2024		16:34	1-4	.250	0-0	.000	2-2	1.000	3	1	4	2.1	3	1	1	1	1	4	6.9		
Southern U.	12/17/2024		11:29	0-0	.000	0-0	.000	5-6	.833	0	2	2	2.1	3	1	3	1	0	5	6.7		
Queens (NC)	12/21/2024		13:36	2-2	1.000	0-0	.000	0-0	.000	0	1	1	2.0	1	2	0	0	0	4	6.5		
at Memphis	12/28/2024		12:09	1-3	.333	0-0	.000	6-6	1.000	1	5	6	2.3	2	0	0	1	0	8	6.6		
Georgia	01/04/2025		04:05	0-0	.000	0-0	.000	0-0	.000	0	1	1	2.2	0	0	0	1	0	0	6.1		
at Mississippi St.	01/18/2025		09:03	0-0	.000	0-0	.000	0-1	.000	1	3	4	2.3	2	1	0	0	0	0	5.7		
Texas A&M	01/22/2025		05:43	0-1	.000	0-0	.000	0-0	.000	0	1	1	2.3	1	1	0	1	0	0	5.4		
at Missouri	01/25/2025		10:37	2-2	1.000	0-0	.000	2-2	1.000	0	0	0	2.1	3	0	2	0	0	6	5.4		
Texas	01/29/2025		01:44	0-1	.000	0-0	.000	0-0	.000	0	0	0	2.0	1	0	0	0	0	0	5.1		
Auburn	02/01/2025		05:26	1-2	.500	0-0	.000	1-2	.500	1	0	1	1.9	1	0	0	0	1	3	5.0		
Kentucky	02/04/2025		06:05	1-2	.500	0-1	.000	0-0	.000	0	2	2	2.0	2	0	0	0	0	2	4.9		
at LSU	02/08/2025		06:06	0-0	.000	0-0	.000	0-0	.000	0	0	0	1.9	0	1	0	0	0	0	4.6		
at South Carolina	02/12/2025		15:32	0-2	.000	0-0	.000	0-0	.000	1	3	4	2.0	3	1	0	2	1	0	4.4		
Mississippi St.	02/15/2025		10:50	2-4	.500	0-1	.000	2-3	.667	0	0	0	1.9	2	0	0	1	0	0	6.4		
at Vanderbilt	02/22/2025		05:09	0-0	.000	0-0	.000	0-0	.000	0	0	0	1.8	1	0	0	1	0	0	4.3		
at Auburn	02/26/2025		10:09	0-2	.000	0-0	.000	4-4	1.000	0	0	0	1.7	4	0	0	1	0	4	4.3		
Oklahoma	03/01/2025		02:11	0-0	.000	0-0	.000	0-0	.000	0	0	0	1.7	0	1	1	0	0	0	4.1		
Tennessee	03/05/2025		08:11	1-3	.333	0-0	.000	3-3	1.000	0	1	1	1.6	2	1	0	0	0	5	4.1		
at Florida	03/08/2025		12:45	0-2	.000	0-1	.000	2-4	.500	1	1	2	1.6	2	0	1	0	0	2	4.1		
Totals		1	281:44	34-71	.479	2-11	.182	44-58	.759	17	29	46	1.6	53	11	17	15	9	114	4.1		

Player Averages

Games Played	Minutes/game	Points/game	FG Pct	3FG Pct	FT Pct	Rebounds/game	Assists/game	Turnovers/game	Assist/Turnover ratio	Steals/game	Blocks/game
28	10.1	4.1	47.9	18.2	75.9	1.6	0.4	0.6	0.6	0.3	0.5

CAREER STATS

SEASON	TEAM	GP-GS	MIN/AVG	Field Goals		3-Point		F-Throws		Rebounds				Scoring						
				FG-FGA	FG%	3FG-3FGA	3FG%	FT-FTA	FT%	OFF	DEF	TOT	AVG	PF-FO	A	TO	BLK	STL	PTS	AVG
2020-21	VCU	25-0	212/8.5	20-49	.408	2-11	.182	16-25	.640	18	35	53	2.1	29-0	9	19	6	3	58	2.3
2021-22	VCU	29-2	317/10.9	42-76	.553	3-13	.231	28-43	.651	24	51	75	2.6	41-0	9	19	14	10	115	4.0
2022-23	UNCG	31-2	656/21.2	116-194	.598	7-24	.292	75-98	.765	43	92	135	4.4	81-4	19	39	16	11	314	10.1
2023-24	UNCG	28-28	793/28.3	174-322	.540	25-58	.431	155-197	.787	59	151	210	7.5	73-1	30	48	24	17	528	18.9
2024-25	UM	28-1	282/10.1	34-71	.479	2-11	.182	44-58	.759	17	29	46	1.6	53-1	11	17	15	9	114	4.1
TOTAL FOR UM		28-1	282/10.1	34-71	.479	2-11	.182	44-58	.759	17	29	46	1.6	53-1	11	17	15	9	114	4.1
TOTAL		141-33	2259/16.0	386-712	.542	39-117	.333	318-421	.755	161	358	519	3.7	277-6	78	142	75	50	1129	8.0

3 Sean PEDULLA

Edmond, Okla. • Edmond Memorial • Virginia Tech

Senior • Guard • 6-1 • 195

BIO

AT - VIRGINIA TECH 2023-24 (JUNIOR), 2022-23 (SOPHOMORE) AND 2021-22 (FRESHMAN): A three-year member of the Hokies, where he played in 102 games and averaged 12.1 points per game ... Dished out 325 assists for an average of 3.2 per contest, while pulling in 3.0 rebounds per game ... Named to the All-ACC Third Team as a junior ... An All-ACC Academic Team honoree as junior and sophomore ... Played and started in 32 games for Virginia Tech as senior ... Led the Hokies in scoring at 16.4 points per game and ranked eighth in the ACC in conference-game scoring with a clip of 17.3 points per contest ... Reached double-digit scoring 25 times, including eight games with 20-plus ... Team leader in assists with 148, the third-most in the ACC ... Named ACC Player of the Week on January 15 after scoring 32 against No. 21 Clemson and 33 against Miami ... Started all 34 games for Virginia Tech at point guard as sophomore... Finished second on the team in scoring at 15.0 points per game ... Improved his scoring average as a sophomore from a freshman by 9.6 points, second-best in the ACC ... Reached double figures in scoring in the first 18 games of the season, the first player at Virginia Tech to do that since 2012-13 ... Finished second on

the team with 130 assists ... Finished second on the team in made three-pointers with 67 ... Saw action in all 36 games as a freshman ... Scored 13 points in 15 minutes of action in Virginia Tech's win over Notre Dame in the ACC Tournament quarterfinals ... Dropped 19 points and went 10-10 from the free-throw line in the team's first-round matchup with Texas at the NCAA Tournament.

HIGH SCHOOL: Ranked the second-best player in the state of Oklahoma and 25th-best point guard nationally by 247Sports ... Ranked the No. 165 recruit in the nation by 247Sports in the 2021 class ... Guided Edmond Memorial to three state tournaments ... A two-time all-state selection ... Named the COAC Offensive player of the Year as a senior after averaging 17.6 points per game.

PERSONAL: Son of Dominic and Bernadette Pedulla ... Has eight siblings: Rita, JJ, Claire, Edmund, Brendan, Mary, Ciaran, and DJ ... Born on October 10, 2002 ... Earning his certificate in sports administration at Ole Miss.

SEASON GAME-BY-GAME

Opponent	Date	GS	MIN	Total		3-Pointers		Free throws		Rebounds		PF	A	TO	BLK	STL	PTS	AVG		
				FG-FGA	PCT	3FG-3FGA	PCT	FT-FTA	PCT	OFF	DEF								TOT	AVG
LIU	11/04/2024	*	27:14	2-7	.286	1-4	.250	0-0	.000	0	3	3	3.0	2	5	2	0	1	5	5.0
Grambling	11/08/2024	*	34:35	4-12	.333	1-6	.167	3-3	1.000	0	1	1	2.0	0	4	2	0	3	12	8.5
South Alabama	11/12/2024	*	35:39	8-19	.421	7-16	.438	4-4	1.000	0	4	4	2.7	2	2	1	0	4	27	14.7
vs Colorado St.	11/16/2024	*	36:01	4-7	.571	1-2	.500	0-2	.000	0	4	4	3.0	2	2	0	2	9	13.3	
Oral Roberts	11/21/2024	*	28:12	6-10	.600	3-5	.600	4-4	1.000	2	5	7	3.8	3	3	1	0	5	19	14.4
vs BYU	11/28/2024	*	38:01	3-7	.429	2-3	.667	5-6	.833	1	4	5	4.0	3	3	2	0	2	13	14.2
vs Purdue	11/29/2024	*	25:36	2-6	.333	2-5	.400	0-0	.000	0	4	4	4.0	4	3	1	0	1	6	13.0
at Louisville	12/03/2024	*	27:00	6-11	.545	1-2	.500	3-3	1.000	0	2	2	3.8	2	7	2	0	3	16	13.4
Lindenwood	12/07/2024	*	29:37	5-12	.417	4-7	.571	5-5	1.000	1	5	6	4.0	2	3	0	1	0	19	14.0
vs Southern Miss.	12/14/2024	*	30:57	6-10	.600	6-10	.600	0-0	.000	0	2	2	3.8	1	4	1	2	1	18	14.4
Southern U.	12/17/2024	*	35:51	2-11	.182	1-7	.143	4-4	1.000	1	4	5	3.9	3	7	3	4	9	13.9	
Queens (NC)	12/21/2024	*	32:39	9-14	.643	1-4	.250	6-7	.857	0	3	3	3.8	1	2	3	0	4	25	14.8
at Memphis	12/28/2024	*	35:17	5-10	.500	1-5	.200	2-4	.500	0	2	2	3.7	3	4	3	0	2	13	14.7
Georgia	01/04/2025	*	25:08	3-10	.300	1-3	.333	0-0	.000	0	1	1	3.5	4	2	1	0	2	7	14.1
at Arkansas	01/08/2025	*	34:58	4-8	.500	3-4	.750	5-7	.714	1	0	1	3.3	4	3	0	0	1	16	14.3
LSU	01/11/2025	*	32:54	3-9	.333	1-7	.143	4-4	1.000	0	2	2	3.3	1	4	2	0	2	11	14.1
at Alabama	01/14/2025	*	30:24	5-15	.333	2-6	.333	0-0	.000	0	5	5	3.4	3	4	1	0	3	12	13.9
at Mississippi St.	01/18/2025	*	39:35	7-18	.389	3-12	.250	1-4	.250	0	4	4	3.4	4	4	3	0	3	18	14.2
Texas A&M	01/22/2025	*	34:14	6-12	.500	4-9	.444	0-0	.000	0	3	3	3.4	3	1	1	0	2	16	14.3
at Missouri	01/25/2025	*	36:42	6-11	.545	2-4	.500	1-2	.500	0	2	2	3.3	2	6	4	0	1	15	14.3
Texas	01/29/2025	*	35:35	7-14	.500	4-7	.571	1-2	.500	0	4	4	3.3	4	5	0	0	1	19	14.5
Auburn	02/01/2025	*	35:09	10-16	.625	3-6	.500	6-8	.750	1	4	5	3.4	4	2	2	0	3	29	15.2
Kentucky	02/04/2025	*	35:04	3-7	.429	0-4	.000	2-2	1.000	0	3	3	3.4	2	8	1	0	0	8	14.9
at LSU	02/08/2025	*	37:01	5-14	.357	4-7	.571	3-3	1.000	2	2	4	3.4	1	3	0	0	0	17	15.0
at South Carolina	02/12/2025	*	36:20	2-11	.182	1-3	.333	2-2	1.000	0	3	3	3.4	3	3	2	0	1	7	14.6
Mississippi St.	02/15/2025	*	32:31	4-14	.286	3-10	.300	2-2	1.000	0	4	4	3.4	4	4	4	0	1	13	14.6
at Vanderbilt	02/22/2025	*	37:07	7-14	.500	3-8	.375	4-4	1.000	2	4	6	3.5	4	4	5	0	1	21	14.8
at Auburn	02/26/2025	*	27:06	3-6	.500	2-3	.667	6-7	.857	0	4	4	3.5	3	4	2	0	1	14	14.8
Oklahoma	03/01/2025	*	32:48	8-16	.500	5-9	.556	5-7	.714	1	4	5	3.6	4	3	3	0	2	26	15.2
Tennessee	03/05/2025	*	35:59	3-11	.273	1-5	.200	0-0	.000	2	2	4	3.6	0	6	2	0	0	7	14.9
at Florida	03/08/2025	*	28:43	7-13	.538	4-6	.667	4-4	1.000	1	2	3	3.6	4	1	2	0	1	22	15.1
vs Arkansas	03/13/2025	*	25:33	4-12	.333	1-7	.143	1-1	1.000	0	3	3	3.6	4	2	4	0	2	10	15.0
vs Auburn	03/14/2025	*	33:08	6-13	.462	0-5	.000	0-0	.000	0	1	1	3.5	3	0	3	0	1	12	14.9
vs North Carolina	03/21/2025	*	34:45	7-14	.500	2-4	.500	4-5	.800	0	6	6	3.6	0	5	5	0	2	20	15.0
vs Iowa St.	03/23/2025	*	37:24	6-13	.462	3-8	.375	5-6	.833	0	2	2	3.5	2	8	1	0	4	20	15.2
Totals			35	1154:47	.437	83-213	.390	92-112	.821	15	108	123	3.5	91	131	71	6	66	531	15.2

Player Averages

Games Played	Minutes/game	Points/game	FG Pct	3FG Pct	FT Pct	Rebounds/game	Assists/game	Turnovers/game	Assist/Turnover ratio	Steals/game	Blocks/game
35	33.0	15.2	43.7	39.0	82.1	3.5	3.7	2.0	1.8	1.9	0.2

CAREER STATS

SEASON	TEAM	GP-GS	MIN/AVG	Field Goals		3-Point		F-Throws		Rebounds				Scoring						
				FG-FGA	FG%	3FG-3FGA	3FG%	FT-FTA	FT%	OFF	DEF	TOT	AVG	PF-FO	A	TO	BLK	STL	PTS	AVG
2021-22	VT	36-0	464/12.9	62-145	.428	34-76	.447	36-40	.900	6	36	42	1.2	54-2	47	31	1	21	194	5.4
2022-23	VT	34-34	1212/35.6	179-430	.416	67-195	.344	85-99	.859	14	109	123	3.6	95-4	130	71	6	41	510	15.0
2023-24	VT	32-32	1026/32.1	172-406	.424	53-163	.325	129-161	.801	19	117	136	4.3	71-2	148	104	3	37	526	16.4
2024-25	UM	35-35	1155/33.0	178-407	.437	83-213	.390	92-112	.821	15	108	123	3.5	91-0	131	71	6	66	531	15.2
TOTAL FOR UM		35-35	1155/33.0	178-407	.437	83-213	.390	92-112	.821	15	108	123	3.5	91-0	131	71	6	66	531	15.2
TOTAL		137-101	3856/28.1	591-1388	.426	237-647	.366	342-412	.830	54	370	424	3.1	311-8	456	277	16	165	1761	12.9

THE PEDULLA FILE	
BIRTHDAY	OCTOBER 10, 2002
MAJOR	ATHLETIC ADMINISTRATION (MASTER'S)

CAREER HIGHS	
Points:	33, vs. Miami (1/13/24)
Rebounds:	10, vs. Miami (1/13/24)
Assists:	10, vs. Coppin St. (11/6/23)
Steals:	5, 2x, MR: vs. Oral Roberts (11/21/24)
Blocks:	3, vs. Southern (12/17/24)
Field Goals:	13, vs. Miami (1/13/24)
Free Throws:	14, vs. Florida State (2/13/24)
Three Pointers:	7, vs. South Alabama (11/12/24)

SEASON HIGHS	
Points:	29, vs. #1 Auburn (2/1/25)
Rebounds:	7, vs. Oral Roberts (11/21/24)
Assists:	8, 2x, MR: vs. #14 Iowa State (3/23/25)
Steals:	5, vs. Oral Roberts (11/21/24)
Blocks:	3, vs. Southern (12/17/24)
Field Goals:	10, vs. #1 Auburn (2/1/25)
Free Throws:	6, 3x, MR: at #1 Auburn (2/1/25)
Three Pointers:	7, vs. South Alabama (11/12/24)

SEASON SUPERLATIVES	
Double-Figure Points:	27x
Double-Figure Rebounds:	--
Double-Doubles:	--
5+ Rebounds:	9x
5+ Assists:	9x
Led Team in Points:	15x
Led Team in Rebounds:	4x
Led Team in Assists:	16x

4 Jaemyn BRAKEFIELD

Jackson, Miss. • Huntington Prep • Duke
Senior • Forward • 6-8 • 225



BIO

2023-24 (SENIOR*): Named to the 2024 SEC Men's Basketball Community Service Team ... Appeared and started in all 32 games for Ole Miss ... Finished fourth on the team in scoring at 12.9 points per game ... Second on the team in rebounding with an average of 4.9 per game ... Averaged 2.4 assists per game ... Over a six-game stretch from December 16 to January 10, shot 67.2 percent from the field (45-67) and 56.5 percent from three (13-23), averaging 20.8 points, 4.7 rebounds, 2.0 assists, and 1.8 steals per game ... Set career-highs for points in a game twice during that stretch, first with 27 against Cal before scoring 28 in the Rebels' win over Florida ... On February 24 against South Carolina, surpassed 1,000 points for his collegiate career ... Later passed the 1,000-point mark for his Ole Miss career on March 9 against Texas A&M, becoming the 43rd player in program history to hit the 1K mark.

JUNIOR (2022-23): Appeared in all 33 games for Ole Miss, starting in 31 of them ... Second on the team with 11.1 points per game ... Averaged 5.7 rebounds and 1.7 assists ... Was perfect from three-point range in four games, making two or more in each ... On December 28 against No. 7 Tennessee, became just the eighth player in program history to shoot 100 percent from three in a game with a minimum of four attempts ... Named to the 2023 SEC Men's Basketball Community Service Team.

SOPHOMORE (2021-22): Appeared in all 32 games for the Rebels on the year, making 25 starts while averaging 25.5 minutes per game ... Averaged

7.7 points and 4.2 rebounds on the year while also tallying 24 assists and 22 steals ... Named to the SEC First-Year Academic Honor Roll.

AT DUKE - FRESHMAN (2020-21): Spent one season at Duke, playing in 22 games ... Averaged 3.5 ppg and 2.5 rpg ... Versus Bellarmine (Dec. 4), became the first freshman in Cameron Indoor Stadium history to go a perfect 4 for 4 from beyond the arc and only the third Duke freshman to do it in any game throughout program history ... Named to the All-ACC Academic Team.

HIGH SCHOOL: A five-star power forward, rated as the No. 29 overall in ESPN 100's rankings ... Ranked as the No. 4 power forward in the nation and the No. 1 player from the state of Mississippi in the ESPN 100 ... Named the West Virginia Gatorade Player of the Year as a sophomore, junior and senior, becoming the first player to win the honor three times in the award's history ... Averaged 19.2 points, 8.3 rebounds and 3.0 assists per game as a senior at Huntington Prep ... Was selected to participate in the 2020 Jordan Brand Classic prior to the event's cancellation.

PERSONAL: Son of Pamela Root and James Brakefield ... Has six siblings: Jake, Andrew, Jamal, Daimen, Kristen and Jennifer ... Born December 19, 2000 ... Earned degree from Ole Miss in multi-disciplinary studies with minors in recreation administration, education and criminal justice ... Currently pursuing M.A. in Higher Education and Student Personnel.

SEASON GAME-BY-GAME

Opponent	Date	GS	MIN	Total			3-Pointers			Free Throws			Rebounds				PF	A	TO	BLK	STL	PTS	AVG
				FG-FGA	PCT	3FG-3FGA	PCT	FT-FTA	PCT	OFF	DEF	TOT	AVG										
LIU	11/04/2024		22:13	3-7	.429	1-2	.500	5-7	.714	2	5	7	7	2	1	1	0	1	12	12.0			
Grambling	11/08/2024		26:60	4-12	.333	1-5	.200	2-2	1.000	5	6	11	9	3	2	1	2	0	11	11.5			
South Alabama	11/12/2024		30:06	5-5	1.000	2-2	1.000	2-4	.500	0	5	5	7	2	4	3	0	14	12.3				
vs Colorado St.	11/16/2024		19:55	2-7	.286	1-2	.500	1-2	.500	0	4	4	6	1	2	0	0	6	10.8				
Oral Roberts	11/21/2024		17:37	5-8	.625	1-2	.500	2-3	.667	0	3	3	6	0	5	1	0	1	13	11.2			
vs BYU	11/28/2024		21:07	1-7	.143	0-1	.000	2-3	.667	2	4	6	6	0	2	1	0	0	4	10.0			
vs Purdue	11/29/2024		23:48	7-11	.636	1-5	.200	3-3	1.000	2	3	5	5	3	0	0	1	1	18	11.1			
at Louisville	12/03/2024		19:04	0-1	.000	0-1	.000	1-2	.500	1	4	5	8	3	1	2	1	1	1	9.9			
Lindenwood	12/07/2024		22:34	3-5	.600	0-1	.000	1-4	.250	1	4	5	7	2	4	1	0	1	7	9.6			
vs Southern Miss.	12/14/2024		19:14	3-4	.750	2-3	.667	2-2	1.000	1	3	4	5	2	2	2	0	4	10	9.6			
Southern U.	12/17/2024		25:06	4-9	.444	0-2	.000	7-9	.778	1	2	3	5	3	1	0	0	1	15	10.1			
Queens (NC)	12/21/2024		13:54	2-7	.286	0-1	.000	0-0	.000	1	1	2	5	0	3	0	1	0	4	9.6			
at Memphis	12/28/2024		11:43	1-7	.143	0-2	.000	0-0	.000	2	2	4	4	9	0	0	0	0	2	9.0			
Georgia	01/04/2025		22:56	5-7	.714	3-3	1.000	2-2	1.000	3	1	4	4	9	2	1	3	1	15	9.4			
at Arkansas	01/08/2025		22:07	1-4	.250	0-1	.000	1-2	.500	2	4	6	4	9	5	2	0	0	3	9.0			
LSU	01/11/2025		21:37	5-8	.625	0-1	.000	6-7	.857	1	4	5	4	9	1	2	3	0	16	9.4			
at Alabama	01/14/2025		20:54	3-7	.429	0-2	.000	7-7	1.000	2	2	4	4	9	3	1	3	0	13	9.6			
at Mississippi St.	01/18/2025		34:24	7-12	.583	3-5	.600	3-4	.750	3	4	7	5	3	2	0	0	1	20	10.2			
Texas A&M	01/22/2025		24:10	4-12	.333	1-4	.250	1-1	1.000	3	5	8	5	2	0	2	2	0	1	10	10.2		
at Missouri	01/25/2025	*	28:28	5-8	.625	0-0	.000	4-7	.571	0	2	2	5	0	5	1	2	0	1	14	10.4		
Texas	01/29/2025		30:33	6-14	.429	0-3	.000	6-7	.857	2	3	5	5	1	3	0	1	1	18	10.8			
Auburn	02/01/2025		30:07	5-10	.500	1-1	1.000	1-4	.250	3	2	5	5	1	1	4	0	1	12	10.8			
Kentucky	02/04/2025		22:03	3-7	.429	2-3	.667	2-3	.667	0	2	2	4	9	1	2	0	0	10	10.8			
at LSU	02/08/2025		24:09	4-6	.667	1-2	.500	2-4	.500	3	5	8	5	4	4	1	1	0	11	10.8			
at South Carolina	02/12/2025		24:17	4-6	.667	1-2	.500	5-6	.833	0	3	3	4	9	3	2	1	1	14	10.9			
Mississippi St.	02/15/2025		21:29	3-8	.375	0-1	.000	4-5	.800	1	1	2	4	8	3	1	0	2	10	10.9			
at Vanderbilt	02/22/2025		25:30	3-6	.500	0-2	.000	2-2	1.000	2	4	6	4	9	3	0	1	0	8	10.8			
at Auburn	02/26/2025		17:18	4-4	1.000	0-0	.000	5-7	.714	1	1	2	4	8	3	1	1	0	13	10.9			
Oklahoma	03/01/2025		27:27	5-9	.556	0-4	.000	6-10	.600	0	0	0	4	6	2	3	1	0	1	16	11.1		
Tennessee	03/05/2025		23:42	8-9	.889	0-1	.000	3-3	1.000	1	1	2	4	5	3	2	0	0	19	11.3			
at Florida	03/08/2025		17:28	3-6	.500	0-1	.000	3-3	1.000	0	3	3	4	5	0	1	0	1	9	11.2			
vs Arkansas	03/13/2025		22:04	2-3	.667	0-0	.000	0-0	.000	0	3	3	4	4	0	1	0	3	4	11.0			
vs Auburn	03/14/2025		22:32	2-4	.500	1-2	.500	1-2	.500	0	3	3	4	4	1	1	1	0	6	10.8			
vs North Carolina	03/21/2025		27:06	3-8	.375	2-5	.400	4-6	.667	2	1	3	4	3	1	4	3	0	12	10.9			
vs Iowa St.	03/23/2025		26:06	6-8	.750	2-2	1.000	5-5	1.000	0	2	2	4	3	2	0	3	0	2	19	11.1		
Totals			1 809:45	131-256	.512	26-74	.351	101-138	.732	47	102	149	4.3	71	63	44	9	27	389	11.1			

Player Averages

Games Played	Minutes/game	Points/game	FG Pct	3FG Pct	FT Pct	Rebounds/game	Assists/game	Turnovers/game	Assist/Turnover ratio	Steals/game	Blocks/game
35	23.1	11.1	.512	.351	.732	4.3	1.8	1.3	1.4	0.8	0.3

CAREER STATS

SEASON	TEAM	GP-GS	MIN/AVG	Field Goals		3-Point		F-Throws		Rebounds				Scoring						
				FG-FGA	FG%	3FG-3FGA	3FG%	FT-FTA	FT%	OFF	DEF	TOT	AVG	PF-FO	A	TO	BLK	STL	PTS	AVG
2020-21	DU	22-2	273/12.4	31-76	.408	11-35	.314	5-12	.417	15	41	56	2.5	27-0	10	10	9	8	78	3.5
2021-22	UM	32-25	808/25.2	90-191	.471	31-83	.373	35-51	.686	26	108	134	4.2	43-1	24	50	7	22	246	7.7
2022-23	UM	33-31	958/29.0	132-246	.537	34-97	.351	69-94	.734	47	142	189	5.7	51-0	55	51	6	24	367	11.1
2023-24	UM	32-32	941/29.4	135-283	.477	38-105	.362	104-136	.765	47	111	158	4.9	64-1	77	51	15	26	412	12.9
2024-25	UM	35-1	810/23.1	131-256	.512	26-74	.351	101-138	.732	47	102	149	4.3	71-2	63	44	9	27	389	11.1
TOTAL FOR UM		132-89	3516/26.6	488-976	.500	129-359	.359	309-419	.737	167	463	630	4.8	229-4	219	196	37	99	1414	10.7
TOTAL		154-91	3790/24.6	519-1052	.493	140-394	.355	314-431	.729	182	504	686	4.5	256-4	229	206	46	107	1492	9.7

THE BRAKEFIELD FILE

BIRTHDAY	DEC. 19, 2000
MAJOR	M.A. IN HIGHER EDUCATION

CAREER HIGHS

Points: 28, vs. Florida (1/10/24)
Rebounds: 13, vs. Mount St. Mary's (12/5/23)
Assists: 6, 2x, MR: vs. Mississippi St. (1/30/24)
Steals: 4, 2x, MR: vs. Southern Miss (12/14/24)
Blocks: 4, 2x, MR: vs. Memphis (12/2/23)
Field Goals: 11, 2x, MR: Florida (1/10/24)
Free Throws: 10, 2x, MR: at Missouri (3/2/24)
Three Pointers: 5, vs. California (12/16/23)

SEASON HIGHS

Points: 20, at #15 Mississippi State (1/18/25)
Rebounds: 11, vs. Grambling State (11/8/24)
Assists: 5, vs. Oral Roberts (11/21/24)
Steals: 4, vs. Southern Miss (12/14/24)
Blocks: 2, vs. Grambling State (11/8/24)
Field Goals: 8, vs. #4 Tennessee (3/5/25)
Free Throws: 7, 2x, MR: at #4 Alabama (1/14/25)
Three Pointers: 3, 2x, MR: at #15 Mississippi State (1/18/25)

SEASON SUPERLATIVES

Double-Double-Figure Points: 24x
Double-Figure Rebounds: 1x
Double-Doubles: 1x
5+ Rebounds: 15x
5+ Assists: 1x
Led Team in Points: 4x
Led Team in Rebounds: 6x
Led Team in Assists: 3x

5

Jaylen MURRAY

Bronx, N.Y. • Putnam Science Academy • Saint Peter's
Senior • Guard • 5-11 • 165

BIO

2023-24 (JUNIOR): Started in all 32 games for Ole Miss ... Averaged 32.2 minutes per game, the eighth-most in the SEC at the end of the regular season ... Finished third on the team in scoring with an average of 13.8 points per game ... Connected on 72 three pointers, second-most on the team, while shooting 37.3 from beyond the arc ... Led the team with 127 assists, ending the regular season ranked eighth in the SEC in assists per game ... Finished the regular season fourth in the conference with an assist-to-turnover ratio of 2.40, among the top-75 nationally by the season's end ... Made a three-point shot in 28 games, two or more in 21, three or more in 14, and four or more in eight ... Scored a career-best 26 points against Mount St. Mary's on December 5 while dishing out six assists ... Recorded the first double-double of his career with 21 points and 11 assists to help Ole Miss defeat Mississippi State on January 30, tying him for the 10th-most assists in a single game in school history.

AT ST. PETER'S - SOPH. (2022-23) AND FRESH. (2021-22)

Played two seasons at Saint Peter's where he appeared in 62 games, making 14 starts, and averaged 19.9 minutes, 8.9

points, 2.2 rebounds, and 1.9 assists per game ... Finished second on the team in scoring with an average of 12.5 points per game as a sophomore ... Finished first on the team with 46 makes from three in 2022-23 and led the team in free throw percentage after shooting 83.3 percent from the charity stripe ... Helped Saint Peter's defeat Rider in the second round of their conference tournament with 22 points ... Averaged 5.8 points, 1.6 rebounds, and 1.6 assists per contest with a 1.2 assist-to-turnover ratio as a freshman ... Earned a spot on the all-rookie MAAC team.

HIGH SCHOOL

Attended Putnam high school as a senior after spending his previous two years at Cardinal Hayes ... Was MVP of the SLAM Summer Classic Vol. 2.

PERSONAL

Son of Barry Murray and Shentane Franklin ... Born June 9, 2003 ... Has three siblings: Kia, Aaron, and Sterling ... Business major.

THE MURRAY FILE	
BIRTHDAY	JUNE 9, 2003
MAJOR	MULTI-DISCIPLINARY STUDIES

CAREER HIGHS	
Points:	28, vs. BYU (11/28/24)
Rebounds:	8, at Tennessee (1/6/24)
Assists:	11, vs. Mississippi State (1/30/24)
Steals:	5, vs. #3 Auburn (3/14/25)
Blocks:	2, 3x, MR: vs. Grambling State (11/8/24)
Field Goals:	10, vs. BYU (11/28/24)
Free Throws:	7, Mount St. Mary's (12/5/23)
Three Pointers:	6, vs. Southern (12/17/24)

SEASON HIGHS	
Points:	28, vs. BYU (11/28/24)
Rebounds:	6, at Arkansas (1/8/25)
Assists:	10, vs. #14 Kentucky (2/4/25)
Steals:	5, vs. #3 Auburn (3/14/25)
Blocks:	2, vs. Grambling State (11/8/24)
Field Goals:	10, vs. BYU (11/28/24)
Free Throws:	6, vs. Colorado State (11/16/24)
Three Pointers:	6, vs. Southern (12/17/24)

SEASON SUPERLATIVES	
Double-Figure Points:	21x
Double-Figure Rebounds:	--
Double-Doubles:	1x
5+ Rebounds:	2x
5+ Assists:	12x
Led Team in Points:	5x
Led Team in Rebounds:	--
Led Team in Assists:	16x

SEASON GAME-BY-GAME

Opponent	Date	GS	MIN	Total			3-Pointers			Free Throws			Rebounds			PF	A	TO	BLK	STL	PTS	AVG
				FG	FGA	PCT	3FG	3FGA	PCT	FT	FTA	PCT	OFF	DEF	TOT							
LIU	11/04/2024	*	30:41	7-10	.700	5-8	.625	5-5	1.000	0	3	3	3.0	0	2	2	1	0	24	24.0		
Grambling	11/08/2024	*	34:31	3-7	.429	0-3	.000	4-4	1.000	0	2	2	2.5	0	1	0	2	10	17.0			
South Alabama	11/12/2024	*	32:38	2-11	.182	2-7	.286	0-0	.000	0	2	2	2.3	1	5	0	0	1	6	13.3		
vs Colorado St.	11/16/2024	*	32:58	4-6	.667	2-3	.667	6-6	1.000	0	2	2	2.3	1	6	0	0	2	16	14.0		
Oral Roberts	11/21/2024	*	21:07	2-6	.333	1-3	.333	0-0	.000	0	0	0	1.8	3	6	0	0	2	5	12.2		
vs BYU	11/28/2024	*	39:08	10-14	.714	3-4	.750	5-5	1.000	1	4	5	2.3	1	5	2	0	1	28	14.8		
vs Purdue	11/29/2024	*	38:02	3-10	.300	3-6	.500	4-5	.800	0	0	0	2.0	2	9	2	0	2	13	14.6		
at Louisville	12/03/2024	*	32:44	4-10	.400	2-5	.400	0-0	.000	0	2	2	2.0	2	2	0	1	0	10	14.0		
Lindenwood	12/07/2024	*	31:01	3-6	.500	0-3	.000	0-0	.000	0	4	4	2.3	3	7	3	1	3	6	13.1		
vs Southern Miss.	12/14/2024	*	32:15	5-9	.556	4-8	.500	0-0	.000	0	3	3	2.3	1	4	1	0	2	14	13.2		
Southern U.	12/17/2024	*	35:42	6-9	.667	6-7	.857	0-0	.000	0	3	3	2.4	2	5	4	0	0	18	13.6		
Queens (NC)	12/21/2024	*	30:45	4-12	.333	2-8	.250	0-0	.000	0	3	3	2.4	1	2	1	0	4	10	13.3		
at Memphis	12/28/2024	*	29:31	4-12	.333	2-7	.286	2-4	.500	0	3	3	2.5	2	1	2	0	1	12	13.2		
Georgia	01/04/2025	*	22:05	1-7	.143	0-1	.000	1-2	.500	0	0	0	2.3	2	1	1	0	3	3	12.5		
at Arkansas	01/08/2025	*	33:27	2-9	.222	0-4	.000	0-0	.000	0	6	6	2.5	2	6	2	0	2	4	11.9		
LSU	01/11/2025	*	29:45	4-8	.500	2-5	.400	0-0	.000	0	1	1	2.4	1	3	3	1	2	10	11.8		
at Alabama	01/14/2025	*	31:06	4-13	.308	2-4	.500	3-4	.750	0	3	3	2.5	2	5	1	0	1	13	11.9		
at Mississippi St.	01/18/2025	*	36:26	4-11	.364	1-5	.200	1-1	1.000	0	1	1	2.4	1	1	0	0	0	10	11.8		
Texas A&M	01/22/2025	*	33:50	4-9	.444	4-7	.571	0-0	.000	0	3	3	2.4	1	6	1	0	2	12	11.8		
at Missouri	01/25/2025	*	31:00	3-7	.429	2-5	.400	0-0	.000	0	2	2	2.4	4	1	2	0	1	8	11.6		
Texas	01/29/2025	*	29:26	2-5	.400	1-2	.500	0-0	.000	0	1	1	2.3	0	0	1	0	0	5	11.3		
Auburn	02/01/2025	*	28:31	0-6	.000	0-3	.000	3-4	.750	0	0	0	2.2	2	4	1	0	1	3	10.9		
Kentucky	02/04/2025	*	28:44	5-7	.714	2-4	.500	3-5	.600	0	3	3	2.3	2	10	0	0	0	15	11.1		
at LSU	02/08/2025	*	32:44	3-8	.375	1-6	.167	2-3	.667	0	2	2	2.3	4	2	1	1	2	9	11.0		
at South Carolina	02/12/2025	*	26:03	2-5	.400	2-2	1.000	0-0	.000	0	2	2	2.2	2	1	1	0	0	6	10.8		
Mississippi St.	02/15/2025	*	24:54	5-8	.625	2-2	1.000	2-2	1.000	0	2	2	2.2	2	1	2	0	1	14	10.9		
at Vanderbilt	02/22/2025	*	32:41	4-13	.308	2-8	.250	0-0	.000	1	2	3	2.3	2	5	1	0	2	10	10.9		
at Auburn	02/26/2025	*	22:57	1-6	.167	0-3	.000	0-0	.000	0	1	1	2.2	0	0	3	0	1	2	10.6		
Oklahoma	03/01/2025	*	26:04	2-7	.286	1-4	.250	0-0	.000	0	2	2	2.2	2	2	1	0	0	5	10.4		
Tennessee	03/05/2025	*	25:30	4-10	.400	1-3	.333	0-1	.000	0	2	2	2.2	2	2	1	0	0	9	10.3		
at Florida	03/08/2025	*	31:12	5-12	.417	0-4	.000	2-2	1.000	0	1	1	2.2	4	4	0	0	4	12	10.4		
vs Arkansas	03/13/2025	*	31:45	6-13	.462	2-4	.500	3-3	1.000	1	2	3	2.2	1	5	3	0	1	17	10.6		
vs Auburn	03/14/2025	*	31:37	3-10	.300	0-4	.000	4-4	1.000	0	2	2	2.2	2	2	1	0	5	10	10.6		
vs North Carolina	03/21/2025	*	27:42	2-8	.250	1-3	.333	2-3	.667	1	2	3	2.2	2	2	1	0	0	7	10.5		
vs Iowa St.	03/23/2025	*	31:02	4-7	.571	1-3	.333	2-3	.667	0	2	2	2.2	2	3	2	0	1	11	10.5		
Totals			30	1069:35	127-311	.408	59-158	.373	54-66	.818	4	73	77	2.2	61	121	46	7	49	367	10.5	

Player Averages

Games Played	Minutes/game	Points/game	FG Pct	3FG Pct	FT Pct	Rebounds/game	Assists/game	Turnovers/game	Assist/Turnover ratio	Steals/game	Blocks/game
35	30.6	10.5	40.8	37.3	81.8	2.2	3.5	1.3	2.6	1.4	0.2

CAREER STATS

SEASON	TEAM	GP-GS	MIN/AVG	Field Goals		3-Point		F-Throws		Rebounds				Scoring						
				FG-FGA	FG%	3FG-3FGA	3FG%	FT-FTA	FT%	OFF	DEF	TOT	AVG	PF-FO	A	TO	BLK	STL	PTS	AVG
2021-22	SP	33-3	514/15.6	74-193	.383	20-61	.328	24-37	.649	12	41	53	1.6	34-0	53	45	0	15	192	5.8
2022-23	SP	29-11	714/24.6	128-342	.374	46-129	.357	60-72	.833	25	58	83	2.9	53-0	66	46	1	21	362	12.5
2023-24	UM	32-32	1031/32.2	155-377	.411	72-193	.373	59-77	.766	13	62	75	2.3	50-1	127	54	13	44	441	13.8
2024-25	UM	35-30	1070/30.6	127-311	.408	59-158	.373	54-66	.818	4	73	77	2.2	61-0	121	46	7	49	367	10.5
TOTAL FOR UM		67-62	2101/31.4	282-688	.410	131-351	.373	113-143	.790	17	135	152	2.3	111-1	248	100	20	93	808	12.1
TOTAL		129-76	3329/25.8	484-1223	.396	197-541	.364	197-252	.782	54	234	288	2.2	198-1	367	191	21	129	1362	10.6

6 Robert COWHERD

Grayson, Ga. • Southern California Academy
 Sophomore • Guard • 6-4 • 210



BIO

2023-24 (REDSHIRT FRESHMAN): Appeared in 10 games for Ole Miss ... Connected on a three-point shot in the season opener against Alabama State on November 6 for his first collegiate points ... Recorded three steals and a pair of assists on November 10 against Eastern Washington ... Scored a season-high four points in six minutes of action against Sam Houston on November 17.

2022-23 (FRESHMAN): Did not see action his freshman year and was redshirted.

HIGH SCHOOL: A four-star shooting guard, rated as the No. 216 overall player in 247Sports' rankings ... Ranked as the No. 29 shooting guard in the nation and No. 24 player from the state of California according to 247Sports ... A former

First-Team All-Region selection for Georgia's Region 4-A-A-A-A-A-A-A whilst playing at Grayson High and Denmark High in Georgia ... Second-Team All-State selection for the state of Georgia prior to his playing at Southern California Academy ... Helped lead Southern California Academy to a 2022 Saint James Invitational Tournament Championship win ... Claimed a tournament title at the 2021 John Wall Holiday Invitational, with SCA winning the tournament's TJ Warren Bracket ... Selected to play in The 24 High School All-Star Game presented by Academy Sports in 2022 ... A nominee for the West Region for the 2022 McDonald's All-American Game.

PERSONAL: Son of Stacey and Robert Cowherd ... Born June 23, 2003 ... Multi-disciplinary studies major.

THE COWHERD FILE

BIRTHDAY	JUNE 23, 2003
MAJOR	MULTI-DISCIPLINARY STUDIES

CAREER HIGHS

Points: 4, vs. Sam Houston (11/17/23)
 Rebounds: 2, vs. Alabama State (11/6/23)
 Assists: 2, 2x, MR: at Tennessee (1/6/24)
 Steals: 3, vs. Eastern Washington (11/10/23)
 Blocks: 1, 4x, MR: vs. Oral Roberts (11/21/24)
 Field Goals: 2, vs. Sam Houston (11/17/23)
 Free Throws: --
 Three Pointers: 1, 2x, MR: at Temple (11/22/23)

SEASON HIGHS

Points: --
 Rebounds: 1, 2x, MR: at Louisville (12/3/24)
 Assists: 1, 2x, MR: vs. Lindenwood (12/7/24)
 Steals: 1, 2x, MR: at #5 Florida (3/8/25)
 Blocks: 1, vs. Oral Roberts (11/21/24)
 Field Goals: --
 Free Throws: --
 Three Pointers: --

SEASON SUPERLATIVES

Double-Figure Points: --
 Double-Figure Rebounds: --
 Double-Doubles: --
 5+ Rebounds: --
 5+ Assists: --
 Led Team in Points: --
 Led Team in Rebounds: --
 Led Team in Assists: --

SEASON GAME-BY-GAME

Opponent	Date	GS	MIN	Total		3-Pointers		Free throws		Rebounds				PF	A	TO	BLK	STL	PTS	AVG
				FG-FGA	PCT	3FG-3FGA	PCT	FT-FTA	PCT	OFF	DEF	TOT	AVG							
LIU	11/04/2024		03:54	0-1	.000	0-1	.000	0-0	.000	0	0	0	0.0	1	0	1	0	0	0	0.0
vs Colorado St.	11/16/2024		00:30	0-0	.000	0-0	.000	0-0	.000	0	0	0	0.0	0	0	0	0	0	0	0.0
Oral Roberts	11/21/2024		06:37	0-1	.000	0-1	.000	0-0	.000	1	0	1	0.3	0	1	0	1	1	0	0.0
vs Purdue	11/29/2024		03:41	0-0	.000	0-0	.000	0-0	.000	0	0	0	0.3	1	0	0	0	0	0	0.0
at Louisville	12/03/2024		01:51	0-0	.000	0-0	.000	0-0	.000	0	1	1	0.4	0	0	0	0	0	0	0.0
Lindenwood	12/07/2024		04:32	0-1	.000	0-0	.000	0-0	.000	0	0	0	0.3	1	1	0	0	0	0	0.0
at Mississippi St.	01/18/2025		01:28	0-0	.000	0-0	.000	0-0	.000	0	0	0	0.3	0	0	0	0	0	0	0.0
Mississippi St.	02/15/2025		06:10	0-1	.000	0-1	.000	0-0	.000	0	0	0	0.3	0	0	0	0	0	0	0.0
at Auburn	02/26/2025		05:45	0-0	.000	0-0	.000	0-0	.000	0	0	0	0.2	2	0	0	0	0	0	0.0
at Florida	03/08/2025		07:05	0-0	.000	0-0	.000	0-0	.000	0	0	0	0.2	1	0	0	0	1	0	0.0
Totals			0 41:33	0-4	.000	0-3	.000	0-0	.000	1	1	2	0.2	6	2	1	1	2	0	0.0

Player Averages

Games Played	Minutes/game	Points/game	FG Pct	3FG Pct	FT Pct	Rebounds/game	Assists/game	Turnovers/game	Assist/Turnover ratio	Steals/game	Blocks/game
10	4.2	0.0	0.0	0.0	0.0	0.2	0.2	0.1	2.0	0.2	0.1

CAREER STATS

SEASON	TEAM	GP-GS	MIN/AVG	Field Goals		3-Point		F-Throws		Rebounds				Scoring						
				FG-FGA	FG%	3FG-3FGA	3FG%	FT-FTA	FT%	OFF	DEF	TOT	AVG	PF	FO	A	TO	BLK	STL	PTS
2023-24	UM	10-0	90/9.0	4-11	.364	2-8	.250	0-0	.000	1	4	5	0.5	14-0	2	3	2	5	10	1.0
2024-25	UM	10-0	42/4.2	0-4	.000	0-3	.000	0-0	.000	1	1	2	0.2	6-0	2	1	1	2	0	0.0
TOTAL		20-0	131/6.6	4-15	.267	2-11	.182	0-0	.000	2	5	7	0.4	20-0	4	4	3	7	10	0.5

7 Davon BARNES

Memphis, Tenn. • Collierville • Sam Houston

Senior • Guard • 6-4 • 205

THE BANRES FILE	
BIRTHDAY	NOVEMBER 21, 2002
MAJOR	BUSINESS

CAREER HIGHS
Points: 30, at Samford (11/20/22)
Rebounds: 11, vs. Southern Miss (12/14/24)
Assists: 8, vs. Jackson St. (1/16/23)
Steals: 3, 3x, MR: at #4 Alabama (1/14/25)
Blocks: 3, 2x, MR: vs. Long Island (11/4/24)
Field Goals: 10, at Samford (11/20/22)
Free Throws: 10, at Ark.-Pine Bluff (1/7/23)
Three Pointers: 5, vs. Middle Tenn. St. (3/2/24)

SEASON HIGHS
Points: 13, vs. Oral Roberts (11/21/24)
Rebounds: 11, vs. Southern Miss (12/14/24)
Assists: 6, vs. Queens (12/21/24)
Steals: 3, 2x, MR: at #4 Alabama (1/14/25)
Blocks: 3, vs. Long Island (11/4/24)
Field Goals: 5, 2x, MR: vs. Lindenwood (12/7/24)
Free Throws: 6, vs. Texas (1/29/25)
Three Pointers: 1, 9x, MR: at South Carolina (2/12/25)

SEASON SUPERLATIVES
Double-Figure Points: 4x
Double-Figure Rebounds: 1x
Double-Doubles: --
5+ Rebounds: 7x
5+ Assists: 1x
Led Team in Points: --
Led Team in Rebounds: 3x
Led Team in Assists: 1x

BIO

AT SAM HOUSTON - 2023-24 (JUNIOR): Named to the All-CUSA Second Team ... Only member of the team to start all 33 games for the Bearkats ... Led the team in total points with 444 and finished second in points per game at 13.5 ... Fourth on the team in rebounds with 116, averaging 3.5 per contest ... Third on the roster in assists with 54 ... Scored 20-plus points five times, including a season-best 23 against Middle Tennessee on March 2 ... Dropped three or more three-pointers in nine games.

Led the Tigers in scoring with 13.5 points per game ... Shot 44.1 percent from the floor ... Averaged 4.4 rebounds per contest ... Saw action in 17 games and was the only freshman to play for Texas Southern.

HIGH SCHOOL: Earned Class AAA All-State honors as a senior ... Helped Collierville reach the semifinals of the TSSAA Class AAA Boys State Tournament ... Averaged 18.2 points and 7.1 rebounds per game during his senior year.

AT TEXAS SOUTHERN - 2022-23 (SOPHOMORE) AND 2021-22 (FRESHMAN): During two seasons with Texas Southern, played in 50 games while scoring 480 points with 170 rebounds and 70 assists ... Played in 33 games, making 31 starts as sophomore ...

PERSONAL: Son of Niki Barnes ... Has five siblings, Daron, Deawan, Bre, Dason, and Jared ... Born on November 21, 2002 ... Majoring in business at Ole Miss.

SEASON GAME-BY-GAME

Opponent	Date	GS	MIN	Total		3-Pointers		Free throws		Rebounds				PF	A	TO	BLK	STL	PTS	AVG
				FG-FGA	PCT	3FG-3FGA	PCT	FT-FTA	PCT	OFF	DEF	TOT	AVG							
LIU	11/04/2024		17:20	3-4	.750	1-2	.500	0-0	.000	1	1	2	2.0	4	0	2	3	0	7	7.0
Grambling	11/08/2024		18:07	2-5	.400	0-1	.000	0-0	.000	1	2	3	2.5	4	0	0	0	2	4	5.5
South Alabama	11/12/2024	*	33:49	3-10	.300	1-6	.167	0-0	.000	4	4	8	4.3	1	3	0	0	1	7	6.0
vs Colorado St.	11/16/2024		20:34	2-4	.500	1-2	.500	2-2	1.000	0	1	1	3.5	1	1	0	0	0	7	6.3
Oral Roberts	11/21/2024		22:56	4-7	.571	1-3	.333	4-6	.667	4	2	6	4.0	3	4	0	1	1	13	7.6
vs BYU	11/28/2024		18:03	1-4	.250	0-3	.000	0-0	.000	0	0	0	3.3	1	0	2	0	1	2	6.7
vs Purdue	11/29/2024		08:52	0-0	.000	0-0	.000	0-0	.000	1	0	1	3.0	1	0	0	0	1	0	5.7
at Louisville	12/03/2024		18:00	5-8	.625	1-3	.333	0-0	.000	0	1	1	2.8	3	0	0	0	1	11	6.4
Lindenwood	12/07/2024	*	22:12	5-12	.417	1-6	.167	0-0	.000	0	2	2	2.7	1	0	0	0	3	11	6.9
vs Southern Miss.	12/14/2024	*	26:26	4-9	.444	0-3	.000	1-2	.500	3	8	11	3.5	1	3	1	0	0	9	7.1
Southern U.	12/17/2024	*	25:41	2-9	.222	1-5	.200	2-4	.500	2	5	7	3.8	4	0	2	2	2	7	7.1
Queens (NC)	12/21/2024	*	20:00	2-5	.400	0-1	.000	1-2	.500	1	3	4	3.8	0	6	0	0	0	5	6.9
at Memphis	12/28/2024		20:09	1-6	.167	1-4	.250	2-2	1.000	0	1	1	3.6	1	2	0	0	0	5	6.8
Georgia	01/04/2025	*	33:45	2-6	.333	0-2	.000	3-4	.750	1	5	6	3.8	2	2	0	0	1	7	6.8
at Arkansas	01/08/2025	*	18:56	2-3	.667	1-1	1.000	0-0	.000	0	0	0	3.5	1	0	1	0	0	5	6.7
LSU	01/11/2025	*	18:58	1-2	.500	0-0	.000	0-0	.000	0	2	2	3.4	4	0	1	0	2	2	6.4
at Alabama	01/14/2025	*	22:06	0-0	.000	0-0	.000	0-0	.000	0	0	0	3.2	2	0	0	0	3	0	6.0
at Mississippi St.	01/18/2025	*	12:51	1-1	1.000	0-0	.000	0-0	.000	0	1	1	3.1	2	0	0	0	0	2	5.8
Texas A&M	01/22/2025		24:55	1-7	.143	1-5	.200	0-1	.000	1	2	3	3.1	1	3	1	1	1	3	5.6
at Missouri	01/25/2025		13:14	1-2	.500	0-1	.000	1-1	1.000	0	4	4	3.2	1	0	1	0	1	3	5.5
Texas	01/29/2025		20:04	0-3	.000	0-2	.000	6-6	1.000	0	5	5	3.2	3	2	1	0	0	6	5.5
Auburn	02/01/2025		19:35	1-3	.333	0-2	.000	2-2	1.000	0	5	5	3.3	2	0	0	1	1	4	5.5
Kentucky	02/04/2025		19:09	2-4	.500	0-1	.000	2-2	1.000	0	2	2	3.3	1	1	0	0	1	6	5.5
at LSU	02/08/2025		08:44	1-4	.250	0-2	.000	0-0	.000	0	3	3	3.3	3	0	1	0	0	2	5.3
at South Carolina	02/12/2025		24:41	2-4	.500	1-2	.500	0-0	.000	0	3	3	3.2	1	0	0	1	0	5	5.3
Mississippi St.	02/15/2025		22:10	2-5	.400	0-1	.000	3-4	.750	0	4	4	3.3	3	0	1	0	0	7	5.4
at Vanderbilt	02/22/2025		09:50	0-2	.000	0-1	.000	0-0	.000	1	1	2	3.2	1	0	1	0	0	0	5.2
at Auburn	02/26/2025		20:07	2-7	.286	0-1	.000	2-5	.400	0	0	0	3.1	3	0	0	0	1	6	5.2
Oklahoma	03/01/2025		29:22	3-3	1.000	0-0	.000	1-2	.500	2	2	4	3.1	1	1	1	0	0	7	5.3
Tennessee	03/05/2025		23:38	0-3	.000	0-0	.000	0-0	.000	2	1	3	3.1	0	0	0	0	0	0	5.1
at Florida	03/08/2025		14:00	0-7	.000	0-1	.000	2-2	1.000	2	2	4	3.2	0	0	0	0	1	2	5.0
vs Arkansas	03/13/2025		24:24	3-4	.750	2-3	.667	3-4	.750	2	2	4	3.2	3	0	0	0	0	11	5.2
vs Auburn	03/14/2025		22:39	1-2	.500	1-2	.500	2-2	1.000	1	1	2	3.2	3	0	0	0	0	5	5.2
vs North Carolina	03/21/2025		18:54	0-2	.000	0-0	.000	1-2	.500	1	3	4	3.2	4	0	1	0	1	1	5.1
vs Iowa St.	03/23/2025		16:14	2-2	1.000	0-0	.000	0-0	.000	0	4	4	3.2	3	1	0	0	0	4	5.0
Totals		10	710:24	61-159	.384	14-66	.212	40-55	.727	30	82	112	3.2	69	29	17	9	25	176	5.0

Player Averages

Games Played	Minutes/game	Points/game	FG Pct	3FG Pct	FT Pct	Rebounds/game	Assists/game	Turnovers/game	Assist/Turnover ratio	Steals/game	Blocks/game
35	20.3	5.0	38.4	21.2	72.7	3.2	0.8	0.5	1.7	0.7	0.3

CAREER STATS

SEASON	TEAM	GP-GS	MIN/AVG	Field Goals		3-Point		F-Throws		Rebounds				Scoring						
				FG-FGA	FG%	3FG-3FGA	3FG%	FT-FTA	FT%	OFF	DEF	TOT	AVG	PF-FO	A	TO	BLK	STL	PTS	AVG
2021-22	TSU	17-0	149/8.8	15-37	.405	0-7	.000	6-9	.667	10	14	24	1.4	10-0	5	6	1	2	36	2.1
2022-23	TSU	33-32	1063/32.2	156-354	.441	22-80	.275	110-141	.780	46	100	146	4.4	74-1	65	79	6	28	444	13.5
2023-24	SHSU	33-33	1017/30.8	149-354	.421	59-151	.391	87-104	.837	15	101	116	3.5	64-1	54	58	7	22	444	13.5
2024-25	UM	35-10	710/20.3	61-159	.384	14-66	.212	40-55	.727	30	82	112	3.2	69-0	29	17	9	25	176	5.0
TOTAL FOR UM		35-10	710/20.3	61-159	.384	14-66	.212	40-55	.727	30	82	112	3.2	69-0	29	17	9	25	176	5.0
TOTAL		118-75	2940/24.9	381-904	.421	95-304	.313	243-309	.786	101	297	398	3.4	217-2	153	160	23	77	1100	9.3

8 Eduardo KLAFKE

Franca SP, Brazil • NBA Academy Latin America
Freshman • Guard • 6-5 • 195



BIO

HIGH SCHOOL: Prepped at the prestigious NBA Academy Latin America ... Ranked No. 120 in the nation by On3, and the seventh-best combo guard in the class of 2024 ... Listed as the top player out of Brazil in the class of 2024 by 247Sports ... Represented Brazil on the national stage, playing in U19 games as a 17 year-old.

PERSONAL: Son of Rogerio Klafke and Leticia Bersch Klafke ... Has one sibling, Lauren ... Born on November 11, 2005 ... Father, Rogerio Klafke, played on the Brazilian National Team in the 1996 Olympics, and FIBA World Cup in 1994, 1998, and 2002 ... Studying multi-disciplinary studies at Ole Miss.

THE KLAFKE FILE

BIRTHDAY	NOVEMBER 11, 2005
MAJOR	MULTI-DISCIPLINARY STUDIES

CAREER HIGHS

Points: 8, vs. #12 Purdue (11/29/24)
Rebounds: 4, vs. North Carolina (3/21/25)
Assists: 2, 3x, MR: vs. LSU (1/11/25)
Steals: 2, 3x, MR: at Vanderbilt (2/22/25)
Blocks: 2, 3x, MR: at Vanderbilt (2/22/25)
Field Goals: 3, 2x, MR: at Louisville (12/3/24)
Free Throws: 2, 3x, MR: at #5 Florida (3/8/25)
Three Pointers: 2, 3x, MR: at Memphis (12/28/24)

SEASON HIGHS

Points: 8, vs. #12 Purdue (11/29/24)
Rebounds: 4, vs. North Carolina (3/21/25)
Assists: 2, 3x, MR: vs. LSU (1/11/25)
Steals: 2, 3x, MR: at Vanderbilt (2/22/25)
Blocks: 2, 3x, MR: at Vanderbilt (2/22/25)
Field Goals: 3, 2x, MR: at Louisville (12/3/24)
Free Throws: 2, 3x, MR: at #5 Florida (3/8/25)
Three Pointers: 2, 3x, MR: at Memphis (12/28/24)

SEASON SUPERLATIVES

Double-Figure Points: --
Double-Figure Rebounds: --
Double-Doubles: --
5+ Rebounds: --
5+ Assists: --
Led Team in Points: --
Led Team in Rebounds: --
Led Team in Assists: --

SEASON GAME-BY-GAME

Opponent	Date	GS	MIN	Total		3-Pointers		Free throws		Rebounds				PF	A	TO	BLK	STL	PTS	AVG	
				FG-FGA	PCT	3FG-3FGA	PCT	FT-FTA	PCT	OFF	DEF	TOT	AVG								
LIU	11/04/2024		09:38	0-1	.000	0-0	.000	2-2	1.000	0	1	1	1.0	1	1	0	1	0	2	2.0	
Grambling	11/08/2024		06:08	0-1	.000	0-1	.000	0-0	.000	0	0	0	0.5	1	0	0	0	0	0	1.0	
South Alabama	11/12/2024		08:11	0-0	.000	0-0	.000	0-0	.000	0	0	0	0.3	1	2	2	0	1	0	0.7	
vs Colorado St.	11/16/2024		04:32	0-0	.000	0-0	.000	0-0	.000	0	0	0	0.3	2	0	0	0	0	0	0.5	
Oral Roberts	11/21/2024		17:19	1-2	.500	1-2	.500	2-3	.667	1	1	2	0.6	1	1	0	0	0	5	1.4	
vs BYU	11/28/2024		07:55	0-0	.000	0-0	.000	0-0	.000	0	1	1	0.7	1	0	0	0	1	0	1.2	
vs Purdue	11/29/2024		15:38	3-4	.750	2-3	.667	0-0	.000	0	2	2	0.9	0	0	0	0	0	8	2.1	
at Louisville	12/03/2024		18:07	3-3	1.000	2-2	1.000	0-0	.000	1	0	1	0.9	1	0	0	0	1	8	2.9	
Lindenwood	12/07/2024		18:45	1-1	1.000	1-1	1.000	0-0	.000	0	2	2	1.0	0	1	0	0	0	3	2.9	
vs Southern Miss.	12/14/2024		18:04	1-3	.333	1-3	.333	0-0	.000	0	2	2	1.1	2	1	0	0	1	3	2.9	
Southern U.	12/17/2024		15:09	0-0	.000	0-0	.000	0-0	.000	0	1	1	1.1	1	2	0	0	2	0	2.6	
Queens (NC)	12/21/2024		16:32	1-2	.500	1-2	.500	0-0	.000	1	1	2	1.2	0	0	1	2	0	3	2.7	
at Memphis	12/28/2024		16:29	2-2	1.000	2-2	1.000	0-0	.000	0	1	1	1.2	1	1	2	2	0	6	2.9	
Georgia	01/04/2025		06:00	0-0	.000	0-0	.000	0-0	.000	0	0	0	1.1	1	0	0	0	1	0	2.7	
at Arkansas	01/08/2025		11:05	2-3	.667	1-2	.500	0-0	.000	0	2	2	1.1	0	0	0	0	0	5	2.9	
LSU	01/11/2025		06:45	0-0	.000	0-0	.000	0-2	.000	1	1	2	1.2	1	2	0	0	2	0	2.7	
at Alabama	01/14/2025		05:30	0-0	.000	0-0	.000	0-0	.000	0	1	1	1.2	3	0	0	0	1	0	2.5	
at Mississippi St.	01/18/2025		15:34	1-2	.500	1-2	.500	0-0	.000	0	3	3	1.3	1	1	0	0	0	3	2.6	
Texas A&M	01/22/2025		05:11	0-1	.000	0-1	.000	0-0	.000	1	1	2	1.3	0	0	1	0	0	0	2.4	
at Missouri	01/25/2025		13:16	0-2	.000	0-2	.000	0-0	.000	0	0	0	1.3	2	0	0	0	1	0	2.3	
Texas	01/29/2025		07:45	0-0	.000	0-0	.000	0-0	.000	1	0	1	1.2	0	0	2	0	0	0	2.2	
Auburn	02/01/2025		03:28	0-0	.000	0-0	.000	0-0	.000	0	0	0	1.2	0	0	1	0	0	0	2.1	
Kentucky	02/04/2025		03:32	0-1	.000	0-0	.000	0-0	.000	0	0	0	1.1	1	0	0	0	0	0	2.0	
at LSU	02/08/2025		05:56	0-0	.000	0-0	.000	0-0	.000	0	0	0	1.1	2	0	0	0	0	0	1.9	
at South Carolina	02/12/2025		02:45	0-0	.000	0-0	.000	0-0	.000	0	0	0	1.0	0	0	0	0	0	0	1.8	
Mississippi St.	02/15/2025		10:01	0-0	.000	0-0	.000	0-2	.000	0	0	0	1.0	2	1	1	0	0	0	1.8	
at Vanderbilt	02/22/2025		21:57	0-1	.000	0-0	.000	0-0	.000	0	0	0	1.0	3	1	0	2	2	0	1.7	
at Auburn	02/26/2025		13:12	0-1	.000	0-0	.000	0-0	.000	0	2	2	1.0	3	0	0	0	0	0	1.6	
Oklahoma	03/01/2025		07:18	0-0	.000	0-0	.000	0-0	.000	1	2	3	1.1	1	0	0	0	0	0	1.6	
Tennessee	03/05/2025		04:05	0-0	.000	0-0	.000	0-0	.000	0	0	0	1.0	0	0	0	0	0	0	1.5	
at Florida	03/08/2025		14:16	0-3	.000	0-1	.000	2-2	1.000	1	0	1	1.0	1	1	1	0	1	2	1.5	
vs Arkansas	03/13/2025		08:52	1-2	.500	1-2	.500	0-0	.000	0	1	1	1.0	0	0	0	0	0	3	1.6	
vs Auburn	03/14/2025		01:20	0-0	.000	0-0	.000	0-0	.000	0	0	0	1.0	0	0	0	0	0	0	1.5	
vs North Carolina	03/21/2025		08:28	0-1	.000	0-1	.000	0-0	.000	0	4	4	1.1	0	0	0	0	1	0	1.5	
vs Iowa St.	03/23/2025		04:31	0-0	.000	0-0	.000	0-0	.000	0	1	1	1.1	2	0	0	0	0	0	1.5	
Totals			0	353:15	16-36	.444	13-27	.481	6-11	.545	8	30	38	1.1	35	15	11	7	15	51	1.5

Player Averages

Games Played	Minutes/game	Points/game	FG Pct	3FG Pct	FT Pct	Rebounds/game	Assists/game	Turnovers/game	Assist/Turnover ratio	Steals/game	Blocks/game
35	10.1	1.5	44.4	48.1	54.5	1.1	0.4	0.3	1.4	0.4	0.2

CAREER STATS

SEASON	TEAM	GP-GS	MIN/AVG	Field Goals		3-Point		F-Throws		Rebounds				Scoring						
				FG-FGA	FG%	3FG-3FGA	3FG%	FT-FTA	FT%	OFF	DEF	TOT	AVG	PF-FO	A	TO	BLK	STL	PTS	AVG
2024-25	UM	35-0	353/10.1	16-36	.444	13-27	.481	6-11	.545	8	30	38	1.1	35-0	15	11	7	15	51	1.5
TOTAL		35-0	353/10.1	16-36	.444	13-27	.481	6-11	.545	8	30	38	1.1	35-0	15	11	7	15	51	1.5

10 John **BOL**

Boma, South Sudan • Overtime Elite

Freshman • Forward • 7-2 • 210







BIO

HIGH SCHOOL: Ranked as the second-highest recruit in program history according to 247Sports ... Listed as a consensus four-star recruit by On3, 247Sports, Rivals, and ESPN ... Ranked as high as No. 54 nationally by both On3 and ESPN ... Listed as the top recruit from the state of Georgia by ESPN ... Ranked the eighth-best center in the 2024 class according to ESPN ... Selected to play in the 2024 McDonald's

All-American game, the second Ole Miss signee to earn the prestigious honor in the last four years ... Averaged 10.6 points, 9.9 rebounds, and 1.8 blocks per game as a senior with Overtime Elite.

PERSONAL: Born on September 20, 2004 ... Has one sibling, James ... Majoring in entrepreneurship at Ole Miss.

THE BOL FILE	
BIRTHDAY	SEPTEMBER 20, 2004
MAJOR	ENTREPRENEURSHIP

CAREER HIGHS	
Points:	4, 3x, MR: at Memphis (12/28/24)
Rebounds:	4, 2x, MR: at #5 Florida (3/8/25)
Assists:	--
Steals:	--
Blocks:	2, vs. Long Island (11/4/24)
Field Goals:	2, 2x, MR: at Memphis (12/28/24)
Free Throws:	2, vs. Southern Miss (12/14/24)
Three Pointers:	--

SEASON HIGHS	
Points:	4, 3x, MR: at Memphis (12/28/24)
Rebounds:	4, 2x, MR: at #5 Florida (3/8/25)
Assists:	--
Steals:	--
Blocks:	2, vs. Long Island (11/4/24)
Field Goals:	2, 2x, MR: at Memphis (12/28/24)
Free Throws:	2, vs. Southern Miss (12/14/24)
Three Pointers:	--

SEASON SUPERLATIVES	
Double-Figure Points:	--
Double-Figure Rebounds:	--
Double-Doubles:	--
5+ Rebounds:	--
5+ Assists:	--
Led Team in Points:	--
Led Team in Rebounds:	--
Led Team in Assists:	--

SEASON GAME-BY-GAME

Opponent	Date	GS	MIN	Total		3-Pointers		Free throws		Rebounds				PF	A	TO	BLK	STL	PTS	AVG	
				FG-FGA	PCT	3FG-3FGA	PCT	FT-FTA	PCT	OFF	DEF	TOT	AVG								
LIU	11/04/2024		07:27	1-1	1.000	0-0	.000	0-0	.000	1	3	4	4.0	1	0	0	2	0	2	2.0	
Oral Roberts	11/21/2024		08:13	2-3	.667	0-0	.000	0-0	.000	0	1	1	2.5	1	0	2	1	0	4	3.0	
at Louisville	12/03/2024		02:17	0-0	.000	0-0	.000	0-0	.000	0	0	0	1.7	0	0	0	0	0	0	2.0	
Lindenwood	12/07/2024		05:23	0-0	.000	0-0	.000	0-0	.000	0	0	0	1.3	1	0	0	0	0	0	1.5	
vs Southern Miss.	12/14/2024		06:53	1-3	.333	0-0	.000	2-4	.500	1	0	1	1.2	1	0	1	0	0	4	2.0	
Southern U.	12/17/2024		01:10	0-0	.000	0-0	.000	0-0	.000	0	0	0	1.0	0	0	0	0	0	0	1.7	
Queens (NC)	12/21/2024		02:52	1-1	1.000	0-0	.000	0-0	.000	0	0	0	0.9	0	0	0	0	0	2	1.7	
at Memphis	12/28/2024		09:05	2-3	.667	0-0	.000	0-0	.000	2	0	2	1.0	2	0	0	0	0	4	2.0	
Georgia	01/04/2025		02:38	0-0	.000	0-0	.000	0-0	.000	0	0	0	0.9	0	0	0	0	0	0	1.8	
at Arkansas	01/08/2025		03:51	0-0	.000	0-0	.000	0-0	.000	0	0	0	0.8	0	0	0	1	0	0	1.6	
LSU	01/11/2025		00:42	0-0	.000	0-0	.000	0-0	.000	0	0	0	0.7	0	0	0	0	0	0	1.5	
at Alabama	01/14/2025		00:10	0-0	.000	0-0	.000	0-0	.000	0	0	0	0.7	0	0	0	0	0	0	1.3	
at Missouri	01/25/2025		03:17	0-0	.000	0-0	.000	0-0	.000	0	1	1	0.7	0	0	0	1	0	0	1.2	
at LSU	02/08/2025		00:00	0-0	.000	0-0	.000	0-0	.000	0	0	0	0.6	0	0	0	0	0	0	1.1	
Mississippi St.	02/15/2025		01:27	0-0	.000	0-0	.000	0-0	.000	0	1	1	0.7	0	0	0	0	0	0	1.1	
at Auburn	02/26/2025		05:01	1-1	1.000	0-0	.000	0-0	.000	1	1	2	0.8	1	0	0	0	0	2	1.1	
at Florida	03/08/2025		08:54	0-0	.000	0-0	.000	1-2	.500	2	2	4	0.9	3	0	2	0	0	1	1.1	
Totals			0	69:20	8-12	.667	0-0	.000	3-6	.500	7	9	16	0.9	10	0	5	5	0	19	1.1

Player Averages

Games Played	Minutes/game	Points/game	FG Pct	3FG Pct	FT Pct	Rebounds/game	Assists/game	Turnovers/game	Assist/Turnover ratio	Steals/game	Blocks/game
17	4.1	1.1	66.7	0.0	50.0	0.9	0.0	0.3	0.0	0.0	0.3

CAREER STATS

		Field Goals		3-Point		F-Throws		Rebounds				Scoring								
SEASON	TEAM	GP-GS	MIN/AVG	FG-FGA	FG%	3FG-3FGA	3FG%	FT-FTA	FT%	OFF	DEF	TOT	AVG	PF-FO	A	TO	BLK	STL	PTS	AVG
2024-25	UM	17-0	69/4.1	8-12	.667	0-0	.000	3-6	.500	7	9	16	0.9	10-0	0	5	5	0	19	1.1
TOTAL		17-0	69/4.1	8-12	.667	0-0	.000	3-6	.500	7	9	16	0.9	10-0	0	5	5	0	19	1.1

PLAYER BIOS

11 Matthew MURRELL

Memphis, Tenn. • IMG Academy
Senior • Guard • 6-4 • 205



BIO

2023-24 (SENIOR)*: Named Second Team All-SEC (Coaches) and NABC All-District Second Team ... Started in all 32 games for Ole Miss ... Averaged 32.9 minutes per game, fifth-most in the SEC ... Led the Rebels in scoring with 16.2 points per game, ending the regular season ninth in the SEC ... Led the team with 50 steals, averaging 1.6 per game, ranked seventh in the SEC ... Connected on a team-high 78 makes from three, tied for the 10th-most in a single season in school history ... Average of 2.4 three-pointers made per game ranked fifth in the conference ... Finished the regular season 10th in the SEC with a field goal percentage of 46.4 ... Against NC State on November 28, scored his 1,000th career point to become the 42nd player in Ole Miss history to hit that mark ... On December 19 against Troy, collected 10 steals, setting a new program record for most in a single game and tying him for the most ever in the SEC ... Finished the season 16th in program history with 1,444 career points and fifth in made three-point field goals with 218.

JUNIOR (2022-23): Played in 30 games for the Rebels, making 29 starts ... Averaged a team-best 34.3 minutes per game, ranked second in the SEC ... Led the team in scoring with an average of 14.4 points per game ... Grabbed 2.9 rebounds and dished out a team-best 2.6 assists per game ... Finished second on the team in steals with 34 ... Hit a team-best 62 three pointers on the season ... Scored in double figures 23 times on the season, hitting 20 points or more in eight contests.

SOPHOMORE (2021-22): Started in 24 of his 31 appearances for the Rebels ... Finished the year averaging 12.1 points per game, 3.0 rebounds per game, 1.7 assists per game and 0.8 steals per game ... Closed out the season with double-digit scoring performances in eight of his last nine games of the season including scoring 20 against Texas A&M and 25 against Kentucky in

back-to-back contests ... Earned the No. 4 spot in the Sportscenter Top 10 (Nov. 30) following his windmill dunk against Rider ... Named to SEC Winter Academic Honor Roll.

FRESHMAN (2020-21): One of four Rebels to play in all 28 games, making three starts ... Averaged 4.2 ppg and 2.0 rpg ... In the opening round of the NIT versus Louisiana Tech, tallied nine points to go along with career bests in rebounds (7), assists (3) and blocks (2) ... Named to the SEC First-Year Academic Honor Roll.

HIGH SCHOOL: Rated as a four-star guard by 247Sports, ESPN and Rivals ... Ranked as the No. 39 player in the country by ESPN and 247Sports' composite rankings ... No. 2 prospect out of Tennessee ... Spent his final season at IMG Academy in Bradenton, Florida ... Played his first three high school seasons at Whitehaven High School in Memphis ... As a junior, averaged 20.1 ppg, 4.0 rpg and 3.2 apg ... First-team all-metro selection ... As a sophomore, averaged 15.4 ppg to guide Whitehaven to the Class AAA Championship game and earned all-region honors ... Averaged 15.2 ppg, 2.0 rpg and 1.2 apg as a member of Team Thad at the AAU level, leading the team to the 2019 Under Armour Association national championship.

PERSONAL: Son of Carl Murrell and Gladys Robinson ... Has three brothers, Carl Jr., Cameron and Joshua ... His older brother Carl attended Ole Miss ... Full name is Matthew Everett Murrell ... Born December 19, 2001 ... Earned degree from Ole Miss in public health and health sciences with an emphasis on community health ... Currently pursuing a master's degree in intercollegiate athletic administration.

SEASON GAME-BY-GAME

Opponent	Date	GS	MIN	Total			3-Pointers			Free throws			Rebounds			PF	A	TO	BLK	STL	PTS	AVG
				FG	FGA	PCT	3FG	3FGA	PCT	FT	FTA	PCT	OFF	DEF	TOT							
LIU	11/04/2024	*	30:14	3-8	.375	1-4	.250	4-4	1.000	1	2	3	3.0	1	3	1	1	2	11	11.0		
Grambling	11/08/2024	*	33:25	4-11	.364	0-3	.000	0-3	.000	3	1	4	3.5	4	4	1	0	7	8	9.5		
vs Colorado St.	11/16/2024	*	31:55	3-9	.333	2-3	.667	2-2	1.000	1	2	3	3.3	2	1	1	0	0	10	9.7		
Oral Roberts	11/21/2024	*	27:45	7-14	.500	2-6	.333	3-4	.750	0	0	0	2.5	2	4	1	0	3	19	12.0		
vs BYU	11/28/2024	*	35:24	6-11	.545	0-3	.000	6-6	1.000	0	3	3	2.6	2	0	1	0	2	18	13.2		
vs Purdue	11/29/2024	*	32:43	5-11	.455	4-10	.400	0-0	.000	0	0	0	2.2	3	0	1	0	2	14	13.3		
at Louisville	12/03/2024	*	26:14	4-7	.571	0-2	.000	0-0	.000	5	5	2.6	1	0	0	1	1	8	12.6			
Queens (NC)	12/21/2024	*	22:33	4-8	.500	2-4	.500	0-0	.000	2	4	6	3.0	3	3	0	0	1	10	12.3		
at Memphis	12/28/2024	*	29:52	3-11	.273	1-4	.250	0-2	.000	2	2	2.9	4	2	0	1	4	7	11.7			
Georgia	01/04/2025	*	33:48	5-8	.625	0-2	.000	5-6	.833	1	5	6	3.2	1	3	1	0	1	15	12.0		
at Arkansas	01/08/2025	*	27:35	3-7	.429	2-5	.400	1-2	.500	0	4	4	3.3	2	0	0	0	1	9	11.7		
LSU	01/11/2025	*	30:56	3-10	.300	2-6	.333	1-2	.500	1	3	4	3.3	0	6	3	0	1	9	11.5		
at Alabama	01/14/2025	*	33:55	3-9	.333	2-6	.333	3-4	.750	0	1	1	3.2	1	0	1	0	3	11	11.5		
at Mississippi St.	01/18/2025	*	28:43	5-10	.500	2-4	.500	3-4	.750	2	2	4	3.2	2	1	0	0	1	15	11.7		
Texas A&M	01/22/2025	*	21:33	1-9	.111	1-6	.167	2-2	1.000	0	3	3	3.2	0	4	1	1	3	5	11.3		
at Missouri	01/25/2025	*	37:13	5-13	.385	2-5	.400	0-0	.000	2	4	6	3.4	3	2	1	0	3	12	11.3		
Texas	01/29/2025	*	25:53	1-4	.250	0-2	.000	1-2	.500	1	2	3	3.4	3	4	0	0	2	3	10.8		
Auburn	02/01/2025	*	31:03	4-6	.667	2-4	.500	7-9	.778	0	4	4	3.4	1	1	0	0	1	17	11.2		
Kentucky	02/04/2025	*	35:30	8-13	.615	6-11	.545	2-2	1.000	1	4	5	3.5	1	3	0	0	1	24	11.8		
at LSU	02/08/2025	*	35:35	2-7	.286	0-3	.000	6-6	1.000	1	8	9	3.8	1	1	2	1	1	10	11.8		
at South Carolina	02/12/2025	*	32:08	3-6	.500	1-1	1.000	3-3	1.000	0	2	2	3.7	1	2	0	0	1	10	11.7		
Mississippi St.	02/15/2025	*	27:40	2-6	.333	0-3	.000	2-2	1.000	1	5	6	3.8	3	3	0	0	2	6	11.4		
at Vanderbilt	02/22/2025	*	11:36	1-5	.200	0-2	.000	0-0	.000	0	0	0	3.6	1	0	1	0	0	2	11.0		
at Auburn	02/26/2025	*	30:32	4-6	.667	2-3	.667	2-2	1.000	0	0	0	3.5	0	2	0	0	2	12	11.0		
Oklahoma	03/01/2025	*	33:53	4-7	.571	0-1	.000	2-2	1.000	0	2	2	3.4	3	2	1	0	1	10	11.0		
Tennessee	03/05/2025	*	33:08	5-12	.417	1-5	.200	1-1	1.000	0	4	4	3.4	1	1	1	0	1	12	11.0		
at Florida	03/08/2025	*	25:51	3-6	.500	1-4	.250	0-0	.000	0	5	5	3.5	2	1	0	0	1	7	10.9		
vs Arkansas	03/13/2025	*	32:44	4-11	.364	1-5	.200	3-4	.750	1	1	2	3.4	2	1	1	1	2	12	10.9		
vs Auburn	03/14/2025	*	28:17	0-5	.000	0-4	.000	2-2	1.000	0	3	3	3.4	3	0	0	0	1	2	10.6		
vs North Carolina	03/21/2025	*	37:22	3-8	.375	0-3	.000	2-3	.667	0	6	6	3.5	3	2	1	1	2	8	10.5		
vs Iowa St.	03/23/2025	*	30:15	5-7	.714	3-3	1.000	2-3	.667	2	2	4	3.5	2	0	0	0	2	15	10.7		
Totals			30	935:14	113-265	.426	40-127	.315	65-82	.793	20	89	109	3.5	58	56	20	7	55	331	10.7	

Player Averages

Games Played	Minutes/game	Points/game	FG Pct	3FG Pct	FT Pct	Rebounds/game	Assists/game	Turnovers/game	Assist/Turnover ratio	Steals/game	Blocks/game
31	30.2	10.7	42.6	31.5	79.3	3.5	1.8	0.6	2.8	1.8	0.2

CAREER STATS

SEASON	TEAM	GP-GS	MIN/AVG	Field Goals		3-Point		F-Throws		Rebounds				Scoring						
				FG-FGA	FG%	3FG-3FGA	3FG%	FT-FTA	FT%	OFF	DEF	TOT	AVG	PF-FO	A	TO	BLK	STL	PTS	AVG
2020-21	UM	28-3	483/17.2	42-130	.323	19-61	.311	15-27	.556	16	40	56	2.0	29-0	22	39	8	13	118	4.2
2021-22	UM	31-24	917/29.6	123-288	.427	59-153	.386	69-92	.750	14	79	93	3.0	52-0	53	41	4	24	374	12.1
2022-23	UM	30-29	1032/34.4	140-384	.365	62-204	.304	91-108	.843	22	82	104	3.5	56-3	79	58	5	34	433	14.4
2023-24	UM	32-32	1052/32.9	178-384	.464	78-196	.398	85-115	.739	18	98	116	3.6	64-1	76	54	8	50	519	16.2
2024-25	UM	31-30	935/30.2	113-265	.426	40-127	.315	65-82	.793	20	89	109	3.5	58-0	56	20	7	55	331	10.7
TOTAL		152-118	4419/29.1	596-1451	.411	258-741	.348	325-424	.767	90	388	478	3.1	259-4	286	212	32	176	1775	11.7

THE MURRELL FILE

BIRTHDAY	DECEMBER 19, 2001
MAJOR	ATHLETIC ADMINISTRATION (MASTER'S)

CAREER HIGHS

Points: 31, vs. Mississippi St. (1/08/22)
Rebounds: 9, 4x, MR: at LSU (2/8/25)
Assists: 7, vs. FAU (11/11/22)
Steals: 10, vs. Troy (12/19/23)
Blocks: 2, 3x, MR: vs. Arkansas (1/24/24)
Field Goals: 10, vs. Mississippi St. (1/08/22)
Free Throws: 9, 2x, MR: at Auburn (2/22/23)
Three Pointers: 8, vs. Texas A&M (2/28/23)

SEASON HIGHS

Points: 24, vs. #14 Kentucky (2/4/25)
Rebounds: 9, at LSU (2/8/25)
Assists: 6, vs. LSU (1/11/25)
Steals: 7, vs. Grambling State (11/8/24)
Blocks: 1, 7x, MR: vs. North Carolina (3/21/25)
Field Goals: 8, vs. #14 Kentucky (2/4/25)
Free Throws: 7, vs. #1 Auburn (2/1/25)
Three Pointers: 6, vs. #14 Kentucky (2/4/25)

SEASON SUPERLATIVES

Double-Figure Points: 19x
Double-Figure Rebounds: --
Double-Doubles: --
5+ Rebounds: 9x
5+ Assists: --
Led Team in Points: 3x
Led Team in Rebounds: 3x
Led Team in Assists: 3x

Dre 14 DAVIS

Indianapolis, Ind. • Lawrence Central • Seton Hall
Senior • Guard • 6-6 • 215





BIO

AT SETON HALL - 2023-24 (SENIOR*) AND 2022-23 (JUNIOR): In two seasons at Seton Hall, played in 60 games while scoring 774 points with 297 rebounds, 75 assists, 46 steals and 57 blocks ... Named to the 2024 NIT All-Tournament Team after averaging 16.6 points, 6.8 rebounds, and 2.6 blocks per game ... Played in all 37 games for Seton Hall, making 36 starts as senior ... Tied for second on the team in scoring with an average of 15.0 points per game and third on the team in rebounding at 5.9 per contest ... Finished second on the team in blocks with 49, with his average of 1.3 per game ranking fifth in the Big East ... One of just six Big East players since 2010-11 to average 16 or more points, shoot 50 percent or better from the field, and 80 percent or better from the free throw line in conference play ... Ranked fourth in conference games in the Big East in field goal percentage at 51.5 percent ... Fifth in the Big East in free throw percentage ... Capped off his incredible run in the NIT with 18 points and three blocks to help Seton Hall claim the title over Indiana State on April 4 ... Saw action in 23 games, making one start as junior ... Averaged 9.6 points and 3.3 rebounds per game while shooting 51.7 percent from the floor.

Played in 30 games, making 23 starts as sophomore ... Averaged 7.4 points and 3.0 rebounds per game ... Played in 20 games and made 17 starts as a freshman ... Averaged 7.4 points and 3.2 boards per contest ... Finished third on the team in offensive rebounds on the season with 34.

HIGH SCHOOL: Ranked as the No. 3 player in the state of Indiana and the No. 122 recruit in the nation according to On3 ... Ranked the No. 100 recruit in the nation and No. 4 player in Indiana by ESPN ... Averaged 21.5 points, 8.7 rebounds, 2.8 assists, 1.2 blocks, and 1.2 steals per game as a senior ... Helped lead his team to a 22-3 record ... Shot 57.3 percent from the field, 36.3 percent from three, and 80.2 percent from the free throw line ... Scored 1,192 points and grabbed 516 rebounds during his high school career ... Over three seasons, helped lead his high school to a record of 60-14 ... Honored on the 2020 IBCA/Subway Supreme 15 Senior Indiana All-State Team ... A finalist for Indiana's Mr. Basketball award.

PERSONAL: Son of Carlonda and D'Andre Davis ... Has one brother, Tae, who plays basketball at Notre Dame ... Born on August 23, 2001 ... Currently pursuing a master's degree in intercollegiate athletic administration.

AT LOUISVILLE - 2021-22 (SOPHOMORE) AND 2020-21 (FRESHMAN): Spent the first two years of his collegiate career at Louisville, playing in 50 games while scoring 370 points and grabbing 154 rebounds ...

SEASON GAME-BY-GAME

Opponent	Date	GS	MIN	Total			3-Pointers		Free Throws		Rebounds		PF	A	TO	BLK	STL	PTS	AVG		
				FG	FGA	PCT	3FG	3FGA	PCT	FT	FTA	PCT								OFF	DEF
LIU	11/04/2024	*	23:05	5-9	556	0-0	.000	1-2	500	2	3	5	5.0	4	0	2	2	1	11	11.0	
Grambling	11/08/2024	*	25:51	4-7	571	2-3	.667	3-4	750	0	4	4	4.5	3	1	1	0	0	13	12.0	
South Alabama	11/12/2024	*	21:44	1-7	143	0-3	.000	2-4	500	4	1	5	4.7	2	0	0	0	0	4	9.3	
vs Colorado St.	11/16/2024	*	23:01	4-10	400	1-4	.250	2-3	667	3	1	4	4.5	2	1	1	1	2	11	9.8	
vs BYU	11/28/2024	*	32:48	4-9	444	0-1	.000	10-14	714	1	5	6	4.8	4	1	1	0	3	18	11.4	
vs Purdue	11/29/2024	*	31:29	2-11	182	1-4	.250	4-5	800	3	3	6	5.0	2	3	0	0	0	9	11.0	
at Louisville	12/03/2024	*	22:20	9-12	750	2-3	.667	0-0	000	1	3	4	4.9	3	2	0	1	0	20	12.3	
Lindenwood	12/07/2024	*	28:59	4-8	500	0-2	.000	4-6	667	2	4	6	5.0	1	2	3	3	1	12	12.3	
vs Southern Miss.	12/14/2024	*	22:19	2-6	333	0-0	.000	2-4	500	4	3	7	5.2	0	2	1	1	0	6	11.6	
Southern U.	12/17/2024	*	31:08	6-11	545	2-4	.500	0-0	000	0	3	3	5.0	1	1	2	2	3	14	11.8	
Queens (NC)	12/21/2024	*	30:30	4-7	571	1-3	.333	2-3	667	2	4	6	5.1	4	2	2	2	1	11	11.7	
at Memphis	12/28/2024	*	19:34	1-5	200	0-2	.000	0-0	000	2	2	4	5.0	3	2	2	1	1	2	10.9	
Georgia	01/04/2025	*	30:25	2-4	500	1-2	.500	4-7	571	1	3	4	4.9	3	2	5	5	2	9	10.8	
at Arkansas	01/08/2025	*	19:37	2-4	500	0-2	.000	6-8	750	2	5	7	5.1	3	1	1	0	1	10	10.7	
LSU	01/11/2025	*	32:06	3-4	750	2-2	1.000	2-2	1000	2	4	6	5.1	3	1	1	0	1	10	10.7	
at Alabama	01/14/2025	*	24:43	1-5	200	0-0	.000	0-0	000	2	1	3	5.0	5	3	1	1	3	2	10.1	
at Mississippi St.	01/18/2025	*	28:34	2-7	286	1-4	.250	0-0	000	1	2	3	4.9	5	2	3	1	3	5	9.8	
Texas A&M	01/22/2025	*	21:08	2-5	400	0-1	.000	0-0	000	0	2	2	4.7	2	1	1	1	0	4	9.5	
Texas	01/29/2025	*	32:41	6-11	545	2-4	.500	3-4	750	1	6	7	4.8	2	0	0	2	1	17	9.9	
Auburn	02/01/2025	*	14:39	2-4	500	0-1	.000	1-2	500	1	1	2	4.7	5	0	0	1	0	5	9.7	
Kentucky	02/04/2025	*	26:06	7-10	700	1-2	.500	2-2	1000	1	2	3	4.6	3	0	0	0	0	17	10.0	
at LSU	02/08/2025	*	33:21	8-16	500	0-2	.000	6-10	600	4	3	7	4.7	2	0	0	0	1	22	10.5	
at South Carolina	02/12/2025	*	17:08	5-9	556	0-0	.000	2-2	1000	2	2	4	4.7	4	0	1	0	1	12	10.6	
Mississippi St.	02/15/2025	*	25:25	3-8	375	0-2	.000	0-0	000	2	1	3	4.6	1	4	2	2	0	6	10.4	
at Vanderbilt	02/22/2025	*	25:58	2-7	286	2-3	.667	3-4	750	0	3	3	4.6	3	0	1	1	2	9	10.4	
at Auburn	02/26/2025	*	28:52	6-11	545	0-3	.000	0-2	000	0	4	4	4.5	4	0	1	2	1	12	10.4	
Oklahoma	03/01/2025	*	26:54	4-7	571	1-3	.333	4-4	1000	0	2	2	4.4	3	2	0	1	1	13	10.5	
Tennessee	03/05/2025	*	29:20	5-13	385	1-4	.250	2-2	1000	5	5	10	4.6	5	3	1	0	2	13	10.6	
at Florida	03/08/2025	*	22:21	2-9	222	1-1	1.000	0-0	000	0	1	1	4.5	2	1	1	0	0	5	10.4	
vs Arkansas	03/13/2025	*	22:37	3-11	273	0-2	.000	1-1	1000	2	6	8	4.6	2	1	0	0	1	7	10.3	
vs Auburn	03/14/2025	*	30:17	5-8	625	1-3	.333	1-3	333	1	5	6	4.7	3	2	4	1	0	12	10.4	
vs North Carolina	03/21/2025	*	27:52	6-9	667	3-4	.750	0-1	000	5	3	8	4.8	4	0	1	1	0	15	10.5	
vs Iowa St.	03/23/2025	*	28:30	1-4	250	0-1	.000	2-2	1000	1	4	5	4.8	5	2	1	1	0	4	10.3	
Totals			33	861:22	123-268	.459	25-75	.333	69-101	.683	57	101	158	4.8	98	42	40	33	32	340	10.3

Player Averages

Games Played	Minutes/game	Points/game	FG Pct	3FG Pct	FT Pct	Rebounds/game	Assists/game	Turnovers/game	Assist/Turnover ratio	Steals/game	Blocks/game
33	26.1	10.3	45.9	33.3	68.3	4.8	1.3	1.2	1.1	1.0	1.0

CAREER STATS

SEASON	TEAM	GP-GS	MIN/AVG	Field Goals		3-Point		F-Throws		Rebounds				Scoring							
				FG-FGA	FG%	3FG-3FGA	3FG%	FT-FTA	FT%	OFF	DEF	TOT	AVG	PF-FO	A	TO	BLK	STL	PTS	AVG	
2020-21	LOU	20-17	576/28.8	50-127	.394	12-48	.250	36-48	.750	34	29	63	3.2	50-1	22	33	6	11	148	7.4	
2021-22	LOU	30-23	598/19.9	85-199	.427	11-53	.208	41-55	.745	41	50	91	3.0	62-1	25	41	15	17	222	7.4	
2022-23	SHU	23-1	432/18.8	76-147	.517	18-44	.409	50-58	.862	19	58	77	3.3	43-0	15	38	8	12	220	9.6	
2023-24	SHU	37-36	1219/33.0	207-421	.492	35-100	.350	105-125	.840	66	154	220	5.9	84-2	60	56	49	34	554	15.0	
2024-25	UM	33-33	861/26.1	123-268	.459	25-75	.333	69-101	.683	57	101	158	4.8	98-5	42	40	33	32	340	10.3	
TOTAL FOR UM		33-33	861/26.1	123-268	.459	25-75	.333	69-101	.683	57	101	158	4.8	98-5	42	40	33	32	340	10.3	
TOTAL			143-110	3687/25.8	541-1162	.466	101-320	.316	301-387	.778	217	392	609	4.3	337-9	164	208	111	106	1484	10.4

21 Ja'Von BENSON

Columbia, S.C. • Ridge View • Hampton
Senior • Forward • 6-7 • 220



BIO

AT HAMPTON - 2023-24 (SENIOR*): Saw action in 32 games and made 15 starts ... Averaged 15.2 minutes, 7.1 points and 5.3 rebounds per game ... Led the team with 46 blocks and ranked third in the conference with an average of 1.4 per game ... Posted three double-doubles ... Registered a career-high seven blocks on February 3 against Howard.

AT SOUTH CAROLINA - 2022-23 (JUNIOR), 2021-22 (SOPHOMORE) AND 2020-21 (FRESHMAN): Spent three seasons with the Gamecocks program, playing in 15 games and scoring 29 points.

HIGH SCHOOL: Ranked a three-star prospect and the No. 4 recruit in South Carolina by 247Sports ... Helped lead his high school to back-to-back state championships ... Averaged 17.5 points and 11.2 rebounds per game during his senior season ... Named the South Carolina Class 4A Player of the Year ... Posted a double-double in the state championship game as a junior.

PERSONAL: Son of James Benson and Rennè Outen-Pinckney ... Has five siblings: Kwali, Michael, Miles, Mali, and La'La.

THE BENSON FILE

BIRTHDAY	JANUARY 9, 2002
MAJOR	ATHLETIC ADMINISTRATION (MASTER'S)

CAREER HIGHS

Points: 19, at William & Mary (3/2/24)
Rebounds: 14, at Campbell (2/22/24)
Assists: 3, at Northeastern (2/24/24)
Steals: 2, 2x, MR: at Eastern Mich. (12/21/23)
Blocks: 7, vs. Howard (2/3/24)
Field Goals: 8, at William & Mary (3/2/24)
Free Throws: 6, 2x, MR: at Northeastern (2/24/24)
Three Pointers: 1, 6x, MR: at Hofstra (1/18/24)

SEASON HIGHS

Points: 7, vs. Lindenwood (12/7/24)
Rebounds: 4, vs. Lindenwood (12/7/24)
Assists: --
Steals: 1, 2x, MR: vs. Southern (12/17/24)
Blocks: 1, 2x, MR: at Memphis (12/28/24)
Field Goals: 2, vs. Lindenwood (12/7/24)
Free Throws: 2, 2x, MR: vs. Lindenwood (12/7/24)
Three Pointers: 1, vs. Lindenwood (12/7/24)

SEASON SUPERLATIVES

Double-Figure Points: --
Double-Figure Rebounds: --
Double-Doubles: --
5+ Rebounds: --
5+ Assists: --
Led Team in Points: --
Led Team in Rebounds: --
Led Team in Assists: --

SEASON GAME-BY-GAME

Opponent	Date	GS	MIN	Total		3-Pointers		Free throws		Rebounds				PF	A	TO	BLK	STL	PTS	AVG
				FG-FGA	PCT	3FG-3FGA	PCT	FT-FTA	PCT	OFF	DEF	TOT	AVG							
LIU	11/04/2024		04:22	0-0	.000	0-0	.000	2-2	1.000	0	1	1	1.0	0	0	1	0	1	2	2.0
Grambling	11/08/2024		02:48	0-1	.000	0-0	.000	0-0	.000	0	1	1	1.0	1	0	0	0	0	1.0	
Oral Roberts	11/21/2024		07:52	1-2	.500	0-0	.000	0-0	.000	1	2	3	1.7	1	0	0	0	2	1.3	
at Louisville	12/03/2024		01:51	0-0	.000	0-0	.000	0-0	.000	0	0	0	1.3	1	0	1	0	0	1.0	
Lindenwood	12/07/2024		04:09	2-2	1.000	1-1	1.000	2-2	1.000	1	3	4	1.8	0	0	1	0	7	2.2	
vs Southern Miss.	12/14/2024		04:22	0-1	.000	0-0	.000	0-2	.000	0	0	0	1.5	2	0	0	0	0	1.8	
Southern U.	12/17/2024		01:10	0-0	.000	0-0	.000	0-0	.000	0	0	0	1.3	1	0	1	0	1	1.6	
Queens (NC)	12/21/2024		00:39	0-0	.000	0-0	.000	0-0	.000	0	0	0	1.1	0	0	0	0	0	1.4	
at Memphis	12/28/2024		01:39	0-0	.000	0-0	.000	0-0	.000	0	0	0	1.0	0	0	1	0	0	1.2	
Totals		0	28:52	3-6	.500	1-1	1.000	4-6	.667	2	7	9	1.0	6	0	3	2	11	1.2	

Player Averages

Games Played	Minutes/game	Points/game	FG Pct	3FG Pct	FT Pct	Rebounds/game	Assists/game	Turnovers/game	Assist/Turnover ratio	Steals/game	Blocks/game
9	3.2	1.2	50.0	100.0	66.7	1.0	0.0	0.3	0.0	0.2	0.2

CAREER STATS

SEASON	TEAM	GP-GS	MIN/AVG	Field Goals		3-Point		F-Throws		Rebounds				Scoring						
				FG-FGA	FG%	3FG-3FGA	3FG%	FT-FTA	FT%	OFF	DEF	TOT	AVG	PF-FO	A	TO	BLK	STL	PTS	AVG
2020-21	SC	3-0	23/7.7	2-7	.286	1-3	.333	1-4	.250	3	3	6	2.0	1-0	2	0	1	0	6	2.0
2021-22	SC	6-0	57/9.6	9-22	.409	0-4	.000	2-6	.333	7	18	25	4.2	10-0	2	8	5	2	20	3.3
2022-23	SC	6-0	18/3.0	1-9	.111	1-5	.200	0-0	.000	0	5	5	0.8	1-0	0	2	1	0	3	0.5
2023-24	Hamp	32-15	486/15.2	86-153	.562	4-8	.500	54-71	.761	61	108	169	5.3	79-1	16	25	46	9	230	7.2
2024-25	UM	9-0	29/3.2	3-6	.500	1-1	1.000	4-6	.667	2	7	9	1.0	6-0	0	3	2	2	11	1.2
TOTAL FOR UM		9-0	29/3.2	3-6	.500	1-1	1.000	4-6	.667	2	7	9	1.0	6-0	0	3	2	2	11	1.2
TOTAL		56-15	613/11.0	101-197	.513	7-21	.333	61-87	.701	73	141	214	3.8	97-1	20	38	55	13	270	4.8

Max
22 SMITH

Austin, Texas • Anderson

Senior • Guard • 6-1 • 175





BIO

HIGH SCHOOL: Averaged 24 points per game at Anderson High School ... Lettered in track and field.

PERSONAL: Son of Robin and Scott Smith ... Has two siblings, Mason and Miranda ... Born on June 28, 2001 ... Majoring in finance.

SEASON GAME-BY-GAME

THE SMITH FILE	
BIRTHDAY	JUNE 28, 2001
MAJOR	FINANCE

CAREER HIGHS	
Points:	--
Rebounds:	--
Assists:	--
Steals:	--
Blocks:	--
Field Goals:	--
Free Throws:	--
Three Pointers:	--

SEASON HIGHS	
Points:	--
Rebounds:	--
Assists:	--
Steals:	--
Blocks:	--
Field Goals:	--
Free Throws:	--
Three Pointers:	--

SEASON SUPERLATIVES	
Double-Figure Points:	--
Double-Figure Rebounds:	--
Double-Doubles:	--
5+ Rebounds:	--
5+ Assists:	--
Led Team in Points:	--
Led Team in Rebounds:	--
Led Team in Assists:	--

OLE MISS CAREER STATS

Zach
31 DAY

Midland, Texas • Midland Christian

Freshman • Guard • 6-5 • 185



BIO

HIGH SCHOOL: Averaged 24 points, 7.5 rebounds, and 2.1 assists as a senior at Midland Christian ... Helped lead his team to a state championship.

PERSONAL: Son of Jon and Leslee Day ... Born on January 18 ... Major is freshman studies.

SEASON GAME-BY-GAME

THE DAY FILE

BIRTHDAY

JANUARY 18, 2005

MAJOR

FRESHMAN STUDIES

CAREER HIGHS

Points: --
Rebounds: --
Assists: --
Steals: --
Blocks: --
Field Goals: --
Free Throws: --
Three Pointers: --

SEASON HIGHS

Points: --
Rebounds: --
Assists: --
Steals: --
Blocks: --
Field Goals: --
Free Throws: --
Three Pointers: --

SEASON SUPERLATIVES

Double-Figure Points: --
Double-Figure Rebounds: --
Double-Doubles: --
5+ Rebounds: --
5+ Assists: --
Led Team in Points: --
Led Team in Rebounds: --
Led Team in Assists: --

CAREER STATS

55

Cam BRENT

Jackson, Miss. • Jackson Prep

Senior • Guard • 5-4 • 125

BIO

2023-24 (JUNIOR): Appeared in six games for the Rebels ... Saw his first collegiate action on December 19 against Troy ... On March 9 against Texas A&M, played six minutes and scored his first career point while adding one assist and a steal.

2022-23 (SOPHOMORE): Did not appear in any games.

PERSONAL: Son of Wayne Brent and Dedra Martin ... Born Sept. 27, 2002 ... Has two siblings: Kristian and Taylor ... Multi-disciplinary studies major.

THE BRENT FILE	
BIRTHDAY	SEPTEMBER 27, 2002
MAJOR	MULTI-DISCIPLINARY STUDIES

CAREER HIGHS

Points: 2, 2x, MR: vs. Lindenwood (12/7/24)
 Rebounds: 1, 3x, MR: vs. Southern Miss (12/14/24)
 Assists: 1, vs. Texas A&M (3/9/24)
 Steals: 1, vs. Texas A&M (3/9/24)
 Blocks: --
 Field Goals: 1, vs. Long Island (11/4/24)
 Free Throws: 2, vs. Lindenwood (12/7/24)
 Three Pointers: --

SEASON HIGHS

Points: 2, 2x, MR: vs. Lindenwood (12/7/24)
 Rebounds: 1, 3x, MR: vs. Southern Miss (12/14/24)
 Assists: --
 Steals: --
 Blocks: --
 Field Goals: 1, vs. Long Island (11/4/24)
 Free Throws: 2, vs. Lindenwood (12/7/24)
 Three Pointers: --

SEASON SUPERLATIVES

Double-Figure Points: --
 Double-Figure Rebounds: --
 Double-Doubles: --
 5+ Rebounds: --
 5+ Assists: --
 Led Team in Points: --
 Led Team in Rebounds: --
 Led Team in Assists: --

SEASON GAME-BY-GAME

Opponent	Date	GS	MIN	Total		3-Pointers		Free throws		Rebounds				PF	A	TO	BLK	STL	PTS	AVG
				FG-FGA	PCT	3FG-3FGA	PCT	FT-FTA	PCT	OFF	DEF	TOT	AVG							
LIU	11/04/2024		02:12	1-2	.500	0-0	.000	0-0	.000	0	0	0	0.0	0	0	0	0	0	2	2.0
Oral Roberts	11/21/2024		02:01	0-1	.000	0-1	.000	0-0	.000	0	1	1	0.5	0	0	0	0	0	0	1.0
Lindenwood	12/07/2024		01:40	0-0	.000	0-0	.000	2-2	1.000	0	1	1	0.7	0	0	0	0	0	2	1.3
vs Southern Miss.	12/14/2024		02:10	0-0	.000	0-0	.000	0-0	.000	0	1	1	0.8	0	0	0	0	0	0	1.0
Southern U.	12/17/2024		01:10	0-1	.000	0-0	.000	0-0	.000	0	0	0	0.6	0	0	0	0	0	0	0.8
Queens (NC)	12/21/2024		00:39	0-0	.000	0-0	.000	0-0	.000	0	0	0	0.5	0	0	0	0	0	0	0.7
LSU	01/11/2025		00:42	0-0	.000	0-0	.000	0-0	.000	0	0	0	0.4	0	0	0	0	0	0	0.6
Totals		0	10:34	1-4	.250	0-1	.000	2-2	1.000	0	3	3	0.4	0	0	0	0	0	4	0.6

Player Averages

Games Played	Minutes/game	Points/game	FG Pct	3FG Pct	FT Pct	Rebounds/game	Assists/game	Turnovers/game	Assist/Turnover ratio	Steals/game	Blocks/game
7	1.5	0.6	25.0	0.0	100.0	0.4	0.0	0.0	0.0	0.0	0.0

CAREER STATS

		Field Goals		3-Point		F-Throws		Rebounds				Scoring									
SEASON	TEAM	GP-GS	MIN/AVG	FG-FGA	FG%	3FG-3FGA	3FG%	FT-FTA	FT%	OFF	DEF	TOT	AVG	PF	FO	A	TO	BLK	STL	PTS	AVG
2023-24	UM	6-0	11/1.8	0-2	.000	0-1	.000	1-2	.500	0	0	0	0.0	1-0	1	0	0	0	1	1	0.2
2024-25	UM	7-0	11/1.5	1-4	.250	0-1	.000	2-2	1.000	0	3	3	0.4	0-0	0	0	0	0	0	4	0.6
TOTAL		13-0	22/1.7	1-6	.167	0-2	.000	3-4	.750	0	3	3	0.2	1-0	1	0	0	0	1	5	0.4

SJB PAVILION RECORD BOOK

INDIVIDUAL (OLE MISS)

Points:	43	Stefan Moody vs. Mississippi St. (03-03-16)
FG att:	25	Stefan Moody vs. Vanderbilt (02-06-16)
FG made:	13	2x, MR: Breein Tyree vs. Mississippi St. (02-11-20)
3-pt att:	15	Stefan Moody vs. Vanderbilt (02-06-16)
3-pt made:	8	2X, MR: Matthew Murrell vs. Texas A&M (2-28-23)
FT att:	18	3x, MR: D. Shuler vs. No. 16 Auburn (01-28-20)
FT made:	15	2x, MR: Stefan Moody vs. Mississippi St. (03-03-16)
Rebounds:	19	Sebastian Saiz vs. UMass (11-14-16)
Assists:	11	Jaylen Murray vs. Mississippi State (1-30-24)
Blocks:	9	Jamarion Sharp vs. Florida (1-10-24)
Steals:	10	Matthew Murrell vs. Troy (12-19-23)

TEAM (OLE MISS)

Points:	103	vs. Florida (1-10-24)
Few points:	47	vs. Georgia (01-11-17)
FG att:	75	vs. Charleston Southern (11-12-21)
FG made:	41	vs. Valparaiso (12-10-22)
FG pct:	61.5	vs. Chattanooga (12-16-18)
3-pt att:	33	2x, MR: vs. Montana (11-24-16)
3-pt made:	14	2x, MR: vs. Middle Tennessee (12-14-19)
3-pt pct:	63.6	14-22 vs. Middle Tennessee (12-14-19)
FT att:	46	vs. UMass (11-14-16)
FT made:	33	vs. UMass (11-14-16)
FT pct:	100.0	(15-15) vs. #4 Auburn (01-15-22)
Rebounds:	57	vs. Rider (11-30-21)
Assists:	26	2x, MR: vs. Oral Roberts (11-21-24)
Blocks:	16	vs. Florida (1-10-24)
Steals:	16	vs. Troy (12-19-23)

INDIVIDUAL (OPPONENT)

Points:	34	2x, MR: Isaiah Joe, Arkansas (1-11-20)
FG att:	24	Bryce Brown, #10 Auburn (1-9-19)
FG made:	12	Malik Monk, #8 Kentucky (12-29-16)
3-pt att:	19	Bryce Brown, #10 Auburn (1-9-19)
3-pt made:	8	Jaden Shackelford, Alabama (2-9-22)
FT att:	18	Keith Stone, Florida (1-13-18)
FT made:	13	Keith Stone, Florida (1-13-18)
Rebounds:	16	Mark Smith, Kansas State (1-29-22)
Assists:	15	Zakai Zeigler, Tennessee (3-5-25)
Blocks:	8	Clevon Brown, Vanderbilt (3-3-18)
Steals:	5	J.J. Frazier, Georgia (1-9-16)

TEAM (OPPONENT)

Points:	103	2x, MR: Alabama (2-28-24)
Few points:	43	2x, MR: UT Martin (12-22-20)
FG att:	75	vs. Florida (1-10-24)
FG made:	38	#24 Iowa State (1-26-19)
FG pct:	69.1	#24 Iowa State (1-26-19)
3-pt att:	41	South Dakota State (11-28-17)
3-pt made:	18	South Dakota State (11-28-17)
3-pt pct:	63.6	Alabama (2-9-22)
FT att:	37	#18 Memphis (12-4-21)
FT made:	26	2x, MR: #16 Auburn (1-28-20)
FT pct:	93.3	14-15, LSU (2-25-23)
Rebounds:	49	2x, MR: Illinois State (12-16-17)
Assists:	26	#24 Iowa State (1-26-19)
Blocks:	9	#4 Auburn (1-15-22)
Steals:	14	Southern (12-17-24)

SJB PAVILION FAQ

What is the official name?

The official name as of 2024-25 is the Sandy and John Black Pavilion at Ole Miss, or SJB Pavilion for short.

Does The Pavilion have a nickname like the Tad Pad?

No.

When did SJB Pavilion open?

January 7, 2016

What was the total cost?

\$96.5 million

Where is media parking?

Media parking is in either the garage or the lot in front of the track and field facility, and will be distributed by men's basketball contact Mike Swartz.

Where is the media entrance?

The media will-call table is located in the southwest corner of The Pavilion. For those parking inside the garage, media will-call is located on the Parking Level 1 of the parking garage (P1 on elevators). The media entrance will open 2 hours prior to tipoff.

Where is the media workroom?

In The Pavilion, the workroom is located in the southwest corner of the floor level through the visiting team tunnel.

Where is the media seating?

Media seating is located in the at the top of section 101 in the southwest corner of The Pavilion.

How do I obtain media credentials for games at the Pavilion?

Media credentials may be requested through the Athletics Communications Office for game credentials. Requests for credentials should be emailed to Mike Swartz (mgschwartz@olemiss.edu) and will be limited to working members of the media.

Where are the scouting seats located?

Scouting seats are available in the media seating area at the top of section 101. Additional seating may be purchased by contacting Mike Swartz in the Athletics Communications office.

What is the postgame interview policy?

Both team locker rooms are CLOSED to the media following the game. Ole Miss head coach Chris Beard will be brought into the media room approximately 10 minutes after the game. Selected players will join Coach Beard. Visiting coach and player interviews will be coordinated through the visiting team's communications contact.

SJB PAVILION QUICK FACTS

Arena Name	SJB Pavilion
Ground Breaking	July 31, 2014
Opening Date	Jan. 7, 2016
Capacity	9,500
Record Crowd	10,630 (1/30/24)
All-Time Record	105-55 (.656)
Current Streak	W2
Longest Win Streak	12 (11/6/23-1/30/24)

THE PAVILION FIRSTS

First Game	vs. Alabama (1/7/16)
First Win	vs. Alabama (1/7/16)
First Overtime Game	vs. USC (1/19/16)
First Point	Tomasz Gielo (3FG, 19:11/1H)
First FG	Tomasz Gielo (3FG, 19:11/1H)
First 3-Pointer	Tomasz Gielo (19:11/1H)
First Dunk ...	Jimmie Taylor, Alabama (11:00/1H)
First Dunk (OM)	Sebastian Saiz (17:09/2H)


MEDIA ROSTER



0 MALIK DIA
 Jr. • F • 6-9 • 250



1 MIKEAL BROWN-JONES
 Sr. • F • 6-8 • 225



3 SEAN PEDULLA
 Sr. • G • 6-1 • 195



4 JAEMYN BRAKEFIELD
 Sr. • F • 6-8 • 225



5 JAYLEN MURRAY
 Jr. • G • 5-11 • 170



6 ROBERT COWHERD
 So. • G • 6-4 • 210



7 DAVON BARNES
 Sr. • G • 6-4 • 205



8 EDUARDO KLAFKE
 Fr. • G • 6-5 • 195



10 JOHN BOL
 Fr. • F • 7-2 • 210




11 MATTHEW MURRELL
 Sr. • G • 6-4 • 205



14 DRE DAVIS
 Sr. • G • 6-6 • 215



21 JA'VON BENSON
 Sr. • F • 6-7 • 220



22 MAX SMITH
 Sr. • G • 6-1 • 175



31 ZACH DAY
 Fr. • G • 6-5 • 185



55 CAM BRENT
 Sr. • G • 5-4 • 125



CHRIS BEARD
 Head Coach



WES FLANIGAN
 Assistant Coach



AL PINKINS
 Assistant Coach



BOB DONEWALD JR.
 Assistant Coach




BRIAN BURG
 Assistant Coach



MARK ADAMS
 Assistant Coach



JOHN REILLY
 Strength and Conditioning Coach



WIN CASE
 Special Asst. to the Head Coach




MATTHEW WINSBERG
 Director of Video Operations



PARKER EIDSON
 Director of Basketball Operations



JOHN RAYBON
 Athletic Trainer



MIKE SWARTZ
 Asst. Director of Communications



TYLER PARKER
 Grad. Manager - Player Development



CLAY SMITH
 Graduate Manager



LINDAL YARBROUGH
 Graduate Manager



DREW LAKEY
 Graduate Manager