

Ole Miss

2024-25 MEN'S BASKETBALL GAME NOTES

Thursday, November 28 | 4:30 p.m. CT | LionTree Arena (5,000)

2024-25 SCHEDULE

DATE	OPPONENT	TV	TIME (CT)/RESULT
Oct. 27	#24 Illinois (Ex.)	SEC Network	W, 91-74
Nov. 4	LONG ISLAND	SECN+	W, 90-60
Nov. 8	GRAMBLING ST.	SEC Network	W, 66-64
Nov. 12	SOUTH ALABAMA @	SECN+	W, 64-54
Nov. 16	vs. Colorado St. #	SECN+	W, 84-69
Nov. 21	ORAL ROBERTS	SECN+	W, 100-68
Nov. 28	vs. BYU %	FS1	4:30 p.m.
Nov. 29	vs. NC St. or Purdue %	FOX	TBA
Dec. 3	at Louisville ^	ACC Network	8 p.m.
Dec. 7	LINDENWOOD	SECN+	7 p.m.
Dec. 14	vs. Southern Miss ~	SECN+	3 p.m.
Dec. 17	SOUTHERN	SECN+	6 p.m.
Dec. 21	QUEENS	SECN+	6 p.m.
Dec. 28	at Memphis	ESPN2	1 p.m.
Jan. 4	GEORGIA *	SEC Network	11 a.m.
Jan. 8	at Arkansas *	ESPN2/ESPNU	6 p.m.
Jan. 11	LSU *	SEC Network	5 p.m.
Jan. 14	at Alabama *	ESPN2/ESPNU	6 p.m.
Jan. 18	at Mississippi St. *	ESPN/ESPN2	5 p.m.
Jan. 22	TEXAS A&M *	ESPN2/ESPNU	8 p.m.
Jan. 25	at Missouri *	SEC Network	5 p.m.
Jan. 29	TEXAS *	ESPN2	8 p.m.
Feb. 1	AUBURN *	ESPN/ESPN2	TBA
Feb. 4	KENTUCKY *	ESPN	6 p.m.
Feb. 8	at LSU *	SEC Network	7:30 p.m.
Feb. 12	at South Carolina *	SEC Network	6 p.m.
Feb. 15	MISSISSIPPI ST. *	ESPN/ESPN2	5 p.m.
Feb. 22	at Vanderbilt *	SEC Network	2:30 p.m.
Feb. 26	at Auburn *	ESPN2/ESPNU	6 p.m.
Mar. 1	OKLAHOMA *	ESPN/ESPN2	1 p.m.
Mar. 5	TENNESSEE *	ESPN2/ESPNU	8 p.m.
Mar. 8	at Florida *	SEC Network	5 p.m.

Mar. 12-16: 2025 SEC Tournament ^

ALL TIMES CENTRAL

Home games in all caps | Rankings are highest of AP or Coaches

* SEC contest

@ Throwback Game in the Tad Pad

in Southaven, Miss.

% Rady Children's Invitational (San Diego, Calif.)

^ SEC/ACC Challenge

~ in Biloxi, Miss.

^ SEC Tournament (Nashville, Tenn.)

Ole Miss



#23/24 OLE MISS REBELS

Record: 5-0 (0-0 SEC)

Head Coach: Chris Beard

Career: 262-110 (13th Year)
at Ole Miss: 25-12 (2nd Year)

VS.

BYU COUGARS

Record: 5-0 (0-0 BIG 12)

Head Coach: Kevin Young

Career: 5-0 (1st Year)


at BYU: 5-0 (1st Year)

ON THE AIR



FOX SPORTS 1

Play-By-Play: Cory Provus
Analyst: Robbie Hummel



OLE MISS LEARFIELD

Radio: Ole Miss Network
Online: OleMissSports.com
Play-by-Play: Eli Savoie
Analyst: Marc Dukes



SIRIUSXM

SiriusXM 84
SiriusXM App 84

STARTING FIVE

1

This will be the second overall meeting between Ole Miss and BYU, but first in the regular season. The Rebels made a comeback 94-90 win in the "First Four" round of the 2015 NCAA Tournament.

2

Ole Miss currently own the longest non-conference win streak in college basketball, picking up 18 consecutive victories outside the SEC. **Chris Beard** has yet to drop a non-conference game at Ole Miss.

3

With a turnover margin of +9.4 through five games, the Rebels own the second-best margin in all of college basketball, forcing 17.6 per game (No. 15 in the NCAA) while committing just 8.2 (No. 2 in the NCAA).

4

Chris Beard holds one of the highest career winning percentages in college basketball, ranking 15th among active head coaches with 10 or more years of experience and 25th overall at 70.4%.

5

Guard **Matthew Murrell** continues to climb the career points leaderboard in the Ole Miss record book. Currently with 1,492 points, he ranks 15th in program history just behind Aaron Harper at 1,505.

PROJECTED STARTERS



0

MALIK DIA

Forward • 6-9 • 250 • Junior
Murfreesboro, Tenn. • Ensworth • Belmont

PTS	REB	AST	STL	FG%	FT%
7.8	6.8	1.2	0.4	.438	.667



1

MIKEAL BROWN-JONES

Forward • 6-8 • 225 • Senior
North Philadelphia, Pa. • IMG Academy • UNC Greensboro

PTS	REB	AST	STL	FG%	FT%
6.4	1.4	0.2	1.0	.478	.625



3

SEAN PEDULLA

Guard • 6-1 • 195 • Senior
Edmond, Okla. • Edmond Memorial • Virginia Tech

PTS	REB	AST	STL	FG%	FT%
14.4	3.8	3.2	3.0	.436	.846



5

JAYLEN MURRAY

Guard • 5-11 • 165 • Senior
Bronx, N.Y. • Putnam Science Academy • St. Peter's

PTS	REB	AST	STL	FG%	FT%
12.2	1.8	4.0	1.4	.450	1.000



11

MATTHEW MURRELL

Guard • 6-4 • 205 • Senior
Memphis, Tenn. • IMG Academy

PTS	REB	AST	STL	FG%	FT%
12.0	2.5	3.0	3.0	.405	.692

QUICK FACTS

Name	Ole Miss (The University of Mississippi)
Nickname	Rebels
Location	Oxford, Mississippi
Founded	November 6, 1848
Enrollment	24,710
School Colors	Cardinal Red (PMS 186) & Navy Blue (PMS 2767)
Chancellor	Dr. Glenn Boyce
Faculty Representative	Dr. Ron Rychlak
Athletics Director	Keith Carter
Conference	Southeastern (SEC)
Stadium	The Pavilion at Ole Miss
Capacity	9,500
Head Coach	Chris Beard
Record at Ole Miss	25-12 (2nd season)
Career Record	262-110 (13th season)
2022-23 Record	20-12
SEC Record/Finish	7-11/10th
Postseason	None
Letterwinners Returning/Lost	6/7
Starters Returning/Lost	3/2
All-Time Record	1394-1396 (.499)

MEDIA SERVICES

CREDENTIALS

Please contact the Athletics Communications office for game credentials. Requests for credentials should be emailed to mgswartz@olemiss.edu, and will be limited to working members of the media. Please email Mike Swartz no less than 24 hours before tip-off for all requests. Credentials will be held at will call located at the media entrance on the Hill Drive side of The Pavilion at Ole Miss at parking level 1 (southwest corner of The SIB Pavilion in the parking garage elevator lobby). Will call will open two hours before tipoff. Seating priority will be given to the media that cover Ole Miss basketball on a regular basis. Credentials are non-transferable and unauthorized use is strictly prohibited.

INTERVIEW POLICY

All interview requests - coaches and players - MUST be coordinated through Mike Swartz in the Athletics Communications office. During the week, head coach Chris Beard and Rebel student-athletes can be made available for interview before or after practice unless arranged otherwise. There will be no gameday player interviews until after the game.

POSTGAME INTERVIEWS

Chris Beard and select student-athletes will be brought into the media room approximately 10 minutes after the game. Visiting coach and player interviews will be coordinated through the visiting team's media relations contact.

MEDIA TIMEOUTS

Media timeouts (2:15) will occur in the following manner:
- The first deadball AT or UNDER 16:00, 12:00, 8:00 and 4:00 of each half; OR, if a timeout or officials' review is called within 30 seconds of those times
- First called timeout of the second half becomes a media timeout
- If there is a free throw situation, shots will be taken following the timeout per NCAA regulations

Each team will have one full timeout (60 seconds) and three 30-second timeouts to call. The first called timeout of the SECOND HALF will be a media (full; 2:15) timeout. Three timeouts can be carried over to the second half, and each team receives one 30-second timeout for each extra period, in addition to any unused second half timeouts.

WORKING PRESS AREA



Credentialed media have a reserved seat in the media seating area, which is located in the southwest corner of SIB Pavilion on the concourse level.

The media workroom offers media a place to gather materials provided by the Ole Miss Athletics Communications staff, write and submit stories, transmit photographs and participate in postgame press conferences. The workroom is located in the southwest corner of the floor level through the visiting team tunnel.

PARKING

Media parking for men's basketball is located in the garage or at the Ole Miss Track Complex. Visit OleMissGameday.com for a map and more information. Media members should request parking in advance. Media members that attend practices, press conferences and other on-campus events during the week should make arrangements with campus parking by visiting olemiss.edu/parking/media.html. Home game parking can be requested by emailing Mike Swartz (mgswartz@olemiss.edu) and should be sent no less than 24 hours prior to tipoff.

OLE MISS STYLE GUIDE

NAME	LOGO
Ole Miss (preferred) University of Mississippi Mississippi	
NICKNAME	
Rebels	

NUMERICAL ROSTER

#	NAME	POS.	HT./WT.	YR.-EXP.	HOMETOWN / PREVIOUS SCHOOL
0	Malik Dia	F	6-9/250	Jr.-TR	Murfreesboro, Tenn. / Ensworth / Belmont
1	Mikeal Brown-Jones	F	6-8/225	Sr.-TR	North Philadelphia, Pa. / IMG Academy / UNC Greensboro
3	Sean Pedulla	G	6-1/195	Sr.-TR	Edmond, Okla. / Edmond Memorial / Virginia Tech
4	Jaemyn Brakefield	F	6-8/225	Sr.-3L	Jackson, Miss. / Huntington Prep / Duke
5	Jaylen Murray	G	5-11/165	Sr.-1L	Bronx, N.Y. / Putnam Science Academy / Saint Peter's
6	Robert Cowherd	G	6-4/210	So.-1L	Grayson, Ga. / Southern California Academy
7	Davon Barnes	G	6-4/205	Sr.-TR	Memphis, Tenn. / Collierville / Sam Houston
8	Eduardo Klafke	G	6-5/195	Fr.-HS	Franca SP, Brazil / NBA Academy Latin America
10	John Bol	F	7-2/210	Fr.-HS	Boma, South Sudan / Overtime Elite
11	Matthew Murrell	G	6-4/205	Sr.-4L	Memphis, Tenn. / IMG Academy
14	Dre Davis	G	6-6/215	Sr.-TR	Indianapolis, Ind. / Lawrence Central / Seton Hall
21	Ja'Von Benson	F	6-7/220	Sr.-TR	Columbia, S.C. / Ridge View / Hampton
22	Max Smith	G	6-1/175	Sr.-HS	Austin, Texas / Anderson
31	Zach Day	G	6-5/185	Fr.-HS	Midland, Texas / Midland Christian
55	Cam Brent	G	5-4/125	Sr.-1L	Jackson, Miss. / Jackson Prep

ALPHABETICAL ROSTER

#	NAME	POS.	HT.	YR.-EXP.	HOMETOWN / PREVIOUS SCHOOL
7	Barnes, Davon	G	6-4/205	Sr.-TR	Memphis, Tenn. / Collierville / Sam Houston
21	Benson, Ja'Von	F	6-7/220	Sr.-TR	Columbia, S.C. / Ridge View / Hampton
10	Bol, John	F	7-2/210	Fr.-HS	Boma, South Sudan / Overtime Elite
4	Brakefield, Jaemyn	F	6-8/225	Sr.-3L	Jackson, Miss. / Huntington Prep / Duke
55	Brent, Cam	G	5-4/125	Sr.-1L	Jackson, Miss. / Jackson Prep
1	Brown-Jones, Mikeal	F	6-8/225	Sr.-TR	North Philadelphia, Pa. / IMG Academy / UNC Greensboro
6	Cowherd, Robert	G	6-4/210	So.-1L	Grayson, Ga. / Southern California Academy
14	Davis, Dre	G	6-6/215	Sr.-TR	Indianapolis, Ind. / Lawrence Central / Seton Hall
31	Day, Zach	G	6-5/185	Fr.-HS	Midland, Texas / Midland Christian
0	Dia, Malik	F	6-9/250	Jr.-TR	Murfreesboro, Tenn. / Ensworth / Belmont
8	Klafke, Eduardo	G	6-5/195	Fr.-HS	Franca SP, Brazil / NBA Academy Latin America
5	Murray, Jaylen	G	5-11/165	Sr.-1L	Bronx, N.Y. / Putnam Science Academy / Saint Peter's
11	Murrell, Matthew	G	6-4/205	Sr.-4L	Memphis, Tenn. / IMG Academy
3	Pedulla, Sean	G	6-1/195	Sr.-TR	Edmond, Okla. / Edmond Memorial / Virginia Tech
22	Smith, Max	G	6-1/175	Sr.-HS	Austin, Texas / Anderson

HEAD COACH

Chris Beard - Second Year (Texas, 1995)
Record at Ole Miss: 25-12 (Second Year)
Career Record: 262-110 (13th Year)

ASSISTANT COACHES

Wes Flanigan - Second Year (Auburn, 1997)
Al Pinkins - Second Year (NC State, 1998)
Bob Donewald Jr. - Second Year (Western Michigan, 1993)
Mark Adams - First Year (Texas Tech, 1979)
Brian Burg - Second Year (Mount Mercy, 2003)

PRONUNCIATION GUIDE

DAVON Barnes	DAY-vin
JA'VON Benson	JA-von
John BOL	bohl
JAEMYN Brakefield	JAY-min
MIKEAL Brown-Jones	mi-KALE
Robert COWHERD	COW-herd
MALIK DIA	ma-LEEK DEE-uh
Eduardo KLAFFE	CLAF-key
Matthew MURRELL	murr-ELL
Sean PEDULLA	pe-DOO-la

NICKNAMES

Jaylen Murray - Juju Murray

SUPPORT STAFF

Win Case - Special Assistant to the Head Coach
John Reilly - Strength and Conditioning Coach
Matthew Winsberg - Director of Video Operations
Parker Eidson - Director of Basketball Operations
John Raybon - Athletic Trainer

BY HOME STATE

Tennessee (3)	Barnes, Dia, Murrell
International (2)	Bol (South Sudan), Klafke (Brazil)
Mississippi (2)	Brakefield, Brent
Texas (2)	Day, Smith
Georgia (1)	Cowherd
Indiana (1)	Davis
New York (1)	Murray
Oklahoma (1)	Pedulla
Pennsylvania (1)	Brown-Jones
South Carolina (1)	Benson

BY CLASS

Seniors (10): Barnes, Benson, Brakefield, Brent, Brown-Jones, Davis, Murray, Murrell, Pedulla, Smith
Juniors (1): Dia
Sophomores (1): Cowherd
Freshmen (3): Bol, Day, Klafke

BY HEIGHT

7-2 (1)	Bol
6-9 (1)	Dia
6-8 (2)	Brakefield, Brown-Jones
6-7 (1)	Benson
6-6 (1)	Davis
6-5 (2)	Day, Klafke
6-4 (3)	Barnes, Cowherd, Murrell
6-1 (2)	Pedulla, Smith
5-11 (1)	Murray
5-4 (1)	Brent



@olemissmbb



@OleMissMBB



Ole Miss Men's Basketball



OleMissTix.com

OleMissSports.com

CAREER RECORD AS HEAD COACH (NCAA ALL DIVISIONS):

262-110 (.704 pct. / 13 seasons)

CAREER RECORD AS HEAD COACH (NCAA DIVISION I):

196-85 (.698 pct. / 10 seasons)

CAREER RECORD AS COLLEGIATE HEAD COACH (ALL NCAA DIVISIONS, NJCAA):

306-128 (.705 pct. / 15 seasons)



COACHING HONORS

- 2015 Lone Star Conference Coach of the Year
- 2016 Sun Belt Conference Coach of the Year
- 2016 Sun Belt Conference Champion (regular season and tournament)
- 2018 Big 12 Coach of the Year
- 2019 AP National Coach of the Year
- 2019 Big 12 Coach of the Year
- 2019 Big 12 Regular Season Co-Champion
- 2019 NCAA Tournament Runner-Up

COACHING CAREER

Season	School	Position	Record/Postseason
1995-96	Incarnate Word	Graduate Assistant	20-9
1996-97	Abilene Christian	Assistant Coach	15-12
1997-98	North Texas	Assistant Coach	5-21
1998-99	North Texas	Assistant Coach	4-12
1999-2000	Fort Scott CC	Head Coach	19-12/NJCAA Regional
2000-01	Seminole State College	Head Coach	25-6
2001-02	Texas Tech	Assistant Coach	23-9/NCAA Round of 64
2002-03	Texas Tech	Assistant Coach	22-13/NIT Third Place
2003-04	Texas Tech	Assistant Coach	23-11/NCAA Round of 32
2004-05	Texas Tech	Assistant Coach	22-11/NCAA Sweet 16
2005-06	Texas Tech	Assistant Coach	15-17
2006-07	Texas Tech	Assistant Coach	21-13/NCAA Round of 64
2007-08	Texas Tech	Assistant Coach	16-15
2008-09	Texas Tech	Associate Head Coach	14-19
2009-10	Texas Tech	Associate Head Coach	19-16/NIT Quarterfinals
2010-11	Texas Tech	Associate Head Coach	13-19
2011-12	S.C. Warriors (ABA)	Head Coach	29-2
2012-13	McMurry	Head Coach	19-10/NCAA Central Regional
2013-14	Angelo State	Head Coach	19-9
2014-15	Angelo State	Head Coach	28-6/NCAA DII Sweet 16
2015-16	Little Rock	Head Coach	30-5/NCAA Round of 32
2016-17	Texas Tech	Head Coach	18-14
2017-18	Texas Tech	Head Coach	27-10/NCAA Elite Eight
2018-19	Texas Tech	Head Coach	31-7/NCAA Runner-Up
2019-20	Texas Tech	Head Coach	18-13/no postseason(COVID)
2020-21	Texas Tech	Head Coach	18-11/NCAA Round of 32
2021-22	Texas	Head Coach	22-12/NCAA Round of 32
2022-23	Texas	Head Coach	7-1
2023-24	Ole Miss	Head Coach	20-12
2024-25	Ole Miss	Head Coach	5-0

EDUCATION: Bachelor's (1995) - University of Texas

FASTBREAK FACTS ON CHRIS BEARD

- Named the 23rd head men's basketball coach at Ole Miss on March 13, 2023
- Guided Ole Miss to 20 wins in first year, tying the program record with a 13-game win streak.
- Has led three different programs to the NCAA Tournament since 2016
- 2019 AP National Coach of the Year
- Guided Texas Tech to the 2019 National Championship Game
- Owns a 70.4% win-percentage as a head coach in the NCAA
- Has an all-time record of 11-5 at the NCAA Tournament, including a 5-0 record in opening round games
- A four-time conference coach of the year award winner
- 2018-19 Big 12 Regular Season Co-Champions
- Top-10 nationally ranked recruiting classes in 2022 (No. 8, Texas), 2020 (No. 7, Texas Tech), and 2018 (No. 8, Texas Tech), according to Rivals.com
- 2015-16 Sun Belt Regular Season and Tournament Champions at Little Rock
- Upset No. 5 seed Purdue in first round of the 2016 NCAA Tournament in double overtime with Little Rock
- Spent seven seasons as an assistant under Hall of Fame coach Bob Knight at Texas Tech
- Has three daughters: Avery, Ella, and Margo

*Coach Beard's full bio can be found on OleMissSports.com



SERIES HISTORY VS. BYU (OM LEADS 1-0)

ALL-TIME SERIES

Date	Result	Location
3-17-2015	W, 94-90	Dayton, Ohio

SERIES NOTES

All-Time: Ole Miss leads 1-0

Neutrl Site: Ole Miss leads 1-0

SERIES HISTORY VS. BYU

While this will be the second meeting all-time between Ole Miss and BYU on the court, this will be the first such game during the regular season. In their first contest, the two paired up in the "First Four" round of the 2015 NCAA Tournament in Dayton, Ohio. In a battle for the No. 11 seed in the West Region, Ole

Miss came out on top 94-90 to head to Jacksonville, Fla. where they eventually fell to six-seeded Xavier.

LAST MEETING: MARCH 17, 2015 (W, 94-90, DAYTON, OHIO)

- BYU took a massive lead into the half, outshooting Ole Miss 57% to 30% from the field, owning a 17-point advantage 49-32.
- The Rebels stormed back in the final 20 minutes, doubling their shooting efforts to 60% while dropping 62 points.
- Stefan Moody (Ole Miss): 26 points, five 3PM, five assists.
- Jarvis Summers (Ole Miss): 11 points, five rebounds, 10 assists.
- Tyler Haws (BYU): 33 points, five rebounds, five assists.

SCOUTING THE COUGARS

Like Ole Miss, BYU enters the Rady Children's Invitational as one of 34 teams with an unbeaten record, beginning this season 5-0. Each of their five games have been played at home in Provo, Utah so far, picking up wins over Central Arkansas, UC Riverside, Queens, Idaho, and most recently Mississippi Valley State. The Cougars sit on the very edge of both national polls this week, just outside the top 25 at No. 26 in the AP and Coaches Polls. A season ago, BYU finished with 23 wins, going 10-8 in conference play and earning a birth to the NCAA Tournament. They ended last season with a final NET ranking of No. 15 in the country.

Five players average 10 or more points per game, led by freshman Egor Demin, who ranked as high as No. 16 in the class of 2024 as a five-star recruit by Rivals. A projected NBA Draft Pick in 2025, the Russian wing has shown he can do it all thus far, averaging 15.2 points, 4.0 rebounds, and 7.2 assists (No. 8 in the NCAA) while shooting over 50% from three. BYU's leading rebounder is Keba Keita, a Utah transfer who has pulled in 10.3 boards per contest.

The Cougars have shined all across the board statistically as a team, ranking among not just the top-50, but the top-10 nationally in numerous categories. These include: assist-TO Ratio (No. 4, 2.15), assist per game (No. 6, 20.6), fouls per game (No. 7, 12.6), rebound margin (No. 2, 16.4), scoring margin (No. 5, 31.2), scoring offense (No. 10, 91.0), and three pointers per game (No. 8, 11.4).

The team is led by first-year head coach Kevin Young, who returned to the college game after numerous years of success in the NBA and G League. He most recently spent 2021-24 as the associate head coach of the Phoenix Suns after being elevated from assistant coach during the 2020-21 season. Prior to his time in Phoenix, he was an assistant with the Philadelphia 76ers from 2016-20, a position he secured after being the head coach of the Delaware 76ers from 2014-16. He held head coach or assistant coach roles with the Iowa Energy, Utah Flash, and Shamrock Rovers Hoops. Young began his coaching career in 2004-05 as an assistant with Oxford College before one season in 2005-06 as an assistant with Utah Valley.

BY THE NUMBERS

- Overall 5-0
- SEC Games 0-0
- Streak W5
- Overtime 0-0
- Home Overall (SEC) 4-0 (0-0)
- Road Overall (SEC) 0-0 (0-0)
- Neutral Games 1-0
- vs. Ranked Opponents 0-0

- Day Games 1-0
- Night Games (6 p.m. or later local) 4-0
- November Games 5-0
- December Games 0-0
- January Games 0-0
- February Games 0-0
- March Games 0-0

- Monday Games 1-0
- Tuesday Games 1-0
- Wednesday Games 0-0
- Thursday Games 1-0
- Friday Games 1-0
- Saturday Games 1-0
- Sunday Games 0-0

- Red Jerseys 0-0
- Navy Jerseys 0-0
- White Jerseys 4-0
- White Throwback Jerseys 1-0
- Powder Blue Jerseys 0-0

REBELS RECORD WHEN...

- Leading at the half 4-0
- Tied at the half 0-0
- Behind at the half 1-0

- Scores 90 points or more 2-0
- Scores 80-89 points 1-0
- Scores 70-79 points 0-0
- Scores less than 70 points 2-0

- Out-rebounds opponent 3-0
- Out-rebounded by opponent 2-0
- Ties opponents in rebounds 0-0

- Shoots 50 percent or better 2-0
- Shoots between 40-49 percent 1-0
- Shoots under 40 percent 2-0

- Shoots 40 percent or better from 3-pt. 2-0
- Shoots between 30-39 percent from 3-pt. 2-0
- Shoots under 30 percent from 3-pt. 1-0

- Shoots 70 percent or better from FT line 4-0
- Shoots 60-69 percent from FT line 1-0
- Shoots under 60 percent from FT line 0-0

- Opp. shoots 50 percent or better 0-0
- Opp. shoots 40-49 percent 3-0
- Opp. shoots under 40 percent 2-0

- Opp. shoots 40 percent or better from 3-pt. 1-0
- Opp. shoots between 30-39% from 3-pt. 3-0
- Opp. shoots under 30 percent from 3-pt. 1-0

- Commits 15 turnovers or more 0-0
- Commits less than 15 turnovers 5-0

- Forces 15 turnovers or more 4-0
- Forces less than 15 turnovers 1-0

- Has less (or same) turnovers than opp. 5-0
- Has more turnovers than opponent 0-0

BY THE NUMBERS (UNDER BEARD)

- Overall 25-12
- SEC Games 7-11
- Streak W5
- Overtime 0-0
- Home Overall (SEC) 18-3 (5-4)
- Road Overall (SEC) 4-6 (2-7)
- Neutral Games 3-1
- vs. Ranked Opponents 0-7
- Day Games 7-5
- Night Games (6 p.m. or later local) 18-7
- November Games 11-0
- December Games 7-0
- January Games 5-3
- February Games 1-6
- March Games 1-3
- Monday Games 2-0
- Tuesday Games 6-3
- Wednesday Games 3-3
- Thursday Games 1-1
- Friday Games 3-0
- Saturday Games 8-5
- Sunday Games 2-0
- Red Jerseys 5-4
- Navy Jerseys 0-3
- White Jerseys 17-3
- White Throwback Jerseys 2-0
- Powder Blue Jerseys 1-2

REBELS' RECORD WHEN... (UNDER BEARD)

- Leading at the half 20-3
- Tied at the half 1-0
- Behind at the half 4-9
- Scores 90 points or more 4-0
- Scores 80-89 points 6-2
- Scores 70-79 points 11-3
- Scores less than 70 points 4-7
- Out-rebounds opponent 12-1
- Out-rebounded by opponent 13-10
- Ties opponents in rebounds 0-1
- Shoots 50 percent or better 8-2
- Shoots between 40-49 percent 14-4
- Shoots under 40 percent 3-6
- Shoots 40 percent or better from 3-pt. 14-2
- Shoots between 30-39 percent from 3-pt. 7-3
- Shoots under 30 percent from 3-pt. 4-7
- Shoots 70 percent or better from FT line .. 20-8
- Shoots 60-69 percent from FT line 4-1
- Shoots under 60 percent from FT line. 1-3
- Opp. shoots 50 percent or better 2-6
- Opp. shoots 40-49 percent 14-5
- Opp. shoots under 40 percent 9-1
- Opp. shoots 40 percent or better from 3-pt. 6-7
- Opp. shoots between 30-39% from 3-pt. 10-3
- Opp. shoots under 30 percent from 3-pt. 9-2
- Commits 15 turnovers or more 2-2
- Commits less than 15 turnovers 23-10
- Forces 15 turnovers or more 8-3
- Forces less than 15 turnovers 17-9
- Has less (or same) turnovers than opp. ... 18-7
- Has more turnovers than opponent 7-5

"AIN'T NO PARTY LIKE A WEST COAST PARTY"

The Rebels are set for the 2024 Rady Children's Invitational this week in San Diego, California where they will play in one of the premiere fields of early-season tournaments. Ole Miss will take on either NC State or Purdue in the championship game or third-place matchup on Friday.

"WE'RE GOING STREAKING!"

Highlighted by their 13-0 run a year ago, the Ole Miss program is currently on an 18-game non-conference winning streak, the longest in all of college basketball. Among their run outside the SEC are strong victories over eventual NCAA Final Four team NC State by 20 points, a battle with Memphis in a crowded SJB Pavilion, and wins over "Power Five" programs like UCF, California, and Colorado State.

LET'S PLAY DEFENSE

A staple of success for head coach **Chris Beard** has always been his team's defensive play, and it's been evident on this year's Ole Miss roster to start the season. With a turnover margin of +9.4 through five games, the Rebels own the second-best margin in all of college basketball, forcing 17.6 per game (No. 15 in the NCAA) while committing just 8.2 (No. 2 in the NCAA).

Ole Miss ranks among the top teams in the nation in both steals per game (10.6, No. 20 in NCAA) and blocks per game (4.8, No. 61 in NCAA), giving them the 38th-ranked scoring defense in the country at 62.6 points.

EASY TO HANDLE - A DIME BY THE DOZEN

Recording a assist-to-turnover ratio of 2.35 in his first season with Ole Miss, senior **Jaylen Murray** has taken his point guard play to an even higher level, beginning the 2024-25 year with 20 assists to just two turnovers. Since the final portion of the Rebels' opener against Long Island, Murray has registered 19 straight assists without recording a turnover. His assist-to-turnover ratio of 10.0 leads all of college basketball, as he has helped Ole Miss record a team ratio of 2.05, good for eighth in the nation.

During his time at Ole Miss, Murray is averaging 3.97 assists per game, the sixth best career average in program history trailing only Sean Tuohy (7.1), Jarvis Summers (5.2), Bob Mahoney (4.9), Rod Barnes (4.4), and Dave Shepherd (4.36).

I GOT ALL NUMBERS

The 2024-25 Ole Miss basketball roster boasts some serious career statistics. Six players have scored over 1,000 points in their collegiate career, including **Matthew Murrell** (1,492), **Sean Pedulla** (1,302), **Dre Davis** (1,183), **Jaemyn Brakefield** (1,159), **Jaylen Murray** (1,056), and **Mikeal Brown-Jones** (1,047). **Davon Barnes** (962) is on the cusp of hitting that mark as well. Entering the season, the team possessed 8,735 career points, 3,062 rebounds, 1,346 assists, 596 steals, and 327 blocks.

COMPARING THE TEAMS

Statistic	Ole Miss	BYU
Scoring Offense	80.8	91.0
Scoring Defense	63.0	59.8
Scoring Margin	+17.8	+31.2
Field Goal Pct.	.442	.517
Opp. Field Goal Pct.	.417	.398
3-Point Pct.	.359	.358
Opp. 3-Point Pct.	.342	.358
Free Throw Pct.	.741	.617
Rebounds Per Game	36.4	43.6
Opp. Rebounds Per Game	33.8	27.2
Rebound Margin	+2.6	+16.4
Assists Per Game	16.8	20.6
Turnovers Per Game	8.2	9.6
Opp. Turnovers Per Game	17.6	16.2
Turnover Margin	+9.4	+6.6
Steals Per Game	10.6	11.0
Blocks Per Game	4.8	6.2

GAME-BY-GAME SPECIALTY STATS (OLE MISS/OPPONENT)

POINTS	DOUBLE-DIGITS PTS
Murray - 2	Brakefield - 4
Pedulla - 2	Davis - 3
Davis - 1	Murray - 3
Murrell - 1	Murrell - 3

REBOUNDS	
Dia - 3	
Brakefield - 2	

ASSISTS	DOUBLE-DIGIT REBS
Murray - 3	Brakefield - 1
Pedulla - 2	Dia - 1
Murrell - 1	

20-PT GAMES
Murray - 1
Pedulla - 1

Opponent	Date	Result	Paint	Off TO	2nd Chance	FB	Bench
Long Island	11/4	W, 90-60	34/24	12/10	18/11	9/7	32/14
Grambling State	11/8	W, 66-64	30/18	26/11	4/11	13/2	15/13
South Alabama	11/12	W, 64-54	14/20	18/13	14/7	7/10	15/20
Colorado State	11/16	W, 84-69	30/24	22/8	10/8	7/0	27/17
Oral Roberts	11/21	W, 100-68	44/16	37/4	17/4	18/3	37/28
BYU	11/28						
TBD	11/29						
Louisville	12/3						
Lindenwood	12/7						
Southern Miss	12/14						
Southern	12/17						
Queens	12/21						
Memphis	12/28						
Georgia	1/4						
Arkansas	1/8						
LSU	1/11						
Alabama	1/14						
Mississippi St.	1/18						
Texas A&M	1/22						
Missouri	1/25						
Texas	1/29						
Auburn	2/1						
Kentucky	2/4						
LSU	2/8						
South Carolina	2/12						
Mississippi St.	2/15						
Vanderbilt	2/22						
Auburn	2/26						
Oklahoma	3/1						
Tennessee	3/5						
Florida	3/8						
Totals		5-0	152/102	115/46	63/41	54/22	126/92

TEAM RANKINGS (NCAA TOP-100)

	NCAA	SEC	Category
Ole Miss	2	1	TO Margin (+9.4)
Ole Miss	2	1	TO/Game (8.2)
Ole Miss	8	3	Ast.-TO Ratio (2.05)
Ole Miss	15	2	TO Forced/Game (17.6)
Ole Miss	20	5	Steals/Game (10.6)
Ole Miss	38	6	Scoring Defense (62.6)
Ole Miss	40	10	Scoring Margin (+18.2)
Ole Miss	58	7	Assists/Game (16.8)
Ole Miss	61	10	Blocks/Game (4.8)
Ole Miss	77	5	3PMade/Game (9.4)
Ole Miss	89	8	FT Made/Game (16.6)
Ole Miss	91	8	3PMAtt./Game (26.2)
Ole Miss	96	4	FT% (74.1)

INDIVIDUAL RANKINGS (NCAA TOP-100)

	NCAA	SEC	Category
Murray	1	1	FT% (100.0)
Murray	1	1	Ast.-TO Ratio (10.0)
Murrell	10	2	Steals/Game (3.0)
Pedulla	10	2	Steals/Game (3.0)
Pedulla	28	3	Steals (15)
Murrell	75	7	Ast.-TO Ratio (3.0)

INDIVIDUAL RANKINGS (SEC TOP-10)

	Rank	Category
Murray	1	FT% (100.0)
Murray	1	Ast.-TO Ratio (10.0)
Murrell	2	Steals/Game (3.0)
Pedulla	2	Steals/Game (3.0)
Pedulla	7	Minutes/Game (32:20)
Murrell	7	Ast.-TO Ratio (3.0)
Pedulla	8	3PFG Made/Game (2.6)
Murray	9	Assists/Game (4.0)
Pedulla	9	3PFG% (39.4)
Dia	10	Def. Reb./Game (5.4)

GAME-BY-GAME LEAD/DEFICIT

Opponent	Date	Result	Largest Lead	Largest Deficit	Time Led	Time Trailed	Time Tied
Long Island	11/4	W, 90-60	32 (2nd, 1:18)	3 (1st, 13:11)	33:12	1:11	5:37
Grambling State	11/8	W, 66-64	11 (2nd, 6:39)	12 (2nd, 17:25)	17:07	20:52	2:41
South Alabama	11/12	W, 64-54	14 (1st, 0:54)	2 (1st, 18:10)	35:49	1:19	3:32
Colorado State	11/16	W, 84-69	24 (1st, 2:28)	0 (1st, 20:00)	39:31	0:00	0:29
Oral Roberts	11/21	W, 100-68	37 (2nd, 5:03)	4 (1st, 18:31)	37:26	1:30	1:44
BYU	11/28						
TBD	11/29						
Louisville	12/3						
Lindenwood	12/7						
Southern Miss	12/14						
Southern	12/17						
Queens	12/21						
Memphis	12/28						
Georgia	1/4						
Arkansas	1/8						
LSU	1/11						
Alabama	1/14						
Mississippi St.	1/18						
Texas A&M	1/22						
Missouri	1/25						
Texas	1/29						
Auburn	2/1						
Kentucky	2/4						
LSU	2/8						
South Carolina	2/12						
Mississippi St.	2/15						
Vanderbilt	2/22						
Auburn	2/26						
Oklahoma	3/1						
Tennessee	3/5						
Florida	3/8						

AP TOP-25 • NOVEMBER 25

Rank	Team (1st-Place)	W-L	Points	Last
1	Kansas (51)	5-0	1536	1
2	UConn (6)	4-0	1429	2
3	Gonzaga (2)	5-0	1428	3
4	Auburn (3)	4-0	1393	4
5	Iowa State	3-0	1216	5
6	Houston	3-1	1125	7
7	Tennessee	6-0	1116	11
8	Kentucky	5-0	1075	9
9	Alabama	4-1	1065	8
10	Marquette	6-0	1004	15
11	Duke	4-1	986	12
12	North Carolina	3-1	976	10
13	Purdue	5-1	865	6
14	Indiana	4-0	666	16
15	Wisconsin	7-0	641	19
16	Cincinnati	5-0	610	18
17	Baylor	4-2	482	13
18	Florida	6-0	466	21
19	Arkansas	4-1	387	18
20	Texas A&M	4-1	318	23
21	Creighton	4-1	198	14
22	Xavier	5-0	191	22
23	Ole Miss	5-0	180	23
24	Arizona	2-2	154	17
25	Mississippi State	5-0	86	25

Others receiving votes: BYU 70, Pittsburgh 62, Texas 57, Ohio St. 55, Saint Mary's 52, Illinois 50, Memphis 38, Texas Tech 31, Drake 29, Nebraska 21, Michigan St. 14, Georgia 11, St. John's 10, Oregon 10, Penn St. 9, Utah St. 6, Vanderbilt 6, Nevada 5, UCLA 5, Arizona St 5, Maryland 4, Providence 3, Furman 2, Florida St. 1, Columbia 1

USA TODAY COACHES TOP-25 • NOVEMBER 25

Rk	Team, Record	Pts	1st	Prev
1	Kansas, 5-0	767	25	1
2	UConn, 4-0	717	2	2
3	Auburn, 4-0	707	3	3
4	Gonzaga, 5-0	689	1	4
5	Iowa State, 3-0	602	0	5
6	Tennessee, 6-0	587	0	9
7	Houston, 3-1	559	0	8
8	Kentucky, 5-0	539	0	11
9	Alabama, 4-1	527	0	7
10	Duke, 4-1	502	0	10
11	Marquette, 6-0	499	0	15
12	Purdue, 5-1	429	0	6
13	North Carolina, 3-1	424	0	12
14	Cincinnati, 5-0	330	0	16
15	Indiana, 4-0	262	0	18
16	Florida, 6-0	260	0	19
17	Wisconsin, 7-0	252	0	25
18	Baylor, 4-2	244	0	14
19	Creighton, 4-1	167	0	13
20	Texas A&M, 4-1	146	0	22
21	Arkansas, 4-1	128	0	23
22	Xavier, 5-0	85	0	NR
23	Arizona, 2-2	76	0	17
24	Ole Miss, 5-0	73	0	NR
25	Pittsburgh, 6-1	66	0	NR

Others receiving votes: BYU 60; Texas 43; Mississippi State 43; Illinois 42; St. John's 40; Texas Tech 39; Ohio State 38; Saint Mary's 33; Drake 23; Memphis 21; Nebraska 20; Oregon 8; Rutgers 7; Dayton 5; Michigan State 4; UCLA 3; Georgia 3; Nevada 2; Utah State 1; Penn State 1; Maryland 1; LSU 1

"I'M LIKE MAYONNAISE 'CAUSE I'M SMOOTH AND DANGEROUS TO LEAVE OPEN"

This year's roster possesses a mountain of shooting talent, notably from beyond the three-point arc. With over 900 career three-pointers made among the 2024-25 roster, the Rebels look to light it up from deep on offense this season. Among the current members of the Ole Miss roster, they made a total of 410 shots from three during the 2023-24 season, a total that would have ranked third in all of college basketball last year.

2023-24 Made Three Pointers (30+)

Matthew Murrell: 78

Jaylen Murray: 72

Davon Barnes: 59 (at Sam Houston)

Sean Pedulla: 53 (at Virginia Tech)

Malik Dia: 44 (at Belmont)

Jaemyn Brakefield: 38

Dre Davis: 35 (at Seton Hall)

A "DO-IT-ALL" SCHOOL

Only Ole Miss and Alabama currently hold a spot in the AP Top 25 in football, men's basketball, and women's basketball. On the gridiron, the Rebels rank No. 15 while men's hoops ranks No. 23 and the women No. 18.

SEASONED VETERANS

Featuring 10 seniors on the roster, Ole Miss returned the fourth-highest minutes-per-game figure among all "power-five" programs in the nation at 284.3, and the most in the SEC. In total, Ole Miss players have played in over 900 career collegiate games with over 500 starts. The Rebels are one of 18 programs in the nation that feature five or more players in at least their fifth year of college basketball.

MR. NOVEMBER

Second-year head coach **Chris Beard** remains undefeated in the month of November with the Ole Miss program, owning a record of 11-0. He is currently on a 20-game win streak when playing in the eleventh month of the year, and owns a career record as a Division I head coach of 46-6 (88.5%) in November.

SETTLED IN

Success in year two under **Chris Beard** has been evident throughout his coaching career. At Angelo State, he jumped from 19 wins in year one (2013-14) to 28 in year two (2014-15) and reached the round of 16 at the NCAA Division II Tournament. He then increased his win total by nine in year two at Texas Tech (18 wins in 2016-17, 27 wins in 2017-18), leading the Red Raiders to the 2018 Elite Eight. Following his first campaign at Texas, Beard began the next season with convincing victories over No. 2 Gonzaga and No. 7 Creighton, earning a national ranking as high as No. 2 in the nation.

2024-25 OLE MISS POLL HISTORY

Date	AP	Coaches
Preseason	#24	#25
November 11	#25	RV
November 18	RV	RV
November 25	#23	#24

SEC STANDINGS

School	SEC	Overall
#18/16 Florida	0-0	6-0
#7/6 Tennessee	0-0	6-0
#8/8 Kentucky	0-0	5-0
#23/24 Ole Miss	0-0	5-0
#25 Mississippi State	0-0	5-0
#4/3 Auburn	0-0	4-0
Oklahoma	0-0	4-0
Georgia	0-0	6-1
Vanderbilt	0-0	6-1
LSU	0-0	5-1
Missouri	0-0	5-1
Texas	0-0	5-1
#9/9 Alabama	0-0	4-1
#19/21 Arkansas	0-0	4-1
#20/20 Texas A&M	0-0	4-1
South Carolina	0-0	3-2

1999

MILESTONE AND RECORD WATCH

MILESTONES

Davon Barnes

Career Points 962

Ja'Von Benson

Career FG Made 99

Mikeal Brown-Jones

Career Rebounds 480

Malik Dia

Career FG Made 243

Jaylen Murray

Career GP 99

Career 3PFG 148

Matthew Murrell

Career Points 1,492

Career FG Made 500

Career Assists 242

Sean Pedulla

Career Assists 341

OLE MISS CAREER RECORD BOOK

Points 1,492, Murrell (15th)

1,081, Brakefield (38th)

Three-Point FG Made 223, Murrell (5th)

Three-Point FG Attempts 630, Murrell (5th)

Assist Average 3.97, Murray (6th)

EYING THE RECORD BOOK

Career Steals Murrell, 133 (10th is 148)

Career Games Played Murrell, 125 (10th is 127)

Career Minutes Played Murrell, 3,607 (10th is 3,634)

CHALLENGE ACCEPTED

Year two of the SEC/ACC Challenge has Ole Miss traveling to Louisville, Kentucky where they'll face the Cardinals on the ACC Network at 8 p.m. on Tuesday, December 3. Last year, the Rebels hosted NC State for the first game of the then-named ACC/SEC Challenge, picking up a 72-52 victory over the eventual NCAA Final Four Wolfpack.

HOOP IN THE 'SIP

On November's signing day, Chris Beard and staff added two top recruits to Athletic Financial Aid Agreements in Tylis Jordan and Patton Pinkins. The pair currently give Ole Miss a consensus top-25 recruiting class for 2025, ranked No. 12 in the nation by Rivals, No. 16 by On3, and No. 25 by 247Sports.

Tylis Jordan, PF, 6-9, 210, Wheeler, Louisville, Ga.

Jordan is a consensus top-100 recruit for the class of 2025, owning a national ranking as high as No. 27 in the country by On3 and No. 28 by Rivals. Listed as a power forward, the 6'9" Louisville, Ga. native is an incredibly skilled big man who can easily play with the ball in his hands.

He has the ability to stretch the floor with his shooting and is able to knock down threes. One of the top-ranked players in his class in the always-talented state of Georgia, Jordan averaged a double-double last season at Shiloh as a junior with 21.3 points and 10.3 rebounds per game, and is currently playing his senior season at Wheeler.

Patton Pinkins, SG, 6-5, 170, Frenship, Wolfforth, Texas

Another top-100 recruit, Pinkins is ranked as high as No. 74 in his class nationally by ESPN and No. 78 by Rivals. A 6'5" shooting guard from Wolfforth, Texas, he currently plays at Frenship High School, where he's described as an efficient player with a shooting percentage of over 60 percent from the field and over 40 percent from three.

Pinkins, the son of current Ole Miss assistant coach Al Pinkins, possess a high basketball IQ with strong passing ability. His ability as an on-ball defender pairs well with his prowess at scoring the basketball at all three levels.

IT STILL MEANS MORE

The gauntlet of the SEC got even tougher this season with the addition of Oklahoma and Texas to the conference for the 2024-25 academic year. With nine teams currently owning a spot in the AP Top 25, including Ole Miss, the schedule for the Rebels is littered with big games, especially at home in the SJB Pavilion. Between January 22 and February 4, Ole Miss will host No. 20 Texas A&M, No. 3 Auburn, Texas, and No. 8 Kentucky.

PARTY IN THE 'SIP

Ole Miss, including the team, fans, and students, helped turn the SJB Pavilion into one of the premiere facilities in college basketball last year. The 2023-24 season saw a new record for total home-game attendance last year, topping the previous record by over 11,000. On the court, the Rebels set a new arena record by winning 12-straight games at home.

RECORD BOOK WRECKER

Senior guard **Matthew Murrell** enters his fifth season with Ole Miss and continues to put his name up and down the program record book. The Memphis native currently ranks 15th in school history in career points with 1,492, and fifth in both three-point shots made (223), and three-point attempts (630).

Three-Point Field Goals Made

1. 334, Chris Warren (115 games, 2008-11)
2. 278, Aaron Harper (123 games, 2001-04)
3. 267, Marshall Henderson (66 games, 2013-14)
4. 249, Keith Carter (117 games, 1996-99)
5. **223, Matthew Murrell (125 games, 2020-pres.)**
6. 214, Joe Harvell (114 games, 1990-93)
7. 207, Breein Tyree (130 games, 2017-20)
8. 181, Stefan Moody (65 games, 2014-16)
9. 178, Devontae Shuler (124 games, 2018-21)
10. 176, Terence Davis (121 games (2016-19)

Three-Point Field Goals Attempted

1. 900, Chris Warren (115 games, 2008-11)
2. 771, Marshall Henderson (66 games, 2013-2014)
3. 720, Aaron Harper (123 games, 2001-04)
4. 686, Keith Carter (117 games, 1996-99)
5. **630, Matthew Murrell (125 games, 2020-pres.)**
6. 581, Breein Tyree (130 games, 2017-20)
7. 528, Joe Harvell (114 games, 1990-93)
8. 523, Devontae Shuler (124 games, 2018-21)
9. 519, Terence Davis (121 games, 2016-19)
10. 494, Stefan Moody (65 games, 2015-16)

Murrell has his eyes set on entering the top-10 lists in multiple other categories as well, on the verge in: Career minutes played (Murrell at 3,607, 10th is Breein Tyree at 3,634), career games played (Murrell at 125, 10th is Jason Flanigan at 127), and career steals (Murrell at 133, 10th is Rahim Lockhart at 148).

THE BOYS ARE BACK IN TOWN

The Ole Miss roster features five returners from last season, including three starters. Last year's leading scorer **Matthew Murrell** (16.2 PPG, 78 3PM) is joined by fellow starters from 2023-24 in **Jaemyn Brakefield** (12.9 PPG, 4.9 RPG) and **Jaylen Murray** (13.8 PPG, 72 3PM). Guards **Robert Cowherd** (10 GP), and **Cam Brent** (6 GP) round out the group of returners.

A HOUSEHOLD NAME SOON

This year's team features six players who transferred in from other college programs:

Davon Barnes, Sam Houston (2023-24: 13.5 PPG, 3.5 RPG, 59 3PFGM, 54 ast.)

Ja'Von Benson, Hampton (2023-24: 32 GP, 15 MPG, 46 blk., 7.2 PPG, 5.3 RPG)

Mikeal Brown-Jones, UNC Greensboro (2023-24: 18.9 PPG, 7.5 RPG, 24 blk.)

Dre Davis, Seton Hall (2023-24: 15.0 PPG, 6.0 RPG, 60 ast., 34 stl., 49 blk.)

Malik Dia, Belmont (2023-24: 16.9 PPG, 5.9 RPG, 44 3PFGM, 27 stl., 26 blk.)

Sean Pedulla, Virginia Tech (2023-24: 16.4 PPG, 4.3 RPG, 4.6 APG, 53 3PFGM, 37 stl.)

OPPONENT NET RATINGS (USING FINAL 23-24 NET)

Opponent	NET	Result
Long Island	347	W, 90-60
Grambling	276	W, 66-64
South Alabama	246	W, 64-54
Colorado St.	33	W, 84-69
Oral Roberts	278	W, 100-68
BYU	15	--
Purdue/NC St.	3/48	--
Louisville	206	--
Lindenwood	354	--
Southern Miss	238	--
Southern	255	--
Queens	269	--
Memphis	75	--
Georgia	95	--
Arkansas	115	--
LSU	99	--
Alabama	10	--
Mississippi St.	36	--
Texas A&M	37	--
Missouri	157	--
Texas	28	--
Auburn	7	--
Kentucky	20	--
LSU	99	--
South Carolina	56	--
Mississippi St.	36	--
Vanderbilt	202	--
Auburn	7	--
Oklahoma	45	--
Tennessee	5	--
Florida	30	--

OLE MISS NET RATING

	NET	Record
Ole Miss	90	5-0

OLE MISS IN WINS VS. LOSSES

Category	Wins	Losses	Change
Scoring	80.0	0.0	--
Scoring Defense	63.0	0.0	--
Scoring Margin	+17.8	0.0	--
FG%	.442	.000	--
3PT%	.359	.000	--
FT%	.741	.000	--
Opp. FG%	.417	.000	--
Opp. 3PT%	.342	.000	--
Rebounds	36.4	0.0	--
Reb. Margin	+2.6	0.0	--
Assists	16.8	0.0	--
Steals	10.6	0.0	--
Blocks	4.8	0.0	--
Turnovers	8.2	0.0	--
Turnovers Forced	17.6	0.0	--

I AM AN OLE MISS REBEL

The Ole Miss roster has four first-year collegiate players, in freshmen John Bol, Zach Day and Eduardo Klafke, as well as senior Max Smith.

Bol, a 7'2" forward from Overtime Elite in Atlanta, was ranked as the second-highest recruit in program history according to 247Sports. The South Sudan native was a consensus four-star recruit, and was ranked as high as No. 38 in the nation by 247Sports and No. 40 by ESPN. Klafke is a 6'5" guard with great shooting and play-making ability. He trained with the prestigious NBA Academy Latin America, and spent all of last spring as an early-enrollee training with Ole Miss. Day joins the program from Midland, Texas where he averaged 24 points, 7.5 rebounds and 2.1 assists as a senior at Midland Christian. Smith joined the team as a senior Ole Miss student, previously playing at Anderson High School in Austin, Texas where he averaged 24 points per game.

THE BEARD ERA: YEAR ONE

The first season of Ole Miss Basketball under head coach Chris Beard was a good one, as the Rebels got off to one of the best starts in all of college basketball. Winning their first 13 games to begin the 2023-24 schedule, Ole Miss was one of three teams to remain undefeated through 13 competitions, and tied the program record for longest win streak. The team also broke the SJB Pavilion record for consecutive wins with 12, and broke the program record for total home-game attendance by over 11,000. The Rebels finished the campaign with a 20-win season for the 19th time in school history and the first since 2018-19.

The team was led by returning guard **Matthew Murrell** in scoring at 16.2 points per game, and guard Allen Flanigan in rebounding at 6.1 per contest. Ole Miss finished the season with 184 blocked shots, the second-most in a single season in program history, just behind 185 set during the 2012-13 team. The Rebels set a new school record for blocks in a single game on January 10 against Florida with 16, tying the SEC record for most in a conference game.

VALUED LEADERSHIP

The Ole Miss men's basketball coaching staff is one of the more experienced around the country. In his 14th year as a collegiate head coach, **Chris Beard** is joined on the court by former head coaches **Mark Adams** (25 years as head coach), **Win Case** (16 years as head coach), **Brian Burg** (three years as head coach), and **Wes Flanigan** (two years as head coach). Assistant coach **Bob Donewald Jr.** has 16 years of head coaching experience at the professional and national level, while assistant **Al Pinkins** has been an associate or assistant coach at six different NCAA Division-I programs, including four within the SEC. The Ole Miss coaching staff has experience at six other SEC programs: Auburn, Florida, LSU, Mississippi State, Tennessee, and Texas.

DAVID AND GOLIATH

Measuring in at five feet and four inches tall, Ole Miss senior guard **Cam Brent** is currently the shortest student-athlete on any men's college basketball roster. Standing at seven feet two inches, freshman forward **John Bol** is tied for the 10th-tallest in all of college hoops. Brent and Bol's height differential of 10 inches is the largest in the NCAA.

AMONG THE NATION'S BEST

Some of the Rebels rank among college basketball's elite in the active career leaderboards, with **Matthew Murrell** sitting among the best in three-pointers attempted (630, No. 26) and made (223, No. 33), field goals attempted (1,228, No. 32), and career points (1,492, No. 41). He is also listed among the top-100 in the NCAA in games played (125, No. 93) and steals (133, No. 91). Point guard **Sean Pedulla** appears on the active career leaderboard for assists (341, No. 60) and points (1,302, No. 94).

REBELS IN NCAA CAREER ACTIVE LEADERS (TOP-100)

Name	Categ.	Value	D-I	All Div
Murrell	3P FGA	630	26	35
Murrell	FGA	1,228	32	47
Murrell	3P FGM	223	33	57
Murrell	Points	1,492	41	74
Pedulla	Assists	341	60	100
Murrell	Steals	133	91	177
Murrell	Games	125	93	102
Pedulla	Points	1,302	94	169

GAME-BY-GAME STARTING LINEUPS

Opponent	Date	Result	G	G	G	G/F	F/C	Lineup	Record
Long Island	11-04	W, 90-60	Murray	Pedulla	Murrell	Davis	Dia	#1	1-0
Grambling State	11-08	W, 66-64	Murray	Pedulla	Murrell	Davis	Dia	#1	2-0
South Alabama	11-12	W, 64-54	Murray	Pedulla	Barnes	Davis	Dia	#2	1-0
Colorado State	11-16	W, 84-69	Murray	Pedulla	Murrell	Davis	Dia	#1	3-0
Oral Roberts	11-21	W, 100-68	Murray	Pedulla	Murrell	Brown-Jones	Dia	#3	1-0
BYU	11-28								
TBD	11-29								
Louisville	12-03								
Lindenwood	12-07								
Southern Miss	12-14								
Southern	12-17								
Queens	12-21								
Memphis	12-38								
Georgia	1-4								
Arkansas	1-8								
LSU	1/11								
Alabama	1/14								
Mississippi State	1/18								
Texas A&M	1/22								
Missouri	1/25								
Texas	1/29								
Auburn	2/1								
Kentucky	2/4								
LSU	2/8								
South Carolina	2/12								
Mississippi State	2/15								
Vanderbilt	2/22								
Auburn	2/26								
Oklahoma	3/1								
Tennessee	3/5								
Florida	3/8								

REBEL STARTING/GAMES PLAYED HISTORY

CAREER STARTS			CAREER GAMES PLAYED		
Name	Season	Career	Name	Season	Career
Davon Barnes	1	66	Davon Barnes	5	88
Ja'Von Benson	0	15	Ja'Von Benson	3	50
John Bol	0	0	John Bol	2	2
Jaemyn Brakefield	0	90	Jaemyn Brakefield	5	124
Cam Brent	0	0	Cam Brent	2	8
Mikeal Brown-Jones	1	34	Mikeal Brown-Jones	5	118
Robert Cowherd	0	0	Robert Cowherd	3	13
Zach Day	0	0	Zach Day	0	0
Dre Davis	4	81	Dre Davis	4	114
Malik Dia	5	29	Malik Dia	5	58
Eduardo Klafke	0	0	Eduardo Klafke	5	5
Jaylen Murray	5	51	Jaylen Murray	5	99
Matthew Murrell	4	92	Matthew Murrell	4	125
Sean Pedulla	5	71	Sean Pedulla	5	107
Max Smith	0	0	Max Smith	0	0

OVERALL STATS

Game Records

Record	Overall	Home	Away	Neutral
ALL GAMES	5-0	4-0	0-0	1-0
CONFERENCE	0-0	0-0	0-0	0-0
NON-CONFERENCE	5-0	4-0	0-0	1-0

Score by Periods

Team	1st	2nd	OT	TOT
Ole Miss	202	202	0	404
Opponents	152	163	0	315

Team Box Score

No.	Player				Total		3-Point		F-Throw		Rebounds												
		GP-GS	MIN	AVG	FG-FGA	FG%	3FG-3FGA	3FG%	FT-FTA	FT%	OFF	DEF	TOT	AVG	PF	DQ	A	TO	BLK	STL	PTS	AVG	
3	PEDULLA, Sean	5-5	161:41	32.3	24-55	.436	13-33	.394	11-13	.846	2	17	19	3.8	9	0	16	8	0	15	72	14.4	
5	MURRAY, Jaylen	5-5	151:55	30.4	18-40	.450	10-24	.417	15-15	1.000	0	9	9	1.8	5	0	20	2	3	7	61	12.2	
11	MURRELL, Matthew	4-4	123:19	30.8	17-42	.405	5-16	.313	9-13	.692	5	5	10	2.5	9	0	12	4	1	12	48	12.0	
4	BRAKEFIELD, Jaemyn	5-0	116:50	23.4	19-39	.487	6-13	.462	12-18	.667	7	23	30	6.0	8	0	14	6	2	2	56	11.2	
14	DAVIS, Dre	4-4	93:41	23.4	14-33	.424	3-10	.300	8-13	.615	9	9	18	4.5	11	0	2	4	3	3	39	9.8	
0	DIA, Malik	5-5	91:45	18.3	14-32	.438	5-11	.455	6-9	.667	7	27	34	6.8	10	0	6	3	4	2	39	7.8	
7	BARNES, Davon	5-1	112:46	22.6	14-30	.467	4-14	.286	6-8	.750	10	10	20	4.0	13	0	8	2	3	4	38	7.6	
1	BROWN-JONES, Mikeal	5-1	56:18	11.3	11-23	.478	0-4	.000	10-16	.625	5	2	7	1.4	8	0	1	6	3	5	32	6.4	
10	BOL, John	2-0	15:40	7.8	3-4	.750	0-0	.000	0-0	.000	1	4	5	2.5	2	0	0	2	3	0	6	3.0	
8	KLAFKE, Eduardo	5-0	45:48	9.2	1-4	.250	1-3	.333	4-5	.800	1	2	3	0.6	6	0	4	2	1	1	7	1.4	
21	BENSON, Ja'Von	3-0	15:02	5.0	1-3	.333	0-0	.000	2-2	1.000	1	4	5	1.7	2	0	0	1	0	1	4	1.3	
55	BRENT, Cam	2-0	04:13	2.1	1-3	.333	0-1	.000	0-0	.000	0	1	1	0.5	0	0	0	0	0	0	2	1.0	
6	COWHERD, Robert	3-0	11:01	3.7	0-2	.000	0-2	.000	0-0	.000	1	0	1	0.3	1	0	1	1	1	1	0	0.0	
Team											11	9	20										
Total		5	1000		137-310	.442	47-131	.359	83-112	.741	60	122	182	36.4	84	0	84	41	24	53	404	80.8	
Opponents		5	1000		108-259	.417	39-114	.342	58-84	.690	39	130	169	33.8	92	0	58	88	19	26	315	63.0	

Team Statistics

	UM	OPP
Scoring	404	315
Points per game	80.8	63.0
Scoring margin	+17.8	-
Field goals-att	137-310	108-259
Field goal pct	.442	.417
3 point fg-att	47-131	39-114
3-point FG pct	.359	.342
3-pt FG made per game	9.4	7.8
Free throws-att	83-112	58-84
Free throw pct	.741	.690
F-Throws made per game	16.6	11.6
Rebounds	182	169
Rebounds per game	36.4	33.8
Rebounding margin	+2.6	-
Assists	84	58
Assists per game	16.8	11.6
Turnovers	41	88
Turnovers per game	8.2	17.6
Turnover margin	+9.4	-
Assist/turnover ratio	2.0	0.7
Steals	53	26
Steals per game	10.6	5.2
Blocks	24	19
Blocks per game	4.8	3.8
Winning streak	5	-
Home win streak	4	-
Attendance	26202	0
Home games-Avg/Game	4-6551	0-0
Neutral site-Avg/Game	-	1-1652

Team Results

Date	Opponent		Score	Att.
11/04/2024	LIU	W	90-60	7982
11/08/2024	Grambling	W	66-64	7314
11/12/2024	South Alabama	W	64-54	4033
11/16/2024	vs Colorado St.	W	84-69	1652
11/21/2024	Oral Roberts	W	100-68	6873

CONFERENCE

NON-CONFERENCE

Game Records

Record	Overall	Home	Away	Neutral
ALL GAMES	5-0	4-0	0-0	1-0
CONFERENCE	0-0	0-0	0-0	0-0
NON-CONFERENCE	5-0	4-0	0-0	1-0

Team Box Score

No.	Player				Total		3-Point		F-Throw		Rebounds															
		GP-GS	MIN	AVG	FG-FGA	FG%	3FG-3FGA	3FG%	FT-FTA	FT%	OFF	DEF	TOT	AVG	PF	DQ	A	TO	BLK	STL	PTS	AVG				
3	PEDULLA, Sean	5-5	161:41	32.3	24-55	.436	13-33	.394	11-13	.846	2	17	19	3.8	9	0	16	8	0	15	72	14.4				
5	MURRAY, Jaylen	5-5	151:55	30.4	18-40	.450	10-24	.417	15-15	1.000	0	9	9	1.8	5	0	20	2	3	7	61	12.2				
11	MURRELL, Matthew	4-4	123:19	30.8	17-42	.405	5-16	.313	9-13	.692	5	5	10	2.5	9	0	12	4	1	12	48	12.0				
4	BRAKEFIELD, Jaemyn	5-0	116:50	23.4	19-39	.487	6-13	.462	12-18	.667	7	23	30	6.0	8	0	14	6	2	2	56	11.2				
14	DAVIS, Dre	4-4	93:41	23.4	14-33	.424	3-10	.300	8-13	.615	9	9	18	4.5	11	0	2	4	3	3	39	9.8				
0	DIA, Malik	5-5	91:45	18.3	14-32	.438	5-11	.455	6-9	.667	7	27	34	6.8	10	0	6	3	4	2	39	7.8				
7	BARNES, Davon	5-1	112:46	22.6	14-30	.467	4-14	.286	6-8	.750	10	10	20	4.0	13	0	8	2	3	4	38	7.6				
1	BROWN-JONES, Mikeal	5-1	56:18	11.3	11-23	.478	0-4	.000	10-16	.625	5	2	7	1.4	8	0	1	6	3	5	32	6.4				
10	BOL, John	2-0	15:40	7.8	3-4	.750	0-0	.000	0-0	.000	1	4	5	2.5	2	0	0	2	3	0	6	3.0				
8	KLAFKE, Eduardo	5-0	45:48	9.2	1-4	.250	1-3	.333	4-5	.800	1	2	3	0.6	6	0	4	2	1	1	7	1.4				
21	BENSON, Ja'Von	3-0	15:02	5.0	1-3	.333	0-0	.000	2-2	1.000	1	4	5	1.7	2	0	0	1	0	1	4	1.3				
55	BRENT, Cam	2-0	04:13	2.1	1-3	.333	0-1	.000	0-0	.000	0	1	1	0.5	0	0	0	0	0	0	2	1.0				
6	COWHERD, Robert	3-0	11:01	3.7	0-2	.000	0-2	.000	0-0	.000	1	0	1	0.3	1	0	1	1	1	1	0	0.0				
Team											11	9	20													
Total		5	1000		137-310	.442	47-131	.359	83-112	.741	60	122	182	36.4	84	0	84	41	24	53	404	80.8				
Opponents		5	1000		108-259	.417	39-114	.342	58-84	.690	39	130	169	33.8	92	0	58	88	19	26	315	63.0				

HOME STATS

Game Records

Record	Overall	Home	Away	Neutral
ALL GAMES	4-0	4-0	0-0	0-0
CONFERENCE	0-0	0-0	0-0	0-0
NON-CONFERENCE	4-0	4-0	0-0	0-0

Team Box Score

No.	Player				Total		3-Point		F-Throw		Rebounds											
		GP-GS	MIN	AVG	FG-FGA	FG%	3FG-3FGA	3FG%	FT-FTA	FT%	OFF	DEF	TOT	AVG	PF	DQ	A	TO	BLK	STL	PTS	AVG
3	PEDULLA, Sean	4-4	125:40	31.4	20-48	.417	12-31	.387	11-11	1.000	2	13	15	3.8	7	0	14	6	0	13	63	15.8
11	MURRELL, Matthew	3-3	91:24	30.5	14-33	.424	3-13	.231	7-11	.636	4	3	7	2.3	7	0	11	3	1	12	38	12.7
4	BRAKEFIELD, Jaemyn	4-0	96:55	24.2	17-32	.531	5-11	.455	11-16	.688	7	19	26	6.5	7	0	12	6	2	2	50	12.5
5	MURRAY, Jaylen	4-4	118:57	29.7	14-34	.412	8-21	.381	9-9	1.000	0	7	7	1.8	4	0	14	2	3	5	45	11.3
14	DAVIS, Dre	3-3	70:40	23.6	10-23	.435	2-6	.333	6-10	.600	6	8	14	4.7	9	0	1	3	2	1	28	9.3
7	BARNES, Davon	4-1	92:12	23.1	12-26	.462	3-12	.250	4-6	.667	10	9	19	4.8	12	0	7	2	3	4	31	7.8
0	DIA, Malik	4-4	73:19	18.3	9-25	.360	4-9	.444	6-9	.667	6	23	29	7.3	8	0	4	3	4	1	28	7.0
1	BROWN-JONES, Mikeal	4-1	44:10	11.0	7-18	.389	0-3	.000	4-7	.571	4	2	6	1.5	6	0	1	6	3	3	18	4.5
10	BOL, John	2-0	15:40	7.8	3-4	.750	0-0	.000	0-0	.000	1	4	5	2.5	2	0	0	2	3	0	6	3.0
8	KLAFKE, Eduardo	4-0	41:16	10.3	1-4	.250	1-3	.333	4-5	.800	1	2	3	0.8	4	0	4	2	1	1	7	1.8
21	BENSON, Ja'Von	3-0	15:02	5.0	1-3	.333	0-0	.000	2-2	1.000	1	4	5	1.7	2	0	0	1	0	1	4	1.3
55	BRENT, Cam	2-0	04:13	2.1	1-3	.333	0-1	.000	0-0	.000	0	1	1	0.5	0	0	0	0	0	0	2	1.0
6	COWHERD, Robert	2-0	10:31	5.3	0-2	.000	0-2	.000	0-0	.000	1	0	1	0.5	1	0	1	1	1	1	0	0.0
Team											8	8	16									
Total		4	800		109-255	.427	38-112	.339	64-86	.744	51	103	154	38.5	69	0	69	37	23	44	320	80.0
Opponents		4	800		84-209	.402	30-88	.341	48-73	.658	32	108	140	35.0	70	0	39	73	18	26	246	61.5

AWAY STATS

IN WINS

Game Records

Record	Overall	Home	Away	Neutral
ALL GAMES	5-0	4-0	0-0	1-0
CONFERENCE	0-0	0-0	0-0	0-0
NON-CONFERENCE	5-0	4-0	0-0	1-0

Team Box Score

No.	Player				Total		3-Point		F-Throw		Rebounds													
		GP-GS	MIN	AVG	FG-FGA	FG%	3FG-3FGA	3FG%	FT-FTA	FT%	OFF	DEF	TOT	AVG	PF	DQ	A	TO	BLK	STL	PTS	AVG		
3	PEDULLA, Sean	5-5	161:41	32.3	24-55	.436	13-33	.394	11-13	.846	2	17	19	3.8	9	0	16	8	0	15	72	14.4		
5	MURRAY, Jaylen	5-5	151:55	30.4	18-40	.450	10-24	.417	15-15	1.000	0	9	9	1.8	5	0	20	2	3	7	61	12.2		
11	MURRELL, Matthew	4-4	123:19	30.8	17-42	.405	5-16	.313	9-13	.692	5	5	10	2.5	9	0	12	4	1	12	48	12.0		
4	BRAKEFIELD, Jaemyn	5-0	116:50	23.4	19-39	.487	6-13	.462	12-18	.667	7	23	30	6.0	8	0	14	6	2	2	56	11.2		
14	DAVIS, Dre	4-4	93:41	23.4	14-33	.424	3-10	.300	8-13	.615	9	9	18	4.5	11	0	2	4	3	3	39	9.8		
0	DIA, Malik	5-5	91:45	18.3	14-32	.438	5-11	.455	6-9	.667	7	27	34	6.8	10	0	6	3	4	2	39	7.8		
7	BARNES, Davon	5-1	112:46	22.6	14-30	.467	4-14	.286	6-8	.750	10	10	20	4.0	13	0	8	2	3	4	38	7.6		
1	BROWN-JONES, Mikeal	5-1	56:18	11.3	11-23	.478	0-4	.000	10-16	.625	5	2	7	1.4	8	0	1	6	3	5	32	6.4		
10	BOL, John	2-0	15:40	7.8	3-4	.750	0-0	.000	0-0	.000	1	4	5	2.5	2	0	0	2	3	0	6	3.0		
8	KLAFKE, Eduardo	5-0	45:48	9.2	1-4	.250	1-3	.333	4-5	.800	1	2	3	0.6	6	0	4	2	1	1	7	1.4		
21	BENSON, Ja'Von	3-0	15:02	5.0	1-3	.333	0-0	.000	2-2	1.000	1	4	5	1.7	2	0	0	1	0	1	4	1.3		
55	BRENT, Cam	2-0	04:13	2.1	1-3	.333	0-1	.000	0-0	.000	0	1	1	0.5	0	0	0	0	0	0	2	1.0		
6	COWHERD, Robert	3-0	11:01	3.7	0-2	.000	0-2	.000	0-0	.000	1	0	1	0.3	1	0	1	1	1	1	0	0.0		
Team											11	9	20											
Total		5	1000		137-310	.442	47-131	.359	83-112	.741	60	122	182	36.4	84	0	84	41	24	53	404	80.8		
Opponents		5	1000		108-259	.417	39-114	.342	58-84	.690	39	130	169	33.8	92	0	58	88	19	26	315	63.0		

IN LOSSES

TEAM GAME-BY-GAME

				Total		3-Pointers		Free throws		Rebounds											
Opponent	Date	Score		FG-FGA	PCT	3FG-3FGA	PCT	FT-FTA	PCT	OFF	DEF	TOT	AVG	PF	A	TO	BLK	STL	PTS	AVG	
LIU	11/04/2024	90-60	W	28-57	.491	9-22	.409	25-32	.781	13	29	42	42.0	18	12	14	13	10	90	90.0	
Grambling	11/08/2024	66-64	W	23-65	.354	6-26	.231	14-18	.778	10	23	33	37.5	20	13	6	5	14	66	78.0	
South Alabama	11/12/2024	64-54	W	21-64	.328	13-38	.342	9-14	.643	14	28	42	39.0	11	18	9	2	7	64	73.3	
vs Colorado St.	11/16/2024	84-69	W	28-55	.509	9-19	.474	19-26	.731	9	19	28	36.3	15	15	4	1	9	84	76.0	
Oral Roberts	11/21/2024	100-68	W	37-69	.536	10-26	.385	16-22	.727	14	23	37	36.4	20	26	8	3	13	100	80.8	
Total		404		137-310	.442	47-131	.359	83-112	.741	60	122	182	36.4	84	84	41	24	53	404	80.8	
Opponents		315		108-259	.417	39-114	.342	58-84	.690	39	130	169	33.8	92	58	88	19	26	315	63.0	

Ole Miss Averages

Games Played	Points/game	FG Pct	3FG Pct	FT Pct	Rebounds/game	Assists/game	Turnovers/game	Assist/Turnover ratio	Steals/game	Blocks/game
5	80.8	44.2	35.9	74.1	36.4	16.8	8.2	2.0	10.6	4.8

THE LAST TIME ...

AN OLE MISS TEAM...

Scored 100+ points at home..... 100 vs. Oral Roberts (Nov. 21, 2024)
 Scored 100+ points on the road..... 104 at Mississippi St. (4ot) (Jan. 24, 1990)
 Scored 100+ points and lost..... 105 vs. Oregon (Dec. 8, 2013)
 Scored 110+ points..... 111 vs. Mississippi Valley St. (Nov. 22, 2013)
 Scored 50 points or less..... 48 vs. Western Kentucky (Dec. 11, 2021)
 Scored 40 points or less..... 37 vs. Oklahoma St. (Nov. 29, 2019)
 Scored 50 or less and won..... 50-48 vs. SMU (Jan. 3, 2012)
 Held opponent to 50 or less..... 46 vs. Vanderbilt (March 6, 2021)
 Won an overtime game..... 86-84 at Auburn (Feb. 6, 2021)
 Lost an overtime game..... 61-69 vs. Mississippi State (Feb. 18, 2023)
 Won a double overtime game..... 90-87 vs. Texas Tech (March 23, 2010)
 Lost a double overtime game..... 83-82 vs. #16 Auburn (Jan. 28, 2020)
 Played a triple overtime game..... Never Happened
 Played a four-overtime game..... 104-102 at Mississippi St. (Jan. 24, 1990)

Made 10+ three-point field goals..... 10 vs. Oral Roberts (Nov. 21, 2024)
 Made 12+ three-point field goals..... 13 vs. South Alabama (Nov. 12, 2024)
 Made 15+ three-point field goals..... 15 at Syracuse (March 18, 2017)
 Allowed 10+ three-point field goals..... 13 vs. Texas A&M (March 9, 2024)
 Had 15+ rebound margin..... 15 vs. Arkansas (Jan. 24, 2024)
 Had 20+ rebound margin..... 21 vs. Rider (Nov. 30, 2021)
 Had 25+ rebound margin..... 24 vs. UT Martin (Dec. 22, 2020)
 Had 50+ rebounds..... 52 vs. Alabama State (Nov. 6, 2023)
 Had 60+ rebounds..... 64 vs. Troy (Nov. 27, 2007)
 Had two players with 10+ rebounds..... Nysier Brooks (15), Tye Fagan (10)
 Had three players with 10+ rebounds..... vs. Georgia (Jan. 9, 2016)
 Sebastian Saiz (10), Martavious Newby (10), and Rasheed Brooks (10)
 Had two players with 20+ points..... vs. #13 Alabama (Feb. 28, 2024)
 Allen Flanigan (28), Jaemyn Brakefield (21)
 Had two players with a double-double..... vs. Kentucky (March 2, 2021)
 KJ Buffen (16 points, 10 rebounds), Romello White (11 points, 10 rebounds)
 Attempted 30+ free throws..... 32 vs. Long Island (Nov. 4, 2024)
 Attempted 40+ free throws..... 42 at Missouri (March 2, 2024)
 Attempted 50+ free throws..... 55 vs. Missouri (March 9, 2017)
 Made 25+ free throws..... 25 vs. Long Island (Nov. 4, 2024)
 Made 30+ free throws..... 34 at South Carolina (Feb. 13, 2021)
 Made 35+ free throws..... 40 vs. Georgia Southern (Nov. 17, 2015)
 Made 40+ free throws..... 40 vs. Georgia Southern (Nov. 17, 2015)
 Shot 100% from FT line (min. 10 att.)..... 13-13 vs. Arkansas (Jan. 26, 2022)
 Shot 100% from FT line (min. 20 att.)..... 10-10 vs. Mississippi St. (Feb. 28, 1959)
 Shot 90% or better from FT line..... 90.5% (19-21) at Mississippi State (Feb. 21, 2024)

Had 20+ assists..... 26 vs. Oral Roberts (Nov. 21, 2024)
 Had 20+ assists in two straight..... vs. Mississippi State (22) and Auburn (21), 2023-24
 Had 25+ assists..... 26 vs. Oral Roberts (Nov. 21, 2024)
 Had 30+ assists..... 32 vs. Centenary (Dec. 19, 2009)

Had 20+ turnovers..... 27 at #18 Tennessee (Jan. 5, 2022)
 Had 25+ turnovers..... 27 at #18 Tennessee (Jan. 5, 2022)
 Forced 20+ turnovers..... 21 vs. Oral Roberts (Nov. 21, 2024)
 Forced 25+ turnovers..... 25 vs. Troy (Dec. 19, 2023)
 Forced 30+ turnovers..... 31 vs. Louisiana-Monroe (Nov. 24, 2007)

Had 10+ steals..... 13 vs. Oral Roberts (Nov. 21, 2024)
 Had 15+ steals..... 16 vs. Troy (Dec. 19, 2023)
 Had 20+ steals..... 20 vs. Lipscomb (Nov. 23, 2012)

Blocked 5+ shots..... 5 vs. Grambling State (Nov. 8, 2024)
 Blocked 10+ shots..... 13 vs. Long Island (Nov. 4, 2024)
 Blocked 12+ shots..... 13 vs. Long Island (Nov. 4, 2024)

Beat a ranked team..... 76-72 vs. #25 LSU (Feb. 1, 2022)
 Beat a ranked team at home..... 67-63 vs. #18 Memphis (Dec. 4, 2021)
 Beat a ranked team on the road..... 76-72 vs. #25 LSU (Feb. 1, 2022)
 Beat a ranked team on a neutral floor..... 75-68 vs. #23 Creighton (Nov. 28, 2014)

Kept every opposing player out of double figures..... vs. UT Martin (Dec. 22, 2020)
 Had all five starters score in double figures..... at Missouri (March 4, 2023)
 Had five players score in double figures..... vs. Oral Roberts (Nov. 21, 2024)
 Had six players score in double figures..... vs. Valparaiso (Dec. 10, 2022)
 Had no players score in double figures..... vs. Oklahoma State (Nov. 29, 2019)

Overcame a 5-point+ halftime deficit to win..... 8 vs. Grambling State (Nov. 8, 2024)
 Overcame a 5-point+ halftime deficit on road to win..... 6 at Auburn (Feb. 6, 2021)
 Overcame a 10-point+ halftime deficit to win..... 16 vs. Penn State (Nov. 27, 2019)
 Overcame a 20-point+ halftime deficit to win..... 20 vs. Auburn (Feb. 11, 2017)
 Overcame a 10-point+ second half deficit to win..... 12 vs. Grambling State (Nov. 8, 2024)
 Overcame a 15-point+ second half deficit to win..... 21 vs. Penn State (Nov. 27, 2019)
 Overcame a 20-point+ second half deficit to win..... 21 vs. Penn State (Nov. 27, 2019)

Went on a 20-0 run..... 20 vs. Grambling State (Nov. 8, 2024)
 Went on a 25-0 run..... 28 vs. Chattanooga (Dec. 16, 2018)

AN OLE MISS PLAYER...

Scored 20+ points 27, Sean Pedulla vs. South Alabama (Nov. 12, 2024)
 Scored 30+ points 33, Jarkel Joiner vs. Alabama (Feb. 9, 2022)
 Scored 35+ points 40, Breein Tyree vs. Mississippi St. (Feb. 11, 2020)
 Scored 40+ points 40, Breein Tyree vs. Mississippi St. (Feb. 11, 2020)
 Scored 50+ points 53, Gerald Glass vs. LSU (March 4, 1989)

Scored 20+ points in 5 straight games..... Breein Tyree (Jan. 26-Feb. 14, 2019)
 Scored 20+ points in 10 straight..... Stefan Moody (Nov. 25, 2015-Jan. 28, 2016)
 Scored 20+ points in 14 straight..... Stefan Moody (Nov. 25, 2015-Jan. 28, 2016)
 Scored 20+ points in 18 straight..... Joe Gibbon (Dec. 10, 1956-Feb. 28, 1957)
 Scored 20+ points in 22 straight..... Johnny Neumann (Dec. 1, 1970-Feb. 22, 1971)

Made 5+ 3-pointers..... 7, Sean Pedulla vs. South Alabama (Nov. 12, 2024)
 Made 7+ 3-pointers..... 7, Sean Pedulla vs. South Alabama (Nov. 12, 2024)
 Made 8+ 3-pointers..... 8, Matthew Murrell vs. #24 Texas A&M (Feb. 28, 2023)
 Made 9+ 3-pointers..... 9, Deandre Burnett vs. Oral Roberts (Nov. 18, 2016)
 Made 10+ 3-pointers..... 10, Marshall Henderson vs. Oregon (Dec. 8, 2013)
 Attempted 10+ 3-pointers..... 16, Sean Pedulla vs. South Alabama (Nov. 12, 2024)
 Attempted 15+ 3-pointers..... 16, Sean Pedulla vs. South Alabama (Nov. 12, 2024)

Had a double-double..... Jaemyn Brakefield (11 pts., 11 reb.) vs. Grambling St. (Nov. 8, 2024)
 Had a double-double in 2 straight games..... Sebastian Saiz (3/4/17-3/9/17)
 Had a double-double in 3 straight games..... Sebastian Saiz (1/28/17-2/4/17)
 Had a double-double in 4 straight games..... Sebastian Saiz (1/28/17-2/8/17)
 Had a double-double in 5 straight games..... Sebastian Saiz (12/15/16-1/3/17)
 Had a double-double in 6 straight games..... Sebastian Saiz (12/15/16-1/7/17)
 Had a double-double in 7 straight games..... Rahim Lockhart (11/19/99-12/4/99)
 Had 5+ double-doubles in a season..... 5, Allen Flanigan, 2023-24 season
 Had 10+ double-doubles in a season..... 23, Sebastian Saiz, 2016-17 season
 Had 18+ double-doubles in a season..... 23, Sebastian Saiz, 2016-17 season
 Had 20+ double-doubles in a season..... 23, Sebastian Saiz, 2016-17 season

Had 20+ points and 15+ rebounds..... Sebastian Saiz, 21 pts/15 rebs
 vs. South Carolina (March 4, 2017)
 Had 20+ points and 20+ rebounds..... Walter Actwood, 22 pts/22 rebs
 vs. ISU-Evansville (Dec. 1, 1975)
 Had 30+ points and 10+ rebounds..... Romello White (30 points, 10 rebounds)
 at Auburn (Feb. 6, 2021)

Had 20+ points and 10+ assists..... Jaylen Murray (21 pts., 11 ast.) vs. Miss. St. (Jan. 30, 2024)

Had 15+ rebounds..... 16, Nysier Brooks vs. Mississippi St. (Jan. 8, 2022)
 Had 20+ rebounds..... 20, Murphy Holloway vs. Auburn (Feb. 24, 2010)
 Had 10+ rebounds in 2 straight games..... Myles Burns (12/17/22-12/20/22)
 Had 10+ offensive rebounds..... 10, Dwayne Curtis vs. Auburn (Feb. 25, 2006)
 Had 10+ defensive rebounds..... 10, Malik Dia vs. South Alabama (Nov. 12, 2024)

Had 10+ assists..... 11, Jaylen Murray vs. Mississippi State (Jan. 30, 2024)
 Had 15+ assists..... 15, Sean Tuohy vs. Auburn (Jan. 26, 1980)
 Had 9+ assists and 0 turnovers..... 9, Luis Rodriguez vs. Alabama (Feb. 9, 2022)
 Had 8+ assists and 0 turnovers..... 9, Luis Rodriguez vs. Alabama (Feb. 9, 2022)

Had 5+ blocks..... 6, Jamarion Sharp at Missouri (Mar. 2, 2024)
 Had 8+ blocks..... 9, Jamarion Sharp vs. Florida (Jan. 10, 2024)

Had 5+ steals..... 5, Sean Pedulla vs. Oral Roberts (Nov. 21, 2024)
 Had 7+ steals..... 7, Matthew Murrell vs. Grambling State (Nov. 8, 2023)
 Had 8+ steals..... 10, Matthew Murrell vs. Troy (Dec. 19, 2023)
 Had 10+ steals..... 10, Matthew Murrell vs. Troy (Dec. 19, 2023)

Made 10+ free throws..... 10, Jaemyn Brakefield at Missouri (Mar. 2, 2024)
 Made 15+ free throws..... 15, Stefan Moody vs. Mississippi St. (March 3, 2016)
 Attempted 10+ free throws..... 10, Allen Flanigan at Georgia (Mar. 5, 2024)
 Attempted 15+ free throws..... 15, Allen Flanigan vs. #13 Alabama (Feb. 28, 2024)
 Attempted 20+ free throws..... 20, Ansu Sesay vs. Arkansas (Feb. 18, 1995)
 Shot 100% from the line (min. 10)..... 10-10, Allen Flanigan; Jaemyn Brakefield at LSU (Jan. 17, 2024)

Shot 100% from the floor (min. 5)..... Jaemyn Brakefield, 5-5 vs. South Alabama (Nov. 12, 2024)
 Shot 90% from the floor (min. 10)..... Matthew Murrell, 10-11 vs. Mississippi St. (Jan. 8, 2022)
 Shot 100% from three (min. 4)..... Jaymyn Brakefield, 4-4 vs. #7 Tennessee (Dec. 28, 2022)

Played 40+ minutes..... 45, Matthew Murrell, 44 Jaemyn Brakefield vs. Miss. St. (Feb. 18, 2023)

Played 45+ minutes..... 45, Matthew Murrell vs. Mississippi State (Feb. 18, 2023)

Fouled out..... Allen Flanigan vs. Texas A&M (March 14, 2024)

SEASON GAME HIGHS/LOWS

OLE MISS SEASON HIGHS

Category	Stat	Game
Points	100.....	vs. Oral Roberts (11-21-24)
Field Goals Made	37.....	vs. Oral Roberts (11-21-24)
Field Goal Attempts	69.....	vs. Oral Roberts (11-21-24)
Field Goal Percentage	.536 (37-69).....	vs. Oral Roberts (11-21-24)
3 Pt Field Goals Made	13.....	vs. South Alabama (11-12-24)
3 Pt Fg Attempts	38.....	vs. South Alabama (11-12-24)
3 Pt Fg Percentage	.474 (9-19).....	vs. Colorado State (11-16-24)
Free Throws Made	25.....	vs. Long Island (11-4-24)
Free Throw Attempts	32.....	vs. Long Island (11-4-24)
Free Throw Percentage	.781 (25-32).....	vs. Long Island (11-4-24)
Rebounds	42.....	2x MR: vs. South Alabama (11-12-24)
Assists	26.....	vs. Oral Roberts (11-21-24)
Steals	14.....	vs. Grambling State (11-8-24)
Blocked Shots	13.....	vs. Long Island (11-4-24)
Turnovers	14.....	vs. Long Island (11-4-24)
Fouls	20.....	2x, MR vs. Oral Roberts (11-21-24)

OLE MISS SEASON LOWS

Category	Stat	Game
Points	64.....	vs. South Alabama (11-12-24)
Field Goals Made	21.....	vs. South Alabama (11-12-24)
Field Goal Attempts	55.....	vs. Colorado State (11-16-24)
Field Goal Percentage	.328 (21-64).....	vs. South Alabama (11-12-24)
3 Pt Field Goals Made	6.....	vs. Grambling State (11-8-24)
3 Pt Fg Attempts	19.....	vs. Colorado State (11-16-24)
3 Pt Fg Percentage	.231.....	vs. Grambling State (11-8-24)
Free Throws Made	9.....	vs. South Alabama (11-12-24)
Free Throw Attempts	14.....	vs. South Alabama (11-12-24)
Free Throw Percentage	.643.....	vs. South Alabama (11-12-24)
Rebounds	28.....	vs. Colorado State (11-16-24)
Assists	12.....	vs. Long Island (11-4-24)
Steals	9.....	vs. Colorado State (11-16-24)
Blocked Shots	1.....	vs. Colorado State (11-16-24)
Turnovers	4.....	vs. Colorado State (11-16-24)
Fouls	11.....	vs. South Alabama (11-12-24)

OPPONENT SEASON HIGHS

Category	Stat	Game
Points	69.....	Colorado State (11-16-24)
Field Goals Made	25.....	Colorado State (11-16-24)
Field Goal Attempts	58.....	Long Island (11-4-24)
Field Goal Percentage	.490 (25-51).....	Colorado State (11-16-24)
3 Pt Field Goals Made	9.....	3x, MR: Oral Roberts (11-21-24)
3 Pt Fg Attempts	29.....	Oral Roberts (11-21-24)
3 Pt Fg Percentage	.474 (9-19).....	Grambling State (11-8-24)
Free Throws Made	15.....	Long Island (11-4-24)
Free Throw Attempts	24.....	Long Island (11-4-24)
Free Throw Percentage	.909 (10-11).....	Colorado State (11-16-24)
Rebounds	39.....	2x MR: South Alabama (11-12-24)
Assists	19.....	Colorado State (11-16-24)
Steals	9.....	Long Island (11-4-24)
Blocked Shots	7.....	Grambling State (11-8-24)
Turnovers	22.....	Grambling State (11-8-24)
Fouls	22.....	2x, MR: Colorado State (11-16-24)

OPPONENT SEASON LOWS

Category	Stat	Game
Points	54.....	South Alabama (11-12-24)
Field Goals Made	20.....	2x MR: South Alabama (11-12-24)
Field Goal Attempts	45.....	Grambling State (11-8-24)
Field Goal Percentage	.345 (20-58).....	Long Island (11-4-24)
3 Pt Field Goals Made	5.....	Long Island (11-4-24)
3 Pt Fg Attempts	15.....	Long Island (11-4-24)
3 Pt Fg Percentage	.280 (7-25).....	South Alabama (11-12-24)
Free Throws Made	7.....	South Alabama (11-12-24)
Free Throw Attempts	11.....	2x, MR: Colorado State (11-16-24)
Free Throw Percentage	.625 (13-25).....	Long Island (11-4-24)
Rebounds	29.....	Colorado State (11-16-24)
Assists	6.....	Long Island (11-4-24)
Steals	0.....	Colorado State (11-16-24)
Blocked Shots	0.....	Oral Roberts (11-21-24)
Turnovers	14.....	South Alabama (11-12-24)
Fouls	16.....	South Alabama (11-12-24)

OLE MISS INDIVIDUAL HIGHS

Category	Stat	Game
Points	27.....	Sean Pedulla vs. South Alabama (11-12-24)
Field Goals Made	8.....	Sean Pedulla vs. South Alabama (11-12-24)
Field Goal Att.	19.....	Sean Pedulla vs. South Alabama (11-12-24)
Fg Pct (Min 5 Made)	1.000 (5-5) ..	Jaemyn Brakefield vs. South Alabama (11-12-24)
3-Point Fg Made	7.....	Sean Pedulla vs. South Alabama (11-12-24)
3-Point Fg Att.	16.....	Sean Pedulla vs. South Alabama (11-12-24)
3-Pt Fg Pct (Min 2 Made)	.625 (5-8) ..	Jaylen Murray vs. Long Island (11-4-24)
Free Throws Made	6.....	Jayen Murray vs. Colorado State (11-16-24)
Free Throw Att.	7.....	Jaemyn Brakefield vs. Long Island (11-4-24)
Rebounds	13.....	Malik Dia vs. South Alabama (11-12-24)
Assists	6.....	Jaylen Murray, 2x, MR vs. Oral Roberts (11-21-24)
Steals	7.....	Matthew Murrell vs. Grambling State (11-8-24)
Blocked Shots	3...	Malik Dia & Davon Barnes vs. Long Island (11-4-24)
Turnovers	2.....	vs. Oral Roberts (11-21-24)
Minutes	36:01	Sean Pedulla vs. Colorado State (11-16-24)

OPPONENT INDIVIDUAL HIGHS

Category	Stat	Game
Points	21	Jalen Lake, Colorado State (11-16-24)
Field Goals Made	8.....	3x, MR: Darius Robinson Jr., Oral Roberts (11-21-24)
Field Goal Att.	15.....	Malachi Davis, Long Island (11-4-24)
Fg Pct (Min 5 Made)	.667 (8-12).....	Nique Clifford, Colorado State (11-16-24)
3-Point Fg Made	5.....	Jalen Lake, Colorado State (11-16-24)
3-Point Fg Att.	11.....	Judah Brown, South Alabama (11-12-24)
3-Pt Fg Pct (Min 2 Made)	1.000 (4-4).....	James Flippin, Grambling State (11-8-24)
Free Throws Made	7.....	Brent Davis, Long Island (11-4-24)
Free Throw Att.	9.....	Brent Davis, Long Island (11-4-24)
Rebounds	9.....	Antwan Burnett, Grambling State (11-8-24)
Assists	5.....	2x, MR: Nique Clifford, Colorado State (11-16-24)
Steals	2	5x, MR: Sam Alajiki, Oral Roberts (11-21-24)
Blocked Shots	4.....	Ernest Ross, Grambling State (11-8-24)
Turnovers	7.....	Mikale Stevenson, Grambling State (11-8-24)

GAME 5 • vs. ORAL ROBERTS • NOV. 21

GAME 6 • vs. BYU • NOV. 28



Official Basketball Box Score - Final
Oral Roberts at Ole Miss
11/21/24 The Sandy and John Black Pavilion at Ole Miss, Oxford, Miss.
2024-25 Men's Basketball

Game Time: 7:00 PM
Game Duration: 1:56
Attendance: 6,873

Officials: K.B. Burdett Jr., Josue Nieves, William Covington

Oral Roberts - 68

Record: 2-4

NO.	Name	Min	FG		3P		FT		Rebounds			Fouls		TP	AS	TO	ST	Blocks		+/-
			M-A	M-A	M-A	M-A	M-A	M-A	OR	DR	TOT	PF	FD					BS	BA	
13	Carlos Rosario	F 21:02	0-2	0-2	3-5	0	1	1	2	5	3	1	4	1	0	0	0	0	0	-25
64	Sam Alajiki	F 28:17	4-8	3-7	3-3	0	3	3	1	3	14	0	4	2	0	0	0	0	0	-19
22	Josh Jones	C 26:02	2-5	0-0	0-0	2	3	5	4	1	4	0	3	1	0	1	0	1	0	-33
10	Issac McBride	G 33:04	4-13	1-8	4-5	0	1	1	0	4	13	4	5	1	0	0	0	0	0	-35
12	Jalen Miller	G 20:27	3-4	0-0	0-1	0	2	2	2	2	6	1	1	0	0	0	0	0	0	-20
5	Darius Robinson Jr.	31:15	8-14	3-7	0-0	0	2	2	3	3	19	2	3	1	0	0	0	0	0	-19
4	Jackson Skipper	14:43	1-3	1-3	3-4	0	1	1	1	2	6	0	0	0	0	0	0	0	0	-8
11	Mathok Majok	05:56	0-0	0-0	0-0	1	1	2	1	0	0	0	0	1	0	0	0	0	0	2
7	Pablo Navarro	10:20	1-2	1-1	0-0	1	0	1	0	0	3	0	0	0	0	0	0	0	0	-12
1	Braeden Moore	04:53	0-2	0-1	0-0	0	0	0	0	0	0	0	0	0	0	0	0	0	0	4
25	Luke Gray	04:01	0-1	0-0	0-0	0	0	0	0	0	0	0	0	0	0	0	0	0	1	5
Team																				
Totals			23-54	9-29	13-18	10	19	29	14	20	68	8	21	6	0	3	0	3	0	-32

Technical Fouls: NONE

Shooting By Period		
1 st FG%	16-31	51.6%
3PT%	6-15	40.0%
FT%	2-2	100%
2 nd FG%	7-23	30.4%
3PT%	3-14	21.4%
FT%	11-16	68.8%
GM FG%	23-54	42.6%
3PT%	9-29	31.0%
FT%	13-18	72.2%

Dead Ball Rebounds: 2, 1

Ole Miss - 100

Record: 5-9

NO.	Name		FG		3P		FT		Rebounds		Fouls		TP	AS	TO	ST	Blocks		+/-	
			M	A	M	A	M	A	OR	DR	OT	PF					FD	BS		BA
0	Malik Dia	F 24:35	3-6	1-2	1-2	2	6	8	3	1	8	1	1	0	0	0	0	0	24	
1	Mikeal Brown-Jones	F 15:46	6-9	0-1	0-0	3	0	3	3	0	12	1	2	0	1	0	1	0	15	
3	Sean Pedulla	G 28:12	6-10	3-5	4-4	2	5	7	3	3	19	3	1	5	0	0	0	0	28	
5	Jaylen Murray	G 21:07	2-6	1-3	0-0	0	0	0	3	0	5	6	0	2	0	0	0	0	17	
11	Matthew Murrell	G 27:45	7-14	2-6	3-4	0	0	0	2	3	19	4	1	3	0	0	0	0	32	
4	Jaemyn Brakelield	17:37	5-8	1-2	2-3	0	3	3	0	3	13	5	1	1	0	0	0	0	22	
7	Davon Barnes	22:56	4-7	1-3	4-6	4	2	6	3	3	13	4	0	1	0	0	0	0	33	
8	Eduardo Klafke	17:19	1-2	1-2	2-3	1	1	2	1	1	5	1	0	0	0	0	0	0	6	
10	John Bol	08:13	2-3	0-0	0-0	0	1	1	1	0	4	0	2	0	1	0	0	0	-11	
21	JaVon Benson	07:52	1-2	0-0	0-0	1	2	3	1	0	2	0	0	0	0	0	0	0	-2	
6	Robert Cowherd	06:37	0-1	0-1	0-0	1	0	1	0	0	0	1	0	1	1	0	0	0	-2	
55	Cam Brent	02:01	0-1	0-1	0-0	0	1	1	0	0	0	0	0	0	0	0	0	0	-2	
Team																				
Totals			37-69	10-26	16-22	14	23	37	20	14	100	26	8	13	3	0	0	3	0	32

Technical Fouls: NONE

Shooting By Period		
1 st FG%	18-35	51.4%
3PT%	4-13	30.8%
FT%	10-15	66.7%
2 nd FG%	19-34	55.9%
3PT%	6-13	46.2%
FT%	6-7	85.7%
GM FG%	37-69	53.6%
3PT%	10-26	38.5%
FT%	16-22	72.7%

Dead Ball Rebounds: 4, 1

		ORU	OM
Biggest lead		4 (1 st 18:31)	37 (2 nd 5:03)
Best Scoring Run		9 (1 st 6:39)	14 (1 st 15:13)
Lead Changes		2	
Times Tied		2	
Time with Lead		01:30	37:26

Points from		ORU	OM
Turnovers		4	37
Paint		16	44
Second Chance		4	17
Fast Breaks		3	18
Bench		28	37

Period by Period Scoring			
	1st	2nd	TOT
ORU	40	28	68
OM	50	50	100

Game Notes: 1st Half 7:51 - Offensive Goaltend OM #4 - Confirmed • 2nd Half 16:30 OM #72pt shot overturned to a 3pt shot •

GAME 7 • vs. TBD • NOV. 29

GAME 8 • vs. LOUISVILLE • DEC. 3

CAREER HIGHS

0 MALIK DIA | Jr. • F • 6-9 • 250

Points: 32, vs. Drake (1/7/24)
Rebounds: 13, vs. South Alabama (11/12/24)
Assists: 5, vs. Indiana St. (1/31/24)
Steals: 3, 2x, MR: vs. UIC (1/27/24)
Blocks: 3, 5x, MR: vs. Long Island (11/4/24)
Field Goals: 10, 5x, MR: at Murray St. (2/28/24)
Free Throws: 8, at Valparaiso (2/10/24)
Three Pointers: 5, vs. Drake (1/7/24)

4 JAEMYN BRAKEFIELD | Sr. • F • 6-8 • 225

Points: 28, vs. Florida (1/10/24)
Rebounds: 13, vs. Mount St. Mary's (12/5/23)
Assists: 6, 2x, MR: vs. Mississippi St. (1/30/24)
Steals: 4, vs. South Carolina (2/11/23)
Blocks: 4, 2x, MR: vs. Memphis (12/2/23)
Field Goals: 11, 2x, MR: Florida (1/10/24)
Free Throws: 10, 2x, MR: at Missouri (3/2/24)
Three Pointers: 5, vs. California (12/16/23)

7 DAVON BARNES | Sr. • G • 6-4 • 205

Points: 30, at Samford (11/20/22)
Rebounds: 10, vs. Alabama A&M (3/10/23)
Assists: 8, vs. Jackson St. (1/16/23)
Steals: 3, at Wichita St. (12/22/22)
Blocks: 3, 2x, MR: vs. Long Island (11/4/24)
Field Goals: 10, at Samford (11/20/22)
Free Throws: 10, at Ark.-Pine Bluff (1/7/23)
Three Pointers: 5, vs. Middle Tenn. St. (3/2/24)

11 MATTHEW MURRELL | Sr. • G • 6-4 • 205

Points: 31, vs. Mississippi St. (1/08/22)
Rebounds: 9, 3x, MR: at South Carolina (2/6/24)
Assists: 7, vs. FAU (11/11/22)
Steals: 10, vs. Troy (12/19/23)
Blocks: 2, 3x, MR: vs. Arkansas (1/24/24)
Field Goals: 10, vs. Mississippi St. (1/08/22)
Free Throws: 9, 2x, MR: at Auburn (2/22/23)
Three Pointers: 8, vs. Texas A&M (2/28/23)

22 MAX SMITH | Sr. • G • 6-1 • 175

Points: --
Rebounds: --
Assists: --
Steals: --
Blocks: --
Field Goals: --
Free Throws: --
Three Pointers: --

1 MIKEAL BROWN-JONES | Sr. • F • 6-8 • 225

Points: 39, 2x, MR: at Western Caro. (1/24/24)
Rebounds: 16, vs. Mercer (1/27/24)
Assists: 3, vs. Eastern Ky. (12/7/23)
Steals: 3, 2x, MR: vs. Long Island (11/4/24)
Blocks: 4, 2x, MR: vs. ETSU (3/9/24)
Field Goals: 14, vs. The Citadel (1/17/24)
Free Throws: 13, at Western Caro. (1/24/24)
Three Pointers: 4, 2x, MR: vs. Chattanooga (2/10/24)

5 JAYLEN MURRAY | Sr. • G • 5-11 • 165

Points: 26, vs. Mount St. Mary's (12/5/23)
Rebounds: 8, at Tennessee (1/6/24)
Assists: 11, vs. Mississippi State (1/30/24)
Steals: 4, at Providence (11/27/21)
Blocks: 2, 3x, MR: vs. Grambling State (11/8/24)
Field Goals: 9, 5x, MR: at LSU (1/17/24)
Free Throws: 7, Mount St. Mary's (12/5/23)
Three Pointers: 5, 3x, MR: vs. Long Island (11/4/24)

8 EDUARDO KLAFKE | Fr. • G • 6-5 • 195

Points: 5, vs. Oral Roberts (11/21/24)
Rebounds: 2, vs. Oral Roberts (11/21/24)
Assists: 2, vs. South Alabama (11/12/24)
Steals: 1, vs. South Alabama (11/12/24)
Blocks: 1, vs. Long Island (11/4/24)
Field Goals: 1, vs. Oral Roberts (11/21/24)
Free Throws: 2, 2x, MR: vs. Oral Roberts (11/21/24)
Three Pointers: 1, vs. Oral Roberts (11/21/24)

14 DRE DAVIS | Sr. • G • 6-6 • 215

Points: 28, vs. DePaul (3/9/24)
Rebounds: 12, at DePaul (1/30/24)
Assists: 4, 4x, MR: vs. Georgia (4/2/24)
Steals: 3, 3x, MR: at UConn (3/3/24)
Blocks: 4, 2x, MR: vs. North Texas (3/23/24)
Field Goals: 11, vs. Georgetown (2/7/24)
Free Throws: 8, vs. Saint Peter's (11/12/22)
Three Pointers: 4, 2x, MR: vs. DePaul (3/9/24)

31 ZACH DAY | Fr. • G • 6-5 • 185

Points: --
Rebounds: --
Assists: --
Steals: --
Blocks: --
Field Goals: --
Free Throws: --
Three Pointers: --

3 SEAN PEDULLA | Sr. • G • 6-1 • 195

Points: 33, vs. Miami (1/13/24)
Rebounds: 10, vs. Miami (1/13/24)
Assists: 10, vs. Coppin St. (11/6/23)
Steals: 5, 2x, MR: vs. Oral Roberts (11/21/24)
Blocks: 2, vs. Notre Dame (3/9/24)
Field Goals: 13, vs. Miami (1/13/24)
Free Throws: 14, vs. Florida State (2/13/24)
Three Pointers: 7, vs. South Alabama (11/12/24)

6 ROBERT COWHERD | So. • G • 6-4 • 210

Points: 4, vs. Sam Houston (11/17/23)
Rebounds: 2, vs. Alabama State (11/6/23)
Assists: 2, 2x, MR: at Tennessee (1/6/24)
Steals: 3, vs. Eastern Washington (11/10/23)
Blocks: 1, 4x, MR: vs. Oral Roberts (11/21/24)
Field Goals: 2, vs. Sam Houston (11/17/23)
Free Throws: --
Three Pointers: 1, 2x, MR: at Temple (11/22/23)

10 JOHN BOL | Fr. • F • 7-2 • 210

Points: 4, vs. Oral Roberts (11/21/24)
Rebounds: 4, vs. Long Island (11/4/24)
Assists: --
Steals: --
Blocks: 2, vs. Long Island (11/4/24)
Field Goals: 2, vs. Oral Roberts (11/21/24)
Free Throws: --
Three Pointers: --

21 JA'VON BENSON | Sr. • F • 6-7 • 220

Points: 19, at William & Mary (3/2/24)
Rebounds: 14, at Campbell (2/22/24)
Assists: 3, at Northeastern (2/24/24)
Steals: 2, 2x, MR: at Eastern Mich. (12/21/23)
Blocks: 7, vs. Howard (2/3/24)
Field Goals: 8, at William & Mary (3/2/24)
Free Throws: 6, 2x, MR: at Northeastern (2/24/24)
Three Pointers: 1, 6x, MR: at Hofstra (1/18/24)

55 CAM BRENT | Sr. • G • 5-4 • 125

Points: 2, vs. Long Island (11/4/24)
Rebounds: 1, vs. Oral Roberts (11/21/24)
Assists: 1, vs. Texas A&M (3/9/24)
Steals: 1, vs. Texas A&M (3/9/24)
Blocks: --
Field Goals: 1, vs. Long Island (11/4/24)
Free Throws: 1, vs. Texas A&M (3/9/24)
Three Pointers: --

SEASON HIGHS

0 MALIK DIA | Jr. • F • 6-9 • 250

Points: 11, vs. Colorado State (11/16/24)
 Rebounds: 13, vs. South Alabama (11/12/24)
 Assists: 2, 2x, MR vs. Colorado State (11/16/24)
 Steals: 1, 2x, MR vs. Colorado State (11/16/24)
 Blocks: 3, vs. Long Island (11/4/24)
 Field Goals: 5, vs. Colorado State (11/16/24)
 Free Throws: 3, vs. Long Island (11/4/24)
 Three Pointers: 2, vs. Grambling State (11/8/24)

4 JAEMYN BRAKEFIELD | Sr. • F • 6-8 • 225

Points: 14, vs. South Alabama (11/12/24)
 Rebounds: 11, vs. Grambling State (11/8/24)
 Assists: 5, vs. Oral Roberts (11/21/24)
 Steals: 1, 2x, MR: vs. Oral Roberts (11/21/24)
 Blocks: 2, vs. Grambling State (11/8/24)
 Field Goals: 5, 2x, MR: vs. Oral Roberts (11/21/24)
 Free Throws: 5, vs. Long Island (11/4/24)
 Three Pointers: 2, vs. South Alabama (11/12/24)

7 DAVON BARNES | Sr. • G • 6-4 • 205

Points: 13, vs. Oral Roberts (11/21/24)
 Rebounds: 8, vs. South Alabama (11/12/24)
 Assists: 4, vs. Oral Roberts (11/21/24)
 Steals: 2, vs. Grambling State (11/8/24)
 Blocks: 3, vs. Long Island (11/4/24)
 Field Goals: 4, vs. Oral Roberts (11/21/24)
 Free Throws: 4, vs. Oral Roberts (11/21/24)
 Three Pointers: 1, 4x, MR: vs. Oral Roberts (11/21/24)

11 MATTHEW MURRELL | Sr. • G • 6-4 • 205

Points: 19, vs. Oral Roberts (11/21/24)
 Rebounds: 4, vs. Grambling State (11/8/24)
 Assists: 4, 2x, MR: vs. Oral Roberts (11/21/24)
 Steals: 7, vs. Grambling State (11/8/24)
 Blocks: 1, vs. Long Island (11/4/24)
 Field Goals: 7, vs. Oral Roberts (11/21/24)
 Free Throws: 4, vs. Long Island (11/4/24)
 Three Pointers: 2, 2x, MR vs. Oral Roberts (11/21/24)

22 MAX SMITH | Sr. • G • 6-1 • 175

Points: --
 Rebounds: --
 Assists: --
 Steals: --
 Blocks: --
 Field Goals: --
 Free Throws: --
 Three Pointers: --

1 MIKEAL BROWN-JONES | Sr. • F • 6-8 • 225

Points: 14, vs. Colorado State (11/16/24)
 Rebounds: 3, vs. Oral Roberts (11/21/24)
 Assists: 1, vs. Oral Roberts (11/21/24)
 Steals: 3, vs. Long Island (11/4/24)
 Blocks: 1, 2x, MR: vs. Oral Roberts (11/21/24)
 Field Goals: 6, vs. Oral Roberts (11/21/24)
 Free Throws: 6, vs. Colorado State (11/16/24)
 Three Pointers: --

5 JAYLEN MURRAY | Sr. • G • 5-11 • 165

Points: 24, vs. Long Island (11/4/24)
 Rebounds: 3, vs. Long Island (11/4/24)
 Assists: 6, 2x, MR: vs. Oral Roberts (11/21/24)
 Steals: 2, 3x, MR: vs. Oral Roberts (11/21/24)
 Blocks: 2, vs. Grambling State (11/8/24)
 Field Goals: 7, vs. Long Island (11/4/24)
 Free Throws: 6, vs. Colorado State (11/16/24)
 Three Pointers: 5, vs. Long Island (11/4/24)

8 EDUARDO KLAFKE | Fr. • G • 6-5 • 195

Points: 5, vs. Oral Roberts (11/21/24)
 Rebounds: 2, vs. Oral Roberts (11/21/24)
 Assists: 2, vs. South Alabama (11/12/24)
 Steals: 1, vs. South Alabama (11/12/24)
 Blocks: 1, vs. Long Island (11/4/24)
 Field Goals: 1, vs. Oral Roberts (11/21/24)
 Free Throws: 2, 2x, MR: vs. Oral Roberts (11/21/24)
 Three Pointers: 1, vs. Oral Roberts (11/21/24)

14 DRE DAVIS | Sr. • G • 6-6 • 215

Points: 13, vs. Grambling State (11/8/24)
 Rebounds: 5, 2x, MR vs. South Alabama (11/12/24)
 Assists: 1, 2x, MR vs. Colorado State (11/16/24)
 Steals: 2, vs. Colorado State (11/16/24)
 Blocks: 2, vs. Long Island (11/4/24)
 Field Goals: 5, vs. Long Island (11/4/24)
 Free Throws: 3, vs. Grambling State (11/8/24)
 Three Pointers: 2, vs. Grambling State (11/8/24)

31 ZACH DAY | Fr. • G • 6-5 • 185

Points: --
 Rebounds: --
 Assists: --
 Steals: --
 Blocks: --
 Field Goals: --
 Free Throws: --
 Three Pointers: --

3 SEAN PEDULLA | Sr. • G • 6-1 • 195

Points: 27, vs. South Alabama (11/12/24)
 Rebounds: 7, vs. Oral Roberts (11/21/24)
 Assists: 5, vs. Long Island (11/4/24)
 Steals: 5, vs. Oral Roberts (11/21/24)
 Blocks: --
 Field Goals: 8, vs. South Alabama (11/12/24)
 Free Throws: 4, 2x, MR: vs. Oral Roberts (11/21/24)
 Three Pointers: 7, vs. South Alabama (11/12/24)

6 ROBERT COWHERD | So. • G • 6-4 • 210

Points: --
 Rebounds: 1, vs. Oral Roberts (11/21/24)
 Assists: 1, vs. Oral Roberts (11/21/24)
 Steals: 1, vs. Oral Roberts (11/21/24)
 Blocks: 1, vs. Oral Roberts (11/21/24)
 Field Goals: --
 Free Throws: --
 Three Pointers: --

10 JOHN BOL | Fr. • F • 7-2 • 210

Points: 4, vs. Oral Roberts (11/21/24)
 Rebounds: 4, vs. Long Island (11/4/24)
 Assists: --
 Steals: --
 Blocks: 2, vs. Long Island (11/4/24)
 Field Goals: 2, vs. Oral Roberts (11/21/24)
 Free Throws: --
 Three Pointers: --

21 JA'VON BENSON | Sr. • F • 6-7 • 220

Points: 2, 2x, MR: vs. Oral Roberts (11/21/24)
 Rebounds: 3, vs. Oral Roberts (11/21/24)
 Assists: --
 Steals: 1, vs. Long Island (11/4/24)
 Blocks: --
 Field Goals: 1, vs. Oral Roberts (11/21/24)
 Free Throws: 2, vs. Long Island (11/4/24)
 Three Pointers: --

55 CAM BRENT | Sr. • G • 5-4 • 125

Points: 2, vs. Long Island (11/4/24)
 Rebounds: 1, vs. Oral Roberts (11/21/24)
 Assists: --
 Steals: --
 Blocks: --
 Field Goals: 1, vs. Long Island (11/4/24)
 Free Throws: --
 Three Pointers: --

0

Malik DIA

Murfreesboro, Tenn. • Ensworth • Belmont

Junior • Forward • 6-9 • 250





BIO

AT BELMONT - 2023-24 (SOPHOMORE): Played in 33 games with Belmont ... Named to the All-MVC Third Team ... An MVC All-Newcomer Team honoree ... Finished second on the team in scoring with an average of 16.9 per game ... Led the team with 193 rebounds and finished second with an average of 5.8 per contest ... Tied for the team lead in blocks with 26 while collecting 27 steals ... Shot 48.8 percent from the field ... Scored in double figures 29 times, including 12 games with 20 or more ... Recorded three double-doubles ... Scored a career-high 32 points on January 7 against Drake, connecting on a career-best five makes from three.

AT VANDERBILT 2022-23 (FRESHMAN): Spent his freshman season at Vanderbilt ... Played in 20 games for the Commodores, averaging just over eight minutes per game ... Finished with an average of 2.6 points and

1.6 rebounds per contest ... Pulled in a season-best 10 rebounds against Southeastern Louisiana on December 30 ... Scored a season-best 14 points in 21 minutes of action against Kentucky on January 24

HIGH SCHOOL: Ranked the No. 5 recruit in Tennessee and the nation's No. 28 power forward by Rivals ... A four-star recruit and the country's No. 31 power forward according to ESPN ... Named to the 2021 All-State First Team in Tennessee ... Averaged 22.7 points and 9.9 rebounds per game as a senior ... League MVP and league scorer in senior season ... Named to the All-Midstate First Team in 2022 by The Tennessean.

PERSONAL: Son of Sarah and Malik Dia ... Has three siblings, Khalif, Pape, and Aziz ... Born on February 4, 2004.

SEASON GAME-BY-GAME

Opponent	Date	GS	MIN	Total		3-Pointers		Free throws		Rebounds				PF	A	TO	BLK	STL	PTS	AVG
				FG-FGA	PCT	3FG-3FGA	PCT	FT-FTA	PCT	OFF	DEF	TOT	AVG							
LIU	11/04/2024	*	11:16	2-5	.400	0-1	.000	3-5	.600	1	4	5	5.0	2	0	1	3	1	7	7.0
Grambling	11/08/2024	*	12:24	2-6	.333	2-3	.667	2-2	1.000	0	3	3	4.0	2	1	0	0	0	8	7.5
South Alabama	11/12/2024	*	25:04	2-8	.250	1-3	.333	0-0	.000	3	10	13	7.0	1	2	1	1	0	5	6.7
vs Colorado St.	11/16/2024	*	18:26	5-7	.714	1-2	.500	0-0	.000	1	4	5	6.5	2	2	0	0	1	11	7.8
Oral Roberts	11/21/2024	*	24:35	3-6	.500	1-2	.500	1-2	.500	2	6	8	6.8	3	1	1	0	0	8	7.8
Totals		5	91:45	14-32	.438	5-11	.455	6-9	.667	7	27	34	6.8	10	6	3	4	2	39	7.8

Player Averages

Games Played	Minutes/game	Points/game	FG Pct	3FG Pct	FT Pct	Rebounds/game	Assists/game	Turnovers/game	Assist/Turnover ratio	Steals/game	Blocks/game
5	18.3	7.8	43.8	45.5	66.7	6.8	1.2	0.6	2.0	0.4	0.8

THE DIA FILE	
BIRTHDAY	FEBRUARY 4, 2004
MAJOR	MULTI-DISCIPLINARY STUDIES

CAREER HIGHS	
Points:	32, vs. Drake (1/7/24)
Rebounds:	13, vs. South Alabama (11/12/24)
Assists:	5, vs. Indiana St. (1/31/24)
Steals:	3, 2x, MR: vs. UIC (1/27/24)
Blocks:	3, 5x, MR: vs. Long Island (11/4/24)
Field Goals:	10, 5x, MR: at Murray St. (2/28/24)
Free Throws:	8, at Valparaiso (2/10/24)
Three Pointers:	5, vs. Drake (1/7/24)

SEASON HIGHS	
Points:	11, vs. Colorado State (11/16/24)
Rebounds:	13, vs. South Alabama (11/12/24)
Assists:	2, 2x, MR vs. Colorado State (11/16/24)
Steals:	1, 2x, MR vs. Colorado State (11/16/24)
Blocks:	3, vs. Long Island (11/4/24)
Field Goals:	5, vs. Colorado State (11/16/24)
Free Throws:	3, vs. Long Island (11/4/24)
Three Pointers:	2, vs. Grambling State (11/8/24)

SEASON SUPERLATIVES	
Double-Figure Points:	1x
Double-Figure Rebounds:	1x
Double-Doubles:	--
5+ Rebounds:	3x
5+ Assists:	--
Led Team in Points:	--
Led Team in Rebounds:	3x
Led Team in Assists:	--

CAREER STATS

				Field Goals		3-Point		F-Throws		Rebounds				Scoring						
SEASON	TEAM	GP-GS	MIN/AVG	FG-FGA	FG%	3FG-3FGA	3FG%	FT-FTA	FT%	OFF	DEF	TOT	AVG	PF-FO	A	TO	BLK	STL	PTS	AVG
2022-23	VU	20-0	170/8.5	19-63	.302	12-34	.353	1-2	.500	9	22	31	1.6	24-0	4	10	8	5	51	2.6
2023-24	BEL	33-24	763/23.1	210-430	.488	44-129	.341	95-149	.638	47	146	193	5.8	78-0	39	89	26	27	559	16.9
2024-25	UM	5-5	92/18.3	14-32	.438	5-11	.455	6-9	.667	7	27	34	6.8	10-0	6	3	4	2	39	7.8
TOTAL FOR UM		5-5	92/18.3	14-32	.438	5-11	.455	6-9	.667	7	27	34	6.8	10-0	6	3	4	2	39	7.8
TOTAL		58-29	1025/17.7	243-525	.463	61-174	.351	102-160	.638	63	195	258	4.4	112-0	49	102	38	34	649	11.2

1 Mikeal BROWN-JONES

North Philadelphia, Pa. • IMG Academy • UNC Greensboro
Senior • Forward • 6-8 • 225



BIO

AT - UNC GREENSBORO 2023-24 (SENIOR*) AND 2022-23 (JUNIOR): In two seasons with UNCG, played in 59 games and scored 842 points ... Averaged 5.8 rebounds per game and totaled 40 blocks and 28 steals on the defensive end ... A 2024 First Team All-SoCon selection ... Started all 28 games he played in last year... Led the team and ranked second in the conference in scoring with an average of 18.9 per game in 2023-24 ... Finished as the team leader in rebounding with an average of 7.5 per contest, ranking sixth in the conference in 2023-24 ... Paced UNCG in blocks with 24 ... Posted six double-doubles on the season ... Scored a career-high 39 points twice, first against The Citadel on January 17 and again on January 24 at Western Carolina ... Pulled in a season-high 16 rebounds on January 27 against Mercer while scoring 19 points ... Saw action in 31 games, making two starts as junior ... Averaged 10.1 points and 4.4 rebounds per game ... Scored a season-best 20 points against Elon on December 3 ... Pulled in a season-high 11 rebounds on December 31 against Wofford.

AT VCU - 2021-22 (SOPHOMORE) AND 2020-21 (FRESHMAN): Spent two seasons at VCU where he saw action in 54 games, scoring 173 points and grabbing 128 boards ... Played in 29 games and made two starts as sophomore ... Saw action in 25 games as a freshman.

HIGH SCHOOL: Ranked as the No. 5 player coming out of the state of Pennsylvania in high school by On3 and ESPN ... Averaged 17.9 points and 7.1 rebounds while shooting 61 percent from the field and 39 percent from three as a senior at IMG Academy ... Helped lead IMG Academy to a 50-8 record over two seasons, earning a victory in the Geico High School National Championship in 2018-19 ... As a sophomore at Girard College in Philadelphia, helped lead the team to the PIAA Class A State Championship game, averaging 22.0 points, 8.8 rebounds, and 2.3 blocks per game.

PERSONAL: Son of Johnathan Stewart and Adrienne Jones ... Born on February 22, 2001 ... Has four siblings ... Currently pursuing a master's degree in intercollegiate athletic administration.

SEASON GAME-BY-GAME

Opponent	Date	GS	MIN	Total		3-Pointers		Free throws		Rebounds				PF	A	TO	BLK	STL	PTS	AVG
				FG-FGA	PCT	3FG-3FGA	PCT	FT-FTA	PCT	OFF	DEF	TOT	AVG							
LIU	11/04/2024		10:24	1-2	.500	0-0	.000	3-5	.600	1	1	2	2.0	0	0	1	0	3	5	5.0
Grambling	11/08/2024		05:11	0-3	.000	0-1	.000	0-0	.000	0	0	0	1.0	2	0	1	1	0	0	2.5
South Alabama	11/12/2024		12:49	0-4	.000	0-1	.000	1-2	.500	0	1	1	1.0	1	0	2	1	0	1	2.0
vs Colorado St.	11/16/2024		12:08	4-5	.800	0-1	.000	6-9	.667	1	0	1	1.0	2	0	0	0	2	14	5.0
Oral Roberts	11/21/2024	*	15:46	6-9	.667	0-1	.000	0-0	.000	3	0	3	1.4	3	1	2	1	0	12	6.4
Totals			1 56:18	11-23	.478	0-4	.000	10-16	.625	5	2	7	1.4	8	1	6	3	5	32	6.4

Player Averages

Games Played	Minutes/game	Points/game	FG Pct	3FG Pct	FT Pct	Rebounds/game	Assists/game	Turnovers/game	Assist/Turnover ratio	Steals/game	Blocks/game
5	11.3	6.4	47.8	0.0	62.5	1.4	0.2	1.2	0.2	1.0	0.6

THE BROWN-JONES FILE

BIRTHDAY	FEBRUARY 22, 2001
MAJOR	ATHLETIC ADMINISTRATION (MASTER'S)

CAREER HIGHS

Points: 39, 2x, MR: at Western Caro. (1/24/24)
Rebounds: 16, vs. Mercer (1/27/24)
Assists: 3, vs. Eastern Ky. (12/7/23)
Steals: 3, 2x, MR: vs. Long Island (11/4/24)
Blocks: 4, 2x, MR: vs. ETSU (3/9/24)
Field Goals: 14, vs. The Citadel (1/17/24)
Free Throws: 13, at Western Caro. (1/24/24)
Three Pointers: 4, 2x, MR: vs. Chattanooga (2/10/24)

SEASON HIGHS

Points: 14, vs. Colorado State (11/16/24)
Rebounds: 3, vs. Oral Roberts (11/21/24)
Assists: 1, vs. Oral Roberts (11/21/24)
Steals: 3, vs. Long Island (11/4/24)
Blocks: 1, 2x, MR: vs. Oral Roberts (11/21/24)
Field Goals: 6, vs. Oral Roberts (11/21/24)
Free Throws: 6, vs. Colorado State (11/16/24)
Three Pointers: --

SEASON SUPERLATIVES

Double-Figure Points: 2x
Double-Figure Rebounds: --
Double-Doubles: --
5+ Rebounds: --
5+Assists: --
Led Team in Points: --
Led Team in Rebounds: --
Led Team in Assists: --

CAREER STATS

				Field Goals		3-Point		F-Throws		Rebounds								Scoring		
SEASON	TEAM	GP-GS	MIN/AVG	FG-FGA	FG%	3FG-3FGA	3FG%	FT-FTA	FT%	OFF	DEF	TOT	AVG	PF-FO	A	TO	BLK	STL	PTS	AVG
2020-21	VCU	25-0	212/8.5	20-49	.408	2-11	.182	16-25	.640	18	35	53	2.1	29-0	9	19	6	3	58	2.3
2021-22	VCU	29-2	317/10.9	42-76	.553	3-13	.231	28-43	.651	24	51	75	2.6	41-0	9	19	14	10	115	4.0
2022-23	UNCG	31-2	656/21.2	116-194	.598	7-24	.292	75-98	.765	43	92	135	4.4	81-4	19	39	16	11	314	10.1
2023-24	UNCG	28-28	793/28.3	174-322	.540	25-58	.431	155-197	.787	59	151	210	7.5	73-1	30	48	24	17	528	18.9
2024-25	UM	5-1	56/11.3	11-23	.478	0-4	.000	10-16	.625	5	2	7	1.4	8-0	1	6	3	5	32	6.4
TOTAL FOR UM		5-1	56/11.3	11-23	.478	0-4	.000	10-16	.625	5	2	7	1.4	8-0	1	6	3	5	32	6.4
TOTAL		118-33	2033/17.2	363-664	.547	37-110	.336	284-379	.749	149	331	480	4.1	232-5	68	131	63	46	1047	8.9

3 Sean PEDULLA

Edmond, Okla. • Edmond Memorial • Virginia Tech
Senior • Guard • 6-1 • 195



BIO

AT - VIRGINIA TECH 2023-24 (JUNIOR), 2022-23 (SOPHOMORE) AND 2021-22 (FRESHMAN): A three-year member of the Hokies, where he played in 102 games and averaged 12.1 points per game ... Dished out 325 assists for an average of 3.2 per contest, while pulling in 3.0 rebounds per game ... Named to the All-ACC Third Team as a junior ... An All-ACC Academic Team honoree as junior and sophomore ... Played and started in 32 games for Virginia Tech as senior ... Led the Hokies in scoring at 16.4 points per game and ranked eighth in the ACC in conference-game scoring with a clip of 17.3 points per contest ... Reached double-digit scoring 25 times, including eight games with 20-plus ... Team leader in assists with 148, the third-most in the ACC ... Named ACC Player of the Week on January 15 after scoring 32 against No. 21 Clemson and 33 against Miami ... Started all 34 games for Virginia Tech at point guard as sophomore ... Finished second on the team in scoring at 15.0 points per game ... Improved his scoring average as a sophomore from a freshman by 9.6 points, second-best in the ACC ... Reached double figures in scoring in the first 18 games of the season, the first player at Virginia Tech to do that since 2012-13 ... Finished second on the team with 130 assists ... Finished second on the team in

made three-pointers with 67 ... Saw action in all 36 games as a freshman ... Scored 13 points in 15 minutes of action in Virginia Tech's win over Notre Dame in the ACC Tournament quarterfinals ... Dropped 19 points and went 10-10 from the free-throw line in the team's first-round matchup with Texas at the NCAA Tournament.

HIGH SCHOOL: Ranked the second-best player in the state of Oklahoma and 25th-best point guard nationally by 247Sports ... Ranked the No. 165 recruit in the nation by 247Sports in the 2021 class ... Guided Edmond Memorial to three state tournaments ... A two-time all-state selection ... Named the COAC Offensive player of the Year as a senior after averaging 17.6 points per game.

PERSONAL: Son of Dominic and Bernadette Pedulla ... Has eight siblings: Rita, JJ, Claire, Edmund, Brendan, Mary, Ciaran, and DJ .. Born on October 10, 2002 ... Earning his certificate in sports administration at Ole Miss.

SEASON GAME-BY-GAME

Opponent	Date	GS	MIN	Total		3-Pointers		Free throws		Rebounds				PF	A	TO	BLK	STL	PTS	AVG
				FG-FGA	PCT	3FG-3FGA	PCT	FT-FTA	PCT	OFF	DEF	TOT	AVG							
LIU	11/04/2024	*	27:14	2-7	.286	1-4	.250	0-0	.000	0	3	3	3.0	2	5	2	0	1	5	5.0
Grambling	11/08/2024	*	34:35	4-12	.333	1-6	.167	3-3	1.000	0	1	1	2.0	0	4	2	0	3	12	8.5
South Alabama	11/12/2024	*	35:39	8-19	.421	7-16	.438	4-4	1.000	0	4	4	2.7	2	2	1	0	4	27	14.7
vs Colorado St.	11/16/2024	*	36:01	4-7	.571	1-2	.500	0-2	.000	0	4	4	3.0	2	2	2	0	2	9	13.3
Oral Roberts	11/21/2024	*	28:12	6-10	.600	3-5	.600	4-4	1.000	2	5	7	3.8	3	3	1	0	5	19	14.4
Totals		5	161:41	24-55	.436	13-33	.394	11-13	.846	2	17	19	3.8	9	16	8	0	15	72	14.4

Player Averages

Games Played	Minutes/game	Points/game	FG Pct	3FG Pct	FT Pct	Rebounds/game	Assists/game	Turnovers/game	Assist/Turnover ratio	Steals/game	Blocks/game
5	32.3	14.4	43.6	39.4	84.6	3.8	3.2	1.6	2.0	3.0	0.0

THE PEDULLA FILE

BIRTHDAY	OCTOBER 10, 2002
MAJOR	ATHLETIC ADMINISTRATION (MASTER'S)

CAREER HIGHS

Points: 33, vs. Miami (1/13/24)
Rebounds: 10, vs. Miami (1/13/24)
Assists: 10, vs. Coppin St. (11/6/23)
Steals: 5, 2x, MR: vs. Oral Roberts (11/21/24)
Blocks: 2, vs. Notre Dame (3/9/24)
Field Goals: 13, vs. Miami (1/13/24)
Free Throws: 14, vs. Florida State (2/13/24)
Three Pointers: 7, vs. South Alabama (11/12/24)

SEASON HIGHS

Points: 27, vs. South Alabama (11/12/24)
Rebounds: 7, vs. Oral Roberts (11/21/24)
Assists: 5, vs. Long Island (11/4/24)
Steals: 5, vs. Oral Roberts (11/21/24)
Blocks: --
Field Goals: 8, vs. South Alabama (11/12/24)
Free Throws: 4, 2x, MR: vs. Oral Roberts (11/21/24)
Three Pointers: 7, vs. South Alabama (11/12/24)

SEASON SUPERLATIVES

Double-Figure Points: 3x
Double-Figure Rebounds: --
Double-Doubles: --
5+ Rebounds: 1x
5+ Assists: 1x
Led Team in Points: 2x
Led Team in Rebounds: --
Led Team in Assists: 1x

CAREER STATS

				Field Goals		3-Point		F-Throws		Rebounds										Scoring	
SEASON	TEAM	GP-GS	MIN/AVG	FG-FGA	FG%	3FG-3FGA	3FG%	FT-FTA	FT%	OFF	DEF	TOT	AVG	PF-FO	A	TO	BLK	STL	PTS	AVG	
2021-22	VT	36-0	464/12.9	62-145	.428	34-76	.447	36-40	.900	6	36	42	1.2	54-2	47	31	1	21	194	5.4	
2022-23	VT	34-34	1212/35.6	179-430	.416	67-195	.344	85-99	.859	14	109	123	3.6	95-4	130	71	6	41	510	15.0	
2023-24	VT	32-32	1026/32.1	172-406	.424	53-163	.325	129-161	.801	19	117	136	4.3	71-2	148	104	3	37	526	16.4	
2024-25	UM	5-5	162/32.3	24-55	.436	13-33	.394	11-13	.846	2	17	19	3.8	9-0	16	8	0	15	72	14.4	
TOTAL FOR UM		5-5	162/32.3	24-55	.436	13-33	.394	11-13	.846	2	17	19	3.8	9-0	16	8	0	15	72	14.4	
TOTAL		107-71	2863/26.8	437-1036	.422	167-467	.358	261-313	.834	41	279	320	3.0	229-8	341	214	10	114	1302	12.2	

4 Jaemyn BRAKEFIELD

Jackson, Miss. • Huntington Prep • Duke
Senior • Forward • 6-8 • 225



BIO

2023-24 (SENIOR*): Named to the 2024 SEC Men's Basketball Community Service Team ... Appeared and started in all 32 games for Ole Miss ... Finished fourth on the team in scoring at 12.9 points per game ... Second on the team in rebounding with an average of 4.9 per game ... Averaged 2.4 assists per game ... Over a six-game stretch from December 16 to January 10, shot 67.2 percent from the field (45-67) and 56.5 percent from three (13-23), averaging 20.8 points, 4.7 rebounds, 2.0 assists, and 1.8 steals per game ... Set career-highs for points in a game twice during that stretch, first with 27 against Cal before scoring 28 in the Rebels' win over Florida ... On February 24 against South Carolina, surpassed 1,000 points for his collegiate career ... Later passed the 1,000-point mark for his Ole Miss career on March 9 against Texas A&M, becoming the 43rd player in program history to hit the 1K mark.

JUNIOR (2022-23): Appeared in all 33 games for Ole Miss, starting in 31 of them ... Second on the team with 11.1 points per game ... Averaged 5.7 rebounds and 1.7 assists ... Was perfect from three-point range in four games, making two or more in each ... On December 28 against No. 7 Tennessee, became just the eighth player in program history to shoot 100 percent from three in a game with a minimum of four attempts ... Named to the 2023 SEC Men's Basketball Community Service Team.

SOPHOMORE (2021-22): Appeared in all 32 games for the Rebels on the year, making 25 starts while averaging 25.5 minutes per game ... Averaged

7.7 points and 4.2 rebounds on the year while also tallying 24 assists and 22 steals ... Named to the SEC First-Year Academic Honor Roll.

AT DUKE - FRESHMAN (2020-21): Spent one season at Duke, playing in 22 games ... Averaged 3.5 ppg and 2.5 rpg ... Versus Bellarmine (Dec. 4), became the first freshman in Cameron Indoor Stadium history to go a perfect 4 for 4 from beyond the arc and only the third Duke freshman to do it in any game throughout program history ... Named to the All-ACC Academic Team.

HIGH SCHOOL: A five-star power forward, rated as the No. 29 overall in ESPN 100's rankings ... Ranked as the No. 4 power forward in the nation and the No. 1 player from the state of Mississippi in the ESPN 100 ... Named the West Virginia Gatorade Player of the Year as a sophomore, junior and senior, becoming the first player to win the honor three times in the award's history ... Averaged 19.2 points, 8.3 rebounds and 3.0 assists per game as a senior at Huntington Prep ... Was selected to participate in the 2020 Jordan Brand Classic prior to the event's cancellation.

PERSONAL: Son of Pamela Root and James Brakefield ... Has six siblings: Jake, Andrew, Jamal, Daimen, Kristen and Jennifer ... Born December 19, 2000 ... Earned degree from Ole Miss in multi-disciplinary studies with minors in recreation administration, education and criminal justice ... Currently pursuing M.A. in Higher Education and Student Personnel.

SEASON GAME-BY-GAME

Opponent	Date	GS	MIN	Total		3-Pointers		Free throws		Rebounds		PF	A	TO	BLK	STL	PTS	AVG		
				FG-FGA	PCT	3FG-3FGA	PCT	FT-FTA	PCT	OFF	DEF								TOT	AVG
LIU	11/04/2024		22:13	3-7	.429	1-2	.500	5-7	.714	2	5	7	7.0	2	1	1	0	12	12.0	
Grambling	11/08/2024		26:60	4-12	.333	1-5	.200	2-2	1.000	5	6	11	9.0	3	2	1	2	0	11	11.5
South Alabama	11/12/2024		30:06	5-5	1.000	2-2	1.000	2-4	.500	0	5	5	7.7	2	4	3	0	0	14	12.3
vs Colorado St.	11/16/2024		19:55	2-7	.286	1-2	.500	1-2	.500	0	4	4	6.8	1	2	0	0	0	6	10.8
Oral Roberts	11/21/2024		17:37	5-8	.625	1-2	.500	2-3	.667	0	3	3	6.0	0	5	1	0	1	13	11.2
Totals		0	116:50	19-39	.487	6-13	.462	12-18	.667	7	23	30	6.0	8	14	6	2	2	56	11.2

Player Averages

Games Played	Minutes/game	Points/game	FG Pct	3FG Pct	FT Pct	Rebounds/game	Assists/game	Turnovers/game	Assist/Turnover ratio	Steals/game	Blocks/game
5	23.4	11.2	48.7	46.2	66.7	6.0	2.8	1.2	2.3	0.4	0.4

THE BRAKEFIELD FILE

BIRTHDAY	DEC. 19, 2000
MAJOR	M.A. IN HIGHER EDUCATION

CAREER HIGHS

Points: 28, vs. Florida (1/10/24)
Rebounds: 13, vs. Mount St. Mary's (12/5/23)
Assists: 6, 2x, MR: vs. Mississippi St. (1/30/24)
Steals: 4, vs. South Carolina (2/11/23)
Blocks: 4, 2x, MR: vs. Memphis (12/2/23)
Field Goals: 11, 2x, MR: Florida (1/10/24)
Free Throws: 10, 2x, MR: at Missouri (3/2/24)
Three Pointers: 5, vs. California (12/16/23)

SEASON HIGHS

Points: 14, vs. South Alabama (11/12/24)
Rebounds: 11, vs. Grambling State (11/8/24)
Assists: 5, vs. Oral Roberts (11/21/24)
Steals: 1, 2x, MR: vs. Oral Roberts (11/21/24)
Blocks: 2, vs. Grambling State (11/8/24)
Field Goals: 5, 2x, MR: vs. Oral Roberts (11/21/24)
Free Throws: 5, vs. Long Island (11/4/24)
Three Pointers: 2, vs. South Alabama (11/12/24)

SEASON SUPERLATIVES

Double-Figure Points: 4x
Double-Figure Rebounds: 1x
Double-Doubles: 1x
5+ Rebounds: 3x
5+ Assists: 1x
Led Team in Points: --
Led Team in Rebounds: 1x
Led Team in Assists: --

CAREER STATS

				Field Goals		3-Point		F-Throws		Rebounds										Scoring	
SEASON	TEAM	GP-GS	MIN/AVG	FG-FGA	FG%	3FG-3FGA	3FG%	FT-FTA	FT%	OFF	DEF	TOT	AVG	PF-FO	A	TO	BLK	STL	PTS	AVG	
2020-21	DU	22-2	273/12.4	31-76	.408	11-35	.314	5-12	.417	15	41	56	2.5	27-0	10	10	9	8	78	3.5	
2021-22	UM	32-25	808/25.2	90-191	.471	31-83	.373	35-51	.686	26	108	134	4.2	43-1	24	50	7	22	246	7.7	
2022-23	UM	33-31	958/29.0	132-246	.537	34-97	.351	69-94	.734	47	142	189	5.7	51-0	55	51	6	24	367	11.1	
2023-24	UM	32-32	941/29.4	135-283	.477	38-105	.362	104-136	.765	47	111	158	4.9	64-1	77	51	15	26	412	12.9	
2024-25	UM	5-0	117/23.4	19-39	.487	6-13	.462	12-18	.667	7	23	30	6.0	8-0	14	6	2	2	56	11.2	
TOTAL FOR UM		102-88	2823/27.7	376-759	.495	109-298	.366	220-299	.736	127	384	511	5.0	166-2	170	158	30	74	1081	10.6	
TOTAL		124-90	3097/25.0	407-835	.487	120-333	.360	225-311	.723	142	425	567	4.6	193-2	180	168	39	82	1159	9.3	

5 Jaylen MURRAY

Bronx, N.Y. • Putnam Science Academy • Saint Peter's

Senior • Guard • 5-11 • 165



Ole Miss

BIO

2023-24 (JUNIOR): Started in all 32 games for Ole Miss ... Averaged 32.2 minutes per game, the eighth-most in the SEC at the end of the regular season ... Finished third on the team in scoring with an average of 13.8 points per game ... Connected on 72 three pointers, second-most on the team, while shooting 37.3 from beyond the arc ... Led the team with 127 assists, ending the regular season ranked eighth in the SEC in assists per game ... Finished the regular season fourth in the conference with an assist-to-turnover ratio of 2.40, among the top-75 nationally by the season's end ... Made a three-point shot in 28 games, two or more in 21, three or more in 14, and four or more in eight ... Scored a career-best 26 points against Mount St. Mary's on December 5 while dishing out six assists ... Recorded the first double-double of his career with 21 points and 11 assists to help Ole Miss defeat Mississippi State on January 30, tying him for the 10th-most assists in a single game in school history.

AT ST. PETER'S - SOPH. (2022-23) AND FRESH. (2021-22)
Played two seasons at Saint Pater's where he appeared in 62 games, making 14 starts, and averaged 19.9 minutes, 8.9

points, 2.2 rebounds, and 1.9 assists per game ... Finished second on the team in scoring with an average of 12.5 points per game as a sophomore ... Finished first on the team with 46 makes from three in 2022-23 and led the team in free throw percentage after shooting 83.3 percent from the charity stripe ... Helped Saint Peter's defeat Rider in the second round of their conference tournament with 22 points ... Averaged 5.8 points, 1.6 rebounds, and 1.6 assists per contest with a 1.2 assist-to-turnover ratio as a freshman ... Earned a spot on the all-rookie MAAC team.

HIGH SCHOOL
Attended Putnam high school as a senior after spending his previous two years at Cardinal Hayes ... Was MVP of the SLAM Summer Classic Vol. 2.

PERSONAL
Son of Barry Murray and Shentane Franklin ... Born June 9, 2003 ... Has three siblings: Kia, Aaron, and Sterling ... Business major.

SEASON GAME-BY-GAME

Opponent	Date	GS	MIN	Total		3-Pointers		Free throws		Rebounds				PF	A	TO	BLK	STL	PTS	AVG
				FG-FGA	PCT	3FG-3FGA	PCT	FT-FTA	PCT	OFF	DEF	TOT	AVG							
LIU	11/04/2024	*	30:41	7-10	.700	5-8	.625	5-5	1.000	0	3	3	3.0	0	2	2	1	0	24	24.0
Grambling	11/08/2024	*	34:31	3-7	.429	0-3	.000	4-4	1.000	0	2	2	2.5	0	1	0	2	2	10	17.0
South Alabama	11/12/2024	*	32:38	2-11	.182	2-7	.286	0-0	.000	0	2	2	2.3	1	5	0	0	1	6	13.3
vs Colorado St.	11/16/2024	*	32:58	4-6	.667	2-3	.667	6-6	1.000	0	2	2	2.3	1	6	0	0	2	16	14.0
Oral Roberts	11/21/2024	*	21:07	2-6	.333	1-3	.333	0-0	.000	0	0	0	1.8	3	6	0	0	2	5	12.2
Totals		5	151:55	18-40	.450	10-24	.417	15-15	1.000	0	9	9	1.8	5	20	2	3	7	61	12.2

Player Averages											
Games Played	Minutes/game	Points/game	FG Pct	3FG Pct	FT Pct	Rebounds/game	Assists/game	Turnovers/game	Assist/Turnover ratio	Steals/game	Blocks/game
5	30.4	12.2	45.0	41.7	100.0	1.8	4.0	0.4	10.0	1.4	0.6

THE MURRAY FILE	
BIRTHDAY	JUNE 9, 2003
MAJOR	MULTI-DISCIPLINARY STUDIES

CAREER HIGHS	
Points:	26, vs. Mount St. Mary's (12/5/23)
Rebounds:	8, at Tennessee (1/6/24)
Assists:	11, vs. Mississippi State (1/30/24)
Steals:	4, at Providence (11/27/21)
Blocks:	2, 3x, MR: vs. Grambling State (11/8/24)
Field Goals:	9, 5x, MR: at LSU (1/17/24)
Free Throws:	7, Mount St. Mary's (12/5/23)
Three Pointers:	5, 3x, MR: vs. Long Island (11/4/24)

SEASON HIGHS	
Points:	24, vs. Long Island (11/4/24)
Rebounds:	3, vs. Long Island (11/4/24)
Assists:	6, 2x, MR: vs. Oral Roberts (11/21/24)
Steals:	2, 3x, MR: vs. Oral Roberts (11/21/24)
Blocks:	2, vs. Grambling State (11/8/24)
Field Goals:	7, vs. Long Island (11/4/24)
Free Throws:	6, vs. Colorado State (11/16/24)
Three Pointers:	5, vs. Long Island (11/4/24)

SEASON SUPERLATIVES	
Double-Figure Points:	3x
Double-Figure Rebounds:	--
Double-Doubles:	--
5+ Rebounds:	--
5+ Assists:	3x
Led Team in Points:	2x
Led Team in Rebounds:	--
Led Team in Assists:	3x

CAREER STATS

				Field Goals		3-Point		F-Throws		Rebounds				Scoring						
SEASON	TEAM	GP-GS	MIN/AVG	FG-FGA	FG%	3FG-3FGA	3FG%	FT-FTA	FT%	OFF	DEF	TOT	AVG	PF-FO	A	TO	BLK	STL	PTS	AVG
2021-22	SP	33-3	514/15.6	74-193	.383	20-61	.328	24-37	.649	12	41	53	1.6	34-0	53	45	0	15	192	5.8
2022-23	SP	29-11	714/24.6	128-342	.374	46-129	.357	60-72	.833	25	58	83	2.9	53-0	66	46	1	21	362	12.5
2023-24	UM	32-32	1031/32.2	155-377	.411	72-193	.373	59-77	.766	13	62	75	2.3	50-1	127	54	13	44	441	13.8
2024-25	UM	5-5	152/30.4	18-40	.450	10-24	.417	15-15	1.000	0	9	9	1.8	5-0	20	2	3	7	61	12.2
TOTAL FOR UM		37-37	1183/32.0	173-417	.415	82-217	.378	74-92	.804	13	71	84	2.3	55-1	147	56	16	51	502	13.6
TOTAL		99-51	2411/24.4	375-952	.394	148-407	.364	158-201	.786	50	170	220	2.2	142-1	266	147	17	87	1056	10.7

6 Robert COWHERD

Grayson, Ga. • Southern California Academy
Sophomore • Guard • 6-4 • 210



BIO

2023-24 (REDSHIRT FRESHMAN): Appeared in 10 games for Ole Miss ... Connected on a three-point shot in the season opener against Alabama State on November 6 for his first collegiate points ... Recorded three steals and a pair of assists on November 10 against Eastern Washington ... Scored a season-high four points in six minutes of action against Sam Houston on November 17.

2022-23 (FRESHMAN): Did not see action his freshman year and was redshirted.

HIGH SCHOOL: A four-star shooting guard, rated as the No. 216 overall player in 247Sports' rankings ... Ranked as the No. 29 shooting guard in the nation and No. 24 player from the state of California according to 247Sports ... A former

First-Team All-Region selection for Georgia's Region 4-A-A-A-A-A-A-A whilst playing at Grayson High and Denmark High in Georgia ... Second-Team All-State selection for the state of Georgia prior to his playing at Southern California Academy ... Helped lead Southern California Academy to a 2022 Saint James Invitational Tournament Championship win ... Claimed a tournament title at the 2021 John Wall Holiday Invitational, with SCA winning the tournament's TJ Warren Bracket ... Selected to play in The 24 High School All-Star Game presented by Academy Sports in 2022 ... A nominee for the West Region for the 2022 McDonald's All-American Game.

PERSONAL: Son of Stacey and Robert Cowherd ... Born June 23, 2003 ... Multi-disciplinary studies major.

SEASON GAME-BY-GAME

Opponent	Date	GS	MIN	Total		3-Pointers		Free throws		Rebounds				PF	A	TO	BLK	STL	PTS	AVG
				FG-FGA	PCT	3FG-3FGA	PCT	FT-FTA	PCT	OFF	DEF	TOT	AVG							
LIU	11/04/2024		03:54	0-1	.000	0-1	.000	0-0	.000	0	0	0	0.0	1	0	1	0	0	0	0.0
vs Colorado St.	11/16/2024		00:30	0-0	.000	0-0	.000	0-0	.000	0	0	0	0.0	0	0	0	0	0	0	0.0
Oral Roberts	11/21/2024		06:37	0-1	.000	0-1	.000	0-0	.000	1	0	1	0.3	0	1	0	1	1	0	0.0
Totals		0	11:01	0-2	.000	0-2	.000	0-0	.000	1	0	1	0.3	1	1	1	1	1	0	0.0

Player Averages

Games Played	Minutes/ game	Points/ game	FG Pct	3FG Pct	FT Pct	Rebounds/ game	Assists/ game	Turnovers/ game	Assist/Turnover ratio	Steals/ game	Blocks/ game
3	3.7	0.0	0.0	0.0	0.0	0.3	0.3	0.3	1.0	0.3	0.3

THE COWHERD FILE

BIRTHDAY	JUNE 23, 2003
MAJOR	MULTI-DISCIPLINARY STUDIES

CAREER HIGHS

Points: 4, vs. Sam Houston (11/17/23)
Rebounds: 2, vs. Alabama State (11/6/23)
Assists: 2, 2x, MR: at Tennessee (1/6/24)
Steals: 3, vs. Eastern Washington (11/10/23)
Blocks: 1, 4x, MR: vs. Oral Roberts (11/21/24)
Field Goals: 2, vs. Sam Houston (11/17/23)
Free Throws: --
Three Pointers: 1, 2x, MR: at Temple (11/22/23)

SEASON HIGHS

Points: --
Rebounds: 1, vs. Oral Roberts (11/21/24)
Assists: 1, vs. Oral Roberts (11/21/24)
Steals: 1, vs. Oral Roberts (11/21/24)
Blocks: 1, vs. Oral Roberts (11/21/24)
Field Goals: --
Free Throws: --
Three Pointers: --

SEASON SUPERLATIVES

Double-Figure Points: --
Double-Figure Rebounds: --
Double-Doubles: --
5+ Rebounds: --
5+ Assists: --
Led Team in Points: --
Led Team in Rebounds: --
Led Team in Assists: --

CAREER STATS

				Field Goals		3-Point		F-Throws		Rebounds				Scoring						
SEASON	TEAM	GP-GS	MIN/AVG	FG-FGA	FG%	3FG-3FGA	3FG%	FT-FTA	FT%	OFF	DEF	TOT	AVG	PF-FO	A	TO	BLK	STL	PTS	AVG
2023-24	UM	10-0	90/9.0	4-11	.364	2-8	.250	0-0	.000	1	4	5	0.5	14-0	2	3	2	5	10	1.0
2024-25	UM	3-0	11/3.7	0-2	.000	0-2	.000	0-0	.000	1	0	1	0.3	1-0	1	1	1	1	0	0.0
TOTAL		13-0	101/7.8	4-13	.308	2-10	.200	0-0	.000	2	4	6	0.5	15-0	3	4	3	6	10	0.8

7

Davon BARNES

Memphis, Tenn. • Collierville • Sam Houston

Senior • Guard • 6-4 • 205

BIO

AT SAM HOUSTON - 2023-24 (JUNIOR): Named to the All-CUSA Second Team ... Only member of the team to start all 33 games for the Bearkats ... Led the team in total points with 444 and finished second in points per game at 13.5 ... Fourth on the team in rebounds with 116, averaging 3.5 per contest ... Third on the roster in assists with 54 ... Scored 20-plus points five times, including a season-best 23 against Middle Tennessee on March 2 ... Dropped three or more three-pointers in nine games.

AT TEXAS SOUTHERN - 2022-23 (SOPHOMORE) AND 2021-22 (FRESHMAN): During two seasons with Texas Southern, played in 50 games while scoring 480 points with 170 rebounds and 70 assists

... Played in 33 games, making 31 starts as sophomore ... Led the Tigers in scoring with 13.5 points per game ... Shot 44.1 percent from the floor ... Averaged 4.4 rebounds per contest ... Saw action in 17 games and was the only freshman to play for Texas Southern.

HIGH SCHOOL: Earned Class AAA All-State honors as a senior ... Helped Collierville reach the semifinals of the TSSAA Class AAA Boys State Tournament ... Averaged 18.2 points and 7.1 rebounds per game during his senior year.

PERSONAL: Son of Niki Barnes ... Has five siblings, Daron, Deawan, Bre, Dason, and Jared ... Born on November 21, 2002 ... Majoring in business at Ole Miss.

SEASON GAME-BY-GAME

Opponent	Date	GS	MIN	Total		3-Pointers		Free throws		Rebounds				PF	A	TO	BLK	STL	PTS	AVG
				FG-FGA	PCT	3FG-3FGA	PCT	FT-FTA	PCT	OFF	DEF	TOT	AVG							
LIU	11/04/2024		17:20	3-4	.750	1-2	.500	0-0	.000	1	1	2	2.0	4	0	2	3	0	7	7.0
Grambling	11/08/2024		18:07	2-5	.400	0-1	.000	0-0	.000	1	2	3	2.5	4	0	0	0	2	4	5.5
South Alabama	11/12/2024	*	33:49	3-10	.300	1-6	.167	0-0	.000	4	4	8	4.3	1	3	0	0	1	7	6.0
vs Colorado St.	11/16/2024		20:34	2-4	.500	1-2	.500	2-2	1.000	0	1	1	3.5	1	1	0	0	0	7	6.3
Oral Roberts	11/21/2024		22:56	4-7	.571	1-3	.333	4-6	.667	4	2	6	4.0	3	4	0	0	1	13	7.6
Totals		1	112:46	14-30	.467	4-14	.286	6-8	.750	10	10	20	4.0	13	8	2	3	4	38	7.6

Player Averages

Games Played	Minutes/ game	Points/ game	FG Pct	3FG Pct	FT Pct	Rebounds/ game	Assists/ game	Turnovers/ game	Assist/Turnover ratio	Steals/ game	Blocks/ game
5	22.6	7.6	46.7	28.6	75.0	4.0	1.6	0.4	4.0	0.8	0.6

THE BANRES FILE

BIRTHDAY	NOVEMBER 21, 2002
MAJOR	BUSINESS

CAREER HIGHS

Points: 30, at Samford (11/20/22)
Rebounds: 10, vs. Alabama A&M (3/10/23)
Assists: 8, vs. Jackson St. (1/16/23)
Steals: 3, at Wichita St. (12/22/22)
Blocks: 3, 2x, MR: vs. Long Island (11/4/24)
Field Goals: 10, at Samford (11/20/22)
Free Throws: 10, at Ark.-Pine Bluff (1/7/23)
Three Pointers: 5, vs. Middle Tenn. St. (3/2/24)

SEASON HIGHS

Points: 13, vs. Oral Roberts (11/21/24)
Rebounds: 8, vs. South Alabama (11/12/24)
Assists: 4, vs. Oral Roberts (11/21/24)
Steals: 2, vs. Grambling State (11/8/24)
Blocks: 3, vs. Long Island (11/4/24)
Field Goals: 4, vs. Oral Roberts (11/21/24)
Free Throws: 4, vs. Oral Roberts (11/21/24)
Three Pointers: 1, 4x, MR: vs. Oral Roberts (11/21/24)

SEASON SUPERLATIVES

Double-Figure Points: 1x
Double-Figure Rebounds: --
Double-Doubles: --
5+ Rebounds: 2x
5+ Assists: --
Led Team in Points: --
Led Team in Rebounds: --
Led Team in Assists: --

CAREER STATS

				Field Goals		3-Point		F-Throws		Rebounds									Scoring	
SEASON	TEAM	GP-GS	MIN/AVG	FG-FGA	FG%	3FG-3FGA	3FG%	FT-FTA	FT%	OFF	DEF	TOT	AVG	PF-FO	A	TO	BLK	STL	PTS	AVG
2021-22	TSU	17-0	149/8.8	15-37	.405	0-7	.000	6-9	.667	10	14	24	1.4	10-0	5	6	1	2	36	2.1
2022-23	TSU	33-32	1063/32.2	156-354	.441	22-80	.275	110-141	.780	46	100	146	4.4	74-1	65	79	6	28	444	13.5
2023-24	SHSU	33-33	1017/30.8	149-354	.421	59-151	.391	87-104	.837	15	101	116	3.5	64-1	54	58	7	22	444	13.5
2024-25	UM	5-1	113/22.6	14-30	.467	4-14	.286	6-8	.750	10	10	20	4.0	13-0	8	2	3	4	38	7.6
TOTAL FOR UM		5-1	113/22.6	14-30	.467	4-14	.286	6-8	.750	10	10	20	4.0	13-0	8	2	3	4	38	7.6
TOTAL		88-66	2342/26.6	334-775	.431	85-252	.337	209-262	.798	81	225	306	3.5	161-2	132	145	17	56	962	10.9

8 Eduardo KLAFFE

Franca SP, Brazil • NBA Academy Latin America
Freshman • Guard • 6-5 • 195



BIO

HIGH SCHOOL: Prepped at the prestigious NBA Academy Latin America ... Ranked No. 120 in the nation by On3, and the seventh-best combo guard in the class of 2024 ... Listed as the top player out of Brazil in the class of 2024 by 247Sports ... Represented Brazil on the national stage, playing in U19 games as a 17 year-old.

PERSONAL: Son of Rogerio Klafke and Leticia Bersch Klafke ... Has one sibling, Lauren ... Born on November 11, 2005 ... Father, Rogerio Klafke, played on the Brazilian National Team in the 1996 Olympics, and FIBA World Cup in 1994, 1998, and 2002 ... Studying multi-disciplinary studies at Ole Miss.

SEASON GAME-BY-GAME

Opponent	Date	GS	MIN	Total		3-Pointers		Free throws		Rebounds				PF	A	TO	BLK	STL	PTS	AVG
				FG-FGA	PCT	3FG-3FGA	PCT	FT-FTA	PCT	OFF	DEF	TOT	AVG							
LIU	11/04/2024		09:38	0-1	.000	0-0	.000	2-2	1.000	0	1	1	1.0	1	1	0	1	0	2	2.0
Grambling	11/08/2024		06:08	0-1	.000	0-1	.000	0-0	.000	0	0	0	0.5	1	0	0	0	0	0	1.0
South Alabama	11/12/2024		08:11	0-0	.000	0-0	.000	0-0	.000	0	0	0	0.3	1	2	2	0	1	0	0.7
vs Colorado St.	11/16/2024		04:32	0-0	.000	0-0	.000	0-0	.000	0	0	0	0.3	2	0	0	0	0	0	0.5
Oral Roberts	11/21/2024		17:19	1-2	.500	1-2	.500	2-3	.667	1	1	2	0.6	1	1	0	0	0	5	1.4
Totals		0	45:48	1-4	.250	1-3	.333	4-5	.800	1	2	3	0.6	6	4	2	1	1	7	1.4

Player Averages

Games Played	Minutes/game	Points/game	FG Pct	3FG Pct	FT Pct	Rebounds/game	Assists/game	Turnovers/game	Assist/Turnover ratio	Steals/game	Blocks/game
5	9.2	1.4	25.0	33.3	80.0	0.6	0.8	0.4	2.0	0.2	0.2

THE KLAFFE FILE

BIRTHDAY	NOVEMBER 11, 2005
MAJOR	MULTI-DISCIPLINARY STUDIES

CAREER HIGHS

Points: 5, vs. Oral Roberts (11/21/24)
Rebounds: 2, vs. Oral Roberts (11/21/24)
Assists: 2, vs. South Alabama (11/12/24)
Steals: 1, vs. South Alabama (11/12/24)
Blocks: 1, vs. Long Island (11/4/24)
Field Goals: 1, vs. Oral Roberts (11/21/24)
Free Throws: 2, 2x, MR: vs. Oral Roberts (11/21/24)
Three Pointers: 1, vs. Oral Roberts (11/21/24)

SEASON HIGHS

Points: 5, vs. Oral Roberts (11/21/24)
Rebounds: 2, vs. Oral Roberts (11/21/24)
Assists: 2, vs. South Alabama (11/12/24)
Steals: 1, vs. South Alabama (11/12/24)
Blocks: 1, vs. Long Island (11/4/24)
Field Goals: 1, vs. Oral Roberts (11/21/24)
Free Throws: 2, 2x, MR: vs. Oral Roberts (11/21/24)
Three Pointers: 1, vs. Oral Roberts (11/21/24)

SEASON SUPERLATIVES

Double-Figure Points: --
Double-Figure Rebounds: --
Double-Doubles: --
5+ Rebounds: --
5+Assists: --
Led Team in Points: --
Led Team in Rebounds: --
Led Team in Assists: --

CAREER STATS

				Field Goals		3-Point		F-Throws		Rebounds				Scoring						
SEASON	TEAM	GP-GS	MIN/AVG	FG-FGA	FG%	3FG-3FGA	3FG%	FT-FTA	FT%	OFF	DEF	TOT	AVG	PF-FO	A	TO	BLK	STL	PTS	AVG
2024-25	UM	5-0	46/9.2	1-4	.250	1-3	.333	4-5	.800	1	2	3	0.6	6-0	4	2	1	1	7	1.4
TOTAL		5-0	46/9.2	1-4	.250	1-3	.333	4-5	.800	1	2	3	0.6	6-0	4	2	1	1	7	1.4

BIO

PERSONAL: Born on September 20, 2004 ... Has one sibling, James ... Majoring in entrepreneurship at Ole Miss.

Games Played	Minutes/game	Points/game	FG Pct	3FG Pct	FT Pct	Rebounds/game	Assists/game	Turnovers/game	Assist/Turnover ratio	Steals/game	Blocks/game
2	7.8	3.0	75.0	0.0	0.0	2.5	0.0	1.0	0.0	0.0	1.5

BIRTHDAY	SEPTEMBER 20, 2004
MAJOR	ENTREPRENEURSHIP

Points: 4, vs. Oral Roberts (11/21/24)
Rebounds: 4, vs. Long Island (11/4/24)
Assists: --
Steals: --
Blocks: 2, vs. Long Island (11/4/24)
Field Goals: 2, vs. Oral Roberts (11/21/24)
Free Throws: --
Three Pointers: --

Points: 4, vs. Oral Roberts (11/21/24)
Rebounds: 4, vs. Long Island (11/4/24)
Assists: --
Steals: --
Blocks: 2, vs. Long Island (11/4/24)
Field Goals: 2, vs. Oral Roberts (11/21/24)
Free Throws: --
Three Pointers: --

Double-Figure Points: --
Double-Figure Rebounds: --
Double-Doubles: --
5+ Rebounds: --
5+ Assists: --
Led Team in Points: --
Led Team in Rebounds: --
Led Team in Assists: --

				Field Goals		3-Point		F-Throws		Rebounds									Scoring	
SEASON	TEAM	GP-GS	MIN/AVG	FG-FGA	FG%	3FG-3FGA	3FG%	FT-FTA	FT%	OFF	DEF	TOT	AVG	PF-FO	A	TO	BLK	STL	PTS	AVG
2024-25	UM	2-0	16/7.8	3-4	.750	0-0	.000	0-0	.000	1	4	5	2.5	2-0	0	2	3	0	6	3.0
TOTAL		2-0	16/7.8	3-4	.750	0-0	.000	0-0	.000	1	4	5	2.5	2-0	0	2	3	0	6	3.0

11 Matthew MURRELL

Memphis, Tenn. • IMG Academy

Senior • Guard • 6-4 • 205



BIO

2023-24 (SENIOR): Named Second Team All-SEC (Coaches) and NABC All-District Second Team ... Started in all 32 games for Ole Miss ... Averaged 32.9 minutes per game, fifth-most in the SEC ... Led the Rebels in scoring with 16.2 points per game, ending the regular season ninth in the SEC ... Led the team with 50 steals, averaging 1.6 per game, ranked seventh in the SEC ... Connected on a team-high 78 makes from three, tied for the 10th-most in a single season in school history ... Average of 2.4 three-pointers made per game ranked fifth in the conference ... Finished the regular season 10th in the SEC with a field goal percentage of 46.4 ... Against NC State on November 28, scored his 1,000th career point to become the 42nd player in Ole Miss history to hit that mark ... On December 19 against Troy, collected 10 steals, setting a new program record for most in a single game and tying him for the most ever in the SEC ... Finished the season 16th in program history with 1,444 career points and fifth in made three-point field goals with 218.

JUNIOR (2022-23): Played in 30 games for the Rebels, making 29 starts ... Averaged a team-best 34.3 minutes per game, which ranked second in the SEC ... Led the team in scoring with an average of 14.4 points per game ... Grabbed 2.9 rebounds and dished out a team-best 2.6 assists per game ... Finished second on the team in steals with 34 ... Hit a team-best 62 three pointers on the season ... Scored in double figures 23 times on the season, hitting 20 points or more in eight contests.

SOPHOMORE (2021-22): Started in 24 of his 31 appearances for the Rebels ... Finished the year averaging 12.1 points per game, 3.0 rebounds per game, 1.7 assists per game and 0.8 steals per game ... Closed out the season with double-digit scoring performances in eight of his last nine games of the season including scoring 20 against Texas A&M and 25 against Kentucky in

back-to-back contests ... Earned the No. 4 spot in the Sportscenter Top 10 (Nov. 30) following his windmill dunk against Rider ... Named to SEC Winter Academic Honor Roll.

FRESHMAN (2020-21): One of four Rebels to play in all 28 games, making three starts ... Averaged 4.2 ppg and 2.0 rpg ... In the opening round of the NIT versus Louisiana Tech, tallied nine points to go along with career bests in rebounds (7), assists (3) and blocks (2) ... Named to the SEC First-Year Academic Honor Roll.

HIGH SCHOOL: Rated as a four-star guard by 247Sports, ESPN and Rivals ... Ranked as the No. 39 player in the country by ESPN and 247Sports' composite rankings ... No. 2 prospect out of Tennessee ... Spent his final season at IMG Academy in Bradenton, Florida ... Played his first three high school seasons at Whitehaven High School in Memphis ... As a junior, averaged 20.1 ppg, 4.0 rpg and 3.2 apg ... First-team all-metro selection ... As a sophomore, averaged 15.4 ppg to guide Whitehaven to the Class AAA Championship game and earned all-region honors ... Averaged 15.2 ppg, 2.0 rpg and 1.2 apg as a member of Team Thad at the AAU level, leading the team to the 2019 Under Armour Association national championship.

PERSONAL: Son of Carl Murrell and Gladys Robinson ... Has three brothers, Carl Jr., Cameron and Joshua ... His older brother Carl attended Ole Miss ... Full name is Matthew Everett Murrell ... Born December 19, 2001 ... Earned degree from Ole Miss in public health and health sciences with an emphasis on community health ... Currently pursuing a master's degree in intercollegiate athletic administration.

SEASON GAME-BY-GAME

Opponent	Date	GS	MIN	Total		3-Pointers		Free throws		Rebounds				PF	A	TO	BLK	STL	PTS	AVG
				FG-FGA	PCT	3FG-3FGA	PCT	FT-FTA	PCT	OFF	DEF	TOT	AVG							
LIU	11/04/2024	*	30:14	3-8	.375	1-4	.250	4-4	1.000	1	2	3	3.0	1	3	1	1	2	11	11.0
Grambling	11/08/2024	*	33:25	4-11	.364	0-3	.000	0-3	.000	3	1	4	3.5	4	4	1	0	7	8	9.5
vs Colorado St.	11/16/2024	*	31:55	3-9	.333	2-3	.667	2-2	1.000	1	2	3	3.3	2	1	1	0	0	10	9.7
Oral Roberts	11/21/2024	*	27:45	7-14	.500	2-6	.333	3-4	.750	0	0	0	2.5	2	4	1	0	3	19	12.0
Totals		4	123:19	17-42	.405	5-16	.313	9-13	.692	5	5	10	2.5	9	12	4	1	12	48	12.0

Player Averages

Games Played	Minutes/ game	Points/ game	FG Pct	3FG Pct	FT Pct	Rebounds/ game	Assists/ game	Turnovers/ game	Assist/Turnover ratio	Steals/ game	Blocks/ game
4	30.8	12.0	40.5	31.3	69.2	2.5	3.0	1.0	3.0	3.0	0.3

THE MURRELL FILE

BIRTHDAY	DECEMBER 19, 2001
MAJOR	ATHLETIC ADMINISTRATION (MASTER'S)

CAREER HIGHS

Points: 31, vs. Mississippi St. (1/08/22)
Rebounds: 9, 3x, MR: at South Carolina (2/6/24)
Assists: 7, vs. FAU (11/11/22)
Steals: 10, vs. Troy (12/19/23)
Blocks: 2, 3x, MR: vs. Arkansas (1/24/24)
Field Goals: 10, vs. Mississippi St. (1/08/22)
Free Throws: 9, 2x, MR: at Auburn (2/22/23)
Three Pointers: 8, vs. Texas A&M (2/28/23)

SEASON HIGHS

Points: 19, vs. Oral Roberts (11/21/24)
Rebounds: 4, vs. Grambling State (11/8/24)
Assists: 4, 2x, MR: vs. Oral Roberts (11/21/24)
Steals: 7, vs. Grambling State (11/8/24)
Blocks: 1, vs. Long Island (11/4/24)
Field Goals: 7, vs. Oral Roberts (11/21/24)
Free Throws: 4, vs. Long Island (11/4/24)
Three Pointers: 2, 2x, MR vs. Oral Roberts (11/21/24)

SEASON SUPERLATIVES

Double-Figure Points: 3x
Double-Figure Rebounds: --
Double-Doubles: --
5+ Rebounds: --
5+ Assists: --
Led Team in Points: 1x
Led Team in Rebounds: --
Led Team in Assists: 1x

CAREER STATS

				Field Goals		3-Point		F-Throws		Rebounds										Scoring	
SEASON	TEAM	GP-GS	MIN/AVG	FG-FGA	FG%	3FG-3FGA	3FG%	FT-FTA	FT%	OFF	DEF	TOT	AVG	PF-FO	A	TO	BLK	STL	PTS	AVG	
2020-21	UM	28-3	483/17.2	42-130	.323	19-61	.311	15-27	.556	16	40	56	2.0	29-0	22	39	8	13	118	4.2	
2021-22	UM	31-24	917/29.6	123-288	.427	59-153	.386	69-92	.750	14	79	93	3.0	52-0	53	41	4	24	374	12.1	
2022-23	UM	30-29	1032/34.4	140-384	.365	62-204	.304	91-108	.843	22	82	104	3.5	56-3	79	58	5	34	433	14.4	
2023-24	UM	32-32	1052/32.9	178-384	.464	78-196	.398	85-115	.739	18	98	116	3.6	64-1	76	54	8	50	519	16.2	
2024-25	UM	4-4	123/30.8	17-42	.405	5-16	.313	9-13	.692	5	5	10	2.5	9-0	12	4	1	12	48	12.0	
TOTAL		125-92	3607/28.9	500-1228	.407	223-630	.354	269-355	.758	75	304	379	3.0	210-4	242	196	26	133	1492	11.9	

14

Dre DAVIS

Indianapolis, Ind. • Lawrence Central • Seton Hall

Senior • Guard • 6-6 • 215

BIO

AT SETON HALL - 2023-24 (SENIOR*) AND 2022-23 (JUNIOR): In two seasons at Seton Hall, played in 60 games while scoring 774 points with 297 rebounds, 75 assists, 46 steals and 57 blocks ... Named to the 2024 NIT All-Tournament Team after averaging 16.6 points, 6.8 rebounds, and 2.6 blocks per game ... Played in all 37 games for Seton Hall, making 36 starts as senior ... Tied for second on the team in scoring with an average of 15.0 points per game and third on the team in rebounding at 5.9 per contest ... Finished second on the team in blocks with 49, with his average of 1.3 per game ranking fifth in the Big East ... One of just six Big East players since 2010-11 to average 16 or more points, shoot 50 percent or better from the field, and 80 percent or better from the free throw line in conference play ... Ranked fourth in conference games in the Big East in field goal percentage at 51.5 percent ... Fifth in the Big East in free throw percentage ... Capped off his incredible run in the NIT with 18 points and three blocks to help Seton Hall claim the title over Indiana State on April 4 ... Saw action in 23 games, making one start as junior ... Averaged 9.6 points and 3.3 rebounds per game while shooting 51.7 percent from the floor.

AT LOUISVILLE - 2021-22 (SOPHOMORE) AND 2020-21 (FRESHMAN): Spent the first two years of his collegiate career at Louisville, playing in 50 games while scoring 370 points and grabbing 154 rebounds

... Played in 30 games, making 23 starts as sophomore ... Averaged 7.4 points and 3.0 rebounds per game ... Played in 20 games and made 17 starts as a freshman ... Averaged 7.4 points and 3.2 boards per contest ... Finished third on the team in offensive rebounds on the season with 34.

HIGH SCHOOL: Ranked as the No. 3 player in the state of Indiana and the No. 122 recruit in the nation according to On3 ... Ranked the No. 100 recruit in the nation and No. 4 player in Indiana by ESPN ... Averaged 21.5 points, 8.7 rebounds, 2.8 assists, 1.2 blocks, and 1.2 steals per game as a senior ... Helped lead his team to a 22-3 record ... Shot 57.3 percent from the field, 36.3 percent from three, and 80.2 percent from the free throw line ... Scored 1,192 points and grabbed 516 rebounds during his high school career ... Over three seasons, helped lead his high school to a record of 60-14 ... Honored on the 2020 IBCA/ Subway Supreme 15 Senior Indiana All-State Team ... A finalist for Indiana's Mr. Basketball award.

PERSONAL: Son of Carlonda and D'Andre Davis ... Has one brother, Tae, who plays basketball at Notre Dame ... Born on August 23, 2001 ... Currently pursuing a master's degree in intercollegiate athletic administration.

SEASON GAME-BY-GAME

Opponent	Date	GS	MIN	Total		3-Pointers		Free throws		Rebounds			PF		A	TO	BLK	STL	PTS	AVG
				FG-FGA	PCT	3FG-3FGA	PCT	FT-FTA	PCT	OFF	DEF	TOT	AVG							
LIU	11/04/2024	*	23:05	5-9	.556	0-0	.000	1-2	.500	2	3	5	5.0	4	0	2	2	1	11	11.0
Grambling	11/08/2024	*	25:51	4-7	.571	2-3	.667	3-4	.750	0	4	4	4.5	3	1	1	0	0	13	12.0
South Alabama	11/12/2024	*	21:44	1-7	.143	0-3	.000	2-4	.500	4	1	5	4.7	2	0	0	0	0	4	9.3
vs Colorado St.	11/16/2024	*	23:01	4-10	.400	1-4	.250	2-3	.667	3	1	4	4.5	2	1	1	1	2	11	9.8
Totals			4 93:41	14-33	.424	3-10	.300	8-13	.615	9	9	18	4.5	11	2	4	3	3	39	9.8

Player Averages

Games Played	Minutes/ game	Points/ game	FG Pct	3FG Pct	FT Pct	Rebounds/ game	Assists/ game	Turnovers/ game	Assist/Turnover ratio	Steals/ game	Blocks/ game
4	23.4	9.8	42.4	30.0	61.5	4.5	0.5	1.0	0.5	0.8	0.8

THE DAVIS FILE	
BIRTHDAY	AUGUST 23, 2001
MAJOR	ATHLETIC ADMINISTRATION (MASTER'S)

CAREER HIGHS	
Points:	28, vs. DePaul (3/9/24)
Rebounds:	12, at DePaul (1/30/24)
Assists:	4, 4x, MR: vs. Georgia (4/2/24)
Steals:	3, 3x, MR: at UConn (3/3/24)
Blocks:	4, 2x, MR: vs. North Texas (3/23/24)
Field Goals:	11, vs. Georgetown (2/7/24)
Free Throws:	8, vs. Saint Peter's (11/12/22)
Three Pointers:	4, 2x, MR: vs. DePaul (3/9/24)

SEASON HIGHS	
Points:	13, vs. Grambling State (11/8/24)
Rebounds:	5, 2x, MR vs. South Alabama (11/12/24)
Assists:	1, 2x, MR vs. Colorado State (11/16/24)
Steals:	2, vs. Colorado State (11/16/24)
Blocks:	2, vs. Long Island (11/4/24)
Field Goals:	5, vs. Long Island (11/4/24)
Free Throws:	3, vs. Grambling State (11/8/24)
Three Pointers:	2, vs. Grambling State (11/8/24)

SEASON SUPERLATIVES	
Double-Figure Points:	3x
Double-Figure Rebounds:	--
Double-Doubles:	--
5+ Rebounds:	2x
5+ Assists:	--
Led Team in Points:	1x
Led Team in Rebounds:	--
Led Team in Assists:	--

CAREER STATS

				Field Goals		3-Point		F-Throws		Rebounds									Scoring	
SEASON	TEAM	GP-GS	MIN/AVG	FG-FGA	FG%	3FG-3FGA	3FG%	FT-FTA	FT%	OFF	DEF	TOT	AVG	PF-FO	A	TO	BLK	STL	PTS	AVG
2020-21	LOU	20-17	576/28.8	50-127	.394	12-48	.250	36-48	.750	34	29	63	3.2	50-1	22	33	6	11	148	7.4
2021-22	LOU	30-23	598/19.9	85-199	.427	11-53	.208	41-55	.745	41	50	91	3.0	62-1	25	41	15	17	222	7.4
2022-23	SHU	23-1	432/18.8	76-147	.517	18-44	.409	50-58	.862	19	58	77	3.3	43-0	15	38	8	12	220	9.6
2023-24	SHU	37-36	1219/33.0	207-421	.492	35-100	.350	105-125	.840	66	154	220	5.9	84-2	60	56	49	34	554	15.0
2024-25	UM	4-4	94/23.4	14-33	.424	3-10	.300	8-13	.615	9	9	18	4.5	11-0	2	4	3	3	39	9.8
TOTAL FOR UM		4-4	94/23.4	14-33	.424	3-10	.300	8-13	.615	9	9	18	4.5	11-0	2	4	3	3	39	9.8
TOTAL		114-81	2919/25.6	432-927	.466	79-255	.310	240-299	.803	169	300	469	4.1	250-4	124	172	81	77	1183	10.4

21 Ja'Von BENSON

Columbia, S.C. • Ridge View • Hampton

Senior • Forward • 6-7 • 220



BIO

AT HAMPTON - 2023-24 (SENIOR*): Saw action in 32 games and made 15 starts ... Averaged 15.2 minutes, 7.1 points and 5.3 rebounds per game ... Led the team with 46 blocks and ranked third in the conference with an average of 1.4 per game ... Posted three double-doubles ... Registered a career-high seven blocks on February 3 against Howard.

AT SOUTH CAROLINA - 2022-23 (JUNIOR), 2021-22 (SOPHOMORE) AND 2020-21 (FRESHMAN): Spent three seasons with the Gamecocks program, playing in 15 games and scoring 29 points.

HIGH SCHOOL: Ranked a three-star prospect and the No. 4 recruit in South Carolina by 247Sports ... Helped lead his high school to back-to-back state championships ... Averaged 17.5 points and 11.2 rebounds per game during his senior season ... Named the South Carolina Class 4A Player of the Year ... Posted a double-double in the state championship game as a junior.

PERSONAL: Son of James Benson and Rennè Outen-Pinckney ... Has five siblings: Kwali, Michael, Miles, Mali, and La'La.

SEASON GAME-BY-GAME

Opponent	Date	GS	MIN	Total		3-Pointers		Free throws		Rebounds				PF	A	TO	BLK	STL	PTS	AVG
				FG-FGA	PCT	3FG-3FGA	PCT	FT-FTA	PCT	OFF	DEF	TOT	AVG							
LIU	11/04/2024		04:22	0-0	.000	0-0	.000	2-2	1.000	0	1	1	1.0	0	0	1	0	1	2	2.0
Grambling	11/08/2024		02:48	0-1	.000	0-0	.000	0-0	.000	0	1	1	1.0	1	0	0	0	0	0	1.0
Oral Roberts	11/21/2024		07:52	1-2	.500	0-0	.000	0-0	.000	1	2	3	1.7	1	0	0	0	0	2	1.3
Totals		0	15:02	1-3	.333	0-0	.000	2-2	1.000	1	4	5	1.7	2	0	1	0	1	4	1.3

Player Averages

Games Played	Minutes/game	Points/game	FG Pct	3FG Pct	FT Pct	Rebounds/game	Assists/game	Turnovers/game	Assist/Turnover ratio	Steals/game	Blocks/game
3	5.0	1.3	33.3	0.0	100.0	1.7	0.0	0.3	0.0	0.3	0.0

THE BENSON FILE

BIRTHDAY	JANUARY 9, 2002
MAJOR	ATHLETIC ADMINISTRATION (MASTER'S)

CAREER HIGHS

Points: 19, at William & Mary (3/2/24)
Rebounds: 14, at Campbell (2/22/24)
Assists: 3, at Northeastern (2/24/24)
Steals: 2, 2x, MR: at Eastern Mich. (12/21/23)
Blocks: 7, vs. Howard (2/3/24)
Field Goals: 8, at William & Mary (3/2/24)
Free Throws: 6, 2x, MR: at Northeastern (2/24/24)
Three Pointers: 1, 6x, MR: at Hofstra (1/18/24)

SEASON HIGHS

Points: 2, 2x, MR: vs. Oral Roberts (11/21/24)
Rebounds: 3, vs. Oral Roberts (11/21/24)
Assists: --
Steals: 1, vs. Long Island (11/4/24)
Blocks: --
Field Goals: 1, vs. Oral Roberts (11/21/24)
Free Throws: 2, vs. Long Island (11/4/24)
Three Pointers: --

SEASON SUPERLATIVES

Double-Figure Points: --
Double-Figure Rebounds: --
Double-Doubles: --
5+ Rebounds: --
5+ Assists: --
Led Team in Points: --
Led Team in Rebounds: --
Led Team in Assists: --

CAREER STATS

				Field Goals		3-Point		F-Throws		Rebounds				Scoring						
SEASON	TEAM	GP-GS	MIN/AVG	FG-FGA	FG%	3FG-3FGA	3FG%	FT-FTA	FT%	OFF	DEF	TOT	AVG	PF-FO	A	TO	BLK	STL	PTS	AVG
2020-21	SC	3-0	23/7.7	2-7	.286	1-3	.333	1-4	.250	3	3	6	2.0	1-0	2	0	1	0	6	2.0
2021-22	SC	6-0	57/9.6	9-22	.409	0-4	.000	2-6	.333	7	18	25	4.2	10-0	2	8	5	2	20	3.3
2022-23	SC	6-0	18/3.0	1-9	.111	1-5	.200	0-0	.000	0	5	5	0.8	1-0	0	2	1	0	3	0.5
2023-24	Hamp	32-15	486/15.2	86-153	.562	4-8	.500	54-71	.761	61	108	169	5.3	79-1	16	25	46	9	230	7.2
2024-25	UM	3-0	15/5.0	1-3	.333	0-0	.000	2-2	1.000	1	4	5	1.7	2-0	0	1	0	1	4	1.3
TOTAL FOR UM		3-0	15/5.0	1-3	.333	0-0	.000	2-2	1.000	1	4	5	1.7	2-0	0	1	0	1	4	1.3
TOTAL		50-15	600/12.0	99-194	.510	6-20	.300	59-83	.711	72	138	210	4.2	93-1	20	36	53	12	263	5.3

22 Max SMITH

Senior • Guard • 6-1 • 175



HIGH SCHOOL: Averaged 24 points per game at Anderson High School ... Lettered in track and field.	PERSONAL: Son of Robin and Scott Smith ... Has two siblings, Mason and Miranda ... Born on June 28, 2001 ... Majoring in finance.
--	--

SEASON GAME-BY-GAME

BIRTHDAY

JUNE 28, 2001

MAJOR

FINANCE

Points: --

Rebounds: --

Assists: --

Steals: --

Blocks: --

Field Goals

Free Throws: -

Three Pointers: --

Points: --

Rebounds: --

Assists: --

Steals: --

Blocks: --

Field Goals: --

Free Throws: --

Three Pointers: --

SEASON SUPERLATIVES

Double-Figure Points: --

Double-Figure Rebounds: --

Double-Doubles: --

5+ Rebounds: --

5+Assists: --

Led Team in Points: --

Led Team in Rebounds: --

Led Team in Assists: --

OLE MISS CAREER STATS

Zach
31 DAY

Midland, Texas • Midland Christian

Freshman • Guard • 6-5 • 185



BIO

HIGH SCHOOL: Averaged 24 points, 7.5 rebounds, and 2.1 assists as a senior at Midland Christian ... Helped lead his team to a state championship.

PERSONAL: Son of Jon and Leslee Day ... Born on January 18 ... Major is freshman studies.

SEASON GAME-BY-GAME

THE DAY FILE

BIRTHDAY	JANUARY 18, 2005
MAJOR	FRESHMAN STUDIES

CAREER HIGHS

Points: --
Rebounds: --
Assists: --
Steals: --
Blocks: --
Field Goals: --
Free Throws: --
Three Pointers: --

SEASON HIGHS

Points: --
Rebounds: --
Assists: --
Steals: --
Blocks: --
Field Goals: --
Free Throws: --
Three Pointers: --

SEASON SUPERLATIVES

Double-Figure Points: --
Double-Figure Rebounds: --
Double-Doubles: --
5+ Rebounds: --
5+ Assists: --
Led Team in Points: --
Led Team in Rebounds: --
Led Team in Assists: --



CAREER STATS

55

Cam BRENT

Jackson, Miss. • Jackson Prep

Senior • Guard • 5-4 • 125



BIO

2023-24 (JUNIOR): Appeared in six games for the Rebels ... Saw his first collegiate action on December 19 against Troy ... On March 9 against Texas A&M, played six minutes and scored his first career point while adding one assist and a steal.

2022-23 (SOPHOMORE): Did not appear in any games.

PERSONAL: Son of Wayne Brent and Dedra Martin ... Born Sept. 27, 2002 ... Has two siblings: Kristian and Taylor ... Multi-disciplinary studies major.

SEASON GAME-BY-GAME

				Total		3-Pointers		Free throws		Rebounds												
Opponent	Date	GS	MIN	FG-FGA	PCT	3FG-3FGA	PCT	FT-FTA	PCT	OFF	DEF	TOT	AVG	PF	A	TO	BLK	STL	PTS	AVG		
LIU	11/04/2024		02:12	1-2	.500	0-0	.000	0-0	.000	0	0	0	0.0	0	0	0	0	0	2	2.0		
Oral Roberts	11/21/2024		02:01	0-1	.000	0-1	.000	0-0	.000	0	1	1	0.5	0	0	0	0	0	0	1.0		
Totals		0	04:13	1-3	.333	0-1	.000	0-0	.000	0	1	1	0.5	0	0	0	0	0	2	1.0		

Player Averages

Games Played	Minutes/ game	Points/ game	FG Pct	3FG Pct	FT Pct	Rebounds/ game	Assists/ game	Turnovers/ game	Assist/Turnover ratio	Steals/ game	Blocks/ game
2	2.1	1.0	33.3	0.0	0.0	0.5	0.0	0.0	0.0	0.0	0.0

THE BRENT FILE	
BIRTHDAY	SEPTEMBER 27, 2002
MAJOR	MULTI-DISCIPLINARY STUDIES

CAREER HIGHS	
Points:	2, vs. Long Island (11/4/24)
Rebounds:	1, vs. Oral Roberts (11/21/24)
Assists:	1, vs. Texas A&M (3/9/24)
Steals:	1, vs. Texas A&M (3/9/24)
Blocks:	--
Field Goals:	1, vs. Long Island (11/4/24)
Free Throws:	1, vs. Texas A&M (3/9/24)
Three Pointers:	--

SEASON HIGHS	
Points:	2, vs. Long Island (11/4/24)
Rebounds:	1, vs. Oral Roberts (11/21/24)
Assists:	--
Steals:	--
Blocks:	--
Field Goals:	1, vs. Long Island (11/4/24)
Free Throws:	--
Three Pointers:	--

SEASON SUPERLATIVES	
Double-Figure Points:	--
Double-Figure Rebounds:	--
Double-Doubles:	--
5+ Rebounds:	--
5+ Assists:	--
Led Team in Points:	--
Led Team in Rebounds:	--
Led Team in Assists:	--

CAREER STATS

				Field Goals		3-Point		F-Throws		Rebounds									Scoring	
SEASON	TEAM	GP-GS	MIN/AVG	FG-FGA	FG%	3FG-3FGA	3FG%	FT-FTA	FT%	OFF	DEF	TOT	AVG	PF-FO	A	TO	BLK	STL	PTS	AVG
2023-24	UM	6-0	11/1.8	0-2	.000	0-1	.000	1-2	.500	0	0	0	0.0	1-0	1	0	0	1	1	0.2
2024-25	UM	2-0	4/2.1	1-3	.333	0-1	.000	0-0	.000	0	1	1	0.5	0-0	0	0	0	0	2	1.0
TOTAL		8-0	15/1.9	1-5	.200	0-2	.000	1-2	.500	0	1	1	0.1	1-0	1	0	0	1	3	0.4

SJB PAVILION RECORD BOOK

INDIVIDUAL (OLE MISS)

Points:	43	Stefan Moody vs. Mississippi St. (03-03-16)
FG att:	25	Stefan Moody vs. Vanderbilt (02-06-16)
FG made:	13	2x, MR: Breein Tyree vs. Mississippi St. (02-11-20)
3-pt att:	15	Stefan Moody vs. Vanderbilt (02-06-16)
3-pt made:	8	2X, MR: Matthew Murrell vs. Texas A&M (2-28-23)
FT att:	18	3x, MR: D. Shuler vs. No. 16 Auburn (01-28-20)
FT made:	15	2x, MR: Stefan Moody vs. Mississippi St. (03-03-16)
Rebounds:	19	Sebastian Saiz vs. UMass (11-14-16)
Assists:	11	Jaylen Murray vs. Mississippi State (1-30-24)
Blocks:	9	Jamarion Sharp vs. Florida (1-10-24)
Steals:	10	Matthew Murrell vs. Troy (12-19-23)

TEAM (OLE MISS)

Points:	103	vs. Florida (1-10-24)
Few points:	47	vs. Georgia (01-11-17)
FG att:	75	vs. Charleston Southern (11-12-21)
FG made:	41	vs. Valparaiso (12-10-22)
FG pct:	61.5	vs. Chattanooga (12-16-18)
3-pt att:	33	2x, MR: vs. Montana (11-24-16)
3-pt made:	14	2x, MR: vs. Middle Tennessee (12-14-19)
3-pt pct:	63.6	14-22 vs. Middle Tennessee (12-14-19)
FT att:	46	vs. UMass (11-14-16)
FT made:	33	vs. UMass (11-14-16)
FT pct:	100.0	(15-15) vs. #4 Auburn (01-15-22)
Rebounds:	57	vs. Rider (11-30-21)
Assists:	26	2x, MR: vs. Oral Roberts (11-21-24)
Blocks:	16	vs. Florida (1-10-24)
Steals:	16	vs. Troy (12-19-23)

INDIVIDUAL (OPPONENT)

Points:	34	2x, MR: Isaiah Joe, Arkansas (1-11-20)
FG att:	24	Bryce Brown, #10 Auburn (1-9-19)
FG made:	12	Malik Monk, #8 Kentucky (12-29-16)
3-pt att:	19	Bryce Brown, #10 Auburn (1-9-19)
3-pt made:	8	Jaden Shackelford, Alabama (2-9-22)
FT att:	18	Keith Stone, Florida (1-13-18)
FT made:	13	Keith Stone, Florida (1-13-18)
Rebounds:	16	Mark Smith, Kansas State (1-29-22)
Assists:	11	2x, MR: Malachi Smith, Dayton (12-18-21)
Blocks:	8	Clevon Brown, Vanderbilt (3-3-18)
Steals:	5	J.J. Frazier, Georgia (1-9-16)

TEAM (OPPONENT)

Points:	103	2x, MR: Alabama (2-28-24)
Few points:	43	2x, MR: UT Martin (12-22-20)
FG att:	75	vs. Florida (1-10-24)
FG made:	38	#24 Iowa State (1-26-19)
FG pct:	69.1	#24 Iowa State (1-26-19)
3-pt att:	41	South Dakota State (11-28-17)
3-pt made:	18	South Dakota State (11-28-17)
3-pt pct:	63.6	Alabama (2-9-22)
FT att:	37	#18 Memphis (12-4-21)
FT made:	26	2x, MR: #16 Auburn (1-28-20)
FT pct:	93.3	14-15, LSU (2-25-23)
Rebounds:	49	2x, MR: Illinois State (12-16-17)
Assists:	26	#24 Iowa State (1-26-19)
Blocks:	9	#4 Auburn (1-15-22)
Steals:	12	3x, MR: UT Martin (11-19-22)

SJB PAVILION FAQ

What is the official name?

The official name as of 2023 is the Sandy and John Black Pavilion at Ole Miss, or SJB Pavilion for short.

Does The Pavilion have a nickname like the Tad Pad?

No.

When did SJB Pavilion open?

January 7, 2016

What was the total cost?

\$96.5 million

Where is media parking?

Media parking is in either the garage or the lot in front of the track and field facility, and will be distributed by men's basketball contact Mike Swartz.

Where is the media entrance?

The media will-call table is located in the southwest corner of The Pavilion. For those parking inside the garage, media will-call is located on the Parking Level 1 of the parking garage (P1 on elevators). The media entrance will open 2 hours prior to tipoff.

Where is the media workroom?

In The Pavilion, the workroom is located in the southwest corner of the floor level through the visiting team tunnel.

Where is the media seating?

Media seating is located in the at the top of section 101 in the southwest corner of The Pavilion.

How do I obtain media credentials for games at the Pavilion?

Media credentials may be requested through the Athletics Communications Office for game credentials. Requests for credentials should be emailed to Mike Swartz (mgschwartz@olemiss.edu) and will be limited to working members of the media.

Where are the scouting seats located?

Scouting seats are available in the media seating area at the top of section 101. Additional seating may be purchased by contacting Mike Swartz in the Athletics Communications office.

What is the postgame interview policy?

Both team locker rooms are CLOSED to the media following the game. Ole Miss head coach Chris Beard will be brought into the media room approximately 10 minutes after the game. Selected players will join Coach Beard. Visiting coach and player interviews will be coordinated through the visiting team's communications contact.

SJB PAVILION QUICK FACTS

Arena Name	SJB Pavilion
Ground Breaking	July 31, 2014
Opening Date	Jan. 7, 2016
Capacity	9,500
Record Crowd	10,630 (1/30/24)
All-Time Record	97-53 (.647)
Current Streak	W3
Longest Win Streak	12 (11/6/23-1/30/24)

THE PAVILION FIRSTS

First Game	vs. Alabama (1/7/16)
First Win	vs. Alabama (1/7/16)
First Overtime Game	vs. USC (1/19/16)
First Point	Tomasz Gielo (3FG, 19:11/1H)
First FG	Tomasz Gielo (3FG, 19:11/1H)
First 3-Pointer	Tomasz Gielo (19:11/1H)
First Dunk ...	Jimmie Taylor, Alabama (11:00/1H)
First Dunk (OM)	Sebastian Saiz (17:09/2H)

MEDIA ROSTER

