

Ole Miss

O L E M I S S B A S E B A L L F A C T B O O K

2022





## TABLE OF CONTENTS

<b>2022 OUTLOOK</b> .....	<b>2-5</b>
2022 Roster .....	2
Radio/TV Roster.....	3
2022 Schedule .....	4
Quick Facts .....	5
<b>2022 REBELS</b> .....	<b>6-61</b>
Head Coach Mike Bianco .....	6-13
Assistant Coach Carl Lafferty .....	14-15
Assistant Coach Mike Clement .....	16-17
Volunteer Assistant Chris Cleary.....	18
Directors of Operations/Support Staff .....	19
Strength and Conditioning Coach Zach Boone .....	20
Senior Athletic Trainer Josh Porter .....	20
Player Pages.....	21-61
<b>2021 REVIEW</b> .....	<b>62-65</b>
2021 Overall Stats .....	62
2021 Conference Stats.....	63
2021 Game-by-Game Results.....	64
2021 SEC Results and Statistics.....	65
<b>HISTORY AND RECORDS</b> .....	<b>66-103</b>
Record Book.....	66-104
All-Americans .....	73-75
All-Time Honors .....	76-77
Rebels In The Pros .....	78
MLB Draft Picks .....	79
Year-By-Year Records .....	80

Year-By-Year Schedule/Results .....	81-90
All-Time Series Records.....	91
SEC Tournament Results .....	92
NCAA Tournament Results.....	93-100
Letterwinners.....	101-103

<b>FACILITIES</b> .....	<b>104-105</b>
Oxford-University Stadium/Swayze Field.....	104
All-Time Top Crowds .....	105

<b>MEDIA INFORMATION</b> .....	<b>106-108</b>
Media Services and Policies .....	106-107
Ole Miss Baseball Radio Network .....	108
Ole Miss Learfield/IMG Sports Marketing.....	108

### CREDITS

**Editors:** Mitch Praxl

**Graphic design by:** Dan Pellegrino

**Photography:** Associated Press, Joshua McCoy, Petre Thomas, Kevin Bain, Kavanaugh Breazeale, Joey Brent, Scott Burton, Clint Carver, Travis Dannelly, Eddie Gregory, Rob Johnson, Robert Jordan, Daniel Keeney, Nathan Latil, Deste Lee, Cindy Loo, Darrell McAlister, Anne McDaniel, Chris Markerson, R.D. Moore, Ryan Moore, Bruce Newman, Jeff Nycz, Danny Parker, Langston Rogers, Matthew Sharpe, John Seymour, Getty Images, USA TODAY Sports, Boston Red Sox, Los Angeles Angels, New York Yankees, Minnesota Twins, Colorado Rockies, Pittsburgh Pirates, Cincinnati Reds, Oakland Athletics, Chicago Cubs, Seattle Mariners, Washington Nationals, Miami Marlins, St. Louis Cardinals, Detroit Tigers, and USA Baseball.

© COPYRIGHT UNIVERSITY OF MISSISSIPPI

The 2022 Ole Miss Baseball Guide was published by the University of Mississippi Athletics Communications Office and designed using Adobe InDesign and Adobe Photoshop. All contents of this issue are copyrighted 2022 by The University of Mississippi. Reproduction without written permission is strictly prohibited.

### ON THE COVERS

The front cover of the 2022 Ole Miss Baseball Media Guide, with photography by Joshua McCoy, features Justin Bench, Hayden Dunhurst, Tim Elko and Kevin Graham. Covers and graphics designed by Dan Pellegrino.

### MEDIA CONTACT

Mitch Praxl  
Associate Director of Communications  
Phone: 662-816-9914  
Email: mjpraxl@olemiss.edu  
Twitter: @MitchPraxl

### CONNECT

Official Site: [OleMissSports.com](http://OleMissSports.com)  
Gameday Site: [OleMissGameday.com](http://OleMissGameday.com)  
Twitter: @OleMissBSB  
Instagram: @OleMissBSB  
Facebook: /OleMissBaseball  
TikTok: @OleMissBSB



## NUMERICAL

NO.	NAME	POS.	B/T	HT./WT.	YR.-EXP.	HOMETOWN/PREVIOUS SCHOOL
1	Peyton Chatagnier	IF	R/R	5-10/175	Jr.-2L	Cypress, Texas/Cy-Fair
2	Derek Diamond	RHP	R/R	6-2/200	Jr.-2L	Ramona, Calif./Ramona
3	Hudson Sapp	OF	L/L	5-11/185	R-Fr.-RS	Dawsonville, Ga./Dawson County
4	Knox Loposer	C	R/R	5-10/195	Sr.*-3L	Madison, Miss./Jackson Prep
6	Reagan Burford	IF	R/R	6-0/180	So.-JC	Germantown, Tenn./Northwest Florida State
7	Jacob Gonzalez	IF	L/R	6-2/200	So.-1L	Glendora, Calif./Glendora
8	Justin Bench	IF/OF	R/R	6-0/185	Sr.*-3L	Redington Beach, Fla./ Calvary Christian
9	Hayden Leatherwood	OF	L/R	6-1/200	Sr.-2L	Collierville, Tenn./Northwest Mississippi CC
12	Kemp Alderman	OF/IF/C	R/R	6-3/265	So.-1L	Decatur, Miss./Newton County Academy
13	Hayden Dunhurst	C	L/R	5-11/220	Jr.-2L	Carriere, Miss./Pearl River Central
14	Tim Simay	IF	R/R	6-0/160	Fr.-HS	Hoschton, Ga./Mill Creek
16	TJ McCants	IF/OF	L/R	6-3/190	So.-1L	Cantonment, Fla./Pensacola Catholic
17	John Kramer	OF	L/L	6-1/215	Fr.-HS	Wildwood, Mo./Lafayette
18	Mitch Murrell	RHP	R/R	6-4/210	Jr.-2L	Ocean Springs, Miss./Ocean Springs
19	Matt Parenteau	RHP	R/R	6-6/220	Jr.-JC	Carmel, Ind./Parkland College
20	Calvin Harris	C/INF	L/R	6-0/205	So.-1L	Peosta, Iowa/Western Dubuque
21	Drew McDaniel	RHP	R/R	6-2/185	Jr.-2L	Lafayette, La./Saint Thomas More
22	Max Cioffi	RHP	R/R	6-4/220	Sr.-4L	Chicago, Ill./Saint Patrick
23	Josh Mallitz	RHP	R/R	6-3/195	So.-1L	Tampa, Fla./Tampa Jesuit
24	Jackson Kimbrell	LHP	R/L	6-1/195	Jr.-2L	Birmingham, Ala./Oak Mountain
25	Tim Elko	IF/OF	R/R	6-4/240	Sr.-4L	Lutz, Fla./Hillsborough
26	Hunter Elliott	LHP	L/L	6-3/205	Fr.-HS	Tupelo, Miss./Tupelo
27	John Gaddis	LHP	L/L	6-0/190	Sr.-TR	Corpus Christi, Texas/Texas A&M CC
28	Banks Tolley	OF	R/R	6-0/185	Jr.-JC	Madison, Miss./Meridian CC
29	Luke Ellis	LHP	L/L	6-1/175	Fr.-HS	Somerville, Tenn./St. Benedict at Auburndale
32	Noah Magee	RHP	R/R	6-0/220	Jr.-JC	Mount Olive, Miss./Simpson Academy
33	Ben Van Cleve	IF	R/R	6-3/265	Sr.-2L	Indianola, Miss./Northwest Mississippi CC
34	Riley Maddox	RHP	R/R	6-1/185	Fr.-HS	Pearl, Miss./Jackson Prep
35	Kevin Graham	IF/OF	L/R	6-1/195	Sr.*-3L	O'Fallon, Mo./Westminster Christian
37	Brandon Johnson	RHP	R/R	6-0/195	Sr.*-1L	Cottondale, Ala./Columbia State CC
38	Logan Savell	RHP	R/R	6-4/185	R-Jr.-2L	Madison, Miss./Madison Central
39	Jack Dougherty	RHP	R/R	6-4/215	So.-1L	Collierville, Tenn./Collierville
40	Garrett Wood	IF	S/R	5-11/175	Sr.*-1L	Claremore, Okla./Johnson County CC
43	Cole Baker	RHP	R/R	6-2/195	Jr.-2L	Hoover, Ala./Hoover
44	Dylan DeLucia	RHP	R/R	6-1/205	Jr.-JC	Port Orange, Fla./Northwest Florida State
45	Mason Nichols	RHP	R/R	6-5/205	Fr.-HS	Jackson, Miss./Jackson Prep
48	Brayden Jones	RHP	R/R	6-0/185	Fr.-HS	Madison, Miss./Madison-Ridgeland Academy
50	Blake McGehee	RHP	R/R	6-0/170	Fr.-HS	Tioga, La./Tioga
54	Tywone Malone^	IF	R/R	6-4/315	Fr.-HS	Jamesburg, N.J./Bergen Catholic
55	Wes Burton	RHP	R/R	6-8/235	Jr.-2L	Santa Monica, Calif./Windward School
56	Jack Washburn	RHP	R/R	6-2/211	Jr.-TR	Webster, Wis./Oregon State

\* - Has an additional year of eligibility due to COVID-19 pandemic ^

## COACHING AND SUPPORT STAFF

NO.	NAME	POSITION	AT OLE MISS	ALMA MATER (YEAR)
5	Mike Bianco	Head Coach	22nd Season	LSU (1989)
15	Carl Lafferty	Assistant Coach	16th Season	Ole Miss (2004)
30	Mike Clement	Assistant Coach	8th Season	Morningside (2002)
36	Chris Cleary	Volunteer Assistant Coach	4th Season	Menlo (2012)
	Sam Slavik	Director of Operations (External Affairs)	2nd Season	Cincinnati (2011)
	Chris Goudoras	Director of Operations (Internal Affairs)	5th Season	Bentley (2015)
	Josh Porter	Senior Athletic Trainer	10th Season	UNCG (2007)
	Zach Boone	Strength and Conditioning	5th Season	West Virginia (2011)

## ALPHABETICAL

NO.	NAME	PRONUNCIATION
12	Alderman, Kemp	
43	Baker, Cole	
8	Bench, Justin	
6	Burford, Reagan	
55	Burton, Wes	
1	Chatagnier, Peyton	SHOT-AHN-yay
22	Cioffi, Max	CHO-fee
44	DeLucia, Dylan	De-LOO-sha
2	Diamond, Derek	
39	Dougherty, Jack	
13	Dunhurst, Hayden	
25	Elko, Tim	
29	Ellis, Luke	
26	Elliott, Hunter	
27	Gaddis, John	
7	Gonzalez, Jacob	
35	Graham, Kevin	
20	Harris, Calvin	
37	Johnson, Brandon	
46	Jones, Brayden	
24	Kimbrell, Jackson	
17	Kramer, John	
9	Leatherwood, Hayden	
4	Loposer, Knox	La-POSS-er
34	Maddox, Riley	
32	Magee, Noah	
23	Mallitz, Josh	MAL-its
54	Malone, Tywone	Tie-wahn
16	McCants, TJ	
21	McDaniel, Drew	
50	McGehee, Blake	
18	Murrell, Mitch	
45	Nichols, Mason	
19	Parenteau, Matt	Pa-REN-toe
3	Sapp, Hudson	
38	Savell, Logan	Suh-VELL
14	Simay, Tim	Sim-AY
28	Tolley, Banks	
33	Van Cleve, Ben	
56	Washburn, Jack	
40	Wood, Garrett	

## BY STATE

NO.	STATE	NO.	STATE
3	Alabama	13	Mississippi
3	California	2	Missouri
6	Florida	1	New Jersey
2	Georgia	1	Oklahoma
1	Illinois	2	Texas
1	Iowa	1	Wisconsin
1	Indiana		



1 • Peyton Chatagnier  
Jr. • IF • 2L  
Cypress, Texas  
Cy-Fair



2 • Derek Diamond  
Jr. • RHP • 2L  
Ramona, Calif.  
Ramona



3 • Hudson Sapp  
R-Fr. • OF • RS  
Dawsonville, Ga.  
Dawson County



4 • Knox Lopus  
Sr. • C • 3L  
Madison, Miss.  
Jackson Prep



6 • Reagan Burford  
So. • IF • JC  
Germantown, Tenn.  
Northwest Florida  
State



7 • Jacob Gonzalez  
So. • IF • 1L  
Glendora, Calif.  
Glendora



8 • Justin Bench  
Sr. • IF/OF • 3L  
Redington Beach, Fla.  
Calvary Christian



9 • Hayden Leatherwood  
Sr. • OF • 2L  
Collierville, Tenn.  
Northwest Mississippi CC



12 • Kemp Alderman  
Fr. • OF/IF/C • HS  
Decatur, Miss.  
Newton County Academy



13 • Hayden Dunhurst  
Jr. • C • 2L  
Carriere, Miss.  
Pearl River Central



14 • Tim Simay  
Fr. • IF • HS  
Hoschton, Ga.  
Mill Creek



16 • TJ McCants  
So. • IF/OF • 1L  
Cantonment, Fla.  
Pensacola Catholic



17 • John Kramer  
Fr. • OF • HS  
Wildwood, Mo.  
Lafayette



18 • Mitch Murrell  
Jr. • RHP • 2L  
Ocean Springs, Miss.  
Ocean Springs



19 • Matt Parenteau  
Jr. • RHP • JC  
Carmel, Ind.  
Parkland College



20 • Calvin Harris  
So. • C/INF • 1L  
Peosta, Iowa  
Western Dubuque



21 • Drew McDaniel  
Jr. • RHP • 2L  
Lafayette, La.  
Saint Thomas More



22 • Max Gioffi  
Sr. • RHP • 4L  
Chicago, Ill.  
Saint Patrick



23 • Josh Mallitz  
So. • RHP • 1L  
Tampa, Fla.  
Tampa Jesuit



24 • Jackson Kimbrell  
Jr. • LHP • 2L  
Birmingham, Ala.  
Oak Mountain



25 • Tim Elko  
Sr. • IF/OF • 4L  
Lutz, Fla.  
Hillsborough



26 • Hunter Elliott  
Fr. • LHP • HS  
Tupelo, Miss.  
Tupelo



27 • John Gaddis  
Sr. • RHP • TR  
Corpus Christi, Texas  
Texas A&M - Corpus  
Christi



28 • Banks Tolley  
Jr. • OF • JC  
Madison, Miss.  
Meridian CC



31 • Luke Ellis  
Fr. • LHP • HS  
Somerville, Tenn.  
St. Benedict at  
Auburndale



32 • Noah Magee  
Jr. • RHP • JC  
Mount Olive, Miss.  
Hinds CC



33 • Ben Van Cleve  
Sr. • IF • 2L  
Indianola, Miss.  
Northwest Mississippi  
CC



34 • Riley Maddox  
Fr. • RHP • HS  
Pearl, Miss.  
Jackson Prep



35 • Kevin Graham  
Sr. • IF/OF • 3L  
O'Fallon, Mo.  
Westminster Christian



37 • Brandon Johnson  
Sr. • RHP • 1L  
Cottondale, Ala.  
Columbia State CC



38 • Logan Savell  
Jr. • RHP • 2L  
Madison, Miss.  
Madison Central HS



39 • Jack Dougherty  
So. • RHP • 1L  
Collierville, Tenn.  
Collierville



40 • Garrett Wood  
Sr. • IF • 1L  
Claremore, Okla.  
Johnson County CC



43 • Cole Baker  
Jr. • RHP • 2L  
Hoover, Ala.  
Hoover



44 • Dylan DeLucia  
Jr. • RHP • JC  
Port Orange, Fla.  
Northwest Florida  
State



45 • Mason Nichols  
Fr. • RHP • HS  
Jackson, Miss.  
Jackson Prep



46 • Brayden Jones  
Fr. • RHP • HS  
Madison, Miss.  
Madison-Ridgeland  
Academy



50 • Blake McGehee  
Fr. • RHP • HS  
Tioga, La.  
Tioga



54 • Tywone Malone  
Fr. • IF • HS  
Jamesburg, N.J.  
Bergen Catholic



55 • Wes Burton  
Jr. • RHP • 2L  
Santa Monica, Calif.  
Windward School



56 • Jack Washburn  
Jr. • RHP • TR  
Webster, Wisc.  
Webster State



5 • Mike Bianco  
Head Coach  
21st Season



15 • Carl Lafferty  
Assistant Coach  
15th Season



30 • Mike Clement  
Assistant Coach  
7th Season



36 • Chris Cleary  
Volunteer Assistant Coach  
3rd Season



# SCHEDULE

DATE	OPPONENT	LOCATION	NETWORK	TIME (CT)
Feb. 18 (Fri.)	CHARLESTON SOUTHERN	Oxford, Miss.	SEC Network +	4 p.m.
Feb. 19 (Sat.)	CHARLESTON SOUTHERN	Oxford, Miss.	SEC Network +	1:30 p.m.
Feb. 20 (Sun.)	CHARLESTON SOUTHERN	Oxford, Miss.	SEC Network +	1:30 p.m.
Feb. 22 (Tue.)	ARKANSAS STATE	Oxford, Miss.	SEC Network +	4 p.m.
Feb. 25 (Fri.)	VCU	Oxford, Miss.	SEC Network +	4 p.m.
Feb. 26 (Sat.)	VCU	Oxford, Miss.	SEC Network +	Noon
Feb. 27 (Sun.)	VCU	Oxford, Miss.	SEC Network +	Noon
Mar. 1 (Tue.)	ULM	Oxford, Miss.	SEC Network +	6:30 p.m.
Mar. 2 (Wed.)	ULM	Oxford, Miss.	SEC Network +	4 p.m.
Mar. 4 (Sat.)	at UCF	Orlando, Fla.	TBA	5 p.m.
Mar. 5 (Sat.)	at UCF	Orlando, Fla.	TBA	3 p.m.
Mar. 6 (Sun.)	at UCF	Orlando, Fla.	TBA	11 a.m.
Mar. 8 (Tue.)	MEMPHIS	Oxford, Miss.	SEC Network +	6:30 p.m.
Mar. 9 (Wed.)	ALCORN STATE	Oxford, Miss.	SEC Network +	6:30 p.m.
Mar. 11 (Fri.)	ORAL ROBERTS	Oxford, Miss.	SEC Network +	6:30 p.m.
Mar. 12 (Sat.)	ORAL ROBERTS	Oxford, Miss.	SEC Network +	1:30 p.m.
Mar. 13 (Sun.)	ORAL ROBERTS	Oxford, Miss.	SEC Network +	1:30 p.m.
Mar. 15 (Tue.)	at Southeastern Louisiana	Hammond, La.	TBA	6 p.m.
Mar. 17 (Thu.)	at Auburn*	Auburn, Ala.	SEC Network	6 p.m.
Mar. 18 (Fri.)	at Auburn*	Auburn, Ala.	TBA	6 p.m.
Mar. 19 (Sat.)	at Auburn*	Auburn, Ala.	TBA	2 p.m.
Mar. 22 (Tue.)	at Memphis	Memphis, Tenn.	TBA	6 p.m.
Mar. 25 (Fri.)	TENNESSEE*	Oxford, Miss.	SEC Network +	6:30 p.m.
Mar. 26 (Sat.)	TENNESSEE*	Oxford, Miss.	SEC Network	7 p.m.
Mar. 27 (Sun.)	TENNESSEE*	Oxford, Miss.	SEC Network +	1:30 p.m.
Mar. 29 (Tue.)	NORTH ALABAMA	Oxford, Miss.	SEC Network +	6:30 p.m.
Apr. 1 (Fri.)	at Kentucky*	Lexington, Ky.	TBA	5:30 p.m.
Apr. 2 (Sat.)	at Kentucky*	Lexington, Ky.	TBA	1 p.m.
Apr. 3 (Sun.)	at Kentucky*	Lexington, Ky.	TBA	Noon
Apr. 5 (Tue.)	SOUTHERN MISS #	Pearl, Miss.	TBA	6 p.m.
Apr. 8 (Fri.)	ALABAMA*	Oxford, Miss.	SEC Network +	6:30 p.m.
Apr. 9 (Sat.)	ALABAMA*	Oxford, Miss.	SEC Network +	2 p.m.
Apr. 10 (Sun.)	ALABAMA*	Oxford, Miss.	SEC Network	2 p.m.
Apr. 12 (Tue.)	MURRAY STATE	Oxford, Miss.	SEC Network +	11 a.m.
Apr. 14 (Thu.)	at South Carolina*	Columbia, S.C.	TBA	6 p.m.
Apr. 15 (Fri.)	at South Carolina*	Columbia, S.C.	TBA	6 p.m.
Apr. 16 (Sat.)	at South Carolina*	Columbia, S.C.	TBA	Noon
Apr. 19 (Tue.)	SOUTHEAST MISSOURI	Oxford, Miss.	SEC Network +	6:30 p.m.
Apr. 21 (Thu.)	MISSISSIPPI STATE*	Oxford, Miss.	SEC Network	6 p.m.
Apr. 22 (Fri.)	MISSISSIPPI STATE*	Oxford, Miss.	SEC Network +	6:30 p.m.
Apr. 23 (Sat.)	MISSISSIPPI STATE*	Oxford, Miss.	ESPN2	3:30 p.m.
Apr. 26 (Tue.)	MISSISSIPPI STATE #	Pearl, Miss.	TBA	6 p.m.
Apr. 29 (Fri.)	at Arkansas*	Fayetteville, Ark.	TBA	6:30 p.m.
Apr. 30 (Sat.)	at Arkansas*	Fayetteville, Ark.	ESPN2	7 p.m.
May 1 (Sun.)	at Arkansas*	Fayetteville, Ark.	ESPN2	1 p.m.
May 6 (Fri.)	MISSOURI*	Oxford, Miss.	SEC Network +	6:30 p.m.
May 7 (Sat.)	MISSOURI*	Oxford, Miss.	SEC Network +	6 p.m.
May 8 (Sun.)	MISSOURI*	Oxford, Miss.	SEC Network +	1:30 p.m.
May 11 (Wed.)	at Southern Miss	Hattiesburg, Miss.	TBA	6 p.m.
May 13 (Fri.)	at LSU*	Baton Rouge, La.	ESPN2	7:30 p.m.
May 14 (Sat.)	at LSU*	Baton Rouge, La.	SEC Network	2 p.m.
May 15 (Sun.)	at LSU*	Baton Rouge, La.	TBA	1 p.m.
May 17 (Tue.)	at Arkansas State	Jonesboro, Ark.	TBA	6 p.m.
May 19 (Thu.)	TEXAS A&M*	Oxford, Miss.	SEC Network +	6:30 p.m.
May 20 (Fri.)	TEXAS A&M*	Oxford, Miss.	SEC Network +	6:30 p.m.
May 21 (Sat.)	TEXAS A&M*	Oxford, Miss.	SEC Network +	1:30 p.m.
May 24-29	SEC Tournament	Hoover, Ala.	SEC Network	TBA
June 3-6	NCAA Regionals	TBD	TBA	TBA
June 10-13	NCAA Super Regionals	TBD	TBA	TBA
June 17-27	College World Series	Omaha, Neb.	TBA	TBA

\* - SEC Game

# - Pearl, Miss.

**BOLD** - Home Game



# QUICK FACTS

## GENERAL INFORMATION

Name . . . . . University of Mississippi (Ole Miss)  
 Location . . . . . Oxford, Miss.  
 Founded . . . . . Nov. 6, 1848  
 Enrollment . . . . . 21,676  
 Nickname . . . . . Rebels  
 Colors . . . . . Cardinal Red & Navy Blue  
 Conference . . . . . Southeastern (West)  
 Chancellor . . . . . Dr. Glenn Boyce  
 Vice Chancellor for Intercollegiate Athletics . . . . . Keith Carter  
 Faculty Athletics Representative . . . . . Ron Rychlak  
 Athletics Department Phone . . . . . 662.915.7241

## STADIUM INFORMATION

Home Stadium . . . . . Oxford-University Stadium/Swayze Field  
 Capacity . . . . . 11,477  
 Dimensions . . . . . LF-330, LC-365, CF-390, RC-365, RF-330

## COACHING STAFF

Head Coach . . . . . Mike Bianco  
 Alma Mater . . . . . LSU, 1989  
 Record at Ole Miss . . . . . 812-462-1 (.638)  
 Year at Ole Miss . . . . . 22nd  
 Overall Record (23 years) . . . . . 912-533-1 (.631)  
 Assistant Coach . . . . . Carl Lafferty  
 Alma Mater . . . . . Ole Miss, 2004  
 Year at Ole Miss . . . . . 16th  
 Assistant Coach . . . . . Mike Clement  
 Alma Mater . . . . . Morningside College, 2002  
 Year at Ole Miss . . . . . 8th  
 Volunteer Assistant Coach . . . . . Chris Cleary  
 Alma Mater . . . . . Menlo College, 2012  
 Year at Ole Miss . . . . . 4th  
 Student Coach . . . . . Henri Lartigue  
 Alma Mater . . . . . Ole Miss, Not Graduated  
 Year at Ole Miss . . . . . 1st

## SUPPORT STAFF

Director of Operations (External Affairs) . . . . . Sam Slavik  
 Alma Mater . . . . . Cincinnati, 2011  
 Year at Ole Miss . . . . . 2nd  
 Director of Operations (Internal Affairs) . . . . . Chris Goudoras  
 Alma Mater . . . . . Bentley University, 2015  
 Year at Ole Miss . . . . . 5th  
 Athletic Trainer . . . . . Josh Porter  
 Alma Mater . . . . . UNCG, 2007  
 Year at Ole Miss . . . . . 10th  
 Strength and Conditioning . . . . . Zach Boone  
 Alma Mater . . . . . West Virginia, 2011  
 Year at Ole Miss . . . . . 5th

## PROGRAM HISTORY

First Year of Baseball . . . . . 1893  
 All-Time Overall Record (120 Seasons) . . . . . 2,285-1633-20 (.583)  
 All-Time SEC Record (120 Seasons) . . . . . 868-971-2 (.472)  
 SEC Regular Season Championships . . . . . 7 (1959, '60, '64, '69, '72, '77, 2009)  
 SEC Tournament Championships . . . . . 3 (1977, 2006, '18)  
 SEC Western Division Championships . . . . . 15 (1954, '56, '59, '60, '63, '64, '67, '69, '72, '77, '82, 2005, '09, '14, '18)  
 NCAA Tournament Appearances . . . . . 24 (Most recent - 2021)  
 All-Time NCAA Tournament Record . . . . . 62-53 (.539)  
 NCAA Regional Championships . . . . . 11 (1956, '64, '69, '72, '05, '06, '07, '09, '14, '19, '21)  
 NCAA Super Regional Appearances . . . . . 7 (2005, '06, '07, '09, '14, '19, '21)  
 College World Series Appearances . . . . . 5 (1956, '64, '69, '72, '14)  
 All-America Selections . . . . . 35  
 All-SEC Selections . . . . . 158  
 MLB Draft Selections . . . . . 202

## 2021 TEAM INFORMATION

2021 Overall Record . . . . . 45-22 (.672)  
 2021 SEC Record (Finish) . . . . . 18-12 (.600 - 3rd West)  
 2021 Tournament . . . . . Semifinals  
 2021 NCAA Postseason . . . . . NCAA Oxford Regional Champion  
 . . . . . NCAA Tucson Super Regional Qualifier

## 2022 OUTLOOK

Letterwinners Returning/Lost . . . . . 24/13  
 Position Starters Returning/Lost . . . . . 8/1  
 Pitchers Returning/Lost . . . . . 11/8  
 Newcomers . . . . . 18

## COMMUNICATIONS

Baseball Communications Contact . . . . . Mitch Praxl  
 Email . . . . . mjpraxl@olemiss.edu  
 Cell Phone . . . . . 662.816.9914  
 Mailing Address . . . . . 164 Jeanette Phillips Drive, University, MS 38677  
 Website . . . . . www.OleMissSports.com  
 Baseball Twitter . . . . . @OleMissBSB  
 Baseball Instagram . . . . . olemissbsb  
 Baseball Facebook . . . . . Facebook.com/OleMissBaseball  
 Baseball TikTok . . . . . olemissbsb  
 Ole Miss Athletics Twitter . . . . . @OleMissSports  
 Ole Miss Athletics Facebook . . . . . Facebook.com/OleMissSports  
 Ole Miss Athletics Instagram . . . . . olemissathletics

## ATHLETICS COMMUNICATIONS STAFF



**Kyle Campbell**  
Associate A.D. for  
Communications



**Brad Sheffield**  
Director



**Mitch Praxl**  
Associate Director  
(BSB Contact)



**Alex Sims**  
Associate Director



**Tyler Wooten**  
Associate Director



**Connor Allen**  
Assistant Director



**Madeline Marshall**  
Assistant Director



# MIKE BIANCO

## RUN DOWN

Ole Miss named Mike Bianco head coach of the Rebel baseball program on June 7, 2000. Since then, Bianco has become the winningest coach in program history and one of the top coaches in Southeastern Conference history while establishing Ole Miss as one of the premier programs in college baseball.

In 21 seasons leading the program, Bianco has delivered 17 postseason appearances, including seven Super Regional berths and a trip to the College World Series in 2014. He has racked up 812 victories, holding a 812-462-1 (.637) record. Those wins are the most in Rebel baseball history and rank third all-time among coaches in the SEC. He also stands as the winningest and longest-active coach in the SEC among the sports of baseball, men's basketball and football. The Rebels have reached the 30-win plateau in each of Bianco's 20 full seasons, including nine 40-win campaigns, proving that the Rebels don't rebuild under Bianco—they reload.

The Rebels posted three straight 40-win seasons from 2005-07 for the first time in school history and have hit the program record of 48 wins three times, most recently a 48-17 (.738) season in 2018, which came as the best win percentage by a Rebel team in the past 48 seasons. That 48-win campaign set in motion another trio of 40-win seasons in 2018, 2019 and 2021.

Ole Miss was poised for another 40-win season in 2020, racing out to a 16-1 start before the campaign was cut short due to the spread of COVID-19. The Rebels ended the season on a 16-game win streak—the longest in the nation in 2020 and one short of the program record for consecutive wins. At the conclusion of the shortened season, Bianco became the first Rebel head coach to be named National Coach of the Year, earning the honor from Collegiate Baseball.

To become the all-time winningest coach in Ole Miss history, Bianco passed Rebel legend Jake Gibbs with his 486th win on March 9, 2013, against Lipscomb in non-conference action. On March 6, 2016, he won his 600th game at Ole Miss to become just the ninth coach in SEC history to record at least 600 wins. On May 11, 2018, Bianco became just the fifth coach in history to record 700 wins with an SEC school, as well as earning his 800th career win with a victory over Auburn.

The Rebel skipper added multiple milestones in 2019, including notching his 300th win in SEC play as Ole Miss turned in a dominant 12-4 victory over Florida on April 5. When his Rebels defeated Texas A&M 13-3 on Friday, April 26, Bianco won his 739th game as the head coach in Oxford, moving him to third all-time in SEC history ahead of South Carolina's Ray Tanner.

With a road SEC win at Texas A&M on May 8, 2021, gave Bianco 900 for his career, including 800 in a Rebel uniform to become one of 16 active head coaches with 900 career victories and one of just two in the SEC alongside LSU's Paul Mainieri and Arkansas' Dave Van Horn. The SEC's winningest active coach joined Ron Polk and Skip Bertman as the only coaches in conference history with 800 wins.

The winning tradition has led to a wealth of success in the nation's strongest baseball conference. Under Bianco, the Rebels have won four SEC Western Division titles, two SEC Tournament titles and one SEC regular-season championship, coming in 2009. Ole Miss captured the SEC Tournament title in 2006 and again in 2018. The Rebels also won the SEC West crown in 2018, becoming just the second in program history to win both a divisional and tournament title in the same season. The Rebels have finished .500 or above in 17 of Bianco's 20 seasons.

### MLB REBS

The excellence on the field has not gone unnoticed over the past 21 seasons under Bianco. The Rebels have seen 119 Major League Baseball draft picks in that time, including a combined 20 in the past four seasons.

At least three Rebels have been selected in each of the past 17 full seasons of the Bianco Era. Prior to Bianco's arrival, Ole Miss eclipsed four draftees just three times.

In the Bianco Era, Rebel pitchers have accounted for 68 selections in the MLB Draft, including three first-rounders. Drew Pomeranz was selected fifth overall in 2010, becoming the highest-selected Rebel ever, part of a class that featured five Ole Miss pitchers taken in the top 100 picks. Ryan Rolison joined Pomeranz as a first-round selection in 2018 when he was taken 22nd overall by the Colorado Rockies. Gunnar Hoglund became the third Rebel pitcher



QUICK HITS	
POSITION	HEAD COACH
YEAR AT OLE MISS	22ND
CAREER RECORD	912-533-1 (24 SEASONS)
RECORD AT OLE MISS	812-462-1 (21 SEASONS)
ALMA MATER	LSU, 1989
HOMETOWN	SEMINOLE, FLA.
BIRTHDAY	MAY 3, 1967

coached by Bianco selected in the first round, earning the No. 19 pick from the Toronto Blue Jays.

Bianco has also tutored 18 catchers who have gone on to sign professional contracts. In 2018 and 2019, three Rebels were drafted as catchers in the top six rounds. Nick Fortes signed with the Miami Marlins after they chose him in the fourth round in 2018, while Thomas Dillard (5th Round - Milwaukee Brewers) and Cooper Johnson (6th Round - Detroit Tigers) were quickly taken off the board in 2019.

In his 28 years as either an assistant or head coach at Northwestern State, LSU, McNeese State and Ole Miss, Bianco has coached 159 players who have gone on to sign professional contracts. Among those 159 players, 31 have made Major League rosters, including 20 Rebels in the past 21 seasons.



T.J. Beam (New York Yankees) was the first player from the Bianco Era to be called up in 2006, followed by Seth Smith (Colorado) in 2007 and Matt Tolbert (Minnesota) in 2008. Chris Coghlan (Florida) was named the 2009 National League Rookie of the Year, while Matt Maloney (Cincinnati) made his MLB debut that same season. Alex Presley (Pittsburgh) became the sixth Bianco-coached Rebel to get the call to the majors in 2010.

Right-hander Lance Lynn (St. Louis), shortstop Zack Cozart (Cincinnati) and left-hander Drew Pomeranz (Colorado) became the next crop of player to make their Major League debuts, getting the call to the big leagues in 2011. Those call ups gave the Rebels eight players active in the Majors in the 2011 season, the second most of any Southeastern Conference team that season. Seven players appeared on Major League rosters in the 2013 season, including the call up of right-hander Phillip Irwin (Pittsburgh) that year. Right-hander Aaron Barrett (Washington) made his Major League debut on March 31, 2014.

Matt Tracy was called up to the big leagues by the New York Yankees, April 11, 2015, and made his debut later that day. Just over one month later, another former Rebel pitcher made his Major League debut as David Goforth began pitching out of the bullpen for the Milwaukee Brewers. In 2016, Mike Mayers (St. Louis) became the 14th Bianco-coached Rebel to see his big league dream come true, earning a start for the Cardinals against the Los Angeles Dodgers on Sunday Night Baseball.

Johnny Bench Award winner Stuart Turner saw his dream come true when he made the Cincinnati Reds roster to start the 2017 season. Less than a month into the season, the Oakland Athletics called up Bobby Wahl as the next Rebel to make his MLB debut. Braxton Lee earned MLB Reb when he

earned a spot on the 2018 Opening Day roster for the Miami Marlins. Two more Rebels added their names to the MLB ranks in 2019 as pitchers Chris Ellis (Kansas City) and Jacob Waguespack (Toronto) toed the rubber in the bigs and former backstop Nick Fortes became the latest Rebel to reach the majors in 2021, clobbering a home run in his debut with the Marlins.

### AWARD-WINNING REBELS

On the field, Bianco has established a tradition of developing some of the nation's top players, as the Rebels have seen a combined 89 selections to All-America and Freshman All-America teams over the past 21 seasons.

During the 2021 campaign, Doug Nihazy became the program's fourth two-time All-American and its third unanimous All-American. Taylor Broadway and Jacob Gonzalez joined Nihazy on the All-American teams, Gonzalez being just the second true freshman in program history, alongside Stephen Head, to be named an All-American. Gonzalez was also tabbed as a freshman All-American along with TJ McCants, giving Ole Miss two or more Freshman All-Americans for six consecutive seasons, a total of 14 in that span.

Ole Miss also became the first school to produce two different finalists for the Johnny Bench Award in consecutive seasons when Stuart Turner and Will Allen were named as finalists in 2013 and 2014, respectively. Turner claimed the award in 2013, becoming the first catcher in program history to be tabbed as the national catcher of the year. Nick Fortes and Hayden Dunhurst carried on the tradition in 2018 and 2021, earning Johnny Bench Award semifinalist nods.

Grae Kessinger added to the award-winning tradition in 2019. The Rebel legacy was named the Brooks

## THE BIANCO FILE

Season	School	Record/Postseason
1998	McNeese State	30-26
1999	McNeese State	31-25
2000	McNeese State (Southland)	39-20
2001	Ole Miss	39-23-1
2002	Ole Miss	37-19
2003	Ole Miss	35-27
2004	Ole Miss	39-21
2005	Ole Miss (SEC West)	48-20**
2006	Ole Miss (SEC Tournament)	44-22**
2007	Ole Miss	40-25**
2008	Ole Miss	39-26
2009	Ole Miss (SEC Regular-Season)	44-20**
2010	Ole Miss	39-24
2011	Ole Miss	30-25
2012	Ole Miss	37-26
2013	Ole Miss	38-24
2014	Ole Miss (SEC West)	48-21***
2015	Ole Miss	30-28
2016	Ole Miss	43-19
2017	Ole Miss	32-25
2018	Ole Miss (SEC West, SEC Tournament)	48-17
2019	Ole Miss	41-27**
2020	Ole Miss	16-1 <sup>^</sup>
2021	Ole Miss	45-22**

() - Indicates conference championship  
**Bold** - Earned NCAA Tournament berth  
 \*\* - Advanced to NCAA Super Regional  
 \*\*\* - Advanced to College World Series  
 ^ - Season shortened due to COVID-19 pandemic

### COACHING HONORS

2020 National Coach of the Year (Collegiate Baseball)  
 2000 Southland Conference Coach of the Year

### PLAYING CAREER

1986-87 Indian River Community College (FL)  
 1988-89 LSU

### PLAYING HONORS

2003 Indian River Community College Hall of Fame  
 2008 All-Alex Box Stadium: Omaha Era Team at LSU  
 2010 Seminole High School Hall of Fame

### EDUCATION

1989 Bachelor of Arts in General Studies, LSU  
 1995 Masters of Student Personnel Services, Northwestern State

### FAMILY

Married to the former Camille Marquette; Five children: Michael, Benjamin, Andrew, Samuel and Catherine

Wallace Award Winner, given annually to the nation's top shortstop, becoming the first player in program history to win the award.

Another Rebel shortstop made history in 2021 when Jacob Gonzalez became the program's first National Freshman of the Year, bestowed by D1Baseball.

The Rebels have totaled 70 All-SEC nods under Bianco. Most recently, Doug Nihazy was named First Team All-SEC in 2021. Justin Bench earned Second Team All-SEC honors, as did Hayden Dunhurst, who was also named to the All-Newcomer and All-Defense teams. Jacob Gonzalez and TJ



McCants were named to the SEC All-Freshman team, giving Ole Miss seven honors for Bianco's 21st season.

Bianco's Rebels have brought home a number of awards from the league office as well, including Stephen Head's SEC Player of the Year laurel in 2004, Drew Pomeranz earning SEC Pitcher of the Year honors in 2010 and the Rebels' trio of SEC Freshman of the Year winners: Seth Smith in 2002, Head in 2003 and Jordan Henry in 2007. In 2021, Tim Elko became the program's first SEC Scholar-Athlete of the Year.

Bianco has also coached five C Spire Ferriss Trophy winners, given annually to the best college baseball player in Mississippi. Head won it in 2004, followed by Brian Pettway in 2005, Scott Bittle in 2008, Pomeranz in 2010 and Austin Bousfield in 2014. The Rebels had three Ferriss Trophy finalists in 2021, Doug Nikhazy, Kevin Graham and Gunnar Hognlund.

The Rebels have also celebrated great academic success under Bianco. Five of his Rebels have been named CoSIDA Academic All-District. The SEC's First-Year Academic Honor Roll has included 87 Bianco-coached Rebels, while 232 student-athletes have been selected to the SEC Academic Honor Roll.

### NATIONAL TREASURE

Bianco's on-field accomplishments have been recognized nationally, as the Rebel skipper was selected to serve as an assistant coach with the USA Baseball Collegiate National Team in the summer of 2013.

Ole Miss has a strong history with Team USA. Ten Rebels have competed internationally for USA Baseball in the Bianco Era. Seth Smith and Stephen Head both competed for the 2003 edition of the Collegiate National Team. Zack Cozart made the national squad in 2006, and Cody Satterwhite and Lance Lynn kept that going in 2007.

Drew Pomeranz became the sixth Rebel to sport the American flag uniform in 2009, followed by Bobby Wahl in 2012 and Dallas Woolfolk in 2017. Parker Caracci carried on the tradition in 2018, earning a spot on the Team USA roster, where he posted a perfect 0.00 ERA with two saves and opposing batting average of .094 in 9.2 innings of work. Doug Nikhazy made it three straight seasons with a Rebel arm wearing the Stars and Stripes, earning a spot on the 24-man roster for the 2019 summer.

### ELECTRIC ATMOSPHERE AT SWAYZE

The excitement on the field has spilled over into the stands, where Ole Miss baseball fans have taken notice and shown their appreciation. Attendance continues to rise under Bianco as Oxford-University Stadium has been established as one of the best

## PLAYERS DRAFTED UNDER BIANCO

### AT OLE MISS

**2021**  
Gunnar Hognlund 1st/Toronto  
Doug Nikhazy 2nd/Cleveland  
Taylor Broadway 6th/Chicago White Sox

**2020**  
Anthony Servideo 3rd/Baltimore  
Tyler Keenan 4th/Seattle

**2019**  
Grae Kessinger 2nd/Houston  
Will Ethridge 5th/Colorado  
Thomas Dillard 5th/Milwaukee  
Cooper Johnson 6th/Detroit  
\*Parker Caracci 21st/Toronto  
Cole Zabowski 22nd/Detroit  
Zack Phillips 27th/Kansas City  
Houston Roth 29th/Baltimore

**2018**  
Ryan Rolison 1st/Colorado  
Nick Fortes 4th/Miami  
Brady Feigl 5th/Oakland  
James McArthur 12th/Philadelphia  
Ryan Olenek 17th/San Francisco  
Will Golsan 26th/Colorado  
Parker Caracci 37th/Toronto

**2017**  
David Parkinson 12th/Philadelphia  
Tate Blackman 13th/Chicago  
Colby Bortles 22nd/Detroit  
Brady Feigl 35th/L.A. Angels  
Kyle Watson 37th/Pittsburgh

**2016**  
J.B. Woodman 2nd/Toronto  
Errol Robinson 6th/L.A. Dodgers  
Henri Lartigue 7th/Philadelphia  
Chad Smith 11th/Miami  
\*Brady Bramlett 13th/Boston  
Wyatt Short 13th/Chicago Cubs

**2015**  
Scott Weathersby 10th/Houston  
Sikes Orvis 17th/Chi. White Sox  
Brady Bramlett 22nd/Oakland  
\*Christian Trent 24th/Milwaukee  
Jacob Waguespack FA/Philadelphia

**2014**  
Chris Ellis 3rd/L.A. Angels  
Austin Bousfield 5th/San Diego  
Austin Anderson 9th/Baltimore  
Josh Laxer 9th/Detroit  
Braxton Lee 12th/Tampa Bay  
Will Allen 13th/Detroit  
Hawtin Buchanan 20th/Seattle  
Aaron Greenwood 28th/Houston  
Christian Trent 28th/L.A. Dodgers

**2013**  
Stuart Turner 3rd/Minnesota  
Mike Mayers 3rd/St. Louis  
Bobby Wahl 5th/Oakland  
Brett Huber 31st/Detroit  
Tanner Bailey 32nd/Detroit

**2012**  
Alex Yarbrough 5th/L.A. Angels  
\*Matt Snyder 10th/N.Y. Yankees  
Dylan Chavez 14th/Boston  
R.J. Hivley 19th/Arizona  
Tanner Mathis 27th/Houston  
Zach Kirksey 29th/Detroit

**2011**  
\*David Goforth 7th/Milwaukee  
Austin Wright 8th/Philadelphia  
Miles Hamblin 12th/Houston  
Matt Crouse 24th/Detroit  
\*Matt Tracy 24th/N.Y. Yankees  
Matt Snyder 44th/Washington

**2010**  
Drew Pomeranz 1st/Cleveland  
\*Aaron Barrett 9th/Washington  
Tim Ferguson 10th/Kansas City  
David Goforth 31st/Cleveland  
Matt Tracy 43rd/Florida

**2009**  
\*Scott Bittle 4th/St. Louis  
Nathan Baker 5th/Pittsburgh  
Jordan Henry 7th/Cleveland  
Brett Bukvich 18th/Florida  
Phillip Irwin 21st/Pittsburgh  
Evan Button 22nd/Arizona  
Aaron Barrett 27th/Texas  
Chris Corrigan 30th/St. Louis  
Kyle Henson 39th/San Francisco  
Matt Smith 49th/Houston  
\*Brett Basham 50th/San Diego

**2008**  
Lance Lynn Sup. 1st/St. Louis  
Cody Satterwhite 2nd/Detroit  
Cody Overbeck 9th/Philadelphia  
Michael Guerrero 21st/Washington  
Logan Power 25th/San Diego  
Justin Cryer 29th/Toronto

**2007**  
Zack Cozart 2nd/Cincinnati  
\*Will Kline 2nd/Tampa Bay  
Justin Henry 9th/Detroit  
Craig Rodriguez 29th/Colorado

**2006**  
Chris Coghlan Sup. 1st/Florida  
Garrett White 6th/Los Angeles  
Alex Presley 8th/Pittsburgh  
Tommy Baumgardner 28th/Colorado  
Justin Brashear 44th/Arizona  
Mark Wright FA/New York Mets

**2005**  
Stephen Head 2nd/Cleveland  
Mark Holliman 3rd/Chi. Cubs  
Matt Maloney 3rd/Philadelphia  
Brian Pettway 3rd/Toronto  
Eric Fowler 5th/Toronto  
Anthony Cupps 7th/Arizona  
\*Barry Gunther 25th/San Francisco  
Cooper Osteen 31st/Philadelphia

**2004**  
Seth Smith 2nd/Colorado  
Jeremy Zick 15th/St. Louis  
\*Matt Tolbert 16th/Minnesota  
Chris Thompson 21st/Arizona  
Charlie Babineaux 28th/San Francisco  
Xan Barksdale Free Agent

**2003**  
\*T.J. Beam 10th/Yankees  
Charlie Waite 23rd/Philadelphia

**2002**  
J.R. Pickens 10th/Oakland  
Jared Gothreaux (McNeese) 16th/Houston  
\*Pete Montrenes 22nd/Colorado

**2001**  
Carl Lafferty 20th/Florida  
Ronnie Goodwin 38th/Florida

### AT MCNEESE STATE

**2000**  
Brad Cresse (LSU) 5th/Arizona  
Cedrick Harris (LSU) 10th/Arizona  
Chris Williams 11th/Cincinnati

**1999**  
Kurt Ainsworth (LSU) 1st/San Francisco  
Ben Broussard 2nd/Cincinnati  
Jeff Leamont (LSU) 9th/N.Y. Yankees  
Kevin Sprague 10th/St. Louis  
Graham Mazur FA/Chi. White Sox

**1998**  
Clay Condrey Free Agent  
Eddy Furniss (LSU) 4th/Pittsburgh  
Jake Esteves (LSU) 6th/San Francisco  
Doug Thompson (LSU) 19th/Colorado  
Chris Demouy (LSU) 24th/Anaheim  
Dan Guillory (LSU) 40th/Cleveland

### AT LSU

**1997**  
Brandon Larson 1st/Cincinnati  
\*Patrick Coogan 3rd/St. Louis  
Casey Cuntz 10th/Arizona  
Mike Koerner 11th/Oakland  
Kevin Shipp 33rd/Philadelphia  
Tom Bernhardt 45th/Chi. Cubs


**1996**  
Eddie Yarnell 3rd/N.Y. Mets  
Nathan Dunn 4th/San Diego  
Warren Morris 5th/Texas  
Tim Lanier 10th/San Diego  
Justin Bowles 16th/Oakland  
Jason Williams 16th/Cincinnati  
\*Brett Laxton 24th/Oakland

**1995**  
Scott Schultz 5th/Cleveland  
Scott Fitterer 22nd/Toronto  
Brian Winders 66th/Kansas City

**1994**  
Todd Walker 1st/Minnesota  
Russ Johnson 1st/Houston

**1993**  
Harry Berrios 8th/Baltimore  
Matt Chamberlain 11th/Pittsburgh  
Mike Sirotko 15th/Chi. White Sox  
Mike Neal 16th/Cleveland  
Trey Rutledge 19th/Cincinnati  
Will Hunt 31st/Detroit  
Armando Rios Free Agent

\* Indicates player drafted in a previous year, but returned to school.  
- Players listed in parentheses were coached by Bianco but went on to play professional ball after he had moved on to another program.



atmospheres in college baseball. Ole Miss has ranked among the nation's top 25 attendance leaders in all of Bianco's 20 seasons. That streak also includes 14 consecutive years ranked in the top five and a No. 2 average attendance ranking in each of the last four full seasons.

The Rebels have taken that crowd support and turned it into a distinct home field advantage. Ole Miss has won 73.5 percent of its home games under Bianco, compiling a 494-177-1 record at Swayze Field.

In addition to the outstanding winning percentage, the demand for seats led to new renovations and additions at O-U Stadium/Swayze Field. Grilling areas, picnic pavilions and terraced seats were added beyond the wall in left field in the Oakes Pavilion. Beyond the right field wall, new terracing along with more grilling areas and picnic pavilions were built in the area heavily populated by Ole Miss students.

Additions to the grandstand including skyboxes and additional grandstand seating were completed in 2009 as O-U Stadium expanded to accommodate the standing room only crowds that have become a mainstay for the Rebels under the leadership of Bianco. Prior to the 2016 season, the Rebels added a new HD video board to the outfield that measures 30'x48' in size to enhance the game day experience.

The latest renovations to O-U Stadium will benefit both players and fans. A \$19 million project, completed right after the 2018 season, included a new Baseball Performance Center, a field level club, additional box seating, a rooftop plaza down the first base line and an expansion/realignment of the left field terrace, as well as an additional videoboard down the right field line to accommodate those enjoying the outfield seating.

The 2019 season marked the 14th consecutive season where more than 160,000 fans have come to Oxford to see Ole Miss in action and the 16th straight year with 120,000-plus entering the gates at Swayze Field. In each of the past four full seasons, the Rebels have drawn more than 270,000. Attendance reached an all-time high in 2018 as the Rebels won 29 home games. Ole Miss finished second in the nation in total and average attendance, setting program records with 322,742 total attendees at an average of 8,965 per game. Rebel Nation bested that mark in 2019, filling Swayze Field at an average of 8,988 per game.

The 2018 season also brought five of the 10 the most-attended games in Swayze's history, including the single-game record of 12,152 as Ole Miss closed out a series victory over LSU. That series

against the Tigers was the second-most-attended in program history with 32,075 total fans, trailing only the 33,070 who watched the Rebels sweep No. 6 East Carolina to open the 2017 campaign.

With the success on the field and support in the stands, Oxford has evolved into a top destination for fans of postseason baseball. Bianco and the Rebels hosted four straight NCAA Regionals and two Super Regionals from 2004-2007. Ole Miss posted the

largest crowds for any NCAA Super Regional in 2005 and 2006 and posted the highest attendance of any NCAA Regional in 2006. The 2005 NCAA Regional in Oxford drew the second-largest crowd among all Regionals.

When the Rebels hosted again in 2009 at the newly renovated Oxford-University Stadium, new attendance marks were again set; Ole Miss hosted the then-largest crowd in school history as 10,323 fans came to see the Rebels take on Virginia in

**BIANCO'S RECORD VS. OPPONENTS**

Opponent	W	L	T	PCT.	Opponent	W	L	T	PCT.
Alabama	38	29	0	.567	Missouri	8	6	0	.571
Alcorn State	3	0	0	1.000	Missouri State	1	1	0	.500
Arizona	2	2	0	.500	Monmouth	1	0	0	1.000
Arizona State	2	2	0	.500	Murray State	13	1	1	.900
Arkansas	39	34	0	.534	New Mexico	0	1	0	.000
Arkansas-Pine Bluff	10	0	0	1.000	New Orleans	4	0	0	1.000
Arkansas State	30	11	0	.732	New York Tech	3	0	0	1.000
Auburn	38	27	0	.585	Nicholls State	11	4	0	.733
Austin Peay	12	0	0	1.000	North Alabama	1	1	0	.500
Ball State	1	0	0	1.000	Northwestern State	8	11	0	.421
Baylor	0	2	0	.000	Oakland	3	0	0	1.000
Bethune-Cookman	1	0	0	1.000	Ohio State	0	1	0	.000
Belmont	5	0	0	1.000	Oklahoma	2	5	0	.286
Binghamton	1	0	0	1.000	Oklahoma State	0	2	0	.000
Birmingham-Southern	3	0	0	1.000	Oral Roberts	1	0	0	1.000
Centenary	2	0	0	1.000	Prairie View	2	0	0	1.000
Central Arkansas	6	1	0	.857	Princeton	3	0	0	1.000
Cincinnati	1	0	0	1.000	Purdue	3	0	0	1.000
Clemson	1	0	0	1.000	Rhode Island	3	0	0	1.000
Coastal Carolina	1	0	0	1.000	Rice	1	6	0	.143
CSU Bakersfield	0	1	0	.000	SE Louisiana	16	6	0	.727
East Carolina	4	1	0	.800	SE Missouri	10	1	0	.909
Eastern Illinois	9	0	0	1.000	St. Francis (NY)	1	0	0	1.000
Evansville	2	1	0	.667	SW Texas	4	5	0	.444
Florida	28	22	0	.560	Saint Louis	6	0	0	1.000
Florida International	3	0	0	1.000	Sam Houston State	11	5	0	.688
Florida State	1	0	0	1.000	Samford	2	1	0	.667
Furman	3	0	0	1.000	South Alabama	9	2	0	.818
Georgia	29	19	0	.604	South Carolina	21	24	0	.467
Georgia State	5	2	0	.714	Southeastern Louisiana	2	0	0	1.000
Grambling	5	0	0	1.000	Southern	2	0	0	1.000
High Point	1	0	0	1.000	Southern Illinois	1	1	0	.500
Houston	5	1	0	.833	Southern Miss	21	22	0	.488
Indiana	1	0	0	1.000	Stetson	6	1	0	.857
Indiana State	6	1	0	.750	TCU	8	7	0	.533
Iowa State	2	0	0	1.000	Tennessee	29	19	0	.604
Jackson State	7	0	0	1.000	Tennessee Tech	2	2	0	.500
Jacksonville State	6	0	0	1.000	Texas	3	3	0	.500
Kentucky	29	18	0	.617	Texas A&M	16	11	0	.593
Liberty	1	1	0	1.000	Texas-Arlington	5	5	0	.500
LSU	33	39	0	.458	Texas Southern	6	0	0	1.000
LSU-Shreveport	2	0	0	1.000	Texas Tech	2	1	0	.667
Lamar	10	5	0	.667	Tulane	9	7	0	.563
Lipscomb	6	0	0	1.000	UAB	5	2	0	.714
Little Rock	15	2	0	.882	UCLA	4	3	0	.571
Long Beach State	5	1	0	.833	UCF	5	3	0	.625
Loyola-New Orleans	1	0	0	1.000	UIC	2	1	0	.667
Louisiana College	4	1	0	.800	ULM	20	7	0	.741
Louisiana	6	5	0	.545	UNC-Wilmington	6	0	0	1.000
Louisiana Tech	11	3	0	.786	UT Martin	9	1	0	.900
Louisville	7	8	0	.467	UTSA	7	2	0	.778
McNeese State	2	2	0	.500	Utah	0	1	0	.000
Maine	4	0	0	1.000	Vanderbilt	30	24	0	.556
Marist	0	1	0	.000	Vermont	3	0	0	1.000
Maryland	0	1	0	.000	Virginia	3	2	2	.571
Memphis	29	11	0	.725	Washington	2	1	0	.667
Miami (FL)	1	3	0	.250	Western Kentucky	4	4	1	.500
Miami (Ohio)	2	1	0	.667	Western Michigan	3	0	0	1.000
Michigan State	0	1	0	.000	Wichita State	0	2	0	.000
Milwaukee	1	0	0	1.000	William & Mary	2	3	0	.400
Minnesota	7	1	0	.800	Winthrop	3	0	0	1.000
Mississippi State	38	45	0	.458	Wright State	7	4	0	.636
Mississippi Valley State	3	0	0	1.000	Xavier	3	0	0	1.000



game two of the Super Regional. All-told, 29,646 fans came to the Super Regional, making it the most attended Super Regional of the season and the highest attendance for a Super Regional at an on-campus facility in NCAA history at the time.

In the 2014 NCAA Regional, the Rebels ranked second nationally with 49,314 fans packing the stadium for the six-game event as Ole Miss began its run to the College World Series.

More than 10,000 fans packed Swayze for all four of Ole Miss' NCAA Regional contests in 2018 for a grand total of 42,437 over the weekend. That trend continued in 2019, when 29,352 fans witnessed a three-game Rebel sweep of the Oxford Regional, the fourth-most in the country.

On Monday, June 13, 2005, the Rebels' Super Regional game against eventual national champion Texas was the third-most watched television broadcast of a college baseball game in the history of ESPN.

In total, the Rebels have hosted nine NCAA Regionals in the past 16 full season, further evidence that under Mike Bianco, Ole Miss baseball has truly become a national name.

**THE BIANCO ERA BEGINS**

Since Bianco took the helm of the program 20 years ago, he has raised the bar for expectations at Ole Miss with each successive season.

After being picked to finish sixth in the SEC Western Division in his first season, the Rebels defied expectations, finishing second in the West with a 17-13 record and an overall record of 39-23-1. The 39 wins were then one shy of the school record for a single season, while the 17 conference wins tied the school record at the time.

Ole Miss rose in the national spotlight that season, breaking into the top 10 in the national rankings for the first time since the 1972 season. The Rebels closed out the year with a trip to the NCAA Regional in New Orleans as the No. 2 seed.

Four Rebels earned spots as All-SEC selections on either the first or second team, while outfielder Burney Hutchinson earned second team All-America honors from Baseball Weekly. It was the beginning of a steady climb to the top for Ole Miss.

The Rebels again found themselves in the national spotlight in the 2002 season as Ole Miss climbed as high as No. 6 in the national rankings following a series win at then-No. 2 Alabama. It was the highest national ranking for the Rebels since finishing the 1969 season ranked No. 6 by Collegiate Baseball. Ole Miss also saw its first SEC Freshman of the Year



In 2014, Bianco led Ole Miss to its first College World Series appearance since 1972. The Rebels fell in the opening game in Omaha before rattling off two dramatic victories in elimination games. Bianco's squad ultimately was eliminated by the top-seeded Virginia Cavaliers.

as outfielder Seth Smith earned the honor from the league.

The 2003 season again saw Ole Miss in the postseason as the Rebels earned a berth in the Houston Regional. Bianco's Rebels were led by a young but stout pitching staff, featuring five freshmen throwing more than 60 percent of the innings on the season. That young group led the SEC in ERA at 3.45 for the year, hit the 35-win mark for the third straight season on the way to the postseason. The appearance in the NCAA Regional was the second in three years for Bianco's program and only the fourth for Ole Miss since the 1977 season.

One member of that pitching staff, two-way player Stephen Head, was named SEC Freshman of the Year and also earned national Freshman of the Year along with All-America honors. The groundwork was laid for the future as the Rebels would reach even greater heights in the coming years.

Ole Miss set the stage for the move to the next level in 2004 as the Rebels earned another berth in the postseason, marking the first time in program history that Ole Miss reached an NCAA Regional in back-to-back seasons. However, things were different this time around.

Instead of heading on the road for the postseason in 2004, the Rebels were selected as one of the 16 host sites for an NCAA Regional. It was the first time Ole Miss ever served as a Regional host, but it wouldn't be the last.

On the way to the postseason, Bianco's Rebels notched 18 wins in Southeastern Conference play on the way to an overall mark of 39-21. The Rebels were also ranked in all four major college baseball polls each week of the season, including eight total weeks in the top 10 in at least one of the polls. Ole Miss was in the top 10 for six-straight weeks from

March 22-April 26, moving as high as fourth nationally in the March 29 edition of the Collegiate Baseball rankings.

Stephen Head, then a sophomore, earned All-America honors for the second-straight season, becoming the school's third two-time All-American in 2004. He also was named Co-Player of the Year in the SEC and was selected as one of five finalists for the 2004 Golden Spikes Award, amateur baseball's most prestigious award. It was the first time a Rebel player had ever been a finalist for the award. Head also brought the first "Boo" Ferriss Award home to Oxford, given to the top baseball player in the state of Mississippi.

Not satisfied with the accomplishments of the previous season, Ole Miss added to its list of firsts in 2005. The Rebels hosted a second-straight NCAA Regional and advanced to an NCAA Super Regional for the first time, playing host to the eventual national champion Texas Longhorns. The Rebels broke the 40-win mark for the first time under Bianco, setting a school record at 48-20 on the season and claiming the SEC Western Division Championship.

Ole Miss also saw the second-straight Ferriss Trophy come to Oxford when Brian Pettway was named as the award's recipient as well as being named an All-American for the first time in his career. He joined Head, who became the program's first-ever three-time All-American when he earned the distinction again in 2005.

**TITLE TIME IN OXFORD**

Not to be content with the success of previous years, Bianco's Rebels used the achievements of 2005 to springboard into the 2006 season.

The Rebels posted a 44-22 record, marking the first time in history that Ole Miss had turned in back-to-



back 40-win seasons. Ole Miss also claimed the 2006 SEC Tournament Championship on the way to hosting its third-consecutive NCAA Regional as well as a second-straight Super Regional against the Miami Hurricanes.

The Rebels again had two players gain national recognition as Zack Cozart and Cody Satterwhite were named All-Americans and three Rebels gained All-SEC honors. With the conclusion of the 2006 season, Ole Miss found itself holding a spot as one of the top teams in the nation and atop the Southeastern Conference. The Rebels were the only team in the SEC to post a winning record in conference play each of the previous four seasons. Ole Miss also posted more wins in the SEC than any other program over the same time frame.

Ole Miss extended that streak in 2007 as the Rebels posted a fifth-straight winning season in SEC action, remaining the league's winningest program in a five-year span. The Rebels also set a new standard with a third consecutive 40-win season as Ole Miss advanced to the Tempe Super Regional and posted a 40-25 mark on the year. The Rebels became one of only two schools to have hosted an NCAA Regional each of the previous four years and one of only four schools to have advanced to Super Regional play three-straight years.

Several players pulled in honors in 2007 as Ole Miss added a third SEC Freshman of the Year in Jordan Henry and seven Rebels took slots on All-SEC teams. Cozart was named an All-SEC First Team selection, while Henry, Lance Lynn and Cody Satterwhite were named to the second team. Henry also joined Nathan Baker and Zach Miller on the SEC All-Freshman team. The trio also pulled in Freshman All-America honors, marking the first time the Rebels earned the honor for three players in the same season.

The honors continued to come in for the Rebels in 2008 as Ole Miss advanced to a sixth-straight NCAA Regional, playing in Coral Gables at No. 1 Miami. The Rebels advanced to the championship game before falling to the top-ranked Hurricanes. Scott Bittle brought home the program's third Ferriss Award as the state of Mississippi's top collegiate player and also earned First Team All-America honors.

Ole Miss continued to pull in the accolades in 2009 as the Rebels claimed the SEC Regular-Season Championship for the first time since 1977 with a 20-10 record in conference play. The 20 wins set the school record for wins in SEC play and helped Ole Miss secure a seventh straight berth in the NCAA Tournament, hosting for the fifth time in Bianco's nine years. The Rebels advanced to an NCAA Super Regional for the fourth time in five

seasons, becoming one of only six schools to advance to at least four Super Regionals in that time.

In 2010, the Rebels made an appearance in the postseason with an eighth consecutive berth, competing in an NCAA Regional at the University of Virginia. With the appearance, Ole Miss became one of only 12 schools nationally to advance to eight straight NCAA Tournaments. Left-hander Drew Pomeranz claimed SEC Pitcher of the Year honors, becoming the first Rebel to claim the award since its inception, and also garnered All-SEC and All-America honors. Right-hander Brett Huber also claimed postseason accolades as he was also named an All-SEC selection and earned Freshman All-America honors. Pomeranz became the highest draft pick in school history when he was taken fifth overall by the Cleveland Indians and led a group of five Rebels drafted in 2010. The left-hander also became the fourth Rebel to claim the Ferriss Trophy, giving Ole Miss more winners of the award than any other program in the state.

In 2011, the Rebels continued to bring in postseason accolades as Alex Yarbrough was named an All-SEC selection. Ole Miss also continued the trend of sending Rebels to the pros with six players selected in the 2011 MLB Draft. The 2012 season saw the Rebels advance to the NCAA Tournament for the 10th time in the Bianco era as Ole Miss advanced to the championship at the College Station Regional hosted by Texas A&M. The Rebels defeated the eighth-ranked Aggies on the way to the program's sixth regional championship game in an eight-year span, a feat accomplished by only 15 teams nationally at the time. Yarbrough was tabbed as an All-SEC and All-America selection at the conclusion of the season and was one of six Rebels drafted in the 2012 MLB Draft.

Ole Miss made the NCAA Tournament in 2013 with a berth in the Raleigh Regional hosted by N.C. State after a 38-win season and advancing to the third day of play at the SEC Tournament. Stuart Turner and Bobby Wahl became All-SEC and All-America honorees, while Turner was named the winner of the



Bianco embraces Thomas Dillard after the Rebels' 9-1 win over LSU in the 2018 SEC Tournament Championship Game. The 2018 season brought a school-record 48 wins, and the best win percentage (.738) by a Rebel team in 48 years, in addition to the SEC Tournament and Western Division titles.



Johnny Bench Award as the top collegiate catcher in the nation. Ole Miss also continued the trend of sending players to the professional ranks with five players drafted, marking the 10th consecutive season with at least five players taken in the MLB Draft.

**REBELS RETURN TO OMAHA**

The 2014 season will go down as one of the best in Ole Miss history. The Rebels advanced to the College World Series for the fifth time in program history and the first time since the 1972 season.

Ole Miss claimed the SEC Western Division title for the third time under Bianco's leadership, posting a 19-11 record before hosting an NCAA Regional for the sixth time during the head coach's watch. The Rebels blew through the Regional with a win over Jacksonville State and a pair of wins over Washington on the way to a fifth NCAA Super Regional in 10 seasons.

In the NCAA Super Regional, the Rebels traveled to face top-ranked Louisiana-Lafayette and rallied after losing the first game to claim the NCAA Super Regional with wins in game two and three to secure the program's berth in the College World Series.

In Omaha, the Rebels faced No. 1 seed Virginia, falling to the Cavaliers 2-1 in the opening-round game before picking up win a dramatic walk-off win over Texas Tech and a 6-4 victory over TCU in elimination contests to set up another showdown against Virginia with a berth in the CWS Championship Series on the line. Ole Miss fell to the Cavaliers to end the season with a third-place finish, tying the best finish in the CWS by an Ole Miss team with the 1956 Rebels.

**MAINTAINING EXCELLENCE**

After advancing to the College World Series for the fifth time in program history during the 2014 season, Bianco had a young team with little experience take the field for the 2015 campaign. Gone from the team that made it to Omaha were 17 players, including eight that were selected in the 2014 MLB Draft. Three position players returned to the starting lineup along with a cast that was just getting its first taste of baseball at the highest collegiate level. To make things even more difficult, Ole Miss was faced with the nation's toughest schedule all season long. Despite the youthful team and the difficult schedule, the Rebels were relentless and determined to continue the program's excellence under Bianco. With five wins over teams ranked No. 1 in the country, including series wins over Florida and Vanderbilt, Ole Miss fought through the gauntlet to earn another postseason berth, the 13th during Bianco's tenure.



Several Rebels give Coach Bianco a Gatorade bath after Ole Miss captured the 2021 NCAA Oxford Regional crown with a victory over Southern Miss, the 11th regional crown in Rebel baseball history and the sixth of the Bianco era.

Leading the way throughout the season were All-SEC Second Team reliever Wyatt Short, Ferriss Trophy finalist Scott Weathersby, and senior slugger Sikes Orvis. Short recorded 10 saves in 2015, while Weathersby moved from the bullpen to a spot in the weekend rotation, willing to be called upon whenever his team needed him to lead the way. Orvis, a fan favorite and face of the program, finished his career as a Rebel by climbing into the Ole Miss top-10 career home runs list.

The experience that the Rebels gained in 2015 paid dividends in the 2016 season. Ole Miss got off to a hot start, winning 20 of its first 22 games, including a series win over No. 2 Louisville and a road win over eventual national champion Coastal Carolina. With 40 regular season wins, the Rebels tied a school record and eclipsed the victory mark for the sixth time under Bianco. Ole Miss finished with a 43-19 record and hosted an NCAA Regional for the seventh time in the last 13 years. J.B. Woodman became the 23rd All-American in program history, while also earning All-SEC honors alongside second baseman Tate Blackman and catcher Henri Lartigue. A trio of Rebels collected Louisville Slugger Freshman All-America accolades in pitchers Brady Feigl, James McArthur and Andy Pagnozzi. Following the season, six Rebels were taken in the 2016 MLB Draft to mark the 12th-straight year at least four Ole Miss players were chosen.

Prior to the 2017 campaign, the Rebels brought in the nation's top-ranked recruiting class, the first No. 1 ranked recruiting class in the history of Ole Miss Athletics. The talented youth made an immediate

impact on the diamond as three freshmen found themselves in the everyday lineup, while five more saw action on the mound. For only the second time in program history, as well as the second consecutive season, three Rebels earned Freshman All-America honors in pitchers Will Ethridge, Ryan Rolison and Houston Roth. The pitching staff was the strength of the 2017 squad, cracking the country's top 25 in six different categories; Ole Miss led the SEC and ranked third nationally in strikeout-to-walk ratio (3.21), while finishing ninth in the country with 1.22 walks and hits per inning (WHIP).

The 2018 campaign brought one of Bianco's best seasons to date. The Rebels won 48 games for the first time since heading to Omaha in 2014, were crowned SEC West Co-Champions, and went on to win the SEC Tournament Championship. Ole Miss opened the season with the best start to a year in program history, coming in at 17-1, as well as 20-2 at just before the halfway point. The Rebels entered postseason play tied for their highest ranking in program history at No. 2, according to NCBWA. They were a consensus top-five team by the end of the year, and spent most of the season as one of the nation's best teams. One of the best years to date offensively made Ole Miss one of the most feared teams by opposing pitchers, and rightfully so. The Rebels ranked in the top-15 nationally in hits, doubles, runs scored, slugging percentage, home runs, and batting average. Every Rebel who started a game in 2018 recorded a home run, but no one contributed more to the offense than the hot bat of Ryan Olenek, who had a record year that saw the junior hit .350 with 83 hits in 61 games, including



the third-longest hitting streak in program history at 23 games. After running through the SEC Tournament, capped by a 9-1 win over LSU in the conference title game, the Rebels hosted an NCAA Regional for the first time since 2016 after missing a year in 2017. After opening with a decisive victory over Saint Louis, the Rebels exited the tournament after two heartbreaking losses in one day to the nation's top hitting team, Tennessee Tech.

The success continued in 2019 as Ole Miss notched yet another 40-win season, finishing 41-27 after a tremendous SEC Tournament run, an NCAA Oxford Regional Championship and a berth in the Fayetteville Super Regional. The Rebels held a spot in the top 25 all season thanks to a powerful offense that finished in the top 25 nationally in hits, walks, runs scored and home runs. The 2019 squad set program records for walks drawn (351), fielding percentage (.978) and stolen bases (93) en route to a strong year. Ole Miss made a spectacular run and nearly won it second straight SEC Tournament, falling one out short in a walk-off defeat to eventual NCAA Champion Vanderbilt. That run was enough for the Rebels to earn the No. 12 overall seed in the NCAA Tournament. Ole Miss hosted its ninth NCAA Regional under Bianco and swept at Swayze Field, winning three straight against Jacksonville State, Clemson and Jacksonville State once more to capture its 10th regional title and sixth Super Regional bid. The win sent the Rebels to Fayetteville for a Super Regional date with No. 5 seed Arkansas. The Rebels delivered an emphatic 13-5 victory in Game 2 at Baum-Walker Stadium but ultimately fell short of a trip to Omaha, dropping the finale to cap Bianco's 19th season.

The Rebels looked destined for a deep postseason run in 2020. Ole Miss lost its season opener against No. 1 Louisville and eventual top-10 MLB Draft pick Reid Detmers. The Cardinals' lefty ace was the only pitcher to beat the Rebels in 2020, as they came back to win the series and reel off 16 consecutive wins, including a sweep of No. 17 ECU's Keith LeClair Classic. Ole Miss outscored its opponents 161-58, or by an average of six runs per game. Just as the Rebels were rising to the top of the national rankings and preparing for SEC play, the 2020 season ended due to the spread of COVID-19.

### TOP RECRUITER

Not only have fans and the media covering college baseball noticed Ole Miss' resurgence under Bianco, some of the top talent in the country is also taking a close look at the Rebels.

Sixteen of Bianco's 21 recruiting classes at Ole Miss have garnered top-20 national rankings, including nine that have placed in the top-10. His first recruiting class was rated as one of the nation's 10 best by both Collegiate Baseball and Baseball

America, including a No. 6 ranking by Collegiate Baseball.

The 2003 recruiting class was ranked No. 10 by Collegiate Baseball, while the 2011 class was ranked third nationally by Collegiate Baseball and fifth by Baseball America. It marked the first top-5 recruiting class for Bianco at Ole Miss. In the fall of 2016, Rebel Baseball earned the No. 1 ranking in national recruiting rankings by both Baseball America and D1Baseball.com. The top ranking was the first No. 1 recruiting class in the history of not only the baseball program but all of Ole Miss athletics.

Just when that 2016 class cycled through, the Rebels reloaded with another elite class. The 2019 Ole Miss class ranked No. 2 in the nation, highlighted by four prospects who were taken in the MLB Draft but chose instead to play in Oxford. The 2019 group included four of Perfect Game's top 50 prospects—the only class in the country of its kind—and the top-rated incoming freshman, two-sport star Jerrion Ealy.

### FOUNDATION OF SUCCESS

Bianco's winning ways can be traced back to his playing days. After spending two seasons at Indian River (Fla.) Community College, he played two seasons for Skip Bertman at perennial national-power LSU in 1988 and 1989. He was the starting catcher and team captain for the Tigers' 1989 team that finished third at the College World Series in Omaha, Nebraska. He homered in LSU's 6-3 win over Miami (Fla.) in the 1989 CWS to help advance the Tigers to the semifinals.

While working behind the plate for LSU, Bianco caught major league pitchers Ben McDonald, Russ Springer, Curtis Leskanic, John O'Donoghue, Chad Ogea and Paul Byrd.

His time behind the plate as a player would later benefit him as he served as LSU's pitching coach during three World Series championship teams in the 1990s. Bianco also worked with the pitchers during his three years as head coach at McNeese State, and continues to serve in that same capacity with the Rebels.

### OMAHA EXPERIENCE

Following his playing career, he joined Jim Wells' (former head coach at Alabama) coaching staff at Northwestern State, where he served two seasons from 1991-1992 as a graduate assistant. He helped coach Northwestern State to a 1991 Southland Conference (SLC) championship and an appearance in the 1991 NCAA South I Regional.

He then returned to Baton Rouge where he joined Bertman's staff at LSU. In five seasons at LSU

(1993-1997), the Tigers advanced to the College World Series four times and claimed three national championships. LSU also won three Southeastern Conference crowns and two SEC Tournament titles in that five-year span.

After the Tigers' 1997 College World Series title run, Bianco was named the head coach at McNeese State in July of that year.

### BIANCO EARNS HEAD COACHING EXPERIENCE

After seven seasons as an assistant at Northwestern State and LSU, Bianco received his first head coaching opportunity, taking over the reins of McNeese State.

He quickly displayed his abilities to develop a competitive program. In his first season with the Cowboys in 1998, he engineered an 11-game improvement from 1997, posting a 30-26 record - the first of three 30-win seasons. The 1998 season also saw the Cowboys rise to third in the conference standings and qualify for the SLC Tournament.

Following a 31-25 campaign in 1999, Bianco's 2000 team produced one of the most successful seasons in McNeese State history. The Cowboys finished 39-20, including winning a school-record 20 SLC games en route to claiming their first conference title since 1988, and making their third-ever appearance in the NCAA Regionals. In recognition, Bianco was named the SLC's Coach of the Year.

Bianco's 2000 McNeese State team raked in the individual postseason awards. Four Cowboys were named to the SLC's first team, including the conference's Hitter and Newcomer of the Year in Chris Williamson, and the SLC's Pitcher of the Year in Chris Howay.

Power hitting was the Cowboys' trademark under Bianco, as they hit 212 home runs in his three seasons, including a school-record 81 in 1999. His 2000 team batted .305 and set a new school standard for hits in a season with 600.

### PERSONAL BACKGROUND

Bianco, 53, was born May 3, 1967, and is a native of Seminole, Florida. He is married to the former Camille Marquette, and the couple has five children: sons, Michael, Benjamin, Andrew and Samuel, and one daughter, Catherine.

Bianco was inducted into the Indian River Community College Hall of Fame in 2003. He was also named to the All-Alex Box Omaha Era Team by LSU in 2008. In 2010, Bianco was inducted into the Seminole High School Hall of Fame.



# CARL LAFFERTY

## RUN DOWN

Carl Lafferty has spent 15 seasons as a full-time assistant coach at Ole Miss, including 12 as the team's recruiting coordinator, making him the longest-tenured assistant coach in the Southeastern Conference.

Since the 2010 season, Lafferty has served as the Rebels' recruiting coordinator, bringing in nationally ranked recruiting classes year after year. Eleven of his recruiting classes have been ranked in the top 25, including six in the top 10 and four in the top five nationwide. Lafferty's 2016 class was ranked No. 1 in national recruiting rankings conducted by Baseball America and D1Baseball.com. The top ranking became the first No. 1-ranked recruiting class in the history of Ole Miss Athletics.

Lafferty's first class was ranked No. 8 by Baseball America, a group that led the Rebels to Omaha in 2014 for the first time since 1972. In 2011, Lafferty helped haul in the first top-five recruiting class of the Bianco era; the class was ranked third nationally by Collegiate Baseball and fifth by Baseball America. Ole Miss followed with another top-five recruiting class in 2012, and the 2013 class ranked eighth to give the Rebels four straight top-10 classes.

Lafferty's success in putting together some of the nation's best classes has not gone unnoticed by his peers. In a 2016 survey conducted by D1Baseball.com, Division I baseball coaches named Lafferty as the fourth-best recruiting coordinator in the country.

More recently, his 17th-ranked recruiting class in 2017 helped produce a number of freshman who immediately contributed to one of the best years in program history in 2018. Freshmen Jordan Fowler and Tyler Keenan both made impacts and fulfilled major roles that went noticed around the country as both earned Freshman All-American status. Both Keenan and junior-college transfer Jacob Adams of the 2017 recruiting class stepped right up for starting roles in their inaugural seasons as Rebels and helped produce a record 48 wins. Fowler, who made nine starts in his first year, was the owner of Ole Miss's lowest ERA and highest number of wins as a starter, coming in at 7-0 with a 3.20 ERA to help him catch an All-American nod.

The 2018 class, also ranked in the top 25 nationally, produced another pair of freshman All-Americans in Doug Nihazy and Kevin Graham. Graham was named a Freshman All-American by Collegiate Baseball after clubbing 10 home runs and slugging

.507. Nihazy was named to the SEC All-Freshman Team and a Freshman All-American by Perfect Game and Collegiate Baseball following an outstanding season on the mound. Nihazy struck out 86, an Ole Miss freshman record, going 9-3 with a 3.31 ERA and grabbed two SEC Freshman of the Week nods along the way. Nihazy's excellent freshman campaign earned him a spot on the USA Baseball Collegiate National Team for the summer.

The story was no different in 2019, as Ole Miss welcomed the No. 2 class in the country to Oxford, highlighted by four prospects who were taken in the MLB Draft but chose instead to play for the Rebels. The 2019 group includes four of Perfect Game's top 50 prospects—the only class in the country of its kind.

That class wasted little time living up to its billing, as numerous freshmen were key parts of Ole Miss' outstanding 2020 run. The Rebels went 16-1 and were on a 16-game winning streak when the campaign was cut short due to the onset of the COVID-19 pandemic. Peyton Chatagnier was a key catalyst for the Ole Miss offense, hitting .311 with four home runs. Hayden Dunhurst announced himself as one of college baseball's best catchers, finishing second in the SEC with just four stolen bases allowed in 17 games. He also showed pop at the plate with five home runs. Derek Diamond anchored a fearsome Rebel rotation, going 2-0 with a 3.48 ERA, 15 strikeouts and just four walks as the team's Sunday starter. Diamond was among six freshmen with four appearances or more in the shortened season.

Even after bringing in one of the nation's best classes in 2020, Lafferty brought in another heralded group for 2021. The class ranked No. 15 in D1Baseball's newcomer breakdowns, in addition to a No. 18 ranking from Collegiate Baseball and a No. 21 ranking by Baseball America. Highlighted by top-100 prospects Jacob Gonzalez and Calvin Harris, this new group figures to mesh with the 2020 class to keep Ole Miss one of the nation's most talented teams in the coming years.

In his time as a Rebel coach, Lafferty has developed 36 pitchers who have gone on to the professional ranks. In 2018, his impressive weekend rotation all departed in the 2018 MLB Draft, as Ryan Rolison, Brady Feigl, and James McArthur all heard the names called after a trio of tremendous years on the mound. Rolison was the first name off the board after the southpaw was selected in the first round




QUICK HITS	
POSITION	ASSISTANT COACH
YEAR AT OLE MISS	16TH
ALMA MATER	OLE MISS, 2004
HOMETOWN	PINE BLUFF, ARK.
BIRTHDAY	APRIL 18, 1979

of the draft by the Colorado Rockies after a 10-4 season as the Rebel ace and Friday night starter. Feigl was next, heading in the fifth round to the Oakland Athletics, before McArthur continued the trend of Friday-Saturday-Sunday by being selected in the 12th round by the Philadelphia Phillies. Closer Parker Caracci was also selected in the 2018 Draft after a remarkable breakout season, but elected to return to Oxford for his junior season.

Caracci was drafted 16 rounds higher in 2019, again by the Toronto Blue Jays, one of four Rebel pitchers to be drafted. Ole Miss' Friday night starter, Will Ethridge, led the way, going in the fifth round to the Colorado Rockies. Caracci went in the 21st round, and Zack Phillips (Round 27 - Kansas City Royals) and Houston Roth (Round 29 - Baltimore Orioles) rounded out the group of four Rebel arms headed to the professional ranks.

Not only did Lafferty's efforts translate to the MLB Draft, but the Rebels continued on an excellent



## THE LAFFERTY FILE

### COACHING CAREER

2006	Ole Miss	Director of Operations
2007	Ole Miss	Volunteer Assistant Coach
2008-09	Ole Miss	Assistant Coach
2010-Pres.	Ole Miss	Assistant Coach/Recruiting Coordinator

### COLLEGE PLAYING CAREER

1998-01	Ole Miss	Four-Year Letterman
---------	----------	---------------------

### PROFESSIONAL PLAYING CAREER

2001	Florida Marlins	20th-Round Draft Pick
2002-03	St. Louis Cardinals	Single-A/High-A

### PLAYING HONORS

2001	Ole Miss	All-SEC Second Team/Team Captain
------	----------	----------------------------------

### EDUCATION

2004	Ole Miss	B.S. in Criminal Justice
------	----------	--------------------------

### FAMILY

Married to the former Lauren Nelson; Three children: Will and twins Henry and Drew

2017 pitching staff with an equally strong class in 2018. Rolison and Feigl spearheaded an intense 1-2 punch on Friday and Saturday, combining to go 18-9 on the year, but the year's best story was the closer, Caracci, and his ability to stifle opposing batters at the end of games in his first year on the mound. The Rebel closer went 5-2 with 10 saves in 29 appearances last year, striking out an absurd 73 opposing batters in just 48.0 innings of work. Caracci was virtually unhittable as he ran up the gun in the mid to high-90s, and opponents managed just a .221 batting average against him.

Starting lefty David Parkinson was one of the more recent Ole Miss pitchers playing professionally after learning from Lafferty. After coming to Oxford as a junior college transfer, Parkinson worked with Lafferty to earn a spot in the weekend rotation midway through the 2016 season. One season later, he was the only Rebel to start in the rotation all 14 weekends of the season. The two strong seasons at Ole Miss allowed Parkinson's stock to rise as he was taken in the 12th round of the 2017 MLB Draft by the Philadelphia Phillies, the first Rebel off the board.

Wyatt Short and Chad Smith were 2016 MLB Draft selections coached by Lafferty. Short, an All-SEC closer in 2015, was chosen by the Chicago Cubs and made 15 appearances without allowing an earned run to begin his professional career. Under the tutelage of Lafferty, Scott Weathersby worked his way up to a 10th round selection in the 2015 MLB Draft. Brady Bramlett (22nd round – Oakland) and Christian Trent (24th round – Milwaukee) were also drafted, with Bramlett deciding to return to the Rebels as the team's ace for the 2016 season.

In 2014, Lafferty helped guide Ole Miss to the College World Series for the first time since 1972.

Following the memorable run to Omaha, nine Rebels were drafted including five pitchers who learned from Lafferty: Chris Ellis (3rd round – Los Angeles Angels), Josh Laxer (9th round – Detroit), Hawtin Buchanan (20th round – Seattle), Aaron Greenwood (28th round – Houston) and Christian Trent (29th round – Los Angeles Dodgers).

The assistant coach continued to add to the list of professional pitchers following the 2013 campaign when four of the five drafted players were pitchers, including third-round pick Mike Mayers, fifth-round pick Bobby Wahl as well as seniors Tanner Bailey and Brett Huber. Mayers made his MLB debut three years later, earning the start for the Cardinals on ESPN's Sunday Night Baseball.

The number of pitchers to go on to the professional ranks after playing under Lafferty grew following the 2012 season when Dylan Chavez (14th round – Boston) and R.J. Hively (19th round – Arizona) were both selected in the MLB Draft.

He added to his list of players to go on and play professional ball in 2011 with the selection of four pitchers and a catcher in the MLB Draft. David Goforth (7th round – Milwaukee), Austin Wright (8th round – Philadelphia), Miles Hamblin (12th round – Houston), Matt Crouse (24th round – Detroit) and Matt Tracy (24th round – New York Yankees) were all drafted and signed to play professionally.

Lafferty developed top pitching talent for the Rebels in 2010, guiding a pair of arms to All-America status. Junior southpaw Drew Pomeranz was named an All-America selection while right-hander Brett Huber was named a Freshman All-America selection. Both pitchers also garnered All-SEC honors. Pomeranz also went on to be named the SEC Pitcher of the Year, the first in the history of the award for Ole Miss. A finalist for the National Pitcher of the Year and the Golden Spikes Award, Pomeranz was taken by the Cleveland Indians with the fifth overall pick in the 2010 MLB Draft, becoming the highest drafted player in school history. He was one of four pitchers under Lafferty's tutelage to be drafted in 2010.

The trend continued in 2009 as the Rebels saw 11 players drafted, eight of whom worked under the direction of Lafferty. Six pitchers and two catchers were drafted in the 2009 season, including pitchers Scott Bittle (4th round - St. Louis), Nathan Baker (5th round - Pittsburgh), Brett Bukvich (18th round - Florida), Phillip Irwin (21st round - Pittsburgh), Aaron Barrett (27th round - Texas), Chris Corrigan (30th round - St. Louis), and catchers Brett Basham (50th round - San Diego) and Kyle Henson (39th round - San Francisco). The former catcher was also responsible for helping the Rebels claim the 2009 Southeastern Conference Championship.

In his first season as a full-time assistant, Lafferty tutored several players who went on to be drafted

in the 2008 MLB Draft, including three pitchers taken in the first 75 picks - Lance Lynn (39), Cody Satterwhite (67) and Scott Bittle (75). Bittle earned first team All-America honors. Lafferty also worked with catcher Brett Basham, who earned SEC All-Defensive team honors and was drafted by the Chicago White Sox in the 16th round. Basham led the SEC in runners caught stealing and led all catchers in runners picked off. Lynn went on to help the St. Louis Cardinals claim the 2011 World Series in his rookie season in the Major Leagues.

Upon moving to a full-time position in 2008, Lafferty continued to work with the catchers, but also assumed duties assisting head coach Mike Bianco with the pitching staff before assuming duties as recruiting coordinator prior to the 2010 season.

In his first year back working on the field as a volunteer assistant in 2007, Lafferty worked with the outfielders and catchers, and assisted with the hitters. Lafferty also served as the first base coach. In his time working with the outfielders, Lafferty helped develop Jordan Henry, the 2007 SEC Freshman of the Year selection and a Freshman All-America selection. He also worked with his brother, Justin, a ninth-round draft pick of the Detroit Tigers in the 2007 Major League Baseball Draft.

Lafferty returned to Ole Miss in 2004 to complete his degree after having spent several years playing professional baseball with the St. Louis Cardinals organization. Lafferty earned his Bachelor of Science in Criminal Justice with a minor in Sociology from the University of Mississippi in 2004.

He was drafted by the Florida Marlins in the 20th round of the 2001 MLB Draft. After a short stint with the Marlins, Lafferty signed a professional contract with the St. Louis Cardinals. The catcher played two seasons (2002-03) with the Peoria Chiefs, a single-A affiliate of the Cardinals, and also played with the high-A affiliate, the Palm Beach Cardinals.

A native of Pine Bluff, Arkansas, he played for the Rebels from 1998-2001, finishing his career in the first year of the Bianco era. A four-time letterwinner, Lafferty hit .307 for his career with 104 RBI. He also notched 42 extra-base hits, including 16 home runs.

As a senior, Lafferty was named to the All-SEC second team, becoming the school's 92nd All-SEC honoree in program history. Lafferty also served as team captain that season.

Lafferty is married to the former Lauren Nelson of Baldwyn, Mississippi. The couple has three children, William Carl Lafferty IV, and twins, Henry and Drew.



# MIKE CLEMENT

## RUN DOWN

Mike Clement is in his eighth season at Ole Miss, serving as the team's hitting coach and third base coach. Clement joined the Rebels' coaching staff prior to the 2015 season after spending two years at Kansas State University.

Under Clement, the Rebel offense has been established as one of the nation's best. Ole Miss finished third in the nation with 656 hits and fifth in runs scored with 478. Freshman Jacob Gonzalez finished sixth nationally in hits and fifth in runs scored, leading all true freshman in both categories en route to D1 Baseball Freshman of the Year honors. Gonzalez also earned All-America honors, becoming just the second freshman in program history to do so. Justin Bench led the nation in hit by pitch en route to All-SEC honors. Hayden Dunhurst also cleaned up on the awards trail, earning the ABCA/Rawlings Gold Glove award at catcher, in addition to All-SEC, SEC All-Defense and SEC All-Newcomer honors.

No team hit more home runs than Clement's Ole Miss squad during the shortened 2020 season. Ten different Rebels combined to hit 37 home runs—six more than any other team in the country. Ole Miss also finished top 20 nationally in slugging percentage (3rd), runs per game (3rd), runs scored (5th) and walks drawn (7th) and on-base percentage (16th). Third baseman Tyler Keenan led the SEC and finished second nationally in RBIs with 33 on his way to First Team All-America honors. The eventual 4th Round MLB Draft Pick finished eighth in the nation and second in the SEC with seven home runs. Shortstop Anthony Servideo was selected in the third round and was a Second Team All-American after finishing fourth in the country in runs scored, ninth in on-base percentage and second in walks drawn.

In 2019, Ole Miss finished in the top 25 nationally in hits, walks, runs scored and home runs. The 2019 squad set program records for walks drawn (351), fielding percentage (.978) and stolen bases (93). Four players hit .310 or better on the year, and four players hit double-digit home runs: freshman Kevin Graham (10), Cole Zabowski (12), Thomas Dillard (14) and Tyler Keenan (15). Grae Kessinger had a spectacular year, earning First Team All-American and Brooks Wallace Award honors while hitting a team-best .330 with 18 doubles, seven home runs, 50 RBIs and 67 runs scored, the fourth-most in program history. Cooper Johnson was tremendous behind the plate as well, drawing Second Team All-SEC and SEC All-Defensive Team nods.

The 2018 season was undoubtedly Clement's best year to date at Ole Miss. The Rebels, under the guidance of their hitting coach, shattered a slew of school records, topped the conference in a number

of batting categories and used an expansive offensive arsenal to give the SEC its only .300 team average at the plate in 2018. Eight of the starting nine players on this past year's team had batting averages over .300 by the end of the year, good for an even .300 average for the season. A relentless lineup carried the Rebels to a record 48 wins, and opposing pitchers found no weak spot in any spot throughout the Ole Miss batting order. The Rebels ranked in the SEC's top five in almost every major offensive category, including hits, batting average, runs scored, on base percentage and doubles.

One of the SEC's leading bats emerged in Ryan Olenek during the 2018 campaign, and under Clement's tutelage, the junior outfielder's production surged. Olenek at one point held the SEC's longest active hitting streak at 23 games, and topped a number of offensive categories for the Rebels. His .350 batting average led the pack by a good deal, and his 83 hits were the highest on the team. The right fielder also led the Rebels in doubles and had eight fewer strikeouts than any of his teammates.

Comparing the offensive numbers from 2017 to 2018 shows truly how remarkable the Rebel batting order turnaround was over the year. Clement helped raise the batting average .050 points, the slugging percentage .095 points, on-base percentage .053 points, and added 132 runs, 114 hits, 24 doubles, 24 home runs, 128 RBI and 210 total bases just over the course of one season, from the 2017 campaign to last year.

In Clement's third season, the 2017 Rebels finished in the top quarter of the SEC in doubles and home runs during conference play. Hitting 53 doubles and 26 homers throughout 30 conference games, Ole Miss ranked fourth in both categories. One of the Rebels' most consistent hitters was second baseman Tate Blackman, who continued the momentum from his sophomore campaign to hit over .300 again in 2017. In his final season as a Rebel, Blackman cracked the top 15 in the SEC in slugging percentage (.525) and on base percentage (.420). During the summer, he was taken in the 13th round of the 2017 MLB Draft by the Chicago White Sox.

For the third consecutive season, Clement helped an Ole Miss catcher improve dramatically at the plate. After Henri Lartigue led all SEC catchers in batting average in 2016, Nick Fortes used his bat to squeeze into the everyday lineup in 2017. With Clement advising Fortes and his approach, the sophomore hit .319 to lead the Rebels at the dish. A year later, with Fortes again behind the plate, the Rebel catcher was one of the team's leading bats, consistently hitting third with a .319 average for the second consecutive




QUICK HITS	
POSITION	ASSISTANT COACH
YEAR AT OLE MISS	8TH
ALMA MATER	MORNINGSIDE, 2002
HOMETOWN	MARSHALLTOWN, IOWA
BIRTHDAY	AUGUST 25, 1979

year. He was also one of the biggest home run threats in 2018, recording 11 home runs which was second only to Thomas Dillard's 13.

During the 2016 campaign, Clement's guidance led to breakout seasons from a trio of Rebels. J.B. Woodman turned in an All-American season, hitting .323 with 54 RBI and 14 homers to become the first Rebel to lead the Southeastern Conference in home runs since 1977. After spending the 2015 campaign as a backup catcher, Lartigue saw his draft stock rise due to his production at the plate; the switch-hitting catcher posted a team-high .353 batting average for the Red and Blue, a mark that was best among all SEC catchers and ranked ninth among conference hitters that led to first team All-SEC accolades. Woodman and Lartigue's offensive success led to them getting drafted in the second and seventh round, respectively, in the 2016 MLB Draft.

Following a disappointing freshman season, Blackman bounced back in 2016 with the help of Clement. Hitting at a .322 clip and leading the conference in sacrifice



## THE CLEMENT FILE

### COACHING CAREER

2005	Kirkwood CC	Assistant Coach
2006-09	UTSA	Assistant Coach
2009-11	Texas A&M	Volunteer Assistant Coach
2012-14	Kansas State	Asst. Coach/Recruiting Coord.
2015-Pres.	Ole Miss	Assistant Coach

### COLLEGE PLAYING CAREER

1990-00	Kirkwood CC	Two Seasons
2001-02	Morningside	Two Seasons

### PROFESSIONAL PLAYING CAREER

2004	Canton Coyotes	Frontier League
------	----------------	-----------------

### EDUCATION

2002	Morningside	B.S. in Physical Ed./Secondary Ed.
------	-------------	------------------------------------

### FAMILY

Married to the former Amanda Rosenberg; One son: Cooper

files, Blackman earned second team All-SEC honors. The steady offense at the dish helped the Rebels go 43-19 in 2016, earning a NCAA Tournament bid as a host site for regional play. Ole Miss became just one of 11 teams to host a NCAA Regional for the seventh time in the last 13 years.

During his first year as the Rebels' hitting coach, Clement helped lead the Rebels to the postseason after facing the nation's toughest schedule during the regular season. Ole Miss broke out the bats in big games to go 7-6 against top-10 teams, including 5-4 versus teams ranked No. 1 in the country. Clement worked with youthful Ole Miss bats while also continuing to develop the production of Rebels with experience in the lineup. With the assistance of Clement's instruction, junior college transfer Connor Cloyd earned his way into a starting role, hitting .369 over 38 games played in 2015. Freshman Will Golsan and sophomore Colby Bortles, two new starters in the Ole Miss infield, found success at the plate throughout the season as well. Golsan hit at a .290 clip in his first collegiate season, and Bortles proved he could produce in the middle of the order with a .281 average and 47 RBI.

Transitioning into his sophomore season, shortstop Errol Robinson maintained his production under Clement with a team-high 62 hits and a .297 average. In his first season at Ole Miss, Clement also saw Ole Miss senior slugger Sikes Orvis etch his name in the program record book. Orvis belted 16 home runs in his final season as a Rebel, the seventh-most in Ole Miss history, and added 17 doubles to help knock in a team-best 53 runs.

In two years as hitting coach at K-State, Clement made an immediate impact on the Wildcat offense, raising it to not only among the Big 12 Conference's best, but also near the top of the national leaderboard.

Named the K-State hitting coach in July of 2012, Clement led the Wildcat offense to the nation's second-best batting average in 2013 while the team went on

to capture the Big 12 title, host and win its first NCAA Regional, and come within one victory of the program making its first trip to the College World Series. In addition to a high national ranking in batting average, the Wildcats were also ranked in the top 10 nationally in six other categories, finishing fifth in hits (705), triples (28) and sacrifice flies (40), eighth in triples per game (0.44) and on-base percentage (.406), and 10th in hit-by-pitch (96). The Wildcats paced the Big 12 in each of those categories in addition to RBI (368) and steals (99).

In 2014, the Wildcats were second among Big 12 teams in OBP (.385), third in runs per game (5.8), and fourth in team batting average (.283). Nationally, K-State was 25th in OBP and tied for 18th in stolen bases.

Clement, a veteran coach with 11 years of experience at the Division I level and strong recruiting ties in the state of Texas, tutored a pair of All-Americans, seven All-Big 12 performers, and four MLB draft picks who went on to play professionally. Ross Kivett, the Big 12's Player of the Year in 2013, was one of seven hitters in Clement's first year that earned All-Big 12 honors, a group that included six first team selections. Kivett joined fellow All-Big 12 First Team selection Jared King as the two Wildcats who also garnered All-American accolades in 2013. King went on to be selected in the fifth round of the MLB Draft by the New York Mets, which was the first time he had been drafted.

Kivett was also drafted in 2013, in the 10th round by the Cleveland Indians, but he elected to return for his senior season. The outfielder and second baseman received All-Big 12 honors once again while he was one of three hitters under Clement's direction taken in the 2014 MLB Draft. Kivett was selected in the sixth round by the Detroit Tigers - the fourth hitter drafted in the sixth round or higher who had worked with Clement since 2006 - and Mitch Meyer and Austin Fisher were taken in the seventh and 13th round, respectively. In 10 years at the Division I level, Clement has had 26 players get selected in the MLB Draft.

Prior to coming to K-State, Clement was on the staff at Texas A&M for three years after spending the previous four seasons at UTSA, including the final three as the team's hitting coach. In addition to helping the Wildcats reach the Super Regional round in 2013, Clement was a member of three other postseason teams, including a trip to the 2011 College World Series.

Texas A&M advanced to postseason play each year Clement was a part of the coaching staff. He helped guide the Aggies to both the Big 12 conference regular-season and postseason championship titles in 2011 on their way to a College World Series appearance. In 2010, Texas A&M won the Big 12 Championship and advanced to the championship game of the NCAA Coral Gables Regional, while the Aggies hosted a NCAA Regional in 2012.

Clement helped direct an Aggie offense in 2012 that led the Big 12 and ranked fourth nationally with 129 steals. Also, Clement coached the Texas A&M

infielders that saw its 2011 squad decrease its errors by 23 from the previous year and finish in the top 25 nationally with a .975 fielding percentage.

During his time at UTSA from 2006-09, Clement helped the Roadrunners accumulate a 144-81 overall record - including an impressive 84-40 mark in Southland Conference play - win two Southland Conference regular season titles, tutor 16 hitters that earned All-Southland Conference honors and set 30 offensive school records. Additionally, UTSA saw its team batting average jump 32 points from .285 the year before he took over the offense to .317 during his final season, a mark that still stands as the school record.

In his final year as the hitting coach in San Antonio, Clement steered an offense that rewrote the record books as he helped the Roadrunners win a school-record 39 games. Along the way, UTSA set new highs in five offensive categories, including home runs, hits and batting average. UTSA finished in the top 25 nationally in triples (11th; 25), slugging percentage (20th; .532) and home runs (21st; 89), while the 2009 squad also stole 79 bases to rank third in school history, the most since a school-record 92 in 1999.

Clement tutored just the second All-American in UTSA history in Michael Rockett. The outfielder, who was a four-time All-Southland Conference performer, was drafted in the 13th round of the 2009 MLB Draft by Detroit.

Prior to his stint at UTSA, Clement served as an assistant for one year at Kirkwood Junior College in Cedar Rapids, Iowa. He began his coaching career as a graduate assistant at Morningside College in Sioux City, Iowa, and then spent one year at Loyola High School in Los Angeles. He was also an assistant coach for the Orleans Cardinals in the prestigious Cape Cod Baseball League in the summers of 2005 and 2006, winning a Cape Cod Championship in 2005.

A former college catcher, Clement played two seasons at Kirkwood, helping the Eagles compile a 91-25 record. He finished his college career at Morningside, where he earned his bachelor's degree in physical education/secondary education in 2002. Following college, the Marshalltown, Iowa, native played professionally one season for the Canton Coyotes of the Frontier League.

Clement comes from a baseball background as his father, Brad, was a legendary head coach at Marshalltown (Iowa) High School, helping the Bobcats win three state championships before being inducted into the Iowa High School Hall of Fame. Clement's younger brother, Jeff, was drafted in the first round of the 2005 Major League Baseball Draft by the Seattle Mariners. The eight-year veteran spent time in the majors with Seattle and Pittsburgh before retiring prior to the start of the 2014 season.

Clement is married to the former Amanda Rosenberg of Kingwood, Texas. They have one son, Cooper.



# CHRIS CLEARY

## RUN DOWN

Chris Cleary was promoted to Volunteer Assistant Coach of the Ole Miss baseball program in July 2020. A former assistant coach at Creighton and Butler, Cleary joined the Rebel baseball staff in August 2018 as the Coordinator of Operations (External Affairs).

Cleary graduated from Menlo College in Atherton, California, with a degree in sport management in 2012.

He played four seasons for the Oaks as a pitcher and middle infielder. A dean's list student off the field, Cleary also led Menlo to a conference title in 2012.

A native of Fresno, California, Cleary joined the Menlo baseball program as the outfield coach for the 2013 season, where he helped lead the program to a record 34 wins and an appearance in the Cascade Conference Championship game. Under Cleary's guidance, the Oaks ranked in the top five nationally in fielding percentage (.970). He was later elevated to pitching coach in 2013. During his time at Menlo, Cleary coached two MLB draftees, five All-Cascade Conference players, an NAIA All-American, and conference player of the year.

Cleary transitioned to Butler University in 2014, where he served as an assistant coach, working with infielders and assisting with hitters. In Cleary's second year in the program, the Bulldogs set a program record in fielding percentage with a .970 mark.

In the fall of 2016, Cleary joined the staff at Creighton, where he served as the volunteer assistant coach and as a staff administrator. With Cleary in the fold, the Bluejays improved their record from 24-25 in 2017 to 34-16 in 2018. In 2018, Creighton collected three first team All-Big East nods, one All-American and four MLB draftees, the program's most since 2006.



### QUICK HITS

POSITION	VOLUNTEER ASST. COACH
YEAR AT OLE MISS	4TH
ALMA MATER	MENLO, 2012
HOMETOWN	FRESNO, CALIF.
BIRTHDAY	DEC. 11, 1989

### THE CLEARY FILE

**COACHING CAREER**

2013-14	Menlo	Assistant Coach
2014-16	Butler	Assistant Coach
2016-18	Creighton	Volunteer Assistant Coach
2018-20	Ole Miss	Coordinator of Operations
2020-Pres.	Ole Miss	Volunteer Assistant Coach

**COLLEGE PLAYING CAREER**

2008-12	Menlo	Four-Year Letterman
---------	-------	---------------------

**EDUCATION**

2012	Menlo	B.S. in Sport Management
------	-------	--------------------------

**FAMILY**

Married to the former Jena Hecht





# CHRIS GOUDORAS

## RUN DOWN

Chris Goudoras, a former staff member of the Philadelphia Phillies and New York Mets organizations, joined the Ole Miss baseball program as Coordinator of Operations – Internal Affairs in January 2018.


Goudoras, a native of New York, came to Oxford from the professional ranks where he most recently spent the 2017 season as a TrackMan intern with the Phillies. He also simultaneously served as a Senior Video Scout for Baseball Info Solutions. With the Phillies, he was responsible for operating TrackMan for all Reading Fightin' Phils home games, as well as assisting the coaching staff with day-to-day analysis and improvement through quantifiable data.

At Baseball Info Solutions, where he also worked in 2016 as a video scout, Goudoras worked extensively with the use of video in the analysis of players. While with the company, he completed next-day checks of data collected during live games, trained and evaluated first-year scouts, and oversaw

accuracy of pitch-charting data using video and pitch f/x. The Long Island native also assisted in the production of the 2018 Bill James Handbook, one of the league's most thorough and comprehensive statistics book on every major league player, team and manager.

Prior to 2017, he interned twice separately in the New York Mets organization, once with the Brooklyn Cyclones and another with the Binghamton Mets, while at the same time achieving a degree in Economics-Finance at Bentley University, where he graduated in 2015.

With the Mets, Goudoras worked in-depth with the use of video, including videotaping whole games, and editing it for use by the front office.



### QUICK HITS

POSITION	COORD. OF OPS. - INTERNAL AFFAIRS
YEAR AT OLE MISS	5TH
ALMA MATER	BENTLEY, 2015
HOMETOWN	LONG ISLAND, NEW YORK

# SAM SLAVIK

## RUN DOWN

Sam Slavik joined the Ole Miss baseball staff in August 2020 as the Coordinator of Operations - External Affairs.

A native of Coldwater, Ohio, Slavik helped guide Ohio Northern to winning seasons in each of his last six full campaigns. The Polar Bears were out to a 5-5 record before the 2020 season was cut short. In 2018, Slavik helped coach ONU to its first Ohio Athletic Conference Tournament berth in 18 seasons and followed that up in 2019 with the program's first back-to-back OAC Tournament appearances since 1999-2000. The Polar Bears also set a school record with 80 wins in a three-year span from 2017-19.

As the team's pitching coach, Slavik helped guide closer T.J. Storer to All-American seasons in 2016 and 2017. Storer led the country with 14 saves in 2017, setting program records in single-season and career saves. In 2018, Slavik helped coached Josh Mohr to First-Team All-OAC honors.

Slavik also has extensive coaching and front office experience in the Great Lakes Summer Collegiate Baseball League, beginning in 2013 as the pitching coach for the Lima Locos. He then served as the assistant general manager and head coach of the Grand Lake Mariners from 2014 through 2015.

Prior to his stint at Ohio Northern, Slavik spent two seasons as the volunteer assistant coach for Cincinnati, helping with the pitching staff as well as operations for the program.

A native of Coldwater, Ohio, Slavik was a member of the Cincinnati baseball team from 2008 through 2011. Slavik made 41 career appearances for the Bearcats pitching staff, including two starts. He closed his career with a 6-1 record, 4.37 ERA, 61 strikeouts and 24 walks allowed through 74.1 innings of action. He was a three-time Big East All-Academic Team honoree.

Slavik is joined in Oxford by his wife, Allie, and their son, Zane.



### QUICK HITS

POSITION	COORD. OF OPS. - EXTERNAL AFFAIRS
YEAR AT OLE MISS	2ND
ALMA MATER	CINCINNATI, 2011
HOMETOWN	COLDWATER, OHIO



# ZACH BOONE

## RUN DOWN

Zach Boone, formerly at Illinois, Florida and West Virginia, joined the Ole Miss strength and conditioning staff in August 2017 and works primarily with the Rebel baseball and cheer programs.


The first year with Boone leading the strength and conditioning program ended with 48 wins, SEC Western Division and SEC Tournament titles, as well as an NCAA Regional berth and No. 4 overall seed in the tournament.

Boone, a native of Fairmont, West Virginia, joins the program after a three-year stint at Illinois, where he was a part of the Big 10 Championship team that went 50-10 en route to hosting an NCAA Super Regional. He also worked alongside two MLB Draft First Round selections and had 11 overall picks in his three seasons with the Illini. His time in Champaign also included working with the softball program, where he helped lead the team to back-to-back NCAA Tournament appearances in 2016 and 2017.

Prior to Illinois, Boone was a member of the staff at Florida, where he assisted with the 2014 SEC Champion baseball team. His time in Gainesville also included two more championship runs with softball, as the Gators claimed the 2013 SEC Championship in 2013, and hoisted the national championship trophy in 2014.

Boone attended West Virginia University, where he earned his B.S. in Physical Education/Teacher Education (2011), and his M.S. in Athletic Coaching Education (2013). He is a Certified Strength and Conditioning Specialist (CSCS) through the National Strength and Conditioning Association. He also holds PES, CPR/AED and First Aid certifications.

Boone is joined in Oxford by his wife, Jess Boone and their daughter, Rose.



QUICK HITS	
POSITION	STRENGTH & CONDITIONING COACH
YEAR AT OLE MISS	4TH
ALMA MATER	WEST VIRGINIA, 2011
HOMETOWN	FAIRMONT, W.V.

# JOSH PORTER

## RUN DOWN

Josh Porter, MS, ATC is a senior athletic trainer who primarily works with the baseball team while also overseeing athletic trainers for the men's tennis and softball teams.

Porter joined the staff as an assistant athletic trainer in January 2013. Prior to coming to Ole Miss, Porter spent four seasons (2008-2012) at Appalachian State as the associate head athletic trainer. He worked primarily with baseball and supervised the men's soccer and volleyball intern athletic trainers.

Throughout his career, Porter has coordinated the rehabilitation of numerous athletes who have gone on to play professional baseball. He is a published author on a book regarding baseball arm care, titled Prevention and Rehabilitation Exercises for the Baseball Player.

Porter earned his bachelor's of science in exercise science and master of science in athletic training degrees from the University of North Carolina at Greensboro. During his time at UNCG, he worked with baseball, softball, wrestling, cross country, and served as the student rehab coordinator.

A native of Corinth, Mississippi, Porter is a board certified athletic trainer by the National Athletic Trainers' Association and has certification in CPR/AED and first aid.

Porter and his wife, Alice, live in Oxford with their two children, Makenzie and Camryn.



QUICK HITS	
POSITION	SENIOR ATHLETIC TRAINER
YEAR AT OLE MISS	9TH
ALMA MATER	UNCG, 2006
HOMETOWN	CORINTH, MISS.



# 1 PEYTON CHATAGNIER



**QUICK HITS**

<b>CLASS</b>	<b>JUNIOR</b>
<b>POSITION</b>	<b>INFIELD</b>
<b>HEIGHT/WEIGHT</b>	<b>5-10/175</b>
<b>BATS/THROWS</b>	<b>RIGHT/RIGHT</b>
<b>HOMETOWN</b>	<b>CYPRESS, TEXAS</b>
<b>HIGH SCHOOL</b>	<b>CY-FAIR</b>
<b>MAJOR</b>	<b>MULTI-DISCIPLINARY STUDIES</b>
<b>BIRTHDAY</b>	<b>AUGUST 26, 2000</b>

**CAREER HIGHS**

- ▶ **Runs:** 3, 6x, MR vs. Little Rock (4/20/21)
- ▶ **Hits:** 4, at Alabama (3/26/21)
- ▶ **Home Runs:** 2, vs. Princeton (3/8/20)
- ▶ **RBI:** 4, 3x, MR vs. Arkansas State (5/4/21)
- ▶ **Walks:** 3, vs. Memphis (3/3/20)
- ▶ **Stolen Bases:** 1, 3x, MR vs. Princeton (3/8/20)
- ▶ **Assists:** 6, vs. Auburn (5/25/21)

**2021 (SOPHOMORE)**

Appeared in 56 games, making 56 starts (55 at second base, one at third base) ... Hit .271 with 41 runs scored, 13 doubles, six home runs and 43 RBI ... Went 5-for-11 with three runs scored, three RBI and four doubles in State Farm College Baseball Showdown (2/20-22) ... Named Week 1 SEC Player of the Week ... Missed two weeks of action with a pulled hamstring ... Returned to lineup for ULM series, going 5-for-12 with a double and five runs scored (3/12-14) ... Walked and singled in SEC debut vs. Auburn (3/19) ... Hit first home run of the season, went 4-for-5 with two RBI to spark come-from-behind victory at Alabama (3/26) ... Went 7-for-15 with hits in all three games of Arkansas series, adding three doubles, four RBI and six runs scored (4/10-11) ... Scored three runs, drove in two while making first career start at third base vs. Little Rock (4/20) ... Tied career-high with four RBI, going 2-for-4 with a home run in series finale vs. LSU (4/24) ... Went 3-for-6 with two runs scored, tied career-high with four RBI vs. Arkansas State (5/4) ... Doubled, drove in three runs vs. Little Rock (5/12) ... Went 2-for-4 with an RBI in SEC Tournament win over Georgia (5/27) ... Had four hits, scored four runs and drove in four runs in NCAA Oxford Regional (6/4-7) ... Went 2-for-5 with two runs scored, a home run and two RBI in NCAA Tucson Regional win over Arizona (6/12).

**2020 (FRESHMAN)**

Season cut short due to the spread of novel coronavirus COVID-19 ... Appeared in all 17 games, starting 15 at second base ... Named an SEC Fab Freshman by D1Baseball.com ... Led all Rebel freshmen with .311 batting average ... Slugged .574 and posted .449 on-base percentage ... Totaled four doubles and four home runs ... Finished ninth in the nation and fourth in the SEC with 23 runs scored ... Drove in 13 runs on 19 hits ... Hit .300 in season-opening series vs. No. 1 Louisville with

a double and four runs scored (2/14-16) ... Hit first career home run in Game 3 vs. Xavier as part of 2-for-4 day with three runs scored (2/23) ... Doubled, drove in a run and scored a run in win over Southern Miss (2/25) ... Scored two runs, walked three times and doubled in win over Memphis (3/3) ... Had tremendous series vs. Princeton, going 6-for-12 (.500) with three home runs, seven RBI and six runs scored ... Notched first career multi-homer outing in Game 3 vs. Princeton, going 3-for-4 with two home runs and three RBI (3/8) ... Hit .300 in two-game midweek set at ULM, driving in a pair of runs and scoring four (3/10-11).

**HIGH SCHOOL**

Three-year letterwinner at Cy-Fair High School under head coach Billy Hardin ... Hit .405 as a senior, .430 as a junior and .375 as a sophomore ... 2019 All-State, All-District First Team selection ... 2018 District MVP ... 2019 Academic All-American, All-District ... 2019 Perfect Game All-Region (Texas) Second Team ... 2018 Perfect Game High Honorable Mention Underclass All-American ... 2017 Perfect Game Honorable Mention Underclass All-American ... 2016 16U Texas State Championship Tournament MVP ... No. 68 prospect, No. 14 shortstop in the state of Texas.

**PERSONAL**

Full name is Peyton Wayne Chatagnier ... Son of Michelle and Dennis Chatagnier ... Born August 26, 2000.

**CAREER STATS**

Year	Avg.	GP	GS	AB	R	H	2B	3B	HR	RBI	TB	SLG%	BB	HBP	SO	GDP	OB%	SF	SH	SB	ATT	PO	A	E	FLD%
2020	.311	17	15	61	23	19	4	0	4	13	35	.574	13	3	16	0	.449	1	0	3	3	23	26	5	.907
2021	.271	56	56	221	41	60	13	0	6	43	91	.412	26	9	56	4	.368	2	1	0	3	66	94	4	.976
<b>TOTAL</b>	<b>.280</b>	<b>73</b>	<b>71</b>	<b>282</b>	<b>64</b>	<b>79</b>	<b>17</b>	<b>0</b>	<b>10</b>	<b>56</b>	<b>126</b>	<b>.447</b>	<b>39</b>	<b>12</b>	<b>72</b>	<b>4</b>	<b>.387</b>	<b>3</b>	<b>1</b>	<b>3</b>	<b>6</b>	<b>89</b>	<b>120</b>	<b>9</b>	<b>.959</b>



# 21 DEREK DIAMOND



## QUICK HITS

CLASS	JUNIOR
POSITION	RIGHT-HANDED PITCHER
HEIGHT/WEIGHT	6-2/200
BATS/THROWS	RIGHT/RIGHT
HOMETOWN	RAMONA, CALIF.
HIGH SCHOOL	RAMONA
MAJOR	DIETETICS & NUTRITION
BIRTHDAY	JANUARY 4, 2001
CAREER HIGHS	

- ▶ IP (Start): 6.0, 4x, MR vs. LSU (4/24/21)
- ▶ IP (Relief): 4.0, at Texas A&M (5/7/21)
- ▶ Strikeouts: 9, vs. UCF (2/27/21)
- ▶ ER Allowed: 6, vs. Vanderbilt (5/15/21)
- ▶ Runs Allowed: 6, 6, vs. Vanderbilt (5/15/21)
- ▶ Walks: 4, vs. Vanderbilt (5/15/21)
- ▶ Hits Allowed: 8, 2x, MR at Arizona (6/11/21)

## 2021 (SOPHOMORE)

Made 20 pitching appearances, including 14 starts ... Finished with 3-5 record and 5.26 ERA over 75.1 innings pitched with 82 strikeouts and 32 walks ... Threw six innings with just one run allowed on four hits and one walk, striking out eight in season-debut win over Texas (2/22) ... Struck out career-high nine batters vs. UCF (2/27) ... Tossed six scoreless innings with four hits, one walk allowed and six strikeouts in SEC debut vs. Auburn (3/21) ... Earned win with 6.0 innings of work at Alabama, allowing three runs on six hits with six strikeouts at Alabama (3/27) ... Made first career relief appearance at Mississippi State (4/16) ... Allowed just one earned run and walked none over 6.0 innings in start vs. LSU (4/22) ... Threw 5.1 innings with two runs allowed on four hits and two walks, struck out eight in SEC Tournament vs. Vanderbilt (5/26) ... Threw 4.1 innings with one unearned run allowed on just two hits in NCAA Oxford Regional win over Southeast Missouri (6/4) ... Threw 0.2 innings in relief with one unearned run allowed in NCAA Oxford Regional finale victory over Southern Miss (6/7).

## 2020 (FRESHMAN)

Season cut short due to the spread of novel coronavirus COVID-19 ... Was named Sunday starter prior to the season and started every series finale for the Rebels ... Went at least 5.0 IP in every single outing ... Finished the year with a 2-0 record and a 3.48 ERA ... The Rebels did not lose a game in which Diamond started ... Recorded 15 strikeouts and four walks ... Recorded first career start in 7-6 victory over No. 1 Louisville and went career long 5.2 IP (2/16) ... Allowed just one run and picked up first career win over Xavier, recorded career high six strikeouts (2/23) ... Went 5.0 IP in victory over Indiana (3/1) ... Picked up second career win vs. Princeton in 14-2 victory (3/8).

## HIGH SCHOOL

Three-year letterwinner at Ramona High School under head coach Dean Welch ... 2019 MLB Draft Pick (Round 40 – Arizona Diamondbacks) ... 2018 Under Armour All-American ... Perfect Game Top 100 National Rank No. 37 ... Two-time Valley League Pitcher of the Year (2018, 2019) ... Three-time First Team All-Valley League (2017-2019) ... 2018 Perfect Game National Showcase Top Prospect Team ... 2018 Perfect Game All-American Classic ... 2019 Perfect Game All-Region First Team (California) ... 2018 Perfect Game High Honorable Mention Underclassman All-American.

## PERSONAL

Full name is Derek Matthew Diamond ... Son of Steve and Nancy Diamond ... Born on January 4, 2001.

## CAREER STATS

Year	ERA	W	L	App	GS	CG	SHO	CBO	SV	IP	H	R	ER	BB	SO	2B	3B	HR	BF	B/Avg	WP	HBP	BK	SFA	SHA
2020	3.48	2	0	4	4	0	0	0	0	20.2	18	9	8	4	15	1	0	5	83	.231	0	0	0	1	0
2021	5.26	3	5	20	14	0	0	0	1	75.1	80	54	44	32	82	16	2	15	348	.268	5	7	0	7	4
TOTAL	4.88	5	5	24	18	0	0	0	1	96.0	98	63	52	36	97	17	2	20	431	.261	5	7	0	8	4



# 3 HUDSON SAPP



## 2021 (FRESHMAN)

Redshirted.

## HIGH SCHOOL

Four-year letterwinner at Dawson County High School under head coach Dwayne Sapp ... No. 21 prospect, No. 7 outfielder out of Georgia ... No. 51 outfielder, No. 289 overall prospect in the nation ... 2020 Perfect Game All-Southeast Region First Team ... 2019 Perfect Game Underclassman All-America Second Team ... Three-time All-State selection, including first-team nods in 2019 and 2020 ... Hit .500 as a senior with five home runs and 18 RBI ... Hit .582 as a junior with six home runs and 22 RBI ... Hit .438 as a sophomore with two home runs and 17 RBI ... Hit .368 as a junior with one home run and 21 RBI.

## PERSONAL

Full name is Hudson Jennings Sapp ... Son of Dwayne and Mitzi Sapp .. Has one sibling, Palmer Sapp ... Born June 17, 2001.

### QUICK HITS

CLASS	REDSHIRT-FRESHMAN
POSITION	OUTFIELD
HEIGHT/WEIGHT	5-10/190
BATS/THROWS	RIGHT/RIGHT
HOMETOWN	DAWSONVILLE, GA.
HIGH SCHOOL	DAWSON COUNTY
MAJOR	SPORT & RECREATION ADMIN.
BIRTHDAY	JUNE 17, 2001

### CAREER HIGHS

- ▶ Runs: --
- ▶ Hits: --
- ▶ Home Runs: --
- ▶ RBI: --
- ▶ Walks: --
- ▶ Stolen Bases: --
- ▶ Assists: --

### CAREER STATS

Year	Avg.	GP	GS	AB	R	H	2B	3B	HR	RBI	TB	SLG%	BB	HBP	SO	GDP	OB%	SF	SH	SB	ATT	PO	A	E	FLD%
------	------	----	----	----	---	---	----	----	----	-----	----	------	----	-----	----	-----	-----	----	----	----	-----	----	---	---	------



# 4 KNOX LOPOSER



## QUICK HITS

CLASS	SENIOR*
POSITION	CATCHER
HEIGHT/WEIGHT	5-10/195
BATS/THROWS	RIGHT/RIGHT
HOMETOWN	MADISON, MISS.
HIGH SCHOOL	JACKSON PREP
MAJOR	SPORT & RECREATION ADMIN.
BIRTHDAY	OCTOBER 15, 1999

## CAREER HIGHS

- ▶ Runs: 3, vs. UAPB (3/20/19)
- ▶ Hits: 3, vs. North Alabama (4/5/21)
- ▶ Home Runs: 1, 3x, MR vs. Xavier (2/21/20)
- ▶ RBI: 3, 3x, MR vs. North Alabama (4/5/21)
- ▶ Walks: 3, vs. UAPB (3/20/19)
- ▶ Stolen Bases: --
- ▶ Assists: 2, vs. Jackson State (3/3/21)

## 2020 (JUNIOR)

Appeared in 16 games, making eight starts at catcher ... Hit .235 with eight runs scored, two doubles, a triple and five RBI ... Scored two runs in season debut vs. Arkansas State (2/24) ... Went 3-for-5 with two runs scored, three RBI, a double and a triple vs. North Alabama (4/5) ... Scored two runs as part of 1-for-4 day vs. Austin Peay (4/13) ... Doubled and scored two runs vs. Little Rock (4/20).

## 2020 (SOPHOMORE)

Season cut short due to the spread of novel coronavirus COVID-19 ... Appeared in 10 of 17 games, earning two starts at catcher ... Hit .154 with three runs scored, two home runs and five RBI ... Homered in first 2020 start vs. Alcorn State (2/19) ... Hit three-run pinch-hit home run in Game 1 vs. Xavier (2/21) ... Started behind the plate in Game 1 win at ULM (3/10).

## 2019 (FRESHMAN)

Appeared in 29 games, starting in 12 (10 at DH, two at catcher) ... Hit .213 with two doubles and one home run ... Scored nine runs and drove in nine ... Made collegiate debut in season-opener against Wright State (2/15) ... Recorded first career hit against UAB (3/9) ... Made first career start and hit first career home run against Arkansas-Pine Bluff, going 1-for-3 with a homer, three walks and three runs scored (3/20) ... Made first career SEC start at Missouri, going 1-for-3 with an RBI (3/22) ... Notched first career multi-hit game at Mizzou, going 2-for-3 with a run scored (3/23) ... Went 1-for-2 win an RBI and a run scored against Florida (4/6) ... Doubled and drove in two runs, going 1-for-4 with a run scored against Florida (4/6) ... Drove in a career-high three run, going 2-for-4 with a double and two runs scored against Southern Miss in Pearl (4/9) ... Went 1-for-3 with an RBI in NCAA Oxford Regional win over Clemson (6/1).

## HIGH SCHOOL

Multi-year letterman at Jackson Preparatory School, under head coach Chuck Box ... Played Catcher for Coach Box as well as defensive end on the football team for one season ... Was named First team All-Conference in 2015 and 2017 ... Earned multiple distinctions from Perfect Game, including High Honorable Mention in 2016 and Second Team Underclassman in 2017 ... Hit .400 with four home runs and 38 RBI as a freshman en route to a career .370 average at Jackson Prep with 10 homers and 59 RBI.

## PERSONAL

Full name is Knox Griffin Loposer ... Son of Jay and Leslie Loposer ... Born October 15, 1999 ... Has one brother, Brock, and one sister, Price, a 2020 signee with the Ole Miss soccer team.

## CAREER STATS

Year	Avg.	GP	GS	AB	R	H	2B	3B	HR	RBI	TB	SLG%	BB	HBP	SO	GDP	OB%	SF	SH	SB	ATT	PO	A	E	FLD%
2019	.213	29	12	47	9	10	2	0	1	9	15	.319	5	1	10	0	.302	0	0	0	0	37	3	2	.952
2020	.154	10	2	13	3	2	0	0	2	5	8	.615	2	0	5	0	.267	0	1	0	0	24	0	0	1.000
2021	.235	16	8	34	8	8	2	1	0	5	12	.353	6	4	14	1	.400	1	0	0	0	104	5	1	.991
TOTAL	.213	55	22	94	20	20	4	1	3	19	35	.372	13	5	29	1	.336	1	1	0	0	165	8	3	.983



# 6 REAGAN BURFORD



## QUICK HITS

CLASS	SOPHOMORE
POSITION	INFIELD
HEIGHT/WEIGHT	6-0/180
BATS/THROWS	RIGHT/RIGHT
HOMETOWN	GERMANTOWN, TENN.
HIGH SCHOOL	ST. GEORGES INDEPENDENT
MAJOR	ACCOUNTANCY
BIRTHDAY	NOVEMBER 27, 2001

## CAREER HIGHS

- ▶ Runs: --
- ▶ Hits: --
- ▶ Home Runs: --
- ▶ RBI: --
- ▶ Walks: --
- ▶ Stolen Bases: --
- ▶ Assists: --

## JUNIOR COLLEGE

Played one season at Northwest Florida State College in Niceville, Florida ... Named first team all-conference and second team all-state ... Batted .339 with a .428 on-base percentage and a .970 OPS ... Led the team with 40 RBIs ... Registered 57 hits, 11 doubles, seven home runs, 19 walks, and eight stolen bases.

## HIGH SCHOOL

A five-time letterwinner at St. Georges Independent School in Germantown, Tennessee ... Ranked as the No. 16 player in the state of Tennessee by Perfect Game ... Competed in the 2018 Perfect Game Underclass All-American Games ... Earned all-state honors in 2019 ... A two-time all-region selection in 2018 and 2019 ... Set St. Georges single season records in batting average, stolen bases and doubles ... As a senior, batted .402 with five home runs, 29 RBIs and 18 stolen bases ... Posted a .320 average as a junior with two home runs, 23 RBIs and 24 steals ... Also played football ... Coached by Buzz Walthall.

## PERSONAL

Charles Reagan Burford Jr. ... Son of Reagan and Rachel Burford ... Born November 27, 2001 ... Has one sibling, Taylor ... Father played tennis at Ole Miss ... Great uncle played baseball at Ole Miss.

## CAREER STATS

Year	ERA	W	L	App	GS	CG	SHO	CBO	SV	IP	H	R	ER	BB	SO	2B	3B	HR	BF	B/Avg	WP	HBP	BK	SFA	SHA
------	-----	---	---	-----	----	----	-----	-----	----	----	---	---	----	----	----	----	----	----	----	-------	----	-----	----	-----	-----



# JACOB GONZALEZ



### 2021 (FRESHMAN)

Started all 67 games at shortstop ... Named National Freshman of the Year by D1Baseball ... Earned Second Team All-American honors from NCBWA and D1Baseball to join Stephen Head as second freshman in program history to be named an All-American ... Selected to USA Baseball Collegiate National Team ... Named First Team Freshman All-American by NCBWA, D1Baseball and Collegiate Baseball ... Voted to First Team ABCA All-South Region, becoming the first freshman in school history to be named All-South Region ... Led all true freshmen nationally in hits and runs scored ... Led Ole Miss with .355 batting average, 73 runs scored, 93 hits and 16 doubles ... Third on team with 12 home runs ... Tied for second on team with 55 RBI ... Had a hit in seven of first eight collegiate games ... Had hits in all three games of State Farm College Baseball Showdown, including a triple and a home run, adding three runs scored and four RBI (2/20-22) ... Scored career-high three runs as part of 2-for-5 night with a double and two RBI vs. Memphis (3/2) ... Went 6-for-11 in ULM series, including two multi-hit games (3/12-14) ... Drove in career-high four runs, scored two as part of 2-for-6 day vs. Auburn (3/21) ... Tied career-high with four RBI, going 3-for-4 with a home run at Florida (4/2) ... Went 3-for-4 with two RBI and two runs scored vs. Austin Peay (4/13) ... Went 3-for-5 with a double, an RBI and a run scored in series finale vs. LSU (4/24) ... Went 6-for-10 with five runs scored, five RBI, a double and a home run in series vs. South Carolina (4/30-5/1) ... Notched a career-high four hits vs. Little Rock with one home run, three RBI and two runs scored (5/12) ... Notched first career multi-homer game and tied career-high with four RBI, going 3-for-3 with three runs scored in series finale vs. Vanderbilt (5/14-16) ... Homered and went 3-for-5 with two runs scored and two RBI in series-clinching victory at Georgia (5/21) ... Tied career-high with four hits in SEC

Tournament vs. Auburn (5/25) ... Had a hit and scored runs in all four games of NCAA Oxford Regional, scoring seven runs over the weekend (6/4-7) ... Had a hit and a run scored in all three games of NCAA Tucson Super Regional ... Had a hit and a run scored in final seven games of the season, including homers in the final two ... Went 3-for-4 with three runs scored, three RBI, two doubles and a home run in NCAA Tucson Super Regional win at Arizona (6/12).

### HIGH SCHOOL

Four-year letterwinner at Glendora High School under head coach Dan Henley ... 2019 Perfect Game National Showcase ... 2020 Perfect Game All-Region First Team ... Three-Time Perfect Game Underclassman All-American ... No. 132 prospect in the nation, No. 26 shortstop ... No. 22 prospect out of California, No. 6 shortstop ... Four-time All-League selection ... Two-time All-CIF Southern Section selection ... Hit .396 as a freshman with five doubles, three triples, 25 runs scored and 25 RBI ... Hit .398 as a sophomore with seven doubles, two triples, 25 RBI, 17 runs scored, striking out just five times and walking 15 ... Hit .420 as a junior with 23 runs scored, 19 RBI, eight doubles, five triples and three home runs, striking out just 10 times and walking 17 ... Hit .346 in shortened senior season with five RBI, eight runs scored and two doubles ... Four-year letterwinner in football under head coach Brandon Rohrer ... Threw for 4,487 yards with 62 total touchdowns and 15 interceptions as quarterback of Glendora High ... Two-time All-League selection in football ... First Team All-CIF Southern Section in 2019-20.

### PERSONAL

Full name is Jacob J. Gonzalez ... Son of Jess and Rene Gonzalez .. Has two siblings, Jadan and Kendra Gonzalez ... Father was a pitcher and played minor league and independent league baseball from 1994-96 ... Born May 30, 2002.

### QUICK HITS

CLASS	SOPHOMORE
POSITION	INFIELD
HEIGHT/WEIGHT	6-2/200
BATS/THROWS	LEFT/RIGHT
HOMETOWN	GLENDORA, CALIF.
HIGH SCHOOL	GLENDORA
MAJOR	GENERAL BUSINESS
BIRTHDAY	MAY 30, 2002

### CAREER HIGHS

- ▶ Runs: 3, 5x, MR at Arizona (6/12/21)
- ▶ Hits: 4, 2x, MR vs. Auburn (5/25/21)
- ▶ Home Runs: 2, vs. Vanderbilt (5/15/21)
- ▶ RBI: 4, 3x, MR vs. Vanderbilt (5/15/21)
- ▶ Walks: 2, 8x, MR vs. Arkansas (5/29/21)
- ▶ Stolen Bases: 1, 2x, MR at Texas A&M (5/9/21)
- ▶ Assists: 5, 3x, MR vs. Auburn (5/25/21)

### CAREER STATS

Year	Avg.	GP	GS	AB	R	H	2B	3B	HR	RBI	TB	SLG%	BB	HBP	SO	GDP	OB%	SF	SH	SB	ATT	PO	A	E	FLD%
2021	.355	67	67	262	73	93	16	1	12	55	147	.561	38	6	34	2	.443	3	1	2	6	73	136	15	.933
TOTAL	.355	67	67	262	73	93	16	1	12	55	147	.561	38	6	34	2	.443	3	1	2	6	73	136	15	.933



# 8 JUSTIN BENCH



## QUICK HITS

CLASS/EXP	SENIOR*
POSITION	INFIELD/OUTFIELD
HEIGHT/WEIGHT	6-0/185
BATS/THROWS	RIGHT/RIGHT
HOMETOWN	REDINGTON BEACH, FLA.
HIGH SCHOOL	CALVARY CHRISTIAN
MAJOR	FINANCE
BIRTHDAY	AUGUST 28, 1999

## CAREER HIGHS

- ▶ Runs: 3, 5x, MR at Texas A&M (5/8/21)
- ▶ Hits: 4, vs. Arkansas State (5/4/21)
- ▶ Home Runs: 1, 8x, MR vs. Southern Miss (6/7/21)
- ▶ RBI: 5, vs. Memphis (3/2/21)
- ▶ Walks: 3, vs. Auburn (3/21/21)
- ▶ Stolen Bases: 2, at Texas A&M (5/7/21)
- ▶ Assists: 5, at Arizona (6/13/21)

## 2021 (JUNIOR)

Appeared in 65 of 67 games, making 65 starts ... Named Second Team All-SEC at third base ... Led NCAA Division I with 29 hit by pitches ... Fourth on team with .307 batting average ... Totaled 74 hits, 56 runs scored, seven doubles, two triples, seven home runs and 39 RBI ... Third on team with 21 multi-hit games ... Went 3-for-4 with a home run, an RBI and two runs scored vs. UCF (2/27) ... Notched first career triple, drove in a career-high five runs and tied a career-high with three runs scored a par to 3-for-4 day vs. Memphis (3/2) ... Had multiple hits in all three games of Alabama series, going 6-for-11 with a run scored and two RBI (3/26-27) ... Was a home run away from the cycle, going 3-for-5 with a double, a triple and two runs scored against North Alabama (4/5) ... Had multiple hits in all three games of Arkansas series, going 8-for-14 with a home run, five runs scored and four RBI (4/10-11) ... Set career-high in hits, going 4-for-4 with two runs scored, a double and two RBI against Arkansas State (5/4) ... Went 4-for-7 with four runs scored, three walks, three HBPs and four stolen bases in series at Texas A&M (5/7-9) ... Was hit by pitch three times in NCAA Oxford Regional game vs. Southern Miss (6/6) ... Went 2-for-5 with a home run and two RBI in NCAA Oxford Regional finale win over Southern Miss (6/7).

## 2020 (SOPHOMORE)

Season cut short due to the spread of novel coronavirus COVID-19 ... Appeared in all 17 games, including 14 starts (five in center field, four in right field, three in left field, two at second base) ... Closed the season as the Rebels' starting center fielder ... Reached base in 16 of 17 games, including first 15 games of the season ... Finished with .295 batting average, one double and one home run ... Scored 13 runs and drove in 11 ... Finished second in the SEC with three sac bunts ... Led the team and was fifth in the SEC with five hit-by-pitches ... Went 2-for-4 with an RBI in season-opener vs.

No. 1 Louisville (2/14) ... Drove in at least one run in five of the first six games of the season ... Had a hit in all three games of the Keith LeClair Classic, adding two runs scored and two RBI (2/28-3/1) ... Went 4-for-5 with a double, a home run, four walks, three runs scored and three RBI in Princeton series (3/6-8) ... Hit first career home run in Game 3 against Princeton (3/8) ... Scored three runs in midweek series at ULM (3/10-11).

## 2019 (FRESHMAN)

Appeared in 14 games, starting three at second base ... Walked and scored a run in Rebel debut against Wright State (2/15) ... Delivered game-winning two-RBI single for first career hit against Long Beach State (3/2) ... Missed two months with fractured hand after a hit-by-pitch ... Returned to make first start against Mississippi State (5/10) ... Walked twice and scored a run in start at Tennessee (5/17) ... Walked and scored a run in SEC Tournament against Arkansas (5/22) ... Had pinch-hit RBI single in NCAA Oxford Regional against Jacksonville State (5/31) ... Went 1-for-2 with an RBI in NCAA Oxford Regional Championship victory over Jacksonville State (6/2).

## HIGH SCHOOL

Lettered all four years at Calvary Christian High School in Clearwater, Fla., under head coach Greg Olsen ... Played middle infield at both shortstop and second base ... Was a three-time Golden Glove Award winner, and won the Warrior Award and the Athlete of the Year Award his senior year ... Recorded only one error from his sophomore to senior seasons ... Hit over .300 in each year of his high school career, capped by a high .391 batting average at the plate in his senior season.

## PERSONAL

Full name is Justin C. Bench ... Son of Jill and John Bench ... Born August 28, 1999 ... Has one sister, Jordyn.

## CAREER STATS

Year	Avg.	GP	GS	AB	R	H	2B	3B	HR	RBI	TB	SLG%	BB	HBP	SO	GDP	OB%	SF	SH	SB	ATT	PO	A	E	FLD%
2019	.200	14	3	15	3	3	0	0	0	4	3	.200	4	0	5	1	.368	0	1	0	0	12	12	1	.960
2020	.295	17	14	44	13	13	1	0	1	11	17	.386	9	5	6	1	.458	1	3	3	3	33	4	1	.974
2021	.307	65	65	241	56	74	7	2	7	39	106	.440	21	29	30	7	.423	2	0	14	18	63	66	7	.949
TOTAL	.300	96	82	300	72	90	8	2	8	54	126	.420	34	34	41	9	.426	3	4	17	21	108	82	9	.955



# 9 HAYDEN LEATHERWOOD



## QUICK HITS

CLASS	SENIOR
POSITION	OUTFIELD
HEIGHT/WEIGHT	6-1/200
BATS/THROWS	LEFT/RIGHT
HOMETOWN	COLLIERVILLE, TENN.
PREV. SCHOOL	NORTHWEST MISSISSIPPI CC
MAJOR	MASTER OF ATHLETICS ADMIN.
BIRTHDAY	AUGUST 13, 1998

## CAREER HIGHS

- ▶ Runs: 2, 7x, MR vs. Southern Miss (6/7/21)
- ▶ Hits: 3, 5x, MR at Texas A&M (5/9/21)
- ▶ Home Runs: 2, at Mississippi State (4/18/21)
- ▶ RBI: 4, vs. Xavier (2/23/20)
- ▶ Walks: 3, vs. Xavier (2/21/20)
- ▶ Stolen Bases: --
- ▶ Assists: 1, 3x, MR at Arizona (6/13/21)

## 2021 (SENIOR)

Appeared in 63 games, making 58 starts (55 in right field, three at DH) ... Hit .285 with 29 runs scored, eight doubles, seven home runs and 33 RBI ... Tied career highs with three hits and two runs scored vs. Jackson State (3/3) ... Had hits in all three games of Arkansas series, including a home run, with two runs scored and four RBI (4/10-11) ... Notched first career multi-homer game, going 2-for-4 with three RBI at Mississippi State (4/18) ... Had hits in all three games of South Carolina series, including two multi-hit efforts (4/30-5/1) ... Went 3-for-5 with a home run at Texas A&M (5/7) ... Went 3-for-3 with two RBI at Texas A&M (5/9).

## 2020 (JUNIOR)

Season cut short due to the spread of novel coronavirus COVID-19 ... Played in 14 of 17 games, including 11 starts (five in left field, four at DH and two in right field) ... Slashed .361/.477/.639 with a double and three home runs ... Scored 12 runs and drove in 11 ... Went 2-for-2 with a run scored in Rebel debut vs. No. 1 Louisville (2/16) ... Hit first career home run in Xavier series finale, going 3-for-5 with two runs scored and four RBI (2/23) ... Hit game-winning pinch-hit home run against Southern Miss (2/25) ... Homered, scored three runs and notched a pair of hits in Princeton series (3/6-8) ... Went 4-for-6 with a double, three RBI and two runs scored in two games at ULM (3/10-11).

## JUNIOR COLLEGE

Played two seasons and served as team captain under head coach Mark Carson at Northwest Mississippi Community College ... 2018 First Team All-MACJC ... 2018 NJCAA All-Region 23 ... Notched second-best slugging percentage in school history (.905), also good for third

in the nation in 2018 ... Hit a team-best .388 with nine doubles, three triples, 15 home runs and 47 RBI as a freshman ... Hit .333 with 12 doubles, a triple, seven home runs and 24 RBI as a sophomore.

## HIGH SCHOOL

Played for head coach Buster Kelso and was an honor roll student at Christian Brothers ... The Purple Wave finished 18-16 overall and advanced to the first round of the playoffs his senior year ... Injured in the opening game of his senior season and missed the rest of the year ... 2017 Rawlings-Perfect Game Honorable Mention All-American ... Named to Top Prospect Team at 2015 Perfect Game Junior National Showcase ... Garnered multiple all-county, all-region, all-state and All-American honors ... As a junior, hit .408 with 11 doubles, three triples, three home runs and 39 RBI and helped CBHS claim the 2016 Class AA Division II state championship ... 2016 TBCA D2 All-State selection ... IMG National Classic Home Run Derby champion ... JUCO Sunbelt Classic All-Tournament Team ... Transferred from Briarcrest for his junior and senior seasons at CBHS ... Played summer ball for Dulins Dodgers ... Originally signed with Vanderbilt and also recruited by LSU, Mississippi State and Austin Peay among others.

## PERSONAL

Full name is Hayden Drew Leatherwood ... Son of Michelle and John Leatherwood ... Has three younger siblings, Ty, Cade and Miley ... Enjoys lifting, hunting and fishing in his spare time ... Born August 13, 1998 ... Member of Phi Theta Kappa Honor Society ... 2019 and 2018 President's List at NWCC.

## CAREER STATS

Year	Avg.	GP	GS	AB	R	H	2B	3B	HR	RBI	TB	SLG%	BB	HBP	SO	GDP	OB%	SF	SH	SB	ATT	PO	A	E	FLD%
2020	.361	14	11	36	12	13	1	0	3	11	23	.639	8	0	10	0	.477	0	0	0	0	8	0	0	1.000
2021	.285	63	58	186	29	53	8	0	7	33	82	.441	18	2	54	3	.348	4	0	0	1	68	3	0	1.000
TOTAL	.297	77	69	222	41	66	9	0	10	44	105	.473	26	2	64	3	.370	4	0	0	1	76	3	0	1.000



# 12 KEMP ALDERMAN



## 2021 (FRESHMAN)

Appeared in eight games, making two starts (one in left field, one at DH) ... Hit .125 with one home run and two runs scored ... Went 1-for-4 in collegiate debut vs. Little Rock (4/20) ... Made SEC debut vs. LSU (4/23) ... Hit walk-off home run in series finale vs. LSU (4/24) ... Scored a run in first SEC start vs. South Carolina (4/30).

## PERSONAL

Full name is Riley Kemp Alderman ... Son of Kelly and Sha Alderman .. Has one brother, Ty Alderman, who played baseball at East Central Community College and Mississippi College ... Born August 20, 2002.

## HIGH SCHOOL

Three-year letterwinner at Newton County Academy under head coach Kelly Alderman ... No. 3 prospect in the state of Mississippi and No. 1 first baseman ... No. 47 prospect in the nation and No. 2 first baseman ... 2019 Perfect Game National Showcase ... 2020 Perfect Game All-Southeast Region First Team ... 2019 Perfect Game Underclassman All-American Second Team ... Three-time All-State selection ... 2019 MAIS 2A Player of the Year ... Served two years as team captain and was named team MVP three times ... Hit .612 as a sophomore with nine home runs, posted 2.21 ERA and 16 strikeouts on the mound ... Hit .569 as a junior with 12 home runs, 41 RBI, posting 8-3 record on the mound with 2.83 ERA and 90 strikeouts ... Hit .586 as a senior with four home runs, threw 15.2 innings with 29 strikeouts, a 3-0 record and 1.34 ERA.

### QUICK HITS

CLASS/EXP	SOPHOMORE
POSITION	OUTFIELD/INFIELD/CATCHER
HEIGHT/WEIGHT	6-3/265
BATS/THROWS	RIGHT/RIGHT
HOMETOWN	DECATUR, MISS.
HIGH SCHOOL	NEWTON COUNTY ACADEMY
MAJOR	SPORT & RECREATION ADMIN.
BIRTHDAY	AUGUST 20, 2002

### CAREER HIGHS

- ▶ Runs: 1, 2x, MR vs. South Carolina (4/30/21)
- ▶ Hits: 1, vs. LSU (4/24/21)
- ▶ Home Runs: 1, vs. LSU (4/24/21)
- ▶ RBI: 1, vs. LSU (4/24/21)
- ▶ Walks: --
- ▶ Stolen Bases: --
- ▶ Assists: --

## CAREER STATS

Year	Avg.	GP	GS	AB	R	H	2B	3B	HR	RBI	TB	SLG%	BB	HBP	SO	GDP	OB%	SF	SH	SB	ATT	PO	A	E	FLD%
2021	.125	8	2	16	2	2	0	0	1	1	5	.313	0	0	11	0	.125	0	0	0	0	2	0	1	.667
TOTAL	.125	8	2	16	2	2	0	0	1	1	5	.313	0	0	11	0	.125	0	0	0	0	2	0	1	.667



# 13 HAYDEN DUNHURST



### QUICK HITS

CLASS/EXP	JUNIOR
POSITION	CATCHER
HEIGHT/WEIGHT	5-11/200
BATS/THROWS	LEFT/RIGHT
HOMETOWN	CARRIERE, MISS.
HIGH SCHOOL	PEARL RIVER CENTRAL
MAJOR	SPORT & RECREATION ADMIN.
BIRTHDAY	SEPTEMBER 19, 2000

### CAREER HIGHS

- ▶ Runs: 4, at ULM (3/11/20)
- ▶ Hits: 5, vs. Arkansas (4/10/21)
- ▶ Home Runs: 2, at ULM (3/11/20)
- ▶ RBI: 5, vs. Xavier (2/21/20)
- ▶ Walks: 4, vs. Alcorn State (3/9/21)
- ▶ Stolen Bases: 1, 3x, MR vs. Jackson State (3/3/21)
- ▶ Assists: 4, vs. UCF (2/26/21)

### 2021 (SOPHOMORE)

Appeared in 65 games, making 65 starts (59 at catcher, six at DH) ... Became second player in Rebel history to win ABCA/Rawlings Gold Glove Award ... Selected to USA Baseball Collegiate National Team ... Named to All-SEC Second Team, All-Defensive and All-Newcomer teams ... Went 2-for-4 with two runs scored and one RBI in season-opener vs. TCU (2/20) ... Homered and went 2-for-4 in season opener vs. UCF, went 5-for-11 in series vs. Knights (2/26-27) ... Had a hit in all three games of Belmont series (3/5-7) ... Homered in back-to-back games vs. Central Arkansas (3/23) and Alabama (3/26) ... Drove in three runs, scored two and went 2-for-4 in series opener vs. Alabama (3/26) ... Tied career-high with five hits, going 5-for-5 with a double and two RBI in series opener vs. Arkansas (4/10) ... Drove in seven runs, went 8-for-15 with a double, a triple and seven RBI in Arkansas series (4/10-11) ... Went 5-for-12 with two doubles and two RBI at Mississippi State (4/16-18) ... Had hits in all three games of South Carolina series, driving in four runs and homering once (4/30-5/1) ... Homered, doubled, drove in three runs and scored two in series-finale victory over Vanderbilt (5/16) ... Homered, drove in two runs and scored one in SEC Tournament win over Auburn (5/25) ... Went 2-for-4 with a double and two RBI in NCAA Oxford Regional vs. Southern Miss (6/6) ... Drove in two runs, went 3-for-4 in NCAA Tucson Super Regional win at Arizona (6/12).

### 2020 (FRESHMAN)

Season cut short due to the spread of novel coronavirus COVID-19 ... Named to Buster Posey Award Watch List ... Appeared in all 17 games, starting 15 at catcher ... Hit .269 and slugged .557 with one double and five home runs, the most among Rebel freshmen ... Scored 16 runs and drove in 15 ... Made Rebel debut in season-opener against No. 1 Louisville (2/14) ... Threw out a Louisville baserunner in a strike-'em-out, throw-'em-out to close out the

series victory (2/16) ... Recorded first career hit vs. Xavier, going 2-for-4 with a home run, two runs scored and five RBI (2/21) ... Went 4-for-10 with two home runs, four runs scored and eight RBI in the Xavier series (2/21-23) ... Hit a two-run home run in the Keith LeClair Classic finale against Indiana (3/1) ... Went 4-for-8 with seven runs scored and two RBI in Princeton series (3/6-8) ... Notched first career multi-homer game, going 4-for-5 with a double, four runs scored and three RBI at ULM (3/11) ... Was named SEC Freshman of the Week for his efforts against ULM.

### HIGH SCHOOL

Five-year letterwinner at Pearl River Central High School under head coach Niel Walther ... No. 44 overall prospect, No. 1 catcher in the nation ... No. 4 prospect out of Mississippi ... Played in 2018 Perfect Game All-American Classic ... Top Prospect List at 2018 Perfect Game National Showcase ... 2019 Mississippi Player of the Year (Prep Baseball Report) ... 2019 High School All-American (Collegiate Baseball) ... Top Prospect List at 2017 Perfect Game Junior National Showcase ... Top Prospect List at 2017 Perfect Game Underclass All-American Games ... 2019 Perfect Game Preseason All-Southeast Region First Team ... 2018 Perfect Game Preseason All-American First Team ... 2017 and 2016 Perfect Game Preseason Underclassman All-American High Honorable Mention ... Drew 147 walks and hit 31 home runs in high school career ... Led Pearl River to three South State title games, one South State Championship and one State Championship ... Also played basketball at Pearl River.

### PERSONAL

Full name is Hayden Lane Dunhurst ... Son of Gwen and Bob Dunhurst ... Born on September 19, 2000.

### CAREER STATS

Year	Avg.	GP	GS	AB	R	H	2B	3B	HR	RBI	TB	SLG%	BB	HBP	SO	GDP	OB%	SF	SH	SB	ATT	PO	A	E	FLD%
2020	.269	17	15	52	16	14	1	0	5	15	30	.577	7	1	16	0	.355	2	0	1	1	159	7	2	.988
2021	.280	65	65	232	40	65	11	2	7	43	101	.435	32	9	44	4	.385	2	0	3	5	640	46	3	.996
TOTAL	.278	82	80	284	56	79	12	2	12	58	131	.461	39	10	60	4	.380	4	0	4	6	799	53	5	.994



# 14 TIM SIMAY



### HIGH SCHOOL

A four-time letterwinner at Mill Creek High School in Hoschton, Georgia ... Ranked as the 49th overall prospect in the state of Georgia ... Helped lead Mill Creek to a pair of region championships and a state runner up finish ... Garnered first team all-state laurels as a senior ... Batted over .400 sophomore through senior seasons ... Coached by Doug Jones.

### PERSONAL

Full name is Timothy Arthur Simay ... Son of Jack and Farah Simay ... Born March 18, 2003 ... Has one brother, Matthew.

### QUICK HITS

CLASS	FRESHMAN
POSITION	INFIELD
HEIGHT/WEIGHT	6-0/160
BATS/THROWS	RIGHT/RIGHT
HOMETOWN	HOSCHTON, GA.
HIGH SCHOOL	MILL CREEK
MAJOR	GENERAL BUSINESS
BIRTHDAY	MARCH 18, 2003

### CAREER HIGHS

- ▶ Runs: --
- ▶ Hits: --
- ▶ Home Runs: --
- ▶ RBI: --
- ▶ Walks: --
- ▶ Stolen Bases: --
- ▶ Assists: --

### CAREER STATS

Year	Avg.	GP	GS	AB	R	H	2B	3B	HR	RBI	TB	SLG%	BB	HBP	SO	GDP	OB%	SF	SH	SB	ATT	PO	A	E	FLD%



# 16 J MCCANTS



### 2021 (FRESHMAN)

Appeared in 60 games, including 56 starts (46 in center field, eight at second base, one at third base, one in left field) ... Freshman All-American (D1Baseball) ... SEC All-Freshman Team ... Finished with .300 batting average, 47 runs scored, 10 doubles, two triples, five home runs, 35 RBI and 11-of-13 stolen bases ... Went 2-for-5 with a double and a run scored in collegiate debut vs. Arkansas State ... Went 2-for-3 with two RBI and a career-high three runs scored vs. Memphis (3/2) ... Went 1-for-3 with a walk and a stolen base in SEC debut vs. Auburn (3/20) ... Hit first career home run as part of 2-for-3 day with three RBI and two runs scored vs. Auburn (3/21) ... Went 4-for-11 with four runs scored, three RBI, a double and a home run in Alabama series (3/26-27) ... Tied career-high with three runs scored, going 2-for-4 with two RBI, a double and first career triple vs. North Alabama (4/5) ... Went 3-for-3 with an RBI vs. Alcorn State (4/6) ... Had hits in all three games of Arkansas series (4/10-11) ... Went 2-for-4 with two runs scored vs. Austin Peay (4/13) ... Scored four runs and had three hits, including one home run, in Mississippi State series (4/16-18) ... Drove in career-high four runs thanks to first career grand slam vs. LSU (4/24) ... Went 5-for-10 in South Carolina series with two runs scored, two RBI and a double (4/30-5/1) ... Went 5-for-12 with four runs scored, two RBI and a home run in Vanderbilt series (5/14-16) ... Went 2-for-4 with a double and an RBI in NCAA Oxford Regional vs. Southeast Missouri (6/4) ... Drove in two runs, went 2-for-4 in NCAA Tucson Super Regional opener at Arizona (6/11).

Game All-Florida Region First Team ... 2019 Perfect Game Underclassman All-American First Team ... Two-time All-State selection ... Hit .296 as a sophomore with six doubles, a triple and two home runs, drove in 19 runs and scored 22 ... Hit .389 as a junior with six doubles, a triple and five home runs, drove in 30 runs and scored 27 ... Played just four games during shortened senior season.

### PERSONAL

Full name is Torianno Jermaine McCants ... Son of Felicia and Torianno McCants ... Has two siblings, Jordan and Joi McCants ... Brother, Jordan, was a Mississippi State signee but was drafted in third round (No. 88 overall) of 2021 MLB Draft and signed with Miami Marlins organization ... Born June 6, 2001.

### QUICK HITS

CLASS/EXP	SOPHOMORE
POSITION	INFIELD/OUTFIELD
HEIGHT/WEIGHT	6-3/190
BATS/THROWS	LEFT/RIGHT
HOMETOWN	CANTONMENT, FLA.
HIGH SCHOOL	PENSACOLA CATHOLIC
MAJOR	MULTI-DISCIPLINARY STUDIES
BIRTHDAY	JUNE 6, 2001
CAREER HIGHS	

- ▶ Runs: 3, 3x, MR vs. Vanderbilt (5/15/21)
- ▶ Hits: 3, 3x, MR vs. LSU (4/24/21)
- ▶ Home Runs: 1, 5x, MR vs. Vanderbilt (5/14/21)
- ▶ RBI: 4, vs. LSU (4/24/21)
- ▶ Walks: 2, 4x, MR at Texas A&M (5/8/21)
- ▶ Stolen Bases: 1, 11x, MR at Arizona (6/12/21)
- ▶ Assists: 2, 2x, MR vs. Central Arkansas (3/23/21)

### HIGH SCHOOL

Three-year letterwinner at Pensacola Catholic High School under head coach Seth Currie ... No. 30 prospect and No. 7 shortstop out of Florida ... No. 29 shortstop and No. 139 overall prospect in the nation ... 2019 Perfect Game National Showcase ... 2020 Perfect

### CAREER STATS

Year	Avg.	GP	GS	AB	R	H	2B	3B	HR	RBI	TB	SLG%	BB	HBP	SO	GDP	OB%	SF	SH	SB	ATT	PO	A	E	FLD%
2021	.300	60	56	217	47	65	10	2	5	35	94	.433	26	1	68	6	.369	5	0	11	13	127	8	3	.978
TOTAL	.300	60	56	217	47	65	10	2	5	35	94	.433	26	1	68	6	.369	5	0	11	13	127	8	3	.978



# 17 JOHN KRAMER



### HIGH SCHOOL

Four-time letterwinner at Lafayette High School in Wildwood, Missouri ... Ranked as the No. 318 overall prospect and No. 52 outfielder in the nation ... fourth ranked prospect in the state of Missouri ... Competed in the 2021 Perfect Game World Showcase ... Named the 2021 Missouri Gatorade Player of the Year ... Also earned first team all-state laurels ... School record holder for career home runs (19), single season home runs (11), single season runs (44) ... As a senior, batted .483, 11 homers, eight doubles, 33 RBIs and 44 runs ... Hit .409 as a sophomore, posting five home runs, seven doubles, 19 RBIs and 18 runs ... Coached by Boyd Manne.

### PERSONAL

Full name is John H. Kramer IV ... Son of Jack and Becky Kramer ... Born November 15, 2002 ... Has two siblings, Emma and Nick ... Father Jack played basketball at Michigan and UAB ... Aunt Nicole Kramer swam in the 1976 Olympics.

#### QUICK HITS

CLASS	FRESHMAN
POSITION	OUTFIELD
HEIGHT/WEIGHT	6-1/215
BATS/THROWS	LEFT/LEFT
HOMETOWN	WILDWOOD, MO.
HIGH SCHOOL	LAFAYETTE
MAJOR	FRESHMAN STUDIES
BIRTHDAY	NOVEMBER, 15, 2002

#### CAREER HIGHS

- ▶ Runs: --
- ▶ Hits: --
- ▶ Home Runs: --
- ▶ RBI: --
- ▶ Walks: --
- ▶ Stolen Bases: --
- ▶ Assists: --

### CAREER STATS

Year	Avg.	GP	GS	AB	R	H	2B	3B	HR	RBI	TB	SLG%	BB	HBP	SO	GDP	OB%	SF	SH	SB	ATT	PO	A	E	FLD%



# 18 MITCH MURRELL



### 2021 (SOPHOMORE)

Made five relief appearances ... Recorded 6.35 ERA over 5.2 innings of work with six strikeouts and four walks ... Threw one scoreless inning in season debut vs. Belmont, walking one and striking out two (3/5) ... Tossed career-high 2.0 innings with no runs allowed on one hit, striking out two at Louisiana Tech (3/16) ... Went 1.1 scoreless vs. Central Arkansas (3/23).

### 2020 (FRESHMAN)

Season cut short due to the spread of novel coronavirus COVID-19 ... Made one relief appearance ... Made career debut at ULM (3/11) and worked one clean inning in Rebels' final game of the season.

### HIGH SCHOOL

Three-year letterwinner at Ocean Springs (MS) High School under head coach Brian Rea ... No. 419 prospect in the nation ... 2019 Perfect Game Preseason All-Southeast Region Second Team ... 2018 Perfect Game Preseason Underclassmen All-American Honorable Mention ... 2019 Preseason Under Armour All-American ... 2019 Mississippi 5A/6A All-State ... 2019 All-Gulf Coast Mississippi ... 2018 Futures All-Star Game ... 2017 National Underclassmen Showcase, Top Prospect Team ... Threw almost 50.0 innings as a senior with 88 K's and 0.71 ERA ... Career ERA of 1.96 with 149 K's in 100 IP.

### PERSONAL

Full name is Mitch Eldon Murrell ... Son of Roy and Sabrina Murrell ... Born on September 18, 2000.

#### QUICK HITS

CLASS	JUNIOR
POSITION	RIGHT-HANDED PITCHER
HEIGHT/WEIGHT	6-4/210
BATS/THROWS	RIGHT/RIGHT
HOMETOWN	OCEAN SPRINGS, MISS.
HIGH SCHOOL	OCEAN SPRINGS
MAJOR	GENERAL BUSINESS
BIRTHDAY	SEPTEMBER 18, 2000

#### CAREER HIGHS

- ▶ IP (Start): --
- ▶ IP (Relief): 2.0, at Louisiana Tech (3/16/21)
- ▶ Strikeouts: 2, 2x, MR at Louisiana Tech (3/16/21)
- ▶ ER Allowed: 3, vs. Arkansas State (5/4/21)
- ▶ Runs Allowed: 3, vs. Arkansas State (5/4/21)
- ▶ Walks: 2, vs. Arkansas State (5/4/21)
- ▶ Hits Allowed: 1, 4x, MR vs. Arkansas State (5/4/21)

### CAREER STATS

Year	ERA	W	L	App	GS	CG	SHO	CBO	SV	IP	H	R	ER	BB	SO	2B	3B	HR	BF	B/Avg	WP	HBP	BK	SFA	SHA
2020	0.00	0	0	1	0	0	0	0	0	1.0	1	0	0	0	1	0	0	0	5	.250	0	1	0	0	0
2021	6.35	0	0	5	0	0	0	0	0	5.2	3	4	4	4	6	1	0	0	25	.143	2	0	1	0	0
TOTAL	5.40	0	0	6	0	0	0	0	0	6.2	4	4	4	4	7	1	0	0	30	.160	2	1	1	0	0



# 19 MATTHEW PARENTEAU



## QUICK HITS

CLASS	JUNIOR
POSITION	RIGHT-HANDED PITCHER
HEIGHT/WEIGHT	6-6/220
BATS/THROWS	RIGHT/RIGHT
HOMETOWN	CARMEL, IND.
PREV. SCHOOL	PARKLAND COLLEGE
MAJOR	GENERAL BUSINESS
BIRTHDAY	DECEMBER 14, 2000

## CAREER HIGHS

- ▶ Runs: --
- ▶ Hits: --
- ▶ Home Runs: --
- ▶ RBI: --
- ▶ Walks: --
- ▶ Stolen Bases: --
- ▶ Assists: --

## JUNIOR COLLEGE

Played the 2020 season at Sinclair College in Dayton, Ohio and the 2021 season at Parkland College in Champaign, Illinois ... Earned All-Mid-West Athletic Conference honors in 2021 ... Also named NJCAA All-Academic First Team ... Posted a 1.94 ERA with 74 strikeouts in 46.1 innings ... Coached by Stephen Dintamman at Sinclair College and Jon Goebel at Parkland.

## HIGH SCHOOL

A four-time letterwinner at Guerin Catholic High School in Noblesville, Indiana ... As a senior, threw 58.1 innings with 73 strikeouts, recording a 1.9 earned run average ... Named all-conference and all-county ... Also played basketball ... Coached by Rich Andriole.

## PERSONAL

Full name is Matthew Joseph Parenteau ... Son of Bob and Andrea Parenteau ... Born December 14, 2000 ... Has four siblings, Jack, Will, Ally and Anna ... Both parents swam at Ball State ... Uncles Jon and Dan Parenteau swam at Ohio and UConn, respectively.

## CAREER STATS

Year	ERA	W	L	App	GS	CG	SHO	CBO	SV	IP	H	R	ER	BB	SO	2B	3B	HR	BF	B/Avg	WP	HBP	BK	SFA	SHA
------	-----	---	---	-----	----	----	-----	-----	----	----	---	---	----	----	----	----	----	----	----	-------	----	-----	----	-----	-----



# 20 CALVIN HARRIS



### QUICK HITS

CLASS/EXP	SOPHOMORE
POSITION	CATCHER/INFIELD
HEIGHT/WEIGHT	6-0/205
BATS/THROWS	LEFT/RIGHT
HOMETOWN	PEOSTA, IOWA
PREV. SCHOOL	WESTERN DUBUQUE
MAJOR	GENERAL BUSINESS
BIRTHDAY	NOVEMBER 15, 2001

### CAREER HIGHS

- ▶ Runs: 2, vs. Arkansas State (5/4/21)
- ▶ Hits: 2, vs. Arkansas State (5/4/21)
- ▶ Home Runs: 1, 2x, MR vs. Southern Miss (6/7/21)
- ▶ RBI: 3, vs. Auburn (3/20/21)
- ▶ Walks: 2, vs. Arkansas State (5/4/21)
- ▶ Stolen Bases: 1, at #15 Florida (4/2/21)
- ▶ Assists: 1, vs. Southern Miss (6/7/21)

### 2021 (FRESHMAN)

Appeared in 41 games, including 17 starts (13 at DH, four at first base) ... Missed fall season recovering from UCL surgery ... Hit .208 with 10 runs scored, four doubles, two home runs and 18 RBI ... Made collegiate debut vs. Texas (2/22) ... Drove in first career RBI vs. Arkansas State (2/24) ... Notched first career hit, a double, and scored a run vs. UCF (2/27) ... Went 1-for-4 in first career start vs. UCF (2/27) ... Hit first career home run in SEC debut vs. Auburn (3/19) ... Drove in career-high three runs, going 1-for-2 with a double vs. Auburn (3/20) ... Went 2-for-2 with two runs scored, a double and an RBI vs. Arkansas State (5/4) ... Drove in career-high two runs with a double at Texas A&M (5/8) ... Went 1-for-3 with a home run and two RBI vs. Southern Miss (6/7).

### HIGH SCHOOL

Five-year letterwinner and three-year team captain in baseball at Western Dubuque under head coach Casey Bryant ... Rated the No. 2 overall prospect and the top catcher out of the state of Iowa by Perfect Game ... No. 93 overall prospect and the No. 9 catcher in the nation ... Played in 2019 Perfect Game National Showcase and 2019 Perfect Game All-American Classic ... 2020 Perfect Game All-Central Region First Team ... 2019 Perfect Game Preseason Underclassman All-American Second Team ... 2018 and 2019 Iowa Baseball Gatorade Player of the Year ... 2017, 2018, 2019 Iowa Super Elite Team member ... Three-time All-District and four-time All-Conference selection ... Hit .390/.475/.576 as a sophomore with five doubles, seven triples, one home run and 61 RBI ... Hit .413/.518/.790 as a junior with 10 doubles, nine triples, eight home runs, 52 RBI ... On the mound as a junior, went 8-1 with a 0.53 ERA, 100 strikeouts and a .137 opponent batting average over 53 innings pitched ... Hit .408/.539/.709 as a senior with 10 doubles, seven home runs, 40 RBI and drew 46 walks ...

On the mound as a senior, posted a 3-1 record with a 1.07 ERA and .155 opponent batting average and 63 strikeouts over 32 innings of work ... Also lettered four years in football and basketball ... Played quarterback, led Western Dubuque football team to 2019 3A State Championship ... Named 3A Football Player of the Year ... Two-time All-State selection in football ... Named Male Athlete of the Year by The Gazette ... 2016 All-Conference selection in basketball, led team to 2017 state title.

### PERSONAL

Full name is Calvin John Harris ... Son of Juli and Scott Harris .. Has three siblings: Brett, Maddie and Shannon ... Enjoys hunting and fishing ... Born November 15, 2001.

### CAREER STATS

Year	Avg.	GP	GS	AB	R	H	2B	3B	HR	RBI	TB	SLG%	BB	HBP	SO	GDP	OB%	SF	SH	SB	ATT	PO	A	E	FLD%
2021	.208	41	17	72	10	15	4	0	2	18	25	.347	9	0	20	4	.279	5	0	1	1	29	1	0	1.000
TOTAL	.208	41	17	72	10	15	4	0	2	18	25	.347	9	0	20	4	.279	5	0	1	1	29	1	0	1.000



# 21 DREW MCDANIEL



## QUICK HITS

CLASS	JUNIOR
POSITION	RIGHT-HANDED PITCHER
HEIGHT/WEIGHT	6-2/185
BATS/THROWS	RIGHT/RIGHT
HOMETOWN	LAFAYETTE, LA.
PREV. SCHOOL	SAINT THOMAS MORE CATHOLIC
MAJOR	MULTI-DISCIPLINARY STUDIES
BIRTHDAY	AUGUST 26, 2000

## CAREER HIGHS

- ▶ IP (Start): 6.2, vs. Georgia (5/27/21)
- ▶ IP (Relief): 3.0, at Alabama (3/26/21)
- ▶ Strikeouts: 11, vs. Georgia (5/27/21)
- ▶ ER Allowed: 7, vs. Southern Miss (6/6/21)
- ▶ Runs Allowed: 7, vs. Southern Miss (6/6/21)
- ▶ Walks: 3, at Georgia (5/22/21)
- ▶ Hits Allowed: 9, vs. LSU (4/24/21)

## 2021 (SOPHOMORE)

Made 20 total appearances, including 13 starts ... Finished with 5-2 record, 6.08 ERA over 63.2 innings pitched with 72 strikeouts and 22 walks ... Threw one scoreless inning in season debut at State Farm College Baseball Showdown vs. TCU (2/20) ... Went 4.1 innings in first career start vs. Arkansas State, allowing one run on two hits and one walk with eight strikeouts to tally first career win (2/24) ... Allowed two runs on six hits and no walks with seven strikeouts over 5.0 innings in SEC debut vs. Auburn (3/20) ... Threw three scoreless innings in relief, contributing to shutout victory at Alabama (3/26) ... Allowed one run on two hits over 4.0 innings in start vs. Alcorn State (4/6) ... Tossed 5.1 innings with two runs allowed on three hits and two walks with four strikeouts at Mississippi State (4/18) ... Set career-highs with 11 strikeouts over 6.2 innings pitched in SEC Tournament victory over Georgia (5/27).

## 2020 (FRESHMAN)

Season cut short due to the spread of novel coronavirus COVID-19 ... Made three appearances, all in relief ... Did not record a decision and finished the season with a 9.00 ERA in 3.0 IP with two strikeouts and one walk ... Appeared in first career game vs. Xavier (2/21), and pitched one perfect inning in combined no-hitter.

## HIGH SCHOOL

Four-year letterwinner at Saint Thomas More Catholic High School in Lafayette, La. ... Ranked the No. 106 prospect in the nation out of high school (Perfect Game) ... No. 3 prospect in Louisiana, No. 1 pitcher in Louisiana (Perfect Game) ... 2019 Preseason All-Southeast Region First Team (Perfect Game) ... 2018/2017 Preseason Underclassman All-American Honorable Mention (Perfect Game) ... 2018 Perfect Game National Showcase, Top Prospect Team ... 2018 Louisiana All-Star Game MVP ... 2018/2017 All-District First Team ... Held opposing batters to a .191 OBA as a junior, .163 as a senior ... Combined 10-5 record over 2018-19 seasons.

## PERSONAL

Full name is Andrew Foret McDaniel ... Son of Heathyr and Craig McDaniel ... Born on August 26, 2000.

## CAREER STATS

Year	ERA	W	L	App	GS	CG	SHO	CBO	SV	IP	H	R	ER	BB	SO	2B	3B	HR	BF	B/Avg	WP	HBP	BK	SFA	SHA
2020	9.00	0	0	3	0	0	0	1	0	3.0	3	3	3	3	2	0	0	1	16	.300	1	3	0	0	0
2021	6.08	5	2	20	13	0	0	2	0	63.2	78	47	43	22	72	12	2	10	295	.297	3	6	3	2	2
TOTAL	6.21	5	2	23	13	0	0	3	0	66.2	81	50	46	25	74	12	2	11	311	.297	4	9	3	2	2



## 22 MAX CIOFFI



## QUICK HITS

CLASS	SENIOR
POSITION	RIGHT-HANDED PITCHER
HEIGHT/WEIGHT	6-4/220
BATS/THROWS	RIGHT/RIGHT
HOMETOWN	CHICAGO, ILL
PREV. SCHOOL	SAINT PATRICK
MAJOR	MASTER OF ATHLETICS ADMIN.
BIRTHDAY	AUGUST 26, 2000
CAREER HIGHS	

- ▶ IP (Start): 3.2 vs. North Alabama (4/2/19)
- ▶ IP (Relief): 3.2, 2x, MR vs. Little Rock (3/5/19)
- ▶ Strikeouts: 7 vs. Little Rock (3/5/19)
- ▶ ER Allowed: 3, 3x, MR vs. Mississippi State (5/12/19)
- ▶ Runs Allowed: 5 vs. North Alabama (4/2/19)
- ▶ Walks: 4, vs. Texas Tech (2/21/21)
- ▶ Hits Allowed: 6 vs. North Alabama (4/2/19)

## 2020 (SENIOR)

Made two relief appearances ... Notched 1.2 key innings of work in season-debut vs. Texas Tech, allowing one run on one hit with three strikeouts to bridge 5-4 victory (2/21) ... Missed two months with meniscus tear ... Returned vs. North Alabama, allowing one run on three hits in 1.0 innings (4/5) ... Missed remainder of season with torn UCL.

## 2020 (JUNIOR)

Season cut short due to the spread of novel coronavirus COVID-19 ... Made six appearances, all in relief ... Led the team with a 0.00 ERA ... Recorded first career save ... Allowed just one run all year in 8.0 IP ... Held opposing hitters to a .115 batting average ... Recorded 12 strikeouts and zero walks ... Earned first career save in 7-6 win over No. 1 Louisville (2/16) ... Struck out four over 2.0 IP in one-run win at ECU (2/29).

## 2019 (SOPHOMORE)

Appeared 16 games, making one start ... Turned in 30.1 innings of work with a 2-2 record and 4.45 ERA ... Allowed 18 runs (15 earned) on 31 hits with 38 strikeouts and nine walks (4.2 K/BB ratio) ... Notched career-high 3.2 scoreless innings with just one hit allowed, one walk and five strikeouts in 2019 debut against Wright State (2/16) ... Matched career-high with 3.2 innings pitched, allowing no runs on five hits with seven strikeouts and two walks against Little Rock (3/5) ... Threw 1.1 scoreless innings with three strikeouts against Alabama (3/16) ... Made first career start against North Alabama (4/2) ... Tossed 1.2 scoreless innings, allowing one hit and one walk in SEC Tournament win over Georgia (5/25) ... Closed out NCAA Oxford Regional Championship victory over Jacksonville State, yielding one run on two hits in 1.0 innings of work (6/2).

## 2018 (FRESHMAN)

Appeared in 14 games, totaling 23.0 innings of work with a 1.96 ERA, the lowest of all Rebel pitchers with more than an inning pitched ... Allowed just five runs of 14 hits, walking nine and striking out 16 ... Threw 12.1 innings of scoreless ball before allowing the first run of his collegiate career ... Made first collegiate appearance against Tulane, retiring the first three batters he faced (2/24) ... Retired three straight, striking out two in third collegiate outing against Little Rock (3/7) ... Three one inning in first SEC appearance against Tennessee, allowing just one baserunner on a walk (3/17) ... Went 3.1 innings, allowing no runs on two hits in longest outing of the season at Mississippi State (4/7) ... Threw two scoreless innings against LSU, allowing two hits (4/26) ... Threw three scoreless and hitless innings to close out 7-0 win over Auburn in SEC Tournament (5/25) ... Didn't allow a run or a hit in two innings of work in NCAA Regional win over Saint Louis (6/2).

## HIGH SCHOOL

Attended Saint Patrick High School where he was a three-year letterwinner under head coach Dan Kusinski ... Went 9-4 in his HS career with a 2.91 ERA ... Named all-conference as a junior and senior ... Earned team MVP honors as a sophomore and senior ... Led team with 85 strikeouts as a senior, going 5-2 with a 3.22 ERA ...

## PERSONAL

Full name is Maxwell Antonio Cioffi ... Son of Chris and Katie Cioffi ... Born March 1, 1999 ... Has one brother, Nick, and one sister, Alexis ... Multi-disciplinary studies major.

## CAREER STATS

Year	ERA	W	L	App	GS	CG	SHO	CBO	SV	IP	H	R	ER	BB	SO	2B	3B	HR	BF	B/Avg	WP	HBP	BK	SFA	SHA
2018	1.96	0	0	14	0	0	0	2	0	23.0	14	5	5	9	16	4	1	1	93	.175	2	3	0	1	0
2019	4.45	2	2	16	1	0	0	0	0	30.1	31	18	15	9	38	6	0	4	130	.263	1	2	0	0	1
2020	0.00	0	0	6	0	0	0	0	1	8.0	3	1	0	0	12	1	0	0	26	.115	1	0	0	0	0
2021	6.75	0	0	2	0	0	0	0	0	2.2	4	2	2	4	4	2	0	0	15	.364	0	0	0	0	0
TOTAL	3.09	2	2	38	1	0	0	2	1	64.0	52	26	22	22	70	13	1	5	264	.221	4	5	0	1	1



# 23 JOSH MALLITZ



## QUICK HITS

CLASS	SOPHOMORE
POSITION	RIGHT-HANDED PITCHER
HEIGHT/WEIGHT	6-3/195
BATS/THROWS	RIGHT/RIGHT
HOMETOWN	TAMPA, FLA.
HIGH SCHOOL	TAMPA JESUIT
MAJOR	GENERAL BUSINESS
BIRTHDAY	OCTOBER 20, 2001

## CAREER HIGHS

- ▶ IP (Start): 4.0, 2x, MR vs. La Tech (3/16/21)
- ▶ IP (Relief): 1.0, 3x, MR at Alabama (3/27/21)
- ▶ Strikeouts: 6, 2x, MR vs. Little Rock (5/12/21)
- ▶ ER Allowed: 5, vs. Arkansas (4/11/21)
- ▶ Runs Allowed: 5, vs. Arkansas (4/11/21)
- ▶ Walks: 2, 3x, MR vs. UT Martin (5/18/21)
- ▶ Hits Allowed: 5, 2x, MR vs. UT Martin (5/18/21)

## 2021 (FRESHMAN)

Made 17 appearances, including six starts ... Finished with 4-1 record and 7.33 ERA with 35 strikeouts and 10 walks ... Made collegiate debut in State Farm College Baseball Showdown vs. Texas, tossing one flawless inning with two strikeouts (2/22) ... Made first career start vs. Alcorn State, throwing 4.0 scoreless innings with four hits and one walk allowed, striking out six (3/9) ... Tied career-long start at 4.0 innings at Louisiana Tech ... Made SEC debut vs. Auburn (3/21) ... Threw 3.0 innings with one unearned run allowed on three hits and no walks with three strikeouts in start vs. Central Arkansas (3/23) ... Tossed one scoreless inning, striking out two at Florida (4/1) ... Allowed two runs, one earned over 3.0 innings in start vs. North Alabama (4/5) ... Tied career-high with six strikeouts, allowing one run over 2.0 innings vs. Little Rock (5/12).

Three-year letterwinner at Tampa Jesuit under head coach Miguel Menendez ... No. 84 prospect, No. 22 right-handed pitcher out of Florida ... 2019 Perfect Game National Showcase ... 2020 Perfect Game All-Florida Region Second Team ... Led Tampa Jesuit to 2019 State Championship and No. 1 national ranking ... Went 1-0 with two saves in 11 appearances as a sophomore ... Notched 2-1 record and 4.41 ERA as a junior with 24 strikeouts and seven walks ... Went 2-0 with a 0.54 ERA, .136 opponent batting average, 18 strikeouts and just one walk in shortened senior season ... Finished high school career with 3.40 ERA.

## PERSONAL

Full name is Joshua Drew Mallitz ... Son of Libby and David Mallitz ... Has one sister, Jordyn Mallitz ... Born October 20, 2001.

## HIGH SCHOOL

## CAREER STATS

Year	ERA	W	L	App	GS	CG	SHO	CBO	SV	IP	H	R	ER	BB	SO	2B	3B	HR	BF	B/Avg	WP	HBP	BK	SFA	SHA
2021	7.33	4	1	17	6	0	0	0	0	27.0	41	25	22	10	35	10	0	2	135	.339	3	0	0	3	1
TOTAL	7.33	4	1	17	6	0	0	0	0	27.0	41	25	22	10	35	10	0	2	135	.339	3	0	0	3	1



# 24 JACKSON KIMBRELL

**QUICK HITS**

<b>CLASS</b>	<b>JUNIOR</b>
<b>POSITION</b>	<b>RIGHT-HANDED PITCHER</b>
<b>HEIGHT/WEIGHT</b>	<b>6-1/195</b>
<b>BATS/THROWS</b>	<b>RIGHT/RIGHT</b>
<b>HOMETOWN</b>	<b>BIRMINGHAM, ALA.</b>
<b>HIGH SCHOOL</b>	<b>OAK MOUNTAIN</b>
<b>MAJOR</b>	<b>FINANCE</b>
<b>BIRTHDAY</b>	<b>OCTOBER 6, 2000</b>

**CAREER HIGHS**

- ▶ IP (Start): 5.0, at ULM (3/11/20)
- ▶ IP (Relief): 3.2, vs. Vanderbilt (5/16/21)
- ▶ Strikeouts: 5, vs. Memphis (3/2/21)
- ▶ ER Allowed: 3, vs. LSU (4/23/21)
- ▶ Runs Allowed: 4, vs. LSU (4/23/21)
- ▶ Walks: 2, 5x, MR vs. Arkansas (5/29/21)
- ▶ Hits Allowed: 6, at ULM (3/11/20)

**2021 (SOPHOMORE)**

Made 24 relief appearances ... Finished 5-1 with a 5.74 ERA, 38 strikeouts and 19 walks over 31.1 innings pitched ... Second on team in relief appearances ... Did not allow a run through first five appearances of 2021 season ... Made season debut in season-opener vs. TCU, going 2.1 innings with no runs allowed on two hits and one walk, striking out four (2/20) ... Tossed 1.2 scoreless innings vs. Arkansas State with two strikeouts (2/24) ... Allowed no runs on three hits over 1.2 innings vs. UCF (2/27) ... Struck out career-high five over 3.0 flawless innings vs. Memphis ... Made SEC debut vs. Auburn (3/20) ... Fanned four over 2.0 innings vs. Alcorn State (4/6) ... Struck out two over 1.0 scoreless vs. Little Rock (4/20) ... Threw 1.2 scoreless innings with two strikeouts in NCAA Oxford Regional vs. Southern Miss (6/6).

**2020 (FRESHMAN)**

Season cut short due to the spread of novel coronavirus COVID-19 ... Made five appearances, two starts ... Assumed the role of midweek starter in early March ... Worked to a 2-0 record with a 2.45 ERA ... Struck out nine and walked just three ... Recorded 11.0 IP ... Pitched one perfect inning in combined no-hitter over Xavier (2/21) in first career appearance ... Made first career start vs. Memphis (3/3), went 3.0 IP with one run allowed for first career win ... Made second start at ULM (3/11), and went career best 5.0 IP with just one run allowed for second win.

**HIGH SCHOOL**

Four-year letterwinner at Oak Mountain High School in Birmingham, Ala., under head coach Derek Irons ... Also played football for two years ... Named team captain as a senior ... Was named All-District, All-Region, All-State, and All-Super State in his final season ... Was a member of the Super 10 in Alabama ... 2019 Perfect Game Preseason All-Southeast Region Second Team ... 2018/17/16 Perfect Game Preseason Underclassmen All-American Honorable Mention ... Had 96 Ks as a senior, and 95 a year before.

**PERSONAL**

Full name is Taylor Jackson Kimbrell ... Son of Jason and Eady Kimbrell ... Born on October 6, 2000 ... Freshman studies major.

**CAREER STATS**

Year	ERA	W	L	App	GS	CG	SHO	CBO	SV	IP	H	R	ER	BB	SO	2B	3B	HR	BF	B/Avg	WP	HBP	BK	SFA	SHA
2020	2.45	2	0	5	2	0	0	1	0	11.0	11	4	3	3	9	0	0	1	48	.244	1	0	0	0	0
2021	5.74	5	1	24	0	0	0	0	0	31.1	28	21	20	19	38	5	0	3	142	.237	8	2	1	1	2
TOTAL	4.89	7	1	29	2	0	0	1	0	42.1	39	25	23	22	47	5	0	4	190	.239	9	2	1	1	2



# 25 TIME ELKO



**QUICK HITS**

<b>CLASS</b>	<b>SENIOR</b>
<b>POSITION</b>	<b>INFIELD/OUTFIELD</b>
<b>HEIGHT/WEIGHT</b>	<b>6-4/240</b>
<b>BATS/THROWS</b>	<b>RIGHT/RIGHT</b>
<b>HOMETOWN</b>	<b>LUTZ, FLA.</b>
<b>HIGH SCHOOL</b>	<b>HILLSBOROUGH</b>
<b>MAJOR</b>	<b>MASTER OF SPORT ANALYTICS</b>
<b>BIRTHDAY</b>	<b>DECEMBER 27, 1998</b>

**CAREER HIGHS**

- ▶ **Runs:** 3, 5x, MR vs. Southern Miss (6/7/21)
- ▶ **Hits:** 4, 2x, MR at Alabama (3/27/21)
- ▶ **Home Runs:** 2, 3x, MR vs. Southern Miss (6/7/21)
- ▶ **RBI:** 5, 4x, MR vs. Southern Miss (6/7/21)
- ▶ **Walks:** 3, vs. Georgia (5/27/21)
- ▶ **Stolen Bases:** 2 at Georgia State (3/14/18)
- ▶ **Assists:** 3 at Georgia State (3/13/18)

**2021 (SENIOR)**

Appeared in 49 games, making 43 starts ... Became first player in program history to be named SEC Scholar-Athlete of the Year ... Became first Rebel to be named ABCA All-South Region at first base ... Notched walk-off hit in win over UCF (2/27) ... Homered in three straight games against Memphis (3/2), Jackson State (3/3) and Belmont (3/5) ... Tied career-high with five RBI, going 3-for-5 with two runs scored against Belmont (3/5) ... Scored three runs, went 2-for-3 with four RBI in first career two-homer game against Belmont (3/7) ... Named SEC Player of the Week, Bragan Slugger of the Week and Collegiate Baseball National Player of the Week for efforts vs. Belmont (Week 3) ... Went 2-for-3 with three runs scored and three RBI vs. Alcorn State (3/9) ... Tied career-high with five RBI vs. ULM, including first career grand slam (3/12) ... Set career-high with four hits, drove in three runs and scored two in series finale vs. Auburn (3/21) ... Tied career-high marks with four hits and five RBI in series finale at Alabama (3/27) ... Suffered torn ACL vs. North Alabama (4/5) ... Returned to the field to pinch hit vs. South Carolina less than one month after tearing ACL (5/1) ... Hit three-run home run in win at Texas A&M (5/8) ... Returned to starting lineup in DH role at Georgia (5/20) ... Notched second career multi-homer game as part of 3-for-4 effort with four RBI in SEC Tournament vs. Vanderbilt (5/26) ... Hit grand slam in NCAA Oxford Regional opening win over Southeast Missouri (6/4) ... Tallied second multi-home run game of season, going 3-for-3 with three runs scored and five RBI in NCAA Oxford Regional finale win over Southern Miss (6/7) ... Went 2-for-4 with an RBI and a run scored in Game 2 win over Arizona in NCAA Tucson Super Regional (6/12).

**2020 (JUNIOR)**

Season cut short due to the spread of novel coronavirus COVID-19 ... Appeared in 14 games, started in 12 ... Batted .354, the fifth-highest average on the team and the highest batting average in his career ... Was 2-for-3 with two runs, RBI, and a double vs. Xavier (2/21) ... Was responsible for both runs in 2-1 victory at ECU with a run and RBI (2/29) ... Was 3-for-4 with career high three runs vs. Princeton (3/6) ... Had six hits, six runs, seven RBI, and one home run in series vs. Princeton (3/6-8) ...

Had five hits, second career triple in two-game series with ULM (3/10-11).

**2019 (SOPHOMORE)**

Appeared in 32 games, making 19 starts ... Hit .212 with 10 runs scored, nine RBI, two doubles, a triple and two home runs ... Notched first hit of the season, a home run, at Tulane (2/23) ... Recorded first multi-hit game, going 2-for-4 with a double and a run scored against UT Martin (2/26) ... Crushed pinch-hit home run in ninth inning against Louisville (3/13) ... Recorded first career triple against Arkansas-Pine Bluff (3/20) ... Was outstanding in NCAA Oxford Regional, hitting .714 over three games, the top mark in the SEC and sixth-best in the nation during the NCAA Regional round.

**2018 (FRESHMAN)**

Started 11 games and appeared in 29 total ... Hit .216 with one home run and three doubles ... Scored 10 runs and drove in five ... Logged first multi-hit game (2-for-4) and first extra-base hit, a double, vs. Memphis (2/20) ... Hit first career home run as part of 2-for-5 day with two RBI and two runs scored at Georgia State (3/14) ... Went 2-for-3 with a double and a run scored in first SEC game against Tennessee (3/16).

**HIGH SCHOOL**

Attended Hillsborough High School where he was a four-year letterwinner under head coach Kenny White ... Hit .394 in his HS career with 93 RBI, 71 runs and 115 hits ... Named to the 2017 Perfect Game Florida High School Dream Team ... Also a 2017 Rawlings-Perfect Game Preseason All-American ... Named a 2017 Florida Athletic Coaches Association All-Star ... Also earned 2016 Rawlings-Perfect Game All-America honors in 2016 ... Named the No. 14 overall prospect in the state of Florida (Perfect Game) ... Ranked the No. 69 overall player in the country (Perfect Game) ... Hillsborough HS Vice President ... Member of FCA and National Honor Society.

**PERSONAL**

Full name is Timothy John Elko ... Son of John and Cheryl Elko ... Born December 27, 1998 ... Has one sister, Catie.

**CAREER STATS**

Year	Avg.	GP	GS	AB	R	H	2B	3B	HR	RBI	TB	SLG%	BB	HBP	SO	GDP	OB%	SF	SH	SB	ATT	PO	A	E	FLD%
2018	.216	29	11	51	10	11	3	0	1	5	17	.333	3	0	16	0	.255	1	0	2	2	16	17	2	.943
2019	.212	32	19	66	10	14	2	1	2	9	24	.364	9	1	17	1	.316	0	0	1	2	35	3	0	1.000
2020	.354	14	12	48	12	17	4	1	3	15	32	.667	2	0	13	0	.373	1	0	3	3	32	4	0	1.000
2021	.325	49	43	160	41	52	8	0	16	55	108	.675	29	6	53	2	.444	1	0	0	0	67	17	4	.955
<b>TOTAL</b>	<b>.289</b>	<b>124</b>	<b>85</b>	<b>325</b>	<b>73</b>	<b>94</b>	<b>17</b>	<b>2</b>	<b>22</b>	<b>84</b>	<b>181</b>	<b>.557</b>	<b>43</b>	<b>7</b>	<b>99</b>	<b>3</b>	<b>.381</b>	<b>3</b>	<b>0</b>	<b>6</b>	<b>7</b>	<b>150</b>	<b>41</b>	<b>6</b>	<b>.970</b>



# 26 HUNTER ELLIOTT



### HIGH SCHOOL

four-time letterwinner at Tupelo High School in Tupelo, Mississippi ... Ranked the No. 203 overall prospect and No. 25 left-handed pitcher by Perfect Game ... Tabbed the No. 4 player in the state of Mississippi ... Competed at the 2020 National Showcase ... Garnered all-state honors in 2021 ... Was also named the district player of the year and the team MVP at THS ... A two-time all-district honoree ... Coached by Justin Reed.

### PERSONAL

Full name is Hunter Rece Elliott ... Son of Wally and Misty Elliott ... Born August 27, 2002 ... Has one brother, Hayden, and two sisters, Hayley and Hannah ... Father played baseball at Central Arkansas.

### QUICK HITS

CLASS/EXP	FRESHMAN
POSITION	LEFT-HANDED PITCHER
HEIGHT/WEIGHT	6-3/205
BATS/THROWS	LEFT/LEFT
HOMETOWN	TUPELO, MISS.
HIGH SCHOOL	TUPELO
MAJOR	GENERAL BUSINESS
BIRTHDAY	AUGUST 27, 2002

### CAREER HIGHS

- ▶ IP (Start): --
- ▶ IP (Relief): --
- ▶ Strikeouts: --
- ▶ ER Allowed: --
- ▶ Runs Allowed: --
- ▶ Walks: --
- ▶ Hits Allowed: --

### CAREER STATS

Year	ERA	W	L	App	GS	CG	SHO	CBO	SV	IP	H	R	ER	BB	SO	2B	3B	HR	BF	B/Avg	WP	HBP	BK	SFA	SHA



# 27 JOHN GADDIS



## QUICK HITS

CLASS	SENIOR
POSITION	LEFT-HANDED PITCHER
HEIGHT/WEIGHT	6-0/190
BATS/THROWS	LEFT/LEFT
HOMETOWN	CORPUS CHRISTI, TEXAS
PREV. SCHOOL	TEXAS A&M-CORPUS CHRISTI
MAJOR	MASTER OF ATHLETICS ADMIN.
BIRTHDAY	OCTOBER 8, 1998

## CAREER HIGHS

- ▶ IP (Start): 7.1, vs. SE Louisiana (5/14/21)
- ▶ IP (Relief): 4.1, vs. Lamar (4/14/19)
- ▶ Strikeouts: 13, vs. Sam Houston (5/26/21)
- ▶ ER Allowed: 7, at UT Arlington (2/14/20)
- ▶ Runs Allowed: 7, at UT Arlington (2/14/20)
- ▶ Walks: 4, 2x, MR at UT Arlington (2/14/20)
- ▶ Hits Allowed: 11, at McNeese State (5/10/19)

## TEXAS A&M-CORPUS CHRISTI

Landed on All-Southland Second Team as a senior... Named to the Southland All-Tournament Team... Tabbed to the Southland All-Academic First Team... Appeared in 13 games and started ten... Won five games and had a team-low 2.25 ERA... Tossed 64.0 innings... Struck out 72 batters while only walking 18... Had a 22-inning shutout streak that spanned five games... Threw four complete games... Threw a complete game three-hit shutout against Lamar (4/30)... Stuck out 10 in a complete game shutout against Houston Baptist (4/24)... Struck out 13 batters in 7 shutout innings in the Southland Tournament opener against Sam Houston St (5/26) ... Named to the All-Southland Preseason Second Team as a junior ... appeared and started four contests ... worked 21.0 innings on the season with 19 strikeouts ... walked just 12 batters on the year ... threw 6.0 innings against Manhattan (2/28), picking up the win after striking out seven in 6.0 innings of scoreless work, allowing just two hits ... struck out four batters while allowing no runs on four hits against Utah (2/21) ... As a sophomore, appeared in 20 games making five starts late in the year ... worked 49.2 innings of work, allowing 17 earned runs ... picked up four wins on the season with a 3.08 ERA ... struck out nine batters against Southeastern La. (4/23), allowing just five hits and one walk ... followed up that start with a nine-strikeout performance against SHSU (5/4), going 5.0 innings while allowing two runs on three hits ... struck out five batters in 4.1 innings of relief at Lamar (4/14) ... Made seven trips out of the pen as a freshman ... struck out seven over 3.2 IP.

## HIGH SCHOOL

Four-time letterwinner at Calallen High School in Corpus Christi, Texas ... Also played football ... Coached by Steve Chapman

## PERSONAL

Full name is John Michael Gaddis ... Son of Mike and Marta Gaddis ... Born October 8, 1998 ... Has one sister, Lauren.

## CAREER STATS

Year	ERA	W	L	App	GS	CG	SHO	CBO	SV	IP	H	R	ER	BB	SO	2B	3B	HR	BF	B/Avg	WP	HBP	BK	SFA	SHA
2018	12.27	0	0	7	0	0	0	0	0	3.2	6	8	5	7	2	1	0	2	27	.333	1	1	1	0	1
2019	3.08	4	4	20	5	0	0	0	1	49.2	44	19	17	18	54	11	1	4	210	.240	1	5	1	3	1
2020	3.86	1	1	4	4	0	0	0	0	21.0	17	9	9	12	19	5	0	2	91	.227	1	2	0	0	2
2021	2.25	5	3	13	10	4	2	0	0	64.0	42	19	16	18	72	8	0	6	256	.186	5	4	0	0	8
TOTAL	3.06	10	8	44	19	4	2	0	1	138.1	109	55	47	55	150	25	1	14	584	.217	8	12	2	3	12



# 28 BANKS TOLLEY



### JUNIOR COLLEGE

Played at Meridian Community College in Meridian, Mississippi, for two seasons ... Named all-region and all-conference in 2021 ... Batted .417 with 17 doubles, 13 home runs and 54 RBIs ... Played soccer during the fall of 2018 at Mercer in Macon, Georgia.

### PERSONAL

Full name is Austin Banks Tolley ... Son of Preston and Valeria Tolley ... Born March 13, 2000.

### HIGH SCHOOL

Four-time letterwinner at St. Andrews Episcopal School in Jackson, Mississippi ... Led St. Andrews to a state championship in 2018 ... Tabbed the Offensive MVP of the 3A-4A All-Star Game ... A two-time first team all-district honoree ... Named team MVP in 2018 and Best Offensive Player in 2017 ... Batted .402 as a junior and .417 as a senior ... Also played soccer and football ... Coached by Mark Fanning.

### QUICK HITS

CLASS	JUNIOR
POSITION	OUTFIELD
HEIGHT/WEIGHT	6-0/185
BATS/THROWS	RIGHT/RIGHT
HOMETOWN	MADISON, MISS.
PREV. SCHOOL	MERIDIAN CC
MAJOR	DIETETICS & NUTRITION
BIRTHDAY	MARCH 13, 2000

### CAREER HIGHS

- ▶ Runs: --
- ▶ Hits: --
- ▶ Home Runs: --
- ▶ RBI: --
- ▶ Walks: --
- ▶ Stolen Bases: --
- ▶ Assists: --

### CAREER STATS

Year	Avg.	GP	GS	AB	R	H	2B	3B	HR	RBI	TB	SLG%	BB	HBP	SO	GDP	OB%	SF	SH	SB	ATT	PO	A	E	FLD%
------	------	----	----	----	---	---	----	----	----	-----	----	------	----	-----	----	-----	-----	----	----	----	-----	----	---	---	------



# 31 LUKE ELLIS



## HIGH SCHOOL

A four-time letterwinner at St. Benedict at Auburndale High School in Memphis, Tennessee ... Named the No. 272 overall prospect and No. 33 left-handed pitcher by Perfect Game ... Ranked the No. 11 player in the state of Tennessee, the second-ranked left-handed pitcher ... Competed at the 2020 National Showcase ... A two-time all-state, all-district, all-division and all-southeast honoree ... batted .330 as a freshman ... Hit .370 as a sophomore and posted a 2.8 ERA with 45 strikeouts ... Batted .405 as a senior ... Recorded a 1.8 ERA on the bump with 68 strikeouts ... Also played basketball ... Coached by Brandon Patton and Adam Smith.

## PERSONAL

Full name is Samuel Luke Ellis ... Son of Wayne and Link Ellis ... Born January 28, 2003 ... Has one sister, Sarah Layne.

### QUICK HITS

CLASS	FRESHMAN
POSITION	LEFT-HANDED PITCHER
HEIGHT/WEIGHT	6-1/175
BATS/THROWS	LEFT/LEFT
HOMETOWN	SOMERVILLE, TENN.
HIGH SCHOOL	ST. BENEDICT AT AUBURNDALE
MAJOR	GENERAL BUSINESS
BIRTHDAY	JANUARY 28, 2003

### CAREER HIGHS

- ▶ IP (Start): --
- ▶ IP (Relief): --
- ▶ Strikeouts: --
- ▶ ER Allowed: --
- ▶ Runs Allowed: --
- ▶ Walks: --
- ▶ Hits Allowed: --

## CAREER STATS

Year	ERA	W	L	App	GS	CG	SHO	CBO	SV	IP	H	R	ER	BB	SO	2B	3B	HR	BF	B/Avg	WP	HBP	BK	SFA	SHA
------	-----	---	---	-----	----	----	-----	-----	----	----	---	---	----	----	----	----	----	----	----	-------	----	-----	----	-----	-----



# 32 NOAH MAGEE



### JUNIOR COLLEGE

Played two seasons at Hinds Community College in Raymond, Mississippi ... Garnered JBB First Team All-American laurels ... Posted a 1.9 ERA with two wins, three saves and 32 strikeouts in 23 innings in 2021.

### PERSONAL

Full name is Noah Hunter Magee ... Son of Rex and Tootie Magee ... Born June 7, 2001.

### HIGH SCHOOL

A four-time letterwinner at Simpson Academy in Mendenhall, Mississippi ... Earned all-district honors four times, including the district MVP in 2019 ... Recorded five saves with a 1.78 ERA in 2019 ... Also played football, earning all-district distinction three times ... Coached by Adam Evans.

#### QUICK HITS

CLASS	JUNIOR
POSITION	RIGHT-HANDED PITCHER
HEIGHT/WEIGHT	6-0/220
BATS/THROWS	RIGHT/RIGHT
HOMETOWN	MOUNT OLIVE, MISS.
PREV. SCHOOL	HINDS CC
MAJOR	MULTI-DISCIPLINARY STUDIES
BIRTHDAY	JUNE 7, 2001

#### CAREER HIGHS

- ▶ IP (Start): --
- ▶ IP (Relief): --
- ▶ Strikeouts: --
- ▶ ER Allowed: --
- ▶ Runs Allowed: --
- ▶ Walks: --
- ▶ Hits Allowed: --

### CAREER STATS

Year	ERA	W	L	App	GS	CG	SHO	CBO	SV	IP	H	R	ER	BB	SO	2B	3B	HR	BF	B/Avg	WP	HBP	BK	SFA	SHA
------	-----	---	---	-----	----	----	-----	-----	----	----	---	---	----	----	----	----	----	----	----	-------	----	-----	----	-----	-----



# 33 BEN VAN CLEVE



**QUICK HITS**

<b>CLASS</b>	<b>SENIOR</b>
<b>POSITION</b>	<b>INFIELD</b>
<b>HEIGHT/WEIGHT</b>	<b>6-3/265</b>
<b>BATS/THROWS</b>	<b>RIGHT/RIGHT</b>
<b>HOMETOWN</b>	<b>INDIANOLA, MISS.</b>
<b>PREV. SCHOOL</b>	<b>NORTHWEST MISSISSIPPI CC</b>
<b>MAJOR</b>	<b>SPORT &amp; RECREATION ADMIN.</b>
<b>BIRTHDAY</b>	<b>JULY 22, 1999</b>

**CAREER HIGHS**

- ▶ **Runs:** 3, vs. Arkansas State (5/4/21)
- ▶ **Hits:** 4, vs. Arkansas State (5/4/21)
- ▶ **Home Runs:** --
- ▶ **RBI:** 2, 4x, MR vs. Arkansas State (5/4/21)
- ▶ **Walks:** 2, vs. Memphis (3/3/20)
- ▶ **Stolen Bases:** --
- ▶ **Assists:** --

**2021 (SENIOR)**

Appeared in 44 games, making 28 starts at DH ... Hit .255 with 14 runs scored, six doubles, one triple and 15 RBI ... Went 2-for-3 with a double, a run scored and two RBI in season opener vs. TCU (2/20) ... Went 1-for-3 with a run scored vs. UCF (2/26) ... Scored two runs, doubled vs. Memphis (3/2) ... Doubled and went 1-for-3 vs. Belmont (3/7) ... Went 3-for-4 vs. ULM (3/14) ... Drove in two runs, scored one and went 2-for-2 vs. Auburn (3/21) ... Tallied two RBI and a run scored vs. Alcorn State (4/6) ... Went 1-for-3 with a walk, a run scored and an RBI vs. Arkansas (4/11) ... Went 2-for-2 with a double and an RBI at Mississippi State (4/17) ... Went 1-for-3 with a double at Mississippi State (4/18) ... Scored a run, went 1-for-2 vs. LSU (4/24) ... Set career-highs in hits and runs scored, going 4-for-5 with three runs scored and two RBI vs. Arkansas State (5/4) ... Notched first career triple, going 1-for-2 with an RBI and a run scored at Texas A&M (5/8) ... Doubled, scored a run and went 1-for-4 vs. Vanderbilt (5/16) ... Went 1-for-3 with an RBI vs. UT Martin (5/18).

**2020 (JUNIOR)**

Season cut short due to the spread of novel coronavirus COVID-19 ... Appeared in 11 games, starting eight ... Served primarily as Rebel DH ... Worked to a .385 batting average, third-highest on the team ... One of two Rebels with an OBP over .500 ... Recorded first start in the first game of the season vs. No. 1 Louisville (2/14) and notched first career hit, a double ... Hit two doubles in three at bats vs. Louisville (2/14-16) ... Recorded first career multi-hit game vs. Princeton (3/6) ... Was 4-for-7 in series vs. Princeton (3/8) ... Hit third double of the season, scored a run at ULM (3/10).

**JUNIOR COLLEGE**

Attended Northwest Mississippi Community College for two years and played under head coach Mark Carson ... Named Team Captain of the Rangers ... Triple Crown winner last season (leading team in BA, HR, and RBI) ... First-Team All-MACJC in 2019 ... 2019 NJCAA Second Team All-American ... As a sophomore, hit .375 with 13 doubles, 14 HR, 47 RBI, and a .719 slugging percentage ... Outstanding student at Northwest, named to the President's List Honor Roll, named Most Outstanding Business Student, and a member of Phi Theta Kappa Honors Society.

**HIGH SCHOOL**

Five-year letterwinner at Indianola Academy in Indianola, Miss. under head coach Clete Putnam ... Also played football and basketball for four years ... Named Team MVP three different years (2013, 2015, 2017) ... 2017 MAIS All-Star ... Named a member of MAIS All-Conference Team all five years of high school career ... MAIS All-State Team (2015-2017) ... Named MVP and led East Coast Sox to WWBA 2016 National Championship ... Ranked the No. 1 first baseman in state of Mississippi, 2016-17 ... Finished senior season with .518 batting average ... Career batting average of .440.

**PERSONAL**

Full name is Bennett Richards Van Cleve ... Son of Seldon and Michelle Van Cleve ... Has two brothers, Woods and Whit ... Born on July 22, 1999 ... Sport and Recreation Administration major ... Grandfather, Gene Van Cleve inducted into M-Club after stellar career with the Ole Miss golf team ... Cousin, Dan Van Cleve, played professional baseball with the Texas Rangers.

**CAREER STATS**

Year	Avg.	GP	GS	AB	R	H	2B	3B	HR	RBI	TB	SLG%	BB	HBP	SO	GDP	OB%	SF	SH	SB	ATT	PO	A	E	FLD%
2020	.385	11	8	26	3	10	3	0	0	1	13	.500	6	2	4	1	.529	0	0	0	0	0	0	0	.000
2021	.255	44	28	102	14	26	6	1	0	15	34	.333	9	5	24	2	.342	1	1	0	0	0	0	0	.000
<b>TOTAL</b>	<b>.281</b>	<b>55</b>	<b>36</b>	<b>128</b>	<b>17</b>	<b>36</b>	<b>9</b>	<b>1</b>	<b>0</b>	<b>16</b>	<b>47</b>	<b>.367</b>	<b>15</b>	<b>7</b>	<b>28</b>	<b>3</b>	<b>.384</b>	<b>1</b>	<b>1</b>	<b>0</b>	<b>0</b>	<b>0</b>	<b>0</b>	<b>0</b>	<b>.000</b>



# 34 RILEY MADDOX



### HIGH SCHOOL

A five-time letterwinner at Jackson Preparatory School in Flowood, Mississippi ... Rated the No. 414 overall prospect and No. 21 third baseman by Perfect Game ... Ranked No. 11 in the state of Mississippi, second among third baseman ... Helped lead Jackson Prep to three-straight state championships from 2018-2020 ... Earned all-state honors in 2019 and 2021 ... Team MVP in 2021 ... Also played football, where he was a two-time all-state honoree and led JPS to a state title in 2018 ... Coached by Brent Heavner.

### PERSONAL

Full name is Riley Phillips Maddox ... Son of Jeff and Renee Maddox ... Has one brother, Aden ... Born October 3, 2002 ... Mother played college softball, while father played college football.

### QUICK HITS

CLASS	FRESHMAN
POSITION	RIGHT-HANDED PITCHER
HEIGHT/WEIGHT	6-1/185
BATS/THROWS	RIGHT/RIGHT
HOMETOWN	PEARL, MISS.
HIGH SCHOOL	JACKSON PREP
MAJOR	SPORT & RECREATION ADMIN.
BIRTHDAY	OCTOBER 3, 2002

### CAREER HIGHS

- ▶ IP (Start): --
- ▶ IP (Relief): --
- ▶ Strikeouts: --
- ▶ ER Allowed: --
- ▶ Runs Allowed: --
- ▶ Walks: --
- ▶ Hits Allowed: --

### CAREER STATS

Year	ERA	W	L	App	GS	CG	SHO	CBO	SV	IP	H	R	ER	BB	SO	2B	3B	HR	BF	B/Avg	WP	HBP	BK	SFA	SHA
------	-----	---	---	-----	----	----	-----	-----	----	----	---	---	----	----	----	----	----	----	----	-------	----	-----	----	-----	-----



# 35 KEVIN GRAHAM



## QUICK HITS

CLASS	SENIOR*
POSITION	INFIELD/OUTFIELD
HEIGHT/WEIGHT	6-1/195
BATS/THROWS	RIGHT/RIGHT
HOMETOWN	O'FALLON, MO.
PREV. SCHOOL	WESTMINSTER CHRISTIAN
MAJOR	FINANCE
BIRTHDAY	AUGUST 12, 1999

## CAREER HIGHS

- ▶ Runs: 3, 2x, MR vs. Arkansas State (2/24/21)
- ▶ Hits: 4, vs. ULM (3/13/21)
- ▶ Home Runs: 1, 27x, MR vs. Vanderbilt (5/28/21)
- ▶ RBI: 5, vs. North Alabama (4/5/21)
- ▶ Walks: 2, 6x, MR at Arizona (6/11/21)
- ▶ Stolen Bases: 1, 3x, MR vs. Little Rock (5/12/21)
- ▶ Assists: 3, 2x, MR at LSU (5/3/19)

## 2021 (JUNIOR)

Started all 67 games ... Finished season on longest reached-base streak in college baseball (60 games) ... Reached base in 65 of 67 games ... Named to ABCA/Rawlings All-South Region First Team ... Led team with 56 RBI and 16 doubles ... Finished second on team with .342 batting average, 58 runs scored, 89 hits, 15 doubles and 14 home runs ... Went 3-for-4 with three runs scored and two RBI vs. Arkansas State (2/24) ... Drove in three runs, scored two as part of 2-for-3 day vs. Jackson State (3/3) ... Went 8-for-11 with five runs scored, five RBI and two home runs in ULM series (3/12-14) ... Homered and drove in career-high five runs vs. North Alabama (4/5) ... Went 5-for-13 with four runs scored, four RBI and a home run in series vs. Arkansas (4/10-11) ... Doubled, drove in two runs and went 3-for-4 vs. Little Rock (4/20) ... Went 6-for-13 in South Carolina series with hits in each game, including 3-for-4 performance with two runs scored, two RBI and a home run in series finale (4/30-5/1) ... Went 3-for-3 vs. Little Rock with a double and an RBI (5/12) ... Drove in four runs as part of 3-for-6 day at Georgia (5/21) ... Had multiple hits in three of four NCAA Oxford Regional games, going 7-for-17 with three runs scored, three RBI and two doubles (6/4-7) ... Went 3-for-5 with a run scored and an RBI in Game 2 victory in NCAA Tucson Super Regional at Arizona (6/13).

## 2020 (SOPHOMORE)

Season cut short due to the spread of novel coronavirus COVID-19 ... Appeared in 13 games, starting 11 ... Hit four doubles, tied for second on the team ... Hit two doubles in season debut vs. No. 1 Louisville (2/15) ... Was 2-for-4 with double, RBI in win over Xavier (2/23) ... Scored two runs, recorded two RBI and hit game-sealing home run vs. Indiana (3/1) ... Hit homer at ULM and recorded season-high three RBI (3/11).

## 2019 (FRESHMAN)

Appeared in 55 games, starting 38 ... Named Freshman All-American by Collegiate Baseball ... Finished with .250 batting average, tallying 38 hits, including seven doubles, a triple and 10 home runs, four shy of the single-season freshman record ... Notched team's third-best slugging percentage at .507 ... Made first career start against UAB, hit a home run for first career hit, going 2-for-4 with four RBI (3/8) ... Hit first career triple as part of 2-for-3 day at Louisville (3/12) ... Homered, drove in four runs, going 2-for-3 against Arkansas-Pine Bluff (3/20) ... Homered in back-to-back games at Arkansas (3/31) and against North Alabama (4/2) ... Hit pinch-hit home run against Kentucky (4/14) ... Homered in back-to-back games in LSU series ... Drove in three runs in Game 2 of LSU series (5/4) ... Went 2-for-6 with three runs scored, two RBI, a double and a home run in Game 3 at LSU (5/5) ... Went 2-for-5 with two runs scored, three RBI and a home run at Arkansas State (5/14) ... Went 1-for-2 with a double, two RBI and a run scored in NCAA Oxford Regional win over Jacksonville State (5/31).

## HIGH SCHOOL

Lettered three times at Westminster Christian Academy in Town and Country, Mo., under head coach Dan Petke ... Named 1st team All-Metro, Conference Player of the Year, and USA Today 1st team All-Missouri in 2018 after a senior season that saw Graham go .415 at the plate with nine homers and 52 RBI ... Named 1st team All-State and 1st team All-Metro in 2017 after a junior season with a .396 batting average, six home runs, and 41 RBI.

## PERSONAL

Full name is Kevin Patrick Graham ... Son of Kevin and Susanne Graham ... Born August 12, 1999 ... Has one sister, Katelynn ... Grandfather, Cal Neeman, played for the Chicago Cubs.

## CAREER STATS

Year	Avg.	GP	GS	AB	R	H	2B	3B	HR	RBI	TB	SLG%	BB	HBP	SO	GDP	OB%	SF	SH	SB	ATT	PO	A	E	FLD%
2019	.250	55	38	152	28	38	7	1	10	34	77	.507	14	4	43	3	.324	3	0	0	0	141	17	3	.981
2020	.237	13	11	38	11	9	4	0	3	9	22	.579	5	1	10	0	.326	2	0	1	1	16	2	0	1.000
2021	.342	67	67	260	58	89	15	0	14	56	146	.562	31	8	36	4	.422	4	0	2	3	140	2	1	.993
TOTAL	.302	135	116	450	97	136	26	1	27	99	245	.544	50	13	89	7	.381	9	0	3	4	297	21	4	.988



# 37 BRANDON JOHNSON



### 2021 (JUNIOR)

Made 18 relief appearances ... Finished with 1-0 record, 4.70 ERA, 28 strikeouts and 10 walks ... Made Rebel debut vs. Texas, throwing 2.0 scoreless innings with one hit and no walks allowed, striking out three (2/22) ... Struck out two in one flawless inning vs. Alcorn State (3/9) ... Threw 1.2 scoreless vs. ULM with just one hit allowed (3/14) ... Made SEC debut vs. Vanderbilt (5/15) ... Struck out a career-high five over 2.2 innings vs. UT Martin (5/18) ... Tied career-high 2.2 innings at Georgia, with no runs allowed on two hits and one walk with three strikeouts (5/21) ... Threw 1.1 scoreless innings in SEC Tournament vs. Georgia (5/27) ... Went 2.0 scoreless with just one hit allowed in SEC Tournament vs. Vanderbilt (5/28).

### HIGH SCHOOL

Four-year letterwinner under head coach Jeff Bell ... Also lettered four years in basketball and football ... Team captain in all three sports ... 2017 All-Region selection in both baseball and football.

### PERSONAL

Full name is Brandon Michael Johnson ... Son of Sandy and Michael Johnson ... Has two sisters, Katie and Lynsey ... Born June 12, 1999.

### JUNIOR COLLEGE

Played two seasons at Columbia State Community College under head coach Mike Corn ... Two-time National Pitcher of the Week honoree ... Went 3-0 as a freshman with 58 strikeouts and a 3.31 ERA over 51.2 innings of work ... Threw 29 innings as a sophomore for a 5-0 record, struck out 51 and walked just eight.

#### QUICK HITS

CLASS	SENIOR*
POSITION	RIGHT-HANDED PITCHER
HEIGHT/WEIGHT	6-0/195
BATS/THROWS	RIGHT/RIGHT
HOMETOWN	COTTONDALE, ALA.
PREV. SCHOOL	COLUMBIA STATE CC
MAJOR	MECHANICAL ENGINEERING
BIRTHDAY	JUNE 12, 1999

#### CAREER HIGHS

- ▶ IP (Start):
- ▶ IP (Relief): 2.2, 2x, MR at Georgia (5/21/21)
- ▶ Strikeouts: 5, vs. UT Martin (5/18/21)
- ▶ ER Allowed: 3, at Arizona (6/13/21)
- ▶ Runs Allowed: 3, at Arizona (6/13/21)
- ▶ Walks: 2, 2x, MR vs. Southern Miss (6/6/21)
- ▶ Hits Allowed: 4, at Arizona (6/13/21)

### CAREER STATS

Year	ERA	W	L	App	GS	CG	SHO	CBO	SV	IP	H	R	ER	BB	SO	2B	3B	HR	BF	B/Avg	WP	HBP	BK	SFA	SHA
2021	4.70	1	0	18	0	0	0	1	1	23.0	24	13	12	10	28	8	1	1	107	.258	0	4	0	0	0
TOTAL	4.70	1	0	18	0	0	0	1	1	23.0	24	13	12	10	28	8	1	1	107	.258	0	4	0	0	0



# 38 | LOGAN SAVELL



## QUICK HITS

CLASS	JUNIOR
POSITION	RIGHT-HANDED PITCHER
HEIGHT/WEIGHT	6-4/185
BATS/THROWS	RIGHT/RIGHT
HOMETOWN	MADISON, MISS.
HIGH SCHOOL	MADISON CENTRAL
MAJOR	MULTI-DISCIPLINARY STUDIES
BIRTHDAY	OCTOBER 18, 1999

## CAREER HIGHS

- ▶ IP (Start): --
- ▶ IP (Relief): 1.0, 3x, MR at ULM (3/11/20)
- ▶ Strikeouts: 2 vs. Alcorn State (2/19/21)
- ▶ ER Allowed: 3, at Louisiana Tech (3/16/21)
- ▶ Runs Allowed: 3 2x, MR at Louisiana Tech (3/16/21)
- ▶ Walks: 1 vs. Indiana (3/1/20)
- ▶ Hits Allowed: 4 at ULM (3/11/20)

### 2021 (REDSHIRT SOPHOMORE)

Made two relief appearances ... Made season debut at Louisiana Tech (3/16) ... Made SEC debut vs. Auburn (3/21).

### 2020 (REDSHIRT FRESHMAN)

Season cut short due to the spread of novel coronavirus COVID-19 ... Appeared in five games, all in relief ... Worked 3.1 IP and struck out four to just one walk ... Made first appearance in season opener vs. No. 1 Louisville (2/14), faced just one batter and recorded a quick out ... Worked a full inning vs. Alcorn State (2/19) and struck out two ... Worked a flawless inning in relief vs. Princeton (3/6) ... Allowed two runs in one inning of work vs. ULM (3/11).

### 2019 (FRESHMAN)

Redshirted.

### HIGH SCHOOL

Multi-year letterman at Madison Central High School in Madison, Miss., under head coach Patrick Robey ... Helped deliver a state championship to the Jaguars in 2016 ... Was named a member of the All-District teams in both 2017 and 2018 ... Compiled 14 wins with Madison Central and a career 2.31 ERA in 84.2 innings pitched.

### PERSONAL

Full name is Logan Grant Savell ... Son of Chris and Tammy Savell ... Born October 18, 1999 ... Has one brother, Dalton ... Majoring in multi-disciplinary studies.

## CAREER STATS

Year	ERA	W	L	App	GS	CG	SHO	CBO	SV	IP	H	R	ER	BB	SO	2B	3B	HR	BF	B/Avg	WP	HBP	BK	SFA	SHA
2020	10.80	0	0	5	0	0	0	1	0	3.1	5	5	4	1	4	1	0	1	17	.333	0	1	0	0	0
2021	40.50	0	0	2	0	0	0	0	0	0.2	6	5	3	0	1	0	0	1	8	.750	0	0	0	0	0
TOTAL	15.75	0	0	7	0	0	0	1	0	4.0	11	10	7	1	5	1	0	2	25	.478	0	1	0	0	0



# 39 JACK DOUGHERTY



## QUICK HITS

CLASS	SOPHOMORE
POSITION	RIGHT-HANDED PITCHER
HEIGHT/WEIGHT	6-4/215
BATS/THROWS	RIGHT/RIGHT
HOMETOWN	COLLIERVILLE, TENN.
PREV. SCHOOL	COLLIERVILLE
MAJOR	MARKETING
BIRTHDAY	OCTOBER 5, 2001

## CAREER HIGHS

- ▶ IP (Start): 4.0, vs. Southern Miss (6/7/21)
- ▶ IP (Relief): 3.2, vs. #7 South Carolina (5/1/21)
- ▶ Strikeouts: 5, 3x, MR vs. Vanderbilt (5/26/21)
- ▶ ER Allowed: 4, at Arizona (6/13/21)
- ▶ Runs Allowed: 4, at Arizona (6/13/21)
- ▶ Walks: 2, 2x, MR at Arizona (6/13/21)
- ▶ Hits Allowed: 4, 2x, MR vs. Vanderbilt (5/26/21)

## 2021 (FRESHMAN)

Made 12 total appearances, including two starts ... Finished with 5.40 ERA and 2-2 record with 36 strikeouts and seven walks ... Began season as redshirt but emerged late as one of team's top bullpen arms ... Threw two flawless innings with five strikeouts vs. Austin Peay in collegiate debut (4/13) ... Made first career start vs. Little Rock (4/20) ... Threw 3.1 innings in relief vs. LSU, allowing one run on one hit and one walk with three strikeouts to set stage for Rebel comeback victory (5/24) ... Earned first career win vs. South Carolina, throwing 3.2 flawless innings in relief (5/1) ... Threw 0.2 scoreless innings with two strikeouts in win over Vanderbilt (5/16) ... Tied career-high with five strikeouts over 2.0 innings at Georgia (5/22) ... Tied career-high with five strikeouts over 3.0 innings in SEC Tournament vs. Vanderbilt (5/26) ... Allowed one earned run in 3.0 innings to earn second career win in NCAA Oxford Regional vs. Southeast Missouri (6/4) ... Allowed two runs over 4.0 innings in second career start in NCAA Oxford Regional finale victory over Southern Miss (6/7).

## HIGH SCHOOL

Three-year letterwinner at Collierville High School under head coach Jeff Munier ... Attended same high school as Rebel baseball greats Drew Pomeranz and Zack Cozart ... No. 10 prospect, No. 5 right-handed pitcher out of Tennessee ... 2020 Perfect Game All-Southeast Region Second Team ... 2018 TBCA Super Sophomore ... 2019 All-State selection ... Posted 0.71 ERA with 86 strikeouts over 59 innings pitched.

## PERSONAL

Full name is Jack Edward Dougherty ... Son of Geoff and Diane Dougherty ... Has one brother, Ryan Dougherty ... Born October 5, 2001.

## CAREER STATS

YEAR	ERA	W	L	APP	GS	CG	SHO	CBO	SV	IP	H	R	ER	BB	SO	2B	3B	HR	BF	B/AVG	WP	HBP	BK	SFA	SHA
2021	5.40	2	2	12	2	0	0	0	0	25.0	23	17	15	7	36	6	1	2	109	.232	2	1	0	1	1
TOTAL	5.40	2	2	12	2	0	0	0	0	25.0	23	17	15	7	36	6	1	2	109	.232	2	1	0	1	1



# 40 GARRETT WOOD



## 2021 (JUNIOR)

Appeared in 22 games, making two starts at second base ... Walked and scored a run in Rebel debut in State Farm College Baseball Showdown vs. Texas (2/22) ... Walked a scored a run vs. Arkansas State (2/24) ... Made SEC debut vs. Auburn (3/21) ... Scored a run at Alabama (3/27) ... Walked a scored a run vs. North Alabama (4/5) ... Notched first career RBI on a sacrifice fly in season finale against Arizona in NCAA Tucson Super Regional (6/13).

## JUNIOR COLLEGE

Played two seasons and served as team captain under head coach Kent Shelley at Johnson County Community College ... NJCAA Second Team All-Academic ... Hit .322 as a freshman with seven doubles, three triples, one home run, 44 runs scored and 26 RBI ... Hit .339 during shortened sophomore season (23 games) with five doubles, 22 runs scored, 10 RBI and no errors in 37 fielding chances for perfect 1.000 fielding percentage.

## HIGH SCHOOL

Four-year letterwinner for head coach Jim Sherl at Claremore High School ... Hit .375 as a junior with nine doubles, two triples, one home run, 43 runs scored, 34 RBI and 12 stolen bases ... Hit .376 as a senior with five doubles, one triple, one home run, 39 runs scored, 23 RBI and seven stolen bases ... Large Class 5A All-State ... Two-time 5A-4 All-District selection ... Led Claremore to back-to-back regional titles and an appearance in the state title game in 2017 ... Also lettered in basketball.

## PERSONAL

Full name is Garrett Blayne Wood ... Son of Lana Roark and Russell Wood ... Has three siblings: Brycen Wood, T.J. Wood and Drake Roark ... Born February 12, 1999.

### QUICK HITS

CLASS	SENIOR*
POSITION	INFIELD
HEIGHT/WEIGHT	5-11/175
BATS/THROWS	SWITCH/RIGHT
HOMETOWN	CLAREMORE, OKLA.
HIGH SCHOOL	CLAREMORE
MAJOR	MULTI-DISCIPLINARY STUDIES
BIRTHDAY	FEBRUARY 12, 1999

### CAREER HIGHS

- ▶ Runs: 1, 4x, MR vs. North Alabama (3/27/21)
- ▶ Hits: --
- ▶ Home Runs: --
- ▶ RBI: 1, at Arizona (6/13/21/21)
- ▶ Walks: 1, 6x, MR vs. Alcon State (4/6/21)
- ▶ Stolen Bases: --
- ▶ Assists: 2, vs. Belmont (3/7/21)

### CAREER STATS

Year	Avg.	GP	GS	AB	R	H	2B	3B	HR	RBI	TB	SLG%	BB	HBP	SO	GDP	OB%	SF	SH	SB	ATT	PO	A	E	FLD%
2021	.000	22	2	13	4	0	0	0	0	1	0	.000	6	0	2	1	.300	1	0	0	0	6	8	0	1.000
TOTAL	.000	22	2	13	4	0	0	0	0	1	0	.000	6	0	2	1	.300	1	0	0	0	6	8	0	1.000



## 43 COLE BAKER



## QUICK HITS

CLASS/EXP	SOPHOMORE
POSITION	RIGHT-HANDED PITCHER
HEIGHT/WEIGHT	6-2/195
BATS/THROWS	RIGHT/RIGHT
HOMETOWN	HOOVER, ALA.
HIGH SCHOOL	HOOVER
MAJOR	MARKETING
BIRTHDAY	APRIL 16, 2001

## CAREER HIGHS

- ▶ IP (Start): --
- ▶ IP (Relief): 1.2, vs. UCF (2/27/21)
- ▶ Strikeouts: 4, vs. UCF (2/27/21)
- ▶ ER Allowed: 2, vs. Belmont (3/5/21)
- ▶ Runs Allowed: 3, vs. Belmont (3/5/21)
- ▶ Walks: 3, vs. Belmont (3/5/21)
- ▶ Hits Allowed: 2, vs. Arkansas State (5/4/21)

## 2021 (SOPHOMORE)

Made four relief appearances with an 8.10 ERA over 3.1 innings ... Turned in 1.2 scoreless innings, striking out four and walking none in season debut vs. UCF (2/27) ... Notched a scoreless outing vs. Arkansas State, going 0.2 innings (5/4).

## 2020 (FRESHMAN)

Season cut short due to the spread of novel coronavirus COVID-19 ... Made four appearances, all in relief ... Tied for the lowest ERA on the team (0.00) ... Worked 4.1 innings over the season and pitched at least one full inning in every outing ... Struck out two and allowed just one hit in four appearances ... Held opposing batters to a 0.67 batting average ... Made first career appearance vs. Xavier (2/22), worked one inning and struck out one without allowing a runner to reach ... Recorded 1.1 IP at ULM (3/11) without allowing a run in 11-run victory over Warhawks.

## HIGH SCHOOL

Two-year letterwinner at Hoover High School in Hoover, Ala., under head coach Adam Moseley ... 2019 Perfect Game All-Southeast Region Honorable Mention ... 2018 Preseason Underclassmen All-American Honorable Mention ... Pitched to a 2-1 record as a junior before being injured ... Finished with a 4-3 record and a 1.72 ERA as a senior.

## PERSONAL

Full name is Kenneth Norton Baker IV ... Son of Julie and Ken Baker ... Born on April 16, 2001.

## CAREER STATS

Year	ERA	W	L	App	GS	CG	SHO	CBO	SV	IP	H	R	ER	BB	SO	2B	3B	HR	BF	B/Avg	WP	HBP	BK	SFA	SHA
2020	0.00	0	0	4	0	0	0	1	0	4.1	1	0	0	1	2	1	0	0	16	.067	0	0	0	0	0
2021	8.10	0	0	4	0	0	0	0	0	3.1	4	4	3	6	5	1	0	0	21	.286	3	0	0	0	0
TOTAL	3.52	0	0	8	0	0	0	1	0	7.2	5	4	3	7	7	2	0	0	37	.172	3	0	0	0	0



# 44 DYLAN DELUCIA



## QUICK HITS

CLASS	JUNIOR
POSITION	RIGHT-HANDED PITCHER
HEIGHT/WEIGHT	6-1/205
BATS/THROWS	RIGHT/RIGHT
HOMETOWN	PORT ORANGE, FLA.
PREV. SCHOOL	NORTHWEST FLORIDA STATE
MAJOR	CRIMINAL JUSTICE
BIRTHDAY	AUGUST 1, 2000

## CAREER HIGHS

- ▶ IP (Start): --
- ▶ IP (Relief): --
- ▶ Strikeouts: --
- ▶ ER Allowed: --
- ▶ Runs Allowed: --
- ▶ Walks: --
- ▶ Hits Allowed: --

## JUNIOR COLLEGE

Played two seasons at Northwest Florida State College in Niceville, Florida ... Spent the fall of 2019 at the College of Charleston ... Earned first team all-conference and second team all-state laurels ... As a sophomore, made 16 trips to the mound with 14 starts, recording a 9-2 record ... Recorded a 2.48 ERA with 119 strikeouts in 87.0 innings ... Made seven appearances as a freshman, including four starts ... Posted a 6-0 records with one save ... Threw 40.0 innings, registering a 0.67 ERA with 44 strikeouts ... Coached by Doug Martin.

## HIGH SCHOOL

A four-time letterwinner at New Smyrna Beach High School in New Smyrna Beach, Florida ... Ranked as the No. 70 overall player in the state of Florida, 21st among right-handed pitchers, by Perfect Game ... Garnered first team all-state honors in 2019 ... Tabbed the 2016-17 Max Preps Player of the Year ... A three-time all-area selection ... Posted a 33-9 career record with 329 strikeouts in 251 innings ... Coached by Nick Regilio.

## PERSONAL

Full name is Dylan Joseph DeLucia ... Son of Larry and Nicole DeLucia ... Born August 1, 2000 ... Has four brothers.

## CAREER STATS

Year	ERA	W	L	App	GS	CG	SHO	CBO	SV	IP	H	R	ER	BB	SO	2B	3B	HR	BF	B/Avg	WP	HBP	BK	SFA	SHA
------	-----	---	---	-----	----	----	-----	-----	----	----	---	---	----	----	----	----	----	----	----	-------	----	-----	----	-----	-----



# 45 MASON NICHOLS



### HIGH SCHOOL

Four-time letterwinner at Jackson Preparatory School in Flowood, Mississippi ... Ranked as the No. 207 right-handed pitcher by Perfect Game ... Rated the No. 13 overall prospect in the state of Mississippi ... Competed at the 2020 National Academic Showcase ... A two-time MAIS First Team All-State selection ... Garnered Wendy's Heisman High School Scholar-Athlete laurels ... Helped lead Jackson Prep to three state championships ... Posted a 6-1 record as a senior with a 0.85 ERA and 96 strikeouts ... Also played football, helping Jackson Prep to a state title ... Coached by Brent Heavner.

### PERSONAL

Full name is Mason Grey Nichols ... Son of Kimberly and Michael Nichols ... Born April 23, 2003 ... Has one sister, Mackenzie ... Mother played tennis at Southern Miss.

### QUICK HITS

CLASS	FRESHMAN
POSITION	RIGHT-HANDED PITCHER
HEIGHT/WEIGHT	6-5/205
BATS/THROWS	RIGHT/RIGHT
HOMETOWN	JACKSON, MISS.
HIGH SCHOOL	JACKSON PREP
MAJOR	BIOLOGICAL SCIENCE
BIRTHDAY	APRIL 23, 2003

### CAREER HIGHS

- ▶ IP (Start): --
- ▶ IP (Relief): --
- ▶ Strikeouts: --
- ▶ ER Allowed: --
- ▶ Runs Allowed: --
- ▶ Walks: --
- ▶ Hits Allowed: --

### CAREER STATS

Year	ERA	W	L	App	GS	CG	SHO	CBO	SV	IP	H	R	ER	BB	SO	2B	3B	HR	BF	B/Avg	WP	HBP	BK	SFA	SHA



# 46 BRAYDEN JONES



## HIGH SCHOOL

A five-time letterwinner at Madison Ridgeland Academy in Ridgeland, Mississippi ... Ranked the No. 229 overall prospect and No. 79 right-handed pitcher by Perfect Game ... Slotted No. six in the state of Mississippi, third amongst RHPs ... Competed at the 2020 National Showcase ... MVP pitcher at the WWBA World Championship ... A first team all-conference selection ... Did not allow an earned run in 72 innings as a junior ... Posted a 0.91 ERA as a senior with 78 strikeouts ... Coached by Allen Pavatte.

## PERSONAL

Full name is Brayden Thomas Jones ... Son of Brian and Megan Jones ... Born January 21, 2002 ... Has two brothers, Bryson and Brennan ... Mother played basketball at McNeese State ... Brother Bryson plays golf at Mississippi College.

### QUICK HITS

CLASS	FRESHMAN
POSITION	RIGHT-HANDED PITCHER
HEIGHT/WEIGHT	6-0/185
BATS/THROWS	RIGHT/RIGHT
HOMETOWN	MADISON, MISS.
HIGH SCHOOL	MADISON-RIDGELAND ACADEMY
MAJOR	SPORT & RECREATION ADMIN.
BIRTHDAY	JANUARY 21, 2021

### CAREER HIGHS

- ▶ IP (Start): --
- ▶ IP (Relief): --
- ▶ Strikeouts: --
- ▶ ER Allowed: --
- ▶ Runs Allowed: --
- ▶ Walks: --
- ▶ Hits Allowed: --

## CAREER STATS

Year	ERA	W	L	App	GS	CG	SHO	CBO	SV	IP	H	R	ER	BB	SO	2B	3B	HR	BF	B/Avg	WP	HBP	BK	SFA	SHA
------	-----	---	---	-----	----	----	-----	-----	----	----	---	---	----	----	----	----	----	----	----	-------	----	-----	----	-----	-----



# 50 BLAKE MCGEHEE



### HIGH SCHOOL

Four-time letterwinner at Tioga High School in Ball, Louisiana ... Ranked the No. 26 player in the state of Louisiana by Perfect Game ... Helped lead THS to a state championship and a runner-up finish ... A three-time all-state, all-region pitcher of the year and all-league MVP honoree ... Went 29-2 on the mound in high school, posting a 0.93 ERA in 190 innings ... Batted .383 in his career ... Also played football, where he was a two-time all-state selection ... Coached by David Montiel.

### PERSONAL

Full name is Blake Hunter McGehee ... Son of Kevin McGehee and Sandi Sandifer ... Born October 12, 2002 ... Has one sibling, Brady ... Father played baseball at Louisiana Tech before playing in the majors with the Orioles and Giants ... Brother played baseball at ULM.

### QUICK HITS

CLASS	FRESHMAN
POSITION	RIGHT-HANDED PITCHER
HEIGHT/WEIGHT	6-0/170
BATS/THROWS	RIGHT/RIGHT
HOMETOWN	TIOGA, LA.
HIGH SCHOOL	TIOGA
MAJOR	GENERAL BUSINESS
BIRTHDAY	OCTOBER 12, 2002

### CAREER HIGHS

- ▶ IP (Start): --
- ▶ IP (Relief): --
- ▶ Strikeouts: --
- ▶ ER Allowed: --
- ▶ Runs Allowed: --
- ▶ Walks: --
- ▶ Hits Allowed: --

### CAREER STATS

Year	ERA	W	L	App	GS	CG	SHO	CBO	SV	IP	H	R	ER	BB	SO	2B	3B	HR	BF	B/Avg	WP	HBP	BK	SFA	SHA



# 54 TYWONE MALONE



**HIGH SCHOOL**

A four-time letterwinner at Bergen Catholic High School in Oradell, New Jersey ... Ranked the No. 25 first baseman in the nation by Perfect Game ... Tabbed the No. 15 player in the state of New Jersey ... Was named a team captain ... Also played football ... Coached by Bob Muggeo.

**PERSONAL**

Full name is Tywone Elijah Malone Jr. ... Son of Tywone and Debra Malone ... Born May 2, 2003 ... Has one sibling, Tyra.

**QUICK HITS**

CLASS	FRESHMAN
POSITION	INFIELD
HEIGHT/WEIGHT	6-4/315
BATS/THROWS	RIGHT/RIGHT
HOMETOWN	JAMESBURG, N.J.
HIGH SCHOOL	BERGEN CATHOLIC
MAJOR	GENERAL BUSINESS
BIRTHDAY	MAY 2, 2003

**CAREER HIGHS**

- ▶ Runs: --
- ▶ Hits: --
- ▶ Home Runs: --
- ▶ RBI: --
- ▶ Walks: --
- ▶ Stolen Bases: --
- ▶ Assists: --

**CAREER STATS**

Year	Avg.	GP	GS	AB	R	H	2B	3B	HR	RBI	TB	SLG%	BB	HBP	SO	GDP	OB%	SF	SH	SB	ATT	PO	A	E	FLD%



# 55 WES BURTON



### QUICK HITS

CLASS/EXP	JUNIOR
POSITION	RIGHT-HANDED PITCHER
HEIGHT/WEIGHT	6-8/235
BATS/THROWS	RIGHT/RIGHT
HOMETOWN	SANTA MONICA, CALIF.
HIGH SCHOOL	WINDWARD
MAJOR	MARKETING
BIRTHDAY	DECEMBER 17, 2000

### CAREER HIGHS

- ▶ IP (Start): 1.2, vs. Southern Miss (2/25/20)
- ▶ IP (Relief): 2.2, vs. Arkansas (5/29/21)
- ▶ Strikeouts: 4, vs. Arkansas (5/29/21)
- ▶ ER Allowed: 3, at Texas A&M (5/8/21)
- ▶ Runs Allowed: 3, at Texas A&M (5/8/21)
- ▶ Walks: 3, 2x, MR vs. Arkansas (5/29/21)
- ▶ Hits Allowed: 3, vs. LSU (4/23/21)

### 2021 (SOPHOMORE)

Made 15 relief appearances ... Fourth on team with 3.57 ERA ... Threw 17.2 innings with 31 strikeouts and .188 opponent batting average ... Tossed one scoreless inning, striking out two in season debut vs. Arkansas State (2/24) ... Threw one scoreless frame with one walk and two strikeouts in SEC debut vs. Auburn (3/21) ... Threw 2.0 innings with one hit and one run allowed against Arkansas (4/11) ... Allowed one run in 2.0 innings with three strikeouts vs. LSU (4/23) ... Threw career-high 2.2 innings with no runs allowed on zero hits and three walks with a career-high four strikeouts in SEC Tournament vs. Arkansas (5/29).

### 2020 (FRESHMAN)

Season cut short due to the spread of novel coronavirus COVID-19 ... Made four appearances and one start ... Worked to a 1.42 ERA and a 1-0 record in 6.1 IP ... Made first career appearance in crucial set-up role in series decider with No. 1 Louisville (2/16), worked 2.1 innings and allowed just one run on no hits to hold the Rebel lead in a one-run game ... Made first career start vs. Southern Miss (2/25), worked just 1.2 innings but did not allow a run ... Struck out three in 1.1 IP vs. Memphis (3/3) ... Worked a clean inning in relief vs. Princeton with two strikeouts (3/8).

### HIGH SCHOOL

Four-year letterwinner at Windward High School in Santa Monica, Calif., under head coach Nolan Flashman ... 2019 First Team All-League ... 2019 California All-Region First Team ... 2019 Preseason Underclassmen High Honorable Mention All-American ... Pitched to a 5-1 record in 2019 with a 1.19 ERA and 47 Ks.

### PERSONAL

Full name is Wesley Paul Burton ... Son of Sabrina and Dayle Burton ... Born on December 17, 2000.

### CAREER STATS

Year	ERA	W	L	App	GS	CG	SHO	CBO	SV	IP	H	R	ER	BB	SO	2B	3B	HR	BF	B/Avg	WP	HBP	BK	SFA	SHA
2020	1.42	1	0	4	1	0	0	0	0	6.1	3	1	1	5	7	1	0	0	29	.136	0	2	0	0	0
2021	3.57	0	0	15	0	0	0	0	0	17.2	12	8	7	13	31	3	0	2	78	.188	2	1	0	0	0
TOTAL	3.00	1	0	19	1	0	0	0	0	24.0	15	9	8	18	38	4	0	2	107	.174	2	3	0	0	0



# 56 JACK WASHBURN



## QUICK HITS

CLASS/EXP	JUNIOR
POSITION	RIGHT-HANDED PITCHER
HEIGHT/WEIGHT	6-2/211
BATS/THROWS	RIGHT/RIGHT
HOMETOWN	WEBSTER, WIS.
PREV. SCHOOL	OREGON STATE
MAJOR	MULTI-DISCIPLINARY STUDIES
BIRTHDAY	NOVEMBER 5, 2000

## CAREER HIGHS

- ▶ IP (Start): 3.2, vs. Utah (4/1/2021)
- ▶ IP (Relief): 3.0, 3x, MR vs. Gonzaga (4/6/21)
- ▶ Strikeouts: 7, vs. Santa Clara (3/24/21)
- ▶ ER Allowed: 3, vs. Gonzaga (2/15/20)
- ▶ Runs Allowed: 3, vs. Gonzaga (2/15/20)
- ▶ Walks: 3, vs. Utah (4/1/21)
- ▶ Hits Allowed: 4, vs. Gonzaga (2/15/20)

## OREGON STATE

Pitched in 21 games as a sophomore, making five starts. Posted a 4-2 record and 3.12 ERA in 34 2/3 innings. Struck out 43 and limited opponents to a .186 batting average ... Faced two batters, getting one out, in the eighth against TCU, and got the win, improving to 4-2 (6/6) ... Tallied 1 2/3 scoreless innings of relief in the opener versus USC (5/7) ... Tossed three scoreless frames in a non-decision start versus Gonzaga (4/6) ... Struck out three and retired all nine batters he faced in three scoreless innings of relief for the win versus Washington State (3/20) ... Struck out a career-high four in a career-long three scoreless innings of relief versus Oregon (3/13) ... Struck out a career-best two in a scoreless sixth inning against Grand Canyon (2/25) ... Picked up the win with 1 2/3 scoreless and hitless innings of relief against Gonzaga (2/21) ... Pitched in four games, all in relief, as a freshman ... Did not figure in a decision and ended with a 7.36 ERA in 3 2/3 innings. Allowed six hits and five runs - three earned - with four walks and three strikeouts ... Struck out one in 1 1/3 scoreless innings of relief at San Diego State (2/29).

## HIGH SCHOOL

Four-time letterwinner at Webster High School in Webster, Wisconsin ... Ranked second in the state of Wisconsin by Prep Baseball Report ... Rated among the top 70 right-handed pitchers nationally and top 200 players regardless of position ... 2019 Collegiate Baseball First-Team All-American and third team by the ABCA. First-team all-region by the ABCA. PBR National First-Team ... 2019 Division 4 State Player of the Year by the Wisconsin Baseball Coaches Association (WBCA) ... Also named first-team all-state and first-team all-league ... 2019 WBC and WSN Pitcher of the Year ... As a senior, was 12-0 with a 0.11 ERA ... Allowed just one earned run in 63 innings, striking out 123 batters to 29 walks ... Named the Gatorade Player of the Year in Wisconsin after his junior season ... Also named the Prep Baseball Report Player of the Year and was selected as a Rawlings Second-Team All-American ... Named All-Wisconsin First-Team in 2018, Rawlings First-Team All-Midwest Region and was a D1Baseball.com Second-Team All-American ... Went 9-1 as a junior, posting a 0.88 ERA ... Helped Webster to the state championship ... As a sophomore, earned all-state honorable mention honors and was a Perfect Game honorable mention All-American ... Went 8-0 as a sophomore, posting a 0.70 ERA ... Named First-Team All-Conference as a freshman ... Was 3-2 as a freshman, with a 1.86 ERA and 62 strikeouts in 41 1/3 innings.

## PERSONAL

Son of Jarrod and Kerrie Washburn ... Has one sister, Ava, and one brother, Owen ... Father, Jarrod, played for the Los Angeles Angels of Anaheim from 1998-2005, the Seattle Mariners from 2006-2009 and the Detroit Tigers in 2009. Won a World Series with the Angels in 2002. Finished fourth in American League Cy Young Award voting in 2002 ... Born on XXX.

## CAREER STATS

Year	ERA	W	L	App	GS	CG	SHO	CBO	SV	IP	H	R	ER	BB	SO	2B	3B	HR	BF	B/Avg	WP	HBP	BK	SFA	SHA
2020	7.36	0	0	4	0	0	0	0	0	3.2	6	5	3	4	3	0	0	1	22	.375	1	2	0	0	0
2021	3.12	4	2	21	5	0	0	0	0	34.2	22	13	12	21	43	8	0	1	148	.186	2	6	1	0	3
TOTAL	3.52	4	2	25	5	0	0	0	0	38.1	28	18	15	25	46	8	0	2	170	.209	3	8	1	0	3



## 2021 OLE MISS BASEBALL OVERALL STATISTICS



Record: 45-22 Home: 30-10 Away: 9-10 Neutral: 6-2 SEC: 18-12

Player	avg	gp-gs	ab	r	h	2b	3b	hr	rbi	tb	slg%	bb	hp	so	gdp	ob%	sf	sh	sb-att	po	a	e	fld%	
7 Jacob Gonzalez	.355	67-67	262	73	93	16	1	12	55	147	.561	38	6	34	2	.443	3	1	2-6	73	136	15	.933	
35 Kevin Graham	.342	67-67	260	58	89	15	0	14	56	146	.562	31	8	36	4	.422	4	0	2-3	140	2	1	.993	
25 Tim Elko	.325	49-43	160	41	52	8	0	16	55	108	.675	29	6	53	2	.444	1	0	0-0	67	17	4	.955	
8 Justin Bench	.307	65-65	241	56	74	7	2	7	39	106	.440	21	29	30	7	.423	2	0	14-18	63	66	7	.949	
16 TJ McCants	.300	60-56	217	47	65	10	2	5	35	94	.433	26	1	68	6	.369	5	0	11-13	127	8	3	.978	
9 Hayden Leatherwood	.285	63-58	186	29	53	8	0	7	33	82	.441	18	2	54	3	.348	4	0	0-1	68	3	0	1.000	
13 Hayden Dunhurst	.280	65-65	232	40	65	11	2	7	43	101	.435	32	9	44	4	.385	2	0	3-5	640	46	3	.996	
1 Peyton Chatagnier	.271	56-56	221	41	60	13	0	6	43	91	.412	26	9	56	4	.368	2	1	0-3	66	94	4	.976	
33 Ben Van Cleve	.255	44-28	102	14	26	6	1	0	15	34	.333	9	5	24	2	.342	1	1	0-0	0	0	0	.000	
19 Cael Baker	.208	52-44	154	25	32	4	0	5	28	51	.331	22	4	72	3	.319	2	0	0-1	246	21	4	.985	
-----																								
10 John Rhys Plumlee	.267	47-18	60	21	16	4	0	1	7	23	.383	14	2	27	1	.416	1	0	7-9	43	1	0	1.000	
4 Knox Loposer	.235	16-8	34	8	8	2	1	0	5	12	.353	6	4	14	1	.400	1	0	0-0	104	5	1	.991	
20 Calvin Harris	.208	41-17	72	10	15	4	0	2	18	25	.347	9	0	20	4	.279	5	0	1-1	29	1	0	1.000	
14 Trey LaFleur	.133	17-7	30	2	4	1	0	2	2	11	.367	2	0	18	1	.188	0	0	1-2	45	2	1	.979	
32 Kemp Alderman	.125	8-2	16	2	2	0	0	1	1	5	.313	0	0	11	0	.125	0	0	0-0	2	0	1	.667	
6 Cade Sammons	.111	40-0	18	7	2	0	0	0	1	2	.111	6	2	7	0	.385	0	0	3-3	10	0	0	1.000	
40 Garrett Wood	.000	22-2	13	4	0	0	0	0	1	0	.000	6	0	2	1	.300	1	0	0-0	6	8	0	1.000	
Totals	.288	67	2278	478	656	109	9	85	437	1038	.456	295	87	570	45	.385	34	3	44-65	1759	453	57	.975	
Opponents	.251	67	2292	354	576	113	13	82	335	961	.419	221	44	765	20	.326	20	19	46-63	1701	542	60	.974	

LOB - Team (518), Opp (484). DPs turned - Team (27), Opp (59). CI - Team (1), K. Loposer 1. IBB - Team (15), T. Elko 6, K. Graham 4, H. Dunhurst 3, J. Bench 1, T. McCants 1, Opp (3). Picked off - T. McCants 1, J. Bench 1, T. LaFleur 1.

### (All games Sorted by Earned run avg)

Player	era	w-l	app	gs	cg	sho	sv	ip	h	r	er	bb	so	2b	3b	hr	b/avg	wp	hp	bk	sfa	sha
12 Greer Holston	0.00	0-0	2	0	0	0/0	0	3.1	1	0	0	0	4	0	1	0	.100	0	2	0	0	0
26 Doug Nikhazy	2.45	12-2	16	15	1	1/2	0	92.0	62	30	25	31	142	9	0	11	.186	3	6	0	0	2
17 Gunnar Hogleund	2.87	4-2	11	11	0	0/1	0	62.2	40	22	20	17	96	7	1	7	.178	2	2	0	2	1
27 Taylor Broadway	3.44	4-3	30	1	0	0/4	16	49.2	46	20	19	9	66	10	1	4	.242	4	1	1	1	2
55 Wes Burton	3.57	0-0	15	0	0	0/0	0	17.2	12	8	7	13	31	3	0	2	.188	2	1	0	0	0
37 Brandon Johnson	4.70	1-0	18	0	0	0/1	1	23.0	24	13	12	10	28	8	1	1	.258	0	4	0	0	0
28 Austin Miller	5.00	1-1	21	0	0	0/0	1	27.0	26	16	15	11	30	2	0	7	.255	3	2	0	1	0
2 Derek Diamond	5.26	3-5	20	14	0	0/0	1	75.1	80	54	44	32	82	16	2	15	.268	5	7	0	7	4
39 Jack Dougherty	5.40	2-2	12	2	0	0/0	0	25.0	23	17	15	7	36	6	1	2	.232	2	1	0	1	1
34 Tyler Myers	5.57	4-2	21	3	0	0/0	0	42.0	45	26	26	5	44	11	2	6	.265	1	3	0	1	3
24 Jackson Kimbrell	5.74	5-1	24	0	0	0/0	0	31.1	28	21	20	19	38	5	0	3	.237	8	2	1	1	2
21 Drew McDaniel	6.08	5-2	20	13	0	0/2	0	63.2	78	47	43	22	72	12	2	10	.297	3	6	3	2	2
18 Mitch Murrell	6.35	0-0	5	0	0	0/0	0	5.2	3	4	4	4	6	1	0	0	.143	2	0	1	0	0
49 Cody Adcock	6.41	0-0	14	2	0	0/0	0	19.2	32	18	14	11	24	5	2	7	.364	1	0	0	1	1
22 Max Cioffi	6.75	0-0	2	0	0	0/0	0	2.2	4	2	2	4	4	2	0	0	.364	0	0	0	0	0
23 Josh Mallitz	7.33	4-1	17	6	0	0/0	0	27.0	41	25	22	10	35	10	0	2	.339	3	0	0	3	1
29 Braden Forsyth	7.71	0-1	13	0	0	0/0	1	11.2	9	10	10	8	15	2	0	3	.214	2	6	0	0	0
43 Cole Baker	8.10	0-0	4	0	0	0/0	0	3.1	4	4	3	6	5	1	0	0	.286	3	0	0	0	0
44 Luke Baker	24.00	0-0	6	0	0	0/0	0	3.0	12	12	8	2	6	3	0	1	.545	1	1	0	0	0
38 Logan Savell	40.50	0-0	2	0	0	0/0	0	0.2	6	5	3	0	1	0	0	1	.750	0	0	0	0	0
Totals	4.79	45-22	67	67	1	5/4	20	586.1	576	354	312	221	765	113	13	82	.251	45	44	6	20	19
Opponents	6.83	22-45	67	67	1	0/0	11	567.0	656	478	430	295	570	109	9	85	.288	113	87	8	34	3

PB - Team (8), H. Dunhurst 7, K. Loposer 1, Opp (13). Pickoffs - Team (10), H. Dunhurst 5, D. Nikhazy 1, T. Myers 1, B. Forsyth 1, T. Broadway 1, G. Hogleund 1, Opp (3). SBA/ATT - H. Dunhurst (41-57), D. McDaniel (8-11), D. Nikhazy (6-10), G. Hogleund (6-6), J. Kimbrell (5-6), D. Diamond (5-6), W. Burton (3-4), A. Miller (1-4), K. Loposer (4-4), T. Broadway (3-3), B. Forsyth (3-3), C. Adcock (3-3), B. Johnson (1-2), M. Cioffi (1-2), J. Mallitz (0-1), T. Myers (0-1), J. Dougherty (1-1).



## 2021 OLE MISS BASEBALL CONFERENCE STATISTICS



Record: 18-12 Home: 10-5 Away: 8-7 SEC: 18-12

Player	avg	gp-gs	ab	r	h	2b	3b	hr	rbi	tb	slg%	bb	hp	so	gdp	ob%	sf	sh	sb-att	po	a	e	fld%	
16 TJ McCants	.351	29-29	111	29	39	4	1	5	20	60	.541	14	1	37	3	.422	2	0	9-9	85	0	0	1.000	
9 Hayden Leatherwood	.349	29-25	86	15	30	5	0	6	18	53	.616	5	1	27	0	.387	1	0	0-0	26	1	0	1.000	
35 Kevin Graham	.341	30-30	123	25	42	6	0	7	20	69	.561	11	5	16	2	.414	1	0	0-0	69	0	0	1.000	
25 Tim Elko	.333	17-12	54	10	18	3	0	3	14	30	.556	5	0	18	1	.390	0	0	0-0	49	4	1	.981	
7 Jacob Gonzalez	.325	30-30	120	29	39	6	0	6	26	63	.525	19	2	14	1	.423	1	0	1-3	36	49	4	.955	
13 Hayden Dunhurst	.313	30-30	115	16	36	9	2	3	23	58	.504	14	4	22	1	.406	0	0	0-2	306	19	2	.994	
8 Justin Bench	.297	30-30	111	25	33	2	0	2	16	41	.369	12	13	17	4	.423	1	0	7-8	24	36	5	.923	
1 Peyton Chatagnier	.240	30-30	121	17	29	6	0	3	20	44	.364	11	7	33	3	.336	1	1	0-1	31	45	3	.962	
33 Ben Van Cleve	.222	20-12	45	5	10	3	1	0	6	15	.333	4	4	11	1	.340	0	1	0-0	0	0	0	.000	
20 Calvin Harris	.214	22-10	42	5	9	2	0	1	11	14	.333	5	0	14	4	.286	2	0	1-1	4	0	0	1.000	
19 Cael Baker	.176	20-20	68	9	12	1	0	2	6	19	.279	6	1	32	2	.253	0	0	0-0	99	9	1	.991	
-----																								
10 John Rhys Plumlee	.200	23-9	25	6	5	2	0	0	4	7	.280	7	2	14	0	.400	1	0	0-1	26	1	0	1.000	
4 Knox Loposer	.200	3-1	5	0	1	0	0	0	0	1	.200	1	2	4	0	.500	0	0	0-0	10	0	0	1.000	
32 Kemp Alderman	.091	6-1	11	2	1	0	0	1	1	4	.364	0	0	7	0	.091	0	0	0-0	2	0	0	1.000	
14 Trey LaFleur	.000	3-1	5	0	0	0	0	0	0	0	.000	0	0	4	0	.000	0	0	0-0	10	1	0	1.000	
40 Garrett Wood	.000	8-0	5	1	0	0	0	0	0	0	.000	0	0	0	0	.000	0	0	0-0	1	2	0	1.000	
6 Cade Sammons	.000	15-0	4	3	0	0	0	0	0	0	.000	3	1	1	0	.500	0	0	0-0	2	0	0	1.000	
Totals	.289	30	1051	197	304	49	4	39	185	478	.455	117	43	271	22	.380	10	2	18-25	795	182	22	.978	
Opponents	.258	30	1040	176	268	44	6	43	172	453	.436	100	16	322	5	.328	14	7	24-31	786	248	19	.982	

LOB - Team (240), Opp (206). DPs turned - Team (10), Opp (30). IBB - Team (6), H. Dunhurst 3, T. McCants 1, T. Elko 1, J. Bench 1, Opp (2).

### (SEC games only Sorted by Earned run avg)

Player	era	w-l	app	gs	cg	sho	sv	ip	h	r	er	bb	so	2b	3b	hr	b/avg	wp	hp	bk	sfa	sha
38 Logan Savell	0.00	0-0	1	0	0	0/0	0	0.2	3	2	0	0	1	0	0	1	.600	0	0	0	0	0
26 Doug Nikhazy	1.67	7-1	9	9	1	1/2	0	59.1	38	15	11	19	85	5	0	3	.182	2	3	0	0	2
17 Gunnar Hoglund	2.77	2-2	7	7	0	0/1	0	39.0	24	14	12	11	54	5	1	4	.173	1	1	0	1	0
29 Braden Forsyth	3.00	0-1	3	0	0	0/0	0	3.0	0	1	1	2	1	0	0	0	.000	0	2	0	0	0
27 Taylor Broadway	3.04	1-2	18	0	0	0/3	10	26.2	26	9	9	5	35	7	1	2	.243	3	0	1	1	0
37 Brandon Johnson	3.86	1-0	2	0	0	0/0	0	4.2	5	2	2	1	5	1	0	1	.263	0	0	0	0	0
39 Jack Dougherty	4.09	1-1	6	0	0	0/0	0	11.0	8	5	5	1	14	2	0	1	.195	1	1	0	1	1
2 Derek Diamond	6.07	2-2	10	7	0	0/0	0	40.0	44	34	27	18	42	7	1	10	.273	4	3	0	5	0
55 Wes Burton	6.14	0-0	5	0	0	0/0	0	7.1	6	5	5	5	11	1	0	2	.214	1	0	0	0	0
21 Drew McDaniel	7.82	2-1	12	7	0	0/1	0	35.2	50	31	31	13	36	9	1	8	.329	3	3	2	1	1
24 Jackson Kimbrell	9.00	1-0	8	0	0	0/0	0	9.0	9	10	9	8	7	1	0	2	.250	2	1	1	1	1
34 Tyler Myers	9.90	1-1	9	0	0	0/0	0	10.0	16	11	11	2	11	2	1	2	.372	0	1	0	0	2
28 Austin Miller	10.45	0-1	9	0	0	0/0	0	10.1	15	13	12	7	12	0	0	5	.326	1	1	0	1	0
43 Cole Baker	13.50	0-0	1	0	0	0/0	0	0.2	1	1	1	2	1	0	0	0	.333	1	0	0	0	0
49 Cody Adcock	16.20	0-0	2	0	0	0/0	0	1.2	4	3	3	1	2	1	1	1	.500	1	0	0	1	0
23 Josh Mallitz	18.00	0-0	6	0	0	0/0	0	6.0	13	12	12	3	5	1	0	1	.464	0	0	0	2	0
44 Luke Baker	99.00	0-0	2	0	0	0/0	0	0.0	6	8	4	2	0	2	0	0	.857	0	0	0	0	0
Totals	5.26	18-12	30	30	1	4/3	10	265.0	268	176	155	100	322	44	6	43	.258	20	16	4	14	7
Opponents	6.32	12-18	30	30	1	0/0	7	262.0	304	197	184	117	271	49	4	39	.289	44	43	3	10	2

PB - Team (5), H. Dunhurst 5, Opp (4). Pickoffs - Team (5), H. Dunhurst 3, T. Myers 1, D. Nikhazy 1. SBA/ATT - H. Dunhurst (22-28), D. Nikhazy (4-8), D. McDaniel (7-8), J. Kimbrell (4-4), D. Diamond (2-3), G. Hoglund (3-3), K. Loposer (1-1), T. Broadway (1-1), A. Miller (1-1), T. Myers (0-1), J. Dougherty (1-1), W. Burton (1-1).

2021 OLE MISS BASEBALL  
GAME-BY-GAME RESULTS

Date	Opponent	Score	Inns	Overall	SEC	Pitcher of record	Attend	Time
Feb 20, 2021	vs #10 TCU	w 7-3	9	1-0-0	0-0-0	J. Kimbrell (W 1-0)	16908	3:53
Feb 21, 2021	vs #3 Texas Tech	w 5-4	9	2-0-0	0-0-0	G. Hoglund (W 1-0)	17587	3:44
Feb 22, 2021	vs #9 Texas	w 8-1	9	3-0-0	0-0-0	D. Diamond (W 1-0)	13659	3:07
Feb 24, 2021	ARKANSAS STATE	w 12-1	9	4-0-0	0-0-0	D. McDaniel (W 1-0)	2635	2:56
Feb 26, 2021	UCF	L 2-3	9	4-1-0	0-0-0	D. Nikhazy (L 0-1)	2656	2:50
Feb 27, 2021	UCF-1	w 6-5	9	5-1-0	0-0-0	J. Kimbrell (W 2-0)	2744	3:26
Feb 27, 2021	UCF-2	L 2-7	9	5-2-0	0-0-0	D. Diamond (L 1-1)	2744	3:19
Mar 02, 2021	MEMPHIS	w 16-4	9	6-2-0	0-0-0	D. McDaniel (W 2-0)	2721	3:21
Mar 03, 2021	JACKSON STATE	w 12-1	7	7-2-0	0-0-0	T. Myers (W 1-0)	3433	2:25
Mar 05, 2021	BELMONT	w 12-4	9	8-2-0	0-0-0	D. Nikhazy (W 1-1)	5769	3:45
Mar 06, 2021	BELMONT	w 4-3	9	9-2-0	0-0-0	T. Broadway (W 1-0)	5847	3:01
Mar 07, 2021	BELMONT	w 8-7	9	10-2-0	0-0-0	T. Broadway (W 2-0)	5773	3:30
Mar 09, 2021	ALCORN STATE	w 11-1	8	11-2-0	0-0-0	J. Mallitz (W 1-0)	5790	2:38
Mar 12, 2021	ULM	w 10-1	9	12-2-0	0-0-0	G. Hoglund (W 2-0)	6217	3:15
Mar 13, 2021	ULM	w 6-5	9	13-2-0	0-0-0	T. Broadway (W 3-0)	6577	3:21
Mar 14, 2021	ULM	L 3-8	9	13-3-0	0-0-0	D. Diamond (L 1-2)	6266	3:30
Mar 16, 2021	at Louisiana Tech	L 1-13	9	13-4-0	0-0-0	J. Mallitz (L 1-1)	1000	3:09
* Mar 19, 2021	AUBURN	w 1-0	9	14-4-0	1-0-0	G. Hoglund (W 3-0)	9358	2:12
* Mar 20, 2021	AUBURN	w 6-5	9	15-4-0	2-0-0	D. McDaniel (W 3-0)	10304	3:36
* Mar 21, 2021	AUBURN	w 19-11	9	16-4-0	3-0-0	D. Diamond (W 2-2)	8725	3:50
Mar 23, 2021	CENTRAL ARKANSAS	w 5-2	9	17-4-0	3-0-0	J. Mallitz (W 2-1)	6847	2:41
* Mar 26, 2021	at #23 Alabama-1	w 9-6	9	18-4-0	4-0-0	T. Myers (W 2-0)	-	2:54
* Mar 26, 2021	at #23 Alabama-2	w 2-0	9	19-4-0	5-0-0	D. Nikhazy (W 2-1)	1764	2:36
* Mar 27, 2021	at #23 Alabama	w 11-6	9	20-4-0	6-0-0	D. Diamond (W 3-2)	1764	3:28
* Apr 01, 2021	at #15 Florida	L 1-4	9	20-5-0	6-1-0	G. Hoglund (L 3-1)	2335	2:46
* Apr 02, 2021	at #15 Florida	w 8-2	9	21-5-0	7-1-0	D. McDaniel (W 4-0)	2009	3:00
* Apr 03, 2021	at #15 Florida	L 5-6	9	21-6-0	7-2-0	D. Diamond (L 3-3)	2894	3:21
Apr 05, 2021	NORTH ALABAMA	w 20-6	7	22-6-0	7-2-0	J. Mallitz (W 3-1)	6882	2:56
Apr 06, 2021	ALCORN STATE	w 8-1	9	23-6-0	7-2-0	J. Kimbrell (W 3-0)	6889	2:58
* Apr 10, 2021	#1 ARKANSAS-1	L 3-7	9	23-7-0	7-3-0	T. Myers (L 2-1)	11524	3:33
* Apr 10, 2021	#1 ARKANSAS-2	w 13-6	9	24-7-0	8-3-0	D. Nikhazy (W 3-1)	11857	3:27
* Apr 11, 2021	#1 ARKANSAS	L 14-18	9	24-8-0	8-4-0	B. Forsyth (L 0-1)	10042	4:25
Apr 13, 2021	AUSTIN PEAY	w 13-1	7	25-8-0	8-4-0	T. Myers (W 3-1)	6873	2:32
* Apr 16, 2021	at #3 Mississippi State	L 2-5	9	25-9-0	8-5-0	G. Hoglund (L 3-2)	10291	2:39
* Apr 17, 2021	at #3 Mississippi State	w 9-0	9	26-9-0	9-5-0	D. Nikhazy (W 4-1)	13338	2:50
* Apr 18, 2021	at #3 Mississippi State	L 5-7	9	26-10-0	9-6-0	A. Miller (L 0-1)	10522	3:05
Apr 20, 2021	LITTLE ROCK	w 11-6	9	27-10-0	9-6-0	J. Kimbrell (W 4-0)	6851	3:49
* Apr 22, 2021	LSU	L 4-5	9	27-11-0	9-7-0	T. Broadway (L 3-1)	9035	3:40
* Apr 23, 2021	LSU	L 2-7	9	27-12-0	9-8-0	D. Nikhazy (L 4-2)	11788	3:13
* Apr 24, 2021	LSU	w 10-9	9	28-12-0	10-8-0	T. Broadway (W 4-1)	11653	3:34
* Apr 30, 2021	#7 SOUTH CAROLINA	w 5-1	9	29-12-0	11-8-0	G. Hoglund (W 4-2)	8581	2:46
* May 01, 2021	#7 SOUTH CAROLINA-1	w 7-3	9	30-12-0	12-8-0	D. Nikhazy (W 5-2)	7776	2:49
* May 01, 2021	#7 SOUTH CAROLINA-2	w 6-4	9	31-12-0	13-8-0	J. Dougherty (W 1-0)	8879	3:21
May 04, 2021	ARKANSAS STATE	w 15-12	9	32-12-0	13-8-0	J. Mallitz (W 4-1)	6682	4:03
* May 07, 2021	at Texas A&M	L 8-9	9	32-13-0	13-9-0	J. Dougherty (L 1-1)	1718	3:34
* May 08, 2021	at Texas A&M	w 12-7	9	33-13-0	14-9-0	D. Nikhazy (W 6-2)	1644	3:37
* May 09, 2021	at Texas A&M	L 5-6	9	33-14-0	14-10-0	T. Broadway (L 4-2)	1340	3:24
May 12, 2021	LITTLE ROCK	w 9-4	9	34-14-0	14-10-0	A. Miller (W 1-1)	6703	3:15
* May 14, 2021	#2 VANDERBILT	w 3-1	9	35-14-0	15-10-0	D. Nikhazy (W 7-2)	8986	2:35
* May 15, 2021	#2 VANDERBILT	L 2-13	9	35-15-0	15-11-0	D. Diamond (L 3-4)	10267	3:25
* May 16, 2021	#2 VANDERBILT	w 13-10	9	36-15-0	16-11-0	J. Kimbrell (W 5-0)	8479	3:30
May 18, 2021	UT MARTIN	L 7-9	9	36-16-0	16-11-0	T. Myers (L 3-2)	7219	3:20
* May 20, 2021	at Georgia	w 2-0	9	37-16-0	17-11-0	D. Nikhazy (W 8-2)	1577	3:01
* May 21, 2021	at Georgia	w 8-5	(11)	38-16-0	18-11-0	B. Johnson (W 1-0)	2221	4:09
* May 22, 2021	at Georgia	L 2-13	9	38-17-0	18-12-0	D. McDaniel (L 4-1)	2047	3:25
May 25, 2021	vs Auburn	w 7-4	9	39-17-0	18-12-0	D. Nikhazy (W 9-2)	7750	3:01
May 26, 2021	vs Vanderbilt	L 4-5	9	39-18-0	18-12-0	J. Dougherty (L 1-2)	7200	3:19
May 27, 2021	vs Georgia	w 4-0	9	40-18-0	18-12-0	D. McDaniel (W 5-1)	4737	2:28
May 28, 2021	vs Vanderbilt	w 4-1	9	41-18-0	18-12-0	T. Myers (W 4-2)	5901	2:48
May 29, 2021	vs Arkansas	L 2-3	9	41-19-0	18-12-0	J. Kimbrell (L 5-1)	8735	3:09
Jun 04, 2021	SOUTHEAST MISSOURI	w 6-3	9	42-19-0	18-12-0	J. Dougherty (W 2-2)	10736	3:09
Jun 05, 2021	FLORIDA STATE	w 4-3	9	43-19-0	18-12-0	D. Nikhazy (W 10-2)	10830	3:04
Jun 06, 2021	SOUTHERN MISS	L 7-10	9	43-20-0	18-12-0	D. McDaniel (L 5-2)	10628	3:35
Jun 07, 2021	SOUTHERN MISS	w 12-9	9	44-20-0	18-12-0	D. Nikhazy (W 11-2)	10293	3:23
Jun 11, 2021	at #5 Arizona	L 3-9	9	44-21-0	18-12-0	D. Diamond (L 3-5)	5839	3:26
Jun 12, 2021	at #5 Arizona	w 12-3	9	45-21-0	18-12-0	D. Nikhazy (W 12-2)	7450	4:02
Jun 13, 2021	at #5 Arizona	L 3-16	9	45-22-0	18-12-0	T. Broadway (L 4-3)	5139	3:39



2021 FINAL SEC STANDINGS

EASTERN DIVISION												Postseason	
	SEC	Pct.	GB	All	Pct.	Home	Away	Neutral	vs. Div.	vs. Top 10			
Tennessee ^%	20-10	.667	-	50-18	.735	31-9	16-5	3-4	12-6	7-9	College World Series		
Vanderbilt ^	19-10	.655	0.5	49-18	.731	32-6	12-7	5-5	11-7	14-10	College World Series		
Florida	17-13	.567	3.0	38-22	.633	28-9	7-12	3-1	10-8	7-10	NCAA Regional		
South Carolina	16-14	.533	4.0	34-23	.596	23-10	10-11	1-2	12-6	7-8	NCAA Regional		
Georgia	13-17	.433	7.0	31-25	.554	20-13	10-10	1-2	9-9	6-11			
Kentucky	12-18	.400	8.0	29-23	.558	22-13	7-9	0-1	6-12	4-10			
Missouri	8-22	.267	12.0	15-36	.294	6-15	9-17	0-4	3-15	3-9			

WESTERN DIVISION												Postseason	
	SEC	Pct.	GB	All	Pct.	Home	Away	Neutral	vs. Div.	vs. Top 10			
Arkansas#	22-8	.733	-	50-13	.794	30-8	13-5	7-0	13-5	18-3	NCAA Super Regional		
Mississippi State*^	20-10	.667	2.0	50-18	.735	30-9	12-4	8-5	13-5	14-12	College World Series Champion		
<b>Ole Miss</b>	<b>18-12</b>	<b>.600</b>	<b>4.0</b>	<b>45-22</b>	<b>.672</b>	<b>30-11</b>	<b>9-9</b>	<b>6-2</b>	<b>10-8</b>	<b>13-11</b>	<b>NCAA Super Regional</b>		
LSU	13-17	.433	9.0	38-25	.603	24-14	12-9	2-2	10-8	7-15	NCAA Super Regional		
Alabama	12-17	.414	9.5	32-26	.552	19-13	10-10	3-3	7-11	3-13	NCAA Regional		
Auburn	10-20	.333	12.0	25-27	.481	15-14	9-11	1-2	5-13	2-11			
Texas A&M	9-21	.300	13.0	29-27	.518	21-13	5-13	3-1	5-13	5-11			

#SEC Champion and SEC Tournament Champion; %SEC Eastern Division Champion; ^College World Series participant; \*NCAA Champion

TEAM BATTING

	G	Avg.	AB	R	H	2B	3B	HR	BB	SO	SB-ATT
Ole Miss	67	.288	2278	478	656	109	9	85	295	570	44-65
Vanderbilt	67	.285	2291	454	653	130	21	92	301	620	92-104
Auburn	52	.281	1828	363	514	101	9	86	230	433	32-50
Florida	59	.279	2019	376	563	105	13	71	262	497	32-48
Tennessee	68	.279	2357	475	657	134	12	98	336	573	72-90
Kentucky	52	.278	1740	300	484	86	10	62	176	457	78-86
Mississippi State	68	.278	2316	476	644	122	13	75	306	455	74-92
LSU	63	.273	2165	414	591	95	17	93	244	538	52-75
Georgia	56	.270	1947	304	526	80	14	57	182	510	21-31
Arkansas	63	.267	2094	483	560	100	11	109	360	567	44-53
Texas A&M	56	.260	1894	342	493	80	9	66	268	492	66-78
Alabama	58	.260	1951	334	507	96	7	67	224	482	33-44
South Carolina	57	.246	1895	319	467	96	5	80	225	545	32-38
Missouri	51	.243	1698	269	412	71	6	36	206	460	53-69
<b>Totals</b>	<b>837</b>	<b>.271</b>	<b>28473</b>	<b>5387</b>	<b>7727</b>	<b>1405</b>	<b>156</b>	<b>1077</b>	<b>3615</b>	<b>7199</b>	<b>725-923</b>

TEAM PITCHING

	G	ERA	W	L	Sv	IP	H	R	ER	BB	SO
Vanderbilt	67	3.46	49	18	24	598.0	416	267	230	248	790
Tennessee	68	3.51	50	18	18	614.2	545	291	240	170	617
Arkansas	63	3.77	50	13	20	558.0	467	257	234	218	657
South Carolina	57	3.80	34	23	11	507.0	422	245	214	217	624
Georgia	56	3.91	31	25	12	506.0	421	244	220	260	570
Mississippi State	68	4.04	50	18	18	603.2	494	304	271	266	817
Florida	59	4.15	38	21	17	523.0	489	281	241	170	530
LSU	63	4.53	38	25	9	564.2	546	315	284	216	568
Texas A&M	56	4.55	29	27	10	498.1	496	296	252	220	569
Alabama	58	4.78	32	26	14	514.0	520	295	273	178	497
<b>Ole Miss</b>	<b>67</b>	<b>4.79</b>	<b>45</b>	<b>22</b>	<b>20</b>	<b>586.1</b>	<b>576</b>	<b>354</b>	<b>312</b>	<b>221</b>	<b>765</b>
Kentucky	52	4.93	29	23	11	451.0	461	289	247	186	474
Auburn	52	5.24	25	27	8	463.1	466	301	270	196	455
Missouri	51	7.24	15	36	6	437.1	494	386	352	319	413
<b>Totals</b>	<b>837</b>	<b>4.41</b>	<b>515</b>	<b>322</b>	<b>198</b>	<b>7425.1</b>	<b>6813</b>	<b>4125</b>	<b>3640</b>	<b>3085</b>	<b>8346</b>

TEAM FIELDING

	G	PO	A	E	Pct	DP	SBA-CSB	PB
Arkansas	63	1674	547	45	.980	49	33-18	2
Kentucky	52	1353	436	39	.979	31	32-10	5
Georgia	56	1518	462	46	.977	35	24-19	16
Alabama	58	1542	566	49	.977	47	37-15	1
Tennessee	68	1844	633	59	.977	42	81-15	7
Auburn	52	1390	479	45	.976	53	39-12	9
South Carolina	57	1521	419	47	.976	33	51-24	7
<b>Ole Miss</b>	<b>67</b>	<b>1759</b>	<b>453</b>	<b>57</b>	<b>.975</b>	<b>27</b>	<b>46-17</b>	<b>8</b>
Mississippi State	68	1811	515	60	.975	45	37-19	5
Missouri	51	1312	452	48	.974	31	58-10	20
LSU	63	1694	593	63	.973	45	45-18	7
Vanderbilt	67	1794	510	65	.973	39	38-19	9
Texas A&M	56	1495	517	60	.971	35	41-30	9
Florida	59	1569	528	68	.969	39	54-8	15
<b>Totals</b>	<b>837</b>	<b>22276</b>	<b>7110</b>	<b>751</b>	<b>.975</b>	<b>551</b>	<b>616-234</b>	<b>121</b>



HITTING RECORDS

AT BATS

SEASON	GP	No.
Player, Year	GP	No.
1. Auston Bousfield, 2014	.69	286
2. Will Allen, 2014	.69	277
3. Zack Cozart, 2006	.66	272
Chris Coghlan, 2005	.67	272
Stephen Head, 2005	.68	272
6. Grae Kessinger, 2019	.67	270
Braxton Lee, 2014	.69	270
8. Austin Anderson, 2014	.69	269
9. Justin Henry, 2006	.64	268
10. Brian Pettway, 2005	.68	266

CAREER	GP	No.
Player, Years	GP	No.
1. Will Golsan, 2015-2018	.237	885
2. Ryan Olenek, 2016-2019	.227	862
3. Logan Power, 2006-2009	.250	860
4. Matt Smith, 2008-2011	.228	836
5. Kevin Kessinger, 1989-1992	.209	816
6. Zach Miller, 2007-2010	.233	806
7. Brad Henderson, 1996-1999	.203	803
8. Matt Tolbert, 2001-2004	.229	791
9. Tanner Mathis, 2010-2013	.219	790
10. Will Allen, 2011-2014	.221	784

HITS

SEASON	GP	No.
Player, Year	GP	No.
1. Brian Pettway, 2005	.68	102
2. Brad Henderson, 1999	.62	101
3. Jordan Henry, 2007	.65	99
Justin Henry, 2007	.65	99
Chris Coghlan, 2005	.67	99
6. Auston Bousfield, 2014	.69	96
7. Alex Yarbrough, 2012	.62	95
8. David Dellucci, 1995	.62	94
Will Allen, 2014	.69	94
10. Jacob Gonzalez, 2021	.67	93

CAREER	GP	No.
Player, Years	GP	No.
1. Brad Henderson, 1996-1999	.203	298
2. Logan Power, 2006-2009	.250	269
3. Matt Smith, 2008-2011	.228	268
4. Ryan Olenek, 2016-2019	.227	265
5. Kevin Kessinger, 1989-1992	.209	262
6. Will Golsan, 2015-2018	.237	261
7. Tanner Mathis, 2010-2013	.219	258
8. Zach Miller, 2007-2010	.233	253
Chad Sterbens, 2000-2003	.195	253
10. Chris Coghlan, 2004-2006	.190	251

BATTING AVERAGE

SEASON (MIN. 75 AB)	GP	AB	H	BA
Player, Year	GP	AB	H	BA
1. Donnie Kessinger, 1964	.31	133	58	.436
2. Jake Gibbs, 1960	.25	99	42	.424
3. Bernie Schreiber, 1956	.34	96	40	.417
4. David Dellucci, 1995	.62	229	94	.410
5. Jimmy Yawn, 1966	.31	130	53	.408
6. Chris Snoppek, 1992	.54	189	77	.407
7. Donnie Kessinger, 1962	.25	102	41	.402
Paul Husband, 1973	.27	82	33	.402
Brad Henderson, 1997	.53	229	92	.402
Seth Smith, 2002	.53	204	82	.402

SEASON (MIN. 40 ABs)	GP	AB	H	BA
Player, Year	GP	AB	H	BA
1. Charlie Conerly, 1948	.22	71	32	.451
2. Mark Johnson, 1980	.20	61	26	.426
3. Joe Gibbon, 1957	.20	40	17	.425
4. Bobby Wilson, 1950	.20	68	28	.412

CAREER (MIN. 200 ABs)*	GP	AB	H	BA
Player, Years	GP	AB	H	BA
1. Donnie Kessinger, 1962-1964	.82	345	138	.400
2. Jimmy Yawn, 1965-1967	.81	323	126	.390
3. Jake Gibbs, 1959-1961	.72	292	112	.384
4. Stuart Turner, 2013	.62	222	83	.374
5. Bubba Simon, 1986-1987	.102	324	121	.373
6. Brad Henderson, 1996-1999	.209	803	298	.371
7. Justin Henry, 2005-2007	.186	651	234	.359
8. Larry Simcox, 1980-1981	.92	329	117	.356

CAREER (MIN. 100 ABs)	GP	AB	H	BA
Player, Years	GP	AB	H	BA
Charlie Conerly, 1947-1948	.38	138	55	.399
Joe Gibbon, 1954-1957	.53	112	43	.384

\* - denotes minimums are NCAA standards.

DOUBLES

SEASON	GP	No.
Player, Year	GP	No.
1. Brad Henderson, 1999	.62	24
Will Allen, 2014	.69	24
3. Chris Coghlan, 2006	.66	22
Chris Coghlan, 2005	.67	22
5. Colby Bortles, 2016	.62	21
Chris Snoppek, 1992	.54	21
7. Logan Power, 2009	.64	20
8. Mark Wright, 2006	.63	19
Keith Johns, 1990	.52	19
Jason Huisman, 1998	.53	19
Bobby Kielty, 1998	.53	19
Burney Hutchinson, 2002	.56	19
Brian Pettway, 2005	.68	19

CAREER	GP	No.
Player, Years	GP	No.
1. Brad Henderson, 1996-1999	.203	60
2. Ryan Olenek, 2016-2019	.227	54
Chris Coghlan, 2004-2006	.187	54
4. Logan Power, 2006-2009	.250	53
Jeffrey Johnson, 1992-1995	.194	53
6. David Dellucci, 1992-1995	.209	51
Burney Hutchinson, 1999-2002	.214	51
8. David Clements, 1979-1982	.177	47
Jason Huisman, 1995-1998	.203	47
Keith Johns, 1990-1992	.161	47
Brian Pettway, 2003-2005	.183	47

TRIPLES


SEASON	GP	No.
Player, Year	GP	No.
1. Justin Henry, 2007	.65	8
Tommy Keyes, 1963	.26	8
Kevin Kessinger, 1991	.54	8
4. Alex Presley, 2006	.66	7
Chris Padgett, 1984	.43	7
6. Bernie Schreiber, 1956	.25	6
Buddy Chain, 1956	.31	6
Nate Riddley, 1992	.50	6
David Dellucci, 1995	.62	6
Michael Rosamond, 1999	.62	6
Burney Hutchinson, 2001	.63	6
Alex Presley, 2004	.55	6

CAREER	GP	No.
Player, Years	GP	No.
1. Justin Henry, 2005-2007	.186	14
Nate Riddley, 1989-1992	.193	14
Kevin Kessinger, 1989-1992	.209	14
Burney Hutchinson, 1999-2002	.214	14
Alex Presley, 2004-2006	.185	14
6. Tommy Keyes, 1963-1964	.57	12
Bernie Schreiber, 1953-1956	.84	12
David Dellucci, 1992-1995	.209	12
9. Michael Rosamond, 1997-1999	.162	11
10. Bobby Wilson, 1947-1950	.80	9
Donnie Kessinger, 1962-1964	.82	9
Kary Bridges, 1991-1992	.166	9
Rob Boyd, 1989-1992	.177	9

HOME RUNS

SEASON	GP	No.
Player, Year	GP	No.
1. Jason Huisman, 1998	.53	21
Brian Pettway, 2005	.68	21
3. Michael Rosamond, 1999	.62	18
Stephen Head, 2005	.68	18
5. David Dellucci, 1995	.62	17
Cody Overbeck, 2008	.63	17
7. Mark Wright, 2006	.63	16
Bobby Kielty, 1998	.53	16
Sikes Orvis, 2015	.57	16
Tim Elko, 2021	.49	16

CAREER	GP	No.
Player, Years	GP	No.
1. Kyle Gordon, 1984-1987	.193	48
2. Matt Smith, 2008-2011	.228	41
Matt Snyder, 2009-2012	.213	41
4. Brad Henderson, 1996-1999	.203	40
5. Burney Hutchinson, 1999-2002	.214	37
Stephen Head, 2003-2005	.188	37
7. David Dellucci, 1992-1995	.209	36
Michael Rosamond, 1997-1999	.162	36
9. Brian Pettway, 2003-2005	.183	35
10. Sikes Orvis, 2012-2015	.220	34



Kyle Gordon clubbed a program record 48 home runs for Ole Miss between 1984-87, including a 15-homer campaign in 1985.



## HITTING RECORDS

### TOTAL BASES

SEASON		
Player, Year	GP	No.
1. Brian Pettway, 2005	.68	184
2. David Dellucci, 1995	.62	172
3. Jason Huisman, 1998	.53	169
4. Brad Henderson, 1999	.62	162
Stephen Head, 2005	.68	162
6. Cody Overbeck, 2008	.63	157
7. Brad Henderson, 1997	.53	154
8. Michael Rosamond, 1999	.62	151
9. Burney Hutchinson, 2001	.63	147
Jacob Gonzalez, 2021	.67	147

### CAREER

Player, Year	GP	No.
1. Brad Henderson, 1996-1999	.203	494
2. Matt Smith, 2008-2011	.228	443
3. David Dellucci, 1992-1995	.209	430
4. Burney Hutchinson, 1999-2002	.214	427
5. Logan Power, 2006-2009	.250	413
6. Kyle Gordon, 1984-1987	.193	410
7. Jason Huisman, 1995-1998	.203	403
8. Stephen Head, 2003-2005	.188	397
9. Matt Snyder, 2009-2012	.213	391
10. Brian Pettway, 2003-2005	.183	370



After a spectacular career from 1996-99, Brad Henderson owns career records for hits, doubles, total bases and runs scored.

### RUNS SCORED

SEASON		
Player, Year	GP	No.
1. Chris Coghlan, 2006	.66	75
2. Jacob Gonzalez, 2021	.67	73
3. Jordan Henry, 2009	.63	70
4. Burney Hutchinson, 2001	.63	69
5. Grae Kessinger, 2019	.68	67
Thomas Dillard, 2018	.65	67
David Dellucci, 1995	.62	67
8. Chris Coghlan, 2005	.67	66
9. Justin Henry, 2006	.64	65
Stephen Head, 2005	.68	65

### CAREER

Player, Years	GP	No.
1. Brad Henderson, 1996-1999	.203	198
2. Burney Hutchinson, 1999-2002	.214	187
3. Matt Smith, 2008-2011	.228	185
4. David Dellucci, 1992-1995	.209	181
5. Logan Power, 2006-2009	.250	177
Chris Coghlan, 2004-2006	.187	177
7. Jordan Henry, 2007-2009	.191	174
8. Kyle Gordon, 1984-1987	.193	167
9. Zach Miller, 2007-2010	.233	162
10. Zack Cozart, 2005-2007	.198	159

### RUNS BATTED IN

SEASON		
Player, Year	GP	No.
1. Mark Wright, 2006	.63	79
2. Jason Huisman, 1998	.53	71
3. Stephen Head, 2005	.68	68
4. Brian Pettway, 2005	.68	67
5. Tyler Keenan, 2019	.68	66
Zack Cozart, 2006	.66	64
Will Allen, 2014	.69	64
8. David Dellucci, 1995	.62	63
Burney Hutchinson, 2001	.63	63
10. Chris Snopek, 1992	.54	62

### CAREER

Player, Years	GP	No.
1. Logan Power, 2006-2009	.250	183
Matt Smith, 2008-2011	.228	183
3. Matt Snyder, 2009-2012	.213	173
4. Kyle Gordon, 1984-1987	.193	168
5. Burney Hutchinson, 1999-2002	.214	167
6. Stephen Head, 2003-2005	.188	165
7. Brad Henderson, 1996-1999	.203	160
8. Zack Cozart, 2005-2007	.198	157
9. Jason Huisman, 1995-1998	.203	155
10. Colby Bortles, 2014-2017	.213	153

### SLUGGING PERCENTAGE

SEASON (MIN. 75 AB) *				
Player, Year	GP	AB	TB	Pct.
1. Ken Houser, 1983	.44	150	115	.767
2. David Dellucci, 1995	.62	229	172	.751
3. Jason Huisman, 1998	.53	227	169	.744
4. Kyle Gordon, 1985	.47	162	118	.728
5. Chris Snopek, 1992	.54	189	137	.725
6. Jimmy Yawn, 1966	.29	108	78	.722
7. Chris Padgett, 1984	.43	139	99	.712

### SEASON (MIN. 40 ABs)

Player, Year	GP	AB	TB	Pct.
1. Tyler Keenan, 2020	.17	67	53	.791
2. Charlie Conerly, 1948	.19	71	50	.704

### CAREER (MIN. 200 ABs) \*

Player, Years	GP	AB	H	Pct.
1. Jimmy Yawn, 1965-1967	.81	323	217	.672
2. Kyle Gordon, 1984-1987	.193	640	410	.641

### WALKS

SEASON		
Player, Year	GP	No.
1. Thomas Dillard, 2019	.68	61
2. Pat Ball, 1977	.58	59
3. Jordan Henry, 2009	.63	56
4. Burney Hutchinson, 2001	.63	53
5. Thomas Dillard, 2018	.65	49
6. Nick Fortes, 2018	.65	46
David Dellucci, 1995	.62	46
Logan Power, 2009	.64	46
9. Bubba Hubbard, 1977	.58	42
10. Sikes Orvis, 2015	.57	41

### CAREER

Player, Years	GP	No.
1. Thomas Dillard, 2017-2019	.181	135
Jason Huisman, 1995-1998	.203	135
3. Burney Hutchinson, 1999-2002	.214	128
4. Logan Power, 2006-2009	.250	124
5. Kyle Gordon, 1984-1987	.193	123
6. David Dellucci, 1992-1995	.209	119
Mztt Smith, 2008-2011	.228	119
8. Ronnie Russell, 1976-1979	.178	110
9. Pat Ball, 1974-1977	.171	109
10. Tanner Mathis, 2010-2013	.219	103
Sikes Orvis, 2012-2015	.220	103

### STOLEN BASES

SEASON		
Player, Year	GP	No.
1. Jordan Henry, 2009	.63	38
2. David Dellucci, 1995	.62	31
Charlie Williams, 1966	.31	31
4. Braxton Lee, 2014	.69	30
5. John Shaw, 1970	.31	28
Kevin Kessinger, 1991	.54	28
7. David Dellucci, 1994	.54	25
8. Anthony Servideo, 2019	.66	24
Tim Ferguson, 2010	.63	24
Chris Coghlan, 2006	.66	24
Kary Bridges, 1993	.56	24
Anthony Felston, 1996	.54	24

### CAREER

Player, Years	GP	No.
1. John Shaw, 1968-1970	.103	73
2. David Dellucci, 1992-1995	.209	72
3. Kevin Kessinger, 1989-1992	.209	66
4. Jordan Henry, 2007-2009	.191	64
5. Jake Gibbs, 1959-1961	.72	53
6. Charlie Williams, 1965-1966	.53	50
7. Kary Bridges, 1991-1993	.56	49
8. Tim Ferguson, 2008-10	.166	48
9. Justin Henry, 2005-2007	.181	46
10. Donnie Kessinger, 1962-1964	.82	44

### HITTING STREAK

Player, Year	No.
1. Brian Pettway, 2004-2005	28*
2. Cody Overbeck, 2008	24
3. Ryan Olenek, 2018	23
Tanner Mathis, 2011	23
5. Alex Yarbrough, 2012	22
6. Kary Bridges, 1992	21
Chad Sterbens, 2002	21
8. Matt Smith, 2010	18
T.Y. Gunter, 1974	18
10. Kris Cox, 2000	17
Brad Henderson, 2000	17
Chad Sterbens, 2003	17

\* — Pettway hit safely in the first 27 games of the 2005 season.



Ryan Olenek (2016-19) is in the top five all-time in at-bats, hits, doubles and hitting streak after a terrific four-year career.



PITCHING RECORDS

APPEARANCES

SEASON Player, Year No. 1. Austin Miller, 2019... 32 2. Taylor Broadway, 2021... 30 Will Stokes, 2016... 30 Tanner Bailey, 2013... 30 Cooper Campbell, 1999... 30 6. Garrett White, 2006... 29 Rick Zibilich, 1977... 29 Matthew Duff, 1996... 29 9. Jason Lowe, 1993... 28 Richard Hines, 1989... 28 Ryan Young, 1993... 28 Ryan Young, 1994... 28 Scott Bittle, 2007... 28

CAREER

Player, Years No. 1. Brett Huber, 2010-2013... 93 2. Will Stokes, 2015-2018... 92 3. Ryan Young, 1992-1995... 89 4. Matt Smith, 1985-1988... 83 5. Skipper Wright, 1983-1986... 77 6. Dan McShea, 1997-2001... 74 7. Austin Miller, 2018-2021... 72 8. Laddie Renfroe, 1981-1984... 70 9. Scott Bittle, 2007-2009... 69 Bryan Farmer, 1982-1986... 69

RELIEF APPEARANCES

SEASON Player, Year No. 1. Austin Miller, 2019... 32 2. Taylor Broadway, 2021... 30 Brett Huber, 2010... 30 Tanner Bailey, 2013... 30 Will Stokes, 2016... 30 6. Cooper Campbell, 1999... 29 7. Richard Hines, 1989... 27 Charles Barbour, 1994... 27 Matthew Duff, 1996... 27 Jake Morgan, 2009... 27 Aaron Greenwood, 2013... 27 Parker Caracci, 2018... 27

GAMES STARTED

SEASON Player, Year No. 1. Jamey Price, 1995... 19 2. Mark Holliman, 2005... 18 Will Kline, 2007... 18 Lance Lynn, 2007... 18 Chris Ellis, 2014... 18 Sam Smith, 2014... 18 7. David Miller, 1986... 17 Rick Zibilich, 1977... 17 Bobby Wahl, 2012... 17 Christian Trent, 2014... 17

CAREER

Player, Years No. 1. Bryan Farmer, 1982-1986... 61 2. Sam Smith, 2012-2015... 51 3. Kenny Carlyle, 1989-1992... 50 4. Mark Holliman, 2003-2005... 49 5. Lance Lynn, 2006-2008... 48 6. Jeff Calhoun, 1977-1980... 46 Brett Bukvich, 2006-2009... 46 8. Rick Zibilich, 1975-1978... 45 9. John McNeese, 1993-1995... 44 10. Jeff McAvoy, 1998-2000... 43 Drew Pomeranz, 2008-2010... 43

COMPLETE GAMES

SEASON Player, Year No. 1. Rick Zibilich, 1977... 10 2. Jamey Price, 1995... 9 3. Rick Zibilich, 1978... 8 Olin Briscoe, 1951... 8 Jim Pittman, 1972... 8 Mark Park, 1975... 8 7. Laddie Renfroe, 1984... 7

CAREER

Player, Years No. 1. Rick Zibilich, 1975-1978... 30 2. Barry Gaddis, 1971-1974... 22 3. Jeff Calhoun, 1977-1980... 20 4. Jim Pittman, 1971-1974... 19 Olin Briscoe, 1948-1951... 19 6. Buddy Bowen, 1968-1970... 18 Kenny Carlyle, 1989-1992... 18

WINS

SEASON Player, Year No. 1. Doug Nkhazy, 2021... 12 2. Jamey Price, 1995... 11 Rick Zibilich, 1977... 11 Cody Satterwhite, 2006... 11 5. Jim Pittman, 1972... 10 Darren Musselwhite, 1988... 10 Jamey Price, 1994... 10 John McNeese, 1995... 10 Pete Montrenes, 2001... 10 Bobby Wahl, 2013... 10 Chris Ellis, 2014... 10 Ryan Rolison, 2018... 10

CAREER

Player, Years No. 1. Kenny Carlyle, 1989-1992... 27 2. Laddie Renfroe, 1981-1984... 26 3. Jeff Calhoun, 1977-1980... 25 4. Doug Nkhazy, 2018-2021... 24 Brett Bukvich, 2006-2009... 24 Bryan Farmer, 1982-1986... 24 7. Lance Lynn, 2006-2008... 22 John McNeese, 1993-1995... 22 Rick Zibilich, 1975-1978... 22 10. Drew Pomeranz, 2008-2010... 21 Barry Gaddis, 1971-1974... 21 Mark Holliman, 2003-2005... 21 Jamey Price, 1994-1995... 21

WINNING PERCENTAGE

SEASON (MIN. 5 VICTORIES) Player, Year W-L Pct. 1. Bobby Wahl, 2013... 10-0 1.000 Christian Trent, 2014... 9-0 1.000 Don Porter, 1960... 7-0 1.000 Denny Bloomquist, 1960... 7-0 1.000 Jordan Fowler, 2018... 7-0 1.000 5. Cecil Burford, 1956... 8-1 .889 6. Olin Briscoe, 1951... 7-1 .875 Scott Hasler, 1966... 7-1 .875

CAREER (MIN. 8 VICTORIES)

Player, Year W-L Pct. 1. Buddy Wittichen, 1954-1957... 17-1 .941 2. Archie White, 1953-1956... 11-2 .846 3. Houston Roth, 2017-2019... 9-2 .818 Jeff Purvis, 1986-1987... 9-2 .818 5. Doug Nkhazy, 2018-2021... 24-6 .800 Charlie Williams, 1968-1970... 8-2 .800 7. Larry Williams, 1958-1960... 17-5 .773

8. Don Porter, 1959-1961... 10-3 .769 9. Rory McKean, 2007-10... 13-4 .765 10. Scotty Hasler, 1965-1967... 12-4 .750 Russ Johnson, 1964-1966... 12-4 .750 Phillip Irwin, 2007-2009... 12-4 .750

MOST CONSECUTIVE WINS TO START A CAREER (MIN. 10 VICTORIES)

Player, Year No. 1. Christian Trent, 2014-2015... 11 2. Buddy Wittichen, 1954-1956... 10

INNINGS PITCHED

SEASON Player, Year IP 1. Jamey Price, 1995... 141.0 2. Will Kline, 2007... 124.2 3. Lance Lynn, 2007... 123.1 4. Pete Montrenes, 2001... 117.1 5. Chris Ellis, 2014... 116.1 6. Jeff McAvoy, 1999... 115.1 7. Rick Zibilich, 1977... 113.2 8. Mark Holliman, 2005... 113.0 9. Christian Trent, 2014... 110.0 10. Mickey Callaway, 1995... 109.0

CAREER

Player, Years IP 1. Bryan Farmer, 1982-1986... 330.2 2. Kenny Carlyle, 1982-1992... 326.0 3. Mark Holliman, 2003-2005... 308.1 4. Jeff Calhoun, 1977-1980... 305.2 5. Laddie Renfro, 1981-1984... 299.1 6. Lance Lynn, 2006-2008... 298.1 7. Grant Sullivan, 1989-1991... 298.0 8. Matt Smith, 1985-1988... 297.0 9. Rick Zibilich, 1975-1978... 295.1 10. Jeff McAvoy, 1998-2000... 290.2

EARNED RUN AVERAGE

SEASON (MIN. 50 IP)\* Player, Year IP ER ERA Don Goad, 1954... 50.2 6 1.07 Buddy Bowen, 1970... 52.0 7 1.19 Larry Williams, 1959... 89.0 12 1.21 Ken Kauertz, 1970... 50.2 7 1.25 Russ Johnson, 1964... 50.0 7 1.26

SEASON (MIN. 30 IP)

Player, Year IP ER ERA David Ray, 1975... 30.2 5 1.17

CAREER (MIN. 100 IP)\*

Player, Years IP ER ERA Larry Williams, 1958-1960... 195.0 37 1.71 Scott Hasler, 1965-1967... 139.2 27 1.74 Ken Kauertz, 1968-1970... 101.1 21 1.86 Buddy Wittichen, 1954-1957... 163.1 34 1.87 Don Goad, 1953-1956... 135.2 30 1.99 Robert Earl Siedell, 1961-1963... 197.2 45 2.05 \* - denotes minimums are NCAA standards.

MOST HITS ALLOWED

SEASON Player, Year No. 1. Dan DeYoung, 1997... 128 2. Darren Musselwhite, 1988... 124 3. Matt Smith, 1988... 120 4. Brett Bukvich, 2006... 116 5. Rick Zibilich, 1977... 115 6. John McNeese, 1995... 113 7. Will Kline, 2007... 112 8. Jeff McAvoy, 1999... 111



## PITCHING RECORDS

Chris Ellis, 2014	111
10. Darren Musselwhite, 1989	110

### CAREER

Player, Years	No.
1. Matt Smith, 1985-1988	388
2. Bryan Farmer, 1982-1986	361
3. Kenny Carlyle, 1989-1992	348
4. Darren Musselwhite, 1987-1989	330
5. Jeff McAvoy, 1998-2000	313
6. Brett Bukvich, 2006-2009	304
7. John McNeese, 1993-1995	283
Mark Holliman, 2003-2005	283
9. Laddie Renfro, 1981-1984	278
10. Grant Sullivan, 1989-1991	274

### FEWEST HITS PER NINE INNINGS

#### SEASON (MIN. 50 IP)\*

Player, Year	IP	H	Avg.
Larry Williams, 1960	.70.0	38	4.9
Ken Kaurez, 1970	.50.2	28	5.1
Olin Briscoe, 1950	.63.0	38	5.4
Jeff Calhoun, 1979	.61.0	37	5.4

#### SEASON (MIN. 30 IP)

Player, Year	IP	H	Avg.
Buddy Wittichen, 1957	.49.1	25	4.6

### CAREER (MIN. 100 IP)\*

Player, Year	IP	H	Avg.
Buddy Wittichen, 1954-1957	.163.1	100	5.51
Larry Williams, 1958-1960	.195.0	120	5.53
Russ Johnson, 1964-1966	.131.2	85	5.80
Ken Kaurez, 1969-1970	.101.1	71	6.30
Buddy Bowen, 1968-1970	.179.1	130	6.50

### WALKS ALLOWED

#### SEASON

Player, Year	No.
1. Jeff Purvis, 1988	54
2. Mickey Callaway, 1996	52
3. Dickie Dixon, 1990	50
4. Drew Pomeranz 2010	49
5. Mark Holliman, 2005	48
Lance Lynn, 2006	48
7. Matt Smith, 1985	47
8. Mark Holliman, 2003	46
9. Rick Zibilich, 1977	45
Ryan Rolison, 2018	45

### CAREER

Player, Years	No.
1. Ryan Young, 1992-1995	155
2. Jeff Calhoun, 1977-1980	144
3. Johnny Adams, 1978-1981	130
Rick Zibilich, 1975-1978	130
5. Mark Holliman, 2003-2005	129
6. Lance Lynn, 2006-2008	126
7. Mickey Callaway, 1994-1996	125
8. Laddie Renfro, 1981-1984	120
9. Skipper Wright, 1983-1986	117
Bryan Farmer, 1982-1986	117

### FEWEST WALKS PER 9.0 INNINGS

#### SEASON (MIN. 50 IP)\*

Player, Year	IP	BB	Avg.
Scott Hasler, 1966	.71.1	9	1.14
Randy Coleman, 1980	.60.1	8	1.19
Olin Briscoe, 1951	.79.2	11	1.24

#### SEASON (MIN. 30 IP)

Player, Year	IP	BB	Avg.
Archie White, 1955	.33.0	4	1.09

### CAREER (MIN. 100 IP)\*

Player, Years	IP	BB	Avg.
1. Scotty Hasler, 1965-1967	.139.2	24	1.55
2. Matt Maloney, 2004-2005	.152.2	32	1.89
3. Nick Bradshaw, 2001-2003	.141.0	32	2.04
4. Olin Briscoe, 1949-1951	.208.0	50	2.16
5. Brae Wright, 2003-2004	.137.0	35	2.30
6. Will Stokes, 2015-2018	.143.2	37	2.32
7. Ronnie Goodwin, 1999-2001	.185.1	49	2.38
8. Brady Feigl, 2016-2018	.185.1	50	2.43
9. Brady Bramlett, 2013-2016	.190.2	55	2.60
10. Stephen Head, 2003-2005	.213.0	62	2.62

### STRIKEOUTS

#### SEASON

Player, Year	No.
1. Lance Lynn, 2007	146
2. Doug Nixhazy, 2021	142
3. Drew Pomeranz, 2010	139
4. Will Kline, 2007	134
5. Scott Bittle, 2008	130
6. Drew Pomeranz, 2009	124
7. Ryan Rolison, 2018	120
Mark Holliman, 2005	120
9. Jamey Price, 1995	118
10. Matt Maloney, 2005	111

### CAREER

Player, Years	No.
1. Drew Pomeranz, 2008-2010	344
2. Lance Lynn, 2006-2008	332
3. Jeff Calhoun, 1977-1980	282
4. Mark Holliman, 2003-2005	281
5. Doug Nixhazy, 2018-2021	259
6. Scott Bittle, 2007-2009	257
7. Brett Bukvich, 2006-2009	245
8. Kenny Carlyle, 1989-1992	244
9. Mickey Callaway, 1994-1996	224
10. Jeff McAvoy, 1998-2000	222

### SHUTOUTS

#### SEASON

Player, Year	No.
1. Larry Williams, 1960	4
Larry Williams, 1959	4
3. Cecil Burford, 1956	3
Larry Higginbotham, 1964	3
Fred Setser, 1970	3

### CAREER

Player, Years	No.
1. Larry Williams, 1958-1960	8
2. Buddy Bowen, 1968-1970	5
3. Don Goad, 1953-1956	4
Larry Higginbotham, 1962-1964	4
Fred Setser, 1968-1970	4
Barry Gaddis, 1971-1974	4

### SAVES

#### SEASON

Player, Year	No.
1. Taylor Broadway, 2021	16
2. Stephen Head, 2003	13
3. Dallas Woolfolk, 2017	12
Brett Huber, 2010	12
Brett Huber, 2013	12
6. Parker Caracci, 2019	11
Wyatt Short, 2016	11
Justin Huisman, 2000	11
9. Justin Huisman, 1999	10
Garrett White, 2006	10
Wyatt Short, 2015	10
Parker Caracci, 2018	10

### CAREER

Player, Years	No.
1. Brett Huber, 2010-2013	38
2. Stephen Head, 2003-2005	26
3. Justin Huisman, 1998-2000	24
Wyatt Short, 2014-2016	24
5. Parker Caracci, 2018-2019	21
6. Dallas Woolfolk, 2016-2018	19
7. Scott Bittle, 2007-2009	18
8. Taylor Broadway, 2018-2021	16
Jake Morgan, 2008-2011	16
10. Will Stokes, 2015-2018	15



Brett Huber celebrates after closing out a Rebel victory over No. 1 Florida, one of a program-record 38 saves in his career.

## SINGLE-SEASON FRESHMAN RECORDS

### — BATTING —

Games: 67 - Zack Cozart, 2004; <b>Jacob Gonzalez, 2021</b>
Batting Avg.: .402 - Seth Smith, 2002
At Bats: 263 - Jordan Henry, 2007
Runs Scored: 73 - <b>Jacob Gonzalez, 2021</b>
Hits: 99 - Jordan Henry, 2007
Singles: 92 - Jordan Henry, 2007
Doubles: 19 - Keith Johns, 1990
Triples: 6 - Alex Presley, 2004
Home Runs: 14 - Matt Smith, 2008
Total Bases: 147 - <b>Jacob Gonzalez, 2021</b>
Runs Batted In: 55 - <b>Jacob Gonzalez, 2021</b>
Walks: 38 - <b>Jacob Gonzalez, 2021</b>
Strikeouts: 80 - Matt Smith, 2008
Stolen Bases: 12 - Jordan Henry, 2007
Slugging Pct.: .585 - Burney Hutchinson, 1999
On-Base Pct.: .452 - Seth Smith, 2002

### — PITCHING —

Appearances: 30 - Cooper Campbell, 1999
Games Won: 11 - Cody Satterwhite, 2006
Games Lost: 4 - Justin Huisman, 1998
Consec. Games Won: 7 - Adam Yates, 2001; Jordan Fowler, 2018
Consec. Games Lost: 5 - Mark Holliman, 2003
ERA: 1.40 - Stephen Head, 2003
Games Started: 16 - Jeff Calhoun, 1977; Gunnar Hogleund, 2019
Games Relieved: 30 - Cooper Campbell, 1999
Complete Games: 2 - Stephen Head, 2003
Shutouts: 1 - Adam Yates, 2001; Stephen Head, 2003
Innings Pitched: 104.1 - Jeff Calhoun, 1977
Runs Allowed: 51 - Brett Bukvich, 2006
Earned Runs: 40 - Gunnar Hogleund, 2019
Walks: 48 - Lance Lynn, 2006
Strikeouts: 86 - Doug Nixhazy, 2019
Saves: 13 - Stephen Head, 2003
HR Allowed: 10 - Drew Pomeranz, 2008; Doug Nixhazy, 2019



## TEAM RECORDS

### BATTING

At Bats	63	vs. Arizona, 3-3-2001
Runs	28	vs. Illinois College, 3-9-1989
Hits	27	vs. Illinois College, 3-9-1989
Doubles	9	vs. Livingston, 2-24-1985 vs. Rhodes, 4-24-1986 vs. Arkansas State, 4-12-1988 at Texas A&M, 2-20-1998
Triples	4	vs. North Alabama, 2-28-1991 vs. New Orleans, 2-20-1999
Home Runs	8	vs. SE Louisiana, 3-13-1981
Runs Batted In	25	vs. Illinois College, 3-9-1989 vs. Arkansas-Pine Bluff, 3-20-2019
Total Bases	46	vs. Arkansas-Pine Bluff, 3-20-2019
Walks	16	vs. Union, 2-26-1985
Strikeouts	22	at No. 1 LSU, 3-15-2015 at No. 1 Vandy, 4-10-2015
Stolen Bases	11	vs. Tulane, 5-3-1966
Hit By Pitch	6	vs. Mississippi State, 4-22-2014
Left On Base	18	vs. Mississippi State, 5-8-1964
Runs In One Inning	14	vs. Illinois College, 3-9-1989

### PITCHING

Batters Faced	68	vs. Arizona, 3-3-2001
Runs Allowed	27	vs. Mississippi State, 4-2-1983
Hits Allowed	26	vs. Mississippi State, 4-2-1983
Strikeouts	21	vs. Arizona, 3-3-2001 vs. Minnesota, 2-22-2008
Hit Batsmen	5	vs. Delta State, 4-12-1950 vs. Nicholls State, 2-28-1988
Most Wild Pitches	6	vs. South Alabama, 3-19-1971 vs. Mississippi State, 4-29-2007
Most Balks	3	vs. Stetson, 2-23-2003

### FIELDING

Putouts	51	vs. Arizona, 3-3-2001 vs. Southern Miss, 3-27-2007
Assists	32	vs. Alabama, 4-8-1963
Errors	11	vs. Mississippi State, 5-15-1947
Double Plays	6	vs. Minnesota, 2-21-1992

## INDIVIDUAL BATTING

### AT BATS

8	Burney Hutchinson vs. Arizona, 3-3-2001
	Lance Jones vs. Arizona, 3-3-2001
	Jordan Henry vs. Mississippi State, 4-29-2007

### RUNS SCORED

6	Taylor Hashman vs. UA-Pine Bluff, 3-16-2010
---	---

### HITS

6	Charlie Conerly vs. Millsaps, 4-28-1947
	Bobby Wilson vs. Delta State, 4-3-1948
	Tommy Nichols vs. Delta State, 4-5-1967

### DOUBLES

4	Junior Rogers vs. Livingston, 2-24-1985
	Jeffrey Johnson vs. South Carolina, 4-2-1995

### TRIPLES

3	Michael Rosamond vs. New Orleans, 2-20-1999
---	---

### HOME RUNS

3	Jimmy Yawn vs. LSU, 5-3-1967
	Kyle Gordon vs. Mississippi College, 4-16-1984
	Kyle Gordon vs. Mississippi College, 4-2-1985
	Tommy Boone vs. Memphis State, 4-13-1988
	Brad Henderson vs. Arkansas, 4-11-1997
	John Massey vs. Baylor, 2-12-1999
	Jude Voltz vs. Vanderbilt, 4-2-1999

### TOTAL BASES

14	Kyle Gordon vs. Mississippi College 4-2-1985
----	--

### RUNS BATTED IN

10	Charlie Conerly vs. Millsaps, 4-28-1947
----	---

## SINGLE-GAME RECORDS

### WALKS

4	Ken Netherland vs. Delta State, 3-21-1960
	Hugh Pollard vs. Tulane, 4-5-1959
	Charlie Williams vs. LSU, 5-3-1966
	Mark Clark vs. LSU, 3-18-1978
	Kyle Gordon vs. Mississippi College, 3-26-1985
	Robert Cole vs. Mississippi College, 2-26-1985
	Kevin McMahon vs. Clemson, 1971
	Jordan Henry vs. Florida, 4-19-2009
	Preston Overbey vs. Alabama, 4-13-2013
	Anthony Servideo vs. Jacksonville State, 6-2-2019

### STOLEN BASES

5	Mike Summerlin vs. Alabama, 3-1-1981
	Lee Shumake vs. Auburn, 4-16-1952

## INDIVIDUAL FIELDING

### PUTOUTS

20	Evan Button vs. Mississippi State, 4-29-2007
	Brett Basham vs. Minnesota, 2-22-2008

### ASSISTS

10	Tate Blackman vs. Southern Miss, 4-4-2017
----	---

## INDIVIDUAL PITCHING

### BALKS

3	T.J. Beam vs. Stetson, 2-23-2003
---	----------------------------------

### BATTERS FACED

52	Barry Gaddis vs. Mississippi State, 5-1-1971
----	--

### INNINGS

12.0	Darren Musselwhite vs. Missouri, 3-21-1987
	Jamey Price vs. Georgia, 4-7-1995
11.2	Larry Williams vs. LSU, 3-25-1960
11.0	Ryan Farmer vs. Clemson, 3-25-1984

### MOST HITS

16	Olin Briscoe vs. Alabama, 5-4-1949
----	------------------------------------

### HIT BATSMEN

5	Olin Briscoe vs. Delta State, 4-12-1950
---	---

### STRIKEOUTS

16	Robert Earl Siedell vs. Delta State, 3-26-1962
	Jamey Price vs. Kentucky, 3-24-1995
	Drew Pomeranz vs. W. Kentucky, 6-1-2009
	Doug Nihazy vs. Florida State, 6-5-2021

### WALKS

10	Archie White vs. Loyola, 4-18-1956
	Jeff Calhoun vs. Alabama, 4-28-1979

### WILD PITCHES

5	Byron Meaut vs. South Alabama, 3-19-1971
---	--



Lefty Drew Pomeranz had a tremendous Rebel career, setting the career mark with 344 strikeouts over three seasons (2008-10).

## SINGLE-SEASON TEAM RECORDS

### BATTING

At Bats	2,425	2014
Runs Scored	501	2005
Hits	759	2005
Batting Average	.321	2005
Doubles	144	2005
Triples	34	1991
Home Runs	98	1998
Runs Batted In	462	2005
Total Bases	1,174	2005
Base On Balls	351	2019
Strikeouts	510	1999
Stolen Bases	93	2006
Consec. Games With a HR	16	1998

### FIELDING

Most Putouts	1,894	2014
Assists	780	1995
Most Errors	107	1985
Best Fielding Percentage	.978	2019
Most Double Plays	72	1992

### PITCHING

Appearances	258	2019
Relief Appearances	190	2019
Complete Games	26	1975
Innings Pitched	631.1	2014
Wins	48	2005
	48	2014
	48	2018
Losses	31	1997
Saves	21	1993
	21	2018
Earned Run Average	1.89	1959
Batters Faced	2,661	2014
Most Runs Allowed	354	2021
Fewest Runs Allowed	117	1955
Most Walks Allowed	264	1999
Fewest Walks Allowed	51	2020*
	63	1955
Strikeouts	765	2021
Hit Batsmen	56	2019
Shutouts	9	2012

\* — 2020 season shortened to 17 games due to COVID-19 pandemic


## LONGEST EXTRA-INNING GAMES

INNINGS	OPPONENT	DATE	SCORE
17	Mississippi State	April 29, 2007	L, 1-4
17	Arizona	March 3-4, 2001	W, 5-4
16	at #1 Vanderbilt	April 10, 2015	W, 6-5
15	Southern Miss	April 11, 1990	W, 3-2
15	at Mississippi State	1965	W, 6-5
14	at #1 LSU	March 14, 2015	W, 5-3
14	at Alabama	1963	W, 8-7
14	Alabama	1941	L, 10-11
13	10 Games	1948-2014	6-4 in those contests




### 10-WIN/100-STRIKEOUT CLUB

Doug Nikhazy became the fourth Rebel, joining Ryan Rolison (2018), Jamey Price (1995) and Pete Montrenes (2001), to record 10 wins and 100 strikeouts in a single season.



JAMEY PRICE, 1995

Year	ERA	W-L	APP	GS	CG	SHO/CBO	
1995	1.72	11-6	19	19	9	2/0	
	SV	IP	H	R	ER	BB	SO
	0	141.0	104	37	27	16	118




PETE MONTRENES, 2001

Year	ERA	W-L	APP	GS	CG	SHO/CBO	
2001	3.45	10-4	16	16	2	0/1	
	SV	IP	H	R	ER	BB	SO
	0	117.1	94	57	45	39	107



RYAN ROLISON, 2018

Year	ERA	W-L	APP	GS	CG	SHO/CBO	
2018	3.70	10-4	17	16	0	0/0	
	SV	IP	H	R	ER	BB	SO
	0	97.1	88	50	40	45	120




DOUG NIKHAZY, 2021

Year	ERA	W-L	APP	GS	CG	SHO/CBO	
2021	2.45	12-2	16	15	1	1/2	
	SV	IP	H	R	ER	BB	SO
	0	92.0	62	30	25	31	142


### REBEL NO-HITTERS



Sisler Johnson  
1940 vs.  
Mississippi College  
(Won 8-0)



Cecil Burford  
1956 vs.  
Vanderbilt  
(Won 7-0)



Robert Earl Siedell  
1962 vs.  
Alabama  
(Won 1-0)



Russ Johnson  
1966 vs.  
Mississippi State  
(Won 5-0)

Not pictured: Webb Burke, 1926 vs. James Millikin University (Won 12-0)

### LOW-HIT GAMES

#### NO-HITTERS

- Webb Burke vs. James Millikin University, 1926 (12-0)
- Sisler Johnson vs. Mississippi College, 1940 (8-0, 9 innings)
- Cecil Burford vs. Vanderbilt, 1956 (3-0, 7 innings)
- Robert Earl Siedell vs. Alabama, 1962 (1-0, 7 innings)
- Russ Johnson vs. Mississippi State, 1966 (5-0, 9 innings)
- Zack Phillips, Kaleb Hill, Pierce Smith, Taylor Broadway vs. Arkansas-Pine Bluff (25-0, 7 innings)
- Doug Nikhazy, Drew McDaniel, Jackson Kimbrell vs. Xavier, Feb. 21, 2020 (13-0, 9 innings)

#### ONE-HIT GAMES

- Ike Pearson vs. Mississippi State, 1939 (1-0, 10 innings)
- Jim Dupuy vs. Delta State, 1951 (4-0, 7 innings)
- Lea Alford vs. Tulane, 1952 (3-0, 7 innings)
- Buddy Wittichen vs. Bradley, 1956 (4-0, 9 innings)
- Cecil Burford vs. Tennessee Tech, 1956 (3-2, 9 innings)
- Larry Williams vs. Tulane, 1958 (13-0, 9 innings)
- Larry Williams vs. Alabama, 1960 (3-0, 9 innings)
- Larry Williams vs. Mississippi State, 1960 (8-0, 7 innings)
- Richard Prince vs. Nicholls State, 1965 (11-0, 9 innings)
- Eric Ayer vs. Mississippi State, 1967 (1-0, 7 innings)
- Rick Zibilich vs. Alabama, 1975 (7-0, 7 innings)
- Mike Park vs. Alabama, 1975 (4-1, 7 innings)
- Jeff Calhoun vs. Arkansas State, 1977 (3-0, 7 innings)
- Russ Davis vs. Arkansas-Little Rock, 1978 (5-1, 7 innings)
- Russ Davis vs. Southern Miss, 1978 (22-1, 7 innings)
- Albert Ward vs. Illinois Wesleyan, 1980 (4-0, 9 innings)
- Tom Luke vs. Southern Illinois, Feb. 29, 1992 (16-0, 9 innings)
- Matt Ryan, Jason Lowe and Jason McKenzie vs. UT-Martin, Feb. 20, 1993 (17-0, 9 innings)
- Chad Mead, Glen Morris, Dan McShea, March 17, 1999 vs. Morehead State (22-0, 9 innings)
- Jeff McAvoy vs. Louisiana Tech, Feb 18, 2000 (9-2, 6 innings)
- Adam Yates vs. SE Louisiana, Feb. 14, 2001 (9-0, 7 innings)
- Alan Horne, Nick Bradshaw, Nathan Lyons, Josh Grant and Adam Yates vs. Memphis, March 5, 2002 (12-0, 9 innings)
- Doug Nikhazy, Greer Holston, Logan Savell vs. Princeton, Mar. 6, 2020 (15-0, 9 innings)

#### TWO-HIT GAMES

- Ray Poole vs. Auburn, 1947 (4-0, 9 innings)
- Ray Poole vs. Lambuth, 1947 (20-0, 9 innings)
- Toby Majure vs. Florida, 1948 (8-1, 9 innings)
- Olin Briscoe vs. Tulane, 1951 (11-0, 9 innings)
- Lea Alford vs. Vanderbilt, 1953 (2-0, 7 innings)
- Eagle Day vs. LSU, 1955 (9-3, 9 innings)
- Buddy Wittichen vs. Tulane, 1957 (1-0, 7 innings)
- Larry Williams vs. LSU, 1959 (7-0, 9 innings)
- Larry Higginbotham vs. Tulane, 1962 (4-0, 7 innings)
- Robert Earl Siedell vs. LSU, 1962 (2-3, 9 innings)
- Robert Earl Siedell vs. Illinois Wesleyan, 1963 (11-1, 7 innings)
- Richie Prine vs. Alabama, 1964 (6-0, 9 innings)
- Scott Hasler vs. Mississippi State, 1967 (7-0, 7 innings)
- Larry Kerr vs. Clemson, 1968 (7-0, 7 innings)
- Ronnie Aldy vs. SW Louisiana, 1968 (3-0, 7 innings)

- Ken Kauzer vs. Kansas State, 1969 (10-0, 6 innings)
- Ken Kauzer vs. Northern Illinois, 1970 (2-1, 7 innings)
- Barry Gaddis vs. NE Louisiana, 1974 (2-1, 7 innings)
- Joe Nichols vs. Memphis State, 1974 (1-2, 6.2 innings)
- Dave Palmer vs. Delta State, 1974 (5-1, 9 innings)
- Rick Zibilich vs. LSU, 1975 (1-2, 7 innings)
- David Ray vs. Southern Miss, 1975 (8-0, 7 innings)
- David Palmer vs. Delta State, 1975 (3-0, 7 innings)
- Trevor Nau vs. Memphis State, 1976 (1-2, 7 innings)
- Jeff Calhoun vs. Illinois State, 1977 (9-0, 7 innings)
- Rick Zibilich vs. Tulane, 1978 (12-0, 9 innings)
- Jeff Calhoun vs. Southern Miss, 1979 (8-0, 9 innings)
- Jeff Calhoun vs. Auburn, 1980 (4-1, 7 innings)
- Gregg Goodman vs. Southern Miss, 1980 (8-0, 7 innings)
- Gregg Goodman vs. Alabama, 1981 (1-2, 7 innings)
- Bryan Farmer vs. Auburn, 1982 (1-0, 7 innings)
- Laddie Renfroe vs. Arkansas State, 1983 (19-0, 7 innings)
- Matt Ryan and Ryan Young vs. Delta State, March 17, 1993 (6-1, 9 innings)
- John McNeese, Charles Barbour and Ryan Young vs. St. Louis, March 5, 1994 (8-0, 9 innings)
- Mickey Callaway vs. Freed-Hardeman, March 29, 1996 (8-0, 9 innings)
- Matt Duff vs. Arkansas State, April 23, 1996 (3-2, 9 innings)
- Chad Mead, Cooper Campbell, Ryan Bukvich vs. SE Missouri State, Feb. 24, 1999 (0-1, 9 innings)
- Pete Montrenes vs. Florida, April 20, 2002 (9-1, 9 innings)
- Adam Yates, Jon Dickens and Glen Morris, May 1, 2002 vs. Mississippi Valley State (W. 12-0, 7 innings)
- Alan Horne, T.J. Beam, Stephen Head, Feb. 14, 2003 (3-2, 9 innings) vs. Louisiana Tech\*
- Stephen Head vs. South Carolina, April 27, 2003 (2-0, 9 innings)
- Matt Maloney vs. Mississippi State, April 30, 2005 (5-0, 9 innings)
- Anthony Cupps vs. Florida, May 28, 2005 (14-1, 7 innings)
- Drew Pomeranz vs. W. Kentucky, June 1, 2009 (4-1, 9 innings)
- Bobby Wahl, Dylan Chavez, Brett Huber vs. UNC-Wilmington, Feb. 24, 2012 (W, 2-0, 9 innings)
- Mike Mayers, R.J. Hively vs. Arkansas, April 21, 2012 (W, 1-0, 9 innings)
- Tanner Bailey, Dylan Chavez, Hawtin Buchana, Brett Huber at Mississippi State, April 29, 2012 (L, 2-4)
- Bobby Wahl, Aaron Greenwood vs. Alabama, April 12, 2013 (W, 6-0)
- Bobby Wahl, Mike Mayers, Brett Huber vs. Mississippi State, May 11, 2013 (W, 3-0)
- James McArthur, Will Ethridge at Arkansas, April 27, 2017 (W, 9-1)
- Jordan Fowler, Connor Green, Pierce Smith, Austin Miller, Colin Coates at Georgia State, March 14, 2018 (W, 16-2)
- Ryan Rolison, Will Ethridge, Parker Caracci at Alabama, May 17, 2018 (W, 3-2)
- Doug Nikhazy, Parker Caracci at Missouri, March 23, 2019 (W, 2-0)
- Gunnar Hoglund, Austin Miller, Cole Baker vs. Xavier, Feb. 22, 2020 (9-0, 9 innings)

\* — Suspended game was completed on Feb. 16, 2003



MAYOR'S TROPHY/GOVERNOR'S CUP

Aside from their conference series, Ole Miss and Mississippi State have played in a neutral-site rivalry game each season since 1980. The series, led 20-18 by MSU over the past 38 years, began as the Mayor's Trophy game, but was changed to the Governor's Cup in 2007.

Started in 1980 by then Jackson Mayor Dale Danks Jr., the Mayor's Trophy game has been one of the most anticipated matchups of the college baseball season. In the first 25 editions the game drew an average of 4,887 fans per game. The 1995 contest drew a series record of 6,712 fans as the Rebels defeated the Bulldogs 5-4.

The Rebels drew even with the Bulldogs in the all-time series in 2005, tying it at 13 games each, as Ole Miss reeled off four straight wins in the series. Eleven of the 26 games in the Mayor's Trophy Series were decided by one run.

With a 1-0 win in 2006, the first shutout ever in the 27-year history of the series, the Rebels took the lead 14-13 in the non-conference contest between the teams.

That win gave Ole Miss the lead for the first and final time in the Mayor's Trophy all-time series.

Beginning in the 2007 season, the non-conference meeting between the two teams moved to Trustmark Park in Pearl, Miss., and began anew as the two teams now compete for the Governor's Cup.

As was the case with the Mayor's Trophy game, the two teams alternate serving as the designated home team. Ole Miss was the home team in the inaugural game on April 17, 2007. Ole Miss is the home team in the 2019 edition of the contest.

In 2015, the Rebels claimed the Governor's Cup in historic fashion. Behind seven scoreless innings by Governor's Cup MVP Scott Weathersby, the Rebels cruised to an 11-1 victory. The 10-run win was the largest margin of victory in the history of the Mayor's Trophy/Governor's Cup rivalry. In 2017, a record crowd of 8,536 watched the rivalry game.

MAYOR'S TROPHY RESULTS

Table with 5 columns: Year, W/L, OM, MSU, Attendance. Lists results from 1980 to 2006.

GOVERNOR'S CUP RESULTS

Table with 5 columns: Year, W/L, OM, MSU, Attendance. Lists results from 2007 to 2019.

1-0 GAMES

Ole Miss has been involved in 57 one-run games throughout its history, recording a 29-28 mark in those contests.

Table with 2 columns: Date, Opponent (W/L). Lists 57 one-run games from 1910 to 2021.

1- NCAA Oxford Regional
2- Mayor's Trophy Game in Jackson, Miss.





FRESHMAN ALL-AMERICANS

PLAYER	POS.	YEAR	POLL
Adam Yates	RHP	2001	Baseball America (1st)
Seth Smith	OF	2002	Baseball America (2nd), Collegiate Baseball (1st)
Matt Tolbert	IF	2002	Collegiate Baseball (HM)
Stephen Head	UTIL	2003	Collegiate Baseball (1st)
Alex Presley	OF	2004	Baseball America (2nd)
Zack Cozart	SS	2005	Collegiate Baseball
Cody Satterwhite	RP	2006	Collegiate Baseball
Jordan Henry	OF	2007	Baseball America (1st)
Zack Miller	2B	2007	Baseball America (2nd)
Drew Pomeranz	LHP	2008	Collegiate Baseball
Brett Huber	RHP	2010	Baseball America (1st), Collegiate Baseball
J.B. Woodman	OF	2014	Baseball America (2nd), Collegiate Baseball
Brady Feigl	RHP	2016	Collegiate Baseball
James McArthur	RHP	2016	Collegiate Baseball
Andy Pagnozzi	RHP	2016	Collegiate Baseball
Will Ethridge	RHP	2017	Collegiate Baseball
Ryan Rolison	LHP	2017	Collegiate Baseball
Houston Roth	RHP	2017	Collegiate Baseball
Tyler Keenan	3B	2018	Perfect Game (2nd), Collegiate Baseball
Jordan Fowler	LHP	2018	NCBWA (2nd), Collegiate Baseball
Doug Nihzazy	LHP	2019	Perfect Game (1st), Collegiate Baseball
Kevin Graham	IF/DH	2019	Collegiate Baseball
Peyton Chatagnier	2B	2020	Collegiate Baseball
Hayden Dunhurst	C	2020	Collegiate Baseball
Jacob Gonzalez	SS	2021	Collegiate Baseball, NCBWA (2nd)

REBEL ALL-AMERICA SELECTIONS (CONT.)

PLAYER	POS.	YEAR	POLL
Stephen Head	UTIL	2004	USA Today/Sports Weekly (1st), Baseball America (1st), NCBWA (2nd), Collegiate Baseball (3rd), CollegeBaseballInsider.com (1st)
Stephen Head	UTIL	2005	ABCA (1st), USA Today/Sports Weekly (1st), NCBWA (2nd), Collegiate Baseball (3rd)
Brian Pettway	OF	2005	Collegiate Baseball (1st), ABCA (2nd), Baseball America (2nd), NCBWA (1st), USA Today/Sports Weekly (2nd)
Zack Cozart	SS	2006	Collegiate Baseball (1st), ABCA (2nd), NCBWA (3rd), Baseball America (3rd)
Scott Bittle	RHP	2008	Baseball America (1st), NCBWA (1st), Rivals.com (1st)
Drew Pomeranz	LHP	2010	Baseball America (1st), NCBWA (1st), Collegiate Baseball (1st), ABCA (1st)
Alex Yarbrough	2B	2012	Baseball America (1st), NCBWA (1st), Collegiate Baseball (1st), ABCA (1st)
Stuart Turner	C	2013	ABCA, Baseball America, NCBWA (1st), Collegiate Baseball (2nd)
Bobby Wahl	RHP	2013	NCBWA (2nd), Collegiate Baseball (3rd)
Will Allen	C	2014	NCBWA (3rd), Perfect Game (3rd)
Auston Bousfield	OF	2014	NCBWA (3rd), Baseball America (3rd), Perfect Game(3rd), ABCA (1st)
Austin Anderson	IF	2014	Collegiate Baseball (3rd)
J.B. Woodman	OF	2016	Baseball America (2nd), Perfect Game (2nd)
Parker Caracci	RHP	2018	Baseball America (2nd), D1Baseball (2nd), Perfect Game (Honorable Mention)
Grae Kessinger	SS	2019	College Baseball Foundation (1st), Collegiate Baseball (3rd), ABCA (3rd)
Tyler Keenan	3B	2020	Collegiate Baseball (1st)
Anthony Servideo	SS	2020	Collegiate Baseball (2nd)
Doug Nihzazy	LHP	2020	Collegiate Baseball (3rd)
Taylor Broadway	RHP	2021	NCBWA (1st), Baseball America (3rd)
Jacob Gonzalez	SS	2021	D1Baseball (2nd), NCBWA (2nd)
Doug Nihzazy	LHP	2021	ABCA (1st), Baseball America (1st), Collegiate Baseball (1st), D1Baseball (1st), NCBWA (1st)

REBEL ALL-AMERICA SELECTIONS

PLAYER	POS.	YEAR	POLL
Bernie Schreiber	2B	1956	ABCA
Jake Gibbs	3B	1960	ABCA (1st)
Jake Gibbs	3B	1961	ABCA
Don Kessinger	SS	1964	ABCA (1st), The Sporting News (1st)
Jimmy Yawn	SS	1966	NCAA
Whitey Adams	3B	1970	The Sporting News
Steve Dillard	SS	1972	ABCA (3rd)
Paul Husband	RF	1972	ABCA (1st), Worth (1st)
Paul Husband	RF	1973	ABCA (1st), The Sporting News (1st)
Chris Snopce	3B	1992	Baseball America (3rd)
David Dellucci	OF	1995	NCBWA (1st)
Jamey Price	P	1995	Mizuno (1st), NCBWA (1st)
Burney Hutchinson	OF	2001	Baseball Weekly (2nd)
Stephen Head	UTIL	2003	USA Today/Sports Weekly (2nd), NCBWA (3rd)



Left-handed pitcher Doug Nihzazy joined a short list of Rebels to be named a unanimous First Team All-American in 2021, earning the honors from the ACA, Baseball America, Collegiate Baseball, D1Baseball and the NCBWA.



### WHITEY ADAMS, 3B

Year	G	AVG.	AB	R	H	2B	3B	HR	RBI	SLG	SB
1968	32	.305	105	14	32	4	1	1	14	.390	6
1969	42	.340	147	31	50	8	2	9	55	.605	5
1970	33	.279	122	27	34	4	0	4	20	.526	0
Totals	107	.310	374	72	116	16	3	14	89	.481	11




### DAVID DELLUCCI, OF

Year	G	AVG.	AB	R	H	2B	3B	HR	RBI	SLG	SB	BB	SO
1992	41	.250	120	28	30	8	1	2	16	.383	2	12	16
1993	54	.306	206	31	63	15	1	11	43	.549	14	22	41
1994	52	.297	202	55	60	13	4	6	23	.490	25	39	51
1995	62	.410	229	67	94	15	6	17	63	.751	31	46	26
Totals	209	.326	757	181	247	51	16	36	145	.579	72	119	134



### WILL ALLEN, C

Year	G	AVG.	AB	R	H	2B	3B	HR	RBI	SLG	SB
2011	36	.227	97	12	22	3	1	4	10	.402	0
2012	56	.302	202	21	61	11	2	1	24	.391	2
2013	60	.231	208	17	48	5	0	4	23	.313	2
2014	69	.389	108	25	42	5	2	9	34	.722	5
Totals	221	.323	323	72	126	22	6	19	90	.672	12



### STEVE DILLARD, SS

Year	G	AVG.	AB	R	H	2B	3B	HR	RBI	SLG	SB
1971	35	.342	146	24	50	3	3	5	20	.507	7
1972	36	.306	134	23	41	2	2	0	9	.351	5
Totals	71	.325	280	47	91	5	5	5	29	.432	12



### AUSTIN ANDERSON, SS

Year	G	AVG.	AB	R	H	2B	3B	HR	RBI	SLG	SB
2011	39	.235	85	8	20	3	0	1	7	.306	1
2012	42	.239	109	18	26	4	2	0	11	.312	1
2013	58	.310	213	41	66	12	1	3	39	.418	4
2014	69	.389	108	25	42	5	2	9	34	.722	5
Totals	208	.323	323	72	126	22	6	19	90	.672	12



### JAKE GIBBS, 3B

Year	G	AVG.	AB	R	H	2B	3B	HR	RBI	SLG	SB
1959	24	.388	103	29	40	9	2	1	22	.544	15
1960	25	.424	99	33	42	10	2	3	32	.657	20
1961	23	.333	90	27	30	5	1	4	20	.544	18
Totals	72	.384	292	89	112	24	5	8	74	.582	53



### SCOTT BITTLE, RHP

Year	W-L	ERA	APP	GS	CG	SV	IP	H	R	ER	BB	SO
2007	2-5	2.79	28	3	0	7	42.0	42	22	13	17	59
2008	7-1	1.78	27	0	0	8	70.2	35	15	14	30	130
2009	5-2	2.17	14	6	1	3	45.2	28	12	11	22	68
Totals	14-8	2.16	69	9	1	18	158.1	105	49	38	69	257



### JACOB GONZALEZ, SS

Year	G	AVG.	AB	R	H	2B	3B	HR	RBI	SLG	SB
2021	67	.355	262	73	93	16	1	12	55	.561	2
Totals	67	.355	262	73	93	16	1	12	55	.561	2



### AUSTON BOUSFIELD, OF

Year	G	AVG.	AB	R	H	2B	3B	HR	RBI	SLG	SB
2012	62	.281	221	38	62	10	1	2	22	.362	6
2013	62	.253	241	45	61	10	3	2	25	.344	30
2014	69	.336	285	61	96	18	2	6	50	.476	19
Totals	193	.290	748	109	219	38	6	10	97	.394	34



### STEPHEN HEAD, 1B/LHP

Year	G	AVG.	AB	R	H	2B	3B	HR	RBI	SLG	SB	BB	SO
2003	60	.337	208	31	70	10	2	6	44	.490	1	15	33
2004	60	.346	228	41	79	13	1	13	53	.583	0	23	37
2005	68	.331	272	65	90	16	1	18	68	.596	3	28	39
Totals	188	.338	708	137	239	39	4	37	165	.561	4	66	109




### TAYLOR BROADWAY, RHP

Year	W-L	ERA	APP	GS	CG	SV	IP	H	R	ER	BB	SO
2019	1-0	6.56	15	0	0	0	23.1	32	18	17	3	23
2020	2-0	0.56	7	0	0	0	16.0	16	3	1	3	18
2021	4-3	3.44	30	1	0	16	49.2	46	20	19	9	66
Totals	7-3	3.74	52	1	0	16	89.0	94	41	37	15	107



### PAUL HUSBAND, OF

Year	G	AVG.	AB	R	H	2B	3B	HR	RBI	SLG	SB
1970	32	.278	108	15	30	3	0	0	15	.306	6
1971	37	.321	137	29	44	5	0	9	26	.555	0
1972	36	.351	134	22	47	Acc	1	8	32	.590	1
1973	27	.402	82	13	33	4	1	4	20	.622	1
Totals	132	.334	461	79	154	18	2	21	93	.518	8



### PARKER CARACCI, RHP

Year	W-L	ERA	APP	GS	CG	SV	IP	H	R	ER	BB	SO
2018	5-2	2.25	27	0	0	10	48.0	38	16	12	14	73
2019	3-3	6.12	24	0	0	11	32.1	28	26	22	19	38
Totals	8-5	3.81	51	0	0	21	80.1	66	42	34	33	111



### BURNEY HUTCHINSON, OF

Year	G	AVG.	AB	R	H	2B	3B	HR	RBI	SLG	SB	BB	SO
1999	41	.319	94	24	30	8	4	3	25	.585	1	17	13
2000	54	.293	188	39	55	9	1	10	37	.511	3	29	27
2001	63	.356	219	69	78	15	6	14	63	.671	15	53	35
2002	56	.323	229	55	74	19	3	10	42	.563	5	29	26
Totals	214	.325	730	187	237	51	14	37	167	.585	24	128	101




### ZACK COZART, SS

Year	G	AVG.	AB	R	H	2B	3B	HR	RBI	SLG	SB	BB	SO
2005	67	.281	231	53	65	16	1	9	46	.476	3	17	32
2006	66	.338	272	57	92	16	1	10	64	.515	15	17	28
2007	65	.311	257	49	80	14	1	5	42	.432	16	28	22
Totals	198	.312	760	159	237	46	3	24	157	.475	34	62	82



### TYLER KEENAN, 3B

Year	G	AVG.	AB	R	H	2B	3B	HR	RBI	SLG	SB	BB	SO
2018	54	.301	173	35	52	11	0	9	38	.520	1	15	39
2019	68	.285	253	39	72	7	2	15	66	.506	2	48	51
2020	17	.403	67	18	27	5	0	7	33	.791	1	9	14
Totals	139	.306	493	92	151	23	2	31	137	.550	4	72	104



**DON KESSINGER, SS**

Year	G	AVG.	AB	R	H	2B	3B	HR	RBI	SLG	SB
1962	25	.402	102	25	41	2	3	3	15	.569	9
1963	26	.355	110	29	39	4	2	1	19	.455	15
1964	31	.436	133	37	58	11	4	1	21	.602	20
Totals	82	.400	345	91	138	17	9	5	55	.519	44



**STUART TURNER, C**

Year	G	AVG.	AB	R	H	2B	3B	HR	RBI	SLG	SB	BB	SO
2013	62	.374	222	44	83	15	1	5	51	.518	2	28	37
Totals	62	.374	222	44	83	15	1	5	51	.518	2	28	37



**GRAE KESSINGER, SS**

Year	G	AVG.	AB	R	H	2B	3B	HR	RBI	SLG	SB
2017	55	.175	154	15	27	5	0	2	16	.247	2
2018	62	.300	243	56	73	18	0	8	37	.473	8
2019	68	.330	270	67	89	18	0	7	50	.474	16
Totals	185	.283	667	138	189	41	0	17	103	.421	26



**BOBBY WAHL, RHP**

Year	W-L	ERA	G	GS	CG	SV	IP	H	R	ER	BB	SO
2011	0-2	4.80	18	1	0	4	30.0	33	18	16	11	26
2012	7-4	2.55	17	17	0	0	99.0	76	36	28	32	104
2013	10-0	2.03	16	16	1	0	97.2	69	25	22	44	78
Totals	17-6	2.62	51	34	1	4	226.2	178	79	66	87	208



**DOUG NIKHAZY, LHP**

Year	W-L	ERA	APP	GS	CG	SV	IP	H	R	ER	BB	SO
2019	9-3	3.31	20	14	0	1	89.2	78	34	33	33	86
2020	3-1	2.35	4	4	0	0	23.0	9	6	6	9	31
2021	11-2	2.45	16	15	1	0	92.0	62	30	25	31	142
Totals	24-6	2.81	40	33	1	1	204.2	149	70	64	73	259



**J.B. WOODMAN, OF**

Year	G	AVG.	AB	R	H	2B	3B	HR	RBI	SLG	SB	BB	SO
2014	58	.298	168	31	50	10	3	2	20	.429	10	13	34
2015	58	.274	212	39	58	8	2	7	23	.429	7	39	59
2016	62	.323	232	53	75	15	1	14	55	.578	12	33	48
Totals	178	.299	612	123	183	33	6	23	98	.485	29	85	141



**BRIAN PETTWAY, OF**

Year	G	AVG.	AB	R	H	2B	3B	HR	RBI	SLG	SB	BB	SO
2003	59	.266	203	21	54	17	0	8	39	.468	1	28	47
2004	56	.305	203	41	62	11	0	6	31	.448	0	23	29
2005	68	.383	266	56	102	19	0	21	67	.692	1	35	47
Totals	183	.324	672	118	218	47	0	35	37	.551	2	86	123



**ALEX YARBROUGH, 2B**

Year	G	AVG.	AB	R	H	2B	3B	HR	RBI	SLG	SB	BB	SO
2010	61	.283	240	39	68	13	3	4	41	.413	4	18	52
2011	55	.350	214	49	75	14	3	7	38	.542	4	21	27
2012	62	.380	250	43	95	17	3	3	43	.508	4	22	24
Totals	178	.338	704	131	238	44	9	14	122	.486	12	61	103



**DREW POMERANZ, LHP**

Year	W-L	ERA	G	GS	CG	SV	IP	H	R	ER	BB	SO
2008	4-3	4.16	17	11	0	0	71.1	76	41	33	30	81
2009	8-4	3.40	16	16	2	0	95.1	85	47	36	37	124
2010	9-2	2.24	16	16	0	0	100.2	71	27	25	49	139
Totals	21-9	3.16	49	43	2	0	267.1	232	115	94	116	344



**JIMMY YAWN, SS**

Year	G	AVG.	AB	R	H	2B	3B	HR	RBI	SLG	SB
1965	21	.365	85	16	31	8	2	4	29	.647	1
1966	31	.408	130	31	53	9	2	6	27	.646	6
1967	29	.389	108	25	42	5	2	9	34	.722	5
Totals	81	.390	323	72	126	22	6	19	90	.672	12



**JAMEY PRICE, RHP**

Year	W-L	ERA	G	GS	CG	SV	IP	H	R	ER	BB	SO
1994	10-2	2.91	14	14	2	0	102.0	82	47	33	31	71
1995	11-6	1.72	19	19	9	0	141.0	104	37	27	16	118
Totals	21-8	2.22	33	33	11	0	243.0	186	84	60	47	189



**BERNIE SCHREIBER, 2B**

Year	G	AVG.	AB	R	H	2B	3B	HR	RBI	SLG	SB
1953	19	.247	81	12	20	1	2	0	13	.309	3
1954	23	.341	85	16	29	7	1	1	16	.482	8
1955	17	.354	65	11	23	3	3	1	14	.538	3
1956	25	.417	96	19	40	9	6	0	24	.635	10
Totals	84	.343	327	58	112	20	12	2	67	.495	24



**ANTHONY SERVIDEO, SS**

Year	G	AVG.	AB	R	H	2B	3B	HR	RBI	SLG	SB	BB	SO
2018	34	.226	62	10	14	2	0	1	7	.306	1	6	18
2019	66	.287	209	62	60	10	1	3	26	.388	24	48	55
2020	17	.390	59	24	23	3	0	5	17	.695	9	24	16
Totals	117	.294	330	96	97	15	1	9	50	.427	34	78	89



**CHRIS SNOPEK, 3B**

Year	G	AVG.	AB	R	H	2B	3B	HR	RBI	SLG	SB	BB	SO
1990	51	.233	180	25	42	8	2	2	22	.333	3	30	24
1991	55	.266	188	30	50	12	2	6	29	.447	4	16	25
1992	54	.407	189	41	77	21	0	13	62	.725	9	31	27
Totals	160	.303	557	96	169	41	4	21	113	.504	16	77	76



# ALL-TIME HONORS

## ALL-SEC SELECTIONS

Year	Player	Pos.
1949	Bobby Wilson	RF
1950	Olin Briscoe	RF
	Marion Cook	C
1951	Olin Briscoe	RF
	Hal Maxwell	P
1952	Bobby Christiansen	CF
	Karl Ott	C
1953	Jack Reed	CF
1954	Robert Jarvis	LF
	Bernie Schreiber	2B
	Pepper Thomas	SS
1955	Bernie Schreiber	2B
1956	Eddie Crawford	CF
	Eagle Day	3B
	Joe Gibbon	P
	Billy Kinard	LF
	Bernie Schreiber	2B
1957	John L. Gainey Jr.	CF
1959	Jake Gibbs	3B
	Jamie Howell	CF
	Billy Ray Jones	LF
	Robert Khayat	C
	Larry Williams	P
1960	Jake Gibbs	3B
	Jamie Howell	CF
	Billy Ray Jones	LF
	Robert Khayat	C
	Larry Williams	P
1961	Doug Elmore	CF
	Jake Gibbs	3B
	Don Porter	1B
1962	Donnie Kessinger	SS
1963	Donnie Kessinger	SS
	Tommy Keyes	P
1964	Donnie Kessinger	SS
	Tommy Keyes	P
	Glen Lusk	CF
	Richie Prine	CF
1965	Jimmy Yawn	1B
1966	Chet Bergalowski	C
	Scott Hasler	P
	Jimmy Yawn	SS
1967	Tommy Nichols	SS
	Jimmy Yawn	2B
1968	John Shaw	2B
1969	Whitey Adams	3B
	Ed McClarty	1B
	Ed McClarty	1B
1970	Archie Manning	SS
	John Shaw	2B
1971	Dennis Starr	C
Year	Player	Pos.
1972	Steve Dillard	SS
	Paul Husband	RF

1973	Jim Pittman	P
	Paul Husband	RF
1974	T.Y. Gunter	2B
1975	Pat Ball	CF
	Mike Park	C
	Dennis Starr	C
1977	Mark Barnhouse	2B
1978	Mike Pomeranz	DH
1980	Bart Boykin	C
	Jeff Calhoun	P
1981	Larry Simcox	SS
1982	Bryan Farmer	P
1983	Ken Houser	LF
	Pat Pomeranz	RF
1984	Chris Padgett	RF
1985	Kyle Gordon	DH
	Darryl Oliver	2B
1986	Bubba Simon	3B (1st)
	Robert Cole	OF (2nd)
	Kyle Gordon	1B (2nd)
1987	Joe Gex	C (1st)
	Bubba Simon	3B (1st)
1989	Lee Hodge	2B (2nd)
	Keith Kessinger	SS (2nd)
1990	Grant Sullivan	P (2nd)
1991	Kevin Kessinger	CF (1st)
	Grant Sullivan	P (2nd)
1992	Chris Snopce	3B (1st)
	Kenny Carlyle	P (2nd)
1993	Kary Bridges	3B (2nd)
1994	David Dellucci	OF (2nd)
	Jamey Price	P (2nd)
1995	David Dellucci	OF (1st)
	Jamey Price	P (1st)
1998	Brad Henderson	2B (2nd)
1999	Brad Henderson	2B (1st)
	Michael Rosamond	OF (2nd)
2001	Burney Hutchinson	OF (1st)
	Josh Christian	DH (2nd)
	Carl Lafferty	C (2nd)
	Pete Montrenes	RHP (2nd)
2002	Seth Smith	OF (1st)
	Burney Hutchinson	OF (2nd)
2003	Stephen Head	RHP (2nd)
2004	Stephen Head	DH (1st)
	Mark Holliman	RHP (1st)
	Seth Smith	OF (2nd)
	Alex Presley	OF (Freshman)
	Chris Coghlan	3B (Freshman)
Year	Player	Pos.
2005	Chris Coghlan	3B (2nd)
	Stephen Head	UTL (1st)
	Brian Pettway	OF (1st)
	Zack Cozart	SS (Freshman)

2006	Chris Coghlan	3B (2nd)
	Zack Cozart	SS (1st)
	Cody Satterwhite	RP (Freshman)
2007	Zack Cozart	SS (1st)
	Jordan Henry	OF (2nd)
	Lance Lynn	RHP (2nd)
	Cody Satterwhite	RHP (2nd)
	Nathan Baker	LHP (Freshman)
	Jordan Henry	OF (Freshman)
	Zach Miller	2B (Freshman)
2008	Lance Lynn	RHP (2nd)
	Scott Bittle	RHP (2nd)
	Brett Basham	C (Def.)
	Drew Pomeranz	LHP (Freshman)
2009	Jordan Henry	OF (1st)
	Scott Bittle	RHP (2nd)
	Drew Pomeranz	LHP (2nd)
2010	Drew Pomeranz	LHP (1st)
	Brett Huber	RHP (2nd)
	Brett Huber	RHP (Freshman)
2011	Alex Yarbrough	2B (2nd)
2012	Alex Yarbrough	2B (1st)
	Matt Snyder	1B (2nd)
	Bobby Wahl	RHP (2nd)
2013	Stuart Turner	C (1st, Def)
	Andrew Mistone	3B (2nd)
	Bobby Wahl	RHP (2nd)
2014	Austin Anderson	3B (1st)
	Auston Bousfield	OF (1st)
	Sikes Orvis	1B (1st)
	Will Allen	C (2nd)
	Errol Robinson	SS (Freshman)
2015	Wyatt Short	LHP (2nd)
2016	Henri Lartigue	C (1st)
	J.B. Woodman	OF (1st, Def.)
	Tate Blackman	2B (2nd)
2017	Colby Bortles	3B (2nd)
	Ryan Rolinson	LHP (Freshman)
2018	Ryan Olenek	OF (1st)
	Nick Fortes	C (2nd)
	Parker Caracci	RHP (2nd)
	Cole Zabowski	1B (Def.)
	Anthony Serivideo	2B (Freshman)
2019	Grae Kessinger	SS (1st)
	Cooper Johnson	C (2nd)
	Cooper Johnson	C (Def.)
	Doug Nikhazy	LHP (Freshman)
2021	Doug Nikhazy	LHP (1st)
	Justin Bench	3B (2nd)
	Hayden Dunhurst	C (2nd)
	Jacob Gonzalez	SS (Freshman)
	TJ McCants	OF (Freshman)

## SEC COACH OF THE YEAR

Year	Coach
1959	Tom Swayze
1960	Tom Swayze
1964	Tom Swayze
1969	Tom Swayze
1972	Jake Gibbs
1977	Jake Gibbs

## SEC PLAYER OF THE YEAR

Year	Player	Pos.
2004	Stephen Head	UTL

## SEC PITCHER OF THE YEAR

Year	Player	Pos.
2010	Drew Pomeranz	LHP

## SEC FRESHMAN OF THE YEAR

Year	Player	Pos.
2002	Seth Smith	OF
2003	Stephen Head	UTL
2007	Jordan Henry	OF

## SEC SCHOLAR-ATHLETE OF THE YEAR

Year	Player	Pos.
2021	Tim Elko	1B/HD

## C SPIRE FERRISS TROPHY

Year	Player
2004	Stephen Head
2005	Brian Pettway
2008	Scott Bittle
2010	Drew Pomeranz
2014	Auston Bousfield

## BROOKS WALLACE AWARD

Year	Player	Pos.
2019	Grae Kessinger	SS

## JOHNNY BENCH AWARD

Year	Player	Pos.
2013	Stuart Turner	C

## ABCA ALL-SOUTH REGION

Year	Player	Pos.
2001	Burney Hutchinson	OF*
	Pete Montrenes	RHP*
2005	Stephen Head	UTL
	Brian Pettway	OF
2006	Zack Cozart	SS
2007	Zack Cozart	SS
	Justin Henry	OF
2008	Lance Lynn	RHP*
	Scott Bittle	RHP*
2010	Drew Pomeranz	LHP
2012	Alex Yarbrough	2B
2016	J.B. Woodman	OF*
2019	Grae Kessinger	SS
2021	Taylor Broadway	RHP*
	Tim Elko	1B
	Kevin Graham	OF
	Jacob Gonzalez	SS
	Doug Nikhazy	LHP

\* - second team selection.

## ALL-DISTRICT III

Year	Player	Pos.
1950	Olin Briscoe	P
	Marion Cook	C
	Olin Briscoe	P
1951	Olin Briscoe	P
1953	Jack Reed	CF
1956	Bernie Schreiber	2B
1957	John L. Gainey, Jr.	CF
1960	Jake Gibbs	3B
1961	Jake Gibbs	3B
1962	Donnie Kessinger	SS
1964	Donnie Kessinger	SS
1966	Jimmy Yawn	SS
1968	John Shaw	2B
1970	Archie Manning	SS
1972	Steve Dillard	SS
	Paul Husband	RF

## ALL-SEC WESTERN DIVISION

Year	Player	Pos.
1961	Doug Elmore	CF
	Jake Gibbs	3B
	Don Porter	CF
	Robert Earl Siedell	P
1962	Donnie Kessinger	SS
1963	Dave Jennings	3B
	Donnie Kessinger	SS
	Fred Roberts	OF
1964	Donnie Kessinger	SS
	Tommy Keyes	1B
	Glenn Lusk	CF
	Richie Prine	P
	Fred Roberts	OF
	Billy Sumrall	2B
1965	Billy Sumrall	2B
	Charlie Williams	OF
	Jimmy Yawn	1B
1966	Chet Bergalowski	C
	Scotty Hasler	P
	Glenn Lusk	CF
	Charlie Williams	OF
	Jimmy Yawn	SS
1967	Scotty Hasler	P
	Glenn Lusk	CF
	Tommy Nichols	SS
	Ronnie Robinson	3B
	Bobby Wade	C
	Jimmy Yawn	2B

Year	Player	Pos.
1968	Ed McClarty	1B
	Lee Moore	OF
	John Shaw	2B
	Bobby Wade	C
1969	Whitey Adams	3B
	Ed McClarty	1B
	Fred Setser	P
	John Shaw	2B
1970	Whitey Adams	3B
	Tommy Magee	OF
	Archie Manning	SS
	M.A. McCoy	C
	John Shaw	2B
1971	Steve Dillard	SS
	Paul Husband	RF
	Tommy Magee	OF
	Dennis Starr	C
1972	Steve Dillard	SS
	Barry Gaddis	P
	Paul Husband	RF
	Dennis Starr	CF
	Norris Weese	C
1974	Pat Ball	CF
	T.Y. Gunter	2B
1975	Pat Ball	CF
	T.Y. Gunter	SS
	Gary Oakley	2B
	Mike Park	P
	Danny Starr	C

Year	Player	Pos.
1976	Ronnie Russell	LF
	Danny Starr	C
1977	Pat Ball	CF
	Mark Barnhouse	2B
	Bubba Hubbard	3B
	Mike Pomeranz	SS
	Rick Zibulich	P
1978	Ronnie Russell	LF
	Gary Pickering	C
	Mike Pomeranz	SS
	Mike Templeton	OF
1979	David Clements	3B
	Ronnie Russell	LF
1980	Bart Boykin	C
	Jeff Calhoun	P
	David Clements	3B
	Larry Simcox	SS
1981	David Clements	3B
	Larry Simcox	SS
1982	David Clements	3B
	Bryan Farmer	P
	Ken Houser	RF
1983	Kirk Hanson	DH
	Ken Houser	LF
	Pat Pomeranz	RF
	Laddie Benfro	P
1984	Kyle Gordon	DH
	Chris Padgett	RF
	Laddie Benfro	P
1985	Kyle Gordon	DH
	Darryl Oliver	2B



SEC ACADEMIC HONOR ROLL

1971: Norris Weese; 1972: Paul Husband, Norris Weese; 1973: Barry Gaddis, Paul Husband, Norris Weese; 1974: T.Y. Gunter; 1975: T.Y. Gunter, Mike Park; 1977: Pat Ball, Bubba Hubbard, Mike Pomeranz; 1984: Bryan Farmer, Joe Gex, Kyle Gordon; 1985: David Bass, Doug DuVall, Joe Gex, Kyle Gordon, Rodney Mattina; 1986: Doug DuVall, Kyle Gordon, James Sikes; 1987: Kyle Gordon, James Sikes, Bubba Simon; 1988: Richard Carroll, Keith Kessinger, Pepper Pounds, James Sikes, Matt Smith; 1989: Freddie Joseph, Keith Kessinger, Pepper Pounds; 1990: Freddie Joseph, Pepper Pounds, Collier Simpson; 1991: Rob Boyd, Kary Bridges, Tom Luke, Brian Maxcy; 1992: Rob Boyd, Kary Bridges, Vance Holland, Tom Luke, Brian Maxcy, Nate Riddley, Collier Simpson; 1993: Charles Barbour, Kary Bridges, Eric McMahan, Ryan Young; 1994: Charles Barbour, David Blevins, Bo Bowens, Keith Lewis, Jarret Nichols, Ryan Young; 1995: Charles Barbour, Billy Bernard, Chris Vowell, Ryan Young; 1996: Charles Barbour, Jason Huisman, Keith Lewis, Marc MacMillan; 1997: Mark Dixon, Vince Fiore, Jason Huisman, Lance Tolbert; 1998: Matt Ceriani, Joey Cramblitt, Ben Edwards, Jason Huisman, Nakia Magee, David Swan, Jude Voltz; 1999: Joey Cramblitt, Ryan Davis, Jon Dickens, Ben Edwards, Justin Huisman, Bailey Patridge, Brandon Skelton, Jude Voltz; 2000: Joey Cramblitt, Ryan Davis, Jon Dickens, Ben Edwards, Clint Farrar, Ronnie Goodwin, Nathan Lyons, Bailey Patridge, Jude Voltz; 2001: Clint Farrar, Ronnie Goodwin, Burney Hutchinson, Joel Lyons, Nathan Lyons, Lance Jones, Craig Nugen; 2002: Josh Christian, Jon Dickens, Clint Farrar, Ronnie Goodwin, Burney Hutchinson, Lance Jones, Nathan Lyons; 2003: Josh Christian, Clint Farrar, Stephen Head, Alan Horne, Burney Hutchinson, Nathan Lyons, Glen Morris, Matt Mossberg, J.R. Pickens, Drew Rogers, Matt Tolbert; 2004: Justin Brashear, Stephen Head, Justin Henry, Alex Kliman, Ryan Kuklinski, Alex Presley, Michael Wakefield; 2005: Tommy Baumgardner, Travis Bogue, Brett Bukvich, Peyton Farr, Stephen Head, Justin Henry, Alex Kliman, Alex Presley, Jolo Tann; 2006: Tommy Baumgardner, Brett Bukvich, Alex Kliman, Alex Presley, Jolo Tann; 2007: Thomas Flautt, Scott Haltom, Jordan Henry, Alex Kliman, David Kindred, Zach Miller, Kyle Mills, Jake Morgan, Jesse Simpson, Fuller Smith, Jolo Tann; 2008: Kyle Barbeck, Brett Basham, Scott Bittle, Brett Bukvich, Chris Corrigan, Tim Fergusoni, Phillip Irwin, David Kindred, Rory McKean, Zach Miller, Jake Morgan, Michael Park, David Phillips; 2009: Scott Bittle, Brett Bukvich, Tim Ferguson, Taylor Hightower, Michael Hubbard, Cullan Kight, Rory McKean, Zach Miller, Jake Morgan, David Phillips, Matt Tracy, Cliff Vaughn; 2010: Kyle Barbeck, Eric Callender, Tim Ferguson, Scott Haltom, Taylor Hashman, Taylor Hightower, Brett Huber, Tanner Mathis, Rory McKean, Zach Miller, Jake Morgan, Jon Andy Scott, Cliff Vaughn, Blair Wright, Alex Yarbrough; 2011: Eric Callender, Taylor Hightower, Brett Huber, Jordan King, Jake Morgan, Brooks Oursler, Jon Andy Scott, Matt Tracy, Blair Wright, Alex Yarbrough; 2012: Will Allen, Hawtin Buchanan, Aaron Greenwood, Brett Huber, Will Jamison, Mike Mayers, Tyler Roach, Jon Andy Scott, Sam Smith, Blair Wright, Alex Yarbrough; 2013: Will Allen, Scott Ashford, Tanner Bailey, Austin Blunt, Brady Bramlett, Hawtin Buchanan, Matt Denny, Cameron Dishon, John Gatlin, Aaron Greenwood, Christian Helsen, Brett Huber, Will Jamison, Austin Knight, Tanner Mathis, Mike Mayers, Jake Overbey, Sam Smith, Stuart Turner, Jacob Waguespack, Scott Weathersby, Lance Wilson; 2014: Will Allen, Austin Anderson, Evan Anderson, Peyton Attaway, Austin Blunt, Austin Bousfield, Brady Bramlett, Hawtin Buchanan, Matt Denny, Cameron Dishon, Dalton Dulin, Chris Ellis, Aaron Greenwood, Will Jamison, Henri Lartigue, Josh Laxer, Jeremy Massie, Wyatt Short, Sam Smith, Jacob Waguespack, Scott Weathersby, J.B. Woodman; 2015: Evan Anderson, Scott Ashford, Mitchel Babb, Tate Blackman, Brady Bramlett, Matt Denny, Cameron Dishon, Will Golsan, Sean Johnson, Henri Lartigue, Nic Perkins, John Wesley Ray, Sam

Smith, Jacob Waguespack, Joe Wainhouse, Josh Watkins, Scott Weathersby, J.B. Woodman; 2016: Brady Bramlett, Tate Blackman, Brian Browning, John Creel, Matt Denny, Cameron Dishon, Brady Feigl, Nick Fortes, Will Golsan, Connor Green, Henri Lartigue, Andrew Lowe, James McArthur, Micah McHugh, Nic Perkins, Chad Smith; 2017: Jason Barber, Korey Bell, Tate Blackman, Bryce Blaum, Colby Bortles, Thomas Dillard, Brady Feigl, Nick Fortes, Will Golsan, Connor Green, Greer Holston, Grae Kessinger, Andrew Lowe, James McArthur, Andy Pagnozzi, Houston Roth, Bryan Seamster, Thomas Spinelli, Jackson Tavel, Cole Zabowski; 2018: Jacob Adams, Thomas Dillard, Tim Elko, Brady Feigl, Nick Fortes, Jordan Fowler, Grolston Gillespie, Carl Gindl, Will Golsan, Connor Green, Grae Kessinger, James McArthur, Ryan Rolison, Houston Roth, Bryan Seamster, Pierce Smith, Michael Spears, Will Stokes, Cole Zabowski; 2019: Justin Bench, Taylor Broadway, Thomas Dillard, Tim Elko, Jordan Fowler, Carl Gindl, Kevin Graham, Connor Green, Josh Hall, Gunnar Hoglund, Tyler Keenan, Grae Kessinger, Knox Loposer, Tyler Myers, Hunter Nabors, Houston Roth. 2020: Cael Baker, Cole Baker, Justin Bench, Taylor Broadway, Wes Burton, Peyton Chatagnier, Derek Diamond, Tim Elko, Cam Fisher, Gunnar Hoglund, Tyler Keenan, Trey LaFleur, Knox Loposer, Drew McDaniel, Mitch Murrell, Tyler Myers, Doug Nikhazy, Cade Sammons, Zack Smith, Ben Van Cleve, Connor Walsh. 2021: Kemp Alderman, Cael Baker, Cole Baker, Justin Bench, Taylor Broadway, Wes Burton, Peyton Chatagnier, Max Cioffi, Derek Diamond, Jack Dougherty, Jerrion Ealy, Tim Elko, Braden Forsyth, Jacob Gonzalez, Calvin Harris, Gunnar Hoglund, Brandon Johnson, Jackson Kimbrell, Trey LeFleur, Knox Loposer, TJ McCants, Mitch Murrell, Tyler Myers, John Rhys Plumlee, Cade Sammons, Logan Savell, Ben Van Cleve, Garrett Wood.

ACADEMIC ALL-AMERICAN

Year	Player	Pos.
1971	Norris Weese	CF
1972	Paul Husband	RF
	Norris Weese	CF
1973	Norris Weese	CF
1985	Kyle Gordon	1B
1986	Kyle Gordon	1B
1988	Pepper Pounds	1B
1993	Kary Bridges	3B

COSIDA ACADEMIC ALL-DISTRICT

Year	Player	Pos.
2000	Joey Cramblitt	RHP
	Jude Voltz	1B
2001	Lance Jones	3B
2009	Scott Bittle	RHP
2011	Alex Yarbrough	2B
2016	Brady Bramlett	RHP
	Henri Lartigue	C

RETIRED NUMBERS

Player	Number
Jake Gibbs (Coach)	41

SEC LEGENDS

Year	Player	Years at Ole Miss
2014	Jake Gibbs	1959-61 (Player), 1972-1990 (Coach)
2017	Don Kessinger	1962-64 (Player), 1991-96 (Coach)
2018	David Dellucci	1992-95

NCAA STATISTICAL CHAMPIONS

Year	Player	Statistic
1981	Larry Simcox	Toughest to Strike Out
2008	Scott Bittle	Strikeout Ratio

SEC YEARLY STATISTICAL LEADERS

Year	Player	Statistic
1960	Jake Gibbs	Batting Average
1960	Jake Gibbs	RBI
1960	Jake Gibbs	Doubles
1960	Jake Gibbs	Hits
1960	Jake Gibbs	Runs Scored
1960	Don Porter	Pitching Wins
1960	Denny Blomquist	Pitching Wins
1960	Larry Williams	Pitching Wins
1961	Jake Gibbs	Runs Scored
1961	Jake Gibbs	Stolen Bases
1961	Jake Gibbs	RBI
1961	Jake Gibbs	Triples
1961	Don Porter	Home Runs
1962	Donnie Kessinger	Stolen Bases
1962	Donnie Kessinger	Hits
1963	Tommy Keyes	Triples
1964	Fred Roberts	Home Runs
1964	Donnie Kessinger	Batting Average
1964	Donnie Kessinger	Stolen Bases
1964	Donnie Kessinger	Hits
1964	Richie Prine	ERA
1965	Jimmy Yawn	RBI
1966	Jimmy Yawn	Batting Average
1966	Jimmy Yawn	Doubles
1966	Jimmy Yawn	Hits
1966	Charley Williams	Stolen Bases
1966	Ron Robinson	Runs Scored
1966	Jimmy Yawn	Doubles
1967	Jimmy Yawn	Batting Average
1967	Jimmy Yawn	RBI
1968	John Shaw	Stolen Bases
1969	John Shaw	Stolen Bases
1969	Archie Manning	Stolen Bases
1969	Archie Manning	Runs Scored
1969	Whitey Adams	RBI
1969	Archie Manning	Doubles
1970	Archie Manning	Triples
1970	Archie Manning	Runs Scored
1970	John Shaw	Stolen Bases
1972	Jim Pittman	Pitching Wins
1973	Paul Husband	Batting Average
1977	Rich Zibulich	Pitching Wins
1977	Mike Pomeranz	RBI
1977	Mark Barnthouse	Home Runs
1982	Bryan Farmer	ERA
1983	Kirk Hanson	Stolen Bases
1984	Chris Padget	Triples
1991	Kevin Kessinger	Triples
1995	David Dellucci	Triples
1995	David Dellucci	Batting Average
1999	Michael Rosamond	Triples
2005	Brian Pettway	Hits
2006	Craig Satterwhite	Pitching Wins
2006	Mark Wright	RBI
2006	Chris Coghlan	Doubles
2006	Chris Coghlan	Runs Scored
2007	Justin Henry	Triples
2008	Scott Bittle	Strikeouts
2009	Jordan Henry	Stolen Bases
2010	Drew Pomeranz	ERA
2010	Drew Pomeranz	Strikeouts
2014	Braxton Lee	Stolen Bases
2014	Auston Bousfield	Hits
2016	J.B. Woodman	Home Runs



## REBELS IN THE PROS

Abernathy, Matt — Padres  
 Adams, Johnnie — Cardinals  
 Afenir, Tom — Indians  
 Allen, Will — Tigers, Marlins  
 Anderson, Austin — Orioles  
 \*Ashford, Tucker — Padres (1976-78),  
 Rangers (1980), Yankees (1981), Mets  
 (1983), Royals (1984)  
 Babineaux, Charlie — Giants  
 Bailey, Tanner — Tigers  
 Baker, Nathan — Pirates  
 Barksdale, Xan — Braves  
 \*Barrett, Aaron — Nationals (2014-15, 2019-20)  
 Basham, Brett — Padres  
 Baumgardner, Tommy — Rockies  
 \*Beam, T.J. — Yankees (2006), Pirates  
 (2008), Blue Jays (2009), Diamondbacks  
 Bergalowski, Chet — Braves  
 Bittle, Scott — Cardinals  
 Blackman, Tate — White Sox  
 Blevins, David — Cubs  
 Bortles, Colby — Tigers  
 Boutwell, George — Cardinals, Giants  
 Bousfield, Auston — Padres  
 Brashear, Justin — Diamondbacks  
 Bridges, Kary — Astros, Pirates, Cubs,  
 Rangers, Expos, Yankees  
 Buchanan, Hawin — Mariners, Reds  
 Bukvich, Brett - Marlins  
 \*Bukvich, Ryan — Royals (2002-04), Rangers  
 (2005), White Sox (2007), Orioles (2008)  
 Burford, Cecil — Braves  
 Button, Evan - Diamondbacks  
 \*Calhoun, Jeff — Astros (1984-86), Phillies  
 (1987-88)  
 \*Callaway, Mickey — Devil Rays (1999),  
 Angels (2002-03), Rangers (2003-04)  
**Caracci, Parker — Blue Jays**  
 Carlyle, Kenny — Tigers, Braves  
 Carone, Rick — White Sox  
 Ceriani, Matt — Brewers, Diamondbacks  
 Chavez, Dylan — Red Sox, White Sox  
 Christian, Josh — Rangers  
 Clements, David — Cardinals, Reds  
 \*Coghlan, Chris — Marlins (2009-13),  
 Athletics (2016), Cubs (2014-16), Blue  
 Jays (2017), Cubs  
 Cole, Robert — Braves  
 Coleman, Randy — Padres  
 Colmer, Jimmy — Orioles  
 Corrigan, Chris - Cardinals  
 \*Collier, Orlin — Tigers (1931)  
 Cosman, Jeff — Mets  
 Cosman, Jim — Phillies  
 \*Cozart, Zack — Reds (2011-16), Angels  
 (2018-19), Giants  
 Cramblitt, Joey — Diamondbacks  
 Crouse, Matt — Tigers  
 Cryer, Justin — Blue Jays  
 Cupps, Anthony — Diamondbacks  
 Davis, Russ — Cardinals  
 DeYoung, Dan — Rangers, Marlins  
 \*Dellucci, David — Orioles (1997), Diamondbacks  
 (1998-2003), Yankees (2003), Rangers  
 (2004-05), Phillies (2006), Indians (2007-  
 09), Blue Jays (2009)  
 \*Dillard, Steve — Red Sox (1975-77), Tigers  
 (1978), Cubs (1979-81), White Sox (1982)  
**Dillard, Thomas — Brewers**  
 Dixon, Dickie — Twins  
 \*Duff, Matthew — Pirates, Cardinals (2002-  
 03), Red Sox, Blue Jays  
 \*Ellis, Chris — Angels, Braves, Cardinals,  
 Royals (2019), Cardinals, Rays

**Ethridge, Will — Rockies**  
 \*Evans, Joe — Indians (1915-22); Senators  
 (1923); Browns (1924-25)  
 Farmer, Bryan — Braves  
 \*Fassero, Jeff — Cardinals, Expos (1991-96),  
 Mariners (1997-99), Rangers (1999), Red  
 Sox (2000), Cubs (2001-02), Cardinals  
 (2002-03), Rockies (2004),  
 Diamondbacks (2004), Giants (2005-06)  
**Feigl, Brady — Athletics**  
 Felston, Anthony — Twins  
 Ferguson, Tim — Royals  
**Fortes, Nick — Marlins**  
 Fowler, Eric — Blue Jays  
 Gatlin, John — Astros  
 Gentleman, Jean-Paul — Cardinals  
 \*Gibbon, Joe — Pirates (1960-65; 1969-  
 70), Giants (1966-69), Reds (1971-72),  
 Astros (1972)  
 \*Gibbs, Jake — Yankees (1962-71)  
 \*Goforth, David — Brewers (2015-16), Nationals  
**Golsan, Will — Rockies**  
 Goodman, Gregg — Cubs  
 Goodwin, Ronnie — Marlins  
 Greenwood, Aaron — Astros  
 Guerrero, Michael — Nationals  
 Gunther, Barry — Giants  
 Hamblin, Miles — Astros  
 Henderson, Brad — Athletics  
 Henry, Jordan — Indians  
 Henry, Justin — Tigers, Red Sox  
 Henson, Kyle — Giants  
 Hill, Chad — Devil Rays  
 Hines, Richard — Yankees, Braves  
 Hively, R.J. — Diamondbacks  
 Hodge, Lee — Rangers  
 Holliman, Mark — Cubs, Brewers, Red Sox  
 Huber, Brett — Tigers  
 Huisman, Jason — Angels  
 \*Huisman, Justin — Rockies, Royals (2004),  
 Astros, Mariners  
 Husband, Paul — Cardinals, Reds  
 Hutchinson, Burney — Diamondbacks  
 \*Irwin, Phillip — Pirates (2013), Rangers  
 Jarvis, Robert — Yankees, Indians, Reds  
 \*Johns, Keith — Cardinals, Brewers, Orioles,  
 Red Sox (1998), Angels, Cubs  
**Johnson, Cooper — Tigers**  
 Johnson, Jeffrey — White Sox  
 Johnson, Russ — Reds  
 Jones, Allen — Red Sox  
**Keenan, Tyler — Mariners**  
 \*Kessinger, Don — Cubs (1964-75), Cardinals  
 (1976-77), White Sox (1977-79)  
**Kessinger, Grae — Astros**  
 \*Kessinger, Keith — Orioles, Reds (1993), Cubs  
 Kessinger, Kevin — Cubs  
 Keyes, Tommy — Phillies, Orioles  
 \*Kielty, Bobby — Twins (2001-03), Blue Jays  
 (2003), Athletics (2004-07), Red Sox  
 (2007), Twins, Mets, Padres  
 Kilpatrick, Bobby — White Sox  
 Kirksey, Zach — Tigers  
 Kline, Will — Rays  
 Kortz, Otho — White Sox, Reds  
 \*Ladd, Pete — Red Sox, Astros (1979),  
 Brewers (1982-85), Mariners (1986),  
 Dodgers  
 Ladnier, Deric — Royals  
 Lafferty, Carl — Cardinals  
**Lartigue, Henri — Phillies, White Sox**  
 Laxer, Josh — Tigers  
 \*Lee, Braxton — Rays, Marlins (2018), Mets  
 Lewis, Keith — Cubs  
 Lotterhos, Chris — Indians, Reds  
 Lowe, Jason — Athletics  
 \*Lynn, Lance — Cardinals (2011-15,  
 2017), Twins (2018), Yankees (2018),

**Rangers (2019-20), White Sox**  
 McAvoy, Jeff — Expos  
 McKenzie, Jason — Twins  
 McNeese, John — Cubs  
 \*Maloney, Matt — Phillies, Reds (2009-11),  
 Twins, Red Sox  
 \*Marshall, Ed — Giants (1929-32), White  
 Sox, Yankees, Indians  
 Massengale, Kent — Red Sox  
 Massey, John — Diamondbacks  
 Mathis, Tanner — Astros  
 \*Maxcy, Brian — Tigers (1995-96),  
 Cardinals, Mets, Astros  
 \*Mayers, Mike — Cardinals (2016-19),  
**Angels (2020)**  
**McArthur, James — Phillies**  
 Mensik, Todd — Athletics, Rangers  
 Miller, David — Braves, Rangers  
 Musselwhite, Darren — Giants, Twins  
 Nichols, Tommy — Twins  
 Orvis, Sikes — White Sox  
 Osteen, Cooper — Phillies  
 Overbeck, Cody — Phillies, Padres  
 Padgett, Chris — Orioles  
 Park, Mike — Braves  
**Parkinson, David — Phillies**  
 \*Pearson, Ike — Phillies (1939-42; 46),  
 White Sox (1948), Cardinals, Giants  
 Pettway, Brian — Blue Jays  
**Phillips, Zack — Royals**  
 Pickens, J.R. — Athletics  
 \*Pomeranz, Drew — Indians, Rockies  
 (2011-13), Athletics (2015), Padres  
 (2016), Red Sox (2016-18), Giants  
 (2019), Brewers (2019), Padres  
 (2020)  
 Pomeranz, Pat — White Sox  
 Porter, Don — Astros  
 \*Presley, Alex — Pirates (2010-13) Twins  
 (2013), Astros (2014-15), Brewers (2016),  
 Tigers (2016-17), Orioles, White Sox  
 Price, Jamey — Athletics  
 \*Reed, Jack — Yankees (1961-63)  
 \*Renfroe, Laddie — Cubs (1991)  
**Robinson, Errol — Dodgers, Reds**  
 Rodriguez, Craig — Rockies, Royals  
**Rolison, Ryan — Rockies**  
 Rosamond, Michael — Astros, Rockies,  
 Pirates, Braves  
**Roth, Houston — Orioles**  
 Russell, Ronnie — Yankees  
 Ryan, Matt — Pirates, Orioles  
 Satterwhite, Cody — Tigers, Mets,  
 Nationals  
 Schreiber, Bernie — Yankees  
**Servideo, Anthony — Orioles**  
 Shannon, C.R. "Bain" — Red Sox

\*Shields, Pete — Indians (1915)  
**Short, Wyatt — Cubs**  
 Silvia, Brian — Reds  
 Simcox, Larry — Cardinals, Astros  
**Smith, Chad — Marlins**  
 Smith, Roger — Braves  
 \*Smith, Seth — Rockies (2007-11), Athletics  
 (2012-13), Padres (2014), Mariners  
 (2016), Orioles (2017)  
 \*Snopek, Chris — White Sox (1995-97), Red  
 Sox, Reds, Mariners, Cubs, Cardinals  
 Snyder, Matt — Yankees, Marlins  
 Sullivan, Grant — Yankees  
 Swayze, Tom — Memphis Chicks  
 Thomas, Pepper — Braves  
 Thompson, Chris — Diamondbacks, Nationals  
 \*Tolbert, Matt — Twins (2008-11), Cubs, Phillies  
 \*Tracy, Matt — Yankees (2015), Marlins,  
 Twins, Blue Jays  
 Trent, Christian — Brewers  
 \*Turner, Stuart — Twins, Reds (2017)  
 Voltz, Jude — Brewers  
**\*Waguespack, Jacob — Phillies, Blue Jays  
 (2019-20)**  
**\*Wahl, Bobby — Athletics (2017), Mets  
 (2018), Brewers (2019-20)**  
 \*Walker, Gerald "Gee" — Tigers (1931-37),  
 White Sox (1938-39), Senators (1940),  
 Indians (1941), Reds (1942-45)  
 \*Walker, Hub — Tigers (1931, 1935), Reds  
 (1936-37), Tigers (1945)  
 Walker, Adam — Phillies, Mets  
 Watson, Kyle — Pirates  
 Weathersby, Scott — Astros  
 \*Webb, Skeeter — Cardinals (1932), Indians  
 (1938-39), White Sox (1940-44), Tigers  
 (1946-47), Athletics (1948), Phillies  
 White, Archie — Braves  
 White, Garrett — Dodgers  
 Williams, Larry — Dodgers, Angels  
 Wilson, Bobby — Reds  
 Woodman, J.B. — Blue Jays, Cardinals  
 Wright, Austin — Phillies, Diamondbacks,  
 Rockies, Rays  
 Wright, Mark — Mets  
 Wright, Skipper — Braves  
 Yarbrough, Alex — Angels, Marlins  
 Yawn, Jimmy — Yankees  
 Young, Ryan — Pirates  
**Zabowski, Cole — Tigers**  
 Zick, Jeremy — Cardinals, Blue Jays

\* — indicates played in the Major League  
 () — indicates seasons on a Major League

## REBELS IN INTERNATIONAL PLAY

YEAR	PLAYER (COUNTRY)	POS.	EVENT/TEAM
2000	Kris Cox (Canada)	OF	Canadian National Team
2003	Stephen Head (USA)	1B/LHP	Pan American Games
2003	Seth Smith (USA)	OF	Pan American Games
2006	Zack Cozart (USA)	SS	FISU World Games
2007	Lance Lynn (USA)	RHP	Pan American Games
2007	Cody Satterwhite (USA)	RHP	Pan American Games
2009	Drew Pomeranz (USA)	LHP	World Baseball Challenge
2012	Bobby Wahl (USA)	RHP	Honkbal Harlem Week
2013	Mike Bianco (USA)	Assistant Coach	USA Baseball Coaching Staff
2017	Dallas Woolfolk (USA)	RHP	USA Baseball Collegiate National Team
2018	Parker Caracci (USA)	RHP	USA Baseball Collegiate National Team
2019	Doug Nixhazy (USA)	LHP	USA Baseball Collegiate National Team
2021	Hayden Dunhurst (USA)	C	USA Baseball Collegiate National Team
2021	Jacob Gonzalez (USA)	SS	USA Baseball Collegiate National Team



**REBEL MLB DEBUTS**

Name	Years Played at UM	MLB Debut
Pete Shields	1910 - 1914	04-14-1915
Joe Evans	1914 - 1915	07-03-1915
Doc Wood	1919 - 1922	07-21-1923
Doc Marshall	1924 - 1929	09-28-1929
Gee Walker	1927 - 1928	04-14-1931
Hub Walker	1925 - 1930	04-15-1931
Orlin Collier	1926 - 1931	09-11-1931
Skeeter Webb	1929 - 1931	07-20-1932
Charlie Moss	1930 - 1934	05-19-1934
Ike Pearson	1937 - 1939	06-06-1939
Joe Gibbon	1955 - 1957	04-17-1960
Jack Reed	1952 - 1953	04-23-1961
Jake Gibbs	1959 - 1961	09-11-1962
Don Kessinger	1962 - 1964	09-07-1964
Steve Dillard	1969 - 1972	09-28-1975
Tucker Ashford	1973 - 1973	09-21-1976
Pete Ladd	1975 - 1977	08-17-1979
Jeff Calhoun	1977 - 1980	09-02-1984
Jeff Fassero	1984 - 1984	05-04-1991
Laddie Renfroe	1981 - 1984	07-03-1991
Keith Kessinger	1987 - 1989	09-15-1993
Brian Maxcy	1990 - 1991	05-27-1995
Chris Snopce	1990 - 1992	07-31-1995
David Dellucci	1992 - 1995	06-03-1997
Keith Johns	1990 - 1992	05-23-1998
Mickey Callaway	1994 - 1996	06-12-1999
Bobby Kielty	1998 - 1998	04-10-2001
Ryan Bukvich	1998 - 1999	07-12-2002
Matt Duff	1996 - 1997	07-30-2002
Justin Huisman	1998 - 2000	04-24-2004
T.J. Beam	2002 - 2003	06-17-2006
Seth Smith	2002 - 2004	09-16-2007
Matt Tolbert	2001 - 2004	04-01-2008
Chris Coghlan	2004 - 2006	05-08-2009
Matt Maloney	2004 - 2005	06-06-2009
Alex Presley	2004 - 2006	09-08-2010
Lance Lynn	2006 - 2008	06-02-2011
Zack Cozart	2005 - 2007	07-07-2011
Drew Pomeranz	2008 - 2010	09-11-2011
Phillip Irwin	2007 - 2009	04-14-2013
Aaron Barrett	2008 - 2009	03-31-2014
Matt Tracy	2008 - 2010	04-11-2015
David Goforth	2009 - 2011	05-26-2015
Mike Mayers	2011 - 2013	07-24-2016
Stuart Turner	2013	04-06-2017
Bobby Wahl	2011 - 2013	05-03-2017
Braxton Lee	2014	03-30-2018
Chris Ellis	2012 - 2014	03-31-2019
Jacob Waguespack	2013 - 2015	05-27-2019
Nick Fortes	2016 - 2018	09-18-2021

**REBEL WORLD SERIES CHAMPIONS**

Name	Year	Team
Joe Evans	1920	Cleveland Indians
Gee Walker	1935	Detroit Tigers
Hub Walker	1945	Detroit Tigers
Skeeter Webb	1945	Detroit Tigers
Joe Gibbon	1960	Pittsburgh Pirates
Jack Reed	1961	New York Yankees
David Dellucci	2001	Arizona Diamondbacks
Mickey Callaway	2002	Los Angeles Angels
Bobby Kielty	2007	Boston Red Sox
Lance Lynn	2011	St. Louis Cardinals
Chris Coghlan	2016	Chicago Cubs
Drew Pomeranz	2018	Boston Red Sox
Aaron Barrett	2019	Washington Nationals

**FIRST-ROUND DRAFT PICKS**

Name	Year	Team
Tucker Ashford	1973	San Diego Padres
Michael Rosamond	1999	Houston Astros
Chris Coghlan	2006	Florida Marlins
Lance Lynn	2008	St. Louis Cardinals
Drew Pomeranz	2010	Cleveland Indians
Ryan Rolison	2018	Colorado Rockies
Gunnar Hoglund	2021	Toronto Blue Jays

**PRE-MLB DRAFT SIGNEES**

Year	Name	Team
1915	Joe Evans	Indians
1915	Pete Shields	Indians
1929	Ed Marshall	Giants
1931	George Boutwell	Chicks
1931	Gerald "Gee" Walker	Tigers
1932	Allen Jones	Red Sox
1932	Skeeter Webb	Cardinals
1933	Tom Swayze	Chicks
1939	Kent Massengale	Red Sox
1939	Ike Pearson	Phillies
1950	Bobby Wilson	Reds
1951	Otho Kortz	White Sox
1953	Jack Reed	Yankees
1954	Robert Jarvis	Yankees
1955	Pepper Thomas	Braves
1956	Bernie Schreiber	Yankees
1956	Archie White	Braves
1957	Joe Gibbon	Pirates
1957	Cecil Burford	Braves
1960	Larry Williams	Dodgers
1960	Don Porter	Astros
1961	Jake Gibbs	Yankees
1961	Bobby Kilpatrick	White Sox
1964	Don Kessinger	Cubs
1964	Tommy Keyes	Phillies

**MLB DRAFT PICKS**

Year	Round	Name	Team
1965	61	Jan Adelman	Astros
1966	12	Chet Bergalowski	Braves
1966		Russ Johnson	Reds
1967	3	Jimmy Yawn	Yankees
1967	26	Bobby Wade	Giants
1968	11	Tommy Nichols	Twins
1969	9	Edwin McLarty	Cubs
1969	37	John Shaw	Orioles
1970	20	John Shaw	Yankees
1972	2	Steve Dillard	Red Sox
1973	1	<b>Tucker Ashford</b>	<b>Padres</b>
1973	3	Paul Husband	Cardinals
1973	23	Dennis "Bulldog" Starr	Cardinals
1975	14	Mike Park	Braves
1977	25	Pete Ladd	Astros
1979		Ronnie Russell	Yankees
1980	3	Jeff Calhoun	Astros
1980	6	Russ Davis	Cardinals
1980	10	Larry Simcox	Reds
1980	31	Gregg Goodman	Cubs
1981	9	Larry Simcox	Astros
1981	20	Johnny Adams	Cardinals
1981		Randy Coleman	Padres
1982	9	David Clements	Cardinals
1983	13	Jimmy Colmer	Orioles
1983	18	Pat Pomeranz	White Sox
1984	7	Chris Padgett	Orioles
1984	22	Jeff Fassero	Cardinals
1984	25	Laddie Renfroe	Cubs
1985	8	Deric Ladnier	Royals
1986		Bryan Farmer	Braves
1986		David Miller	Braves
1986		Skipper Wright	Braves
1987	15	Jean-Paul Gentleman	Cardinals
1987		Robert Cole	Braves
1987		Roger Smith	Braves

1989	36	Keith Kessinger	Orioles
1989	40	Darren Musselwhite	Giants
1989	40	Jim Cosman	Phillies
1990	9	Kenny Carlyle	Reds
1990	11	Richard Hines	Yankees
1990	27	Dickie Dixon	Twins
1990	36	Lee Hodge	Rangers
1991	8	Grant Sullivan	Yankees
1992	4	Kenny Carlyle	Tigers
1992	6	Keith Johns	Cardinals
1992	6	Chris Snopce	White Sox
1992	9	Brian Silvia	Reds
1992	20	Brian Maxcy	Tigers
1992	22	Kevin Kessinger	Cardinals
1992	22	Tom Luke	White Sox
1993	10	Kary Bridges	Astros
1993	14	Jeff Cosman	Mets
1993	19	Rick Carone	White Sox
1993	25	Matt Ryan	Pirates
1993	28	Jason Lowe	Athletics
1994	11	David Dellucci	Twins
1994	22	Ryan Young	Orioles
1994	30	John McNeese	Red Sox
1994	33	David Blevins	Cubs
1994	47	Jamey Price	Red Sox
1995	6	Jamey Price	Athletics
1995	10	David Dellucci	Orioles
1995	12	Jason McKenzie	Twins
1995	19	Jeff Johnson	White Sox
1995	23	Matt Abernathy	Padres
1995	30	John McNeese	Cubs
1995		Tom Afenir	Indians
1996	7	Mickey Callaway	Rays
1996	12	Todd Mensik	Athletics
1996	34	Anthony Felston	Twins
1996	45	Keith Lewis	Cubs
1997	6	Dan DeYoung	Rangers
1997	27	Adam Walker	Phillies
1998	14	Jason Huisman	Angels
1999	1s	<b>Michael Rosamond</b>	<b>Astros</b>
1999	24	Brad Henderson	Athletics
1999	48	Jude Voltz	Pirates
2000	11	Ryan Bukvich	Royals
2000	15	Justin Huisman	Rockies
2000	24	Jude Voltz	Brewers
2000	29	Chad Hill	Rays
2000	36	Joey Crambitt	Diamondbacks
2001	17	Pete Montrenes	Athletics
2001	20	Carl Lafferty	Marlins
2001	38	Ronnie Goodwin	Marlins
2002	10	J.R. Pickens	Athletics
2002	11	T.J. Beam	Phillies
2002	22	Pete Montrenes	Rockies
2003	10	T.J. Beam	Yankees
2003	19	Matt Tolbert	Orioles
2003	23	Charlie Waite	Phillies
2004	2	Seth Smith	Rockies
2004	15	Jeremy Zick	Cardinals
2004	16	Matt Tolbert	Twins
2004	17	Barry Gunther	Marlins
2004	21	Chris Thompson	Diamondbacks
2004	28	Charlie Babineaux	Giants
2005	2	Stephen Head	Indians
2005	3	Brian Pettway	Blue Jays
2005	3	Matt Maloney	Phillies
2005	3	Mark Holliman	Cubs
2005	5	Eric Fowler	Blue Jays
2005	7	Anthony Cupps	Diamondbacks
2005	25	Barry Gunther	Giants
2005	31	Cooper Osteen	Phillies
2006	1s	<b>Chris Coghlan</b>	<b>Marlins</b>
2006	6	Garrett White	Dodgers
2006	8	Alex Presley	Pirates
2006	28	Tommy Baumgardner	Rockies
2006	39	Will Kline	Astros
2006	44	Justin Brashear	Diamondbacks
2007	2	Will Kline	Rays
2007	2	Zack Cozart	Reds
2007	9	Justin Henry	Tigers
2007	28	Craig Rodriguez	Rockies
2007	48	Scott Bittle	Yankees

2008	1s	<b>Lance Lynn</b>	<b>Cardinals</b>
2008	2	Cody Satterwhite	Tigers
2008	2	Scott Bittle	Yankees
2008	9	Cody Overbeck	Phillies
2008	16	Brett Basham	White Sox
2008	21	Michael Guerrero	Nationals
2008	25	Logan Power	Padres
2008	29	Justin Cryer	Blue Jays
2009	4	Scott Bittle	Cardinals
2009	5	Nathan Baker	Pirates
2009	7	Jordan Henry	Indians
2009	18	Brett Bukvich	Marlins
2009	21	Phillip Irwin	Pirates
2009	22	Evan Button	Diamondbacks
2009	27	Aaron Barrett	Rangers
2009	30	Chris Corrigan	Cardinals
2009	39	Kyle Henson	Giants
2009	49	Matt Smith	Astros
2009	50	Brett Basham	Padres
2010	1	<b>Drew Pomeranz</b>	<b>Indians</b>
2010	9	Aaron Barrett	Nationals
2010	10	Tim Ferguson	Royals
2010	31	David Goforth	Indians
2010	43	Matt Tracy	Marlins
2011	7	David Goforth	Brewers
2011	8	Austin Wright	Phillies
2011	12	Miles Hamblin	Astros
2011	24	Matt Grouse	Tigers
2011	24	Matt Tracy	Yankees
2011	44	Matt Snyder	Nationals
2012	4	Alex Yarbrough	Angels
2012	10	Matt Snyder	Yankees
2012	14	Dylan Chavez	Red Sox
2012	19	R.J. Hivley	Diamondbacks
2012	27	Tanner Mathis	Astros
2012	29	Zach Kirksey	Tigers
2013	3	Stuart Turner	Twins
2013	3	Mike Mayers	Cardinals
2013	5	Bobby Wahl	Athletics
2013	31	Brett Huber	Tigers
2013	32	Tanner Bailey	Tigers
2014	3	Chris Ellis	Angels
2014	5	Auston Bousfield	Padres
2014	9	Austin Anderson	Orioles
2014	9	Josh Laxer	Tigers
2014	12	Braxton Lee	Rays
2014	13	Will Allen	Tigers
2014	20	Hawtin Buchanan	Mariners
2014	28	Aaron Greenwood	Astros
2014	29	Christian Trent	Dodgers
2015	10	Scott Weathersby	Astros
2015	17	Sikes Orvis	White Sox
2015	22	Brady Bramlett	Athletics
2015	24	Christian Trent	Brewers
2016	2	J.B. Woodman	Blue Jays
2016	6	Errol Robinson	Dodgers
2016	7	Henri Lartigue	Phillies
2016	11	Chad Smith	Marlins
2016	13	Brady Bramlett	Red Sox
2016	13	Wyatt Short	Cubs
2017	12	David Parkinson	Phillies
2017	13	Tate Blackman	White Sox
2017	22	Colby Cortles	Tigers
2017	35	Brady Feigl	Angels
2017	37	Kyle Watson	Pirates
2018	1	<b>Ryan Rolison</b>	<b>Rockies</b>
2018	4	Nick Fortes	Marlins
2018	5	Brady Feigl	Athletics
2018	12	James McArthur	Phillies
2018	17	Ryan Oleneck	Giants
2018	26	Will Golsan	Rockies
2018	37	Parker Caracci	Blue Jays
2019	2	Grae Kessinger	Astros
2019	5	Will Ethridge	Rockies
2019	5	Thomas Dillard	Brewers
2019	6	Cooper Johnson	Tigers
2019	21	Parker Caracci	Blue Jays
2019	22	Cole Zabowski	Tigers
2019	27	Zack Phillips	Royals
2019	29	Houston Roth	Orioles
2020	3	Anthony Servideo	Orioles
2020	4	Tyler Keenan	Mariners
2021	1	<b>Gunnar Hoglund</b>	<b>Blue Jays</b>
2021	2	Doug Nikhazy	Guardians
2021	6	Taylor Broadway	White Sox

Note: 2020 MLB Draft shortened to five rounds due to COVID-19



# YEAR-BY-YEAR RESULTS

Year	Coach	Overall Record	Pct.	SEC Record	Pct.	SEC Finish
1893	Unknown	0-1-1	.250			
1895	Unknown	0-2-1	.167			
1897	Unknown	1-1	.500			
1900	T.H. Johnson	0-6	.000			
1901	P.J. Murphy	1-4	.200			
1902	Coach Ashford	10-7*	.588			
1903	Dr. W.S. Leathers	N/A	—			
1904	T.J. Keefe	7-2	.778			
1905	J.C. Elmer	2-4	.333			
1906	Unknown	3-5	.375			
1907	Unknown	6-5	.545			
1908	J.M. Acker	2-2	.500			
1909	Unknown	3-5	.375			
1910	J.W. McCall	11-3	.786			
1911	Edgar Moss	1-5	.167			
1912	Edgar Moss	11-14	.440			
1914	Casey Stengel	14-10	.583			
1915	Unknown	1-1	.500			
1916	Fred A. Robins	11-14	.440			
1917	Baxter Sparks	3-5-1**	.389			
1918	Chester Noble	9-1	.900			
1919	Chester Noble	1-3	.250			
1920	Unknown	4-2	.667			
1921	Unknown	3-4	.429			
1922	Unknown	0-6	.000			
1923	Pete Shields	18-3-1	.841			
1924	Pete Shields	13-9	.591			
1925	Pete Shields	14-6	.700			
1926	Pete Shields	15-6	.714			
1927	Pete Shields	11-4	.733			
1928	Pete Shields	2-8-1	.227			
1929	Pete Shields	18-3	.857			
1930	Pete Shields	13-10	.565			
1931	Pete Shields	10-10	.500			
1932	Tad Smith	8-8	.500			
1933	Tad Smith	0-2	.000			
— OLE MISS BEGINS COMPETITION IN THE SEC —						
1934	Tad Smith	1-13-1	.100	0-9	.000	10th
1935	Tad Smith	5-13	.278	0-10	.000	8th
1936	Tad Smith	4-9	.308	1-8	.111	7th
1937	Tad Smith	9-8-1	.528	4-4	.500	4th
1938	Tad Smith	13-6-1	.675	5-5	.500	4th
1939	Tad Smith	12-6	.667	7-5	.583	4th
1940	Tad Smith	8-14	.364	1-11	.083	12th
1941	Tad Smith	9-7	.563	7-4	.636	3rd
1942	Tad Smith	4-8-1	.346	4-7	.363	8th
1943	Goat Hale	2-10	.200	2-10	.200	10th
1944	— No teams due to WWII —					
1945	— No teams due to WWII —					
1946	Tad Smith	3-3	.500	3-3	.500	5th
1947	Tad Smith	10-6	.625	4-4	.500	6th
1948	Tad Smith	6-16	.273	4-13	.235	11th
1949	Tad Smith	4-18	.182	2-12	.143	12th
1950	Tad Smith	11-6	.647	5-5	.500	6th
1951	Tom Swayze	16-6-1	.717	10-4	.714	3rd
1952	Tom Swayze	10-10	.500	6-10	.375	11th
1953	Tom Swayze	9-10	.474	8-9	.471	6th
1954	Tom Swayze	15-7-1	.673	6-3	.667	2nd
1955	Tom Swayze	16-3	.842	10-3	.769	2nd
1956	Tom Swayze	24-10	.706	13-3	.813	T1st
1957	Tom Swayze	16-8	.667	9-6	.600	6th
1958	Tom Swayze	10-11	.467	7-6	.538	8th
— SEC WESTERN DIVISION —						
1959	Tom Swayze	18-6	.750	10-3	.769	1st
1960	Tom Swayze	22-3	.880	12-2	.857	1st
1961	Tom Swayze	15-8	.652	10-5	.667	2nd
1962	Tom Swayze	15-10	.600	8-9	.471	3rd
1963	Tom Swayze	19-7	.731	11-4	.733	1st
1964	Tom Swayze	24-7	.774	11-1	.917	1st
1965	Tom Swayze	10-12	.455	8-7	.533	2nd
1966	Tom Swayze	18-14	.563	10-6	.625	2nd
1967	Tom Swayze	15-14	.517	9-8	.529	T1st
1968	Tom Swayze	20-12	.625	8-9	.471	3rd
1969	Tom Swayze	27-15	.643	11-5	.688	1st
1970	Tom Swayze	25-8	.756	11-6	.647	2nd
1971	Tom Swayze	16-21	.432	7-11	.389	3rd
1972	Jake Gibbs	28-16	.636	15-3	.833	1st
1973	Jake Gibbs	14-12-1	.518	5-8	.385	3rd
1974	Jake Gibbs	17-15	.531	7-8	.467	3rd
1975	Jake Gibbs	25-19-1	.567	10-12	.455	2nd
1976	Jake Gibbs	18-18-1	.500	11-13	.458	5th
1977	Jake Gibbs	39-19	.672	15-9	.625	1st
1978	Jake Gibbs	27-21	.563	12-11	.522	3rd
1979	Jake Gibbs	24-13	.649	9-10	.474	3rd
1980	Jake Gibbs	24-22	.522	9-9	.500	2nd
1981	Jake Gibbs	24-24-1	.500	8-14-1	.364	3rd
1982	Jake Gibbs	33-19-1	.632	15-6	.714	1st
Overall		SEC				

Year	Coach	Record	Pct.	Record	Pct.	Finish
1983	Jake Gibbs	26-18-1	.589	10-12	.455	3rd
1984	Jake Gibbs	22-24	.478	7-16	.304	5th
1985	Jake Gibbs	20-28	.417	5-18	.217	5th
—SEC—						
1986	Jake Gibbs	38-17	.691	14-13	.519	T-4th
1987	Jake Gibbs	25-25-1	.500	11-16	.407	8th
1988	Jake Gibbs	24-29	.453	6-21	.222	10th
1989	Jake Gibbs	34-21-1	.616	9-15-1	.380	8th
1990	Jake Gibbs	23-29	.442	10-16	.385	8th
1991	Don Kessinger	31-24	.564	9-15	.375	8th
—SEC WESTERN DIVISION—						
1992	Don Kessinger	29-26	.527	9-14	.391	5th
1993	Don Kessinger	31-25	.554	8-19	.296	6th
1994	Don Kessinger	30-26	.536	12-14	.462	5th
1995	Don Kessinger	40-22	.645	14-12	.539	4th
1996	Don Kessinger	24-30	.444	7-23	.233	6th
1997	Pat Harrison	22-31	.415	6-24	.200	6th
1998	Pat Harrison	30-23	.566	13-15	.464	6th
1999	Pat Harrison	34-28	.548	17-13	.567	5th
2000	Pat Harrison	30-25	.545	12-17	.414	5th
2001	Mike Bianco	39-23-1	.627	17-13	.567	T-2nd
2002	Mike Bianco	37-19	.661	14-16	.467	6th
2003	Mike Bianco	35-27	.565	17-13	.567	4th
2004	Mike Bianco	39-21	.650	18-12	.600	T-2nd
2005	Mike Bianco	48-20	.706	18-12	.600	T-1st
2006	Mike Bianco	44-22	.667	17-13	.567	3rd
2007	Mike Bianco	40-25	.615	16-14	.533	3rd
2008	Mike Bianco	39-26	.600	15-15	.500	3rd
2009	Mike Bianco	44-20	.687	20-10	.667	T-1st
2010	Mike Bianco	39-24	.619	16-14	.533	3rd
2011	Mike Bianco	30-25	.545	13-17	.433	T-5th
2012	Mike Bianco	37-26	.587	14-16	.467	4th
2013	Mike Bianco	38-24	.613	15-15	.500	4th
2014	Mike Bianco	48-21	.696	19-11	.633	1st
2015	Mike Bianco	30-28	.517	15-14	.517	4th
2016	Mike Bianco	43-19	.694	18-12	.600	4th
2017	Mike Bianco	32-25	.561	14-16	.467	6th
2018	Mike Bianco	48-17	.738	18-12	.600	T-1st
2019	Mike Bianco	41-27	.603	16-14	.533	5th
2020	Mike Bianco	16-1^	.941	0-0	.000	N/A
2021	Mike Bianco	45-22	.672	18-12	.600	3rd


\* — INCLUDES FORFEIT VICTORY  
 \*\* — COMPLETE SEASON RESULTS WERE NOT AVAILABLE  
 ^ — 2020 SEASON SHORTENED DUE TO COVID-19 PANDEMIC

## RECORD BY DECADE

Decade	W-L-T	Pct.
1890s	1-4-3	.313
1900s	34-40	.459
1910s	62-54-1	.530
1920s	98-51-2	.656
1930s	75-85-3	.469
1940s	46-82-1	.360
1950s	146-76-2	.656
1960s	185-102	.645
1970s	233-162-3	.589
1980s	270-227-5	.543
1990s	294-264	.527
2000s	395-228-1	.634
2010s	386-236	.621
2020s	61-23	.726

## REBEL COACHES BY VICTORIES

Name	Years	W	L	T	Pct.
Mike Bianco	2001-present	812	462	1	.638
Jake Gibbs	1972-1990	485	389	8	.554
Tom Swayze	1951-1971	361	201	2	.642
Don Kessinger	1991-1996	185	153	0	.547
Pat Harrison	1997-2000	116	107	0	.520
Pete Shields	1923-1931	114	59	2	.657
Tad Smith	1932-1942; 1946-1950	107	143	4	.429
Casey Stengel	1914	14	10	0	.583
Edgar Moss	1911-1912	12	19	0	.387
J.W. McCall	1910	11	3	0	.786
Fred A. Robins	1916	11	14	0	.440
Chester Noble	1919	10	4	0	.714
Coach Ashford	1902	9	8	0	.529
T.J. Keefe	1904	7	2	0	.778
Baxter Sparks	1917	3	5	1	.389
J.C. Elmer	1905	2	4	0	.333
J.M. Acker	1908	2	2	0	.500
Goat Hale	1943	2	10	0	.200
P.J. Murray	1901	1	4	0	.200
T.H. Johnson	1900	0	6	0	.000



**Coach Unknown**  
1893, 1895, 1897  
Record: 1-4-2

**1893 (0-1-1)**  
at Mississippi A&M . . . . . L, 3-6  
Mississippi A&M . . . . . T, 1-1

**1895 (0-2-1)**  
Alabama-1 . . . . . L, 2-10  
Alabama -1 . . . . . L, 8-12  
Mississippi A&M . . . . . T, 5-5  
1- at Meridian, Miss.

**1897 (1-1)**  
Mississippi A&M -1 . . . . . L, 2-5  
Mississippi A&M . . . . . W, 9-0  
1- at Columbus, Miss.  
^ - Game forfeited by Miss. A&M

**T.H. Johnson**  
1900  
Record: 0-6

**1900 (0-6)**  
Vanderbilt . . . . . L, 5-6  
Alabama . . . . . L, 1-6  
Alabama . . . . . L, 3-6  
Alabama . . . . . L, 5-11  
Texas . . . . . L, 1-3  
Texas . . . . . L, 0-9

**P.J. Murray**  
1901  
Record: 1-4

**1901 (1-4)**  
Alabama . . . . . L, 12-13  
Alabama . . . . . L, 0-9  
Alabama . . . . . L, 0-9  
Texas . . . . . L, 6-9  
Texas . . . . . W, 4-3

**Coach Ashford**  
1902  
Record: 9-8

**1902 (9-8)**  
Memphis Univ. School . . . . . W, 4-2  
Memphis Univ. School . . . . . L, 2-3  
S.W.B.U.\* . . . . . W, 4-3  
S.W.B.U.\* . . . . . W, 6-2  
Alabama . . . . . L, 0-22  
Alabama . . . . . L, 3-14  
Alabama . . . . . L, 6-30  
J.M.C. . . . . L, 0-5  
J.M.C. . . . . W, 14-9  
J.M.C. . . . . L, 3-13  
J.M.C. . . . . W, 11-7  
J.M.C. . . . . W, 6-2  
J.M.C. . . . . L, 11-13  
Texas . . . . . L, 0-4  
Texas . . . . . W, 2-1  
Tulane . . . . . L, 4-6  
Tulane . . . . . W, 6-3

\* - Known now as Union University  
^ - Game later forfeited by Alabama

**Dr. W.S. Leathers**  
1903

**1903**  
— No Results Available —

**T.J. Keefe**  
1904  
Record: 7-2

**1904 (7-2)**  
Tulane . . . . . W, 4-3  
Tulane . . . . . W, 9-4  
Tulane . . . . . W, 8-5  
S.W.B.U.\* . . . . . W, 5-3  
S.W.B.U.\* . . . . . L, 3-4  
S.W.B.U.\* . . . . . W, 3-1  
Mississippi A&M%-1 . . . . . L, 6-7  
Mississippi A&M%-1 . . . . . W, 6-5  
Mississippi A&M%-1 . . . . . W, 8-7

1- at Columbus, Miss.  
\* - Known now as Union University  
% - Known now as Mississippi State

**J.C. Elmer**  
1905  
Record: 2-4

**1905 (2-4)**  
Mississippi A&M% . . . . . L, 5-6  
Mississippi A&M %-1 . . . . . W, 7-6  
Mississippi A&M %-1 . . . . . W, 8-7  
Texas . . . . . L, 2-3  
Texas . . . . . L, 1-5  
Texas . . . . . L, 0-5

1- at Kosciusko, Miss.  
% - Known now at Mississippi State

**Coach Unknown**  
1906-07  
Record: 9-10

**1906 (3-5)**  
Mississippi A&M% . . . . . W, 11-7  
Mississippi A&M% . . . . . L, 5-9  
Mississippi A&M% -1 . . . . . L, 4-5  
at LSU . . . . . L, 2-4  
at LSU . . . . . L, 1-6  
Texas . . . . . W, 5-0  
Texas . . . . . W, 3-1  
Texas . . . . . L, 0-12

1- at Kosciusko, Miss.  
% - Known now as Mississippi State

**1907 (6-5)**  
Alabama . . . . . L, 2-6  
Alabama . . . . . L, 2-10  
Alabama . . . . . W, 7-3  
Alabama . . . . . L, 0-22  
Alabama . . . . . L, 3-14  
Alabama . . . . . L, 6-30  
J.M.C. . . . . L, 0-5  
J.M.C. . . . . W, 14-9  
J.M.C. . . . . L, 3-13  
J.M.C. . . . . W, 11-7  
J.M.C. . . . . W, 6-2  
J.M.C. . . . . L, 11-13  
Texas . . . . . L, 0-4  
Texas . . . . . W, 2-1  
Tulane . . . . . L, 4-6  
Tulane . . . . . W, 6-3

% - Known now as Mississippi State

**Coach Unknown**  
1909  
Record: 3-5

**1909 (3-5)**  
Vanderbilt . . . . . W, 3-0  
Vanderbilt . . . . . L, 0-4  
LSU . . . . . W, 7-1  
LSU . . . . . W  
LSU . . . . . L, 3-5  
at Mississippi A&M% . . . . . L, 0-3  
at Mississippi A&M% . . . . . L, 4-11  
Mississippi A&M% -1 . . . . . L, 0-1

1- at Grenada, Miss.  
% - Known now as Mississippi State

**J.W. McCall**  
1910  
Record: 11-3

**1910 (11-3)**  
Memphis O'Harrigans . . . . . W, 6-0  
Marion . . . . . W, 8-0  
at Mississippi College . . . . . W, 4-2  
LSU . . . . . L, 1-2  
LSU . . . . . W, 8-5  
LSU . . . . . L, 1-3  
Tulane . . . . . W, 4-0  
S.P.U.\* . . . . . W, 3-0  
at Sewanee . . . . . W, 1-0  
at Cumberland . . . . . W, 6-4  
at Vanderbilt . . . . . L, 3-4  
Mississippi A&M% . . . . . W, 3-2  
Mississippi A&M%-1 . . . . . W, 12-3  
Mississippi A&M%-1 . . . . . W, 3-1

\* - Known now as Southwestern (KS) Coll.  
% - Known now as Mississippi State  
1- at Greenville, Miss.

**Edgar Moss**  
1911-12  
Record: 12-19


**1911 (1-5)**  
at LSU . . . . . L, 4-5  
at LSU . . . . . L, 6-11  
at LSU . . . . . L, 2-4  
at Mississippi A&M% . . . . . W, 3-0  
at Mississippi A&M% . . . . . L, 2-7  
Mississippi A&M% -1 . . . . . L, 2-3

1- at Gulfport, Miss.  
% - Known now as Mississippi State

**1912 (11-14)**  
Union . . . . . W, 9-0  
Union . . . . . W, 8-1  
L.I.I.\* . . . . . L, 0-2  
L.I.I.\* . . . . . W, 4-2  
L.I.I.\* . . . . . W, 7-5  
at Texas . . . . . L, 1-6  
at Texas . . . . . L, 2-15  
at Millsaps . . . . . W, 18-3  
at Millsaps . . . . . L, 3-5  
at Mississippi College . . . . . W, 14-2  
at Mississippi College . . . . . W, 2-0  
at Mississippi College . . . . . L, 6-7  
at Mississippi College . . . . . W, 2-1  
at Alabama . . . . . L, 0-1  
at Alabama . . . . . L, 4-10  
at Alabama . . . . . L, 2-10  
at Vanderbilt . . . . . L, 2-3  
at Vanderbilt . . . . . L, 4-6  
at Vanderbilt . . . . . L, 1-4  
at Cumberland . . . . . L, 4-6  
at Cumberland . . . . . W, 10-6  
at Cumberland . . . . . W, 12-3  
Mississippi A&M% . . . . . L, 4-5  
Mississippi A&M% . . . . . W, 6-5  
Mississippi A&M% -1 . . . . . L, 1-6

1- at Meridian, Miss.  
\* - Known now as Louisiana Tech  
% - Known now as Mississippi State

**Casey Stengel**  
1914  
Record: 14-10



**1914 (14-10)**  
Vanderbilt . . . . . W, 9-0  
St. Paul . . . . . L, 3-7  
Millsaps . . . . . L, 4-5  
LSU . . . . . W, 3-1  
LSU . . . . . W, 15-2  
Tulane . . . . . L, 0-4

Tulane . . . . . L, 2-3  
Alabama . . . . . L, 4-10  
Alabama . . . . . W, 10-0  
Millsaps . . . . . W, 6-4  
Millsaps . . . . . W, 5-1  
Mississippi Coll. . . . . L, 2-7  
Mississippi Coll. . . . . W, 8-7  
Cumberland . . . . . L, 0-2  
Cumberland . . . . . W, 5-4  
Cumberland . . . . . L, 4-10  
Sewanee\* . . . . . W, 3-0  
Sewanee\* . . . . . W, 10-4  
Union . . . . . L, 2-4  
Union . . . . . W, 5-1  
at Mississippi A&M% . . . . . L, 3-4  
at Mississippi A&M% . . . . . W, 4-0  
Mississippi A&M% -1 . . . . . W, 6-2  
Mississippi A&M% -2 . . . . . W, 4-3  
Millsaps . . . . . W, 5-3

1- at Columbus, Miss.  
2- at Jackson, Miss.  
\* - Known now as the Univ. of the South  
% - Known now as Mississippi State

**Coach Unknown**  
1915  
Record: 1-1

**1915 (1-1)**  
LSU . . . . . W, 3-1  
LSU . . . . . L, 2-3

**Fred A. Robins**  
1916  
Record: 11-14

**1916 (11-14)**  
Mar. 24 Union . . . . . W, 5-2  
Mar. 27 Tennessee Normal . . . . . W, 12-1  
Mar. 28 Tennessee Normal . . . . . W, 9-3  
Apr. 1 Illinois . . . . . L, 3-6  
Apr. 1 Illinois . . . . . L, 1-2  
Apr. 10 State Normal& . . . . . W, 10-3  
Apr. 11 State Normal & . . . . . W, 6-0  
Apr. 17 Millsaps . . . . . W, 4-1  
Apr. 15 Millsaps . . . . . L, 2-3  
Apr. 17 Mississippi A&M % . . . . . W, 8-5  
Apr. 18 Mississippi A&M %-1 . . . . . L, 1-3  
Apr. 19 at Vanderbilt . . . . . L, 2-4  
Apr. 21 at Georgia Tech . . . . . L, 0-9  
Apr. 22 at Georgia Tech . . . . . L, 3-4  
Apr. 25 at Alabama . . . . . W, 3-2  
Apr. 26 at Alabama . . . . . L, 4-14  
Apr. 27 Mississippi A&M%-2 . . . . . L, 3-4  
Apr. 28 at Mississippi A&M% . . . . . L, 6-7  
May 4 Mississippi College . . . . . W, 2-1  
May 5 Mississippi College . . . . . W, 5-3  
May 8 at Millsaps . . . . . L, 0-2  
May 9 at Mississippi College . . . . . L, 5-8  
May 10 at Mississippi College . . . . . L, 4-5  
May 11 at Millsaps . . . . . L, 1-4  
May 12 Sewanee . . . . . W, 8-7

& - Known now as Southern Miss  
% - Known now as Mississippi State  
1- at Tupelo, Miss.  
2- at Columbus, Miss.

**Baxter Sparks**  
1917  
Record: 3-5-1

**1917 (3-5-1)**  
Mar. 28 Southern Miss. . . . . W, 4-0  
Mar. 29 Southern Miss. . . . . W, 10-1  
Mar. 31 Illinois . . . . . W, 2-1  
Apr. 9 Millsaps . . . . . NS  
Apr. 10 Millsaps . . . . . NS  
Apr. 13 S.P.U. . . . . NS  
Apr. 14 S.P.U. . . . . NS  
Apr. 17 Mississippi College . . . . . NS  
Apr. 18 Mississippi College . . . . . NS  
Apr. 25 at Mississippi A&M% . . . . . L, 0-2  
Apr. 26 Mississippi A&M%-1 . . . . . L, 4-5  
Apr. 27 at Alabama . . . . . L, 3-5  
Apr. 28 at Alabama . . . . . L, 0-7  
Apr. 30 Mississippi A&M%-2 . . . . . T, 0-0  
May 1 Mississippi A&M . . . . . L, 3-12  
May 5 at LSU . . . . . NS  
May 6 at LSU . . . . . NS  
May 7 at LSU . . . . . NS  
May 8 at Millsaps . . . . . NS  
May 9 at Millsaps . . . . . NS  
May 10 at Mississippi College . . . . . NS

1- at Columbus, Miss.  
2- at Columbus, Miss.

May 11 at Mississippi College . . . . . NS  
May 14 Mercer . . . . . NS  
May 15 Mercer . . . . . NS  
May 26 Vanderbilt . . . . . NS  
May 27 Vanderbilt . . . . . NS  
May 28 Vanderbilt . . . . . NS

1- at Columbus, Miss.  
2- at Tupelo, Miss.  
% - Known now as Mississippi State

**Chester "Dudy" Noble**  
1918-1919  
Record: 10-4

**1918 (9-1)**  
Illinois . . . . . W, 4-2  
Illinois . . . . . W, 4-2  
Miss. College . . . . . W, 13-3  
Miss. College . . . . . W, 9-1  
Miss. College . . . . . W, 9-1  
Camp Shelby . . . . . W, 3-2  
at Mississippi A&M% . . . . . W, 2-0  
Mississippi A&M% . . . . . L, 3-7  
Mississippi A&M %-1 . . . . . W, 4-1  
Mississippi A&M% . . . . . W, 7-0

% - Known now as Mississippi State  
1- at West Point, Miss.

**1919 (1-3)**  
Mississippi A&M% . . . . . L, 2-4  
Mississippi A&M% . . . . . W, 4-3  
at Mississippi A&M% . . . . . L, 3-7  
at Mississippi A&M% . . . . . L, 3-5

% - Known now as Mississippi State

**Coach Unknown**  
1920-1922  
Record: 7-12

**1920 (4-2)**  
LSU . . . . . W, 2-0  
LSU . . . . . W, 5-4  
at Mississippi A&M% . . . . . L, 0-3  
at Mississippi A&M% . . . . . L, 0-3  
Mississippi A&M% . . . . . W, 4-3  
Mississippi A&M% . . . . . W, 5-4

% - Known now as Mississippi State

**1921 (3-4)**  
LSU . . . . . L, 4-5  
LSU . . . . . W, 4-3  
Vanderbilt . . . . . L, 0-2  
Mississippi A&M% . . . . . W, 4-1  
Mississippi A&M% . . . . . L, 2-7  
at Mississippi A&M% . . . . . W, 6-3  
at Mississippi A&M% . . . . . L, 2-3

% - Known now as Mississippi State

**1922 (0-6)**  
at Mississippi A&M% . . . . . L, 0-4  
at Mississippi A&M% . . . . . L, 0-2  
at LSU . . . . . L, 3-8  
at LSU . . . . . L, 1-4  
Mississippi A&M% . . . . . L, 3-5  
Mississippi A&M% . . . . . L, 2-3

% - Known now as Mississippi State



# ALL-TIME RESULTS

## Pete Shields

1923-31

Record: 114-59-2



### 1923 (18-3-1)

at LSU	W, 2-1
at LSU	L, 2-3
Tennessee	L, 1-3
Tennessee	T, 1-1
College Hill	W, 7-1
College Hill	W, 8-1
Batesville	L, 1-3
Batesville	W, 18-2
Tate County A.H.S.	W, 1-0
Tate County A.H.S.	W, 9-1
at Tate County A.H.S.	W, 11-1
Tate County A.H.S.	W, 8-2
T.M.I.	W, 3-0
T.M.I.	W, 10-2
West Tennessee Normal*	W, 7-1
West Tennessee Normal*	W, 10-2
West Tennessee Normal*	W, 9-6
West Tennessee Normal*	W, 10-4
Mississippi A&M%	W, 9-1
Mississippi A&M%	W, 8-1
Mississippi A&M%	W, 7-2
Mississippi A&M%	W, 3-2

\* - Known now as Memphis  
%- Known now as Mississippi State

### 1924 (13-9)

Mississippi College	W, 12-3
Mississippi College	L, 8-10
Wisconsin	W, 5-2
Wisconsin	L, 2-6
Illinois	L, 3-7
Mississippi College	L, 0-1
Mississippi College	L, 0-2
S.P.U.*	W, 4-0
S.P.U.*	W, 5-1
Vanderbilt	W, 13-3
Tulane	L, 8-13
Tulane	W, 7-1
S.P.U.*	W, 12-2
S.P.U.*	W, 5-0
Vanderbilt	W, 5-2
Vanderbilt	W, 24-5
Tennessee	W, 11-4
Tennessee	W, 4-0
Mississippi A&M%	L, 2-3
at Mississippi A&M%	L, 4-6
Mississippi A&M%	W, 2-1
at Mississippi A&M%	L, 2-6

\* - Known now as Southwestern College  
%- Known now as Mississippi State

### 1925 (14-6)

at Millsaps	W, 12-1
at Millsaps	W, 9-7
Union	W, 9-2
Union	W, 10-1
Wisconsin	W, 4-2
Wisconsin	W, 4-0
Millsaps	L, 3-4
Millsaps	W, 10-5
at Mississippi College	W, 5-3
at Mississippi College	W, 7-0
at Tulane	W, 8-6
at Tulane	W, 7-4
at Alabama	L, 2-6
at Alabama	L, 3-4
Mississippi A&M%	W, 3-2
Mississippi A&M%	L, 3-4
at Mississippi A&M%	L, 1-3
at Mississippi A&M%	L, 1-7
Kentucky	W, 5-0
Kentucky	W, 2-0

%- Known now as Mississippi State

### 1926 (15-6)

Illinois	W, 6-2
Iowa	L, 0-2
Iowa	L, 5-6
Wisconsin	W, 10-2
Wisconsin	W, 5-2
Millikan	W, 19-8
Millikan	W, 12-0

Tulane	W, 4-2
Tulane	W, 5-0
LSU	W, 5-2
LSU	W, 5-2
Southwestern	W, 7-4
Southwestern	W, 5-2
at Mississippi A&M%	L, 0-2
at Mississippi A&M%	L, 6-7
Southwestern	W, 10-6
Southwestern	W, 9-0
Mississippi A&M%	W, 7-6
Mississippi A&M%	W, 1-0
Alabama	L, 1-8
Alabama	L, 2-3

%- Known now as Mississippi State

### 1927 (11-4)\*

Mississippi A&M%	L, 0-7
Mississippi A&M%	W, 6-2
at Mississippi A&M%	W, 3-2
at Mississippi A&M%	W, 9-4

\* - All results not available.  
%- Known now as Mississippi State

### 1928 (2-8-1)

Illinois	L, 1-2
Jackson	T, 3-3
Jackson	L, 1-5
Howard	L, 1-4
Meridian	L, 4-7
Meridian	L, 5-12
Alabama	L, 4-7
Alabama	L, 3-5
at Mississippi A & M%	W, 3-1
at Mississippi A & M%	W, 6-5
Mississippi A & M%	L, 5-6

%- Known now as Mississippi State

### 1929 (18-3)

Indiana	L
Indiana	W
Indiana	W
Indiana	W
Indiana	W
Indiana	W
Howard College	W
Howard College	W
Georgia	W
Georgia	L
at LSU	W, 7-0
at LSU	W
at Southern Miss	W
at Southern Miss	W
Alabama -1	W, 13-5
Alabama -1	W, 7-6
Southwestern	W
Southwestern	L
Mississippi A&M%	W, 2-1
Mississippi A&M%	W, 5-4
at Mississippi A&M%	W, 11-7
at Mississippi A&M%	W, 7-4

%- Known now as Mississippi State  
1 - at Columbus, Miss.

### 1930 (13-10)

Minnesota	W, 5-4
Minnesota	W, 8-4
Minnesota	W, 8-7
Minnesota	L
Indiana	W
Indiana	W
Indiana	W
Indiana	W
Indiana	L
Howard	W
Howard	L
LSU	W
LSU	W
Vanderbilt	L, 1-17
Vanderbilt	L, 12-17
at Mississippi State	L, 3-8
at Mississippi State	W, 5-2
Alabama -1	L, 4-6
Alabama -1	L, 3-9
Georgia	W, 7-6
Georgia	L, 3-4
Mississippi State	W, 3-1
Mississippi State	W, 6-5

1 - at Columbus, Miss.

### 1931 (10-10)


Minnesota	L, 0-5
Minnesota	W, 7-3
Minnesota	W, 4-1
Illinois	L, 1-6
Michigan State	W, 4-3
Michigan State	W, 5-2
at Vanderbilt	L, 3-6

at Vanderbilt	W, 10-6
at Alabama	L, 1-3
at Alabama	L, 7-9
at Alabama	L, 3-4
Millsaps	W, 5-1
at LSU	W, 5-3
at LSU	W, 7-5
Mississippi State	L, 7-7
Mississippi State	L, 7-10
Millsaps	W, 4-1
Millsaps	W, 5-1
at Mississippi State	W, 7-6
at Mississippi State	L, 2-5

## C.M. "Tad" Smith

1932-1942

Record: 73-94-4



### 1932 (8-8)

at West Tennessee Teachers*	W, 8-3
at West Tennessee Teachers*	W, 23-10
at Alabama	L, 4-7
at Alabama	W, 7-4
West Tennessee Teachers*	W, 7-1
West Tennessee Teachers*	W, 11-1
Alabama	L, 4-5
Alabama	L, 1-2
at Mississippi State	L, 2-8
at Mississippi State	W, 9-6
Louisiana Tech	W, 12-1
Louisiana Tech	L, 2-6
at Vanderbilt	L, 9-9
at Vanderbilt	L, 2-2
Mississippi State	W, 3-0
Mississippi State	L, 3-15

\* - Known now as Memphis

### 1933 (0-2)

Alabama	L, 3-4
Alabama	L, 2-7

### 1934 (11-13-1)\*

Alabama	L, 3-4
at Alabama	L, 3-7
at Alabama	L, 0-10
Alabama	L, 0-8
Alabama	L, 0-12
at LSU	L, 1-6
at LSU	L, 5-6
at Mississippi State	L, 2-4
at Mississippi State	L, 2-7
Mississippi State	L, 2-9

\* - All results not available.

### 1935 (5-13)

Millsaps	L, 8-1
Millsaps	W, 3-2 (13)
W. Tenn. Teachers*	W, 15-5
W. Tenn. Teachers*	W, 17-3
Greenville Dixie League	W, 14-5
Greenville Dixie League	L, 5-6
Alabama	L, 1-2 (10)
Alabama	L, 2-3 (12)
Alabama	L, 0-5
Alabama	L, 0-4
Mississippi State	L, 2-12
Mississippi State	L, 0-6
LSU	L, 0-1
LSU	L, 4-5
at Millsaps	L
at Millsaps	W
Mississippi State	L, 4
at Mississippi State	L, 1-3

\* - Known now as Memphis

### 1936 (4-9)\*

Alabama	L, 4-8
Alabama	L, 2-13
Alabama	W, 2-1

\* - All scores not available.

### 1937 (9-8-1)

at Delta State	W, 15-7
at Delta State	L, 7-11

Millsaps	T, 8-8 (Darkness)
Millsaps	W, 10-5
Delta State	W, 5-0
Delta State	W, 7-1
Alabama	W, 6-7
at Mississippi State	L, 6-7
at Mississippi State	L, 0-7
at Alabama	L, 2-13
at Alabama	L, 3-7
at LSU	W, 16-0
at LSU	L, 3-6
LSU	W, 11-5
Millsaps	W, 6-0
Millsaps	L, 4-5
Mississippi State	W, 6-4
Mississippi State	L, 3-4

### 1938 (13-6-1)

Millsaps	W
Millsaps	W
Delta State	W
Delta State	W
Delta State	W
Delta State	W
LSU	T, 0-0
LSU	L, 5-6 (11)
Auburn	L, 5-6
Auburn	W, 4-3
at Alabama	L, 3-8
at Alabama	L, 1-2
Mississippi State	W, 4-3
Mississippi State	W, 5-4
at LSU	W
at LSU	W
at LSU	W, 4-3
at LSU	L, 5-11
at Mississippi State	W, 8-6
at Mississippi State	L, 2-6

### 1939 (12-6)

LSU	W, 8-5
LSU	L, 0-8
Millsaps	W, 7-1
Northern Illinois Teachers*	W, 6-3
Alabama	W, 6-5
Alabama	W, 10-6
Millsaps	W, 5-4
Millsaps	W, 6-5
Auburn	L, 3-4
Auburn	L, 2-4
at Alabama	L, 5-9
at Alabama	W, 18-11
at Mississippi State	W, 11-4
at Mississippi State	W, 3-0
Mississippi College	W, 12-2
Mississippi College	L, 7-10
Mississippi State	W, 1-0
Mississippi State	L, 1-7

\* - Known now as Northern Illinois University

### 1940 (8-14)

Bradley Tech*	W, 4-3
Illinois Wesleyan	L, 3-8
Northern Illinois Teachers%	W, 5-4
Northern Illinois Teachers%	W, 6-5
Mississippi College	W, 6-5
Mississippi College	W, 8-0
at Alabama	L, 7-8
at Alabama	L, 4-6
S.L.I.	W, 4-1
S.L.I.	W, 4-1
LSU	L, 3-6
LSU	L, 1-4
at Alabama	L, 5-8
at Alabama	L, 8-10
Mississippi State	W, 5-1
Mississippi State	L, 5-10
at LSU	L, 0-3
at LSU	L, 0-4
S.L.I.	L, 4-6
S.L.I.	L, 3-4
at Mississippi State	L, 4-8
at Mississippi State	L, 9-14

\* - Known now as Bradley University  
%- Known now as Northern Illinois University

NOTE: Sisler Johnson records the first no-hitter in school history against Mississippi College.

### 1941 (9-7)

at Alabama (14)	L, 10-11
Clarksdale	L, 2-7
Bradley Tech*	L, 4-8
Millsaps	W, 9-4
Millsaps	L, 7-11
Tulane	W, 5-3
Tulane	W, 8-1
Clarksdale	W, 6-1
Alabama	L, 1-13
Alabama	L, 6-18
at Mississippi State	W, 6-0

at Mississippi State	W, 11-7
at LSU	W, 3-2
at LSU	W, 4-3
Mississippi State	L, 2-4
Mississippi State	W, 7-5

\* - Known now as Bradley University

### 1942 (4-8-1)\*

at Alabama	L, 4-5
at Alabama	L, 0-9
Alabama	L, 0-8
Alabama	L, 3-7
Mississippi State	W, 7-6
Mississippi State	L, 0-7
at Mississippi State	L, 0-3
at Mississippi State	T, 5-5
LSU	L, 1-12
LSU	L, 1-4

\* - All scores not available.

## Goat Hale

1943

Record: 2-10

### 1943 (2-10)\*

at LSU	L, 1-4
at LSU	L, 0-6
LSU	L, 1-6
LSU	L, 4-6
Alabama	W, 10-8
Alabama	L, 6-10
Alabama	L, 2-7
Alabama	L, 6-10
Mississippi State	L, 3-4
Mississippi State	W, 8-4

\* - All scores not available.

## DID NOT FIELD TEAMS DURING 1944 AND 1945 DUE TO WORLD WAR II

## C.M. "Tad" Smith

1946-1950

Record: 34-49



### 1946 (3-3)

LSU	W, 4-3
LSU	W, 6-5
Alabama	L, 2-8
Alabama	L, 8-10
Alabama	L, 5-13
Mississippi State	W, 13-1

### 1947 (10-6)

Bradley Tech*	L, 1-11
Alabama (5)	W, 2-1
Clarksdale	W, 6-4
Auburn	L, 4-6
Auburn	W, 4-0
Western Illinois Teachers%	W, 6-2
Mississippi State	W, 4-3
Clarksdale	L, 1-11
Millsaps	W, 21-1
Millsaps	W, 9-4
Lambuth	W, 20-0
Lambuth	L, 3-4
Alabama (10)	L, 3-5
at Mississippi State (12)	W, 4-2
at Mississippi State	L, 1-11

\* - Known now as Bradley University  
%- Known now as Western Illinois Univ.

### 1948 (6-16)

at Southern Miss	W, 2-1 (11)
at Southern Miss	L, 7-8
at Meridian	L, 3-15
at Auburn	L, 0-6
at Auburn	W, 7-4
Delta State	L, 5-8



Delta State	W, 21-5
at Alabama	L, 2-5
at Alabama	L, 3-5
Florida	L, 3-4
Florida	W, 8-2
Florida	W, 8-1
Tulane	L, 8-9
Tulane	L, 3-11
at Mississippi State	L, 5-6 (13)
at Mississippi State	L, 5-17
LSU	L, 5-6
LSU	W, 17-10
Alabama	L, 2-10
Alabama	L, 2-17
Mississippi State	L, 5-6 (10)
Mississippi State	L, 4-18

## 1949 (4-18)

at Florida State -1	L, 3-7
at Florida State -1	L, 5-6
at Florida	L, 2-3
at Florida	W, 4-2
at Meridian	L, 1-11
Alabama	L, 5-6 (10)
Alabama	W, 8-6
Clarksdale	L, 0-3
Southern Miss	L, 8-11
Southern Miss	W, 18-2
Delta State	L, 8-11
Delta State	W, 12-7
Tulane	L, 0-3
Tulane	L, 0-1
at LSU	L, 2-8
at LSU	L, 3-5
at Mississippi State	L, 2-7
at Mississippi State	L, 3-10
at Alabama	L, 4-7
at Alabama	L, 3-15
Mississippi State	L, 2-6
Mississippi State	L, 5-6

1- Pensacola, Fla.


## 1950 (11-6)

Pensacola Navy	W, 17-4
Southern Miss	W, 2-1
Meridian	W, 20-8
Clarksdale	W, 6-3
Illinois Wesleyan	L, 2-5
Delta State	W, 6-4
Delta State	W, 15-8
Alabama	W, 15-3
Alabama	L, 0-9
Tulane -1	W, 9-4
Tulane -2	W, 13-6
at Mississippi State	L, 4-5
at Mississippi State	W, 3-2
at Alabama	L, 1-15
at Alabama	W, 6-1
Mississippi State	L, 4-6
Mississippi State	L, 5-11

1- at Tuscaloosa, Ala.  
2- at Clarksdale, Miss.

## Tom Swayze

1951-1971  
Record: 361-201-2



## 1951 (16-6-1)

Mar. 23 Illinois Wesleyan	W, 4-2
Mar. 24 Illinois Wesleyan	W, 5-4
Mar. 26 Northern Illinois	W, 5-4
Mar. 30 Alabama	W, 7-6
Mar. 31 Alabama	L, 0-4
Apr. 3 Arkansas State	L, 3-7
Apr. 3 Arkansas State (7)	W, 11-4
Apr. 6 Delta State	W, 4-0
Apr. 6 Delta State	W, 6-0
Apr. 11 Alabama (8)	L, 5-6
Apr. 12 Alabama	T, 3-3
Apr. 13 Clarksdale (EXH)	L, 1-6
Apr. 18 LSU	W, 8-2
Apr. 19 LSU	W, 4-1
Apr. 20 Tulane	W, 7-4
Apr. 25 at LSU	L, 5-6
Apr. 27 at Tulane	W, 5-4
Apr. 28 at Tulane	L, 3-5
Apr. 28 at Tulane	W, 11-0
May 4 at Mississippi State	W, 6-2
May 5 at Mississippi State	W, 9-5

May 11 Mississippi State	W, 6-3
May 12 Mississippi State	W, 8-2

## 1952 (10-10)

at Memphis State*	W, 6-2
Memphis State*	W, 10-3
Arkansas State	W, 6-1
Arkansas State	W, 9-3
at Tulane	L, 1-17
at Tulane	L, 4-15
at LSU	L, 1-6
at LSU	W, 9-2
Alabama	W, 5-4
at Auburn	L, 5-6
at Auburn	L, 6-10
at Alabama	W, 4-3
at Alabama (10)	W, 4-2
Tulane (7)	L, 1-4
Tulane (7)	W, 3-0
LSU	L, 5-8
LSU	L, 5-6
Mississippi State	L, 1-14
Mississippi State	W, 9-5
at Mississippi State	L, 0-7

\* - Known now as Memphis.

## 1953 (9-10)

Mar. 27 at Tulane	L, 3-13
Mar. 28 at Tulane	W, 9-3
Mar. 30 at LSU (11)	L, 9-10
Mar. 31 at LSU	L, 6-10
Apr. 3 Illinois Wesleyan	W, 7-4
Apr. 4 Notre Dame	L, 5-6
Apr. 7 Tulane#	W, 4-3
Apr. 7 Tulane# (9)	W, 5-4
Apr. 10 at Mississippi State	W, 11-3
Apr. 11 at Mississippi State	L, 1-2
Apr. 17 LSU	W, 10-2
Apr. 20 at Alabama	L, 5-8
Apr. 21 at Alabama	L, 6-11
Apr. 25 at Vanderbilt#	W, 2-0
Apr. 25 at Vanderbilt#	L, 2-5
May 1 Alabama	L, 5-8
May 2 Alabama	W, 10-2
May 8 Mississippi State	L, 1-5
May 9 Mississippi State	W, 6-5

# - Doubleheader (7 innings)

## 1954 (15-7-1)

Illinois Wesleyan	W, 14-2
Illinois Wesleyan	L, 7-8
Tulane	W, 5-4
Tulane	W, 7-1
Alabama	L, 2-3
Greenville AFB	W, 9-3
at Vanderbilt#	W, 16-3
at Vanderbilt#	T, 1-1
at Memphis State*	W, 10-1
at Meridian CSL	W, 4-10
Arkansas State	W, 7-4
Delta State	W, 15-2
at Arkansas State	W, 7-4
Memphis State*	W, 10-3
LSU	W, 10-0
at Mississippi State#	W, 4-2
at Mississippi State#	W, 6-5
at Hazlehurst	W, 12-1
at LSU	L, 3-6
at LSU	L, 0-7

SEC Championship Series

at Georgia	L, 2-3
Georgia	W, 6-5
Georgia	L, 3-5

# - Doubleheader

\* - Known now as Memphis.

## 1955 (16-3)

at Tulane	W, 1-0
at LSU	W, 6-2
at LSU	W, 16-3
Tulane	W, 10-0
Northern Illinois	W, 13-4
Northern Illinois	W, 4-0
Alabama	L, 1-3
Wheaton	W, 7-2
Wheaton	W, 10-1
LSU	W, 9-3
LSU	W, 5-3
Arkansas State	W, 8-1
Arkansas State	W, 11-1
at Alabama	W, 10-5
at Alabama	L, 1-8
Mississippi State	L, 4-5
Mississippi State	W, 4-2
at Mississippi State	W, 9-4
at Mississippi State	W, 10-4

## 1956 (24-10)

Delta State	W, 9-6
Delta State	W, 21-1
Illinois Wesleyan	W, 4-1
Illinois Wesleyan	L, 10-12
LSU# (7)	L, 1-2
LSU#	W, 8-6
LSU	W, 11-0
at Arkansas State	W, 7-0
at Alabama#	L, 7-15
at Alabama# (7)	W, 11-2
at Alabama	L, 13-14
Mississippi State	W, 9-3
Mississippi State	W, 14-2
at Loyola-NO	L, 6-11
at Loyola-NO (10)	W, 5-4
at Tulane# (7)	W, 5-2
at Tulane# (7)	W, 7-1
at Tulane	W, 10-0
Vanderbilt	W, 9-3
Vanderbilt# (7)	W, 7-0
Vanderbilt# (7)	W, 3-0
at Mississippi State	W, 6-2
at Mississippi State	W, 8-5

SEC Championship Series

at Florida	L, 3-8
Florida	L, 1-5

NCAA District III Playoffs  
at Gastonia, N.C.

Tennessee Tech	W, 4-3
Tennessee Tech	W, 3-2
Duke	L, 2-4
Duke	W, 6-2
Duke	W, 7-1 (7)

College World Series

at Omaha, Neb.	W, 13-12
New Hampshire	W, 4-0
Bradley	W, 4-0
Minnesota	L, 5-13
Arizona	L, 3-7

# - Doubleheader

NOTES: The Rebels make their first visit to an NCAA Regional and the College World Series. Ole Miss records its highest finish at the CWS, placing third ... Cecil Burford throws the second no-hitter in school history against Vanderbilt.

## 1957 (16-8)

at Louisiana Tech (10)	W, 5-2
at Louisiana Tech	W, 14-3
at Centenary# (7)	W, 11-1
at Centenary# (7)	W, 3-0
at LSU	L, 1-9
at LSU# (7)	W, 4-0
at LSU# (7)	W, 6-5
Delta State	W, 8-2
Alabama# (7)	L, 0-7
Alabama# (7)	W, 9-6
Delta State	L, 5-6
at Mississippi State	L, 3-6
Illinois State	L, 7-12
Tulane	L, 4-5
Tulane# (7)	W, 1-0
Tulane# (7)	W, 8-4
Loyola-NO# (7)	W, 5-0
Loyola-NO# (7)	L, 2-2
at Vanderbilt	W, 10-1
at Vanderbilt# (7)	W, 15-1
at Vanderbilt# (7)	W, 15-3
Mississippi State (10)	W, 5-4
Mississippi State	L, 3-4

# - Doubleheader

## 1958 (10-11)

Southern Illinois	W, 11-8
Illinois Wesleyan	L, 3-8
Delta State	L, 4-6
Delta State	L, 4-4
Missouri	L, 3-5
Missouri	L, 5-14
Tulane	W, 8-7
Tulane	W, 10-2
at Alabama	W, 14-3
at Alabama	L, 3-4
LSU	W, 5-1
at Tulane	L, 7-9
at Tulane	W, 13-0
at LSU	L, 1-2
at LSU	W, 5-4
Vanderbilt	W, 2-0
Vanderbilt	W, 4-3
Alabama	W, 6-4
Alabama	L, 3-7
at Mississippi State	L, 5-6
at Mississippi State	L, 5-7

## 1959 (18-6)

SEC CHAMPIONS

Vanderbilt	W, 4-3
Illinois Wesleyan -#	W, 7-3
Illinois Wesleyan -# (6)	L, 5-7
Notre Dame	W, 3-2
at SE Louisiana	L, 0-1
at LSU	W, 7-0
at LSU	L, 5-8
at Tulane (12)	L, 4-5
at Tulane	W, 8-1
Delta State# (7)	W, 5-1
Delta State# (7)	W, 11-0
Arkansas State	W, 6-0
Arkansas State	W, 12-1
at Mississippi State	W, 11-1
Tulane	W, 22-2
LSU	W, 7-4
LSU	W, 9-9
at Alabama	L, 2-5
at Alabama	W, 6-3
Alabama	W, 10-0
Mississippi State	W, 4-2
Mississippi State	W, 6-2

SEC Championship Series

Georgia Tech (10)	L, 3-4
at Georgia Tech	W, 8-5
Georgia Tech	W, 11-7

NOTE: Rebels win first-ever SEC title.

## 1960 (22-3)

SEC CHAMPIONS

Delta State	W, 14-5
Delta State	W, 13-4
at SE Louisiana	L, 4-15
at LSU (12)	L, 4-5
at LSU	W, 5-3
Illinois Wesleyan (11)	W, 8-7
Illinois Wesleyan	W, 13-1
LSU	W, 7-0
LSU	W, 13-2
Mississippi State# (7)	W, 8-0
Mississippi State# (7)	W, 14-1
Alabama	W, 3-0
Alabama	W, 10-4
Tulane	W, 13-2
Tulane	W, 13-2
at Alabama	W, 8-2
at Alabama	W, 8-2
at Memphis State*	W, 10-5
at Vanderbilt	W, 10-0
at Vanderbilt	W, 16-0
Memphis State*	W, 6-2
at Mississippi State# (7)	L, 4-18
at Mississippi State# (7)	W, 4-3

SEC Championship Series

at Florida	W, 15-7
Florida	W, 6-1

# - Doubleheader

\* - Known now as Memphis

NOTE: Rebels claim back-to-back SEC titles.

## 1961 (8-8)

Delta State	W, 21-4
at SE Louisiana (10)	L, 3-5 (10)
at Tulane	W, 8-1
at Tulane	W, 13-0
at LSU# (8)	L, 3-4
at LSU# (7)	L, 1-2
Tulane# (7)	W, 9-6
Tulane# (7)	W, 4-2
at Arkansas State	W, 9-3
at Arkansas State	L, 8-9
LSU#	L, 0-4
LSU#	W, 6-1
at Mississippi State#	W, 5-4
at Mississippi State#	L, 2-9
Alabama#	L, 8-9
Alabama#	W, 9-8
at Alabama#	W, 7-5
at Alabama#	W, 1-0
Arkansas State	W, 6-1
Arkansas State	W, 4-2
Memphis State*	W, 12-2
at Memphis State*	L, 11-14
Mississippi State	W, 5-4

# - Doubleheader

\* - Known now as Memphis

## 1962 (15-10)

Nicholls State	W, 2-1
Nicholls State	L, 7-12
Illinois Wesleyan# (7)	W, 6-5
Illinois Wesleyan# (5)	W, 4-0
Delta State (10)	W, 5-4
Delta State	W, 8-1
LSU	L, 2-3
LSU	W, 7-3
Arkansas State	W, 7-3

Arkansas State	W, 13-1
at Tulane# (10)	W, 5-2
at Tulane# (7)	W, 4-0
at LSU	L, 5-12
at LSU	L, 1-7
Memphis State*	W, 9-8
Memphis State*	W, 3-1
Tulane	W, 13-1
Tulane	W, 7-4
at Mississippi State	L, 1-6
at Alabama	L, 1-12
Alabama# (7)	L, 0-6
Alabama# (7)	W, 1-0
Mississippi State	L, 1-4
Mississippi State	L, 0-5

# - Doubleheader

\* - Known now as Memphis

NOTE: Robert Earl Siedell throws the third no-hitter in school history versus Alabama.

## 1963 (19-7)

Illinois Wesleyan# (7)	W, 11-1
Illinois Wesleyan# (7)	W, 2-0
Delta State	W, 8-3
Delta State	W, 10-2
at Tulane	L, 7-9
at Tulane	L, 7-8
at LSU (11)	W, 6-5
at LSU	W, 7-3
at SE Louisiana	W, 9-6
Arkansas State	W, 7-1
at Alabama (14)	W, 8-7
at Alabama	W, 6-3
Tulane	W, 18-5
Tulane	W, 10-4
Mississippi State	W, 5-0
Mississippi State	W, 6-1
LSU# (7)	W, 5-4
LSU# (7)	L, 3-10
at Memphis State*	L, 2-5
Memphis State*	W, 7-3
Alabama	W, 11-5
at Mississippi State	L, 3-5
at Mississippi State (15)	W, 6-5

SEC Championship Series

Auburn	W, 7-6
at Auburn	L, 4-7
at Auburn	L, 2-6

# - Doubleheader

\* - Known now as Memphis

## 1964 (24-7)

SEC CHAMPIONS

Mar. 27 Illinois Wesleyan	W, 5-1
Mar. 28 Illinois Wesleyan	W, 5-1
Mar. 30 at Southern Miss	L, 0-2
Mar. 31 Southern Miss -1	W, 10-2
Apr. 1 at SE Louisiana	L, 9-10
Apr. 2 at SE Louisiana	W, 7-1



# ALL-TIME RESULTS

Memphis State*	L, 2-6
at Southern Miss	L, 6-7
at LSU	W, 6-5
at LSU	L, 5-8
at Tulane	L, 0-7
at Tulane	L, 4-5
Mississippi State	L, 13-17
Mississippi State	L, 6-8
Alabama	W, 5-3
Alabama	L, 4-7
Nicholls State	W, 11-0
Nicholls State	L, 2-5
at Alabama	W, 4-8
at Alabama	W, 11-7
LSU	W, 15-4
LSU	W, 7-5
at Mississippi State	L, 3-9
at Mississippi State	W, 10-7

# - Doubleheader  
\* - Known now as Memphis

## 1966 (18-14)

at Southern Miss	L, 1-6
at Southern Miss	W, 9-2
at Auburn	W, 5-3
at Florida State (10)	L, 8-9
at Florida State	L, 4-9
at Florida State	L, 10-11
at Florida State	L, 3-5
Alabama	W, 5-3
Alabama	W, 4-2
LSU	W, 6-4
LSU (12)	W, 5-4
at Memphis State*	W, 7-4
Memphis State*	L, 7-18
at LSU	L, 7-9
at LSU	W, 5-2
at Tulane	W, 9-3
at Tulane	L, 8-9
at Nicholls State	W, 7-3
Memphis State*	W, 13-1
at Memphis State*	W, 5-2
Delta State#	W, 6-2
Delta State# (7)	L, 8-10
at Mississippi State	W, 2-0
at Mississippi State	L, 1-2
Nicholls State	L, 2-3
Nicholls State	W, 2-1
at Alabama	L, 5-6
at Alabama (10)	L, 4-5
Tulane	W, 5-1
Tulane	W, 9-5
Mississippi State	L, 1-6
Mississippi State	W, 5-0

# - Doubleheader  
\* - Known now as Memphis  
NOTE: Russ Johnson fires the fourth no-hitter in school history against Mississippi State.

## 1967 (15-14)

at Southern Miss	W, 8-0
at Southern Miss	L, 2-3
at Southern Miss	W, 6-0
McNeese State#	L, 0-1
McNeese State#	W, 6-4
Mississippi State#	W, 7-0
Mississippi State#	W, 1-0
Mississippi State	L, 6-9
at Delta State	W, 22-3
at Alabama#	L, 2-3
at Alabama#	W, 4-1
at Alabama	W, 13-4
Delta State	L, 3-7
at LSU#	W, 9-0
at LSU#	L, 3-6
Memphis State*	W, 4-3
at Memphis State*	L, 1-3
Alabama#	L, 0-1
Alabama#	W, 10-3
Alabama	L, 7-9
LSU#	W, 8-4
LSU#	L, 1-4
LSU	W, 6-1
at Mississippi State#	L, 1-2
at Mississippi State#	L, 0-3
at Mississippi State	W, 13-3

SEC West Division Playoff  
LSU W, 6-2  
SEC Championship Series  
Auburn L, 1-2  
at Auburn L, 6-9

# - Doubleheader  
\* - Known now as Memphis

## 1968 (20-12)

Clemson	W, 11-0
Clemson# (7)	W, 6-0
Clemson# (7)	L, 3-5
Kansas State# (7)	W, 8-4
Kansas State# (7)	W, 4-1

Kansas State# (7)	W, 8-3
Kansas State# (7)	W, 5-4
at Mississippi State# (7)	L, 1-2
at Mississippi State# (7)	W, 2-1
at Mississippi State	W, 4-1
vs. SW Louisiana*% (7)	W, 3-0
vs. Louisiana Tech% (7)	W, 4-3
vs. NE Louisiana St.% (7)	W, 6-4
at LSU% (7)	W, 2-0
vs. Nicholls State% (7)	W, 7-2
at Arkansas State	L, 1-2
Arkansas State	L, 6-7
LSU# (7)	W, 5-2
LSU# (7)	W, 5-2
LSU	L, 5-8
at Alabama# (9)	L, 2-3
at Alabama# (7)	W, 5-0
at Alabama	L, 2-3
at LSU# (7)	W, 4-0
at LSU# (7)	L, 0-1
at LSU	L, 1-5
at Delta State	W, 10-7
Alabama# (7)	L, 2-3
Alabama# (7)	L, 4-7
Alabama	W, 9-1
Mississippi State (7)	L, 2-8
Mississippi State (7)	W, 4-1

# - Doubleheader  
% - Baton Rouge Tournament  
\* - Known now as UL-Lafayette  
I - Known now as Louisiana-Monroe

## 1969 (27-15)

### SEC CHAMPIONS

Mar. 17 Delta State	L, 2-6
Mar. 21 Southern Miss	W, 7-4
Mar. 22 Southern Miss	W, 4-3
Mar. 24 Kansas St.# (7)	L, 0-1
Mar. 24 Kansas St.# (7)	W, 9-3
Mar. 25 Kansas St.# (7)	L, 4-11
Mar. 25 Kansas St.# (7)	W, 10-0
Mar. 26 Tennessee	W, 8-5
Mar. 31 vs. Indiana -1	L, 11-13
Apr. 1 vs. Illinois -1	L, 5-8
Apr. 2 vs. Southern Cal -1	L, 6-7
Apr. 2 vs. Brigham Young -1	L, 0-5
Apr. 4 at UC-Riverside -1	W, 13-7
Apr. 4 vs. UCLA -1	L, 2-5
Apr. 5 vs. Delaware -1	W, 5-3
Apr. 7 Mississippi St.# (7)	W, 4-0
Apr. 7 Mississippi St.#	W, 2-1
Apr. 8 Mississippi State	W, 4-3
Apr. 11 at LSU# (7)	W, 7-3
Apr. 11 at LSU# (7)	W, 4-1
Apr. 15 Arkansas State	W, 8-3
Apr. 16 Arkansas State	W, 5-4
Apr. 18 Alabama# (7)	L, 1-4
Apr. 18 Alabama#	W, 12-1
Apr. 25 LSU# (7)	W, 2-0
Apr. 25 LSU#	L, 2-3
Apr. 26 LSU	W, 6-4
Apr. 29 B'ham-Southern	W, 11-1
May 2 at Alabama# (7)	W, 2-1
May 2 at Alabama#	W, 8-0
May 3 at Alabama	W, 3-2
May 9 at Mississippi St.# (7)	L, 0-2
May 9 at Mississippi St.#	L, 5-11
May 10 at Mississippi State	L, 3-10

SEC Championship Playoff  
May 14 Florida W, 8-2  
May 16 at Florida W, 4-1  
NCAA District III Playoffs at Gastonia, N.C.  
May 29 Virginia Tech (11) W, 7-6  
May 30 North Carolina W, 6-5  
May 31 North Carolina W, 5-2

College World Series at Omaha, Neb.  
June 14 New York L, 3-8  
June 15 Southern Illinois W, 8-1  
June 16 Texas L, 1-14

## 1970 (25-8)

Southern Miss	W, 14-1
Nicholls State -1	L, 1-3
Northern Illinois -1	W, 2-1
SE Louisiana -2	L, 1-2
at LSU -2	W, 8-2
NE Louisiana* -3	W, 3-2
Southern University -3	W, 9-3
at Southern Miss	W, 4-1
at Southern Miss	W, 3-2
at Mississippi State#	L, 0-4
at Mississippi State#	W, 4-1
at Mississippi State	L, 1-9

# - Doubleheader  
1 - National Collegiate Tournament, Riverside, Calif.  
NOTE: Ole Miss wins its fourth SEC title and makes its third appearance in the CWS, finishing fifth.

at Memphis State%	W, 11-0
Memphis State%	W, 12-1
LSU#	W, 3-2
LSU#	W, 10-1
LSU	W, 10-5
Southern Illinois	W, 10-5
at Alabama#	W, 6-4
at Alabama#	W, 1-0
at LSU#	L, 0-4
at LSU#	L, 0-9
at LSU	W, 9-3
Memphis State %	W, 10-5
at Memphis State%	W, 15-0
Alabama#	W, 1-0
Alabama#	L, 4-5
Alabama	W, 2-1
at Arkansas State	W, 4-3
at Arkansas State	W, 5-0
Mississippi State#	W, 5-1
Mississippi State#	W, 5-3
Mississippi State	L, 0-3

# - Doubleheader  
\* - Known now as Louisiana-Monroe  
% - Known now as Memphis  
1 - DH with Nicholls State and Northern Illinois in Baton Rouge, La.  
2 - DH with SE Louisiana and LSU in Baton Rouge, La.  
3 - DH with NE Louisiana and Southern in Baton Rouge, La.

## 1971 (16-21)


Memphis State*	W, 5-2
Clemson	L, 5-10
Clemson	W, 12-4
Clemson	W, 8-1
at South Alabama	L, 3-18
at South Alabama	L, 5-10
Illinois Wesleyan	W, 8-0
Southern Illinois -1	W, 14-5
Southern Illinois -1	L, 9-13
at Alabama# (7)	L, 1-8
at Alabama#	W, 4-1
at Alabama	W, 4-3
Missouri-St. Louis#	W, 10-1
Missouri-St. Louis#	L, 4-7
Alabama# (7)	W, 8-2
Alabama#	L, 3-5
Alabama	W, 10-1
at Southern Illinois	L, 4-5
at LSU# (7)	W, 6-1
at LSU#	L, 2-3
at LSU	W, 6-2
South Alabama	L, 3-10
South Alabama	L, 11-12
LSU# (7)	L, 3-10
LSU#	L, 4-9
LSU	W, 7-2
at Delta State	W, 10-4
UT-Chattanooga	L, 4-12
Mississippi State# (10)	L, 12-15
Mississippi State# (11)	L, 5-7
Mississippi State	L, 2-5
Arkansas State	W, 3-1
Arkansas State	L, 1-5
at Mississippi State# (7)	L, 6-7
at Mississippi State#	L, 2-4
at Mississippi State	L, 7-9
Southern Miss	W, 7-0

# - Doubleheader  
\* - Known as Memphis  
1 - at Edwardsville, Ill.

## Jake Gibbs

1972-1990

Record: 485-389-8



## 1972 (28-16)

### SEC CHAMPIONS

Mar. 10 Kansas State# (7)	W, 8-7
Mar. 10 Kansas State# (7)	W, 10-5
Mar. 11 Kansas State# (7)	L, 1-8
Mar. 11 Kansas State# (7)	L, 7-10
Mar. 17 at Southern Miss	W, 9-1
Mar. 18 at Southern Miss (6)	W, 3-2
Mar. 19 at South Alabama#	L, 1-7
Mar. 19 at South Alabama# (7)	L, 0-6

Mar. 20 at South Alabama	L, 4-8
Mar. 24 Southern Miss# (8)	W, 4-3
Mar. 24 Southern Miss# (7)	L, 0-3
Mar. 31 LSU#	W, 2-1
Mar. 31 LSU# (7)	W, 5-2
Apr. 1 LSU	W, 3-2
Apr. 7 Alabama# (7)	W, 7-6
Apr. 7 Alabama# (7)	W, 8-1
Apr. 8 Alabama	L, 1-2
Apr. 14 Mississippi State# (7)	W, 4-2
Apr. 14 Mississippi State# (7)	W, 5-3
Apr. 15 Mississippi State	W, 5-3
Apr. 17 Memphis State*	W, 4-3
Apr. 19 at Memphis State*	L, 8-14
Apr. 21 at Alabama# (7)	W, 3-1
Apr. 21 at Alabama# (7)	W, 5-3
Apr. 22 at Alabama	W, 13-6
Apr. 24 Memphis State*	L, 7-8
Apr. 25 at Memphis State*	L, 7-8
Apr. 28 Mississippi State# (7)	W, 2-1
Apr. 28 Mississippi State# (7)	W, 2-2
Apr. 29 Mississippi State	W, 3-2
May 1 at Delta State	L, 1-4
May 5 at LSU#	L, 3-4
May 5 at LSU# (7)	W, 7-4
May 6 at LSU	L, 3-7

SEC Championship Series  
May 10 at Vanderbilt W, 5-3  
May 13 Vanderbilt L, 5-4  
NCAA District III Playoffs  
Jacksonville W, 9-3  
Virginia L, 3-9  
Florida State W, 8-3  
Virginia W, 9-0  
South Alabama W, 8-4  
South Alabama W, 12-1  
College World Series at Omaha, Neb.  
Southern Cal L, 6-8  
Texas L, 8-9

# - Doubleheader  
\* - Known now as Memphis

NOTES: Rebels win their fifth SEC title and advance to their fourth CWS.

## 1973 (14-12-1)

at William Carey	W, 5-3
at Southern Miss# (7)	L, 3-5
at Southern Miss# (7)	W, 3-1
Louisiana Tech# (7)	L, 0-1
Louisiana Tech# (7)	L, 0-5
Memphis State*	W, 10-4
Clemson# (7)	W, 6-3
Clemson# (5)	L, 4-10
Clemson	W, 10-3
at Alabama# (7)	L, 2-2
at Alabama# (7)	L, 0-3
at Alabama	L, 5-7
Arkansas State# (7)	W, 3-2
Arkansas State# (7)	W, 6-0
Mississippi State# (7)	W, 2-0
Mississippi State# (8)	T, 4-4
at Memphis State	W, 5-3
Delta State	W, 6-3
Alabama# (7)	W, 4-2
Alabama# (7)	L, 1-6
Alabama	L, 2-3
at Mississippi State# (7)	W, 5-0
at Mississippi State# (7)	L, 1-3
at Mississippi State	W, 1-5
LSU (7)	W, 12-8
LSU (7)	W, 15-12
LSU	L, 3-8

# - Doubleheader  
\* - Known now as Memphis

## 1974 (17-15)

Illinois State	W, 1-0
at NE Louisiana*	W, 4-0
at NE Louisiana*	W, 2-1
at Louisiana Tech	W, 1-0
at Louisiana Tech	L, 0-7
Southern Miss	L, 4-9
Southern Miss	L, 2-3
LSU	L, 0-5
LSU	W, 1-0
LSU	W, 9-4
at Memphis State%	L, 1-2
at Memphis State %	W, 7-6
Alabama	L, 3-6
Alabama	L, 6-7
Alabama	L, 0-12
at Union	W, 4-1
Delta State (13)	W, 3-2
at Mississippi State	L, 3-6
at Mississippi State	W, 3-2
at Mississippi State	W, 5-2
Union	W, 16-6
Memphis State%	L, 3-8
Memphis State%	L, 2-3
Mississippi State	W, 4-2
Mississippi State	W, 7-2

Mississippi State	L, 3-8
at Delta State	W, 5-1
at Southern Miss	L, 2-6
at Southern Miss	W, 10-3
at LSU	L, 1-4
at LSU	L, 0-4
at LSU	W, 8-0

\* - Known now as Louisiana-Monroe  
% - Known now as Memphis

## 1975 (25-19-1)

Louisiana Tech	W, 2-1
Illinois State	W, 7-5
Western Illinois	W, 6-3
Union	W, 5-3
Delta State	W, 3-0
Delta State	W, 3-0
Indiana	L, 0-5
Indiana	L, 1-2
NE Louisiana*	W, 5-4
NE Louisiana*	W, 12-1
at Southern Miss	L, 3-7
at Southern Miss	L, 0-4
at Nicholls State	W, 11-7
at LSU	L, 1-5
at LSU	L, 2-3
at LSU	L, 1-8
at LSU	L, 1-2
Arkansas State	W, 5-4
Arkansas State	W, 4-3
at Delta State	W, 10-7
at Alabama	W, 4-1
at Alabama	L, 4-5
at Alabama	L, 4-5
at Alabama	L, 6-8
at Arkansas State	L, 1-2
at Arkansas State	L, 3-5
Mississippi State	W, 8-1
Mississippi State	W, 3-1
Mississippi State	W, 5-4
Nicholls State	T, 2-2
at Memphis State%	L, 5-13
Alabama	W, 5-0
Alabama	L, 1-2
Alabama	W, 7-0
Alabama	W, 8-1
Southern Miss	W, 8-0
Southern Miss	W, 4-2
at Mississippi State	L, 0-2
at Louisiana Tech#	L, 3-4
at Mississippi State	L, 4-5
at Mississippi State	W, 12-4
at Union	W, 2-1
LSU	W, 7-6
LSU	L, 1-2

\* - Known now as Louisiana-Monroe  
% - Known now as Memphis

## 1976 (18-18-1)

at Delta State	L, 8-12
Delta State# (11)	W, 3-2
Delta State# (7)	T, 4-4
at NE Louisiana* # (7)	W, 19-1
at NE Louisiana* # (7)	L, 8-9
at Louisiana Tech	W, 4-3
at Memphis State# (7)	L, 0-1
at Memphis State# (7)	L, 1-8
Auburn# (7)	L, 2-3
Auburn# (7)	L, 4-6
Auburn# (7)	L, 0-1
Arkansas State (8)	W, 11-10
at LSU# (7)	L, 3-5
at LSU# (5)	L, 0-2
at LSU (10)	W, 4-2
Alabama# (7)	L, 1-2
Alabama# (7)	W, 4-1
Alabama	L, 4-7
Memphis State# (7)	W, 5-3
Memphis State# (7)	L, 3-7
Southern Miss# (7)	W, 5-4
Southern Miss# (7)	W, 5-2
at Mississippi State (11)	L, 8-9
at Mississippi State# (7)	L, 4-5
at Mississippi State# (7)	W, 2-1
at Auburn# (7)	W, 3-1
at Auburn# (7)	L, 2-5
at Auburn	W, 9-2
at Alabama# (7)	L, 2-6
at Alabama# (7)	W, 2-1
at Alabama	W, 12-3
LSU# (7)	W, 2-0
LSU# (7)	W, 6-1
LSU (10)	L, 4-5
Mississippi State# (7)	L, 2-4
Mississippi State# (7)	W, 5-4
Mississippi State	W, 9-5



## 1977 (39-19)

### SEC TOURNAMENT CHAMPIONS

Delta State	W, 12-6
Delta State	W, 4-2
Livingston	W, 9-2
Livingston	W, 15-1
at Delta State	W, 5-4
at Delta State	W, 3-2
Indiana State	W, 4-3
Mississippi State	W, 5-3
Mississippi State	L, 3-10
Mississippi State	W, 5-4
Louisiana Tech -1	W, 9-3
at Southern Miss	L, 3-4
at Southern Miss	L, 2-5
at William Carey	W, 11-9
at LSU	L, 5-7
at LSU	W, 4-2
at LSU	W, 4-1
Iowa	L, 10-11
Ohio State	L, 4-6
Ohio State	W, 6-5
Ohio State	W, 12-7
Alabama	W, 11-4
Alabama	L, 0-3
Alabama	W, 6-5
at Auburn	L, 1-3
at Auburn	L, 4-9
at Auburn	W, 14-7
Arkansas State	W, 12-1
Arkansas State	W, 3-0
Memphis State*	W, 4-3
Memphis State*	L, 4-8
Illinois State	W, 2-1
Illinois State	W, 9-0
at Memphis State*	L, 2-6
at Memphis State*	W, 3-2
at Mississippi State	W, 5-3
at Mississippi State	L, 1-3
at Mississippi State	L, 9-14
Southern Miss	L, 5-9
Southern Miss	W, 5-2
LSU	W, 6-1
LSU	W, 5-4
LSU	W, 10-4
Troy State	W, 12-3
at Alabama	W, 6-3
at Alabama	W, 8-4
at Alabama	L, 6-16
Auburn	W, 6-4
Auburn	L, 1-5
Auburn	W, 7-4

### SEC Tournament at Oxford

Vanderbilt	W, 9-7
Florida	L, 4-5
Mississippi State	W, 11-3
Florida	W, 7-6
Florida	W, 7-4

### NCAA Southern Regional at Miami, Fla.

Clemson	L, 7-8
Morehead State	W, 5-2
Miami (Fla.)	L, 2-5

\*- Known now as Memphis  
1- Jackson, Miss.

NOTES: The Rebels host the first-ever SEC Tournament and claim their sixth conference title in school history.

## 1978 (27-21)

Livingston#	W, 4-3
Livingston#	W, 8-1
at Mississippi State#	W, 8-6
at Mississippi State#	L, 3-10
at Mississippi State	L, 4-8
at Delta State#	W, 4-1
at Delta State#	W, 4-2
Arkansas-Little Rock#	W, 7-5
Arkansas-Little Rock#	W, 5-1
LSU#	W, 3-2
LSU#	W, 2-1
LSU	W, 27-7
Middle Tennessee St.#	W, 11-5
Middle Tennessee St.#	L, 4-6
Middle Tennessee St.#	L, 1-4
Middle Tennessee St.#	W, 12-11
Indiana State	W, 8-5
at Alabama#	L, 2-3
at Alabama#	W, 4-3
at Alabama	L, 2-5
Memphis State*	L, 5-8
Memphis State*	L, 5-9
Missouri	L, 2-7
Auburn#	W, 8-3
Auburn#	L, 5-6
Auburn	L, 6-11
at Arkansas State#	L, 1-6
at Arkansas State#	L, 5-7
Tulane	W, 12-0
Tulane	W, 6-5
Southern Miss#	W, 2-1
Southern Miss#	W, 22-1
at Memphis State*	L, 1-4

Mississippi State#	W, 12-2
Mississippi State#	W, 5-4
Mississippi State	W, 8-4
Delta State#	L, 8-10
Delta State#	L, 6-8
at LSU#	L, 2-3
at LSU#	L, 5-6
at LSU	W, 5-4
at Southern Miss#	W, 3-1
at Southern Miss#	W, 6-3
Alabama#	L, 6-8
Alabama#	W, 5-4
Alabama	W, 11-6
at Auburn#	L, 1-3
at Auburn#	L, 0-1

#- Doubleheader  
\*- Known now as Memphis

## 1979 (24-13)

Livingston (10)	W, 6-3
Delta State#	W, 3-2
Delta State#	W, 10-1
LSU#	L, 2-11
LSU#	L, 0-1
Morehead State#	W, 2-1
Morehead State#	W, 7-1
Morehead State	W, 4-3
Indiana State (12)	W, 8-7
Indiana State	L, 5-6
Memphis State#	W, 6-2
Memphis State#	W, 4-0
Tennessee#	W, 6-0
Tennessee#	L, 1-3
Alabama#	W, 8-7
Alabama#	W, 6-4
Alabama	W, 5-1
Illinois Wesleyan	W, 11-1
Illinois Wesleyan	W, 6-3
at Mississippi State#	L, 1-4
at Mississippi State#	L, 0-10
Mississippi State	L, 4-12
Auburn#	W, 5-4
Auburn# (10)	W, 4-3
Auburn	W, 4-2
at Delta State	L, 0-3
at LSU#	W, 6-2
at LSU#	L, 1-3
at LSU	L, 3-8
at Memphis State*#	W, 4-2
at Memphis State*# (8)	W, 3-2
Southern Miss	W, 8-0
at Alabama#	W, 9-8
at Alabama#	L, 4-12
at Alabama	W, 7-5
Mississippi State#	L, 3-5
Mississippi State#	L, 1-5

#- Doubleheader  
\*- Known now as Memphis

## 1980 (24-22)

Livingston#	W, 6-5
Livingston#	W, 8-1
at Tulane	L, 4-7
at New Orleans	L, 11-13
at LSU#	W, 3-1
at LSU#	W, 5-1
at LSU	L, 2-8
Morehead State#	W, 8-2
Morehead State# (9)	L, 3-4
New Orleans -1	L, 1-6
at Louisiana Tech	W, 2-1
Auburn#	W, 4-1
Auburn#	W, 7-3
Auburn	L, 3-4
Arkansas-Little Rock	W, 8-7
Illinois Wesleyan	W, 4-0
Mississippi State#	L, 0-1
Mississippi State#	W, 6-4
Mississippi State	L, 0-5
Delta State#	L, 2-3
Delta State#	L, 2-4
Louisiana Tech#	L, 2-3
Louisiana Tech#	W, 6-1
Alabama# (13)	W, 5-4
Alabama#	L, 6-8
Alabama	W, 5-3
at Memphis State*# (8)	W, 5-4
at Memphis State*#	L, 1-5
at Delta State#	W, 7-5
at Delta State#	L, 1-2
Arkansas State#	W, 3-1
Arkansas State# (8)	W, 5-4
Memphis State*#	L, 0-1
Memphis State*#	W, 3-2
Southern Miss#	W, 4-0
Southern Miss#	W, 8-0
Mississippi State -2	L, 2-9
at Auburn#	L, 4-5
at Auburn#	L, 0-4
at Auburn	W, 5-4
at Mississippi State#	L, 1-3
at Mississippi State#	W, 8-4
at Mississippi State	L, 1-3

SEC Tournament at Gainesville, Fla.	
Florida	W, 3-2
Auburn	L, 4-7
Vanderbilt	L, 0-21

#- Doubleheader  
\*- Known now as Memphis  
1- at Jackson, Miss.  
2- Mayor's Trophy Game at Jackson, Miss.

## 1981 (24-24-1)

Livingston	L, 6-8
Livingston	L, 4-8
Alabama	L, 2-5
Alabama	L, 1-2
Alabama	T, 6-6
at Delta State	L, 4-5
at Delta State	L, 2-10
Morehead State	W, 4-0
Morehead State	L, 1-3
Morehead State	W, 24-6
at UAB	W, 8-3
at Auburn	W, 5-2
at Auburn	W, 7-2
at Auburn	L, 2-16
SE Louisiana	W, 15-7
at New Orleans	W, 9-4
at Tulane	L, 3-11
at Southern Miss	W, 6-3
Notre Dame	W, 11-5
Notre Dame	W, 7-5
Southern Miss	W, 9-3
Mississippi State -1	L, 3-4
Illinois Wesleyan	W, 16-3
LSU	L, 1-2
LSU	W, 4-2
Delta State	W, 4-3
Delta State	W, 4-1
at Memphis State*	W, 9-8
at Mississippi State	L, 4-12
at Mississippi State	L, 3-8
at Mississippi State	L, 1-7
Memphis State*	L, 4-6
Tulane	W, 2-0
at Alabama	L, 6-14
at Alabama	L, 1-9
at Alabama	L, 3-4
New Orleans	W, 12-2
UAB	L, 2-4
Auburn	W, 17-0
Auburn	W, 4-2
Auburn	W, 6-2
Memphis State*	L, 11-12
SE Louisiana	W, 9-4
at LSU	W, 17-3
at LSU	L, 8-11
at LSU	L, 2-6
Mississippi State	L, 6-12
Mississippi State	L, 4-7
Mississippi State	W, 7-4

\*- Known now as Memphis  
1- Mayor's Trophy at Jackson, Miss.

## 1982 (33-19-1)

NE Louisiana*# (7)	W, 5-3
NE Louisiana*# (7)	W, 1-0
Delta State# (7)	L, 3-9
Delta State# (7)	L, 3-9
Arkansas-Little Rock# (7)	W, 9-3
Arkansas-Little Rock# (8)	W, 6-2
at Alabama# (7)	L, 2-6
at Alabama# (7)	L, 6-11
at Auburn# (7)	W, 4-3
at Auburn# (8)	W, 5-4
at Auburn	W, 4-1
Louisiana Tech	W, 2-0
Louisiana Tech	W, 7-6
Memphis State% (7)	L, 1-7
Mississippi State -1	W, 8-5
Southern Illinois	W, 10-7
Western Illinois	W, 8-1
at Memphis State%	L, 6-11
Mississippi College# (7)	W, 3-2
Mississippi College# (7)	W, 11-1
at Arkansas State# (7)	W, 9-6
Mississippi State# (7)	L, 0-3
Mississippi State	W, 7-2
at Delta State	L, 10-11
LSU# (7)	W, 9-2
LSU# (7)	W, 6-2
LSU	W, 4-3
at Oral Roberts	L, 3-4
at Oral Roberts	W, 8-7
at Oral Roberts# (7)	L, 1-9
at Oral Roberts# (7)	W, 4-3
at Arkansas	L, 2-7
Alabama# (8)	L, 2-6
Alabama#	W, 4-2
Alabama	W, 6-5
Auburn# (7)	W, 1-0
Auburn# (8)	T, 3-3
at Arkansas State# (7)	W, 10-2

at Arkansas State# (7)	W, 8-3
at Memphis State%	L, 2-7
Memphis State%	W, 3-2
Southern Miss	L, 0-2
Arkansas State# (7)	W, 5-2
Arkansas State# (8)	L, 4-7
at Mississippi State# (7)	L, 0-1
at Mississippi State# (8)	W, 9-5
at Mississippi State	W, 11-4
at LSU# (7)	L, 3-4
at LSU#	W, 3-0
at LSU	W, 8-0

SEC Tournament at Gainesville, Fla.	
Tennessee	W, 10-4
Florida	L, 7-8
Tennessee	L, 11-12

#- Doubleheader  
\*- Known now as Louisiana-Monroe  
%- Known now as Memphis  
1- Mayor's Trophy, Jackson, Miss.

## 1983 (26-18-1)

Livingston	W, 6-5
East Tennessee State	W, 4-2
at Delta State#	W, 13-8
at Delta State# (6)	T, 4-4
LSU#	L, 2-3
LSU#	L, 2-4
Saint Louis	W, 5-2
Arkansas-Little Rock#	W, 6-4
Arkansas-Little Rock#	L, 3-6
at Auburn#	W, 12-8
at Auburn#	W, 6-5
at Auburn (5)	W, 12-6
Memphis State* (10)	L, 2-4
North Alabama#	W, 7-1
North Alabama#	W, 8-5
at Centenary	L, 4-7
at Louisiana Tech#	W, 6-0
at Louisiana Tech# (8)	L, 6-7
Mississippi State -1	L, 1-9
Alabama#	L, 1-2
Alabama#	L, 2-8
Centenary	W, 2-0
at Mississippi State#	L, 10-27
at Mississippi State#	W, 8-4
at Mississippi State	L, 6-7
at LSU#	W, 5-1
at LSU#	L, 2-10
at LSU	L, 5-11
at Southern Miss	W, 6-4
Mississippi College	W, 1-0
Auburn#	W, 12-4
Auburn#	W, 10-9
Auburn	W, 10-7
Delta State	W, 9-5
Delta State	L, 8-10
Southern Miss -2	W, 20-19
Arkansas State#	W, 19-0
Arkansas State#	W, 5-2
at Memphis State*	W, 9-6
at Alabama#	W, 4-3
at Alabama#	L, 4-5
at Alabama	L, 10-17
Mississippi State#	L, 3-4
Mississippi State# (8)	W, 7-6
Mississippi State	L, 4-17

#- Doubleheader  
\*- Known now as Memphis  
1- Mayor's Trophy, Jackson, Miss.  
2- at Meridian, Miss.

## 1984 (22-24)

Mississippi State#	W, 2-0
Mississippi State#	L, 4-5
Mississippi State	L, 2-3
at Auburn# (8)	L, 5-6
at Auburn#	L, 7-9
at Auburn	W, 10-4
at South Alabama	L, 8-11
at West Florida	W, 8-5
Livingston -1	W, 10-0
Alabama# (10)	L, 2-5
Alabama#	L, 0-3
at Arkansas State# (8)	W, 4-3
at Arkansas State#	W, 8-2
Clemson	L, 4-11
Clemson	L, 2-4
Clemson (11)	L, 1-3
at Mississippi State -2	W, 4-3
LSU#	L, 1-1
LSU#	L, 0-7
LSU	W, 6-5
at Delta State# (10)	L, 5-6
at Delta State#	L, 3-5
Southern Miss	W, 19-7
at Mississippi State#	L, 2-6
at Mississippi State#	L, 5-3
at Mississippi State	W, 6-3
Mississippi College	W, 9-5
Auburn#	L, 5-7
Auburn#	W, 16-5

Auburn	W, 7-5
at Mississippi College	W, 15-7
Delta State# (10)	W, 3-0
Delta State#	W, 6-3
North Alabama#	W, 10-2
North Alabama#	W, 2-0
at Alabama#	L, 0-1
at Alabama# (8)	W, 8-7
at Alabama	L, 2-9
Louisiana Tech#	W, 4-3
Louisiana Tech#	L, 3-4
UAB (10)	W, 9-8
at Memphis State*	L, 3-15
at Memphis State*	W, 11-2
at LSU#	L, 2-4
at LSU#	L, 2-7
at LSU	L, 7-9

#- Doubleheader  
\*- Known now as Memphis  
1- Meridian, Miss.  
2- Mayor's Trophy, Jackson, Miss.

## 1985 (20-28)

Christian Brothers	W, 11-2
Livingston (12)	L, 4-5
Livingston	W, 15-0
Union	W, 17-13
at LSU#	L, 2-6
at LSU#	L, 2-14
at LSU	L, 6-13
at Delta State (12)	L, 4-5
Delta State	W, 6-2
Morehead State	W, 5-0
Morehead State	W, 6-1
Memphis State* (12)	L, 2-5
Alabama# (9)	L, 6-11
Alabama#	W, 7-5
South Alabama	W, 10-7
at Auburn#	L, 2-11
at Auburn#	L, 5-7
at Auburn	L, 6-14
at Mississippi College	W, 17-9
Mississippi State#	L, 0-4
Mississippi State#	L, 2-10
Mississippi State	W, 12-7
Mississippi College	W, 16-7
Arkansas State	W, 3-0
NE Louisiana%	W, 3-2
LSU#	L, 8-10
LSU#	L, 0-6
LSU	L, 2-7
Rhodes College	W, 6-2
Southern Miss	W, 6-4
at Memphis State*	L, 3-11
at Vanderbilt	L, 2-8
at Vanderbilt	L, 2-16
Delta State	W, 10-7
at Delta State	L, 4-9
at UAB	L, 2-8
at Alabama#	W, 4-2
at Alabama#	L, 6-8
at Alabama	L, 7-10
Mississippi State -1	L, 2-5
Memphis State*	L, 0-10
Tulane	W, 16-6
Auburn#	W, 10-6
Auburn#	W, 6-5
at Mississippi State#	L, 5-6
at Mississippi State#	L, 1-4
at Mississippi State	L, 3-4

#- Doubleheader  
\*- Known now as Memphis  
%- Known now as Louisiana-Monroe  
1- Mayor's Trophy, Jackson, Miss.

## 1986 (38-17)

Christian Brothers#	W, 7-0



# ALL-TIME RESULTS

Mississippi State#	W, 12-3
Mississippi State	L, 2-3
Delta State#	W, 6-1
Delta State#	W, 7-1
at LSU#	L, 6-9
at LSU#	W, 6-3
at LSU	L, 1-10
Arkansas State#	W, 4-3
Arkansas State#	W, 6-4
Memphis State*	W, 5-4
Florida#	W, 4-3
Florida#	W, 5-4
Florida	L, 7-11
Louisiana Tech# (9)	W, 13-12
Louisiana Tech#	W, 7-2
Mississippi State -2	L, 5-8
at Kentucky#	W, 11-9
at Kentucky#	W, 10-3
at Kentucky	W, 5-4
UAB (13)	W, 2-1
Rhodes College	W, 24-3
Alabama#	L, 3-6
Alabama#	L, 1-3
Alabama	L, 1-18
at Memphis State*	W, 4-3
at Memphis State*	L, 2-10
Tennessee# (8)	W, 5-4
Tennessee#	L, 5-13
Tennessee	W, 6-1

#- Doubleheader  
\*- Known now as Memphis  
1- Jackson, Miss.  
2- Mayor's Trophy, Jackson, Miss.

## 1987 (25-25-1)

Union#	W, 2-0
Union#	W, 4-3
at Delta State	W, 8-3
at Memphis State*	L, 7-9
Auburn#	L, 6-8
Auburn#	L, 1-2
Auburn	W, 10-2
at NE Louisiana%	T, 6-6
at Louisiana Tech	W, 9-2
at Tulane	L, 4-5
at Vanderbilt#	W, 5-3
at Vanderbilt#	L, 3-4
at Vanderbilt	L, 7-8
Illinois	W, 2-1
Illinois	W, 7-0
Missouri#	W, 3-2
Missouri#	W, 11-1
Missouri	L, 5-6
at Middle Tennessee State#	L, 4-11
at Middle Tennessee State#	L, 1-11
Arkansas State	W, 8-7
Georgia#	L, 0-7
Georgia#	W, 10-3
Georgia	W, 5-4
Delta State	W, 6-5
Memphis State*	W, 2-1
at Mississippi State#	L, 5-11
at Mississippi State#	L, 0-8
at Mississippi State	L, 5-6
Middle Tennessee State#	L, 2-9
Middle Tennessee State#	L, 5-6
UAB	W, 13-3
LSU#	W, 4-0
LSU#	W, 6-5
LSU	L, 3-6
at Florida	L, 1-9 (7)
at Florida	L, 5-6
at Florida	W, 10-8
at UAB	L, 7-8
Memphis State*	W, 7-6
Mississippi State -1	W, 6-4
Kentucky#	W, 6-5
Kentucky#	W, 7-3
Kentucky	L, 8-14
NE Louisiana%	L, 12-14
at Alabama#	W, 5-2
at Alabama#	L, 1-4
at Alabama	L, 1-2
Tennessee#	L, 7-10
Tennessee#	L, 7-9
Tennessee	W, 8-5

#- Doubleheader  
\*- Known now as Memphis  
1- Jackson, Miss.  
2- Mayor's Trophy, Jackson, Miss.

## 1988 (24-29)

Feb. 20 Navy -1	W, 6-0
Feb. 21 Navy	W, 8-4
Feb. 27 Nicholls State	W, 8-5
Feb. 28 Nicholls State	L, 3-15
Feb. 29 Union#	L, 12-14
Feb. 29 Union#	W, 2-1
Mar. 1 at Delta State	W, 11-8
Mar. 5 Mississippi State#	W, 2-1
Mar. 5 Mississippi State#	L, 2-6
Mar. 6 Mississippi State#	L, 1-6
Mar. 10 Morehead State#	W, 5-3
Mar. 10 Morehead State#	W, 6-4
Mar. 12 at Auburn#	L, 0-5
Mar. 12 at Auburn# (11)	L, 0-1
Mar. 13 at Auburn	L, 1-14
Mar. 15 Tulane -2	W, 17-5
Mar. 16 at NE Louisiana*	W, 10-1
Mar. 17 at Mississippi Coll.	W, 14-11
Mar. 19 Vanderbilt#	W, 4-2
Mar. 19 Vanderbilt#	L, 4-5
Mar. 20 Vanderbilt	L, 7-8
Mar. 22 at Arkansas State	L, 5-6
Mar. 23 Henderson State	W, 4-1
Mar. 26 at Memphis State%	W, 13-9
Mar. 27 at Memphis State%	L, 1-7
Mar. 29 at UAB	L, 3-12
Apr. 2 at Georgia#	L, 8-9
Apr. 2 at Georgia#	L, 5-7
Apr. 3 at Georgia	W, 3-2
Apr. 5 Livingston	W, 5-2
Apr. 6 Mississippi College	W, 7-6
Apr. 9 at LSU#	L, 4-5
Apr. 9 at LSU#	L, 2-11
Apr. 10 at LSU (10)	L, 13-15
Apr. 12 Arkansas State	L, 11-13
Apr. 13 Memphis State%	L, 15-16
Apr. 16 Florida#	L, 5-9
Apr. 16 Florida#	L, 1-4
Apr. 17 Florida	L, 2-4
Apr. 19 Delta State	L, 10-16
Apr. 20 NE Louisiana*	W, 4-0
Apr. 22 at Kentucky#	L, 5-9
Apr. 22 at Kentucky#	L, 6-7
Apr. 23 at Kentucky	L, 4-9
Apr. 26 UAB	W, 8-4
Apr. 27 Memphis State%	W, 9-1
Apr. 28 Mississippi State -2	L, 4-7
Apr. 30 Alabama#	W, 4-1
Apr. 30 Alabama#	L, 2-12
May 1 Alabama	L, 6-11
May 7 at Tennessee#	W, 4-2
May 7 at Tennessee#	W, 4-3
May 8 at Tennessee	L, 4-5

#- Doubleheader  
\*- Known now as Memphis  
% - Known now as Louisiana-Monroe  
1- Mayor's Trophy, Jackson, Miss.

## 1989 (34-21-1)

#- Doubleheader  
%- Known now as Memphis  
1- at Millington, Tenn.  
2- Mayor's Trophy, Jackson, Miss.

Feb. 19 Cumberland	W, 4-1
Feb. 20 Cumberland	W, 4-1
Feb. 25 Union#	W, 2-0
Feb. 25 Union#	W, 5-4
Feb. 26 at Nicholls State	L, 7-19
Feb. 27 at Tulane	L, 8-11
Mar. 1 Mississippi College	W, 4-2
Mar. 4 at Mississippi State	W, 8-7
Mar. 7 Illinois College	W, 7-0
Mar. 8 at Delta State	W, 5-3
Mar. 9 Illinois College#	W, 2-1
Mar. 9 Illinois College#	W, 28-0
Mar. 11 Auburn#	L, 5-8
Mar. 11 Auburn#	W, 4-2
Mar. 12 Auburn	L, 4-7
Mar. 14 Morehead State#	W, 15-11
Mar. 15 Morehead State#	W, 4-3
Mar. 15 Morehead State#	L, 4-5
Mar. 16 Morehead State	W, 9-3
Mar. 18 at Vanderbilt	L, 8-9
Mar. 18 at Vanderbilt#	L, 1-3
Mar. 19 at Vanderbilt#	T, 9-9
Mar. 22 at Memphis State*	W, 6-5
Mar. 24 Louisiana Tech	L, 3-9
Mar. 25 Memphis State*	W, 10-7
Mar. 28 Mississippi St. -1 (12)	W, 4-3
Mar. 30 Livingston	W, 7-4
Apr. 1 Georgia#	L, 0-7
Apr. 1 Georgia#	L, 2-7
Apr. 2 Georgia	L, 4-12
Apr. 4 Rhodes College	W, 9-0
Apr. 5 at Arkansas State	W, 13-4
Apr. 6 UAB	W, 5-3
Apr. 8 LSU#	L, 5-11
Apr. 8 LSU#	L, 1-4
Apr. 9 LSU	W, 2-1
Apr. 11 at UAB	L, 5-7
Apr. 12 NE Louisiana%	L, 5-10
Apr. 15 at Florida#	L, 8-9
Apr. 15 at Florida#	W, 12-11
Apr. 16 at Florida	L, 7-8
Apr. 18 Memphis State*	W, 4-3
Apr. 19 at Arkansas State	W, 6-2
Apr. 22 Kentucky	W, 4-3
Apr. 23 Kentucky	L, 5-9
Apr. 24 Kentucky	W, 6-4
Apr. 25 Arkansas State	W, 5-3
Apr. 26 Mississippi College	W, 18-1
Apr. 27 Delta State	W, 8-4
Apr. 29 at Alabama#	L, 1-11
Apr. 29 at Alabama#	L, 3-7
Apr. 30 at Alabama	L, 3-4
May 6 Tennessee#	W, 11-4
May 6 Tennessee#	W, 10-2
May 7 Tennessee	W, 5-0

#- Doubleheader  
\*- Known now as Memphis  
% - Known now as Louisiana-Monroe  
1- Mayor's Trophy, Jackson, Miss.

#- Doubleheader  
\*- Known now as Memphis  
% - Known now as Louisiana-Monroe  
1- Mayor's Trophy, Jackson, Miss.  
  
NOTE: First year in Oxford-University Stadium/  
Swayze Field.

## 1990 (23-29)

Feb. 16 Tulane -1	W, 11-5
Feb. 17 LSU -1	L, 5-7
Feb. 18 New Orleans -1	L, 7-10
Feb. 24 at South Alabama	L, 2-8
Feb. 25 at South Alabama (12)	L, 5-6
Feb. 27 Cumberland	W, 11-4
Mar. 3 Middle Tenn. State	L, 0-1
Mar. 4 Middle Tenn. State	L, 8-10
Mar. 5 Union	W, 10-2
Mar. 6 North Alabama	W, 6-4
Mar. 7 South Alabama (6.5)	W, 6-2
Mar. 10 Evansville	W, 6-1
Mar. 11 Evansville	L, 0-3
Mar. 13 at Louisiana Tech	L, 0-1
Mar. 14 at NE Louisiana*	L, 2-7
Mar. 17 at Auburn#	W, 3-2
Mar. 17 at Auburn#	W, 9-3 (7)
Mar. 18 at Auburn	L, 2-4
Mar. 20 at Arkansas State	W, 9-3
Mar. 21 Illinois Wesleyan	W, 8-3
Mar. 24 at LSU#	L, 7-10
Mar. 24 at LSU# (7)	L, 2-10
Mar. 25 at LSU	L, 0-6
Mar. 27 St. Olaf College	W, 7-4
Mar. 31 Florida#	W, 4-2
Mar. 31 Florida# (7)	L, 1-5
Apr. 1 Florida	W, 6-3
Apr. 3 Mississippi St. -2	L, 1-4
Apr. 4 Arkansas State	W, 13-7
Apr. 7 Alabama#	L, 0-2
Apr. 8 Alabama# (7)	L, 0-10
Apr. 8 Alabama#	W, 6-1
Apr. 9 Jackson Mets (Exh.)	W, 10-0
Apr. 11 Southern Miss (15)	W, 3-2
Apr. 14 at Kentucky	L, 4-5
Apr. 15 at Kentucky#	L, 2-10
Apr. 15 at Kentucky# (7)	W, 9-2
Apr. 17 UAB	W, 9-8
Apr. 18 Delta State (10)	L, 4-8
Apr. 21 at Tennessee#	W, 15-4
Apr. 21 at Tennessee# (7)	W, 6-3
Apr. 22 at Tennessee	L, 1-7
Apr. 25 at Middle Tenn. St.	L, 4-6
Apr. 28 Vanderbilt#	L, 5-6
Apr. 28 Vanderbilt# (7)	L, 0-2
Apr. 29 Vanderbilt	W, 6-3
May 1 at Southern Miss	L, 1-7
May 5 at Georgia#	L, 1-6
May 5 at Georgia#	W, 7-2
May 6 at Georgia	L, 4-15
May 10 Memphis State%	W, 8-2
May 13 Mississippi State#	L, 0-17
May 13 Mississippi State#	L, 0-9

#- Doubleheader  
\*- Known now as Louisiana-Monroe  
% - Known now as Memphis  
1-Louisiana Busch Challenge IV, New Orleans, La.  
2- Mayor's Trophy, Jackson, Miss.

Feb. 19 Cumberland	W, 4-1
Feb. 20 Cumberland	W, 4-1
Feb. 25 Union#	W, 2-0
Feb. 25 Union#	W, 5-4
Feb. 26 at Nicholls State	L, 7-19
Feb. 27 at Tulane	L, 8-11
Mar. 1 Mississippi College	W, 4-2
Mar. 4 at Mississippi State	W, 8-7
Mar. 7 Illinois College	W, 7-0
Mar. 8 at Delta State	W, 5-3
Mar. 9 Illinois College#	W, 2-1
Mar. 9 Illinois College#	W, 28-0
Mar. 11 Auburn#	L, 5-8
Mar. 11 Auburn#	W, 4-2
Mar. 12 Auburn	L, 4-7
Mar. 14 Morehead State#	W, 15-11
Mar. 15 Morehead State#	W, 4-3
Mar. 15 Morehead State#	L, 4-5
Mar. 16 Morehead State	W, 9-3
Mar. 18 at Vanderbilt	L, 8-9
Mar. 18 at Vanderbilt#	L, 1-3
Mar. 19 at Vanderbilt#	T, 9-9
Mar. 22 at Memphis State*	W, 6-5
Mar. 24 Louisiana Tech	L, 3-9
Mar. 25 Memphis State*	W, 10-7
Mar. 28 Mississippi St. -1 (12)	W, 4-3
Mar. 30 Livingston	W, 7-4
Apr. 1 Georgia#	L, 0-7
Apr. 1 Georgia#	L, 2-7
Apr. 2 Georgia	L, 4-12
Apr. 4 Rhodes College	W, 9-0
Apr. 5 at Arkansas State	W, 13-4
Apr. 6 UAB	W, 5-3
Apr. 8 LSU#	L, 5-11
Apr. 8 LSU#	L, 1-4
Apr. 9 LSU	W, 2-1
Apr. 11 at UAB	L, 5-7
Apr. 12 NE Louisiana%	L, 5-10
Apr. 15 at Florida#	L, 8-9
Apr. 15 at Florida#	W, 12-11
Apr. 16 at Florida	L, 7-8
Apr. 18 Memphis State*	W, 4-3
Apr. 19 at Arkansas State	W, 6-2
Apr. 22 Kentucky	W, 4-3
Apr. 23 Kentucky	L, 5-9
Apr. 24 Kentucky	W, 6-4
Apr. 25 Arkansas State	W, 5-3
Apr. 26 Mississippi College	W, 18-1
Apr. 27 Delta State	W, 8-4
Apr. 29 at Alabama#	L, 1-11
Apr. 29 at Alabama#	L, 3-7
Apr. 30 at Alabama	L, 3-4
May 6 Tennessee#	W, 11-4
May 6 Tennessee#	W, 10-2
May 7 Tennessee	W, 5-0

#- Doubleheader  
\*- Known now as Louisiana-Monroe  
% - Known now as Memphis  
1-Louisiana Busch Challenge IV, New Orleans, La.  
2- Mayor's Trophy, Jackson, Miss.



## 1991 (31-24)

Feb. 20 Nicholls State	W, 8-2
Feb. 23 B'ham Southern	W, 12-4
Feb. 24 Samford	L, 0-2
Feb. 26 Cumberland	W, 5-2
Feb. 27 Union	W, 17-2
Feb. 28 North Alabama	L, 6-8
Mar. 2 Troy State# (7)	W, 16-3
Mar. 2 Troy State# (7)	W, 12-2
Mar. 3 Louisville	W, 21-1
Mar. 5 Middle Tennessee St.	W, 3-5
Mar. 6 Middle Tennessee St.	W, 13-5
Mar. 7 Arkansas-Little Rock	L, 5-10
Mar. 9 at NE Louisiana*	W, 2-1
Mar. 10 Livingston	L, 0-2
Mar. 13 NE Louisiana*	L, 2-7
Mar. 14 Harding	W, 5-3

#- Doubleheader  
\*- Known now as Louisiana-Monroe  
% - Known now as Memphis

Mar. 16 Auburn#	W, 6-3
Mar. 16 Auburn# (7)	L, 2-3
Mar. 17 Auburn	L, 4-8
Mar. 19 Mississippi St. -1 (10)	W, 5-4
Mar. 20 Murray State	W, 5-4
Mar. 21 Belhaven	W, 24-4
Mar. 23 LSU#	L, 0-4
Mar. 23 LSU# (7)	L, 2-3
Mar. 24 LSU	L, 3-7
Mar. 26 at UAB	W, 12-11
Mar. 27 SW Missouri State	L, 4-8
Mar. 30 at Florida#	L, 5-12
Mar. 30 at Florida# (7)	L, 4-5
Mar. 31 at Florida	L, 2-7
Apr. 2 at Memphis St.	W, 10-3
Apr. 3 Memphis State%	W, 9-3
Apr. 6 at Alabama#	L, 3-4
Apr. 6 at Alabama# (7)	L, 1-10
Apr. 7 at Alabama	L, 3-4
Apr. 10 at Southern Miss.	W, 4-2
Apr. 13 Kentucky#	W, 9-0
Apr. 13 Kentucky# (7)	W, 4-3
Apr. 16 UAB	L, 2-3
Apr. 17 Louisiana Tech	W, 6-5
Apr. 20 Tennessee#	W, 7-3
Apr. 20 Tennessee# (7)	W, 2-1
Apr. 21 Tennessee	L, 3-5
Apr. 23 Southern Miss.	L, 6-11
Apr. 24 Mississippi College	W, 4-1
Apr. 25 at Middle Tenn. St.	L, 18-19
Apr. 27 at Vanderbilt#	W, 10-3
Apr. 27 at Vanderbilt# (7)	W, 12-4
Apr. 28 at Vanderbilt	L, 3-8
Apr. 30 Arkansas State# (7)	W, 8-1
Apr. 30 Arkansas State# (7)	W, 4-2
May 4 Georgia#	W, 7-3
May 4 Georgia# (7)	L, 0-1
May 5 Georgia	W, 5-3
May 11 at Mississippi State	L, 3-5

#- Doubleheader  
\*- Known now as Louisiana-Monroe  
% - Known now as Memphis  
1-Mayor's Trophy, Jackson, Miss.

## 1992 (29-26)

Feb. 21 Minnesota	W, 6-2
Feb. 22 Minnesota	L, 5-8
Feb. 23 Minnesota	L, 0-5
Feb. 26 NE Louisiana	W, 2-1
Feb. 27 North Alabama	W, 7-6
Feb. 29 Southern Illinois	W, 16-0
Mar. 1 Southern Illinois	W, 12-1
Mar. 4 at Delta State	W, 9-1
Mar. 6 Middle Tenn. State	W, 7-1
Mar. 7 Middle Tenn. State	L, 1-11
Mar. 8 Samford	W, 12-1
Mar. 10 at Houston	W, 12-3
Mar. 11 at Lamar	L, 7-8
Mar. 12 at Texas Southern	W, 10-3
Mar. 13 Oklahoma -1	W, 11-8
Mar. 14 at Rice	W, 5-3
Mar. 17 Louisville	W, 11-6
Mar. 18 Louisville	L, 3-7
Mar. 19 Louisville	W, 14-4
Mar. 21 at Vanderbilt#	W, 13-3
Mar. 21 at Vanderbilt#	L, 3-4
Mar. 24 Tennessee-Martin	W, 5-0
Mar. 25 SW Missouri State	L, 1-3
Mar. 28 Florida#	L, 4-5
Mar. 28 Florida#	L, 3-7
Mar. 29 Florida	W, 10-9
Mar. 31 Mississippi State-2	L, 3-4
Apr. 1 at NE Louisiana	L, 5-9
Apr. 4 Tennessee#	W, 7-1
Apr. 4 Tennessee#	L, 6-8
Apr. 5 Tennessee	L, 2-8
Apr. 7 Murray State	W, 7-0
Apr. 8 at Memphis State%	L, 7-8
Apr. 11 at LSU#	L, 3-10
Apr. 11 at LSU#	L, 3-5
Apr. 12 at LSU	W, 5-3
Apr. 14 at Southern Miss.	L, 4-6
Apr. 15 at Southern Miss.	W, 3-0
Apr. 18 Alabama#	W, 6-1
Apr. 18 Alabama#	L, 2-6
Apr. 19 Alabama	W, 7-2
Apr. 21 Delta State	L, 6-9
Apr. 22 Southern Miss.	W, 25-5
Apr. 25 Auburn#	L, 7-8
Apr. 25 Auburn#	W, 1-0
Apr. 26 Auburn	W, 15-5
Apr. 28 Arkansas State	W, 4-3
Apr. 29 Memphis State%	W, 5-1
May 2 at Mississippi State#	L, 3-4
May 3 at Mississippi State#	



Apr. 22	Alabama	.....	L, 2-3
Apr. 23	Alabama	.....	W, 6-5
Apr. 24	Alabama	.....	W, 18-6
Apr. 25	at Mississippi Coll.	.....	W, 15-4
Apr. 26	Delta State	.....	L, 5-6
Apr. 27	at Memphis	.....	W, 7-6
Apr. 29	Auburn	.....	W, 2-0
Apr. 30	Auburn	.....	W, 8-3
May 1	Auburn	.....	L, 3-5
May 3	William Carey	.....	L, 2-4
May 4	Memphis	.....	L, 8-13
May 6	at Mississippi State	.....	L, 1-2
May 7	at Mississippi State	.....	L, 8-17
May 8	at Mississippi State	.....	W, 5-4
May 13	at Arkansas	.....	W, 12-6
May 14	at Arkansas	.....	W, 7-2
May 16	at Arkansas	.....	L, 5-8
SEC Western Division Tournament at Oxford, Miss.			
May 19	Mississippi State	.....	L, 1-4
May 20	Alabama	.....	W, 5-4
May 21	Mississippi State	.....	L, 2-10

1- Mayor's Trophy, Jackson, Miss.

## 1995 (40-22)

Feb. 17	Tennessee-Martin	.....	W, 5-0
Feb. 18	Tennessee-Martin	.....	W, 13-0
Feb. 19	Tennessee-Martin	.....	W, 6-1
Feb. 21	Freed-Hardeman	.....	W, 2-1
Feb. 22	at Delta State	.....	W, 6-4
Feb. 25	Southern Illinois	.....	W, 11-2
Feb. 26	Southern Illinois	.....	W, 8-0
Feb. 28	Middle Tennessee St.	.....	L, 2-3
Mar. 1	at Arkansas State	.....	L, 5-9
Mar. 5	Oklahoma	.....	L, 5-6
Mar. 8	Murray State	.....	W, 9-2
Mar. 10	Troy State	.....	W, 5-4
Mar. 11	at NE Louisiana*	.....	L, 6-12
Mar. 12	at NE Louisiana*	.....	L, 1-6
Mar. 13	Texas Christian	.....	W, 9-4
Mar. 14	Texas Christian	.....	W, 10-1
Mar. 17	at Austin Peay	.....	W, 13-5
Mar. 18	Eastern Kentucky	.....	W, 10-3
Mar. 19	Eastern Kentucky	.....	W, 9-1
Mar. 20	at Jackson State	.....	W, 10-6
Mar. 21	Samford	.....	W, 9-5
Mar. 22	Mississippi College	.....	W, 11-1
Mar. 24	at Kentucky	.....	W, 5-0
Mar. 25	at Kentucky	.....	L, 9-15
Mar. 26	at Kentucky (11)	.....	W, 14-12
Mar. 29	Mississippi State-1	.....	W, 5-4
Mar. 31	at South Carolina	.....	W, 5-1
Apr. 1	at South Carolina	.....	L, 5-6
Apr. 2	at South Carolina	.....	W, 20-3
Apr. 4	NE Louisiana*	.....	W, 8-4
Apr. 7	Georgia (12)	.....	L, 2-3
Apr. 8	Georgia	.....	W, 7-4
Apr. 9	Georgia	.....	W, 13-10
Apr. 11	at Southern Miss.	.....	L, 4-6
Apr. 12	Delta State	.....	W, 7-4
Apr. 14	LSU	.....	W, 6-0
Apr. 15	LSU	.....	L, 1-2
Apr. 16	LSU	.....	W, 6-2
Apr. 18	Southern Miss.	.....	W, 3-1
Apr. 19	Southern Miss.	.....	L, 3-5
Apr. 21	at Alabama	.....	L, 4-5
Apr. 22	at Alabama	.....	W, 10-2
Apr. 23	at Alabama	.....	W, 8-5
Apr. 26	Memphis	.....	L, 4-6
Apr. 28	at Auburn	.....	W, 11-5
Apr. 29	at Auburn	.....	L, 2-4
Apr. 30	at Auburn	.....	L, 1-3
May 2	Arkansas State	.....	W, 14-7
May 3	at Memphis	.....	W, 5-2
May 5	Mississippi State	.....	L, 3-11
May 6	Mississippi State	.....	L, 1-2
May 7	Mississippi State	.....	W, 9-0
May 12	Arkansas	.....	W, 3-1
May 13	Arkansas	.....	W, 11-2
May 14	Arkansas	.....	L, 4-5
SEC Western Division Tournament at Starkville, Miss.			
May 18	Arkansas	.....	L, 2-5
May 19	Auburn	.....	L, 3-10
NCAA Atlantic Regional at Tallahassee, Fla.			
May 25	Old Dominion	.....	L, 3-5
May 26	Troy State	.....	W, 8-5
May 27	Central Florida	.....	W, 10-4
May 27	Old Dominion	.....	W, 5-4
May 28	Florida State	.....	L, 1-13

\*-Known now as Louisiana-Monroe

NOTE: Ole Miss returns to NCAA Regional action for the first time since 1977, and for the first time under Head Coach Don Kessinger ... The Rebels finish second in the regional, hosted by Florida State.

## 1996 (24-30)

Feb. 17	Eastern Kentucky	.....	W, 10-1
Feb. 18	Eastern Kentucky#	.....	W, 8-1
Feb. 18	Eastern Kentucky#	.....	W, 9-3

Feb. 20	NE Louisiana*	.....	W, 7-2
Feb. 21	NE Louisiana*	.....	L, 0-1
Feb. 23	vs. Tulane -1	.....	W, 13-3
Feb. 24	vs. LSU -1	.....	L, 7-9
Feb. 25	vs. New Orleans -1	.....	W, 12-10
Feb. 27	Murray State	.....	L, 4-12
Mar. 2	Northwestern#	.....	W, 7-6
Mar. 2	Northwestern#	.....	W, 4-1
Mar. 3	Northwestern#	.....	W, 4-2
Mar. 10	at Kentucky	.....	L, 1-2
Mar. 11	at Kentucky#	.....	L, 3-5
Mar. 11	at Kentucky#	.....	L, 0-8
Mar. 12	at UAB	.....	W, 11-1
Mar. 13	SE Missouri State	.....	W, 7-6
Mar. 15	South Carolina	.....	L, 1-17
Mar. 16	South Carolina	.....	L, 11-17
Mar. 17	South Carolina	.....	L, 12-22
Mar. 22	Vanderbilt	.....	W, 4-1
Mar. 23	Vanderbilt	.....	L, 6-8
Mar. 24	Vanderbilt	.....	L, 2-6
Mar. 25	Memphis	.....	W, 9-4
Mar. 29	at Florida	.....	L, 1-2
Mar. 31	at Florida#	.....	L, 0-7
Mar. 31	at Florida#	.....	L, 1-4
Apr. 2	at Arkansas State	.....	W, 6-5
Apr. 5	at Tennessee	.....	L, 3-4
Apr. 6	at Tennessee	.....	L, 3-10
Apr. 7	at Tennessee	.....	L, 1-6
Apr. 9	Southern Miss	.....	W, 3-2
Apr. 10	Southern Miss	.....	W, 7-3
Apr. 12	LSU	.....	L, 5-6
Apr. 13	LSU	.....	L, 1-10
Apr. 14	LSU	.....	L, 2-9
Apr. 16	at Southern Miss	.....	L, 11-3
Apr. 17	at Southern Miss	.....	L, 1-2
Apr. 19	at Alabama	.....	W, 3-1
Apr. 20	at Alabama	.....	W, 8-3
Apr. 21	at Alabama	.....	L, 5-9
Apr. 23	Arkansas State	.....	W, 3-2
Apr. 24	Austin Peay	.....	L, 2-6
Apr. 26	Auburn	.....	L, 4-15
Apr. 27	Auburn	.....	W, 6-0
Apr. 28	Auburn	.....	L, 5-10
Apr. 29	Mississippi St.-2	.....	L, 4-8
May 1	at Memphis	.....	L, 8-9
May 3	at Mississippi State	.....	W, 8-7
May 4	at Mississippi State	.....	W, 3-2
May 5	at Mississippi State	.....	L, 6-9
May 10	Arkansas	.....	L, 4-18
May 11	Arkansas	.....	W, 3-2
May 12	Arkansas	.....	L, 3-8

1-Winn-Dixie Showdown, New Orleans, La.

2- Mayor's Trophy, Jackson, Miss.

\*-Known now as Louisiana-Monroe

## Pat Harrison

1997-2000

Record: 116-107



## 1997 (22-31)

Feb. 14	Eastern Kentucky	.....	W, 13-3
Feb. 15	Eastern Kentucky	.....	W, 10-2
Feb. 16	Eastern Kentucky	.....	L, 2-4
Feb. 18	Arkansas-Little Rock	.....	W, 9-5
Feb. 19	Arkansas-Little Rock	.....	W, 13-0
Feb. 21	vs. Southern Calif. -1	.....	L, 2-18
Feb. 22	at Long Beach St.-1	.....	W, 5-4
Feb. 23	vs. Notre Dame -1	.....	W, 11-5
Feb. 25	Austin Peay	.....	W, 12-5
Feb. 26	Murray State	.....	L, 4-6
Feb. 28	Iowa	.....	W, 13-1
Mar. 1	Iowa	.....	W, 11-6
Mar. 4	Arkansas State	.....	W, 9-8
Mar. 7	Kentucky	.....	L, 0-1
Mar. 8	Kentucky	.....	W, 8-2
Mar. 9	Kentucky	.....	W, 10-4
Mar. 11	Evansville	.....	W, 6-5
Mar. 12	Evansville	.....	W, 14-5
Mar. 14	at South Carolina	.....	L, 2-10
Mar. 15	at South Carolina	.....	L, 6-13
Mar. 16	at South Carolina	.....	L, 4-16
Mar. 21	at Vanderbilt	.....	L, 5-15
Mar. 22	at Vanderbilt	.....	L, 6-13
Mar. 23	at Vanderbilt	.....	L, 6-8
Mar. 24	SW Louisiana*	.....	L, 11-12
Mar. 26	vs. Mississippi St.-2	.....	L, 3-7
Mar. 28	Florida	.....	L, 14-17
Mar. 29	Florida	.....	L, 3-7
Mar. 30	Florida	.....	W, 4-3
Apr. 1	at Southern Miss.	.....	L, 7-8
Apr. 2	at Southern Miss.	.....	L, 8-13

Apr. 5	Tennessee#	.....	L, 2-7
Apr. 5	Tennessee#	.....	W, 8-7
Apr. 6	Tennessee	.....	L, 4-9
Apr. 8	Memphis	.....	W, 8-3
Apr. 11	at Arkansas (10)	.....	L, 13-14
Apr. 12	at Arkansas	.....	L, 7-12
Apr. 13	at Arkansas	.....	L, 6-8
Apr. 15	Southern Miss	.....	W, 11-6
Apr. 16	Southern Miss	.....	W, 3-2
Apr. 18	at LSU	.....	L, 1-7
Apr. 19	at LSU	.....	L, 4-6
Apr. 20	at LSU	.....	L, 4-11
Apr. 25	Mississippi State	.....	L, 6-21
Apr. 26	Mississippi State	.....	L, 2-5
Apr. 27	Mississippi State	.....	L, 4-6
Apr. 29	Tennessee-Martin	.....	W, 13-2
May 3	Alabama#	.....	L, 2-8
May 3	Alabama#	.....	L, 7-14
May 4	Alabama	.....	L, 5-9
May 9	at Auburn	.....	W, 11-6
May 10	at Auburn	.....	L, 6-13
May 11	at Auburn (11)	.....	W, 7-5

\*- Known now as La.-Lafayette

1- Beach Baseball Classic, Long Beach, Calif.

2- Mayor's Trophy, Jackson, Miss.

## 1998 (30-23)

Feb. 13	SE Missouri State	.....	W, 7-4
Feb. 14	SE Missouri State	.....	W, 4-3
Feb. 15	SE Missouri State	.....	W, 15-9
Feb. 17	Austin Peay	.....	L, 4-15
Feb. 18	Freed-Hardeman	.....	W, 8-3
Feb. 20	at Texas A&M	.....	W, 17-3
Feb. 21	at Texas A&M	.....	L, 3-6
Feb. 22	at Texas A&M (10)	.....	L, 2-3
Feb. 24	UAB	.....	W, 9-8
Feb. 26	vs. Army -1 (7)	.....	W, 14-3
Feb. 27	vs. West Virginia-1 (7)	.....	L, 1-8
Feb. 28	vs. Memphis -1 (7)	.....	L, 1-4
Mar. 1	vs. Air Force -1 (7)	.....	W, 15-2
Mar. 3	Arkansas State	.....	W, 6-5
Mar. 4	Murray State	.....	W, 9-8
Mar. 6	Auburn# (10)	.....	W, 6-5
Mar. 8	Auburn (8)	.....	L, 5-7
Mar. 11	Delta State	.....	W, 1-0
Mar. 13	at Kentucky	.....	W, 8-1
Mar. 14	at Kentucky	.....	L, 6-7
Mar. 15	at Kentucky	.....	W, 21-8
Mar. 17	at NE Louisiana*	.....	W, 16-4
Mar. 20	at Mississippi State	.....	L, 1-2
Mar. 21	at Mississippi State	.....	W, 7-5
Mar. 22	at Mississippi State	.....	L, 3-9
Mar. 24	at Arkansas State	.....	W, 10-2
Mar. 27	Arkansas	.....	L, 10-12
Mar. 28	Arkansas	.....	L, 8-16
Mar. 29	Arkansas	.....	W, 13-10
Apr. 1	vs. Mississippi State-2	.....	L, 2-6
Apr. 3	South Carolina	.....	L, 8-10
Apr. 4	South Carolina	.....	L, 2-4
Apr. 5	South Carolina	.....	L, 7-9
Apr. 7	at Southern Miss.	.....	W, 19-7
Apr. 8	at Southern Miss.	.....	L, 10-17
Apr. 10	at Florida	.....	L, 6-19
Apr. 11	at Florida	.....	L, 9-13
Apr. 12	at Florida	.....	W, 10-6
Apr. 14	Southern Miss	.....	L, 6-10
Apr. 15	Southern Miss	.....	W, 15-7
Apr. 17	Vanderbilt	.....	L, 9-11
Apr. 18	Vanderbilt# (7)	.....	W, 3-2
Apr. 19	Vanderbilt# (7)	.....	W, 5-1
Apr. 21	at Memphis	.....	W, 20-4
Apr. 24	at Alabama	.....	L, 7-10
Apr. 25	at Alabama	.....	W, 8-6
Apr. 26	at Alabama	.....	L, 2-5
Apr. 28	Memphis	.....	W, 6-0
May 1	at Georgia	.....	W, 7-1
May 2	at Georgia	.....	W, 10-8
May 8	LSU	.....	L, 4-11
May 9	LSU	.....	W, 9-0
May 10	LSU	.....	W, 10-8

\*-Known now as Louisiana-Monroe

1-Winn-Dixie Showdown, New Orleans, La.

2- at Jackson, Miss.

3-Mayor's Trophy, Jackson, Miss.

Mar. 6	at Delta State	.....	L, 4-13
Mar. 9	at Arkansas State	.....	L, 4-6
Mar. 12	at South Carolina	.....	L, 3-5
Mar. 13	at South Carolina	.....	L, 2-8
Mar. 14	at South Carolina	.....	W, 8-7
Mar. 16	at NE Louisiana*	.....	W, 9-7
Mar. 17	Morehead State	.....	W, 22-0
Mar. 19	Kentucky	.....	W, 7-6
Mar. 20	Kentucky	.....	W, 9-1
Mar. 21	Kentucky	.....	W, 3-2
Mar. 23	vs. Southern Miss-2	.....	L, 4-6
Mar. 26	at LSU	.....	W, 4-2
Mar. 27	at LSU	.....	L, 6-8
Mar. 28	at LSU	.....	L, 4-10
Mar. 31	vs. Mississippi St.-3	.....	W, 10-6
Apr. 2	at Vanderbilt	.....	W, 13-6
Apr. 3	at Vanderbilt	.....	W, 7-5
Apr. 4	at Vanderbilt	.....	L, 8-11
Apr. 6	at Southern Miss	.....	L, 3-12
Apr. 7	Memphis	.....	W, 5-2
Apr. 9	Florida	.....	W, 8-0
Apr. 10	Florida (11)	.....	W, 6-5
Apr. 11	Florida	.....	W, 14-4
Apr. 13	Southern Miss (11)	.....	W, 5-4
Apr. 16	Georgia	.....	W, 8-7
Apr. 17	Georgia	.....	W, 9-1
Apr. 18	Georgia (11)	.....	L, 7-11
Apr. 20	Arkansas State	.....	W, 13-0
Apr. 21	at Memphis	.....	W, 10-5
Apr. 23	at Auburn	.....	L, 4-5
Apr. 24	at Auburn	.....	L, 8-9
Apr. 25	at Auburn	.....	W, 13-2
Apr. 27	NE Louisiana*	.....	W, 7-6
Apr. 28	at Austin Peay	.....	W, 7-6
Apr. 30	Alabama	.....	W, 6-2
May 1	Alabama	.....	L, 4-



# ALL-TIME RESULTS

\* - Game suspended Mar. 3 and resumed Mar. 4.  
 1- Ole Miss Invitational  
 2- at AutoZone Park, Memphis, Tenn.  
 3- Mayor's Trophy, Jackson, Miss.

NOTE: Ole Miss makes its eighth NCAA Regional appearance with a No. 2 seed at the New Orleans Regional, hosted by Tulane University ... The 17-inning game against Arizona, Mar. 3-4 is the longest in school history.

## 2002 (37-19/14-16 SEC)

Feb. 15	Jacksonville State	..... W, 10-2
Feb. 16	Jacksonville State	..... W, 8-4
Feb. 17	Jacksonville State	..... W, 6-5
Feb. 19	Miss. Valley State	..... W, 20-6
Feb. 22	South Alabama	..... W, 12-5
Feb. 23	South Alabama (11)	..... W, 7-6
Feb. 24	South Alabama	..... L, 5-6
Feb. 27	at Southern Miss.	..... L, 1-5
Mar. 1	Eastern Illinois	..... W, 6-1
Mar. 2	Eastern Illinois	..... W, 8-2
Mar. 3	Eastern Illinois	..... W, 9-2
Mar. 5	at Memphis-1	..... W, 12-0
Mar. 8	Indiana State	..... W, 11-8
Mar. 9	Indiana State	..... W, 11-4
Mar. 10	Indiana State	..... L, 5-6
Mar. 13	at Louisiana-Monroe	..... W, 13-6
Mar. 15	at Florida	..... L, 5-24
Mar. 16	at Florida	..... L, 6-7
Mar. 17	at Florida	..... L, 6-17
Mar. 19	Southern Miss.	..... W, 7-2
Mar. 22	LSU	..... W, 9-3
Mar. 23	LSU	..... L, 5-6
Mar. 24	LSU	..... W, 10-7
Mar. 25	Austin Peay	..... W, 3-1
Mar. 26	Miss. Valley State	..... W, 7-4
Mar. 30	at Kentucky#	..... W, 9-5
Mar. 30	at Kentucky#	..... W, 5-4
Mar. 31	at Kentucky	..... W, 12-2
Apr. 3	vs. Miss. State-2	..... W, 8-4
Apr. 5	Vanderbilt	..... W, 9-0
Apr. 6	Vanderbilt	..... W, 6-1
Apr. 7	Vanderbilt	..... W, 10-9
Apr. 9	Memphis	..... W, 7-1
Apr. 10	Murray State	..... W, 4-0
Apr. 12	Auburn	..... L, 3-10
Apr. 13	Auburn	..... W, 2-1
Apr. 14	Auburn	..... W, 10-2
Apr. 16	Arkansas State	..... W, 8-1
Apr. 19	at Alabama	..... W, 4-3
Apr. 20	at Alabama	..... L, 2-12
Apr. 21	at Alabama	..... W, 5-2
Apr. 23	Tennessee-Martin	..... W, 3-1
Apr. 26	Tennessee	..... L, 5-8
Apr. 27	Tennessee	..... L, 6-14
Apr. 28	Tennessee	..... W, 9-2
May 3	at South Carolina	..... L, 12-17
May 4	at South Carolina	..... L, 4-6
May 5	at South Carolina	..... W, 4-2
May 10	Arkansas	..... L, 4-5
May 11	Arkansas	..... L, 5-11
May 12	Arkansas	..... L, 8-10
May 13	at Arkansas State	..... W, 12-4
May 14	McNeese State	..... W, 3-2
May 18	at Mississippi State#	..... L, 2-12
May 18	at Mississippi State#	..... L, 5-14
May 19	at Mississippi State	..... L, 5-10

1 - AutoZone Park, Memphis, Tenn.  
 2 - Mayor's Trophy, Jackson, Miss.  
 # - Doubleheader

## 2003 (35-27/17-13)

Feb. 14	Louisiana Tech	..... W, 3-2
Feb. 16	Louisiana Tech	..... W, 17-5
Feb. 19	SIU Missouri State	..... L, 2-4
Feb. 22	vs. Texas-Arlington-1	..... L, 7-8
Feb. 22	at Rice-1	..... L, 0-6
Feb. 23	vs. Stetson-1	..... W, 5-2
Feb. 28	Western Michigan	..... W, 8-2
Mar. 1	Western Michigan	..... W, 5-1
Mar. 2	Western Michigan	..... W, 15-4
Mar. 4	McNeese State	..... L, 8-9
Mar. 5	McNeese State	..... L, 3-4
Mar. 7	New York Tech	..... W, 3-1
Mar. 8	New York Tech	..... W, 5-1
Mar. 9	New York Tech	..... W, 24-0
Mar. 11	Arkansas State	..... L, 2-3
Mar. 12	at Memphis-2	..... W, 5-1
Mar. 14	Kentucky	..... W, 3-2
Mar. 15	Kentucky	..... W, 9-2
Mar. 16	Kentucky	..... W, 7-5
Mar. 21	at Vanderbilt	..... L, 1-2
Mar. 22	at Vanderbilt	..... W, 3-0
Mar. 23	at Vanderbilt	..... W, 3-1
Mar. 25	Murray State	..... W, 4-1
Mar. 26	Southern Miss.	..... W, 6-3
Mar. 28	Mississippi State	..... L, 0-2
Mar. 29	Mississippi State	..... L, 0-7
Mar. 30	Mississippi State	..... L, 4-8
Apr. 2	Mississippi State-3	..... W, 5-1
Apr. 4	at Tennessee	..... L, 2-7
Apr. 5	at Tennessee	..... W, 6-3

Apr. 6	at Tennessee	..... W, 9-8
Apr. 9	at Southern Miss.	..... L, 2-8
Apr. 11	at LSU	..... W, 7-2
Apr. 12	at LSU	..... L, 6-14
Apr. 13	at LSU	..... L, 5-13
Apr. 15	SE Louisiana	..... L, 3-12
Apr. 16	SE Louisiana	..... W, 16-6
Apr. 18	Alabama	..... W, 10-2
Apr. 19	Alabama	..... L, 3-7
Apr. 20	Alabama	..... W, 8-3
Apr. 22	Tennessee-Martin	..... W, 7-0
Apr. 23	Memphis	..... L, 3-6
Apr. 25	South Carolina	..... W, 6-5
Apr. 26	South Carolina	..... L, 2-13
Apr. 27	South Carolina	..... W, 2-0
Apr. 28	Tennessee Tech	..... W, 4-1
Apr. 29	at Arkansas State	..... L, 5-8
May 2	at Arkansas	..... W, 5-2
May 3	at Arkansas	..... L, 6-7
May 4	at Arkansas	..... L, 3-6
May 9	Florida	..... W, 2-0
May 10	Florida	..... W, 8-3
May 11	Florida	..... W, 4-2
May 16	at Auburn	..... W, 7-4
May 17	at Auburn	..... L, 2-5
May 18	at Auburn	..... L, 2-6

SEC Tournament		
at Birmingham, Ala.		
May 22	vs. Miss. State (12)	..... L, 4-5
May 23	vs. Arkansas (11)	..... W, 8-7
May 24	vs. Mississippi State	..... L, 1-4
NCAA Houston Regional		
at Houston, Texas		
May 30	vs. Wichita State	..... L, 2-4
May 31	vs. McNeese State	..... W, 7-1
May 31	vs. Wichita State	..... L, 4-5

SEC Tournament		
at Birmingham, Ala.		
May 22	vs. Miss. State (12)	..... L, 4-5
May 23	vs. Arkansas (11)	..... W, 8-7
May 24	vs. Mississippi State	..... L, 1-4
NCAA Houston Regional		
at Houston, Texas		
May 30	vs. Wichita State	..... L, 2-4
May 31	vs. McNeese State	..... W, 7-1
May 31	vs. Wichita State	..... L, 4-5

1 - Crowne Plaza/Rice Invitational, Houston, Texas  
 2 - at AutoZone Park, Memphis, Tenn.  
 3 - Mayor's Trophy, Jackson, Miss.

## 2004 (39-21/18-12 SEC)

Feb. 20	B'ham-Southern	..... W, 8-6
Feb. 21	B'ham-Southern	..... W, 12-5
Feb. 22	B'ham-Southern	..... W, 5-2
Feb. 27	at South Alabama	..... W, 7-3
Feb. 28	at South Alabama	..... W, 7-5
Feb. 29	at South Alabama	..... W, 13-11
Mar. 2	SE Missouri State	..... W, 8-1
Mar. 3	SE Missouri State	..... W, 15-6
Mar. 6	Eastern Illinois#	..... W, 16-5
Mar. 6	Eastern Illinois#	..... W, 3-1
Mar. 7	Eastern Illinois	..... W, 18-10
Mar. 10	Arkansas State	..... L, 7-11
Mar. 12	Nicholls State	..... W, 4-0
Mar. 13	Nicholls State	..... W, 11-0
Mar. 14	Nicholls State	..... W, 3-0
Mar. 17	at Memphis-1	..... W, 19-0
Mar. 19	Vanderbilt	..... W, 5-4
Mar. 20	Vanderbilt	..... W, 6-5
Mar. 21	Vanderbilt	..... W, 3-1
Mar. 23	at Southern Miss.	..... L, 7-8
Mar. 26	at Alabama	..... W, 11-1
Mar. 27	at Alabama	..... L, 1-2
Mar. 28	at Alabama	..... W, 4-2
Mar. 30	SE Louisiana	..... W, 11-3
Mar. 31	SE Louisiana	..... W, 12-0
Apr. 2	at Mississippi State	..... W, 7-1
Apr. 3	at Mississippi State	..... L, 5-7
Apr. 4	at Mississippi State	..... W, 4-2
Apr. 6	Memphis	..... W, 7-3
Apr. 9	Auburn	..... W, 6-1
Apr. 11	Auburn#	..... L, 1-2
Apr. 11	Auburn#	..... L, 2-3
Apr. 13	vs. Miss. State-2	..... W, 10-4
Apr. 14	Arkansas State	..... W, 9-8
Apr. 16	Tennessee (11)	..... W, 4-2
Apr. 17	Tennessee	..... W, 4-3
Apr. 18	Tennessee	..... W, 7-4
Apr. 20	Southern Miss.	..... L, 4-8
Apr. 21	at Arkansas State	..... L, 6-7
Apr. 23	at Georgia	..... L, 3-7
Apr. 24	at Georgia	..... L, 4-9
Apr. 25	at Georgia	..... L, 3-7
Apr. 27	vs. Southern Miss-3	..... L, 4-8
Apr. 28	Murray State	..... W, 2-1
Apr. 30	at South Carolina	..... L, 3-7
May 1	at South Carolina	..... W, 6-1
May 2	at South Carolina	..... L, 0-3
May 7	Arkansas	..... W, 1-0
May 8	Arkansas	..... L, 1-3
May 9	Arkansas	..... W, 5-3
May 14	at Florida	..... W, 4-2
May 15	at Florida	..... W, 3-1
May 16	at Florida (10)	..... W, 10-9
May 21	LSU	..... W, 7-6
May 22	LSU	..... L, 4-11
May 23	LSU	..... L, 6-14

1 - AutoZone Park, Memphis, Tenn.  
 2 - Mayor's Trophy, Jackson, Miss.  
 # - Doubleheader

SEC Tournament		
at Birmingham, Ala.		
May 26	vs. So. Carolina (10)	..... L, 6-7
May 27	vs. Arkansas	..... L, 3-4

NCAA Oxford Regional		
at Oxford, Miss.		
June 4	vs. Western Kentucky	..... L, 0-1
June 5	vs. Washington	..... L, 2-7

1 - at AutoZone Park, Memphis, Tenn.  
 2 - Mayor's Trophy, Jackson, Miss.  
 3 - at Jackson, Miss.

NOTE: Ole Miss makes its 10th NCAA appearance as the Rebels play host to an NCAA Regional for the first time in school history.

## 2005 (48-20/18-12 SEC)

WESTERN DIVISION CHAMPIONS		
Feb. 15	Arkansas State	..... W, 10-0
Feb. 18	vs. Lamar-1	..... W, 5-3
Feb. 19	at Rice-1	..... L, 4-5
Feb. 20	vs. SIU Missouri St.-1	..... W, 6-4
Feb. 22	Belmont	..... W, 18-0
Feb. 25	Southern Illinois	..... L, 7-8
Feb. 26	Southern Illinois	..... W, 9-2
Mar. 1	Northwestern State	..... L, 7-8
Mar. 2	Northwestern State	..... W, 10-1
Mar. 4	Purdue	..... W, 14-3
Mar. 5	Purdue	..... W, 20-7
Mar. 6	Purdue	..... W, 13-6
Mar. 8	Southern Miss.	..... W, 9-1
Mar. 11	Sam Houston State	..... W, 4-2
Mar. 12	Sam Houston State	..... W, 12-8
Mar. 13	Sam Houston State	..... W, 7-3
Mar. 15	SE Missouri State	..... W, 6-5
Mar. 16	SE Missouri State	..... W, 3-0
Mar. 18	Florida	..... L, 4-5
Mar. 19	Florida	..... W, 10-4
Mar. 20	Florida	..... W, 3-2
Mar. 25	at Tennessee	..... L, 3-5
Mar. 26	at Tennessee	..... W, 6-5
Mar. 27	at Tennessee	..... W, 13-5
Mar. 29	vs. Mississippi St.-2	..... W, 5-1
Apr. 1	at Vanderbilt	..... W, 6-2
Apr. 2	at Vanderbilt	..... L, 4-7
Apr. 3	at Vanderbilt	..... L, 2-7
Apr. 5	at Southern Miss.	..... L, 9-10
Apr. 8	Alabama	..... L, 4-5
Apr. 9	Alabama	..... W, 12-10
Apr. 10	Alabama	..... L, 6-12
Apr. 13	at SE Louisiana	..... W, 10-8
Apr. 15	at LSU	..... W, 14-8
Apr. 16	at LSU	..... L, 6-7
Apr. 17	at LSU	..... L, 1-5
Apr. 19	vs. Southern Miss-3	..... W, 8-3
Apr. 22	Georgia	..... W, 4-3
Apr. 23	Georgia	..... W, 5-4
Apr. 24	Georgia	..... L, 3-6
Apr. 26	Memphis	..... W, 13-5
Apr. 27	at Memphis-4	..... W, 6-5
Apr. 29	Mississippi State	..... W, 11-4
Apr. 30	Mississippi State	..... W, 5-0
May 1	Mississippi State	..... W, 9-1
May 3	SE Louisiana	..... W, 13-4
May 4	Murray State	..... W, 10-2
May 6	at Auburn	..... L, 3-4
May 7	at Auburn	..... L, 4-12
May 8	at Auburn	..... W, 9-1
May 13	South Carolina	..... L, 2-2
May 14	South Carolina	..... W, 7-2
May 15	South Carolina	..... W, 8-4
May 20	at Arkansas	..... W, 5-3
May 21	at Arkansas	..... W, 10-2
May 22	at Arkansas	..... W, 9-1

SEC Tournament		
at Hoover, Ala.		
May 24	vs. Alabama	..... W, 3-1
May 26	vs. Florida	..... L, 7-10
May 27	vs. Alabama	..... W, 5-3
May 28	vs. Florida	..... W, 14-1
May 28	vs. Florida	..... W, 4-2
May 29	vs. Mississippi State	..... L, 1-4
NCAA Oxford Regional		
at Oxford, Miss.		
June 3	at Maine	..... W, 5-0
June 4	vs. Oklahoma	..... W, 7-3
June 5	vs. Oklahoma	..... W, 20-5
NCAA Oxford Super Regional		
at Oxford, Miss.		
June 11	Texas	..... W, 6-4
June 12	vs. Texas	..... L, 1-3
June 13	vs. Texas	..... L, 4-6


1 - at Coca Cola Classic; Houston, Texas  
 2 - Mayor's Trophy, Jackson, Miss.  
 3 - at Jackson, Miss.  
 4 - AutoZone Park, Memphis, Tenn.

NOTE: Ole Miss makes its 11th NCAA appearance and plays host to an NCAA Regional for the second straight year ... The Rebels also make their first appearance in an NCAA Super Regional since the format was adopted in 1999.

## 2006 (44-22/17-13 SEC)

SEC TOURNAMENT CHAMPIONS		
Feb. 17	Saint Louis - #	..... W, 11-2
Feb. 17	Saint Louis - #	..... W, 9-1
Feb. 21	Samford	..... W, 11-4
Feb. 22	Samford	..... L, 2-3
Feb. 24	Maine	..... W, 9-2
Feb. 25	Maine	..... W, 7-5
Feb. 26	Maine	..... W, 13-2
Feb. 28	Arkansas State	..... L, 9-14
Mar. 3	UIC	..... L, 1-4
Mar. 4	UIC	..... W, 10-0
Mar. 5	UIC	..... W, 5-0
Mar. 7	Murray State	..... W, 9-3
Mar. 8	Murray State	..... L, 6-7
Mar. 10	at UCLA	..... L, 2-9
Mar. 11	at UCLA	..... W, 6-5
Mar. 12	at UCLA	..... L, 4-6
Mar. 14	at Arkansas State	..... W, 10-8
Mar. 17	Vanderbilt	..... L, 6-7
Mar. 18	Vanderbilt - #	..... W, 5-1
Mar. 18	Vanderbilt - #	..... L, 0-5
Mar. 21	at Memphis-1	..... W, 8-4
Mar. 24	at Alabama	..... L, 2-12
Mar. 25	at Alabama	..... L, 8-9 (10)
Mar. 26	at Alabama	..... L, 2-9
Mar. 28	Southern Miss.	..... W, 9-8
Mar. 31	at Georgia	..... W, 6-4
Apr. 1	at Georgia	..... W, 11-10
Apr. 2	at Georgia	..... W, 11-3
Apr. 4	vs. Southern Miss-2	..... L, 6-13
Apr. 8	Auburn - #	..... L, 14-2
Apr. 8	Auburn - #	..... L, 2-6
Apr. 9	Auburn	..... W, 12-1
Apr. 11	vs. Miss. State-3	..... W, 1-0
Apr. 14	at South Carolina	..... L, 0-1
Apr. 15	at South Carolina	..... L, 3-6
Apr. 16	at South Carolina	..... W, 11-6
Apr. 18	SE Louisiana	..... W, 6-1
Apr. 19	SE Louisiana	..... W, 11-4
Apr. 22	LSU - #	..... W, 10-5
Apr. 22	LSU - #	..... W, 11-3
Apr. 23	LSU	..... W, 12-8
Apr. 26	Louisiana-Monroe	..... W, 11-6
Apr. 28	Tennessee	..... W, 12-6
Apr. 29	Tennessee	..... W, 21-13
Apr. 30	Tennessee	..... W, 5-3
May 2	Nicholls State	..... W, 11-7
May 5	at Kentucky	..... L, 3-8
May 6	at Kentucky	..... L, 2-3
May 7	at Kentucky	..... L, 1-6
May 12	Arkansas	..... L, 3-12

May 13	Arkansas	..... W, 7-3
May 14	Arkansas	..... W, 5-4
May 1		



Apr. 8	South Alabama (10)	W, 6-5
Apr. 9	South Alabama	W, 10-2
Apr. 11	LSU	W, 2-1
Apr. 12	LSU	W, 7-1
Apr. 13	LSU	L, 2-8
Apr. 15	vs. Miss. State - 2	L, 5-6
Apr. 18	at South Carolina	L, 2-6
Apr. 19	at South Carolina	W, 5-2
Apr. 20	at South Carolina	L, 1-4
Apr. 22	Murray State	W, 15-5
Apr. 23	at Arkansas St.	W, 9-4
Apr. 25	Arkansas	W, 12-4
Apr. 26	Arkansas (10) - #	L, 11-13
Apr. 26	Arkansas - #	L, 4-12
Apr. 29	at Memphis	W, 10-1
Apr. 30	Jackson State	W, 5-3
May 2	at Georgia	L, 4-5
May 3	at Georgia	W, 9-4
May 4	at Georgia	L, 4-11
May 9	Auburn	W, 7-6
May 10	Auburn	L, 1-11
May 11	Auburn	W, 5-2
May 15	at Kentucky	L, 4-12
May 16	at Kentucky	L, 0-9
May 17	at Kentucky (11)	W, 7-5

NCAA Oxford Regional at Oxford, Miss.

May 29	Monmouth	W, 8-1
May 30	Western Kentucky	W, 7-4
May 31	Western Kentucky	L, 9-10
June 1	Western Kentucky	W, 4-1

NCAA Oxford Super Regional at Oxford, Miss.

June 5	Virginia	W, 4-3 (12)
June 6	Virginia	L, 3-4
June 7	Virginia	L, 2-5

1 - at Coca Cola Classic; Mobile, Ala.  
2 - Autozone Park; Memphis, Tenn.  
3 - Governor's Cup Game; Pearl, Miss.  
4 - Trustmark Park; Pearl, Miss.

**2010 (39-24/16-14 SEC)**

Feb. 19	Louisiana-Monroe	L, 5-6
Feb. 20	Louisiana-Monroe	W, 14-0
Feb. 21	Louisiana-Monroe	W, 13-2
Feb. 23	Arkansas State	W, 3-2
Feb. 26	Oakland	W, 9-1
Feb. 27	Oakland	W, 10-2
Feb. 28	Oakland	W, 9-3
Mar. 2	Memphis	W, 7-2
Mar. 5	at Tulane	W, 6-4
Mar. 6	at Tulane	W, 5-1
Mar. 7	at Tulane	L, 4-12
Mar. 9	Austin Peay	W, 14-4
Mar. 10	Austin Peay	W, 10-2
Mar. 12	Louisville	L, 1-6 (12)
Mar. 13	Louisville	W, 8-3
Mar. 14	Louisville	L, 8-10
Mar. 16	UA-Pine Bluff	W, 17-1
Mar. 19	at Kentucky	W, 9-0
Mar. 20	at Kentucky	W, 7-6
Mar. 21	at Kentucky	L, 3-12
Mar. 23	vs. Southern Miss -1	W, 11-6
Mar. 24	Saint Louis	W, 14-5
Mar. 26	Florida	W, 3-2
Mar. 27	Florida	W, 15-3
Mar. 28	Florida	L, 1-13
Mar. 30	vs. Miss. State - 2	W, 5-3
Apr. 2	Tennessee	W, 7-3
Apr. 3	Tennessee	L, 2-5
Apr. 4	Tennessee	L, 6-10
Apr. 7	UA-Little Rock	L, 6-9
Apr. 9	at Georgia	W, 4-1
Apr. 10	at Georgia	W, 4-3 (13)
Apr. 11	at Georgia	L, 3-6
Apr. 13	at Memphis - 3	L, 5-6
Apr. 16	at South Carolina	L, 0-5
Apr. 17	at South Carolina	L, 5-9
Apr. 18	at South Carolina	W, 5-4
Apr. 20	Southern Miss	W, 7-2
Apr. 24	LSU	W, 11-9
Apr. 24	LSU	W, 9-8 (11)
Apr. 25	LSU	W, 5-4
Apr. 27	Murray State	W, 11-10 (10)
Apr. 28	UT-Martin	W, 15-6
Apr. 30	at Miss. State	W, 4-2
May 1	at Miss. State	W, 12-10
May 2	at Miss. State	W, 19-11
May 7	Arkansas	L, 4-11
May 8	Arkansas	W, 3-2
May 9	Arkansas	L, 0-7
May 12	at Arkansas State	W, 5-2
May 14	at Alabama	W, 5-4
May 15	at Alabama	L, 1-4
May 16	at Alabama	L, 3-6
May 20	Auburn	L, 3-5
May 21	Auburn	L, 4-18
May 22	Auburn	L, 1-11

SEC Tournament at Hoover, Ala.

May 26	vs. S. Carolina	W, 3-0
May 27	vs. Alabama	L, 3-6
May 28	vs. Auburn	W, 10-7 (10)
May 29	vs. LSU	L, 0-8 (7)

NCAA Charlottesville Regional at Charlottesville, Va.

May 29	St. John's	W, 10-5
May 30	Virginia	L, 7-13
May 31	St. John's	L, 16-20

1 - Trustmark Park; Pearl, Miss.  
2 - Governor's Cup Game; Pearl, Miss.  
3 - Autozone Park; Memphis, Tenn.

NOTE: Ole Miss makes its 14th NCAA appearance.

**2009 (44-20/20-10 SEC) SEC CHAMPIONS**

Feb. 20	Liberty-1	W, 6-5
Feb. 21	vs. Mercer-1	L, 11-13
Feb. 22	at South Alabama-1	L, 2-3 (10)
Feb. 24	Central Arkansas	W, 10-2
Feb. 25	Central Arkansas	W, 11-3
Feb. 28	TCU	L, 13-19
Mar. 3	Arkansas State	W, 11-5
Mar. 6	Vermont	W, 20-4
Mar. 7	Vermont	W, 15-3
Mar. 8	Vermont	W, 3-2
Mar. 10	Austin Peay	W, 8-7
Mar. 11	Austin Peay	W, 3-0
Mar. 13	at Vanderbilt	W, 9-3
Mar. 15	at Vanderbilt #	W, 6-1
Mar. 15	at Vanderbilt #	L, 6-7
Mar. 17	at Arkansas State	W, 7-1
Mar. 20	Alabama	W, 8-7
Mar. 21	Alabama	W, 5-2
Mar. 22	Alabama	L, 6-19
Mar. 24	Saint Louis	L, 11-15
Mar. 27	at LSU	W, 7-4
Mar. 28	at LSU	L, 5-6
Mar. 29	at LSU	L, 1-2
Mar. 30	Arkansas State	W, 9-6
Mar. 31	Jackson State	W, 8-7
Apr. 1	at Memphis - 2	W, 7-6(10)
Apr. 3	Kentucky	W, 4-3
Apr. 4	Kentucky	W, 10-3
Apr. 5	Kentucky	W, 8-0
Apr. 7	New Orleans	W, 5-4
Apr. 8	New Orleans	W, 7-0
Apr. 10	South Carolina	L, 10-12
Apr. 11	South Carolina	L, 1-8
Apr. 12	South Carolina	W, 6-1
Apr. 14	vs. Miss. State - 3	W, 8-1
Apr. 17	at Florida	W, 6-2
Apr. 18	at Florida	L, 4-8
Apr. 19	at Florida	W, 5-3 (8)
Apr. 21	UALR	W, 6-1
Apr. 22	at Southern Miss	W, 8-4
Apr. 24	Georgia	L, 3-6
Apr. 25	Georgia	W, 10-8
Apr. 26	Georgia	W, 6-1
Apr. 28	vs. Southern Miss - 4	L, 4-6
Apr. 29	Arkansas-Pine Bluff	W, 22-2
May 1	at Auburn	W, 9-2
May 2	at Auburn	W, 8-2
May 3	at Auburn	W, 11-4
May 8	Mississippi State	L, 5-6
May 9	Mississippi State	L, 8-11
May 10	Mississippi State	W, 8-1
May 14	at Arkansas	W, 7-5
May 15	at Arkansas	W, 7-5
May 16	at Arkansas	W, 16-3

SEC Tournament at Hoover, Ala.

May 20	vs. Georgia	L, 3-6
May 21	vs. Florida	L, 2-12 (8)

**2012 (37-26/14-16 SEC)**

Feb. 17	at TCU	W, 7-4
Feb. 19	at TCU	L, 3-5
Feb. 21	Arkansas State	W, 8-1
Feb. 24	UNC-Wilmington	W, 2-0
Feb. 25	UNC-Wilmington	W, 6-4
Feb. 26	UNC-Wilmington	W, 10-5
Feb. 28	Memphis	W, 7-1
Feb. 29	Jackson State	W, 13-1
Mar. 2	Miami (Ohio)	L, 8-9
Mar. 3	Miami (Ohio)	W, 11-3
Mar. 4	Miami (Ohio)	W, 2-1
Mar. 6	UT-Martin	W, 20-4
Mar. 9	Houston	W, 8-0
Mar. 10	Houston	W, 9-0
Mar. 11	Houston	W, 11-3
Mar. 13	at Louisville	L, 3-4
Mar. 14	at Louisville	W, 18-8
Mar. 16	Auburn	W, 2-1
Mar. 17	Auburn	L, 4-10
Mar. 18	Auburn	L, 2-3
Mar. 20	Southern Miss	L, 0-10
Mar. 23	at Alabama	W, 11-7
Mar. 24	at Alabama	W, 2-3
Mar. 25	at Alabama	W, 8-4
Mar. 27	Jackson State	W, 12-0
Mar. 30	Florida	W, 3-0
Mar. 31	Florida	L, 4-9
Apr. 1	Florida	W, 7-6
Apr. 6	at Kentucky	L, 2-3
Apr. 7	at Kentucky	W, 9-3
Apr. 8	at Kentucky	L, 3-8
Apr. 10	Central Arkansas #	W, 2-1
Apr. 10	Central Arkansas #	W, 4-0
Apr. 12	at Georgia	L, 3-6
Apr. 13	at Georgia	L, 4-8
Apr. 14	at Georgia	W, 8-3
Apr. 17	vs. Miss. State - 1	W, 6-3
Apr. 20	Arkansas	W, 8-2
Apr. 21	Arkansas	W, 10-1
Apr. 22	Arkansas	L, 3-11
Apr. 24	at Memphis - 2	L, 2-4
Apr. 27	at Miss. State	L, 0-4
Apr. 28	at Miss. State	W, 6-2
Apr. 29	at Miss. State	L, 2-4
May 1	vs. Southern Miss - 3	W, 3-0
May 2	Murray State	W, 11-5
May 4	LSU	L, 3-4 (13)
May 5	LSU	W, 7-4
May 6	LSU	L, 3-12
May 11	Tennessee	W, 4-2
May 12	Tennessee	W, 7-4 (11)
May 13	Tennessee	W, 4-2
May 15	at Arkansas State	L, 5-10
May 17	at Vanderbilt	L, 0-3
May 18	at Vanderbilt	L, 2-6
May 19	at Vanderbilt	L, 3-6

SEC Tournament

May 26	vs. S. Carolina	W, 10-5
May 27	vs. Alabama	L, 3-6
May 28	vs. Auburn	W, 10-7 (10)
May 29	vs. LSU	L, 0-8 (7)

NCAA Charlottesville Regional at Charlottesville, Va.

May 29	St. John's	W, 10-5
May 30	Virginia	L, 7-13
May 31	St. John's	L, 16-20

1 - Trustmark Park; Pearl, Miss.  
2 - Governor's Cup Game; Pearl, Miss.  
3 - Autozone Park; Memphis, Tenn.

NOTE: Ole Miss makes its 14th NCAA appearance.

Mar. 11	Lipscomb	W, 8-0
Mar. 12	Lipscomb	W, 3-0
Mar. 13	Lipscomb	W, 5-1
Mar. 15	Jackson State	W, 8-0
Mar. 18	Alabama	W, 4-0
Mar. 19	Alabama	L, 5-7
Mar. 20	Alabama	L, 4-6
Mar. 22	Samford	W, 3-0
Mar. 25	at Tennessee	W, 6-1
Mar. 26	at Tennessee	L, 4-6
Mar. 27	at Tennessee	W, 8-0
Mar. 30	at Southern Miss	L, 3-4 (10)
Apr. 1	at LSU	L, 6-7
Apr. 2	at LSU	W, 16-3
Apr. 3	at LSU	L, 2-8
Apr. 5	at Memphis - 1	L, 2-9
Apr. 8	Georgia	L, 8-9
Apr. 9	Georgia	L, 3-8
Apr. 10	Georgia	W, 12-7
Apr. 12	vs. Southern Miss - 2	L, 6-8
Apr. 15	Kentucky	W, 3-2
Apr. 16	Kentucky	W, 12-10
Apr. 17	Kentucky	W, 6-5
Apr. 19	vs. Miss. State - 3	L, 1-6
Apr. 21	at Auburn	L, 3-6
Apr. 22	at Auburn	W, 10-7
Apr. 23	at Auburn	L, 7-9
Apr. 29	at Florida	L, 3-9
Apr. 30	at Florida	L, 1-8
May 1	at Florida	L, 2-7
May 4	at Arkansas State	W, 11-9
May 6	South Carolina	L, 1-6
May 7	South Carolina	W, 10-2
May 8	South Carolina	W, 7-6
May 12	Mississippi State	L, 6-7
May 13	Mississippi State	L, 4-7
May 14	Mississippi State	W, 12-3
May 17	Southeast Missouri	W, 10-6
May 19	at Arkansas - #	W, 2-1
May 21	at Arkansas - #	L, 0-2
May 21	at Arkansas - #	L, 3-5

# - Doubleheader  
1 - at AutoZone Park - Memphis, Tenn.  
2 - at Trustmark Park - Pearl, Miss.  
3 - Governor's Cup - Pearl, Miss.

**2015 (30-28/15-14 SEC)**

Feb. 14	at Stetson	W, 7-0
Feb. 15	at Stetson	W, 11-1
Feb. 16	at Stetson	W, 8-2
Feb. 19	UT-Martin	W, 6-0
Feb. 21	Georgia State	W, 3-0
Feb. 22	Georgia State	W, 9-1
Feb. 23	Georgia State	L, 4-6
Feb. 25	ULM	W, 4-4
Feb. 26	ULM	W, 4-3
Feb. 28	UCF	W, 4-3 (13)
Mar. 1	UCF	W, 5-4 (10)
Mar. 2	UCF	W, 9-2
Mar. 5	Memphis	L, 1-4
Mar. 7	UALR	W, 2-1 (10)
Mar. 8	UALR	W, 11-5

SEC Tournament at Hoover, Ala.

May 21	vs. Kentucky	W, 4-1
May 22	vs. #15 Arkansas	L, 1-2 (10)
May 23	vs. Alabama	L, 5-7 (10)

NCAA Raleigh Regional at Raleigh, North Carolina

May 31	vs. #23 William & Mary	L, 2-4
June 1	vs. Binghamton #	W, 8-4
June 2	vs. #23 William & Mary	L, 1-4

1 - Governor's Cup Game; Pearl, Miss.  
2 - Autozone Park; Memphis, Tenn.  
3 - at Trustmark Park; Pearl, Miss.

NOTE: Ole Miss makes its 14th NCAA appearance.

May 22	vs. Kentucky	L, 0-2
May 23	vs. Arkansas	W, 2-0
May 24	vs. LSU	L, 2-11

NCAA College Station Regional at College Station, Texas

June 1	vs. TCU	W, 6-2
June 2	at Texas A&M	W, 6-3
June 3	vs. TCU	L, 2-5
June 4	vs. TCU	L, 4-7

1 - Governor's Cup Game; Pearl, Miss.  
2 - Autozone Park; Memphis, Tenn.  
3 - at Trustmark Park; Pearl, Miss.

**2013 (38-24/15-15 SEC)**

Feb. 15	at #12 TCU	W, 1-0
Feb. 16	at #12 TCU	W, 5-2
Feb. 17	at #12 TCU	W, 5-2
Feb. 20	UT-Martin	W, 15-2
Feb. 22	Rhode Island	W, 8-1
Feb. 23	Rhode Island	W, 1-0
Feb. 24	Rhode Island	W, 5-3
Feb. 26	Memphis	L, 3-4
Feb. 27	UAPB	W, 7-2
Mar. 1	at FIU	W, 11-9
Mar. 2	at FIU	W, 8-3
Mar. 3	at FIU	W, 8-1
Mar. 5	SE Louisiana	W, 2-0
Mar. 6	SE Louisiana	W, 6-2
Mar. 8	Lipscomb	W, 10-1
Mar. 9	Lipscomb	W, 8-5
Mar. 10	Lipscomb	W, 9-8
Mar. 12	at ULM	W, 10-4
Mar. 13	at ULM	W, 8-3
Mar. 15	at #11 Arkansas	W, 7-1
Mar. 16	at #11 Arkansas	L, 1-10
Mar. 17	at #11 Arkansas	W, 6-4 (13)
Mar. 22	#24 Texas A&M	W, 8-2
Mar. 24	#24 Texas A&M	L, 1-2
Mar. 24	#24 Texas A&M	L, 6-10
Mar. 27	Arkansas State	W, 10-4
Mar. 29	at Florida	W, 4-3 (11)
Mar. 30	at Florida	L, 0-7
Mar. 31	at Florida	L, 0-4
Apr. 5	#2 Vanderbilt	L, 1-3
Apr. 6	#2 Vanderbilt	L, 1-2
Apr. 7	#2 Vanderbilt	L, 6-7 (11)
Apr. 9	vs. #16 Mississippi State-1L	1-5
Apr. 12	#22 Alabama	W, 6-0
Apr. 13	#22 Alabama	W, 5-2
Apr. 14	#22 Alabama	W, 4-3 (11)
Apr. 15	at Memphis-2	L, 0-4
Apr. 16	vs. Southern Miss-3	L, 1-2
Apr. 19	at Tennessee	W, 10-0
Apr. 20	at Tennessee	W, 6-4
Apr. 21	at Tennessee	W, 4-3
Apr. 23	at Arkansas State	W, 11-1
Apr. 25	#24 Kentucky	L, 2-3
Apr. 26	#24 Kentucky	W, 11-5
Apr. 27	#24 Kentucky	L, 4-5
May 1	Saint Louis	W, 8-7 (11)
May 3	at Auburn	W, 6-1
May 4	at Auburn	L, 5-8
May 5	at Auburn	L, 4-5
May 10	#13 Mississippi State	W, 3-0
May 11	#13 Mississippi State	W, 10-8
May 12	#13 Mississippi State	L, 6-7</



# ALL-TIME RESULTS

Apr. 9	at #1 Vanderbilt	.....L, 0-6
Apr. 10	at #1 Vanderbilt	.....W, 6-5 (16)
Apr. 11	at #1 Vanderbilt	.....W, 5-4
Apr. 15	UT Martin	.....W, 11-1
Apr. 17	at Auburn	.....L, 1-3
Apr. 18	at Auburn#	.....W, 7-2
Apr. 18	at Auburn#	.....L, 0-14
Apr. 21	Central Arkansas	.....W, 18-4
Apr. 22	Memphis	.....L, 5-10
Apr. 25	Alabama#	.....W, 10-2
Apr. 25	Alabama#	.....W, 4-0
Apr. 26	Alabama	.....L, 4-13
Apr. 28	vs. Mississippi State-1	.....W, 11-1
May 1	at #21 Missouri	.....L, 2-4
May 2	at #21 Missouri	.....L, 1-18
May 3	at #21 Missouri	.....W, 4-3
May 7	Mississippi State	.....W, 4-3
May 8	Mississippi State	.....W, 13-10
May 9	Mississippi State	.....W, 8-7 (10)
May 12	at Arkansas State	.....W, 17-3 (7)
May 14	#6 Texas A&M	.....L, 0-4
May 16	#6 Texas A&M	.....W, 7-4

### SEC Tournament

at Hoover, Ala.

May 19	vs. Alabama	.....L, 1-6
--------	-------------	-------------

### NCAA Los Angeles Regional

at Los Angeles, Calif.

May 29	vs. Maryland	.....L, 1-3
May 30	vs. CSU Bakersfield	.....L, 1-2

- 1 - Governor's Cup Game; Pearl, Miss.
- 2 - Autozone Park; Memphis, Tenn.
- 3 - at Trustmark Park; Pearl, Miss.

### 2016 (43-19/18-12 SEC)

Feb. 19	FIU	.....W, 9-2
Feb. 20	FIU	.....W, 7-4
Feb. 21	FIU	.....W, 16-5
Feb. 24	Arkansas State	.....W, 4-3
Feb. 26	#2 Louisville	.....W, 6-5
Feb. 27	#2 Louisville	.....L, 0-4
Feb. 28	#2 Louisville	.....W, 4-2
Mar. 2	Memphis	.....W, 9-7
Mar. 4	vs. Ball State-1	.....W, 7-3
Mar. 5	at #18 Coastal Carolina-1	.....W, 8-2
Mar. 6	vs. Cincinnati-1	.....W, 7-1
Mar. 8	Southeast Missouri	.....W, 10-2
Mar. 9	Southeast Missouri	.....W, 6-4
Mar. 11	Grambling State	.....W, 15-2
Mar. 13	Grambling State#	.....W, 7-3 (7)
Mar. 13	Grambling State#	.....W, 6-1 (7)
Mar. 15	at UAB	.....W, 8-1
Mar. 16	at UAB	.....W, 5-1
Mar. 18	at Tennessee	.....L, 2-3
Mar. 19	at Tennessee	.....W, 6-4
Mar. 20	at Tennessee	.....W, 10-7
Mar. 22	UT Martin	.....W, 8-2
Mar. 24	#10 South Carolina	.....L, 1-5
Mar. 25	#10 South Carolina	.....L, 5-9
Mar. 26	#10 South Carolina	.....L, 0-4
Apr. 1	at #5 Mississippi State	.....L, 1-3
Apr. 2	at #5 Mississippi State	.....L, 2-6
Apr. 3	at #5 Mississippi State	.....W, 8-5
Apr. 5	vs. Southern Miss-2	.....W, 6-2
Apr. 8	#21 Arkansas	.....W, 7-3
Apr. 9	#21 Arkansas	.....W, 14-9
Apr. 10	#21 Arkansas	.....W, 8-7
Apr. 13	#18 Southern Miss	.....L, 1-5
Apr. 15	at Alabama	.....W, 4-0
Apr. 16	at Alabama	.....L, 0-2
Apr. 17	at Alabama	.....L, 2-7
Apr. 19	at Memphis-3	.....W, 7-0
Apr. 20	Murray State	.....W, 8-3
Apr. 22	Auburn	.....W, 6-4
Apr. 23	Auburn	.....W, 7-4
Apr. 24	Auburn	.....W, 6-5
Apr. 26	vs. #3 Mississippi State-4	.....L, 0-2
Apr. 28	#8 LSU	.....W, 7-6
Apr. 29	#8 LSU	.....L, 3-6
Apr. 30	#8 LSU	.....W, 8-2
May 4	UAPB	.....W, 12-1
May 6	at Georgia	.....W, 6-4
May 7	at Georgia	.....W, 7-3
May 8	at Georgia	.....L, 2-13
May 12	Kentucky	.....W, 3-1
May 13	Kentucky	.....W, 14-2
May 14	Kentucky	.....W, 7-5
May 17	at Arkansas State	.....L, 6-8
May 19	at #2 Texas A&M	.....L, 1-6
May 20	at #2 Texas A&M	.....L, 5-11
May 21	at #2 Texas A&M	.....W, 3-2

### SEC Tournament

at Hoover, Ala.

May 24	vs. Georgia	.....W, 5-1
May 25	vs. #4 South Carolina	.....W, 10-4
May 26	vs. #6 Vanderbilt	.....W, 12-9
May 28	vs. #1 Texas A&M	.....L, 8-12

### NCAA Oxford Regional

at Oxford, Miss.

June 3	Utah	.....L, 5-6 (10)
June 4	Tulane	.....L, 5-6

- 1 - Chanticleer Classic; Conway, S.C.
- 2 - at Trustmark Park; Pearl, Miss.
- 3 - Autozone Park; Memphis, Tenn.
- 4 - Governor's Cup Game; Pearl, Miss.

### 2017 (32-25/14-16 SEC)

Feb. 17	#6 East Carolina	.....W, 5-4
Feb. 18	#6 East Carolina	.....W, 3-2
Feb. 19	#6 East Carolina	.....W, 8-6
Feb. 21	Arkansas State	.....W, 16-4
Feb. 24	#23 UNCW	.....W, 7-2
Feb. 25	#23 UNCW	.....W, 8-4
Feb. 26	#23 UNCW	.....W, 8-6
Feb. 28	Memphis	.....L, 6-9
Mar. 3	vs. #17 Baylor-1	.....L, 0-4
Mar. 4	vs. #10 Texas Tech-1	.....L, 1-5
Mar. 5	vs. #1 TCU-1	.....L, 3-5
Mar. 7	Georgia State	.....W, 1-0
Mar. 8	Georgia State	.....L, 0-2 (11)
Mar. 10	Furman	.....W, 2-0
Mar. 11	Furman	.....W, 5-0
Mar. 12	Furman	.....W, 1-0
Mar. 14	vs. Nicholls-2	.....W, 5-0
Mar. 17	#15 Vanderbilt	.....W, 1-0
Mar. 18	#15 Vanderbilt	.....L, 2-6
Mar. 19	#15 Vanderbilt	.....W, 10-8
Mar. 21	at Memphis-3	.....L, 1-2 (11)
Mar. 23	at #19 Kentucky	.....W, 9-6
Mar. 24	at #19 Kentucky	.....L, 2-4
Mar. 25	at #19 Kentucky	.....L, 1-4
Mar. 28	Little Rock	.....W, 5-4 (10)
Mar. 30	Mississippi State	.....L, 3-4
Mar. 31	Mississippi State	.....L, 3-5
Apr. 1	Mississippi State	.....L, 1-2
Apr. 4	#17 Southern Miss-4W	.....6-5 (12)
Apr. 7	Alabama	.....W, 7-2
Apr. 8	Alabama	.....W, 5-4
Apr. 9	Alabama	.....W, 8-2
Apr. 11	at #16 Southern Miss	.....W, 6-2
Apr. 13	at #8 LSU	.....L, 2-15
Apr. 14	at #8 LSU	.....W, 4-1
Apr. 15	at #8 LSU	.....L, 2-3
Apr. 19	Arkansas-Pine Bluff	.....W, 14-6
Apr. 21	Missouri	.....L, 3-9
Apr. 22	Missouri	.....W, 3-1
Apr. 23	Missouri	.....W, 9-3
Apr. 25	vs. #7 Mississippi State-5L	.....2-4
Apr. 27	at #10 Arkansas	.....W, 9-1
Apr. 28	at #10 Arkansas	.....W, 4-1
Apr. 28	at #10 Arkansas	.....L, 4-7

May 2	ULM	.....W, 21-7 (7)
May 3	ULM	.....W, 5-3
May 5	at #5 Florida	.....L, 2-11
May 6	at #5 Florida	.....L, 4-7
May 7	at #5 Florida	.....L, 4-6
May 12	#19 Texas A&M	.....L, 5-12
May 13	#19 Texas A&M	.....W, 6-4
May 14	#19 Texas A&M	.....W, 3-3
May 16	at Arkansas State	.....L, 0-5
May 19	at #23 Auburn	.....L, 1-4
May 20	at #23 Auburn	.....L, 1-9
May 21	at #23 Auburn	.....W, 8-4

### SEC Tournament

at Hoover, Ala.

May 23	vs. #20 Auburn-6	.....L, 4-5
--------	------------------	-------------

- 1 - at Shriners Hospitals for Children College Classic; Houston, Texas
- 2 - at MGM Park; Biloxi, Miss.
- 3 - at Autozone Park; Memphis, Tenn.
- 4 - at Trustmark Park; Pearl, Miss.
- 5 - Governor's Cup Game; Pearl, Miss.

### 2018 (48-17/18-12 SEC)

#### WESTERN DIVISION CHAMPIONS

#### SEC TOURNAMENT CHAMPIONS

Feb. 16	Winthrop	.....W, 7-3
Feb. 17	Winthrop	.....W, 8-1
Feb. 18	Winthrop	.....W, 3-1
Feb. 20	Memphis	.....W, 8-6
Feb. 23	Tulane	.....W, 5-4
Feb. 24	Tulane	.....W, 9-1
Feb. 25	Tulane	.....W, 6-3
Feb. 27	Murray State	.....W, 7-6
Mar. 3	at Long Beach State	.....L, 3-4
Mar. 3	at Long Beach State	.....L, 4-3
Mar. 4	at Long Beach State	.....W, 12-1
Mar. 6	Austin Peay	.....W, 11-4
Mar. 7	Little Rock	.....W, 10-2
Mar. 9	Eastern Illinois	.....W, 7-2
Mar. 9	Eastern Illinois	.....W, 4-0
Mar. 11	Eastern Illinois	.....W, 7-3
Mar. 13	at Georgia State	.....W, 5-3
Mar. 14	at Georgia State	.....W, 16-2
Mar. 16	Tennessee	.....L, 6-8
Mar. 17	Tennessee	.....W, 7-1
Mar. 18	Tennessee	.....W, 5-0
Mar. 20	New Orleans	.....W, 9-4
Mar. 22	at #12 Texas A&M	.....W, 5-4
Mar. 23	at #12 Texas A&M	.....L, 6-7
Mar. 24	at #12 Texas A&M	.....W, 7-6
Mar. 27	#14 Southern Miss	.....W, 7-6

Mar. 29	#5 Arkansas	.....L, 4-6
Mar. 30	#5 Arkansas	.....W, 5-4
Mar. 31	#5 Arkansas	.....W, 10-10
Apr. 4	at Memphis-1	.....W, 12-0
Apr. 7	at Mississippi State	.....L, 3-13
Apr. 7	at Mississippi State	.....W, 6-1
Apr. 8	at Mississippi State	.....L, 5-7 (11)
Apr. 10	vs. #12 Southern Miss-2	.....W, 11-3
Apr. 13	at #15 Vanderbilt	.....L, 7-8 (8)
Apr. 15	at #15 Vanderbilt	.....L, 7-8 (7)
Apr. 18	Arkansas State	.....W, 10-3
Apr. 20	#12 Georgia	.....L, 2-3
Apr. 21	#12 Georgia	.....W, 8-4
Apr. 21	#12 Georgia	.....W, 5-2
Apr. 24	vs. Mississippi State-3	.....L, 6-7
Apr. 26	LSU	.....W, 14-3
Apr. 27	LSU	.....L, 2-5
Apr. 28	LSU	.....W, 9-8
May 2	Arkansas Pine Bluff	.....W, 10-3
May 4	at South Carolina	.....L, 5-13
May 5	at South Carolina	.....L, 6-11
May 6	at South Carolina	.....W, 6-5
May 10	#16 Auburn	.....W, 5-4
May 11	#16 Auburn	.....W, 8-3
May 12	#16 Auburn	.....W, 10-3
May 15	at Arkansas State	.....W, 15-8
May 17	at Alabama	.....W, 3-2
May 18	at Alabama	.....L, 0-3
May 19	at Alabama	.....W, 10-8

### SEC Tournament

at Hoover, Ala.

May 23	vs. #21 Auburn	.....L, 3-9
May 24	vs. #8 Georgia	.....W, 5-4 (10)
May 25	vs. #21 Auburn	.....W, 7-0
May 26	vs. Texas A&M	.....W, 2-1
May 27	vs. LSU	.....W, 9-1

### NCAA Oxford Regional

at Oxford, Miss.

June 2	vs. Saint Louis	.....W, 9-2
June 3	vs. Tennessee Tech	.....W, 9-8
June 4	vs. Tennessee Tech	.....L, 5-15
June 4	vs. Tennessee Tech	.....L, 2-3

- 1 - at AutoZonePark; Memphis, Tenn.
- 2 - at Trustmark Park; Pearl, Miss.
- 3 - Governor's Cup Game; Pearl, Miss.

### 2019 (41-27/16-14 SEC)

Feb. 15	Wright State	.....W, 10-1
Feb. 16	Wright State	.....L, 5-9
Feb. 20	Arkansas State	.....W, 15-3
Feb. 22	at Tulane	.....W, 6-4
Feb. 23	at Tulane	.....L, 12-13
Feb. 24	at Tulane	.....W, 6-3
Feb. 26	UT Martin	.....W, 12-6
Mar. 1	Long Beach State	.....W, 7-2
Mar. 2	Long Beach State	.....W, 7-6
Mar. 2	Long Beach State	.....W, 5-3
Mar. 5	Little Rock	.....W, 11-8
Mar. 6	#14 ECU	.....L, 2-3
Mar. 8	UAB	.....W, 15-9
Mar. 9	UAB	.....W, 13-4
Mar. 10	UAB	.....W, 2-1
Mar. 12	at #7 Louisville	.....L, 3-4 (10)
Mar. 13	at #7 Louisville	.....L, 8-10
Mar. 15	Alabama	.....W, 1-0
Mar. 16	Alabama	.....L, 6-8
Mar. 17	Alabama	.....W, 12-2
Mar. 19	Arkansas-Pine Bluff	.....W, 12-2 (8)
Mar. 20	Arkansas-Pine Bluff	.....W, 25-0 (7)
Mar. 22	at Missouri	.....L, 1-2
Mar. 23	at Missouri	.....W, 3-0
Mar. 24	at Missouri	.....L, 5-8
Mar. 26	at Memphis-1	.....W, 9-6
Mar. 29	at #8 Arkansas	.....L, 3-5
Mar. 30	at #8 Arkansas	.....W, 4-3
Mar. 31	at #8 Arkansas	.....W, 10-5
Apr. 2	North Alabama	.....L, 6-10
Apr. 5	#16 Florida	.....W, 12-4
Apr. 6	#16 Florida	.....W, 16-4
Apr. 6	#16 Florida	.....W, 12-10
Apr. 9	vs. Southern Miss-2	.....W, 11-2
Apr. 12	Kentucky	.....W, 8-2
Apr. 14	Kentucky	.....L, 1-4 (7)
Apr. 14	Kentucky	.....L, 2-4 (7)
Apr. 16	Memphis	.....W, 5-2
Apr. 18	at #23 Auburn	.....L, 4-7
Apr. 19	at #23 Auburn	.....W, 5-3
Apr. 20	at #23 Auburn	.....L, 5-6 (10)
Apr. 23	vs. #8 Mississippi State-3	.....L, 1-8
Apr. 25	#6 Texas A&M	.....W, 5-4 (11)
Apr. 26	#6 Texas A&M	.....W, 13-3
Apr. 27	#6 Texas A&M	.....W, 3-2
May 1	at Southern Miss	.....L, 3-5
May 3	at #9 LSU	.....L, 3-8
May 4	at #9 LSU	.....W, 5-1
May 5	at #9 LSU	.....W, 19-15 (10)
May 10	#5 Mississippi State	.....L, 0-2
May 11	#5 Mississippi State	.....L, 5-8
May 12	#5 Mississippi State	.....L, 5-11
May 14	at Arkansas State	.....L, 5-6
May 16	at #23 Tennessee	.....L, 0-7

May 17	at #23 Tennessee	.....L, 5-7
May 18	at #23 Tennessee	.....W, 5-4

### SEC Tournament

at Hoover, Ala.

May 21	vs. Missouri	.....W, 2-1
May 22	vs. #4 Arkansas	.....L, 3-5
May 23	vs. #15 Texas A&M	.....W, 3-2
May 24	vs. #4 Arkansas	.....W, 1-0
May 25	vs. #7 Georgia	.....W, 5-3
May 26	vs. #2 Vanderbilt	.....L, 10-11

### NCAA Oxford Regional

at Oxford, Miss.

May 31	vs. Jacksonville State	.....W, 16-2
June 1	vs. Clemson	.....W, 6-1
June 2	vs. Jacksonville State	.....W, 19-4

### NCAA Fayetteville Super Regional

at Fayetteville, Ark.

June 8	vs. #5 Arkansas	.....L, 2-11
June 9	vs. #5 Arkansas	.....W, 13-5
June 10	vs. #5 Arkansas	.....L, 1-14

- 1 - at AutoZonePark; Memphis, Tenn.
- 2 - at Trustmark Park; Pearl, Miss.
- 3 - Governor's Cup Game; Pearl, Miss.

### 2020 (16-1/0-0 SEC)

Feb. 14	#1 Louisville	.....L, 2-7
Feb. 15	#1 Louisville	.....W, 8-6



Opponent	GP	W	L	T	Pct.	First Meeting	Last Meeting	Opponent	GP	W	L	T	Pct.	First Meeting	Last Meeting
Ablene Christian	1	1	0	0	1.000	2000	2000	Minnesota	16	10	6	0	.625	1930	2008
Air Force	1	1	0	0	1.000	1998	1998	Mississippi Valley State	3	3	0	0	1.000	2002	2002
Alabama*	367	155	210	2	.425	1895	2021	Mississippi State	466	211	250	5	.453	1893	2021
Alcorn State	3	3	0	0	1.000	2021	2020	Mississippi College	38	29	9	0	.763	1910	1995
Arizona	5	2	3	0	.400	1956	2021	Missouri	22	12	10	0	.545	1958	2019
Arizona State	3	0	3	0	.000	1964	2007	Missouri-St. Louis	2	1	1	0	.500	1971	1971
Arkansas	103	49	54	0	.476	1982	2021	Monmouth (NJ)	2	2	0	0	1.000	1999	2009
Arkansas-Pine Bluff	10	10	0	0	1.000	2009	2019	Morehead State	19	15	4	0	.789	1977	1999
Arkansas State	112	88	24	0	.786	1951	2021	Murray State	24	20	3	1	.854**	1964	2018
Army	1	1	0	0	1.000	1998	1998	Navy	2	2	0	0	1.000	1988	1988
Auburn	184	95	88	1	.519	1938	2021	New Hampshire	1	1	0	0	1.000	1956	1956
Austin Peay	21	19	2	0	.905	2021	2018	New Orleans	13	10	3	0	.769**	1980	2018
Ball State	1	1	0	0	1.000	2016	2016	New York	1	0	1	0	.000	1969	1969
Batesville	2	1	1	0	.500	1923	1923	New York Tech	3	3	0	0	1.000	2003	2003
Baylor	6	1	5	0	.167	1999	2017	Nicholls State	26	17	8	1	.673	1962	2017
Belhaven	1	1	0	0	1.000	1991	1991	North Alabama	11	9	2	0	.818	1983	2021
Belmont	5	5	0	0	1.000	2005	2021	North Carolina	4	4	0	0	1.000	1964	1969
Bethune-Cookman	1	1	0	0	1.000	2006	2006	Northern Illinois -6	7	7	0	0	1.000	1939	1970
Binghamton	1	1	0	0	1.000	2013	2013	Northwestern	3	3	0	0	1.000	1996	1996
Birmingham Southern	5	5	0	0	1.000	1961	2004	Northwestern (La.) State	4	3	1	0	.750	2005	2008
Bradley-1	4	2	2	0	.500	1940	1956	Notre Dame	5	4	1	0	.800	1953	1997
BYU	1	0	1	0	.000	1969	1969	Oakland	3	3	0	0	1.000	2010	2010
Camp Shelby	1	1	0	0	1.000	1918	1918	Ohio State	3	2	1	0	.667	1977	1977
Centenary	5	4	1	0	.800	1957	1993	Oklahoma	6	4	2	0	.667	1992	2005
Central Arkansas	7	6	1	0	.857	2008	2021	Oklahoma State	3	0	3	0	.000	1993	2001
Christian Brothers	5	5	0	0	1.000	1985	1995	Old Dominion	2	1	1	0	.500	1995	1995
Cincinnati	1	1	0	0	1.000	2016	2016	Oral Roberts	5	2	2	0	.500	1982	1982
Clarksdale -1	6	3	3	0	.500	1941	1951	Pensacola Navy	1	1	0	0	1.000	1950	1950
Clemson	14	7	7	0	.500	1968	2019	Princeton	3	3	0	0	1.000	2020	2020
College Hill	2	2	0	0	1.000	1923	1923	Purdue	3	3	0	0	1.000	2005	2005
Coastal Carolina	1	1	0	0	1.000	2016	2016	Rhode Island	3	3	0	0	1.000	2013	2013
CSU Bakersfield	1	0	1	0	.000	2015	2015	Rhodes	3	3	0	0	1.000	1985	1989
Cumberland	12	8	4	0	.667	1910	1993	Rice	3	1	2	0	.333	1992	2005
Delaware	1	1	0	0	1.000	1969	1969	S.L.I.	4	2	2	0	.500	1940	1940
Delta State	105	72	31	2	.695	1937	1999	St. Francis (NY)	1	1	0	0	1.000	2001	2001
Duke	3	2	1	0	.667	1956	1956	St. John's	2	1	1	0	.500	2010	2010
ECU	5	4	1	0	.800	2017	2020	Saint Louis	9	8	1	0	.889	1983	2018
East Tennessee State	1	1	0	0	1.000	1983	1983	St. Olaf	1	1	0	0	1.000	1990	1990
Eastern Illinois	9	9	0	0	1.000	2002	2018	Sam Houston State	5	5	0	0	1.000	2005	2007
Eastern Kentucky	8	7	1	0	.875	1995	1997	Samford	8	5	3	0	.625	1991	2011
Evansville	7	5	2	0	.714	1990	2007	SE Louisiana	23	17	6	0	.739	1959	2014
Florida	105	52	53	0	.495	1948	2021	SI Missouri State	4	1	3	0	.250	1991	2005
Florida International	6	6	0	0	1.000	2013	2016	South Alabama	31	17	14	0	.549	1971	2009
Florida State	9	2	7	0	.222	1949	2021	South Carolina	64	27	37	0	.422	1994	2021
Freed-Hardeman	3	3	0	0	1.000	1998	1998	Southeast Missouri -14	19	17	2	0	.895	1996	2021
Furman	3	3	0	0	1.000	2017	2017	Southern (Baton Rouge)	2	2	0	0	1.000	1969	2001
Georgia	87	47	40	0	.540**	1929	2021	Southern California	4	0	4	0	.000	1964	1997
Georgia State	7	6	1	0	.857	2014	2018	Southern Illinois	15	12	3	0	.800	1958	2005
Georgia Tech	5	2	3	0	.400	1916	1959	Southern Miss	131	79	52	0	.603	1916	2021
Grambling State	3	3	0	0	1.000	2016	2016	Southern Western -7	11	10	1	0	.909	1910	1929
Greenville Air Force Base	1	1	0	0	1.000	1954	1954	Stetson	7	6	1	0	.857	2003	2015
Greenville Dixie League	2	1	1	0	.500	1935	1935	T.M.I.	2	2	0	0	1.000	1923	1923
Harding	1	1	0	0	1.000	1991	1991	Tate County A.H.S.	4	4	0	0	1.000	1923	1923
Hazlehurst	1	1	0	0	1.000	1954	1954	TCU	19	10	9	0	.526	1994	2021
Henderson State	1	1	0	0	1.000	1988	1988	Tennessee	91	50	41	1	.549	1907	2019
High Point	1	1	0	0	1.000	2020	2020	Tennessee-Chattanooga	1	0	1	0	.000	1971	1971
Houston	8	7	1	0	.875	1992	2012	Tennessee Tech	6	4	2	0	.667	1956	2018
Howard	5	3	2	0	.600	1928	1930	Texas	20	6	14	0	.300	1900	2021
Illinois	13	6	7	0	.461	1916	1987	Texas-Arlington	1	0	1	0	.000	2003	2003
Illinois-Chicago	3	2	1	0	.667	2006	2006	Texas A&M	32	17	15	0	.531	1998	2021
Illinois College	3	3	0	0	1.000	1989	1989	Texas Southern	1	1	0	0	1.000	1992	1992
Illinois State	4	4	0	0	1.000	1974	1977	Texas Tech	3	2	1	0	.667	2014	2021
Illinois Wesleyan	26	20	6	0	.769	1940	1990	Troy State	5	5	0	0	1.000	1977	1995
Indiana	14	8	6	0	.571	1929	2020	Tulane	130	89	39	2	.685	1898	2019
Indiana State	10	8	2	0	.800	1977	2008	UAB	26	16	10	0	.615	1981	2019
Iowa	6	3	3	0	.500	1926	1997	UCF-11	10	6	4	0	.600	1995	2021
J.M.C.	6	3	3	0	.500	1902	1902	UCLA	7	3	4	0	.429**	1969	2007
Jackson	2	0	1	1	.250	1928	1928	UC-Riverside	1	1	0	0	.000	1969	1969
Jackson State	8	8	0	0	1.000	1993	2021	ULM-3	50	37	12	1	.750	1968	2021
Jacksonville	1	1	0	0	1.000	1972	1972	UNC-Wilmington	6	6	0	0	1.000	2012	2017
Jacksonville State	6	6	0	0	1.000	2002	2019	Union -8	27	24	3	0	.889	1902	1991
Kansas State	15	10	5	0	.667	1965	1986	University of the South -9	4	4	0	0	1.000	1910	1910
Kentucky	87	52	35	0	.598	1925	2019	UT Martin-12	20	18	2	0	.900	1992	2021
LSU	345	161	183	1	.467	1906	2021	Utah	1	0	1	0	.000	2016	2016
Lamar	2	1	1	0	.500	1992	2005	Vanderbilt	133	69	62	2	.519**	1900	2021
Lambuth	2	2	0	0	1.000	1947	1947	Vermont	3	3	0	0	1.000	2009	2009
Liberty	1	1	0	0	1.000	2009	2009	Virginia	8	2	6	0	.250	1972	2014
Lipscomb	6	6	0	0	1.000	2011	2013	Virginia Tech	1	1	0	0	1.000	1969	1969
Little Rock -13	25	20	5	0	.800	1978	2021	Washington	3	2	1	0	.667	2004	2014
Livingston	16	12	4	0	.750	1977	1991	West Florida	1	1	0	0	1.000	1984	1984
Long Beach State	8	6	2	0	.750	1995	2019	Western Illinois -10	3	3	0	0	1.000	1947	1982
Louisiana -2	6	3	3	0	.500	1968	2014	Western Michigan	3	3	0	0	1.000	2003	2003
Louisiana Tech -4	39	27	12	0	.692	1912	2021	West Virginia	2	1	1	0	.500	1964	1998
Louisville	19	10	9	0	.526	1991	2020	Western Kentucky	9	5	4	0	.556	1994	2011
Loyola-New Orleans	4	2	2	0	.500	1956	1957	Wheaton	2	2	0	0	1.000	1955	1955
McNeese State	6	3	3	0	.500	1967	2003	Wichita State	2	0	2	0	.000	2003	2003
Maine	4	4	0	0	1.000	2005	2006	William & Mary	5	2	3	0	.400	2013	2015
Marion	1	1	0	0	1.000	1910	1910	William Carey	7	5	2	0	.714	1973	1994
Maryland	1	0	1	0	.000	2015	2015	Winthrop	3	3	0	0	1.000	2018	2018
Memphis' O'Harrigans	1	1	0	0	1.000	1910	1910	Wisconsin	6	5	1	0	.833	1924	1925
Memphis -5	154	99	55	0	.643	1916	2021	Wright State	11	7	4	0	.636	2007	2019
Memphis Univ. School	2	2	1	0	.500	1902	1902	Xavier	3	3	0	0	1.000	2020	2020
Mercer	1	0	1	0	.000	2009	2009								
Meridian	6	1	5	0	.167	1928	1950								
Meridian CSL	1	0	1	0	.000	1954	1954								
Miami (FL)	5	1	4	0	.200	1977	2008								
Miami (OH)	3	2	1	0	.667	2012	2012								
Michigan State	2	2	0	0	1.000	1931	1931								
Middle-Tennessee State	18	6	12	0	.333	1978	1995								
Millsaps	35	23	11	1	.671	1912	1947								



# SEC TOURNAMENT RESULTS

## 1956 SEC CHAMPIONSHIP SERIES

Game 1 — at Florida 8, Ole Miss 3  
Game 2 — Florida 5, Ole Miss 1

## 1959 SEC CHAMPIONSHIP SERIES

Game 1 — Georgia Tech 4, at Ole Miss 3  
Game 2 — Ole Miss 8, at Georgia Tech 5  
Game 3 — at Ole Miss 11, Georgia Tech 7

## 1960 SEC CHAMPIONSHIP SERIES

Game 1 — Ole Miss 15, at Florida 7  
Game 2 — at Ole Miss 6, Florida 1

## 1963 SEC CHAMPIONSHIP SERIES

Game 1 — at Ole Miss 7, Auburn 5  
Game 2 — at Auburn 7, Ole Miss 4  
Game 3 — at Auburn 6, Ole Miss 2

## 1964 SEC CHAMPIONSHIP SERIES

Game 1 — at Auburn 10, Ole Miss 9  
Game 2 — at Ole Miss 7, Auburn 0  
Game 3 — at Ole Miss 5, Auburn 0

## 1967 SEC CHAMPIONSHIP SERIES

Game 1 — Auburn 2, at Ole Miss 1  
Game 2 — at Auburn 9, Ole Miss 6

## 1969 SEC CHAMPIONSHIP SERIES

Game 1 — at Ole Miss 8, Florida 2  
Game 2 — Ole Miss 4, at Florida 1

## 1972 SEC CHAMPIONSHIP SERIES

Game 1 — Ole Miss 5, at Vanderbilt 3  
Game 2 — at Ole Miss 5, Vanderbilt 4

## 1977 SEC TOURNAMENT

at Oxford

Game 1 — Ole Miss 9, Vanderbilt 7  
W- Ferrell (5-2) L- Sanderson  
Game 2 — Florida 5, Ole Miss 4  
W- Stamper L- Ferrell (5-3)  
Game 3 — Ole Miss 11, Mississippi State 3  
W- Ziblich (11-3) L- Maher  
Game 4 — Ole Miss 7, Florida 6  
W- Purvis (5-1) L- Abell  
Game 5 — Ole Miss 7, Florida 4  
W- Calhoun (8-5) L- Baumgarten

## 1980 SEC TOURNAMENT

at Gainesville, Florida

Game 1 — Ole Miss 3, Florida 2  
W- Calhoun L- Mikesell  
Game 2 — Auburn 7, Ole Miss 4  
W- Constan L- Adams  
Game 3 — Vanderbilt 21, Ole Miss 0  
W- Jahnke L- Davis

## 1982 SEC TOURNAMENT

at Gainesville, Florida

Game 1 — Ole Miss 10, Tennessee 4  
W- Farmer (7-4) L- Carson  
Game 2 — Florida 8, Ole Miss 7  
W- Krsnich L- Renfroe (6-1)  
Game 3 — Tennessee 12, Ole Miss 11  
W- Farmer (7-4) L- Carson

## 1993 SEC WESTERN DIVISION TOURNAMENT

at Baton Rouge, Louisiana

Game 1 — LSU 6, Ole Miss 1  
W- Sirotko (8-5) L- McNeese (6-6)  
Game 2 — Ole Miss 4, Alabama 2  
W- Ryan (7-3) L- Shoemaker (3-3)  
Game 3 — Mississippi State 3, Ole Miss 2  
W- Rath (7-5) L- Young (2-8)

## 1994 SEC WESTERN DIVISION TOURNAMENT

at Oxford

Game 1 — Mississippi State 4, Ole Miss 1  
W- Rath (10-3) L- McNeese (6-7)  
Game 2 — Ole Miss 5, Alabama 4  
W- Barbour (1-2) L- Stubbs (4-7)  
Game 3 — Mississippi State 10, Ole Miss 2  
W- Loewer (7-5) L- Young (3-4)

## 1995 SEC WESTERN DIVISION TOURNAMENT

at Starkville, Mississippi

Game 1 — Arkansas 5, Ole Miss 2  
W- Carnes (7-4) L- Price (11-4)  
Game 2 — Auburn 10, Ole Miss 3  
- Morrison (11-2) L- Callaway (6-7)

## 1999 SEC TOURNAMENT

at Hoover, Alabama

Game 1 — Alabama 7, Ole Miss 6  
W- Green (5-1) L- McAvoy (8-5)  
Game 2 — Ole Miss 2, South Carolina 0  
W- McShea (6-3) L- Bouknight (7-4)  
Game 3 — Mississippi State 2, Ole Miss 0  
W- Brock (4-0) L- N. Lyons (4-4)

## 2001 SEC TOURNAMENT

at Hoover, Alabama

Game 1 — Ole Miss 17, Tennessee 6  
W- Montreos (10-4) L- Parker (4-3)  
Game 2 — LSU 13, Ole Miss 2  
W- Mestepey (10-3) L- Yates (7-3)  
Game 3 — Ole Miss 7, Florida 6  
W- Bradshaw (4-1) L- Hart (3-3)  
Game 4 — LSU 12, Ole Miss 6  
W- Nugent (7-2) L- Gray (3-3)

## 2003 SEC TOURNAMENT

at Hoover, Alabama

Game 1 — Mississippi State 5, Ole Miss 4 (12 innings)  
W- Gant (4-1) L- B. Wright (4-4)  
Game 2 — Ole Miss 8, Arkansas 7  
W- Pettway (1-0) L- Boyce (5-5)  
Game 3 — Mississippi State 4, Ole Miss 1  
W- Gant (5-1) L- Holliman (4-7)

## 2004 SEC TOURNAMENT

at Hoover, Alabama

Game 1 — South Carolina 7, Ole Miss 6 (10 innings)  
W- Blackwell (4-3) L- Head (6-2)  
Game 2 — Arkansas 4, Ole Miss 3  
W- Boyce (8-2) L- Cupps (3-4)

## 2005 SEC TOURNAMENT

at Hoover, Alabama

Game 1 — Ole Miss 3, Alabama 1  
W- Holliman (7-3) L- LeBlanc (4-5)  
Game 2 — Florida 10, Ole Miss 7  
W- Porter (2-1) L- Head (7-3)  
Game 3 — Ole Miss 5, Alabama 3  
W- Pettway (2-1) L- Robertson (7-5)  
Game 4 — Ole Miss 14, Florida 1  
W- Cupps (8-3) L- Ball (6-4)  
Game 5 — Ole Miss 4, Florida 2  
W- Baumgardner (2-1) L- Boss (6-4)  
Game 6 — Mississippi State 4, Ole Miss 1  
W- Dunn (6-2) L- Holliman (7-4)

## 2006 SEC TOURNAMENT

at Hoover, Alabama

Game 1 — Ole Miss 9, Arkansas 4  
W- Kline (4-2) L- Schmidt (9-3) S- Satterwhite (2)  
Game 2 — Ole Miss 12, LSU 1  
W- Bukvich (6-5) L- Coleman (5-6)  
Game 3 — Ole Miss 9, Alabama 2  
W- Lynn (6-3) L- Davis (1-3)  
Game 4 — Ole Miss 9, Vanderbilt 3  
W- Rodriguez (4-3) L- Rhoden (3-1) S- Kline (3)

## 2007 SEC TOURNAMENT

at Hoover, Alabama

Game 1 — Ole Miss 3, Mississippi State 1  
W- Kline (6-2) L- Pigott (5-6)  
Game 2 — Ole Miss 6, Tennessee 3  
W- Lynn (7-4) L- Cobb (8-6) S- Satterwhite (4)  
Game 3 — Vanderbilt 13, Ole Miss 1 (8 innings)  
W- Crowell (4-1) L- Bukvich (7-3)  
Game 4 — Vanderbilt 7, Ole Miss 6 (10 innings)  
W- Weathers (11-2) L- Satterwhite (4-4)

## 2008 SEC TOURNAMENT

at Hoover, Alabama

Game 1 — Ole Miss 4, Georgia 1  
W- Lynn (7-3) L- Montgomery (2-2) S- Bittle (8)  
Game 2 — Ole Miss 8, Kentucky 7  
W- Morgan (3-0) L- Green (8-6)  
Game 3 — Vanderbilt 7, Ole Miss 4  
W- Jacobson (2-4) L- McKean (4-1) S- Brewer (8)  
Game 4 — Ole Miss 8, Vanderbilt 7  
W- Morgan (4-0) L- Hayes (2-1)  
Game 5 — LSU 8, Ole Miss 2  
W- Coleman (6-0) L- Baker (3-5)

## 2009 SEC TOURNAMENT

at Hoover, Alabama

Game 1 — Georgia 6, Ole Miss 3  
W- Grimm (3-4) L- Pomeranz (6-4)  
Game 2 — Florida 12, Ole Miss 2  
W- DeScaffini (6-3) L- Bukvich (9-3)

## 2010 SEC TOURNAMENT

at Hoover, Alabama

Game 1 — Ole Miss 3, South Carolina 0  
W- Pomeranz (8-2) L- Belcher (3-1) S- Huber (11)  
Game 2 — Alabama 6, Ole Miss 3  
W- Kilcrease (6-2) L- Barrett (7-4) S- Smith (4)  
Game 3 — Ole Miss 10, Auburn 7 (10 innings)  
W- Tracy (4-3) L- Ray (2-3) S- Huber (12)  
Game 4 — LSU 8, Ole Miss 0 (7 Innings)  
W- Alsup (4-0) L- McKean (4-2)

## 2012 SEC TOURNAMENT

at Hoover, Alabama

Game 1 — Kentucky 2, Ole Miss 0  
W- Reed (5-2) L- Wahl (6-3) S- Rogers (1)  
Game 2 — Ole Miss 2, Arkansas 0  
W- Mayers (5-3) L- Baxendale (7-4) S- Huber (10)  
Game 3 — LSU 11, Ole Miss 2  
W- Gausman (10-1) L- Bailey (2-2)

## 2013 SEC TOURNAMENT

at Hoover, Alabama

Game 1 — Ole Miss 4, Kentucky 1  
W- Mayers (5-5) L- Grundy (6-6) S- Bailey (4)  
Game 2 — Arkansas 2, Ole Miss 1 (10 Innings)  
W- Beeks (6-1) L- Greenwood (3-5)  
Game 3 — Alabama 7, Ole Miss 5 (10 Innings)  
W- Hawley (5-2) L- Bailey (4-2)

## 2014 SEC TOURNAMENT

at Hoover, Alabama

Game 1 — Arkansas 2, Ole Miss 1  
W- Oliver (8-4) L- Ellis (9-1) S- Stone (2)  
Game 2 — Ole Miss 7, Vanderbilt 2  
W- Greenwood (2-1) L- Beede (7-7)  
Game 3 — Arkansas 7, Ole Miss 8  
W- Gunn (4-2) L- Short (3-3) S- Stone (3)

## 2015 SEC TOURNAMENT

at Hoover, Alabama

Game 1 — Alabama 6, Ole Miss 1  
W- Bramblett (8-3) L- Weathersby (4-2)

## 2016 SEC TOURNAMENT

at Hoover, Alabama

Game 1 — Ole Miss 5, Georgia 1  
W- Bramblett (8-3) L- Holder (4-5)  
Game 2 — Ole Miss 10, South Carolina 4  
W- Parkinson (5-3) L- Schmidt (9-3)  
Game 3 — Ole Miss 12, Vanderbilt 9  
W- McArthur (6-1) L- Sheffield (8-5)  
Game 4 — Texas A&M 12, Ole Miss 8  
W- Martin (2-1) L- Short (2-2)

## 2017 SEC TOURNAMENT

at Hoover, Alabama

Game 1 — Auburn 5, Ole Miss 4  
W- Mize (7-2) L- Stokes (2-2)

## 2018 SEC TOURNAMENT

at Hoover, Alabama

Game 1 — Auburn 9, Ole Miss 3  
W- Burns (6-4), L- Holston (2-1)  
Game 2 — Ole Miss 5, Georgia 4 (10 innings)  
W- Caracci (4-2), L- Schunk (2-2)  
Game 3 — Ole Miss 7, Auburn 0  
W- McArthur (6-0), L- Mitchell (2-2)  
Game 4 — Ole Miss 2, Texas A&M 1  
W- Fowler (7-0), L- Kilkenny (8-4), S- Ethridge (3)  
Game 5 — Ole Miss 9, LSU 1  
W- Rolison (9-4), L- Gilbert (3-5)

## 2019 SEC TOURNAMENT

at Hoover, Alabama

Game 1 — Ole Miss 2, Missouri 1  
W- Ethridge (6-6) L- Cantleberry (4-5) S- Olenek (2)  
Game 2 — #4 Arkansas 5, Ole Miss 3  
W- Kopps (6-3) L- Phillips (4-3) S- Cronin (11)  
Game 3 — Ole Miss 1, #15 Texas A&M 0  
W- Nkhazy (7-3) L- Miller (4-2) S- Caracci (9)  
Game 4 — Ole Miss 3, #4 Arkansas 2  
W- Miller (5-2) L- Vermillion (4-1) S- Caracci (10)  
Game 5 — Ole Miss 5, #7 Georgia 3  
W- Cioffi (2-2) L- Locey (10-2) S- Caracci (11)  
Game 6 — #2 Vanderbilt 11, Ole Miss 10  
W- Brown (3-1) L- Miller (5-3)

## 2021 SEC TOURNAMENT

at Hoover, Alabama

Game 1 — Ole Miss 7, Auburn 4  
W- Nkhazy (9-2) L- Owen (2-5) S- Broadway (13)  
Game 2 — #2 Vanderbilt 5, Ole Miss 4  
W- Murphy (2-1) L- Dougherty (1-2)  
Game 3 — Ole Miss 4, Georgia 0  
W- McDaniel (5-0) L- Sullivan (1-2)  
Game 4 — Ole Miss 4, #2 Vanderbilt 1  
W- Myers (4-2) L- Leiter (8-3) S- Johnson (1)  
Game 5 — #1 Arkansas 3, Ole Miss 2  
W- Tole (1-0) L- Kimbrell (5-1) S- Noland (1)

## ALL-TIME SEC TITLES

Title(s)	Year
Division	1954
Division	1956
Regular Season, West	1959
Regular Season, West	1960
Western Division	1963
Regular Season, West	1964
Western Division	1967
Regular Season, West	1969
Regular Season, West	1972
Tournament, Regular Season, West	1977
Western Division	1982
Western Division	2005
Tournament	2006
Regular Season, West	2009
Western Division	2014
Tournament, West	2018

## OLE MISS VS. SEC TOURNAMENT OPPONENTS

Opponent	W	L	Meetings	Win Pct.
Alabama	5	4	9	0.556
Arkansas	4	7	11	0.364
Auburn	6	10	16	0.375
Florida	10	6	16	0.625
Georgia	5	1	6	0.833
Georgia Tech	2	1	3	0.667
Kentucky	2	1	3	0.667
LSU	2	6	8	0.250
Mississippi State	2	7	9	0.222
Missouri	1	0	1	1.000
South Carolina	3	1	4	0.750
Tennessee	3	1	4	0.750
Texas A&M	2	1	3	0.667
Vanderbilt	8	6	14	0.571
<b>Totals</b>	<b>56</b>	<b>51</b>	<b>107</b>	<b>0.523</b>



## 1956 NCAA DISTRICT III PLAYOFFS

at Gastonia, North Carolina

- Game 1 — Ole Miss 4, Tennessee Tech 3
- Game 2 — Ole Miss 3, Tennessee Tech 2
- Game 3 — Duke 4, Ole Miss 2
- Game 4 — Ole Miss 6, Duke 2
- Game 5 — Ole Miss 7, Duke 1

## 1956 COLLEGE WORLD SERIES

at Omaha, Nebraska

- Game 1 — Ole Miss 13, New Hampshire 12
- Game 2 — Ole Miss 4, Bradley 0
- Game 3 — Minnesota 13, Ole Miss 5
- Game 4 — Arizona 7, Ole Miss 3

## 1964 NCAA DISTRICT III PLAYOFFS

at Gastonia, North Carolina

- Game 1 — Ole Miss 11, West Virginia 0
- Game 2 — Ole Miss 4, North Carolina 3
- Game 3 — Ole Miss 13, North Carolina 1

## 1964 COLLEGE WORLD SERIES

at Omaha, Nebraska

- Game 1 — Southern California 3, Ole Miss 2
- Game 2 — Arizona State 5, Ole Miss 0

## 1969 NCAA DISTRICT III PLAYOFFS

at Gastonia, North Carolina

- Game 1 — Ole Miss 7, Virginia Tech 6 (11)
- Game 2 — Ole Miss 6, North Carolina 5
- Game 3 — Ole Miss 5, North Carolina 2

## 1969 COLLEGE WORLD SERIES

at Omaha, Nebraska

- Game 1 — New York 8, Ole Miss 3
- Game 2 — Ole Miss 8, Southern Illinois 1
- Game 3 — Texas 14, Ole Miss 1

## 1972 NCAA DISTRICT III PLAYOFFS

at Gastonia, North Carolina

- Game 1 — Ole Miss 9, Jacksonville 3
- Game 2 — Virginia 9, Ole Miss 3
- Game 3 — Ole Miss 8, Florida State 3
- Game 4 — Ole Miss 8, South Alabama 4
- Game 5 — Ole Miss 12, South Alabama 1

## 1972 COLLEGE WORLD SERIES

at Omaha, Nebraska

- Game 1 — Southern California 8, Ole Miss 6
- Game 2 — Texas 9, Ole Miss 8

## 1977 NCAA SOUTH REGIONAL

at Miami, Florida

- Game 1 — Clemson 8, Ole Miss 7 (L- Purvis, 5-2)
- Game 2 — Ole Miss 5, Morehead State 2 (W- Calhoun, 9-5)
- Game 3 — Miami (FL) 5, Ole Miss 2 (L- Ladd, 4-3)



Ole Miss head coach Tom Swayze (1951-71) led the Rebels to three College World Series appearances.



Joe Gibbon helped the Rebels advance to the College World Series for the first time in program history in 1956. It was the first ever NCAA Tournament appearance for the Rebels and marked the first of five College World Series appearances for Ole Miss to date.

## 1995 NCAA ATLANTIC I REGIONAL

Game 1 • May 25

Dick Howser Stadium • Tallahassee, Fla.

Ole Dominion 5, Ole Miss 3

Ole Dominion	001	300	100	-	5	14	2
Ole Miss	000	000	210	-	3	6	1

W- Wheeler (7-1) L- Price (11-5) SV- Walker (2)

HR- Symmonds, OD (9), Dellucci, UM (14)

ATT- 750 T- 2:17

Game 2 • May 26

Dick Howser Stadium • Tallahassee, Fla.

Ole Miss 8, Troy State 5

Ole Miss	000	000	134	-	8	15	1
Troy State	021	000	002	-	5	9	0

W- Callaway (7-7) L- Ludington (6-6) SV- DeYoung (3)

HR- Abernathy, UM (10), Dellucci, UM (15), Johnson, UM (5)

ATT- 1,034 T- 3:02

Game 3 • May 27

Dick Howser Stadium • Tallahassee, Fla.

Ole Miss 10, Central Florida 4

Ole Miss	020	302	111	-	10	15	2
Central Florida	000	300	010	-	4	8	3

W- McNeese (10-4) L- Gomes (8-1)

HR- Bryan, UM (1), Harrelson, UM (2), Johnson, UM (8)

ATT- 1,011 T- 2:38

Game 4 • May 27

Dick Howser Stadium • Tallahassee, Fla.

Ole Miss 5, Old Dominion 4

Ole Miss	301	000	010	-	5	11	1
Old Dominion	200	010	010	-	4	8	2

W- Young (5-1) L- O'Reilly (5-4)

HR- Abernathy, UM (11), Dellucci, UM (16)

ATT- 1,006 T- 2:22

Game 5 • May 28

Dick Howser Stadium • Tallahassee, Fla.

Florida State 13, Ole Miss 1

Florida State	214	004	200	-	13	13	1
Ole Miss	000	100	000	-	1	7	0

W- Morgan (4-2) L- Price (11-6)

HR- Martin, FSU (9), Mientkiewicz, FSU 2 (17), Dellucci, UM (17)

ATT- 3,761 T- 2:34

## OLE MISS ATLANTIC I REGIONAL STATISTICS

### BATTING

BATTER	G	AB	R	H	Avg.	2B	3B	HR	RBI	SB
Morgan	5	10	1	5	.500	1	1	0	2	0
MacMillan	4	7	1	3	.429	0	0	0	1	0
Harrelson	5	19	3	8	.421	1	0	1	2	0
Johnson	5	20	4	7	.350	0	0	0	1	0
Dellucci	5	21	4	7	.333	0	0	4	4	2
Lewis	5	20	2	6	.300	0	0	0	1	0
Afenir	5	19	3	5	.263	2	0	1	1	0
Abernathy	4	12	2	3	.250	1	0	1	4	0

McKensik	5	17	3	4	.235	0	0	0	0	1
Ignatius	5	18	2	4	.222	1	0	0	4	1
Bryan	3	9	2	2	.222	0	1	1	4	0
Huisman	1	2	0	0	.000	0	0	0	0	0
Knight	2	0	0	0	.000	0	0	0	0	0
TOTALS	5	179	27	54	.302	6	2	8	24	4

### PITCHING

PITCHER	G-GS	W-L-S	ERA	IP	H	ER	BB	SO
McKenzie	1-0	0-0-1	0.00	2.0	1	0	1	3
Easterling	1-0	0-0-0	0.00	1.0	0	0	1	1
McNeese	1-1	1-0-0	1.00	9.0	8	1	3	3
Young	1-1	1-0-0	3.86	7.0	7	3	3	4
Callaway	1-1	1-0-0	4.15	8.2	9	4	4	6
Price	2-2	0-2-0	8.18	11.0	21	10	2	4
Vowell	1-0	0-0-0	6.00	3.0	3	2	2	1
DeYoung	2-0	0-0-1	13.51	3.1	3	5	6	1
Barbour	1-0	0-0-0	99.99	0.0	0	1	2	0
TOTALS	5-5	3-2-2	5.20	45.0	52	26	24	23

## 1999 NCAA COLLEGE STATION REGIONAL

Game 1 • May 28

Olsen Field • College Station, Texas

#2 Long Beach State 4, #3 Ole Miss 3

Ole Miss	020	000	100	0	-	3	12	0
Long Beach	101	010	000	1	-	4	8	2

W- Ward (3-3) L- McAvoy (8-6)

HR- Rosamond, UM (18), Dobbs, LBS (8)

ATT- 4,476 T- 2:55

Game 2 • May 29

Olsen Field • College Station, Texas

#3 Ole Miss 12, #4 Monmouth (NJ) 3

Ole Miss	154	020	000	-	12	17	0
Monmouth (NJ)	000	003	000	-	3	6	1

W- McShea (7-3) L- Severino (3-3) SV- Morris (1)

HR- Hill, UM (2), Henderson, UM (9), Law, MU (8)

ATT- 4,476 T- 2:45

Game 3 • May 29

Olsen Field • College Station, Texas

#1 Texas A&M 13, #3 Ole Miss 7

Texas A&M	030	020	440	-	13	15	1
Ole Miss	003	000	031	-	7	15	0

W- M. Ward (8-0) L- N. Lyons (4-5)

HR- Holt, A&M 2 (30), Lindsey, A&M (14), Sobek, A&M (7), Henderson, UM 2 (11)

ATT- 5,977 T- 2:40

## OLE MISS COLLEGE STATION REGIONAL STATISTICS

### BATTING

BATTER	G	AB	R	H	Avg.	2B	3B	HR	RBI	SB
Robinson	3	7	1	5	.714	2	0	0	1	0
Shelton	2	5	1	3	.600	0	0	0	0	0
Rosamond	3	14	2	8	.571	2	0	1	2	0
Henderson	3	14	6	7	.500	1	0	3	7	0



# NCAA TOURNAMENT RESULTS

Hutchinson	3	10	3	4	.400	1	1	0	1	0
Davis	1	2	0	1	.500	0	0	0	0	0
Hill	3	12	3	4	.333	0	0	1	4	0
Huisman	3	12	1	4	.333	1	0	0	2	0
Williamson	2	7	1	2	.287	0	0	0	0	0
Harrison	3	9	3	2	.222	1	0	0	0	0
Voltz	2	5	0	1	.200	0	0	0	0	0
Mead	3	7	0	1	.143	0	0	0	1	0
Lafferty	2	8	1	1	.125	1	0	0	0	0
Massey	2	8	0	1	.125	0	0	0	2	0
Farrar	1	2	0	0	.000	0	0	0	0	0
Cox	1	2	0	0	.000	0	0	0	0	0
Morris	1	1	0	0	.000	0	0	0	0	0
TOTALS	3	125	22	44	.352	9	1	5	20	0

PITCHING										
PITCHER	G-GS	W-L-S	ERA	IP	H	ER	BB	SO		
Morris	1-0	0-0-1	0.00	3.1	2	0	1	2		
McShea	1-1	1-0-0	0.00	3.0	3	0	1	2		
Cramblitt	1-0	0-0-0	0.00	1.0	0	0	0	1		
Campbell	1-0	0-0-0	0.00	0.1	2	0	1	1		
McAvoy	1-1	0-1-0	3.86	9.1	8	4	0	3		
N. Lyons	1-1	0-1-0	9.00	5.0	7	5	2	3		
Dickens	1-0	0-0-0	10.12	2.2	1	3	6	1		
Goodwin	1-0	0-0-0	21.60	1.2	4	4	1	1		
Bukvich	1-0	0-0-0	36.00	1.0	2	4	2	1		
TOTALS	3-3	1-2-1	6.59	27.1	29	20	14	15		

## 2001 NCAA NEW ORLEANS REGIONAL

Game 1 • May 25  
Turchin Stadium • New Orleans, La.  
#3 Oklahoma State 5, #2 Ole Miss 4

Oklahoma St.	030	000	010	1	-	5	9	2
Ole Miss	100	000	201	0	-	4	8	0

W- Weaver (8-0) L- Bradshaw (4-2)  
HR- Bollig, OSU (2), Scott, OSU (18)  
ATT- 3,113 T- 3:38

Game 2 • May 26  
Turchin Stadium • New Orleans, La.  
#2 Ole Miss 10, #4 Southern 2

Ole Miss	410	200	102	-	10	9	2
Southern	000	000	002	-	2	3	1

W- Goodwin (5-2) L- Thomas (8-1)  
HR- Hutchinson, UM 2 (14), Christian, UM (13)  
ATT- 2,912 T- 2:38

Game 3 • May 26  
Turchin Stadium • New Orleans, La.  
#3 Oklahoma State 16, #2 Ole Miss 7

Ole Miss	320	010	100	-	7	10	4
Oklahoma St.	222	405	10x	-	16	19	2

W- Rhodes (4-1) L- McShea (4-6)  
HR- Christian, UM (14); Scott, OSU 2 (19)  
ATT- 2,812 T- 3:16

## OLE MISS NEW ORLEANS REGIONAL STATISTICS

BATTING										
BATTER	G	AB	R	H	Avg.	2B	3B	HR	RBI	SB
Hutchinson	3	13	6	7	.538	2	0	2	6	1
Christian	3	13	3	6	.462	1	0	2	6	0
Cox	3	11	4	4	.364	2	0	0	0	2
Robinson	3	6	0	2	.333	1	0	0	0	0
Farrar	3	8	0	2	.250	0	0	0	0	0
Jones	3	11	2	2	.182	0	0	0	0	0
Sterbens	3	14	2	2	.143	0	0	0	1	0
Waite	2	7	0	1	.143	0	0	0	2	0
Lafferty	3	12	1	1	.083	0	0	0	1	0
Tolbert	3	10	1	0	.000	0	0	0	2	0
Nugen	2	3	0	0	.000	0	0	0	0	0
Carter	2	0	1	0	.000	0	0	0	0	0
Conley	2	0	0	0	.000	0	0	0	0	0
Mossberg	2	0	1	0	.000	0	0	0	0	0
Walker	1	0	0	0	.000	0	0	0	0	0
TOTALS	3	108	21	27	.250	7	0	4	18	3

PITCHING										
PITCHER	G-GS	W-L-S	ERA	IP	H	ER	BB	SO		
Goodwin	1-1	1-0-0	0.00	9.0	3	0	1	7		
N. Lyons	1-0	0-0-0	0.00	2.0	1	0	1	2		
Morris	1-0	0-0-0	0.00	0.2	1	0	1	0		
Montrenes	1-1	0-0-0	4.70	7.2	8	4	4	9		
Bradshaw	1-0	0-1-0	5.40	1.2	0	1	1	1		
Yates	1-0	0-0-0	16.20	3.1	9	6	2	1		
McShea	1-1	0-1-0	18.00	2.0	7	4	0	1		
Posey	1-0	0-0-0	27.00	0.2	2	2	1	1		
TOTALS	3-3	1-2-0	5.33	27.0	27	17	20	20		

## 2003 NCAA HOUSTON REGIONAL

Game 1 • May 30  
Reckling Field • Houston, Texas  
#3 Wichita State 4, #2 Ole Miss 2

Wichita State	000	013	000	-	4	6	0
Ole Miss	000	101	000	-	2	9	2

W- Pelfrey (10-2) L- Beam (8-2)  
HR- McCoola, WS (2); Smith, UM (5)

Game 2 • May 31  
Reckling Field • Houston, Texas  
#2 Ole Miss 7, #4 McNeese State 1

Ole Miss	000	102	130	-	7	11	2
McNeese State	001	000	000	-	1	3	2

W- Head (4-1) L- Marceaux (2-4)  
HR- Swearingen, UM (6)

Game 3 • May 31  
Reckling Field • Houston, Texas  
#3 Wichita State 5, #2 Ole Miss 4

Ole Miss	201	000	010	-	4	12	3
Wichita State	111	000	101	-	5	9	0

W- Dennison (1-3) L- Cupps (4-3)  
HR- Pettway, UM (8)

## OLE MISS HOUSTON REGIONAL STATISTICS

BATTING										
BATTER	G	AB	R	H	Avg.	2B	3B	HR	RBI	SB
Mossberg	3	2	1	1	.500	1	0	0	0	1
Rogers	3	9	0	4	.444	0	0	0	0	0
Sterbens	3	12	1	5	.417	1	0	0	0	2
Smith	3	13	2	5	.385	3	0	1	2	0
Tolbert	3	8	1	3	.375	0	0	0	0	1
Head	3	14	2	5	.357	0	0	0	2	0
Swearingen	3	12	2	4	.333	1	0	1	2	1
Pettway	3	10	1	3	.300	1	0	1	3	0
Ciburn	1	4	1	1	.250	1	0	0	2	0
Waite	3	12	2	1	.083	0	0	0	0	0
Donovan	2	7	0	0	.000	0	0	0	0	0
Gunther	1	1	0	0	.000	0	0	0	0	0
Yarbrough	1	0	0	0	.000	0	0	0	0	0
TOTALS	3	104	13	32	.308	8	0	3	11	5

PITCHING										
PITCHER	G-GS	W-L-S	ERA	IP	H	ER	BB	SO		
Head	1-1	1-0-0	1.00	9.0	3	1	2	7		
B. Wright	1-1	0-0-0	3.00	6.0	7	2	3	1		
Cupps	1-0	0-1-0	3.38	2.2	2	1	1	0		
Beam	1-1	0-1-0	4.00	9.0	6	4	1	8		
TOTALS	3-3	1-2-0	2.70	26.2	18	8	7	16		

## 2004 NCAA OXFORD REGIONAL

Game 1 • June 4  
Swayze Field • Oxford, Miss.  
#4 Western Kentucky 1, #1 Ole Miss 0

Western Kentucky	010	000	000	-	1	6	0
Ole Miss	000	000	000	-	0	2	1

W- Hinchman (7-5) L- Head (6-3)  
ATT- 5,038 T- 2:16

Game 2 • June 5  
Swayze Field • Oxford, Miss.  
#3 Washington 7, #1 Ole Miss 2

Washington	500	010	001	-	7	15	0
Ole Miss	000	101	000	-	2	7	0

W- Parker (4-3) L- Holliman (9-3)  
HR- Head (13)  
ATT- 4,374 T- 2:38

## OLE MISS OXFORD REGIONAL STATISTICS

BATTING										
BATTER	G	AB	R	H	Avg.	2B	3B	HR	RBI	SB
Pettway	2	6	1	2	.333	0	0	0	0	0
Head	2	7	1	2	.286	0	0	1	1	0
Tolbert	2	6	0	1	.167	0	0	0	0	0
Babineaux	2	7	0	1	.143	0	0	0	1	0
Smith	2	7	0	1	.143	0	0	0	0	0
Presley	2	7	0	1	.143	0	0	0	0	0
Osteen	2	8	0	1	.125	0	0	0	0	0
Coghlan	2	8	0	0	.000	0	0	0	0	0
Gunther	2	4	0	0	.000	0	0	0	0	0
TOTALS	2	60	2	9	.150	0	0	1	2	0

PITCHING										
PITCHER	G-GS	W-L-S	ERA	IP	H	ER	BB	SO		
Thompson	1-0	0-0-0	0.00	0.1	0	0	0	0	0	0
Head	1-1	0-1-0	1.00	9.0	6	1	4	3		
Maloney	1-0	0-0-0	2.25	8.0	10	2	0	9		
Holliman	1-1	0-1-0	67.50	0.2	5	5	3	2		
TOTALS	2-2	0-2-0	4.00	18.0	21	8	7	14		

## 2005 NCAA OXFORD REGIONAL

Game 1 • June 3  
Swayze Field • Oxford, Miss.  
#1 Ole Miss 5, #4 Maine 0

Maine	000	000	000	-	0	6	0
Ole Miss	100	102	01X	-	5	12	0

W- Holliman (8-4) L- Norton (9-4)

Game 2 • June 4  
Swayze Field • Oxford, Miss.  
#1 Ole Miss 7, #2 Oklahoma 3

Ole Miss	100	102	003	-	7	14	2
Oklahoma	011	000	120	-	5	9	2

W- Maloney (8-2) L- Guerra (5-6) SV- Head (7)

Game 3 • June 5  
Swayze Field • Oxford, Miss.  
#1 Ole Miss 20, #2 Oklahoma 5

Ole Miss	250	002	641	-	20	25	2
Oklahoma	000	030	000	-	3	9	0

W- Fowler (7-2) L- Sandoval (3-3)

## OLE MISS OXFORD REGIONAL STATISTICS

BATTING										
BATTER	G	AB	R	H	Avg.	2B	3B	HR	RBI	SB
Presley	3	3	2	3	1.000	1	0	1	4	0
Brashear	1	1	2	1	1.000	0	0	0	0	0
Hancock	1	1	0	1	1.000	0	0	0	0	0
Coghlan	3	14	7	8	.571	1	0	0	4	0
Gunther	3	11	3	6	.545	0	0	1	2	0
Head	3	12	4	6	.500	3	0	0	4	0
Ketchum	1	2	0	1	.500	0	0	0	1	0
Henry	3	13	4	6	.462	0	1	0	4	0
Osteen	3	14	1	6	.429	2	0	0	2	0
Franklin	3	9	2	3	.333	0	1	0	2	0
Cozart	3	13	4	4	.308	0	0	0	0	0
Wright	3	10	1	3	.300	1	0	1	4	0
Pettway	3	13	2	3	.231	0	0	1	2	0
Farr	1	1	0	0	.000	0	0	0	0	0
Barthel	1	1	0	0	.000	0	0	0	0	0
Mims	1	0	0	0	.000	0	0	0	0	0
TOTALS	3	118	32	51	.432	9	2	4	29	0

## 2005 NCAA OXFORD SUPER REGIONAL

Game 1 • June 11 (Suspended and resumed June 12)  
Swayze Field • Oxford, Miss.  
#5 Ole Miss 6, Texas 4

Texas	200	020	000	-	4	9	2
Ole Miss	000	101	40X	-	6	10	0

W- Cupps (9-3) L- Cox (7-3) SV- Head (8)

Game 2 • June 11  
Swayze Field • Oxford, Miss.  
Texas 3, #5 Ole Miss 1

Ole Miss	000	000	100	-	1	9	2
Texas	001	101	00X	-	3	7	0

W- Alaniz (6-3)



PITCHING										
PITCHER	G-GS	W-L-S	ERA	IP	H	ER	BB	SO		
Baumgardner...	1-0	0-0-0	0.00	1.0	0	0	0	1	0	
Head.....	2-0	0-0-1	1.80	5.0	5	1	1	3		
Maloney.....	1-1	0-1-0	2.57	7.0	7	2	0	7		
Cupps.....	1-0	1-0-0	4.50	4.0	6	2	3	3		
Holliman.....	1-1	0-0-0	6.00	3.0	2	2	3	3		
Fowler.....	1-1	0-1-0	9.00	5.0	7	5	2	6		
<b>TOTALS.....</b>	<b>3-3</b>	<b>1-2-1</b>	<b>4.32</b>	<b>25.0</b>	<b>27</b>	<b>12</b>	<b>10</b>	<b>22</b>		

## 2006 NCAA OXFORD REGIONAL

Game 1 • June 2  
Swayze Field • Oxford, Miss.  
#1 Ole Miss 3, #4 Bethune-Cookman 2

BCC 000 000 200 - 2 6 0  
Ole Miss 010 000 20X - 3 8 0  
W- Kline (5-2) L- Rodriguez (8-5) S- White (9)

Game 2 • June 4  
Swayze Field • Oxford, Miss.  
#1 Ole Miss 9, #3 South Alabama 7

Ole Miss 020 001 420 - 9 10 0  
S. Alabama 103 012 000 - 7 17 1  
W- Satterwhite (11-2) L- Christianson (7-5) SV- White (10)

Game 3 • June 5  
Swayze Field • Oxford, Miss.  
#1 Ole Miss 12, #2 Tulane 4

Ole Miss 023 031 012 - 12 15 0  
Tulane 200 000 020 - 4 10 0  
W- Lynn (7-3) L- Polier (7-5)

## OLE MISS OXFORD REGIONAL STATISTICS

BATTING										
BATTER	G	AB	R	H	Avg.	2B	3B	HR	RBI	SB
Power.....	3	12	6	7	.583	1	0	0	1	0
Brashear.....	3	12	4	6	.500	2	0	1	5	0
Hancock.....	1	4	1	2	.500	1	0	1	2	0
Wright.....	3	9	3	4	.444	1	0	2	7	0
Coghlan.....	3	11	3	4	.364	1	0	1	3	1
Presley.....	3	14	1	4	.286	0	0	0	0	0
Ketchum.....	3	11	2	3	.273	0	0	0	1	0
Henry.....	3	12	1	1	.083	0	0	0	0	0
Cozart.....	3	13	0	1	.077	0	0	0	0	0
Button.....	3	3	2	1	.333	1	0	0	3	1
Farr.....	2	1	0	0	.000	0	0	0	0	0
Overbeck.....	1	1	0	0	.000	0	0	0	0	0
Tann.....	2	0	1	0	.000	0	0	0	0	0
<b>TOTALS.....</b>	<b>3</b>	<b>103</b>	<b>24</b>	<b>33</b>	<b>.320</b>	<b>7</b>	<b>0</b>	<b>5</b>	<b>22</b>	<b>2</b>

PITCHING										
PITCHER	G-GS	W-L-S	ERA	IP	H	ER	BB	SO		
White.....	2-0	0-0-2	0.00	3.0	2	0	0	5		
Kline.....	1-1	1-0-0	2.25	8.0	6	2	2	9		
Lynn.....	1-1	1-0-0	3.86	7.0	7	3	1	7		
Stone.....	1-0	0-0-0	4.50	2.0	3	1	0	3		
Satterwhite.....	1-0	1-0-0	4.50	2.0	3	1	1	3		
Bukvich.....	1-1	0-0-0	10.80	5.0	12	6	0	4		
<b>TOTALS.....</b>	<b>3-3</b>	<b>3-0-2</b>	<b>4.33</b>	<b>27.0</b>	<b>33</b>	<b>13</b>	<b>4</b>	<b>31</b>		

## 2006 NCAA OXFORD SUPER REGIONAL

Game 1 • June 10  
Swayze Field • Oxford, Miss.  
Ole Miss 11, Miami 9

Miami 142 020 000 - 9 13 0  
Ole Miss 300 062 00X - 11 13 1  
W- Rodriguez (5-3) L- Lane (1-1) SV- White (11)

Game 2 • June 11  
Swayze Field • Oxford, Miss.  
Miami 7, Ole Miss 0

Ole Miss 000 000 000 - 0 5 0  
Miami 130 200 01X - 7 12 0  
W- Gil (4-2) L- Bukvich (6-6)

Game 3 • June 12  
Swayze Field • Oxford, Miss.  
Miami 14, Ole Miss 9

Ole Miss 030 400 101 - 9 11 3  
Miami 303 002 51X - 14 14 1  
W- Perez (3-1) L- White (3-1)

## OLE MISS OXFORD SUPER REGIONAL STATISTICS

BATTING										
BATTER	G	AB	R	H	Avg.	2B	3B	HR	RBI	SB
Cozart.....	3	14	3	6	.429	0	0	1	3	1
Wright.....	3	10	3	4	.400	0	0	2	7	0
Coghlan.....	3	14	4	5	.357	1	0	1	2	0
Henry.....	3	14	2	4	.286	1	0	0	2	0
Ketchum.....	3	11	2	3	.273	1	0	0	4	0
Power.....	3	8	3	2	.250	1	0	0	1	0
Presley.....	3	14	1	3	.214	0	0	0	1	0
Brashear.....	3	10	2	2	.200	0	0	0	1	0

Hancock.....	2	5	0	0	.000	0	0	0	0	0
Button.....	2	4	0	0	.000	0	0	0	0	0
Overbeck.....	1	1	0	0	.000	0	0	0	0	0
Tann.....	1	0	0	0	.000	0	0	0	0	0
<b>TOTALS.....</b>	<b>3</b>	<b>105</b>	<b>20</b>	<b>29</b>	<b>.276</b>	<b>4</b>	<b>0</b>	<b>4</b>	<b>20</b>	<b>2</b>

PITCHING										
PITCHER	G-GS	W-L-S	ERA	IP	H	ER	BB	SO		
Satterwhite.....	1-0	0-0-0	2.08	4.1	3	1	2	4		
Rodriguez.....	1-0	1-0-0	4.15	4.1	3	2	2	4		
White.....	2-0	0-1-1	11.57	4.2	6	6	2	5		
Kline.....	2-1	0-0-0	11.81	5.1	14	7	1	5		
Bukvich.....	1-1	0-1-0	14.73	3.2	9	6	1	4		
Lynn.....	1-1	0-0-0	16.88	2.2	4	5	3	2		
<b>TOTALS.....</b>	<b>3-3</b>	<b>1-2-1</b>	<b>9.72</b>	<b>25.0</b>	<b>39</b>	<b>27</b>	<b>11</b>	<b>24</b>		

## 2007 NCAA OXFORD REGIONAL

Game 1 • June 1  
Swayze Field • Oxford, Miss.  
#1 Ole Miss 14, #4 Sam Houston St. 5

Sam Houston St. 003 100 100 - 5 10 3  
Ole Miss 400 013 15X - 14 12 1  
W- Kline (7-2) L- Howard (11-6) S- Cryer (1)

Game 2 • June 2  
Swayze Field • Oxford, Miss.  
#1 Ole Miss 4, #3 Southern Miss 0

Ole Miss 101 101 000 - 4 11 0  
Southern Miss 000 000 000 - 0 2 2  
W- Lynn (8-4) L- Bowden (7-4)

Game 3 • June 3  
Swayze Field • Oxford, Miss.  
#1 Ole Miss 21, #4 Sam Houston St. 13

Ole Miss 610 921 20X - 21 22 4  
Sam Houston St. 300 501 013 - 13 15 4  
W- Rodriguez (2-2) L- Farris (0-1)

## OLE MISS OXFORD REGIONAL STATISTICS

BATTING										
BATTER	G	AB	R	H	Avg.	2B	3B	HR	RBI	SB
Jo. Henry.....	3	12	5	7	.583	0	0	0	3	0
Ju. Henry.....	3	11	4	6	.545	0	0	0	3	0
Kliman.....	3	11	3	6	.545	1	0	0	5	0
Power.....	3	12	5	5	.417	1	0	1	3	0
Cozart.....	3	13	3	5	.385	0	0	0	4	0
Miller.....	3	16	5	6	.375	0	1	1	4	0
Kight.....	2	6	3	2	.333	0	0	0	2	0
Overbeck.....	3	14	4	4	.286	1	0	1	6	0
Button.....	3	9	4	1	.111	0	0	0	3	0
Ketchum.....	2	2	0	1	.500	0	0	0	0	0
Farr.....	3	3	0	1	.333	0	0	0	0	0
Smith.....	2	3	2	1	.333	0	0	0	0	0
Mills.....	1	2	0	0	.000	0	0	0	0	0
Tann.....	2	1	1	0	.000	0	0	0	0	0
<b>TOTALS.....</b>	<b>3</b>	<b>115</b>	<b>39</b>	<b>45</b>	<b>.391</b>	<b>3</b>	<b>1</b>	<b>3</b>	<b>33</b>	<b>0</b>

PITCHING										
PITCHER	G-GS	W-L-S	ERA	IP	H	ER	BB	SO		
Lynn.....	1-1	1-0-0	0.00	9.0	2	0	5	7		
Cryer.....	1-0	0-0-1	0.00	3.0	1	0	1	2		
Rodriguez.....	1-0	1-0-0	2.70	3.1	2	1	0	2		
Kline.....	1-1	1-0-0	4.50	6.0	9	3	5	4		
Bittle.....	1-1	0-0-0	7.36	3.2	8	3	2	1		
Baker.....	1-0	0-0-0	9.00	1.0	1	1	0	0		
Satterwhite.....	1-0	0-0-0	27.00	1.0	4	3	0	3		
<b>TOTALS.....</b>	<b>3-3</b>	<b>3-0-1</b>	<b>3.67</b>	<b>27.0</b>	<b>27</b>	<b>11</b>	<b>13</b>	<b>19</b>		

## 2007 NCAA TEMPE SUPER REGIONAL

Game 1 • June 9  
Packard Stadium • Tempe, Ariz.  
Arizona State 4, Ole Miss 3

Ole Miss 001 000 200 - 3 13 0  
Arizona St. 000 000 013 - 4 11 0  
W- Flores (11-1) L- Kline (7-3)

Game 2 • June 10  
Packard Stadium • Tempe, Ariz.  
Arizona State 7, Ole Miss 1

Arizona St. 002 400 001 - 7 10 1  
Ole Miss 000 000 001 - 1 6 2  
W- Satow (13-3) L- Lynn (8-5)

## OLE MISS TEMPE SUPER REGIONAL STATISTICS

BATTING										
BATTER	G	AB	R	H	Avg.	2B	3B	HR	RBI	SB
Cozart.....	2	7	1	4	.571	0	0	0	2	1
Jo. Henry.....	2	10	1	4	.400	0	0	0	0	0
Button.....	2	5	0	2	.400	0	0	0	0	0
Miller.....	2	9	1	3	.333	0	0	0	1	0
Ketchum.....	2	3	0	1	.333	0	0	0	0	0
Kight.....	2	3	0	1	.333	0	0	0	0	0
Ju. Henry.....	2	8	0	2	.250	0	0	0	0	1
Kliman.....	2	6	1	1	.167	1	0	0	0	0
Power.....	2	8	0	1	.125	0	0	0	0	0
Overbeck.....	2	8	0	0	.000	0	0	0	0	0
Mills.....	1	1	0	0	.000	0	0	0	0	0
Smith.....	1	0	0	0	.000	0	0	0	1	0
Farr.....	1	0	0	0	.000	0	0	0	0	0
<b>TOTALS.....</b>	<b>2</b>	<b>68</b>	<b>4</b>	<b>19</b>	<b>.279</b>	<b>1</b>	<b>0</b>	<b>0</b>	<b>4</b>	<b>2</b>

PITCHING										
PITCHER	G-GS	W-L-S	ERA	IP	H	ER	BB	SO		
Rodriguez.....	1-0	0-0-0	0.00	1.0	0	0	0	1		
Kline.....	1-1	0-1-0	4.15	8.2	11	4	2	7		
Lynn.....	1-1	0-1-0	7.71	7.0	8	6	4	9		
Satterwhite.....	1-0	0-0-0	9.00	1.0	2	1	0	2		
<b>TOTALS.....</b>	<b>2-2</b>	<b>0-2-0</b>	<b>5.60</b>	<b>17.2</b>	<b>21</b>	<b>11</b>	<b>6</b>	<b>19</b>		

## 2008 NCAA CORAL GABLES REGIONAL

Game 1 • May 30  
Mark Light Field • Coral Gables, Fla.  
#2 Missouri 7, #3 Ole Miss 0

Ole Miss 000 000 000 - 0 3 0  
Missouri 100 030 30X - 7 11 1  
W-Crow (13-0) L- Lynn (7-4)

Game 2 • May 31  
Mark Light Field • Coral Gables, Fla.  
#3 Ole Miss 14, #4 Bethune Cookman 1

Ole Miss 10110(10) 010 - 14 13 0  
Bethune Cookman 010 000 000 - 1 8 2  
W-Morgan (5-0) L- Gautier (6-3)

Game 3 • June 1  
Mark Light Field • Coral Gables, Fla.  
#3 Ole Miss 9, #2 Missouri 6

Missouri 000 040 020 - 6 8 0  
Ole Miss 000 040 14X - 9 12 0  
W- Bittle (7-1) L- Gibson (9-4)

Game 4 • June 1  
Mark Light Field • Coral Gables, Fla.  
#1 Miami 11, #3 Ole Miss 2

Miami (Fla.) 313 000 013 - 11 13 1  
Ole Miss 200 000 000 - 2 7 3  
W- Erick



# NCAA TOURNAMENT RESULTS

## 2009 NCAA OXFORD REGIONAL

Game 1 • May 29  
Swayze Field • Oxford, Miss.  
#1 Ole Miss 8, Monmouth 1  
Monmouth 000 000 001 - 1 7 0  
Ole Miss 310 030 13X - 8 10 1  
W-Pomeranz (7-4) L- Brach (7-3)

Game 2 • May 30  
Swayze Field • Oxford, Miss.  
#1 Ole Miss 7, #2 Western Kentucky 4  
Ole Miss 011 032 000 - 7 13 1  
Western Kentucky 000 002 200 - 4 12 0  
W-Irwin (8-3) L- Cameron (5-2) S- Morgan (9)

Game 3 • May 31  
Swayze Field • Oxford, Miss.  
#2 Western Kentucky 10, #1 Ole Miss 9  
Western Kentucky 000 100 261 - 10 20 0  
Ole Miss 030 022 200 - 9 11 1  
W-Adcock (1-2) L- Baker (4-2) S- Krueger (2)

Game 4 • June 1  
Swayze Field • Oxford, Miss.  
#1 Ole Miss 4, #2 Western Kentucky 1  
Ole Miss 000 001 030 - 4 10 2  
Western Kentucky 000 000 100 - 1 2 1  
W- Pomeranz (8-4) L- Adcock (1-3)

### OLE MISS OXFORD REGIONAL STATISTICS

BATTING										
BATTER	G	AB	R	H	Avg.	2B	3B	HR	RBI	SB
Ferguson	3	4	2	2	.500	0	0	0	2	1
Button	4	9	4	4	.444	2	0	0	0	1
Power	4	16	4	6	.375	1	0	0	3	1
Henry	4	17	3	6	.353	1	0	0	4	1
Hubbard	4	3	1	1	.333	0	0	0	0	0
Miller	4	15	3	5	.333	0	1	0	2	0
Smith	4	16	4	5	.313	0	1	1	6	0
Ma. Snyder	4	13	2	4	.308	0	0	1	3	0
Mort.	4	14	1	4	.286	0	0	0	2	0
Basham	4	4	0	1	.250	0	0	0	1	0
Travis	2	4	1	1	.250	1	0	0	2	0
Henson	4	14	2	3	.214	3	0	0	2	0
Phillips	3	10	1	2	.200	1	0	0	1	0
TOTALS	4	139	28	44	.317	9	2	2	28	4

PITCHING										
PITCHER	G-GS	W-L-S	ERA	IP	H	ER	BB	SO		
Goforth	2-0	0-0-0	0.00	1.0	1	0	0	2		
Pomeranz	2-2	2-0-0	0.53	17.0	7	1	3	26		
Bukvich	1-1	0-0-0	1.80	5.0	10	1	0	7		
Irwin	1-1	1-0-0	4.05	6.2	11	3	0	9		
Baker	1-0	0-1-0	4.50	2.0	1	1	0	2		
McKean	2-0	0-0-0	7.71	2.1	5	2	0	4		
Morgan	2-0	0-0-1	27.00	2.0	6	6	1	2		
TOTALS	4-4	3-1-1	3.50	36.0	41	14	6	50		

## 2009 NCAA OXFORD SUPER REGIONAL

Game 1 • June 5  
Swayze Field • Oxford, Miss.  
Ole Miss 4, Virginia 3 (12)  
Virginia 010 020 000 000 - 3 11 2  
Ole Miss 000 101 001 001 - 4 10 2  
W- Morgan (4-1) L- Arico (2-3)

Game 2 • June 6  
Swayze Field • Oxford, Miss.  
Virginia 4, Ole Miss 3  
Ole Miss 200 001 000 - 3 6 2  
Virginia 001 100 002 - 4 8 0  
W- Carraway (8-1) L- Goforth (1-1) S- Packer (3)

Game 3 • June 7  
Swayze Field • Oxford, Miss.  
Virginia 5, Ole Miss 1  
Ole Miss 100 000 000 - 1 7 3  
Virginia 000 130 01X - 5 9 2  
W- Wilson (9-3) L- Baker (4-3)

### OLE MISS OXFORD SUPER REGIONAL STATISTICS

BATTING										
BATTER	G	AB	R	H	Avg.	2B	3B	HR	RBI	SB
Miller	3	13	2	5	.385	2	0	0	0	0
Henson	3	11	0	4	.364	0	0	0	1	0
Basham	2	3	0	1	.333	0	0	0	0	0
Henry	3	11	2	3	.273	2	0	0	0	3
Ferguson	3	4	0	1	.250	0	0	0	0	0
Smith	3	13	1	3	.231	0	0	1	2	0
Travis	2	5	0	1	.200	1	0	0	1	0
Power	3	12	1	2	.167	0	0	1	3	0
Mort.	3	13	0	2	.154	0	0	0	1	0
Button	3	8	1	1	.125	0	0	0	0	0
Hubbard	3	1	0	0	.000	0	0	0	0	0
Phillips	2	5	0	0	.000	0	0	0	0	0
Ma. Snyder	3	6	1	0	.000	0	0	0	0	0
TOTALS	3	105	8	23	.219	5	0	2	8	3

PITCHING										
PITCHER	G-GS	W-L-S	ERA	IP	H	ER	BB	SO		
Goforth	2-0	0-1-0	0.00	3.0	2	0	1	3		
McKean	1-0	0-0-0	0.00	1.1	1	0	1	1		
Morgan	2-0	1-0-0	1.93	4.2	4	1	2	4		
Pomeranz	1-1	0-0-0	2.57	7.0	7	2	3	10		
Baker	1-1	0-1-0	3.60	5.0	5	2	1	6		
Irwin	1-1	0-0-0	3.86	7.0	9	3	2	5		
TOTALS	3-3	1-2-0	2.57	28.0	28	8	10	29		

## 2010 NCAA CHARLOTTEVILLE REGIONAL

Game 1 • June 4  
Davenport Field • Charlottesville, Va.  
#2 Ole Miss 10, #3 St. John's 5  
St. John's 000 000 032 - 5 9 1  
Ole Miss 021 310 03X - 10 9 1  
W-Pomeranz (9-2) L- Hansen (8-2) S- McKean (1)

Game 2 • June 5  
Davenport Field • Charlottesville, Va.  
#1 Virginia 13, #2 Ole Miss 7  
Ole Miss 003 030 100 - 7 9 3  
Virginia 124 401 010 - 13 17 0  
W-Hultzen (10-1) L- Barrett (7-5) S- Kline (3)

Game 3 • June 6  
Davenport Field • Charlottesville, Va.  
#3 St. John's 20, #2 Ole Miss 16  
Ole Miss 031 110 145 - 16 18 0  
St. John's 800 115 05X - 20 22 3  
W- Kern (7-5) L- Goforth (1-6) S- None

### OLE MISS CHARLOTTEVILLE REGIONAL STATISTICS

BATTING										
BATTER	G	AB	R	H	Avg.	2B	3B	HR	RBI	SB
Miller	3	11	2	5	.455	1	0	0	2	0
Mathis	3	7	2	3	.429	0	1	0	2	0
Smith	3	15	5	6	.400	0	0	0	3	0
Mort.	3	10	5	4	.400	3	0	0	1	0
Hashman	3	13	4	5	.385	1	0	1	6	0
Ma. Snyder	3	13	4	5	.385	1	0	2	7	0
Yarbrough	3	12	2	3	.250	0	1	1	4	0
Hamblin	3	8	4	2	.250	0	0	1	2	0
Mi. Snyder	2	4	0	1	.250	0	0	0	0	0
Ferguson	3	13	4	2	.154	0	0	1	3	0
TOTALS	3	106	33	36	.340	6	2	6	30	0

PITCHING										
PITCHER	G-GS	W-L-S	ERA	IP	H	ER	BB	SO		
Pomeranz	1-1	1-0-0	2.57	7.0	7	2	3	5		
Tracy	1-0	0-0-0	4.15	4.1	6	2	2	1		
Rothlin	1-0	0-0-0	6.75	2.2	5	3	1	1		
Barrett	1-1	0-1-0	10.12	2.2	6	3	3	1		
Callender	1-0	0-0-0	16.20	1.2	2	3	4	0		
Huber	1-0	0-0-0	23.14	2.1	8	6	0	0		
McKean	2-0	0-0-1	27.00	1.1	5	4	0	0		
Crouse	1-0	0-0-0	36.00	1.0	5	4	1	2		
Goforth	1-1	0-1-0	94.50	0.2	4	7	3	1		
TOTALS	4-4	3-1-1	3.50	36.0	41	14	6	50		

## 2012 NCAA COLLEGE STATION REGIONAL

Game 1 • June 1  
Olson Field at Blue Bell Park Field • College Station, Texas  
#3 Ole Miss 6, #2 TCU 2  
Ole Miss 000 002 040 - 6 8 0  
TCU 100 100 000 - 2 5 1  
W-Wahl (7-3) L- Finnegan (3-4) S- None

Game 2 • June 2  
Olson Field at Blue Bell Park Field • College Station, Texas  
#3 Ole Miss 6, #1 Texas A&M 3  
Texas A&M 002 000 100 - 3 5 3  
Ole Miss 002 202 00X - 6 11 1  
W-Mayers (6-3) L- Stripling (10-4) S- Hively (4)

Game 3 • June 3  
Olson Field at Blue Bell Park Field • College Station, Texas  
#2 TCU 5, #3 Ole Miss 2  
TCU 000 211 100 - 5 8 1  
Ole Miss 100 001 000 - 2 6 2  
W- Finnegan (4-4) L- Hively (5-6) S- Scharf (4)

Game 4 • June 4  
Olson Field at Blue Bell Park Field • College Station, Texas  
#2 TCU 7, #3 Ole Miss 4  
Ole Miss 100 020 001 - 4 11 1  
TCU 000 221 20X - 7 10 2  
W- Scharf (4-2) L- Wahl (7-4) S- None

### OLE MISS COLLEGE STATION REGIONAL STATISTICS

BATTING										
BATTER	G	AB	R	H	Avg.	2B	3B	HR	RBI	SB
Mathis	4	14	8	8	.571	3	0	0	2	0
Mistone	4	14	3	6	.429	1	0	0	0	0
Gatlin	1	3	0	1	.333	0	0	0	1	0
Snyder	4	16	0	5	.313	1	0	0	6	0
Kirksey	4	11	1	3	.273	1	0	0	1	0
Yarbrough	4	16	4	4	.250	0	1	0	2	0
Allen	4	12	0	3	.250	0	0	0	0	0
Bousfield	4	14	1	3	.214	0	0	0	2	0
Orvis	4	13	0	2	.154	0	0	0	2	0
J. Overbey	4	12	0	1	.083	0	0	0	0	0
Jamison	4	2	0	0	.000	0	0	0	0	0



Drew Pomeranz turned in an amazing performance in the 2009 Regional Championship game against Western Kentucky, striking out 16 batters to push the Rebels into the NCAA Super Regional against Virginia.



P. Overbey	.....1	2	0	0	.000	0	0	0	0	0
Newalu	.....2	1	1	0	.000	0	0	0	0	0
Knight	.....3	1	0	0	.000	0	0	0	0	0
TOTALS	.....4	131	18	36	.275	6	1	0	17	0

PITCHING										
PITCHER	G-GS	W-L-S	ERA	IP	H	ER	BB	SO		
Greenwood	....1-0	0-0-0	0.00	3.1	3	0	1	1		
Huber	.....1-0	0-0-0	0.00	2.0	1	0	3	3		
Bailey	.....1-0	0-0-0	0.00	1.2	3	0	0	0		
Mayers	.....2-1	1-0-0	3.24	8.1	6	3	4	11		
Hively	.....3-1	0-1-1	4.32	8.1	6	4	2	9		
Wahl	.....2-2	1-1-0	4.75	11.1	9	6	1	14		
TOTALS	.....4-4	2-2-1	3.34	35.0	28	13	11	38		

## 2013 NCAA RALEIGH REGIONAL

Game 1 • May 31  
Doak Field • Raleigh, North Carolina  
#3 William & Mary 4, #2 Ole Miss 2

William & Mary	000	040	000	-	4	7	0
Ole Miss	000	001	100	-	2	9	2

W-Ingram (9-6) L-Mayers (5-6) S-Wainman (9)

Game 2 • June 1  
Doak Field • Raleigh, North Carolina  
#2 Ole Miss 8, #4 Binghamton 4

Ole Miss	200	000	240	-	8	13	2
Binghamton	001	001	02X	-	4	10	1

W-Wahl (10-0) L-Lambert (7-3)

Game 3 • June 2  
Doak Field • Raleigh, North Carolina  
#3 William & Mary 4, #2 Ole Miss 1

Ole Miss	000	100	000	-	1	7	0
William & Mary	100	201	00X	-	4	9	1

W-Koehler (7-5) L-Smith (3-1)

### OLE MISS RALEIGH REGIONAL STATISTICS

BATTING										
BATTER	G	AB	R	H	Avg.	2B	3B	HR	RBI	SB
Mathis	....3	12	4	6	.500	0	0	0	1	0
Anderson	....3	13	2	6	.462	2	0	0	1	1
Mistone	....3	12	2	4	.333	0	0	0	1	0
Overbey	....3	11	1	3	.273	0	0	0	0	0
Turner	....3	12	0	3	.250	0	0	0	1	0
Allen	....3	10	0	2	.200	0	0	0	1	0
Jamison	....3	10	0	2	.200	0	0	0	0	0
Helsel	....3	7	0	1	.143	0	0	0	0	0
Bousfield	....3	12	0	1	.083	0	0	0	1	0
Orvis	....2	1	0	1	1.000	0	0	0	1	0
Knight	....1	1	0	0	.000	0	0	0	0	0
Dishon	....2	0	1	0	.000	0	0	0	0	1
J. Overbey	....2	0	0	0	.000	0	0	0	0	0
Wilson	....1	0	0	0	.000	0	0	0	0	0
Perdzock	....1	0	1	0	.000	0	0	0	0	0
TOTALS	....3	102	11	29	.284	2	0	0	7	2

PITCHING										
PITCHER	G-GS	W-L-S	ERA	IP	H	ER	BB	SO		
Greenwood	....2-0	0-0-0	0.00	5.0	4	0	1	2		
Mayers	....1-1	0-1-0	0.00	4.2	3	0	6	3		
Massie	....2-0	0-0-0	0.00	2.1	2	0	1	1		
Bailey	....1-0	0-0-0	0.00	2.0	2	0	1	1		
Wahl	....1-1	1-0-0	2.57	7.0	8	2	2	2		
Smith	....1-1	0-1-0	7.20	5.0	7	4	0	0		
TOTALS	....3-3	1-2-1	4.89	26.0	28	6	11	9		

## 2014 NCAA OXFORD REGIONAL

Game 1 • May 31  
Swayze Field • Oxford, Miss.  
Ole Miss 12, Jacksonville State 2

Ole Miss	500	202	30X	-	12	17	0
Jacksonville State	100	000	010	-	2	8	0

W-Ellis (10-1) L-Fowler (7-8)

Game 2 • June 1  
Swayze Field • Oxford, Miss.  
Ole Miss 2, #14 Washington 1

Ole Miss	000	110	000	-	2	7	1
Washington	000	000	100	-	1	6	0

W-Trent (9-0) L-Brigham (7-4) S-Greenwood(4)

Game 3 • June 2  
Swayze Field • Oxford, Miss.  
Ole Miss 3, #14 Washington 2

Ole Miss	010	001	000	1	-	3	11	2
Washington	001	010	000	0	-	2	8	0

W-Weathersby (2-1) L-Nesbitt (0-1)

### OLE MISS OXFORD REGIONAL STATISTICS

BATTING										
BATTER	G	AB	R	H	Avg.	2B	3B	HR	RBI	SB
Bortles	....2	6	1	3	.500	1	0	1	4	0
Anderson	....3	13	3	5	.385	0	0	0	0	0
Orvis	....3	11	2	4	.364	1	1	1	6	0
Allen	....3	12	2	4	.333	1	0	0	1	0
Bousfield	....3	12	4	4	.333	0	0	1	2	1
Lee	....3	12	2	4	.333	1	0	0	0	1
Overbey	....3	9	0	3	.333	0	0	0	0	0
Woodman	....3	9	1	3	.333	1	0	0	2	0
Jamison	....2	7	1	2	.286	0	0	0	0	0
Robinson	....3	12	1	1	.083	0	0	0	2	0
Bell	....1	2	0	1	.500	0	0	0	0	0
Dulin	....2	2	0	1	.500	0	0	0	0	0
Perdzock	....1	1	0	0	.000	0	0	0	0	0
Dishon	....1	1	0	0	.000	0	0	0	0	0
Knight	....1	0	0	0	.000	0	0	0	0	0
TOTALS	....3	109	17	35	.321	5	1	3	17	2

PITCHING										
PITCHER	G-GS	W-L-S	ERA	IP	H	ER	BB	SO		
Weathersby	....1-0	1-0-0	0.00	5.1	2	0	2	6		
Smith	....1-1	0-0-0	0.00	4.2	6	0	1	1		
Greenwood	....1-0	0-0-1	0.00	2.2	1	0	1	4		
Trent	....1-1	1-0-0	1.42	6.1	5	1	1	6		
Ellis	....1-1	1-0-0	2.00	9.0	8	2	3	8		
TOTALS	....3-3	3-0-1	0.96	28.0	22	3	8	25		



The Rebels celebrated the 2014 NCAA Regional title by dumping a tub of ice water on head coach Mike Bianco.

## 2014 NCAA LAFAYETTE SUPER REGIONAL

Game 1 • June 7  
Moore Field • Lafayette, La.  
#1 Louisiana Lafayette 9, Ole Miss 5

Ole Miss	030	100	100	-	5	10	1
La-Lafayette	015	030	00X	-	9	11	0

W-Robichaux (8-3) L-Ellis (10-2)

Game 2 • June 8  
Moore Field • Lafayette, La.  
Ole Miss 5, #1 Louisiana Lafayette 2

La-Lafayette	000	010	010	-	2	6	1
Ole Miss	100	000	13X	-	5	8	2

W-Greenwood (3-1) L-Baranik (11-2)

Game 3 • June 9  
Moore Field • Lafayette, La.  
Ole Miss 10, #1 Louisiana Lafayette 4

Ole Miss	000	311	014	-	10	9	4
La-Lafayette	001	200	100	-	4	10	1

W-Weathersby (3-1) L-Boutte (9-1) S-Laxer (6)

### OLE MISS LAFAYETTE SUPER REGIONAL STATISTICS

BATTING										
BATTER	G	AB	R	H	Avg.	2B	3B	HR	RBI	SB
Overbey	....3	8	2	4	.500	1	0	1	2	0
Bousfield	....3	14	3	5	.357	2	0	0	2	0
Orvis	....3	10	3	3	.300	1	0	1	1	0
Anderson	....3	10	4	3	.300	0	0	1	2	0
Bortles	....3	7	1	2	.286	0	0	0	2	0
Robinson	....3	11	1	3	.273	0	0	0	1	0
Allen	....3	13	2	3	.231	1	0	0	2	0
Lee	....3	10	2	2	.200	1	1	0	2	0
Woodman	....3	10	1	0	.000	0	0	0	1	0
Perdzock	....2	2	1	2	1.000	1	0	0	2	0
Jamison	....1	3	0	0	.000	0	0	0	0	0
Dishon	....1	0	0	0	.000	0	0	0	0	0
Dulin	....1	0	0	0	.000	0	0	0	0	0
TOTALS	....3	98	20	27	.276	7	1	3	17	0

PITCHING										
PITCHER	G-GS	W-L-S	ERA	IP	H	ER	BB	SO		
Trent	....1-1	0-0-0	0.00	7.0	4	0	2	7		
Laxer	....1-0	0-0-1	0.00	3.1	2	1	1	3		
Weathersby	....1-0	1-0-0	0.00	2.0	2	0	1	2		
Short	....1-0	0-0-0	0.00	1.2	1	0	0	1		
Greenwood	....1-0	1-0-0	4.50	2.0	2	1	1	2		
Smith	....1-1	0-0-0	4.91	3.2	6	2	0	4		
Massie	....1-0	0-0-0	9.00	4.0	9	4	0	3		
Ellis	....1-1	0-1-0	15.43	2.1	1	4	3	2		
TOTALS	....3-3	2-1-1	3.81	26.0	27	11	8	24		



All-American catcher Will Allen celebrates an out at the plate during game three of the 2014 Super Regionals vs. No. 1 Louisiana-Lafayette.



# NCAA TOURNAMENT RESULTS

## 2014 NCAA COLLEGE WORLD SERIES

Game 1 • June 15  
TD Ameritrade Park • Omaha, Neb.  
#1 Virginia 2, Ole Miss 1

Virginia	000	000	010	-	2	8	0
Ole Miss	000	000	010	-	1	1	0

W- Lewicki (7-1) L- Greenwood (3-2)

Game 2 • June 17  
TD Ameritrade Park • Omaha, Neb.  
Ole Miss 2, #7 Texas Tech 1

Ole Miss	000	000	101	-	2	5	0
Texas Tech	000	000	001	-	1	7	2

W- Weathersby (4-1) L- Smith (8-3)

Game 3 • June 19  
TD Ameritrade Park • Omaha, Neb.  
Ole Miss 6, #2 TCU 4

Ole Miss	003	010	101	-	6	11	0
TCU	000	310	000	-	4	5	0

W- Laxer (3-2) L- Kipper (8-3)


Game 4 • June 20  
TD Ameritrade Park • Omaha, Neb.  
Virginia 4, Ole Miss 1

Virginia	000	300	100	-	4	8	0
Ole Miss	010	000	000	-	1	6	1

W- Sborz (6-4) L- Ellis (10-3)



Coach Mike Bianco led Ole Miss to its fifth ever College World Series appearance in 2014.



John Gatlin (36) drove home the winning run in the College World Series elimination game against Texas Tech, ending the game on a walk-off base hit in the bottom of the ninth.

## OLE MISS COLLEGE WORLD SERIES STATISTICS

BATTING										
BATTER	G	AB	R	H	Avg.	2B	3B	HR	RBI	SB
Overbey	4	9	0	3	.333	1	0	0	0	0
Orvis	4	15	1	4	.267	1	0	0	2	0
Allen	4	16	2	4	.250	1	0	0	3	0
Robinson	4	13	0	3	.231	1	0	0	0	0
Anderson	4	15	0	3	.200	0	0	0	0	0
Woodman	4	12	1	2	.167	1	0	0	0	0
Lee	4	15	1	2	.133	0	0	0	1	0
Bousfield	4	11	3	0	.000	0	0	0	0	2
Gatlin	3	1	0	1	1.000	0	0	0	1	0
Perdzock	4	4	0	1	.250	0	0	0	2	0
Knight	2	5	0	0	.000	0	0	0	0	0
Jamison	1	3	0	0	.000	0	0	0	0	0
Bortles	3	3	0	0	.000	0	0	0	0	0
Bell	1	1	0	0	.000	0	0	0	0	0
Greenwood	1	0	1	0	.000	0	0	0	0	0
Dulin	4	0	0	0	.000	0	0	0	0	0
Diston	1	0	1	0	.000	0	0	0	0	0
TOTALS	3	98	20	27	.276	7	1	3	17	0

PITCHING										
PITCHER	G-GS	W-L-S	ERA	IP	H	ER	BB	SO		
Trent	1-1	0-0-0	0.00	8.0	6	0	1	6		
Massie	2-1	0-0-0	0.00	2.0	3	0	1	0		
Short	2-0	0-0-0	1.80	5.0	2	1	2	5		
Greenwood	2-0	0-1-1	3.00	3.0	1	1	1	2		
Laxer	1-0	1-0-0	3.38	2.2	1	1	1	3		
Ellis	2-1	0-1-0	3.72	9.2	10	4	7	3		
Weathersby	2-0	1-0-0	4.50	2.0	1	1	0	1		
Smith	1-1	0-0-0	8.10	3.1	4	3	3	3		
TOTALS	4-4	2-2-1	2.78	35.2	28	11	16	23		



## 2015 NCAA LOS ANGELES REGIONAL

Game 1 • May 29  
Jackie Robinson Stadium • Los Angeles, Calif.  
Maryland 3, Ole Miss 1

Maryland	200	100	000	-	3	9	1
Ole Miss	000	001	000	-	1	2	1

W-Shawaryn (13-2) L-Trent (7-7)

Game 2 • May 30  
Jackie Robinson Stadium • Los Angeles, Calif.  
CSU Bakersfield 2, Ole Miss 1

Ole Miss	000	010	000	-	1	7	0
CSU Bakersfield	000	200	10X	-	2	7	1

W-Carter (9-3) L-Bramlett (7-4)

## OLE MISS LOS ANGELES REGIONAL STATISTICS

BATTING										
BATTER	G	AB	R	H	Avg.	2B	3B	HR	RBI	SB
Robinson	2	6	1	3	.500	1	0	0	0	0
Woodman	2	6	0	2	.333	0	0	0	0	1
Orvis	2	6	1	1	.167	0	0	0	0	0
Dishon	2	6	0	1	.167	0	0	0	0	0
Bortles	2	7	0	1	.143	0	0	0	1	0
Golsan	2	8	0	1	.125	0	0	0	0	0
Cloyd	2	8	0	0	.000	0	0	0	0	0
Knight	2	5	0	0	.000	0	0	0	0	0
Perkins	2	4	0	0	.000	0	0	0	1	0
Watson	2	3	0	0	.000	0	0	0	0	0
Perdzock	1	1	0	0	.000	0	0	0	0	0
Lartigue	1	1	0	0	.000	0	0	0	0	0
Watkins	1	0	0	0	.000	0	0	0	0	0
TOTALS	3	109	17	35	.321	5	1	3	17	2

PITCHING										
PITCHER	G-GS	W-L-S	ERA	IP	H	ER	BB	SO		
Waguespack	1-0	0-0-0	0.00	2.2	0	0	2	2		
Short	1-0	0-0-0	0.00	1.0	0	0	0	0		1
Bramlett	1-1	0-1-0	2.57	7.0	7	2	1	5		
Trent	1-1	0-1-0	4.26	6.1	9	3	3	4		
TOTALS	2-2	0-2-0	2.65	17.0	16	5	6	12		

## 2016 NCAA OXFORD REGIONAL

Game 1 • June 3  
Swayze Field • Oxford, Miss.  
Utah 6, Ole Miss 5 (10)

Utah	010	013	000	1	-	6	9	0
Ole Miss	001	040	000	0	-	5	7	0

W-Otteson (2-2) L-Short (2-3) S-Drachler (9)

Game 2 • June 4  
Swayze Field • Oxford, Miss.  
Tulane 6, Ole Miss 5

Tulane	010	100	202	-	6	9	0
Ole Miss	100	020	200	-	5	8	0

W-Merrill (4-1) L-Stokes (2-1)

## OLE MISS OXFORD REGIONAL STATISTICS

BATTING										
BATTER	G	AB	R	H	Avg.	2B	3B	HR	RBI	SB
Perdzock	2	7	1	3	.429	0	0	0	0	0
Watson	2	5	3	2	.400	0	0	2	2	0
Bortles	2	8	2	2	.250	0	0	1	1	0
Golsan	2	8	0	2	.250	0	0	0	2	1
Robinson	2	9	1	2	.222	0	0	0	3	0
Woodman	2	9	0	2	.222	1	0	0	1	0
Lartigue	2	8	1	1	.125	0	0	0	0	0
Blackman	2	8	1	1	.125	0	0	0	1	0
Olenek	2	6	1	0	.000	0	0	0	0	0
TOTALS	2	68	10	15	.221	1	0	3	10	1

PITCHING										
PITCHER	G-GS	W-L-S	ERA	IP	H	ER	BB	SO		
Short	1-0	0-1-0	0.00	2.1	3	0	1	2		
Pagnozzi	1-0	0-0-0	0.00	0.2	1	0	0	0		0
Parkinson	1-1	0-0-0	3.18	5.2	5	2	2	3		
Bramlett	1-1	0-0-0	3.60	5.0	3	2	1	5		
Stokes	2-0	0-1-0	4.50	4.0	3	2	2	5		
Green	1-0	0-0-0	27.00	0.2	1	2	2	2		
Feigl	1-0	0-0-0	40.50	0.2	2	3	1	0		
TOTALS	2-2	0-2-0	5.21	19.0	18	11	9	17		



## 2018 NCAA OXFORD REGIONAL

Game 1 • June 2  
Swayze Field • Oxford, Miss.  
Ole Miss 9, Saint Louis 2  
Saint Louis 110 000 000 - 2 4 2  
Ole Miss 062 040 000 - 9 9 0  
W - Rolison (10-4) L - Hogan (10-4)

Game 2 • June 3  
Swayze Field • Oxford, Miss.  
Ole Miss 9, Tennessee Tech 8  
Ole Miss 200 021 013 - 9 9 0  
Tennessee Tech 002 021 003 - 8 12 0  
W - Caracci (5-2) L - Provey (5-1) S - Roth (1)

Game 3 • June 4  
Swayze Field • Oxford, Miss.  
Tennessee Tech 15, Ole Miss 5  
Tennessee Tech 004 033 005 - 15 16 2  
Ole Miss 000 000 050 - 5 8 0  
W - Roberts (6-1) L - McArthur (6-1)

Game 4 • June 4  
Swayze Field • Oxford, Miss.  
Tennessee Tech 3, Ole Miss 2  
Ole Miss 000 002 000 - 2 8 0  
Tennessee Tech 000 002 100 - 3 6 0  
W - Osborne (2-0) L - Roth (5-1)

### OLE MISS OXFORD REGIONAL STATISTICS

BATTING										
BATTER	G	AB	R	H	Avg.	2B	3B	HR	RBI	SB
Adams	4	12	2	5	.417	0	1	0	1	1
Dillard	4	12	3	4	.333	0	0	0	3	0
Golsan	4	13	2	4	.308	0	0	0	3	0
Fortes	4	13	3	4	.308	1	0	0	0	0
Kessinger	4	16	3	4	.250	2	0	1	2	0
Olenek	4	14	3	3	.214	1	0	0	2	0
Zabowski	4	15	2	3	.200	0	0	1	5	0
Cockrell	4	15	1	3	.200	1	0	0	1	0
Keenan	4	14	2	2	.143	0	0	1	2	0
Johnson	1	1	1	1	1.000	0	0	0	2	0
Servideo	3	2	2	1	.500	0	0	0	1	0
Rowe	2	2	1	0	.000	0	0	0	0	0
Elko	1	1	0	0	.000	0	0	0	0	0
Fitzsimmons	1	1	0	0	.000	0	0	0	0	0
Spears	1	0	0	0	.000	0	0	0	0	0
TOTALS	4	131	25	34	.260	5	1	3	22	1

PITCHING										
PITCHER	G-GS	W-L-S	ERA	IP	H	ER	BB	SO		
Cioffi	1-0	0-0-0	0.00	2.0	0	0	0	1	2	
Roth	2-0	0-1-1	0.00	1.0	2	0	0	1	3	
Olenek	1-0	0-0-0	0.00	0.2	0	0	0	1	0	
Holston	1-0	0-0-0	0.00	0.1	1	0	0	1	0	
Rolison	1-1	1-0-0	2.57	7.0	4	2	3	13		
Fowler	1-1	0-0-0	3.38	5.1	4	2	2	2		
Caracci	2-0	1-0-0	6.23	4.1	0	3	4	5		
Ethridge	1-0	0-0-0	6.75	1.1	3	1	1	1		
Feigl	1-1	0-0-0	7.71	4.2	8	4	0	8		
Green	1-0	0-0-0	9.00	3.0	3	3	3	2		
McArthur	1-1	0-1-0	13.50	2.2	4	4	3	2		
Stokes	1-0	0-0-0	23.14	2.1	8	6	1	1		
Coates	1-0	0-0-0	54.00	0.1	1	2	3	0		
TOTALS	4-4	2-2-1	6.94	35.0	38	27	24	39		



Fans pack the stands at Oxford-University Stadium for the 2018 NCAA Oxford Regional.

## 2019 NCAA OXFORD REGIONAL

Game 1 • May 31  
Swayze Field • Oxford, Miss.  
Ole Miss 16, Jacksonville State 2  
Jacksonville State 100 000 100 - 2 3 2  
Ole Miss 202 150 510 - 16 15 0  
W - Ethridge (7-6) L - Farmer (5-2)

Game 2 • June 1  
Swayze Field • Oxford, Miss.  
Ole Miss 6, Clemson 1  
Ole Miss 030 101 010 - 6 11 0  
Clemson 000 000 100 - 1 4 0  
W - Nikhazy (8-3) L - Clark (9-3)

Game 3 • June 2  
Swayze Field • Oxford, Miss.  
Ole Miss 19, Jacksonville State 4  
Ole Miss 105 605 110 - 19 20 0  
Jacksonville State 002 000 011 - 4 12 3  
W - Hoglund (3-2) L - Fortner (2-6)

### OLE MISS OXFORD REGIONAL STATISTICS

BATTING										
BATTER	G	AB	R	H	Avg.	2B	3B	HR	RBI	SB
Elko	3	7	3	5	.714	0	0	0	1	0
Adams	2	5	3	3	.600	0	0	0	4	0
Servideo	3	7	7	4	.571	0	0	2	4	1
Zabowski	3	14	5	7	.500	1	0	1	3	0
Graham	3	6	4	3	.500	1	0	1	3	0
Dillard	3	11	6	5	.455	1	0	3	9	0
Keenan	3	12	2	4	.333	0	0	1	2	0
Johnson	3	14	5	4	.286	0	0	1	4	0
Olenek	3	14	3	4	.286	1	0	0	2	0
Kessinger	3	12	3	3	.250	0	0	0	1	0
Loposer	2	4	0	1	.250	0	0	0	1	0
Bench	2	3	0	2	.667	3	0	2	2	0
Fitzsimmons	2	3	0	1	.333	0	0	0	0	0
Gindl	2	1	0	0	.000	0	0	0	0	0
Hall	3	1	0	0	.000	0	0	0	0	0
TOTALS	3	114	41	46	.404	4	0	9	36	1

PITCHING										
PITCHER	G-GS	W-L-S	ERA	IP	H	ER	BB	SO		
Broadway	1-0	0-0-0	0.00	2.0	0	0	0	1		
Roth	1-0	0-0-0	0.00	1.2	2	0	0	2		
Caracci	1-0	0-0-0	0.00	1.0	0	0	0	0		
Nikhazy	1-1	1-0-0	1.12	8.0	4	1	3	9		
Hoglund	1-1	1-0-0	1.69	5.1	5	1	0	5		
Ethridge	1-1	1-0-0	2.57	7.0	3	2	0	3		
Green	1-0	0-0-0	9.00	1.0	3	1	0	1		
Cioffi	1-0	0-0-0	9.00	1.0	2	1	0	0		
TOTALS	3-3	3-0-0	2.00	27.0	19	6	3	21		



Ole Miss celebrates clinching the 2019 NCAA Oxford Regional Championship with a 19-4 win over Jacksonville State at Swayze Field

## 2019 NCAA FAYETTEVILLE SUPER REGIONAL

Game 1 • June 8  
Baum-Walker Stadium • Fayetteville, Ark.  
Arkansas 11, Ole Miss 2  
Ole Miss 100 000 001 - 2 5 1  
Arkansas 420 302 20X - 11 11 0  
W - Campbell (12-1) L - Ethridge (7-7)

Game 2 • June 9  
Baum-Walker Stadium • Fayetteville, Ark.  
Ole Miss 13, Arkansas 5  
Arkansas 200 300 000 - 5 12 0  
Ole Miss 350 003 20X - 13 12 0  
W - Nikhazy (9-3) L - Noland (3-5) S: Roth (1)

Game 3 • June 10  
Baum-Walker Stadium • Fayetteville, Ark.  
Arkansas 14, Ole Miss 1  
Ole Miss 100 000 000 - 1 7 0  
Arkansas 043 115 00X - 14 12 0  
W - Scroggins (3-0) L - Hoglund (3-3)

### OLE MISS FAYETTEVILLE SUPER REGIONAL STATISTICS

BATTING										
BATTER	G	AB	R	H	Avg.	2B	3B	HR	RBI	SB
Keenan	3	13	2	5	.385	0	1	1	4	0
Johnson	3	11	1	4	.364	1	0	1	2	0
Zabowski	3	11	2	4	.364	0	0	1	3	0
Dillard	3	11	4	3	.273	0	0	1	1	0
Kessinger	3	8	4	2	.250	0	0	2	3	0
Servideo	3	9	0	2	.222	0	0	0	2	1
Adams	3	9	1	2	.222	0	0	0	0	0
Graham	3	9	1	1	.111	0	0	0	0	0
Olenek	3	12	1	1	.083	0	0	0	1	0
Fitzsimmons	2	2	0	0	.000	0	0	0	0	0
Bench	1	1	0	0	.000	0	0	0	0	0
Elko	1	0	0	0	.000	0	0	0	0	0
Gindl	1	0	0	0	.000	0	0	0	0	0
Loposer	1	0	0	0	.000	0	0	0	0	0
Hall	1	0	0	0	.000	0	0	0	0	0
TOTALS	3	97	16	24	.257	1	1	6	16	1

PITCHING										
PITCHER	G-GS	W-L-S	ERA	IP	H	ER	BB	SO		
Roth	1-0	0-0-1	0.00	4.0	2	0	0	3		
Cioffi	1-0	0-0-0	0.00	2.1	0	0	0	4		
Phillips	1-0	0-0-0	0.00	2.1	0	0	0	1		
Hill	1-0	0-0-0	0.00	0.1	1	0	0	2		
Nikhazy	1-1	1-0-0	9.00	5.0	10	5	1	8		
Miller	1-0	0-0-0	9.00	2.0	4	2	1	1		
Myers	1-0	0-0-0	13.50	2.0	4	3	1	1		
Ethridge	1-1	0-1-0	16.20	3.1	6	6	2	2		
Hoglund	1-1	0-1-0	27.00	2.0	5	6	1	1		
Caracci	1-0	0-0-0	27.00	1.2	3	5	2	2		
TOTALS	3-3	1-2-1	9.72	25.0	35	27	10	23		



# NCAA TOURNAMENT RESULTS

## 2021 NCAA OXFORD REGIONAL

Game 1 • June 4  
Swayze Field • Oxford, Miss.  
Ole Miss 6, Southeast Missouri 3

Southeast Missouri	000	020	010	-	3	6	0
Ole Miss	004	011	00X	-	6	11	1

W - Dougherty (2-2) L - Dodd (9-2) S - Broadway (14)

Game 2 • June 5  
Swayze Field • Oxford, Miss.  
Ole Miss 4, Florida State 3

Ole Miss	200	000	200	-	4	4	1
Florida State	000	030	000	-	3	4	3

W - Nikhazy (10-2) L - Hare (1-2) S - Broadway (15)

Game 3 • June 6  
Swayze Field • Oxford, Miss.  
Southern Miss 10, Ole Miss 7

Ole Miss	410	200	000	-	7	7	2
Southern Miss	720	000	10X	-	10	13	0

W - Best (2-1) L - McDaniel (5-2) S - Hall (1)

Game 4 • June 7  
Swayze Field • Oxford, Miss.  
Ole Miss 12, Southern Miss 9

Southern Miss	002	050	200	-	9	11	0
Ole Miss	450	120	00X	-	12	11	0

W - Best (2-1) L - McDaniel (5-2) S - Hall (1)

### OLE MISS OXFORD REGIONAL STATISTICS

BATTING										
BATTER	G	AB	R	H	Avg.	2B	3B	HR	RBI	SB
Graham	4	17	3	7	.412	2	0	0	3	0
Elko	4	13	6	4	.308	0	0	3	10	0
Gonzalez	4	14	7	4	.286	1	0	0	0	0
Chatagnier	4	15	4	4	.267	0	0	2	4	0
Leatherwood	3	8	2	2	.250	0	0	0	0	0
Bench	4	13	2	3	.231	0	0	1	3	0
Dunhurst	4	16	0	3	.188	1	0	0	2	0
Baker	4	11	2	2	.182	0	0	0	0	0
Plumlee	2	6	1	1	.167	0	0	0	0	0
McCants	4	15	0	2	.133	1	0	0	2	0
Harris	2	4	1	1	.250	0	0	1	2	0
Sammons	1	1	0	0	.000	0	0	0	0	0
TOTALS	4	133	29	33	.248	5	0	7	26	0

PITCHING										
PITCHER	G-GS	W-L-S	ERA	IP	H	ER	BB	SO		
Broadway	3-0	0-0-3	0.00	5.2	1	0	0	9		
Diamond	2-1	0-0-0	0.00	5.0	3	0	5	5		
Myers	1-0	0-0-0	3.60	5.0	6	2	0	6		
Dougherty	2-1	1-0-0	3.86	7.0	7	3	1	8		
Nikhazy	2-1	2-0-0	4.32	8.1	6	4	1	18		
Kimbrell	2-0	0-0-0	7.71	2.1	1	2	0	3		
Johnson	1-0	0-0-0	13.50	0.2	1	1	2	1		
Adcock	1-0	0-0-0	81.00	0.1	3	3	0	1		
McDaniel	1-0	0-1-0	94.50	0.2	6	7	1	1		
TOTALS	4-4	3-1-3	5.66	35.0	34	22	10	52		



Doug Nikhazy celebrates with the student section after dominating the 2021 Oxford Regional.

## 2021 NCAA TUCSON SUPER REGIONAL

Game 1 • June 11  
Hi Corbett Field • Tucson, Ariz.  
Arizona 9, Ole Miss 3

Ole Miss	300	000	000	-	3	6	0
Arizona	110	121	03X	-	9	13	0

W - Cooper (3-0) L - Diamond (3-5)

Game 2 • June 12  
Hi Corbett Field • Tucson, Ariz.  
Ole Miss 12, Arizona 3

Arizona	000	200	100	-	3	10	1
Ole Miss	160	320	00X	-	12	16	0

W - Nikhazy (12-2) L - Irvin (6-3) S: Miller (1)

Game 3 • June 13  
Hi Corbett Field • Tucson, Ariz.  
Arizona 16, Ole Miss 3

Ole Miss	001	000	011	-	3	5	0
Arizona	102	730	21X	-	16	20	0

W - Nichols (6-3) L - Broadway (4-3)

### OLE MISS TUCSON SUPER REGIONAL STATISTICS

BATTING										
BATTER	G	AB	R	H	Avg.	2B	3B	HR	RBI	SB
Gonzalez	3	11	5	5	.455	3	0	2	4	0
Plumlee	2	5	2	2	.400	0	0	0	1	1
Dunhurst	3	11	2	4	.364	0	0	0	2	0
Leatherwood	2	6	0	2	.333	1	0	0	0	0
Graham	3	10	1	3	.300	0	0	0	1	0
McCants	3	11	1	3	.273	0	0	0	2	1
Elko	3	11	2	3	.273	1	0	0	1	0
Chatagnier	3	13	2	3	.231	0	0	1	2	0
Bench	3	12	2	2	.167	1	0	0	1	1
Baker	3	7	1	0	.000	0	0	0	2	0
Van Cleve	2	0	0	0	.000	0	0	0	0	0
TOTALS	3	99	18	27	.273	6	0	3	17	3

PITCHING										
PITCHER	G-GS	W-L-S	ERA	IP	H	ER	BB	SO		
Miller	1-0	0-0-1	2.45	3.2	4	1	0	6		
Nikhazy	1-1	1-0-0	3.38	5.1	6	2	3	10		
McDaniel	1-0	0-0-0	5.40	1.2	4	1	0	2		
Diamond	1-1	0-1-0	9.00	4.0	8	4	1	1		
Myers	1-0	0-0-0	12.27	3.2	5	5	0	3		
Johnson	1-0	0-0-0	13.50	2.0	4	3	1	2		
Kimbrell	1-0	0-0-0	13.50	1.1	2	2	1	2		
Broadway	1-1	0-1-0	18.00	3.0	8	6	0	2		
Dougherty	1-0	0-0-0	99.00	0.1	2	4	2	1		
TOTALS	3-3	1-2-1	10.08	25.0	43	28	8	29		



Teammates dogpile on Taylor Broadway after clinching the 2021 Oxford Regional Championship.

## NCAA TOURNAMENT APPEARANCES

Year	Record	Finish
1956	6-3	College World Series
1964	3-2	College World Series
1969	4-2	College World Series
1972	4-3	College World Series
1977	1-2	South Regional
1995	3-2	Atlantic I Regional
1999	1-2	College Station Regional
2001	1-2	New Orleans Regional
2003	1-2	Houston Regional
2004	0-2	Oxford Regional
2005	4-2	Oxford Super Regional
2006	4-2	Oxford Super Regional
2007	3-2	Tempe Super Regional
2008	2-2	Coral Gables Regional
2009	4-3	Oxford Super Regional
2010	1-2	Charlottesville Regional
2012	2-2	College Station Regional
2013	1-2	Raleigh Regional
2014	7-3	College World Series
2015	0-2	Los Angeles Regional
2016	0-2	Oxford Regional
2018	2-2	Oxford Regional
2019	4-2	Fayetteville Super Regional
2021	4-3	Tucson Super Regional

## NCAA ALL-REGIONAL TEAMS

Year	Player	Pos.	Year	Player	Pos.	Year	Player	Pos.
1999	Brad Henderson	2B	2007	Jordan Henry	OF	2014	Will Allen	C
2001	Josh Christian	1B/DH		Justin Henry	OF		Sikes Orvis*	1B
	Ronnie Goodwin	RHP		Alex Kliman	C		Preston Overby	2B
2003	Stephen Head	DH		Lance Lynn*	RHP		Austin Anderson	3B
	Seth Smith	OF		Zach Miller	2B		Auston Boussfield	OF
	Chad Sterbens	SS	2008	Cody Overbeck	3B		J.B. Woodman	DH
2005	Chris Coghlan	MVP		Logan Power	OF		Aaron Greenwood	RHP
	Zack Cozart	SS	2009	Drew Pomeranz*	LHP	2016	Colby Bortles	3B
	Barry Gunther	C		Matt Smith	1B		Kyle Watson	OF
	Stephen Head	1B		Evan Button	2B	2018	Jacob Adams	2B
	Mark Holliman	RHP		Kevin Mort	SS		Grae Kessinger	SS
	Mark Wright	OF		Jordan Henry	OF		Will Golsan	OF
2006	Justin Brashear*	C		Logan Power	OF		Ryan Rolison	LHP
	Chris Coghlan	3B		Matt Snyder	DH	2021	Jacob Gonzalez	SS
	Jon-Jon Hancock	DH	2010	Drew Pomeranz	LHP		Kevin Graham	OF
	Justin Henry	2B	2012	Tanner Mathis	OF		Tim Elko*	DH
	Logan Power	OF		Andrew Mistone	3B		Doug Nikhazy	LHP
	Garrett White	LHP	2013	Tanner Mathis	OF		Taylor Broadway	RHP
	Mark Wright	OF		Austin Anderson	DH/UT			

\* Indicates MVP selection



-A-

Abernathy, Matt . . . . . 1994-95  
 Abraham, Art . . . . . 1948  
 Achord, Brent . . . . . 1996  
 Adams, Jacob . . . . . 2018-19  
 Adams, Jake . . . . . 1908-09  
 Adams, Johnnie . . . . . 1978-79-80-81  
 Adams, Whitey . . . . . 1968-69-70  
 Adcock, Cody . . . . . 2021  
 Adelman, Jan . . . . . 1962-63, 65  
 Afenir, Tom . . . . . 1994-95  
 Aker, Matt . . . . . 1991-92  
**Alderman, Kemp . . . . . 2021**  
 Aldy, Ronnie . . . . . 1967-68  
 Alejo, Ray . . . . . 2016  
 Alford, Leamond . . . . . 1952-53  
 Allen, Gene . . . . . 1974  
 Allen, Pete . . . . . 1914-16  
 Allen, Will . . . . . 2011-12-13-14  
 Almond, Richard . . . . . 1963-65  
 Altman, Mike . . . . . 1971  
 Amsler, Guy . . . . . 1921  
 Anderson, Austin . . . . . 2011-12-13-14  
 Anderson, Cephus . . . . . 1914-15-16  
 Anderson, Evan . . . . . 2014-15  
 Anthony, Larry . . . . . 1971-72  
 Ashford, Scott . . . . . 2013-14-15  
 Ashford, Tucker . . . . . 1973  
 Atkins, Billy . . . . . 1959-60-61-62  
 Austin, Spout . . . . . 1910-11-12  
 Autrey, Winkey . . . . . 1940  
 Avalon, Vance . . . . . 2005  
 Avent, Ryan (Mgr.) . . . . . 2000-01  
 Ayer, Eric . . . . . 1966-67-68

-B-

Babb, Mitchel . . . . . 2015  
 Babineaux, Charlie . . . . . 2003-04  
 Bacon, Billy . . . . . 1932  
 Bacon, William . . . . . 1935  
 Bagwell, C.I. . . . . 1919  
 Bailey . . . . . 1912-13  
 Bailey, Tanner . . . . . 2012-13  
 Baker, Cael . . . . . 2020-21  
**Baker, Cole . . . . . 2020-21**  
 Baker, Luke . . . . . 2021  
 Baker, Nathan . . . . . 2007-08-09  
 Ball, H.H. . . . . 1914  
 Ball, Lane . . . . . 1979  
 Ball, Pat . . . . . 1974-75-76-77  
 Barbeck, Kyle . . . . . 2009  
 Barber, Jason . . . . . 2017  
 Barbour, Calvin . . . . . 1920-21-23  
 Barbour, Charles . . . . . 1993-94-95-96  
 Barksdale, Xan . . . . . 2003-04  
 Barnhouse, Mark . . . . . 1974-75-76-77  
 Barlow, Bobby, trnr . . . . . 1984-85-86-87  
 Barrack, Chuck . . . . . 1952-53-54  
 Barrett, Aaron . . . . . 2009-10  
 Barthel, Luke . . . . . 2005  
 Bartling, Doby . . . . . 1935  
 Bartling, Sammy . . . . . 1936  
 Basham, Brett . . . . . 2006-07-08-09  
 Basil, Chris . . . . . 1988-89  
 Bass, David . . . . . 1982-83-84-85  
 Bateman, Kyle . . . . . 2002  
 Bates, S. Lyles . . . . . 1935-36  
 Baughman Jr., Stein . . . . . 1957  
 Baumgardner, Tommy . . . . . 2005-06  
 Beam, T.J. . . . . 2002-03  
 Beanland, Edward . . . . . 1915-16-17  
 Becker, Brian . . . . . 1983, 85-86-87  
 Bell, Brantley . . . . . 2014  
 Bell, Chris . . . . . 1988-90-91  
**Bench, Justin . . . . . 2019-20-21**  
 Bennett, Jimmy . . . . . 1967  
 Benton . . . . . 1918  
 Bergalowski, Chet . . . . . 1964-65-66  
 Bernard, Billy . . . . . 1995  
 Berry, Bobby . . . . . 1971-72-73  
 Berry, George . . . . . 1932  
 Bethay, Barry . . . . . 1986-87-88  
 Bethea, S.F. . . . . 1916-17  
 Bickel, Cheyne . . . . . 2014  
 Bisco, Mickey . . . . . 1975  
 Bittle, Scott . . . . . 2007-08-09  
 Blackman, Tate . . . . . 2015-16-17  
 Blackwell, James . . . . . 1947-48  
 Blair, Bill . . . . . 1981-82-83-84  
 Blaum, Bryce . . . . . 2017  
 Blevins, David . . . . . 1993-94  
 Blomquist, Denny . . . . . 1958-59-60  
 Blunt, Austin . . . . . 2013-14  
 Boatner, E.J. . . . . 1904-05  
 Bogue, Travis . . . . . 2005  
 Bolis, Dillard . . . . . 1953  
 Boone, Tommy . . . . . 1985-86-87-88  
 Bostick, T.E. . . . . 1918  
 Borries, Doug . . . . . 1984  
 Bortles, Colby . . . . . 2014-15-16-17  
 Bousfield, Auston . . . . . 2012-13-14  
 Bowen, Bo . . . . . 1994

Bowen, Buddy . . . . . 1968-69-70  
 Boyd, Bobby . . . . . 1963-64  
 Boyd, Rob . . . . . 1989-90-91-92  
 Boyd, William . . . . . 1917  
 Boykin, Bart . . . . . 1977-78-79-80  
 Boutwell, George . . . . . 1929-30-31  
 Bradley, Ed . . . . . 1981-82  
 Bradshaw, Nick . . . . . 2001-02-03  
 Bramlett, Brady . . . . . 2013-15-16  
 Brasfield, Craig . . . . . 1982-83  
 Brashear, Justin . . . . . 2004-05-06  
 Brasher, Mike . . . . . 1980  
 Brawley, Eddie . . . . . 1964-66  
 Bridges, Kary . . . . . 1991-92-93  
 Bridges, Ray . . . . . 1917-18  
 Briscoe, Olin . . . . . 1949-50-51  
 Broadway, Taylor . . . . . 2019-20-21  
 Brock, Dick . . . . . 1955  
 Brooks, Woodie . . . . . 1975-76-77  
 Brown . . . . . 1911  
 Brown, Dean . . . . . 1986  
 Brown, Dewey . . . . . 1921  
 Brown, Larry . . . . . 1977  
 Brown, Raymond . . . . . 1956-57  
 Broyles, Wade . . . . . 2008-09  
 Brown, Ray, Jr. . . . . 1983-84  
 Browning, Brian . . . . . 2016  
 Bruce, Johnny . . . . . 1947-48  
 Bryan, Doyle . . . . . 1993-94-95  
 Buchanan, Hawtin . . . . . 2012-13-14  
 Bukvich, Brett . . . . . 2006-07-08-09  
 Bukvich, Ryan . . . . . 1998-99  
 Bullock, Al . . . . . 1953-54, 58-59  
 Bullock, Hank . . . . . 1949-50  
 Burch, John . . . . . 1948  
 Burford, Cecil . . . . . 1954-55-56-57  
 Burke, Jack . . . . . 1932  
 Burke, Webb . . . . . 1926-27  
 Burlson, Mark . . . . . 1988-89  
 Burnett, Dump . . . . . 1930-31-32  
**Burton, Wes . . . . . 2020-21**  
 Busby, Paul . . . . . 1939  
 Butler, Thompson . . . . . 1903  
 Button, Evan . . . . . 2006-07-08-09  
 Buys, Mark . . . . . 1980  
 Bynum, Jerry . . . . . 1955-56

-C-

Cabeceiras, Miles . . . . . 2006  
 Cahall, Billy . . . . . 1911-12  
 Cain, Bobby . . . . . 1969  
 Caldwell, Hugh . . . . . 1949-50  
 Caldwell, Jimmy . . . . . 1948-49  
 Caldwell, M.F. . . . . 1918  
 Caldwell, Sleepy . . . . . 1950  
 Calhoun, Billy . . . . . 1952  
 Calhoun, Jeff . . . . . 1977-78-79-80  
 Callahan, Lindy . . . . . 1952  
 Callaway, Mickey . . . . . 1994-95-96  
 Callender, Eric . . . . . 2010-11  
 Campbell, Cooper . . . . . 1999  
 Cannon, Larry . . . . . 1988-89-90-91  
 Caracci, Parker . . . . . 2018-19  
 Carlson, Cully . . . . . 1935  
 Carmichael, Mark . . . . . 1978-79  
 Carney, A.B. . . . . 1918  
 Carlyle, Kenny . . . . . 1989-90-91-92  
 Carone, Rick . . . . . 1993  
 Carothers, Henry . . . . . 1898  
 Carr, Oscar . . . . . 1914-15-16  
 Carroll, Richard . . . . . 1987-88-89  
 Carruth, Roy . . . . . 1908  
 Carter, Thomas . . . . . 2001-02  
 Case, A.B. . . . . 1917  
 Case, Andrew (Mgr.) . . . . . 2011  
 Cassibry, Napoleon . . . . . 1916  
 Ceriani, Matt . . . . . 1997-98  
 Chain, Buddy . . . . . 1954-55-56-57  
 Chandler, Lane . . . . . 1911-12-13-14  
 Chapman, Russ . . . . . 1990-91  
**Chatagnier, Peyton . . . . . 2020-21**  
 Chavez, Dylan . . . . . 2012  
 Chesser, Scott . . . . . 1985-86-87-88  
 Christian, Josh . . . . . 2001-02  
 Christiansen, Bobby . . . . . 1951-52-53  
**Cioffi, Max . . . . . 2018-19-20-21**  
 Clark, Bud . . . . . 1961  
 Clark, Mark . . . . . 1977-78  
 Clay, G.L. . . . . 1935-36  
 Clements, David . . . . . 1979-80-81-82  
 Cleveland, Russ . . . . . 1987-88  
 Cliburn, Dustin . . . . . 2002-03  
 Climer, Tommy . . . . . 1961  
 Cloyd, Connor . . . . . 2015-16  
 Coates, Colin . . . . . 2018  
 Cochet, A.J. . . . . 1998, 2001  
 Cockrell, Chase . . . . . 2017-18-19  
 Coffman, Robin . . . . . 1987-88-89-90  
 Coghlan, Chris . . . . . 2004-05-06  
 Cohen, Dotsy . . . . . 1942  
 Cole, Robert . . . . . 1985  
 Coleman, Kem . . . . . 1976

Coleman, Randy . . . . . 1978-79-80-81  
 Coleman, Ron . . . . . 1969  
 Coleman, Roy . . . . . 1979  
 Colmer, Jimmy . . . . . 1980-81-82-83  
 Comstock, Donald . . . . . 1941-42  
 Conerly, Charlie . . . . . 1946-47-48  
 Conley, Evan . . . . . 2000-01  
 Conner, Clyde . . . . . 1901-02  
 Cook, Marion . . . . . 1947-48-49-50  
 Cooper, Billy . . . . . 1957-58  
 Cooper, Jordan . . . . . 2010  
 Cooper, Kyle . . . . . 1908  
 Corrigan, Chris . . . . . 2009  
 Cosman, Jeff . . . . . 1991-92-93  
 Cosman, Jim . . . . . 1988-89  
 Cosman, Mike . . . . . 1990-91  
 Cothren, Paige . . . . . 1954  
 Cox, Kris . . . . . 1999-2000-01  
 Cozart, Zack . . . . . 2005-06-07  
 Cramblitt, Joey . . . . . 1998-99-2000  
 Crawford, Eddie . . . . . 1954-55-56  
 Crisler, Jay . . . . . 1937-38  
 Crisler, Robert . . . . . 1935  
 Crook, Robert . . . . . 1917  
 Crouse, Matt . . . . . 2010-11  
 Crutcher, Scott . . . . . 1981-82  
 Cryer, Justin . . . . . 2007-08  
 Culley, Slats . . . . . 1913-14-15  
 Cunningham, C. . . . . 1910  
 Cupps, Anthony . . . . . 2003-04-05  
 Currie, James . . . . . 1907-08  
 Curry, Billy . . . . . 2000-01  
 Curry, Ted (mgr.) . . . . . 2015  
 Cutcliff, Alex . . . . . 1929  
 Cutliff, W.H. . . . . 1923

-D-

Danaway, Jan . . . . . 1965  
 Darnell, Bill . . . . . 1958  
 Burlson, Mark . . . . . 1988  
 Davis, Chad . . . . . 1998  
 Davis, Eric . . . . . 1984  
 Davis, Frank Oliver . . . . . 1901  
 Davis, Fred . . . . . 1946  
 Button, Evan . . . . . 1999  
 Davis, Russ . . . . . 1978-79-80  
 David, Thomas . . . . . 1899-1900-01  
 Day, Eagle . . . . . 1954-55-56  
 Day, Fred . . . . . 1903  
 DeYoung, Dan . . . . . 1995-96-97  
 Dean, Guy . . . . . 1902  
 Dear, Walter . . . . . 1914-15  
 Deaton, Chris . . . . . 1983  
 Dellucci, David . . . . . 1992-93-94-95  
 Deloach, Jr., Percy . . . . . 1932  
 Dennis, Mark . . . . . 1982-83  
 Denny, Matt . . . . . 2013-14-15-16  
 Dent, Albert . . . . . 1913-14-15  
 Denton, Chauncey L. . . . . 1905  
 Deuschle, Eddie . . . . . 1966

**Diamond, Derek . . . . . 2020-21**  
 Diamond, Jim . . . . . 1975-77  
 Dickens, Jon . . . . . 1999, 2001  
 Dickens, Luther . . . . . 1935  
 Dickerson, Dave . . . . . 1954-55  
 Dillard, Steve . . . . . 1971-72  
 Dillard, Thomas . . . . . 2017-18-19  
 Dishon, Cameron . . . . . 2013-14-15-16  
 Dixon, Dickie . . . . . 1988-89-90  
 Dixon, Mark . . . . . 1996-97  
 Dodd, Allan . . . . . 1906  
 Domenick, Mike . . . . . 1986-87  
 Donovan, Justin . . . . . 2003-04  
 Dorsay, Bucky . . . . . 1932  
 Dorsay, Newman . . . . . 1935  
**Dougherty, Jack . . . . . 2021**  
 Duff, Garrett . . . . . 2008  
 Duff, Matthew . . . . . 1996-97  
 Dulin, Dalton . . . . . 2014  
 Duncan, Eric . . . . . 1969  
**Dunhurst, Hayden . . . . . 2020-21**  
 Chavez, Dylan . . . . . 1917-18  
 Dupuy, Jim . . . . . 1949-50-51  
 DuVall, Doug . . . . . 1985

-E-

Ealy, Jerrion . . . . . 2020  
 Easterling, Jason . . . . . 1995-96  
 Eaves, Derek . . . . . 1994  
 Echols, Page . . . . . 1996  
 Edmondson, Howard . . . . . 1897  
**Elko, Tim . . . . . 2018-19-20-21**  
 Ellis, Chris . . . . . 2012-13-14  
 Elmer, Frederick . . . . . 1902-04  
 Elmer, J.C. . . . . 1906  
 Elmore, Doug . . . . . 1960-61-62  
 Embree, W.S. . . . . 1935  
 Enochs, H.R. . . . . 1904  
 Erickson, Bill . . . . . 1942-46  
 Eskra, Scott . . . . . 1997  
 Ethridge, Jay (Mgr.) . . . . . 2015  
 Ethridge, Will . . . . . 2017-18-19  
 Eylar, Sean . . . . . 1997

-F-

Evans, Greg . . . . . 1984-85  
 Evans, Jeff . . . . . 1913-14  
 Ewing, Sugar . . . . . 1932  
 Eylar, Sean . . . . . 1997  
 Ezell, Jr., E.J. . . . . 1901-02

Faggard, Cleveland . . . . . 1950-51  
 Faggard, James . . . . . 1950-51  
 Fair, Babe . . . . . 1908-09  
 Fair, Frank . . . . . 1904  
 Cooper, Jordan . . . . . 2019  
 Fanning, Jack . . . . . 1940-41  
 Faresse, Johnny . . . . . 1938  
 Farley, Tom . . . . . 1960-61-62  
 Farmer, Del . . . . . 1957  
 Farmer, Bryan . . . . . 1982-83-84-86  
 Farmer, Delbert . . . . . 1954-55-56-57  
 Farmer, Harry . . . . . 1918-19  
 Farragut, Ken . . . . . 1950-51  
 Farrar, Clint . . . . . 1999-2000-01-02  
 Farrar, Don . . . . . 1971-72  
 Farr, Peyton . . . . . 2005-07  
 Crisler, Robert . . . . . 1932  
 Fassero, Jeff . . . . . 1984  
 Feigl, Brady . . . . . 2016-17-18  
 Felston, Anthony . . . . . 1996  
 Ferguson, Tim . . . . . 2008-09-10  
 Fernandez, Quay . . . . . 1921  
 Ferrell, Rory . . . . . 1976-77-78  
 Field, Richard . . . . . 1917-18  
 Finger, Bill . . . . . 1915-16  
 Finley, Dave . . . . . 1962  
 Fiore, Vince . . . . . 1996-97  
 Fisher, Nathan . . . . . 1964  
 Fitzsimmons, Michael . . . . . 2016-17-18-19  
 Flaunt, Thomas . . . . . 2008  
 Fleming, Rocky . . . . . 1965  
 Fleming, Russell . . . . . 1991  
 Darnell, John . . . . . 1949-50-51  
 Flowers, Buck . . . . . 1923  
 Floyd, Sledge . . . . . 2001  
 Foote, Anderson . . . . . 1905-08  
 Foote, Bill . . . . . 1913  
 Ford, Cliff . . . . . 1977-78-79  
 Ford, Ramie . . . . . 1982-83-84  
 Forsyth, Braden . . . . . 2020-21  
 Fortenberry, Pooney . . . . . 1932  
 Fortes, Nick . . . . . 2016-17-18  
 Fowler, Eric . . . . . 2003-04-05  
 Fowler, Jordan . . . . . 2018-19  
 Fowler, Taylor . . . . . 2003-04  
 Frank, George . . . . . 1962-63  
 Franklin, Michael (Mgr.) . . . . . 2006  
 Franklin, Miles . . . . . 2004-05  
 Franklin, Steve . . . . . 1903  
 Friday, Mike . . . . . 1969-70-71  
 Frye, Phil . . . . . 1940-41-42  
 Fulton, Charles . . . . . 1915  
 Futrell, John . . . . . 1993-94

-G-

Gaddis, Barry . . . . . 1971-72-73-74  
 Gainey, John L. . . . . 1954-55-56-57  
 Garrigues, Robert . . . . . 1966  
 Garrison, Buddy . . . . . 1955-56  
 Gatlin, Guy . . . . . 1991-92  
 Gatlin, John . . . . . 2012-14  
 Gee, Orman . . . . . 1935  
 Geno, Gary . . . . . 1987-88  
 Gentleman, J.P. . . . . 1985-86-87  
 Gex, Emile . . . . . 1942  
 Gex, Joe . . . . . 1984-85-86-87  
 Gibbon, Joe . . . . . 1954-55-56-57  
 Gibbs, Dean . . . . . 1985  
 Gibbs, Jake . . . . . 1959-60-61  
 Gibbs, Monte . . . . . 1986-87-88  
 Gibson, Edward . . . . . 1897-98  
 Gilbert, Benji . . . . . 2020  
 Gindl, Carl . . . . . 2018-19  
 Gladding, Chick . . . . . 1940-41  
 Gleason, Dave . . . . . 1938  
 Goad, Don . . . . . 1953-54-55-56  
 Goforth, David . . . . . 2009-10-11  
 Golsan, Will . . . . . 2015-16-17-18  
 Golsan, Senquez . . . . . 2012  
**Gonzalez, Jacob . . . . . 2021**  
 Goodman, Gregg . . . . . 1980-81  
 Goodwin, Ronnie . . . . . 1999-2000-01  
 Gordon, Kyle . . . . . 1984-85-86-87  
 Graehler, Al . . . . . 1951-52  
 Graham, Darryl . . . . . 1979-81-82-83  
**Graham, Kevin . . . . . 2019-20-21**  
 Grant, Josh . . . . . 2002  
 Grantham, Carey . . . . . 1961  
 Grantham, Larry . . . . . 1958  
 Gray, Dick . . . . . 1957  
 Gray, Mike . . . . . 2001-02  
 Green, Allen . . . . . 1958  
 Green, Connor . . . . . 2016-17-18-19  
 Green, Walter . . . . . 1913-14  
 Greene, Jim . . . . . 1903  
 Greenich, Duke . . . . . 1941-42



Greenich, Mike ..... 1969
Greenwood, Aaron ..... 2012-13-14
Griffin, J.A. .... 1915
Griffin III, William ..... 1975-76-77
Grissom, Mitch ..... 1937
Grubbs, Jason, mgr. .... 1993-94-95-96
Guerrero, Michael ..... 2008
Guess, Jack ..... 1910
Gunter, T.Y. .... 1973-74-75-76
Gunther, Barry ..... 2002-03-04-05

-H-

Hagerman, R.L. .... 1918
Halbert, Frank ..... 1959-60-61
Hall, Dwayne ..... 2002-03
Hall, Josh ..... 2019
Hall, Parker ..... 1939
Halton, Scott ..... 2008-2010
Hamblin, Miles ..... 2010
Hammitt, Bob ..... 1950
Hancock, Jon-Jon ..... 2005-06
Hanson, Kirk ..... 1989-81-82-83
Hapes, Clarence ..... 1935-36-37
Hapes, Merle ..... 1940
Hardy, Lamar ..... 1897-98
Harrelson, Richy ..... 1993-94-95-96

Harris, Calvin ..... 2021

Harris, Robert ..... 1976
Harrison, J.T. .... 1997-98-99
Hartsough, Greg ..... 1973-74-75
Harvey, Ad ..... 1899
Hashman, Taylor ..... 2009-10
Hasler, Scotty ..... 1965-66-67
Hathorn, Happy ..... 1919-20-21-22
Haven, Louis ..... 1966-67-68
Havercamp, C.M. .... 1905-06
Haxton, Richard Kenneth ..... 1913
Haynes, Kirk ..... 1932
Hays, William ..... 1935
Haywood, Bill ..... 1975-76

Hazel, Larry ..... 1940-41-42
Head, Stephen ..... 2003-04-05
Helsel, Christian ..... 2013
Hemphill, Archie ..... 1929
Henderson, Brad ..... 1996-97-98-99
Henderson, Louis ..... 1921
Henry, Jordan ..... 2007-08-09
Henry, Justin ..... 2005-06-07
Henson, Kyle ..... 2009
Hetland, Nick ..... 2006-07

Hewes, Gaston ..... 1921
Hewes, George ..... 1948-49-50
Hicks, Devin ..... 2007
Hicks, William ..... 1916-18
Higginbotham, Bobby ..... 1987
Higginbotham, Larry ..... 1962-63-64
Hightower, C.C. .... 1905-06-07-08
Hightower, Taylor ..... 2009-10
Hill, Chad ..... 1997-98-99-2000
Hill, Kaleb ..... 2019
Hines, Richard ..... 1988-89-90
Hively, R.J. .... 2011-12
Hodge, Lee ..... 1988-89-90

Hoglund, Gunnar ..... 2019-20-21
Holiday, Shaune ..... 1993
Holland, Vance ..... 1991-92
Holliman, Mark ..... 2003-04-05
Hollingsworth, J. Glenn ..... 1934-34-35
Holmes, Clark ..... 1938
Holmes, David ..... 1915-16-17-18
Holston, Greer ..... 2017-18-19-20-21
Hood, Adam (Mgr.) ..... 2007-08
Hopkins, Oliver Houston ..... 1932
Horne, Alan ..... 2002
Houser, Ken ..... 1981-82-83
Hovious, Junie ..... 1940-41-42
Howell, George ..... 1932
Howell Sr., Jamie W. .... 1959-60

Huber, Brett ..... 2010-11-12-13
Hubbard, Walter "Bubba" ..... 1974-75-76-77
Hubbard, Michael ..... 2008-09
Hudson, Taylor ..... 1997
Huffman, Dennis ..... 1962-63-64
Huffstatter, Charlie ..... 1965-66
Huggins, Cleveland P. .... 1904-05-06-07
Huisman, Jason ..... 1995-96-97-98
Huisman, Josh ..... 1997-98
Huisman, Justin ..... 1998-99-2000
Hunt, Neil ..... 2000-01
Hunt, Ralph ..... 1957
Husband, Paul ..... 1970-71-72-73
Hutchinson, Burney ..... 1999-2000-01-02
Hutchinson, W.N. .... 1899

-I-

Ignatius, Joe ..... 1993-94-95-96
Irwin, Phillip ..... 2007-08-09
Iseminger, Tom ..... 1968-69-70

-J-

Jamison, Will ..... 2012-13-14
Jarvis, Carroll ..... 1952
Jarvis, Robert "Cob" ..... 1952-53-54
Jenkins ..... 1903

Jenkins, Bobby ..... 1955
Jenkins, Travis ..... 1983
Jenkins, Warren ..... 1957-58
Jennings, Dave ..... 1963, 65-66
Jennings, Louis ..... 1968
Jiggets, Louis M. .... 1918
Jobe, Don ..... 1958-59
Guess, Jack ..... 1990-91-92
Johnson, Bill ..... 1956-57-58

Johnson, Brandon ..... 2021

Johnson, Cooper ..... 2017-18-19
Johnson, George M. .... 1904-08
Johnson, Jeffrey ..... 1992-93-94-95
Johnson, Jamie ..... 1986-87
Johnson, Mark ..... 1980-81-82
Johnson, Mike ..... 1974, 76
Johnson, Russ ..... 1964-65-66
Johnson, Sean ..... 2016-17
Johnson, Sisler ..... 1940
Johnson, William Washington ..... 1898

Jones, Allen ..... 1931-32
Jones, Arthur H. .... 1898-99-1900-02
Jones, Billy Ray ..... 1959-60-61
Jones, D. .... 1902
Jones, Elwyn T. .... 1899
Jones, Gratz ..... 1923-24
Jones, Jerry ..... 1961-62-63
Jones Jr., James V. "Jimmy" ..... 1963-64-65
Jones, J.W. .... 1963-64
Jones, Lance ..... 2000-01
Jones, Lucius P. .... 1906-07-08-10
Jones, Quitman ..... 1914-15
Jones, Stewart M. .... 1897-98
Jones, Walter (mgr.) ..... 1935

Jordan, Dan ..... 1958-60
Jordan, Deno ..... 1932
Jordan, Robert Arthur "Artie" ..... 1912
Joseph, Freddie ..... 1988-89

-K-

Kachmar, Richard ..... 1974
Kauerz, Ken ..... 1969-70
Keel, David ..... 1991
Keenan, Tyler ..... 2018-19-20
Keller, Irving ..... 1939-40
Keller, Robert ..... 1942
Kelly, Maurice ..... 1949-50
Kelly, Phil ..... 1937-38
Kellerman, Ken ..... 1948
Kerr, Larry ..... 1967-68
Kessinger, Don ..... 1962-63-64
Kessinger, Grae ..... 2017-18-19
Kessinger, Keith ..... 1987-88-89
Kessinger, Kevin ..... 1989-90-91-92
Ketchum, C.J. .... 2005-06-07

Keyes, Bill ..... 1959
Keyes, Tommy ..... 1963-64
Khayat, Robert ..... 1958-59-60
Kiely, Bobby ..... 1998
Kight, Cullan ..... 2007-08-09
Kilpatrick Jr., Andrew J. (Mgr.) ..... 1974
Kilpatrick, Bobby ..... 1960-61

Kimball, Jackson ..... 2020-21

Kimmons, George ..... 1939-40-41
Kinard, Billy ..... 1955-56
Kinard, Frank M. "Bruiser" ..... 1937
Kincaide, Robert ..... 1936
Kindred, David ..... 2008
King, B.F. .... 1910
King, Jordan ..... 2010-11
Kinnebrew, Earl ..... 1910
Kirk, Robert ..... 1919
Kirkland, G.P. .... 1911
Kirkpatrick, Stephen ..... 2001
Kirksey, Zach ..... 2011-12
Klepzig, Carson ..... 2017
Kliman, Alex ..... 2005-06-07
Kline, Will ..... 2005-06-07

Knight, Austin ..... 2012-13-14-15
Knight, Bob ..... 1972
Knight, Hugh ..... 1976
Knight, John ..... 1995-96
Knox, Ike C. .... 1906-07-08-09
Kortz, Jeff ..... 1990-91-92
Kortz, Otho ..... 1948, 51
Kretschmar, Wilson P. .... 1898
Kuklinski, Ryan ..... 2002-03-04
Kyle, Hank ..... 1917

-L-

Lacey, R.B. .... 1904
Ladd, Pete ..... 1975-76-77
Ladnier, Deric ..... 1983-84-85
Lafferty, Carl ..... 1998-99-2000-01
LaFleur, Trey ..... 2020-21
Lamb, Billy ..... 1962-63
Lambert, Aaron ..... 1965-66
Lambert, Frank ..... 1963
Lamphere, Russell ..... 1979
Landrum, Glenn ..... 1992
Lantrip, D.B. .... 1918-19
Lartigue, Henri ..... 2014-15-16
Laxer, Josh ..... 2012-13-14

Lear, Jimmy ..... 1952
Leatherwood, Hayden ..... 2020-21
Lee, Braxton ..... 2014
Leech, Zachary (Mgr.) ..... 2006-07
Leftwich, Jr., George J. .... 1913-14
Leggett, Ed "Hot" ..... 1952-53
Lester, Drane ..... 1918-19-20-21
Lewcom, Ed ..... 1952
Lewis ..... 1918

Lewis, Keith ..... 1994-95-96
Liberto, Joseph ..... 2000
Liles, Sammy ..... 1939-40
Lindsay, Ben ..... 2003
Lindsey, Ken ..... 1952
Lipse, James Holline ..... 1921
Littlejohn, Cody (Mgr.) ..... 2013-14
Littlejohn, Jordan ..... 2013-14-15
List, Hank ..... 1971-72-73
Lockhart, George ..... 1938
Loposer, Knox ..... 2019-20-21
Lotterhos, Chris ..... 1996-97
Love, Albert G. .... 1899
Lowe, Andrew ..... 2016
Lowe, Jason ..... 1993
Lum, Bradley ..... 2005-06
Luke, Tom ..... 1990-91-92
Lusk, Glenn ..... 1964, 66-67
Lynn, Michael "Lance" ..... 2006-07-08
Lyons, Joel ..... 2000-01
Lyons, Kenny ..... 1974
Lyons, Nathan ..... 1999-2000-01-02
Lyons, Tommy ..... 1974-75

-Mc-

McAllister, Dick ..... 1937-38-39
McArthur, James ..... 2016-17-18
McAvoy, Jeff ..... 1998-99-2000
McBride, William Reid ..... 1905-06
McCain, Joseph P. .... 1917-18
McCall, E.F. .... 1911-12-13
McCants, T.J. .... 2021
McCure, Ricky ..... 1973-74-75
McCool, Dave ..... 1947-48
McCoy, M.A. .... 1968-69-70
McCracken, Bunk ..... 1911
McCullar, Thomas P. .... 1904-07
McDaniel, Drew ..... 2020-21
McDaniels, Rusty ..... 2002
McDermott, Marty ..... 1978-79
McDonnell, Augustus H. .... 1906-07
McDowell, James R. .... 1899-1900
McFarland, Benjamin ..... 1899-1900-01
McFarland, Joe ..... 1935
McGathery, Bill ..... 1964-65
McGowan, Mike ..... 1985-86-87
McGregor, Jeffrey ..... 2001
McInnis, Adlia ..... 1912-13-14-15
McKay, Scott M. .... 1915-16
McKean, Rory M. .... 2007-08-09-10
McKenzie, Jason ..... 1993-94-95
McKinney, David ..... 1987
McLarty, Ed ..... 1967-68-69
McLaughlin, Mitch ..... 1952
McLaurin Jr., A.J. .... 1903-04-05
McLean, Robert ..... 1901-02
McLellan, Curt ..... 2003
McLemore, Jackie ..... 1948-49-51
McLeod, Dan ..... 1972-73-74
McLeod, Hugh ..... 1972
McMahan, Eric ..... 1993-94
McMahon, Kevin ..... 1970-71-72
McNair, J.W. .... 1900-01-04
McNease, William ..... 1921
McNeese, John ..... 1993-94-95
McShea, Dan ..... 1997-98-99-2001
McWilliams, Bill ..... 1937

-M-

MacMillan, Marc ..... 1993-94-95-96
Magee, Charles ..... 1959-60
Magee, Thomas (Nakia) ..... 1998
Magee, Tommy ..... 1969-70-71
Magee, Treetop ..... 1958
Magruder, J.M. .... 1901
Majure, Toby ..... 1946-47-48
Mallitz, Josh ..... 2021
Maloney, Matt ..... 2004-05
Manning, Archie ..... 1969-70
Marcus, Charlie ..... 1942
Martin, A.J. .... 1957
Massengale, Kent ..... 1937-38-39
Massey, John ..... 1998-99
Massie, Jeremy ..... 2013-14
Matthis, Tanner ..... 2010-11-12-13
Matthews, Jimmy ..... 1953-54
Mattina, Rodney ..... 1963-64
Mattina, Rodney, Jr. .... 1985-86-87
Maxcy, Brian ..... 1990-91-92
Maxson, Arthur M. .... 1909
Maxwell, C.R. .... 1906
Maxwell, Harold ..... 1950-51-52
Maxwell, Tim ..... 1977
Mayes, L.L. .... 1904

Mayers, Mike ..... 2011-12-13
Mead, Chad ..... 1998-99
Meador, Price ..... 1947-48
Meaut, Bryon ..... 1972-73
Mensik, Todd ..... 1994-95-96
Mercer, Charles Venable ..... 1900
Merkel, Charles ..... 1961-62-63
Miller ..... 1909-11
Miller, Austin ..... 2018-19-20-21
Miller, Cecil Edward ..... 1906-07
Miller, David ..... 1985-86
Miller, D.J. .... 2016-17
Miller, Matthew ..... 2000
Miller, Zach ..... 2007-08-09-10
Mills, Kyle ..... 2007-08
Mills, Ralph ..... 1913-14
Mims, Johnny ..... 1979-80
Mims, John Morgan ..... 1909-10-11-12
Mines ..... 1903

Mink, Bostick ..... 1942
Mistone, Andrew ..... 2012-13
Mitchell, Jay ..... 1958-59
Mitchell, Robert P. .... 1907-08-09-10
Mitchell, Steve F. .... 1909-10-11-12
Mize, W.G. .... 1947
Mock, Lee ..... 1989-90
Moffett, Chris ..... 2005
Monaghan, Norman ..... 1908-09-10
Monette, William H. .... 1897
Montgomery, Holt ..... 2002
Montgomery, Johnny ..... 1921-22-23
Montrenes, Pete ..... 2001-02
Moore, Buchanan ..... 1932
Moore, Grafton ..... 1967-68
Moore, Lee ..... 1968-69
Mooreland, Chip ..... 1985-86-87-88
Morgan, Jake ..... 2008-09-11
Morgan, Jim ..... 1992-93-94-95
Morris, Glen ..... 1999-2000-01-02
Morris, Jamie ..... 1972-73
Morris, Joey ..... 1984
Morris, Tommy ..... 1966
Morrison, Bryce ..... 2002-03
Mort, Kevin ..... 2009-10
Moseley, Sam O. .... 1917-18
Moser, Cecil R. .... 1917
Moss, Edgar ..... 1901-02-04-05
Mossberg, Matthew ..... 2000-01-02-03
Mulholland, Casey ..... 2012
Murphy, Charles M. .... 1916
Murphy, William E. .... 1912-13-14-15

Murrell, Mitch ..... 2020-21
Musgrave, Joe ..... 1969
Musselwhite, Allen ..... 1984-85-86-87
Musselwhite, Darren ..... 1987-88-89
Myers, Lucas ..... 1908-11
Myers, Riley ..... 1969-71
Myers, Stanley ..... 1900
Myers, Tyler ..... 2019-21
Myers, W.D. .... 1899-1900-1901

-N-

Nabors, Hunter ..... 2019
Nappier, Herb ..... 1971-72
Nash, H.E. .... 1901
Nau, Trevor ..... 1974-75-76
Neblett, Bob ..... 1954-55
Neely, Billy ..... 1937-38
Neff, Spencer ..... 1989
Netherland, Ken ..... 1959-60-61
Newalu, Blake ..... 2011-12
Newell, Samuel William ..... 1905-06
Nichols, Jarret ..... 1994
Nichols, Joe ..... 1972-73-74
Nichols, Tommy ..... 1967-68
Nicholson, Gary ..... 1981-82, 84
Nikhazy, Doug ..... 2019-20-21
Nipper, Tim ..... 1997
Norfleet, Cecil ..... 1901
Norman, Chuck ..... 1964
North, Nelson ..... 1987
Nugen, Craig ..... 2000-01

-O-

O'Brien, L.R. .... 1906
O'Mara, Braxton B. .... 1917
Oakley, Gary ..... 1974-75
Oakley, Kenny ..... 1967-68-69
Oates, O.M. .... 1912-13
Olenek, Ryan ..... 2016-17-18-19
Oliver, Darryl ..... 1984-85
Orvis, Sikes ..... 2012-13-14-15
Osteen, Cooper ..... 2004-05
Oswalt, Larry ..... 1970
Ott, Greg ..... 1979
Ott, Karl ..... 1951-52-53
Ott, Reggie ..... 1951
Oursler, Brooks ..... 2011
Overbeck, Cody ..... 2006-07-08
Overbey, Jake ..... 2012-13
Overbey, Preston ..... 2011-12-13-14
Owen, Charles ..... 1966-67



-P-

Padgett, Chris . . . . . 1983-84  
 Pagnozzi, Andy . . . . . 2016-17  
 Palmer, Dave . . . . . 1973-74-75  
 Pannell, Jim . . . . . 1949  
 Parker, Edd Tate . . . . . 1953-54  
 Park, Michael . . . . . 2009  
 Park, Mike . . . . . 1972-73-74-75  
 Parkinson, David . . . . . 2016-17  
 Parsonage, Scott . . . . . 1997-98  
 Paslay, Lea . . . . . 1957  
 Pate, Jeff, mgr. . . . . 1985-86-87  
 Patridge, Bailey . . . . . 1999-2000  
 Patton, Houston . . . . . 1954  
 Patton, Jimmy . . . . . 1953  
 Payne, Alex . . . . . 1939  
 Peace, Rush . . . . . 1955  
 Pearson, Ike . . . . . 1937-38-39  
 Peoples, Dick . . . . . 1932  
 Pegram, Joe . . . . . 1956  
 Pelty, R.J. . . . . 1921  
 Penny, Ronnie . . . . . 1967  
 Perdzock, Holt . . . . . 2013-14-15-16  
 Peresich, Ron . . . . . 1964  
 Perkins, Clifford P. . . . . 1897-98-99  
 Perkins, Nic . . . . . 2015-16  
 Perkins, Richie . . . . . 1962-63-64  
 Petey, Richard Jones . . . . . 1921-22  
 Pettway, Brian . . . . . 2003-04-05  
 Petty, Spot . . . . . 1921  
 Phillips, Ardis . . . . . 1957  
 Phillips, Cary . . . . . 1929  
 Phillips, David . . . . . 2009-10  
 Phillips, Zack . . . . . 2019  
 Pickens, J.R. . . . . 2002  
 Pickens, Mike . . . . . 1983  
 Pickering, Gary . . . . . 1978-79-80-81  
 Plerson . . . . . 1923  
 Pigford, Cuss . . . . . 1933  
 Pigford, Lavelle Cuthbert . . . . . 1905-06  
 Pilcher, Chad . . . . . 2002-03-04  
 Pittman, Frank K. . . . . 1897  
 Pittman, Jim . . . . . 1971-72-73-74  
 Pittman, Ronnie . . . . . 1952-53-54  
 Plant, Powell (Pete) . . . . . 1908-09  
 Pleasant, Randy . . . . . 1960-61-62  
 Plowman, Eric . . . . . 1988-89  
 Plumlee, John Rhys . . . . . 2020-21  
 Poindexter, William G. . . . . 1899  
 Poland, Hugh . . . . . 1959-60  
 Pomeranz, Drew . . . . . 2008-09-10  
 Pomeranz, Mike . . . . . 1976-77-78-79  
 Pomeranz, Pat . . . . . 1980-81-82-83  
 Poole, Barney . . . . . 1947-48-49  
 Poole, Fleming . . . . . 1942  
 Poole, Jackie . . . . . 1951  
 Poole, James E. "Buster" . . . . . 1935-37-38  
 Poole, Jordan . . . . . 2011  
 Poole, Phillip . . . . . 1947  
 Poole, Ray . . . . . 1947  
 Pope, James F. . . . . 1897-98  
 Porter, Don . . . . . 1959-60-61  
 Porter, Jim . . . . . 1898-99  
 Porter, Ryne . . . . . 2004-05  
 Posey, Michael A. . . . . 2000  
 Pounds, Pepper . . . . . 1987-88-89-90  
 Powe, Alexander M. . . . . 1914-15  
 Powell, Jim . . . . . 1974  
 Powell, Sanford . . . . . 1937  
 Power, Logan . . . . . 2006-07-08-09  
 Presley, Alex . . . . . 2004-05-06  
 Presley, David . . . . . 1964  
 Prine, Richie . . . . . 1964-65  
 Price, Jamey . . . . . 1994-95  
 Propst, Jake . . . . . 1940-41-42  
 Pryor, Stephen . . . . . 1994  
 Purdom, Kirk . . . . . 1990-91-92-93  
 Purvis, Jay . . . . . 1977-78  
 Purvis, Jeff . . . . . 1986-87-88-89

-Q-

Quinn, Paul . . . . . 1935  
 Queen, Titus (Mgr.) . . . . . 2004-05

-R-

Ragan, Bob . . . . . 1958-59-60  
 Rainwater, Edward W. . . . . 1897  
 Ramsay, George . . . . . 1921-23  
 Randolph, Vivian . . . . . 1911  
 Rather, Lytle A. "Alec" . . . . . 1961  
 Rasberry, Eric . . . . . 1992  
 Ray, David . . . . . 1974-75-76  
 Ray, E.H. "Red" . . . . . 1919  
 Ray, John Wesley . . . . . 2015  
 Reasoner, Greg . . . . . 1984-85  
 Reaves, Micah . . . . . 2010  
 Redhead, Duncan N. . . . . 1929-30-31-32  
 Reed, Jack . . . . . 1952-53  
 Reed, Leroy . . . . . 1956-57-58  
 Reeder, Jon . . . . . 2001-02  
 Reid, Russell . . . . . 1947  
 Renfroe, Laddie . . . . . 1981-82-83-84

Reynolds, Jim . . . . . 1994  
 Rhodes, Dave . . . . . 1971  
 Rice, Lent . . . . . 1967  
 Riddell, Holloway . . . . . 1921  
 Riddley, Nate . . . . . 1989-90-91-92  
 Rikard, Jerry . . . . . 1965  
 Rizzo, Joe . . . . . 1978-79  
 Roach Jr., J.B. . . . . 1906-07  
 Roberds, Bill . . . . . 1910  
 Roberts, Fred . . . . . 1962-63-64  
 Robertson, Jack . . . . . 1909  
 Robinson, Banks . . . . . 1999-2000-01-02  
 Robinson, Bobby . . . . . 1963  
 Robinson, Drew . . . . . 2004  
 Robinson, Errol . . . . . 2014-15-16  
 Robinson, Jeff . . . . . 1992-93-94  
 Robinson, Ronnie . . . . . 1966-67  
 Robison, Drake . . . . . 2015  
 Rodgers, Mike . . . . . 1996-97  
 Rodgers, Rab. . . . . 1935-37  
 Rodriguez, Craig . . . . . 2006-07  
 Rogers, Bill . . . . . 1970-71-72  
 Rogers, Drew . . . . . 2002-03  
 Rogers, Hal . . . . . 1950  
 Rogers, Junior . . . . . 1982-83-84-85  
 Rolison, Ryan . . . . . 2017-18  
 Rosamond, Michael . . . . . 1997-98-99  
 Rosetti, Tony J. . . . . 1935-37-38  
 Roth, Houston . . . . . 2017-18-19  
 Rothlin, Trent . . . . . 2010-11  
 Rounsaville, Charles L. "Baby" . . . . . 1935  
 Rouse, Chuck . . . . . 1982  
 Rowe, Tim . . . . . 2017-18  
 Rowell, Bill . . . . . 1958  
 Rowland, Frances H. "Doc" . . . . . 1908-09-10  
 Ruby, Pete . . . . . 1908  
 Russell, Earl Watkins . . . . . 1921  
 Russell, Ronnie . . . . . 1976-77-78-79  
 Rutland, Zack . . . . . 2011  
 Ryan, Matt . . . . . 1991-92-93  
 Ryland, Kenny . . . . . 1964

-S-

Sage, Ichy . . . . . 1909  
 Sammons, Cade . . . . . 2020-21  
 Satcher, John . . . . . 1997  
 Satterwhite, Cody . . . . . 2006-07-08  
 Sauls, Eric . . . . . 2011  
 Savage, Jack . . . . . 1937  
**Savell, Logan . . . . . 2020-21**  
 Scales, Samuel Webb . . . . . 1900-01  
 Scarborough, Jack . . . . . 1915-16-17  
 Scheider, George . . . . . 1949-50-51  
 Scheider, Louis . . . . . 1957-58  
 Schreiber, Bernie . . . . . 1953-54-55-56  
 Scott, Bill . . . . . 1953-54-55-56  
 Scott, Jake (Mgr.) . . . . . 2014-15  
 Scott, Jon Andy . . . . . 2011-12  
 Scruggs, Arthur E. . . . . 1923  
 Seamster, Bryan . . . . . 2017  
 Sepulveda, Kody . . . . . 2012  
 Servidio, Anthony . . . . . 2018-19-20  
 Setser, Fred . . . . . 1968-69-70  
 Shands, Harley R. . . . . 1898-99  
 Shanks, Cliff . . . . . 1991  
 Shanks, Sim . . . . . 2000  
 Shannon, C.R. "Bain" . . . . . 1938-39  
 Shaw, John . . . . . 1968-69-70  
 Shelby, George Bonds . . . . . 1905  
 Shelby, Son . . . . . 1939  
 Shelton, Dick . . . . . 1953, 55-56  
 Shelton, Robert . . . . . 1998-99  
 Shields, Pete . . . . . 1911-12  
 Shinault, Percy . . . . . 1897  
 Shinault, William . . . . . 1900  
 Shipp, Robert W. . . . . 1897  
 Short, Wyatt . . . . . 2014-15-16  
 Shumake, Les . . . . . 1951-52  
 Siedell, Robert Earl . . . . . 1961-62-63  
 Siedell, Rodney . . . . . 1971-72-73  
 Sikes, James . . . . . 1986-87-88  
 Sillers Jr., Walter "Red" . . . . . 1908-09  
 Sills, Paul . . . . . 1987  
 Silvia, Brian . . . . . 1990-91-92  
 Simcox, Larry . . . . . 1980-81  
 Simon, Bubba . . . . . 1986-87  
 Simontis, Al . . . . . 2002  
 Simpson, Collier . . . . . 1988-89-90-92  
 Simpson, Jesse . . . . . 2006-07  
 Simpson, Joel . . . . . 1939  
 Singleton, Dave . . . . . 1939  
 Sisk, William R. . . . . 1917-18-19  
 Sistrunk, Bill . . . . . 1957-58-59  
 Skelton, Brandon . . . . . 1999  
 Skinner, Ronnie . . . . . 1981  
 Slay, Jim Ed . . . . . 1979  
 Slone, Billy . . . . . 1993-94  
 Smith, Chad . . . . . 2016  
 Smith, Danny L. . . . . 1979-80  
 Smith, E.B. . . . . 1917  
 Smith, Fuller . . . . . 2007-08  
 Smith, G.K. . . . . 1897

Smith, Gordon . . . . . 1937-38-39  
 Smith, Les . . . . . 1982-83  
 Smith, Matt . . . . . 1985-86-87-88  
 Smith, Matt . . . . . 2008-09-10-11  
 Smith, Pierce . . . . . 2018-19  
 Smith, Ramey (medical) . . . . . 1988  
 Smith, Robert Lee . . . . . 1932-33  
 Smith, Roger . . . . . 1986-87  
 Smith, Sam . . . . . 2012-13-14-15  
 Smith, Seth . . . . . 2002-03-04  
 Snapp, Mike . . . . . 1975-76  
 Snopek, Chris . . . . . 1990-91-92  
 Snyder, Matt . . . . . 2009-10-11-12  
 Snyder, Mike . . . . . 2009-10  
 Sparks, James . . . . . 1901  
 Sparks, Thomas . . . . . 1918  
 Spaulding, Bobby . . . . . 1971-72-73  
 Spear, James . . . . . 1963  
 Spears, Michael . . . . . 2018  
 Spencer, Jackie . . . . . 1977-78  
 Spencer, James . . . . . 1935  
 Spicer Jr., C.B. "Spike" . . . . . 1942  
 Spiers, J. Wood "Woody" . . . . . 1962-63  
 Starr, Danny . . . . . 1973-74-75-76  
 Starr, Dennis "Bulldog" . . . . . 1971-72-73  
 Steen, Jay . . . . . 1980-81  
 Stennett, Milton . . . . . 1976  
 Sterns, Chad . . . . . 2000-01-02-03  
 Stewart, H.F. . . . . 1966  
 Stigler, Jimmy . . . . . 1957-58  
 Stokes, Will . . . . . 2015-16-17-18  
 Stone, Stoney . . . . . 2005-06  
 Strang, David . . . . . 1978-79-80  
 Rowell, Bill . . . . . 1948  
 Stockdale, Thomas . . . . . 1902  
 Stone, W.E. "Jack" . . . . . 1899-1900-01-04  
 Strong, Danny, mgr. . . . . 1996  
 Stuyverson, Sean . . . . . 2008  
 Sullivan, Austin . . . . . 2011  
 Sullivan, Grant . . . . . 1989-90-91  
 Summerlin, Guy . . . . . 1980-81-82-83  
 Summerlin, Mike . . . . . 1978-79-80-81  
 Sumrall, Billy . . . . . 1963-64-65  
 Swan, David . . . . . 1995-96-97-98  
 Swayze, Tom . . . . . 1930-31-32  
 Swearingen, Jonathan . . . . . 2002-03  
 Sweat, Soggy . . . . . 1942  
 Sweeney, Rick . . . . . 1988-89  
 Switzer, Billy . . . . . 1951-52-53-54  
 Swolsky, David . . . . . 1986-87

-T-

Talavs, Jason . . . . . 1993  
 Taylor . . . . . 1913  
 Taylor, James M. "Pop" . . . . . 1907-08-09-10  
 Taylor, Leroy . . . . . 1900  
 Tann, Joseph "Jolo" . . . . . 2006-07  
 Tarkington, Preston . . . . . 2014  
 Templeton, Mike . . . . . 1975-77-78-79  
 Terrell, Ray . . . . . 1941  
 Terry, Glenn . . . . . 1972-73-75  
 Tharpe, Tommy . . . . . 1947-48-49-50  
 Thomas, William "Pepper" . . . . . 1954-55  
 Thompson, Chris . . . . . 2003-04  
 Thorpe, Tommy . . . . . 1947  
 Tillman, James Shannon "Jimmie" . . . . . 1938-39-40  
 Tindall, Frank (Mgr.) . . . . . 1938  
 Todd, Mike . . . . . 1959  
 Tolbert, Lance . . . . . 1997-98  
 Tolbert, Matthew . . . . . 2001-02-03-04  
 Torrey Jr, Victor H. . . . . 1935  
 Toth, Kyle . . . . . 2014  
 Tracy, Matt . . . . . 2008-09-10  
 Tramel, Lynn . . . . . 1974  
 Trapp, Lee Howard . . . . . 1932  
 Travis, Jeremy . . . . . 2008-09  
 Trent, Christian . . . . . 2014-15  
 Triplett . . . . . 1917  
 Trotter, Chuck . . . . . 1909  
 Troyer, Chris, trnr. . . . . 1995-96  
 Tucker, Innafus N. . . . . 1911-12-13  
 Tuminello, Dominic . . . . . 1932  
 Tuohey, Chuck . . . . . 1959-60-61  
 Turner, Jack . . . . . 1959  
 Turner, Ken . . . . . 1967  
 Turner, Stuart . . . . . 2013  
 Turner, Bobby . . . . . 1977-78-79-80  
 Turner, Tab . . . . . 1953-54

-U-

Underwood, Andy . . . . . 1980-81-82-83

-V-

Valverde, Charles V. . . . . 1908-09  
**Van Cleve, Ben . . . . . 2020-21**  
 VanderMeeden, Brett . . . . . 1991  
 Vann, Thad "Pie" . . . . . 1929  
 Vaughn, Cliff . . . . . 2009-10  
 Villar, Brooks . . . . . 2005  
 Voltz, Jude . . . . . 1997-98-99-2000  
 Vowell, Chris . . . . . 1994-95

W-

Wade, Bobby . . . . . 1967-68-69  
 Waguespack, Jacob . . . . . 2013-14-15

Wahl, Bobby . . . . . 2011-12-13  
 Wainhouse, Joe . . . . . 2015  
 Waite, Charlie . . . . . 2000-01-02-03  
 Walker, Adam . . . . . 1997  
 Walker, Brent . . . . . 2001  
 Walker, Don . . . . . 1977-78  
 Walker, Gerald . . . . . 1929  
 Walker, H.H. . . . . 1904  
 Walker, Harvey . . . . . 1929  
 Wakefield, Michael . . . . . 2004-05  
 Ward, Albert . . . . . 1979-80  
 Watkins, Enoch . . . . . 1899-1900  
 Watkins, Josh . . . . . 2015  
 Watson, Jim . . . . . 1981, 83-84  
 Sparks, Kyle . . . . . 2015-16-17  
 Weathersby, Scott . . . . . 2013-14-15  
 Webb, Bobby . . . . . 1968  
 Webb, Skeeter . . . . . 1930-31-32  
 Webster, Edgar . . . . . 1906  
 Welsh, Keith . . . . . 1969-70  
 Weese, Norris . . . . . 1969-70  
 West, I.Q. . . . . 1910  
 West, Styron . . . . . 1939  
 Whitaker, Phil . . . . . 1940  
 White, Archie . . . . . 1953-54-55-56  
 White, Garrett . . . . . 2006  
 White, John J. . . . . 1898  
 White, Ross Weston . . . . . 1932  
 White, Ryan . . . . . 2007  
 White, Sonny . . . . . 1950  
 Whitener, Ray . . . . . 1964  
 Whittington . . . . . 1923  
 Whittington, Jerry . . . . . 1991  
 Whitwell, N.L. . . . . 1935  
 Wilbourn, Bunk . . . . . 1911-12  
 Wilcox, Reuben "Rube" . . . . . 1929-32  
 Williams, Charlie . . . . . 1965-66  
 Williams, Charlie . . . . . 1969-70  
 Williams, Don . . . . . 1956-58  
 Williams, Dusty . . . . . 1914  
 Williams, Edmund B. . . . . 1897  
 Williams, Larry . . . . . 1958-60  
 Williams, Logan . . . . . 2008-09  
 Williams, Mickey . . . . . 1964, 66  
 Williams, Sid . . . . . 1977  
 Williams, "Speedy" . . . . . 1933  
 Williams, Willie . . . . . 1957-58  
 Wilson, Bobby . . . . . 1947-48-49-50  
 Wilson, Lance . . . . . 2013  
 Wilson, Pedro . . . . . 1911-12-14-15  
 Wilson, William E. . . . . 1919-20-21  
 Wilson, Willie F. . . . . 1915-16-17  
 Wittichen, Buddy . . . . . 1954-55-56-57  
 Williamson, Alex . . . . . 1998-99  
 Wood, Charles Spencer . . . . . 1919-20-21-22  
**Wood, Garrett . . . . . 2021**  
 Woodman, J.B. . . . . 2014-15-16  
 Woods, Gabe . . . . . 2011  
 Woods, Ralph . . . . . 1953  
 Woodward, Ray . . . . . 1946-47  
 Woolfolk, Dallas . . . . . 2016-17-18  
 Wright, Austin . . . . . 2011  
 Wright, Blair . . . . . 2011-12  
 Wright, Brae . . . . . 2003  
 Wright, Mark . . . . . 2004-05-06  
 Wright, Skipper . . . . . 1983-84-85-86

-Y-

Yandell, Robert "Bob" . . . . . 1942  
 Yarbrough, Alex . . . . . 2010-11-12  
 Yarbrough, Shawn . . . . . 2003  
 Yates, Adam . . . . . 2001-02-03  
 Yawn, Jimmy . . . . . 1965-66-67  
 Yeates, C.W. . . . . 1899  
 Young, Brett . . . . . 2000  
 Young, Ryan . . . . . 1992-93-94-95

-Z-

Zabowski, Cole . . . . . 2017-18-19  
 Zibick, Rick . . . . . 1975-76-77-78  
 Zick, Jeremy . . . . . 2003-04



## OXFORD-UNIVERSITY STADIUM/SWAYZE FIELD

The 2021 season marked the Ole Miss Rebels' 33rd season and 32nd year of calling the friendly confines of Oxford-University Stadium/Swayze Field home.

Construction of the \$3.75 million stadium was completed in October, 1988, while landscaping and touch-up work was finished through the course of the 1989 season and through the summer months.

The stadium's first action saw the Rebels sweep a double-header from Cumberland University on a bitter cold day, February 19, 1989. Still, a crowd of 1,016 braved the elements to be a part of that historic day in the school's baseball history.

Ole Miss officially dedicated its new home on April 22, 1989, with a ceremony attended by many dignitaries, including Hall of Famer Whitey Ford and Ole Miss great Archie Manning. A sellout crowd of 2,967 attended and watched the Rebels down Kentucky, 4-3.

The ballpark has grown and undergone changes since its original opening date, including an \$18 million renovation project prior to the 2009 season and a \$19 million project that was completed in 2018. The latest project features an exclusive performance center for Ole Miss Baseball that features the following: a new locker room, weight room, training room, players lounge, team meeting room, indoor hitting cages and an indoor pitching tunnel.

A seating area was added beyond the right field fence in 1993, where hundreds of students have become accustomed to spending their sunny spring afternoons at the ballpark.

The outfield area has since undergone another transformation as a left field and right field lounge area was constructed during the 2000 season. The area, which is complete with picnic tables and barbecue stands was expanded again prior to the 2007 season.

In the fall of 2003, the Charles M. Merkel Hitting Complex, a 6,800-square-foot indoor hitting facility, was added to the ballpark, and the indoor batting tunnel underneath the first base stands has become an indoor pitching area.

Beginning with the 2006 season, the park received a new scoreboard which contains a large video board capable of showing highlights and replays throughout the course of the game. Then completed in front of the stadium was a new office suite to house the Rebel baseball coaching staff and support staff for the program.

The 2009 renovations to O-U Stadium added a new club suite level as well as a new press box down the third base line. The grandstands were also extended down both baselines with new box seats and grandstand seating.

On the third base side of the stadium, 2009 brought the Rebels a new locker room and lounge, as well as a brand new team room with theater style seating and audio-visual equipment. Also included was a new training room. Prior to the 2011 season, the Rebels installed a new HD video board and scoreboard to replace the one put in place for the 2006 season.

In February 2016, Ole Miss Athletics announced plans for a \$19 million baseball project to enhance the student-athlete experience as well as the gameday atmosphere for Rebel fans. After multiple phases of renovations, the project was



OXFORD-UNIVERSITY STADIUM/SWAYZE FIELD FILE

**CAPACITY:** 11,477

**OPENED:** FEBRUARY 19, 1989

**RENOVATED:** PRIOR TO START OF 2009 SEASON, PRIOR TO 2019 SEASON

**OLE MISS' OVERALL RECORD IN FACILITY:** 629-250 (.716 WIN PCT. - 32 SEASONS)

**SINGLE SEASON ATTENDANCE RECORD (TOTAL ATTENDANCE):** 322,742 IN 2018 (36 HOME GAMES)


**SINGLE SEASON ATTENDANCE RECORD (AVERAGE ATTENDANCE):** 8,988 IN 2019 (34 HOME GAMES)

completed ahead of the 2019 season. The added dugout club and rooftop plaza, as well as the state-of-the-art baseball performance center, make Swayze Field one of the best facilities in all of college baseball for both fan experience and student-athlete amenities.

The addition of the Baseball Performance Center provides a new weight room exclusive to Ole Miss baseball and overlooking Swayze Field on one side and Bailey's Woods on the other. The Henry Ullrich Fueling Station, staffed by the Ole Miss Athletics nutrition staff is adjacent to the weight room, along with a players' lounge, complete with pool and ping-pong tables, TVs and gaming systems. Elsewhere on the top

floor of the facility is a new team meeting room with a projection system and theater-style seating.

The new locker room provides more space and amenities for the Rebel student-athletes and sits sandwiched between expanded equipment and training rooms. The training room features both hot and cold tubs to aid rehabilitation and recovery. Also on the lower level is the new hitting and pitching indoor facility, allowing the Rebels to work on their craft in all weather conditions. When the Rebels are ready to go, they walk past the fans in the Dugout Club, down to the first base dugout and out onto the field.





**TOP HOME CROWDS**

**SINGLE-GAME**

1. LSU	April 28, 2018	12,152
2. East Carolina	February 17, 2017	12,117
3. LSU	April 27, 2018	11,861
4. Arkansas	April 10, 2021	11,857
5. LSU	April 23, 2021	11,788
6. Alabama	April 13, 2013	11,729
7. LSU	April 24, 2021	11,653
8. Arkansas	April 10, 2021	11,524
9. East Carolina	February 18, 2017	11,494
10. Saint Louis	June 2, 2018	11,304
11. Mississippi State	April 1, 2017	11,204
12. Arkansas	March 31, 2018	11,146
13. Florida	April 5, 2019	11,026
14. Mississippi State	March 31, 2017	11,017
15. Tennessee Tech	June 3, 2018	10,891
16. Vanderbilt	April 6, 2013	10,851
17. Florida State	June 5, 2021	10,830
18. Southeast Missouri	June 4, 2021	10,736
19. Arkansas	March 30, 2018	10,648
20. Southern Miss	June 6, 2021	10,628
21. Arkansas	April 21, 2012	10,603
22. Louisville	February 27, 2016	10,561
23. Georgia	April 21, 2018	10,471
24. Georgia	April 20, 2018	10,399
25. Jacksonville State	May 31, 2014	10,394

**THREE-GAME SERIES**

1. Arkansas	April 10-11, 2021	33,423
2. East Carolina	Feb. 17-19, 2017	33,070
3. LSU	April 22-24, 2021	32,476
4. LSU	Apr. 26-28, 2018	32,075
5. Florida	Apr. 5-6, 2019	31,446
6. Arkansas	Mar. 29-31, 2018	31,413
7. Mississippi State	Mar. 30-Apr. 1, 2017	30,742
8. Georgia	Apr. 20-21, 2018	29,972
9. Virginia	June 5-7, 2009	29,646
10. NCAA Oxford Regional	May 31-June 2, 2019	29,352
11. Alabama	Apr. 12-14, 2013	28,933
12. Louisville	Feb. 14-16, 2020	28,729





## MEDIA SERVICES AND GUIDELINES

The University of Mississippi appreciates your interest in the Ole Miss baseball program. The Athletics Communications office wants to serve the media members in the best way possible, and hopes the following guidelines are helpful to the media covering the Rebels during the 2022 season.

### CREENTIALS

Please contact the Athletics Communications Office for game credentials. Requests for credentials should be emailed to **Mitch Praxl** at [mjpraxl@olemiss.edu](mailto:mjpraxl@olemiss.edu) and will be limited to working members of the media. Credentials will be held at the will-call window located at the media entrance at the main gate of Oxford-University Stadium/Swayze Field.

There is limited seating in the indoor seating area of the press box. As a result, priority will be given to media representatives that cover Ole Miss Baseball on a regular basis. Credentials are non-transferable. Unauthorized use is strictly prohibited.

### INTERVIEW POLICY

All interview requests — coaches and players — **MUST** be coordinated through the Athletics Communications office. During the week, head coach Mike Bianco and players will generally be available for interview before practice on non gamedays, unless arranged otherwise. Please email or text your player requests to **Mitch Praxl** (662-816-9914) by 5 p.m. of the day prior to interviews if possible. There will be no gameday player interviews until after the game.

Ole Miss is pleased to return to in-person media availability. This is subject to change as health and safety protocols continue to be monitored.

All interview sessions (non gameday) will take place on the field near the third base dugout at Oxford-University Stadium. Postgame interviews will also take place down the third base line of Swayze Field approximately 10 minutes following the conclusion of each home game.

### PRACTICE POLICY

Ole Miss baseball practices and walk-thrus are open to the media unless otherwise noted.

### POSTGAME INTERVIEWS

Both team locker rooms are **CLOSED** to the media following the game, by facility policy. Selected players will be brought to the media down the first base line following a 10-minute cooling off period. Ole Miss head coach Mike Bianco will address the media approximately 10 minutes after the game following

player interviews. On some occasions, the selected players and coach may also be requested for radio interviews with the Ole Miss Radio Network or national television, and will meet those obligations for interviews first.

### OLEMISSSPORTS.COM

For updated statistics, rosters, game notes and all Rebel news, visit the official Ole Miss athletics website at **OleMissSports.com**. For those out of range of the Mississippi Network's radio broadcast, live audio of the game is available to **OleMissSports.com's** premium subscribers and the official Ole Miss Sports app. In addition, daily news and nuggets as well as in-game score updates are available on the official Twitter account of Ole Miss baseball, [@OleMissBSB](https://twitter.com/OleMissBSB).

### WORKING PRESS AREAS

The press box at Oxford-University Stadium is an enclosed structure down the third base line of the stadium with indoor and outdoor seating. The home and visiting radio booths are located behind home plate on the club level of the stadium. Additional media may be seated on the film deck behind home plate and directly below the broadcast booths. You must have a pass to enter the press box. It is equipped with a bathroom and is non-smoking.

### PHOTOGRAPHERS

Still photographers may shoot from the film deck behind home plate or inside the camera wells down both base lines. Photographers are not allowed to shoot from within the dugout area. Any photographer not following the guidelines may have his credentials revoked at any time. Credentials must be clearly and properly displayed at all times. To request a credential, please contact **Mitch Praxl** in the Ole Miss Athletics Communications office.

### ATHLETICS COMMUNICATIONS

Baseball Contact . . . . . **Mitch Praxl**  
Phone . . . . . Cell: 662-816-9914  
Email . . . . . [mjpraxl@olemiss.edu](mailto:mjpraxl@olemiss.edu)  
Address . . . . . 164 Jeannette Phillips Drive  
. . . . . University, MS 38677

### REBEL ROAD HEADQUARTERS

**Trip #1 UCF | Feb. 19-21**  
Double Tree by Hilton Orlando East  
12125 High Tech Ave.  
Orlando, FL 32817  
407-275-9000

**Trip #2 SE Louisiana | March 10-11**  
Holiday Inn Hammond  
1819 SW Railroad Ave.  
Hammond, LA 70403  
985-662-3877

**Trip #3 Auburn | March 26-28**  
Holiday Inn Express and Suites Auburn  
2013 S. College St.  
Auburn, AL 36830  
334-502-1090

**Trip #4 Kentucky | April 1-3**  
Hyatt Regency Lexington  
401 West High St.  
Lexington, KY 40507  
859-253-1234

**Trip #5 South Carolina | April 16-18**  
Courtyard Columbia Downtown at USC  
630 Assembly St.  
Columbia, SC 29201  
803-799-7800

**Trip #6 Arkansas | May 7-9**  
Graduate Fayetteville  
70 N. East Ave.  
Fayetteville, AR 72701  
479-442-5555

**Trip #7 Southern Miss | May 20-22**  
Hilton Garden Inn Hattiesburg  
133 Plaza Dr.  
Hattiesburg, MS 39402  
601-261-3770

**Trip #8 SEC Tournament | May 19-24**  
Hotel Location TBD  
Birmingham, AL

### TYPICAL WEEKLY SCHEDULE

TUESDAY	WEDNESDAY	THURSDAY	FRIDAY	SATURDAY	SUNDAY
<ul style="list-style-type: none"> <li>Gameday</li> <li>Coach Bianco and select players available postgame.</li> </ul>	<ul style="list-style-type: none"> <li>Practice</li> <li>Media Availability 2:30 p.m. Swayze Field</li> </ul>	<ul style="list-style-type: none"> <li>Travel Day for road series.</li> <li>Practice/media availability for home series.</li> </ul>	<ul style="list-style-type: none"> <li>Gameday</li> <li>Coach Bianco and select players available postgame.</li> </ul>	<ul style="list-style-type: none"> <li>Gameday</li> <li>Coach Bianco and select players available postgame.</li> </ul>	<ul style="list-style-type: none"> <li>Gameday</li> <li>Coach Bianco and select players available postgame.</li> </ul>



**MEDIA SERVICES AND GUIDELINES**

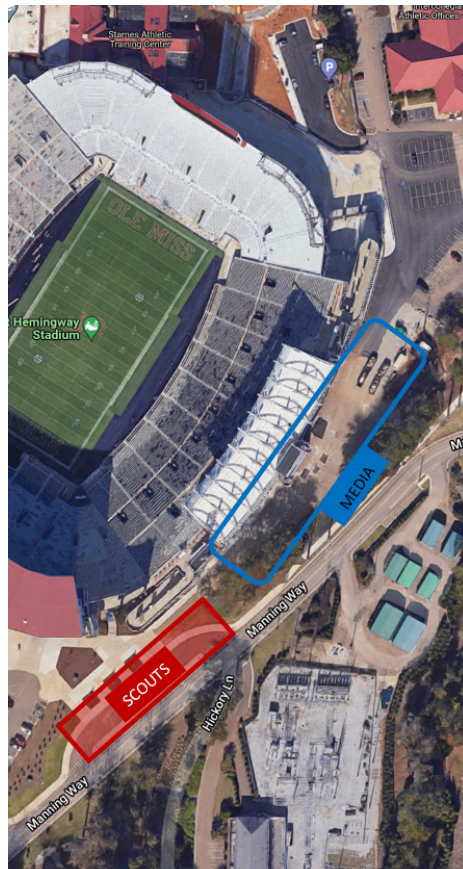
**RADIO**

Please contact the Athletics Communications Office for credentials. The visiting radio booth is behind home plate on the first base side of the plate. Space for a crew of four is allowed for each broadcasting medium. As required by the SEC, Ole Miss provides phone lines for visiting radio.

**PARKING**

The press parking area is located next to the main athletics building in a marked lot off Gertrude Ford Boulevard parallel to Oxford-University Stadium/Swayze Field (see map below). The media entrance into the press parking area is off Gertrude Ford Boulevard. Media members who request parking privileges in advance can use their season credential (if applicable) or their names placed on a media parking list which will be given to the traffic control personnel at the entrance approximately two hours prior to first pitch. Space is limited and is on a first-come, first-served basis in the lot.

Media parking passes are only applicable on gameday. Media members that attend practices, press conferences and other on-campus events during the week should make arrangements with campus parking by visiting [olemiss.edu/parking/media.html](http://olemiss.edu/parking/media.html).



**MEDIA SERVICES**

Complete pregame notes with team and individual statistics and rosters are available in the press box. During and after the game, communications personnel will provide assistance along with final box scores following the game.

**INTERNET ACCESS**

The press area is equipped with secured wireless internet access for use by the media for sending stories and photographs. A limited number of ethernet lines are available in the press box.

**AUDIO/VIDEO**

Ole Miss offers free FTP downloads of game highlights and interviews with coaches and players for television stations to use during regularly scheduled news/sportscasts. To access the Ole Miss FTP site, please contact Seth Austin with Ole Miss Sports Productions at [saustin@olemiss.edu](mailto:saustin@olemiss.edu) or 662-816-3436.

Press conferences, media opportunities, practices and any form of competition may not be broadcast live without prior consent of the athletics department. Content attained via FTP should be credited to Ole Miss Athletics.

**COVERAGE ON ESPN'S FAMILY OF NETWORKS**

The Rebels will have nine games scheduled on ESPN's television platforms this season while the majority of the remainder of the schedule will be SEC Network + events available to stream online and the ESPN app. As the SEC Network continues its TV and online coverage of college baseball, Ole Miss is excited to once again announce that all home games will be televised on SEC Network +.

**SEC NETWORK+**

With the addition of SEC Network +, Ole Miss Baseball can be watched more than ever and nationwide. This season, there will be approximately 23 live home games on SEC Network + through the ESPN app.

**PRIMARY MEDIA OUTLETS**

**Oxford/University Media**

Oxford Eagle.....	662-234-4331
Daily Mississippian (campus) .....	662-915-5503
Ole Miss Spirit/247Sports.com .....	662-236-2667
RebelGrove.com/Rivals.com .....	662-238-7762
HottyToddy.com .....	662-816-8594
UMTV (campus).....	662-915-5508
WQLJ-FM 93.7.....	662-236-0093
WUMS-FM 92.1 (campus) .....	662-915-5395

**Additional Regional Media**

Associated Press.....	601-948-5897
Biloxi Sun Herald .....	228-896-2100
Bolivar Commercial.....	662-843-4241
Clarion-Ledger .....	601-961-7294
Clarksdale Press Register .....	662-627-2201
Commercial Appeal .....	901-529-2360
Commercial Dispatch.....	662-328-2471
Daily Corinthian.....	662-287-6111
Daily Leader.....	601-833-6961
Daily Sentinel-Star .....	662-226-4322
Delta Democrat Times .....	662-335-1155
Enterprise-Journal .....	601-684-2421
Greenwood Commonwealth .....	662-453-2908
Hattiesburg American .....	601-582-4341
Meridian Star .....	601-485-1203
Mississippi Network.....	601-957-1700
Mississippi Press/Press-Register.....	800-655-6597
Natchez Democrat.....	601-442-9101
Northeast Mississippi Daily Journal...	662-842-2611
Vicksburg Post.....	601-636-4545
West Point Times Leader .....	662-494-1422
Panolian.....	662-563-4591
WCBI-TV (CBS).....	662-245-0133
WTVA-TV (NBC).....	662-842-7620
WREG-TV (CBS).....	901-543-2117
WMC-TV (NBC).....	901-726-0416
WATN-TV (ABC).....	901-321-7617
WHBQ-TV (Fox).....	901-320-1345
WJTV-TV (CBS).....	601-944-4920
WLBT-TV (NBC).....	601-960-4428
WAPT-TV (ABC) .....	601-922-1652
WABG-TV (ABC) .....	662-332-0949
WXVT-TV (CBS) .....	662-334-1500
WTOK-TV (ABC) .....	601-693-6397
WLOX-TV (ABC) .....	228-896-1313
WDAM-TV (NBC) .....	800-844-0730



## OLE MISS BASEBALL RADIO NETWORK

The excitement of Ole Miss Baseball can be heard on approximately 20 radio stations this season by tuning in to the Ole Miss Baseball Radio Network.

All Ole Miss games can be heard with a standard air time beginning 30 minutes prior to first pitch.

The Ole Miss Sports Network will bring Rebel baseball broadcasts into homes in Mississippi as well as in the nearby states of Alabama, Arkansas, Louisiana and Tennessee. On some of the more powerful AM stations, the broadcasts carry into Florida, Georgia, Kentucky, Missouri and Texas. In addition, every game can be heard worldwide over the internet at [www.OleMissSports.com](http://www.OleMissSports.com), while select games will be available on SiriusXM Satellite Radio.

"The Voice of the Rebels," David Kellum, returns for his 31st season handling the Ole Miss radio play-by-play call across the Rebels "big three" sports. The veteran broadcaster also serves as the play-by-play announcer for both Ole Miss football and men's basketball. In 1998, 2000, 2002, 2004, 2010, 2011, 2015 and 2017, Kellum was honored as the Mississippi Sportscaster of the Year, as voted on by the National Sportscasters and Sportswriters Association members in the state. In August of 2006, he received the "Lindsey Nelson Outstanding Sportscaster" award from the All-American Football Foundation.

Kellum's first link with Ole Miss athletics was in 1978. As a 19-year-old freshman, he began broadcasting Rebel baseball and has handled the baseball play-by-play for the past 44 seasons.

He has also been the play-by-play announcer for women's basketball and a public address announcer at football and basketball games.

Kellum hosts RebTalk, the weekly coach's radio call-in show for men's basketball and football at Bourne in Oxford. Baseball will be a featured sport with coaches and players as guests for select broadcasts this spring.

All-time Rebel great Brad Henderson joined Kellum in the booth starting with the 2020 season and will return for 2022. Henderson starred on the field for Ole Miss from 1996-1999. He left the program with numerous all-time marks in the record book and still today stands atop several hitting categories.

The four-year letterman is the program's hit king with 298 career hits and also holds all-time school records for doubles (60), runs scored (198) and total bases (494). Hitting .371 during his career (sixth all-time), the Tupelo, Mississippi, native also cracks the top 10 with 40 home runs (fourth) and 160 RBI (seventh).

As a senior, Henderson earned All-America honorable mention accolades from the National Collegiate Baseball Writers Association and was a first team All-SEC second baseman. He ripped a program-record 24 doubles that season. Following his college baseball days, Henderson was drafted by the Oakland Athletics in the 1999 MLB Draft.



**David Kellum**  
"The Voice of the Rebels"




**Brad Henderson**

### 2022 RADIO AFFILIATES

Amory.	WAMY-AM (1580)
Batesville/Senatobia	WTNM-FM (93.7)
Brookhaven	WBKN-FM (92.1)
Columbus	WNNQ-FM (103.1)
Corinth	WXRZ-FM (94.3)
Greenwood	WYMX-FM (99.1)
Hattiesburg	WFMM-FM (97.3)
Hazlehurst	WDXO-FM (92.9)
Jackson	WFMN-FM (97.3)
Laurel	WLAU-FM (99.3)
Lexington, TN	WZLT-FM (99.3)
Louisville	WLSM-FM (107.1)
McComb	WMPK-FM (93.5)
Memphis	WHBQ-AM (560)
Meridian	WZKR-FM (103.3)
Natchez	WKSO-FM (97.3)
Ocean Springs	WOSM-FM (103.1)
Oxford	WOXF-FM (105.1)
Philadelphia	WHOC-AM (1490)
Prentiss	WJDR-FM (98.3)
Tupelo	WWMR-FM (102.9)
Vicksburg	WVBG-AM (1490)
Water Valley	WQLJ-FM (105.5)
Waynesboro	WABO-AM (990)
Yazoo City	WBYP-FM (107.1)
Nationwide	Satellite Radio (SiriusXM)
Online	OleMissSports.com
Mobile	Ole Miss Sports app

NOTE: Ole Miss Radio Network affiliate list is subject to change ... All games can be heard on [OleMissSports.com](http://OleMissSports.com) or via the TuneIn app ... Select games will be available on Sirius XM Satellite Radio.

## OLE MISS SPORTS PROPERTIES



**Chris Helsel**  
General Manager



**Gary Saunders**  
Senior Manager - Business Development



**Kim Daves**  
Manager - Business Development



**Raina McClure**  
Manager - Business Development



**Hannah Tice**  
Account Executive

Ole Miss Sports Properties is the local Learfield IMG College team dedicated to the Rebels. Learfield IMG College, formed following the merger of Learfield and IMG College on Dec. 31, 2018, is the athletics multimedia rightsholder for the University of Mississippi. Headquartered in Plano, Texas, the company has offices across the country, and on campuses nationwide, which allow for extended resources, innovations and national brand opportunities back to its local team dedicated to Ole Miss. Learfield IMG College, with its deep roots in college sports representing institutions nationwide, has long had the privilege

of being an advocate for intercollegiate athletics and the student-athlete experience.

Since 2008, it has served as title sponsor for the acclaimed Learfield IMG College Directors' Cup, supporting athletic departments across all divisions.

The Learfield IMG College suite of services includes licensing and multimedia sponsorship management; publishing, broadcasting, digital and social media; ticket sales and professional concessions

expertise; branding; campus-wide business and sponsorship development; and venue technology systems. The company places tremendous emphasis on its people, providing utmost service to its collegiate partners, and cultivating a company which also gives back to the communities in which it serves. The company's people-first mentality and core values of "Build the Team, Grow the Company, Have Fun, and Love and Serve Others" are accentuated through a culture driven to exceed goals, serve its clients enthusiastically, work as a team, celebrate successes, and do what is right and honest in every endeavor.



BUILT FOR *MORE ... MORE SWAG, MORE HOMERS, MORE POWER*

SHOP THE SAME GEAR USED BY ELITE COLLEGE ATHLETES AT [EASTON.COM](http://EASTON.COM)



PROUD SPONSOR OF UNIVERSITY OF MISSISSIPPI BASEBALL



**MAXUM**  
ULTRA

1-Piece Composite



ALPHA  
**ALX**

1-Piece Aluminum



ADV  
**HYPE**

2-Piece Composite



**B5** PRO  
BIG  
BARREL

1-Piece Aluminum



#1 Bat in College World Series® History claim based on College World Series data (titles, at-bats, hits and home runs), since NCAA adoption of non-wood bats, as reported by the NCAA®, together with data from Easton Diamond Sports, LLC.

TAG US AND USE #POWEREDBYEASTON



@EASTONBASEBALL



@EASTONSPORTSNETWORK



Chris Ellis  
AAA  
Houston Roth  
Low A  
Anthony Servideo  
Low A

Wyatt Short  
AA

Taylor Broadway  
High A



Doug Nihazy  
Rookie

Ryan Rolison - MLB  
Chad Smith - AAA  
Will Golsan - High A  
Will Ethridge - High A  
Cole Zabowski - Rookie

Cooper Johnson  
High A  
Cole Zabowski  
Rookie

Grae Kessinger  
AA

Zack Phillips  
High A



Mike Mayers  
MLB

Bobby Wahl  
AAA

Nick Fortes  
MLB  
Matt Snyder  
AAA

Thomas Dillard  
AA



Brady Feigl  
AAA

James McArthur  
MLB  
David Parkinson  
AA

Drew Pomeranz  
MLB

Tyler Keenan  
High A



Jacob Waguespack  
AAA  
Parker Caracci  
AA  
Gunnar Hoglund  
Rookie



# 2022 SCHEDULE

## FEBRUARY

Sun	Mon	Tue	Wed	Thu	Fri	Sat
					CSU <sup>18</sup> 4 PM	CSU <sup>19</sup> 1:30 PM
CSU <sup>20</sup> 1:30 PM	21	A-STATE <sup>22</sup> 4 PM	23	24	VCU <sup>25</sup> 4 PM	VCU <sup>26</sup> NOON
VCU <sup>27</sup> NOON	28					

## MARCH

Sun	Mon	Tue	Wed	Thu	Fri	Sat
		ULM <sup>1</sup> 6:30 PM	ULM <sup>2</sup> 4 PM	3	UCF <sup>4</sup> 5 PM	UCF <sup>5</sup> 3 PM
UCF <sup>6</sup> NOON	7	MEM <sup>8</sup> 6:30 PM	ALCORN <sup>9</sup> 6:30 PM	10	ORU <sup>11</sup> 6:30 PM	ORU <sup>12</sup> 1:30 PM
ORU <sup>13</sup> 1:30 PM	14	SELA <sup>15</sup> 6 PM	16	AUB* <sup>17</sup> 6 PM	AUB* <sup>18</sup> 6 PM	AUB* <sup>19</sup> 2 PM
20	21	MEM <sup>22</sup> 6 PM	23	24	TEN* <sup>25</sup> 6:30 PM	TEN* <sup>26</sup> 7 PM
TEN* <sup>27</sup> 1:30 PM	28	UNA <sup>29</sup> 6:30 PM	30	31		

## APRIL

Sun	Mon	Tue	Wed	Thu	Fri	Sat
					UK* <sup>1</sup> 5:30 PM	UK* <sup>2</sup> 1 PM
UK* <sup>3</sup> NOON	4	USM <sup>5</sup> 6 PM	6	7	UA* <sup>8</sup> 6:30 PM	UA* <sup>9</sup> 2 PM
UA* <sup>10</sup> 2 PM	11	MURRAY <sup>12</sup> 11 AM	13	USC* <sup>14</sup> 6 PM	USC* <sup>15</sup> 6 PM	USC* <sup>16</sup> NOON
17	18	SEMO <sup>19</sup> 6:30 PM	20	MSU* <sup>21</sup> 6 PM	MSU* <sup>22</sup> 6:30 PM	MSU* <sup>23</sup> 3:30 PM
24	25	MSU <sup>26</sup> 6 PM	27	28	ARK* <sup>29</sup> 6:30 PM	ARK* <sup>30</sup> 7 PM

## MAY

Sun	Mon	Tue	Wed	Thu	Fri	Sat
ARK* <sup>1</sup> 1 PM	2	3	4	5	MIZZOU* <sup>6</sup> 6:30 PM	MIZZOU* <sup>7</sup> 6 PM
MIZZOU* <sup>8</sup> 1:30 PM	9	10	USM <sup>11</sup> 6 PM	12	LSU* <sup>13</sup> 7:30 PM	LSU* <sup>14</sup> 2 PM
LSU* <sup>15</sup> 1 PM	16	A-STATE <sup>17</sup> 6 PM	18	TAMU* <sup>19</sup> 6:30 PM	TAMU* <sup>20</sup> 6:30 PM	TAMU* <sup>21</sup> 1:30 PM

  - HOME      - AWAY    \* SEC OPPONENT    1. PEARL, MS