

# Ole Miss

## BASKETBALL



Ole Miss vs. Kansas State | Sat., Jan. 29 | 3 PM CT | ESPN | SJB Pavilion (9,500)

[OleMissSports.com](#) | [OleMissGameday.com](#) | [@OleMissMBB](#) | [OleMissMBB](#) | [OleMissMBB](#)

### 2021-22 SCHEDULE

DATE	OPPONENT	TV	TIME/RESULT
Nov. 5	Trevecca (Ex.)	None	W, 83-76
Nov. 9	NEW ORLEANS	SECN+	W, 82-61
Nov. 12	CHARLESTON SOUTHERN	SECN+	W, 93-68
Nov. 18	vs. Marquette @	ESPN2	L, 72-78
Nov. 19	vs. Elon @	ESPN3	W, 74-56
Nov. 21	vs. Boise State @	ESPN2	L, 50-60
Nov. 26	MISSISSIPPI VALLEY ST.	SECN+	W, 73-58
Nov. 30	RIDER	SECN+	W, 75-51
Dec. 4	#18 MEMPHIS	ESPN2	W, 67-63
Dec. 11	vs. W. Kentucky %	SEC Network	L, 48-71
Dec. 15	MIDDLE TENNESSEE	SECN+	W, 62-52
Dec. 18	DAYTON	SEC Network	W, 76-68
Dec. 21	SAMFORD	SECN+	L, 73-75
Jan. 5	at #18 Tennessee*	SEC Network	L, 60-66 (OT)
Jan. 8	MISSISSIPPI STATE*	SEC Network	W, 82-72
Jan. 11	at Texas A&M*	SEC Network	L, 51-67
Jan. 15	#4 AUBURN*	SEC Network	L, 71-80
Jan. 18	MISSOURI*	ESPNU	L, 53-78
Jan. 22	at Mississippi State*	ESPNU	L, 60-78
Jan. 24	FLORIDA*	SECN+	W, 70-54
Jan. 26	ARKANSAS*	SEC Network	L, 55-64
Jan. 29	KANSAS STATE \$	ESPNU	3 PM
Feb. 1	at LSU*	SEC Network	8 PM
Feb. 5	at Florida*	SEC Network	2:30 PM
Feb. 9	ALABAMA*	SEC Network	7:30 PM
Feb. 12	at Missouri*	SEC Network	7:30 PM
Feb. 15	SOUTH CAROLINA*	ESPNU	6 PM
Feb. 19	at Georgia*	SEC Network	12 PM
Feb. 23	at Auburn*	SEC Network	7:30 PM
Feb. 26	TEXAS A&M*	SEC Network	2:30 PM
March 1	at Kentucky*	ESPN/ESPN2	6 PM
March 5	VANDERBILT*	SEC Network	5 PM
March 9-10	SEC Tournament (Tampa, Fla.)		

### ALL TIMES CENTRAL

\* SEC contest

@ Shriner's Children's Charleston Classic (Charleston, S.C.)

% Atlanta, Georgia

\$ SEC/Big 12 Challenge

Ole Miss

### OLE MISS REBELS

10-10, 2-6 SEC

Head Coach: Kermit Davis

Career: 530-315 (27th Year)

at Ole Miss: 61-52 (4th Year)

VS.



### KANSAS STATE WILDCATS

10-9, 2-6 SEC

Head Coach: Bruce Weber

Career: 493-299 (24th Year)

at K-State: 180-139 (10th Year)


### ON THE AIR



#### ESPNU

Play-by-Play: Mike Morgan

Analyst: Joe Kleine



#### OLE MISS LEARFIELD

Radio: Ole Miss Network

Online: OleMissSports.com

Mobile: TuneIn

Play-by-Play: David Kellum

Analyst: Marc Dukes



#### SIRIUSXM

XM 382

SiriusXM App 972

### STARTING FIVE

1

Ole Miss welcomes in Kansas State for the 2022 Big 12/SEC Challenge on Saturday. All-time the Rebels are 0-6 in the Challenge, but hold a 3-2 lead all-time against the Wildcats, with their last win coming in 2009.

2

The Rebels shot 73.9 percent (17-23) in the second half vs. Florida, their best second half overall since 2009 vs. Centenary (.750, 21-28) and best vs. an SEC opponent since 2008 vs. Alabama (.750, 18-24).

3

Since Jarkel Joiner's last game on Dec. 21, **Matthew Murrell** (15.8), **Daeshun Ruffin** (11.1) and **Nysier Brooks** (10.6) are combining for 37.5 points per game and are shooting a combined 109-of-232 (.470).

4

In first halves during SEC play, **Matthew Murrell** is averaging 9.3 points, 1.9 threes made and is shooting 57.8 percent overall and 60 percent from three on a 15-of-25 line.

5

Ole Miss is the only team in the SEC with multiple perfect free-throw shooting games of at least 10 attempts, owning a 15-of-15 line vs. No. 4 Auburn and a 13-of-13 clip vs. Arkansas.

## PROJECTED STARTERS



2

### DAESHUN RUFFIN

Guard • 5-9 • 160 • Freshman  
Jackson, Miss. • Callaway

PTS	REB	AST	S	FG%	FT%
11.8	1.1	3.5	2.4	.357	.764



3

### NYSIER BROOKS

Center • 7-0 • 245 • Graduate Student  
Philadelphia, Pa. • Advanced Prep International • Miami

PTS	REB	AST	S	FG%	FT%
9.6	7.9	0.9	1.0	.604	.682



4

### JAEMYN BRAKEFIELD

Forward • 6-8 • 220 • Sophomore  
Jackson, Miss. • Huntington Prep • Duke

PTS	REB	AST	S	FG%	FT%
8.6	4.2	0.7	0.8	.467	.750



11

### MATTHEW MURRELL

Guard • 6-4 • 200 • Sophomore  
Memphis, Tenn. • IMG Academy

PTS	REB	AST	S	FG%	FT%
10.6	2.9	1.8	0.8	.427	.750



15

### LUIS RODRIGUEZ

Guard/Forward • 6-6 • 210 • Junior  
Los Angeles, Calif. • Woodstock Academy (Conn.)

PTS	REB	AST	S	FG%	FT%
6.4	4.9	1.6	1.5	.343	.542

### QUICK FACTS

Name	Ole Miss (The University of Mississippi)
Nickname	Rebels
Location	Oxford, Mississippi
Founded	November 6, 1848
Enrollment	21,676
School Colors	Cardinal Red and Navy Blue
Chancellor	Dr. Glenn Boyce
Faculty Representative	Dr. Ron Rychlak
Athletics Director	Keith Carter
Conference	Southeastern (SEC)
Stadium	The Pavilion at Ole Miss
Capacity	9,500
Head Coach	Kermit Davis
Record at Ole Miss	61-52 (4th season)
Career Record	530-315 (27th season)
2020-21 Record	16-12
SEC Record/Finish	10-8/6th
Postseason	NIT (First Round)
Letterwinners Returning/Lost	7/7
Starters Returning/Lost	2/3
All-Time Record	1354-1354 (.500)

### MEDIA SERVICES

#### CREDENTIALS

Please contact the Athletics Communications office for game credentials. Requests for credentials should be emailed to [tjwooten@olemiss.edu](mailto:tjwooten@olemiss.edu), and will be limited to working members of the media. Credentials will be held at Will Call located at the media entrance on the Hill Drive side of The Pavilion at Ole Miss. Seating priority will be given to the media that cover Ole Miss basketball on a regular basis. Credentials are non-transferable and unauthorized use is strictly prohibited. Priority will be given to media representatives that cover Ole Miss Basketball on a regular basis. Credentials will be held at the will call table located at the media entrance (parking level 1) connected to the parking garage, southwest corner of The Pavilion at Ole Miss. Media will call will open one hour prior to tipoff.

#### INTERVIEW POLICY

All interview requests - coaches and players - MUST be coordinated through Tyler Wooten in the Athletics Communications office. During the week, head coach Kermit Davis and Rebel student-athletes will be available for interview before or after practice unless arranged otherwise. There will be no gameday player interviews until after the game.

#### POSTGAME INTERVIEWS

Coach Davis will be brought into the media room approximately 10 minutes after the game, and will be followed by select student-athletes. Visiting coach and player interviews will be coordinated through the visiting team's media relations contact.

#### MEDIA TIMEOUTS

Media timeouts (2:15) will occur in the following manner:  
 - The first deadball AT or UNDER 16:00, 12:00, 8:00 and 4:00 of each half;  
 OR, if a timeout or officials' review is called within 30 seconds of those times  
 - First called timeout of the second half becomes a media timeout  
 - If there is a free throw situation, shots will be taken following the timeout per NCAA regulations

Each team will have one full timeout (60 seconds) and three 30-second timeouts to call. The first called timeout of the SECOND HALF will be a media (full; 2:15) timeout. Three timeouts can be carried over to the second half, and each team receives one 30-second timeout for each extra period, in addition to any unused second half timeouts.

#### WORKING PRESS AREA

Credentialed media have a reserved seat in the media seating area, which is located in the southwest corner of SJB Pavilion on the concourse level.

The media workroom offers media a place to gather materials provided by the Ole Miss Athletics Communications staff, write and submit stories, transmit photographs and participate in postgame press conferences. The workroom is located in the southwest corner of the floor level through the visiting team tunnel.

#### PARKING

Media parking for men's basketball is located in the garage or at the Ole Miss Track Complex. Visit <http://olemissgameday.com/mens-basketball/mens-basketball-parking/> for a map and more information. Media members should request parking in advance. Media members that attend practices, press conferences and other on-campus events during the week should make arrangements with campus parking by visiting [olemiss.edu/parking/media.html](http://olemiss.edu/parking/media.html).

### NUMERICAL ROSTER

#	NAME	POS.	HT.-WT.	YR.-EXP.	HOMETOWN / PREVIOUS SCHOOL
0	Eric Van Der Heijden	F	6-8-205	Fr.-HS	Raleigh, N.C. / Millbrook
1	Austin Crowley	G	6-5-195	Jr.-2L	West Point, Miss. / Sunrise Christian Academy (Kan.)
2	Daeshun Ruffin	G	5-9-160	Fr.-HS	Jackson, Miss. / Callaway
3	Nysier Brooks	C	7-0-245	Gr.-TR	Philadelphia, Pa. / Miami (FL)
4	Jaemyn Brakefield	F	6-8-220	So.-TR	Jackson, Miss. / Duke
5	James White	G	6-5-190	Fr.-HS	Conyers, Ga. / Heritage
10	Grant Slatten	G	6-5-195	Fr.-HS	Sparta, Tenn. / White County
11	Matthew Murrell	G	6-4-200	So.-1L	Memphis, Tenn. / IMG Academy
13	Matthew McKinney	G	6-0-145	Fr.-HS	Gainesville, Fla. / Oak Hall
14	Tye Fagan	G	6-3-198	Sr.-	Logtown, Ga. / Georgia
15	Luis Rodriguez	G/F	6-6-210	Jr.-2L	Los Angeles, Calif. / Woodstock Academy (Conn.)
21	Robert Allen	F	6-8-230	Sr.*-1L	Orlando, Fla. / Samford
23	Sammy Hunter	F	6-9-225	Jr.-2L	Nassau, Bahamas / B.C. Christian Academy (Canada)
24	Jarkel Joiner	G	6-1-180	Sr.*-1L	Oxford, Miss. / CSU Bakersfield
33	John McBride	G	6-7-214	Jr.-2L	Memphis, Tenn. / Memphis University School

### ALPHABETICAL ROSTER

#	NAME	POS.	HT.	YR.-EXP.	HOMETOWN / PREVIOUS SCHOOL
21	Robert Allen	F	6-8-230	Sr.*-1L	Orlando, Fla. / Samford
4	Jaemyn Brakefield	F	6-8-220	So.-TR	Jackson, Miss. / Duke
3	Nysier Brooks	C	7-0-245	Gr.-TR	Philadelphia, Pa. / Miami (FL)
1	Austin Crowley	G	6-5-195	Jr.-2L	West Point, Miss. / Sunrise Christian Academy (Kan.)
14	Tye Fagan	G	6-3-198	Sr.-	Logtown, Ga. / Georgia
23	Sammy Hunter	F	6-9-225	Jr.-2L	Nassau, Bahamas / B.C. Christian Academy (Canada)
24	Jarkel Joiner	G	6-1-180	Sr.*-1L	Oxford, Miss. / CSU Bakersfield
33	John McBride	G	6-7-214	Jr.-2L	Memphis, Tenn. / Memphis University School
13	Matthew McKinney	G	6-0-145	Fr.-HS	Gainesville, Fla. / Oak Hall
11	Matthew Murrell	G	6-4-200	So.-1L	Memphis, Tenn. / IMG Academy
15	Luis Rodriguez	G/F	6-6-210	Jr.-2L	Los Angeles, Calif. / Woodstock Academy (Conn.)
2	Daeshun Ruffin	G	5-9-160	Fr.-HS	Jackson, Miss. / Callaway
10	Grant Slatten	G	6-5-195	Fr.-HS	Sparta, Tenn. / White County
0	Eric Van Der Heijden	F	6-8-205	Fr.-HS	Raleigh, N.C. / Millbrook
5	James White	G	6-5-190	Fr.-HS	Conyers, Ga. / Heritage

Senior\* = Has an addition year of eligibility due to COVID-19 pandemic

#### HEAD COACH

Kermit Davis - Fourth Year (Mississippi State, 1982)

Record at Ole Miss: 61-52

Career Record: 530-315 (27th Year)

#### ASSISTANT COACHES

Win Case - Fourth Year (University of Science and Arts of Oklahoma, 1986)

Ronnie Hamilton - Fourth Year (Duke, 2002)

Levi Watkins - Fourth Year (NC State, 2005)

#### PRONUNCIATION GUIDE

JAEMYN Brakefield	JAY-min
NYSIER Brooks	nigh-SEER
Austin CROWLEY	CROW-lee
Eric Van Der HEIJDEN	HIGH-den
DAESHUN Ruffin	DAY-shawn
Grant SLATTEN	SLAT-ten
Tye FAGAN	FAY-gan

#### SUPPORT STAFF

Bobby Lutz - Assoc. AD for Men's Basketball  
 Nathan Dye - Director of Operations (Internal Affairs)  
 Vic Meena - Director of Operations (External Affairs)  
 Andrew Beyke - Athletic Trainer  
 Riley Allen - Strength & Conditioning

#### BY LOCATION

Mississippi (4)	Brakefield, Crowley, Joiner, Ruffin
Tennessee (3)	McBride, Murrell, Slatten
Georgia (2)	Fagan, White
California (1)	Rodriguez
Florida (1)	Allen
North Carolina (1)	Van Der Heijden
Pennsylvania (1)	Brooks
Bahamas (1)	Hunter

#### BY CLASS

Seniors (4)	Allen, Brooks, Fagan, Joiner
Juniors (4)	Crowley, Hunter, McBride, Rodriguez
Sophomores (2)	Brakefield, Murrell
Freshmen (4)	Ruffin, Slatten, Van Der Heijden, White

#### BY HEIGHT

7-0	Brooks
6-9	Hunter
6-8	Allen, Brakefield, Van Der Heijden
6-7	McBride
6-6	Rodriguez
6-5	Crowley, Slatten, White
6-4	Murrell
6-3	Fagan
6-1	Joiner
5-9	Ruffin

### OLE MISS STYLE GUIDE

NAME  
Ole Miss (preferred)  
University of Mississippi  
~~Mississippi~~

NICKNAME  
Rebels




COLORS  
Cardinal Red (PMS 186)  
Navy Blue (PMS 2767)



Rebel  
TONY

### BROADCAST NOTES

0 F		<b>ERIC VAN DER HEIJDEN</b> 6-8   205   Fr.   Raleigh, N.C.   Millbrook Pronunciation: HIGH-den <table><tr><th>PTS</th><th>REB</th><th>AST</th><th>S</th><th>FG%</th><th>FT%</th></tr><tr><td>0.4</td><td>0.3</td><td>0.3</td><td>0.1</td><td>.167</td><td>.500</td></tr></table>	PTS	REB	AST	S	FG%	FT%	0.4	0.3	0.3	0.1	.167	.500	<b>LAST GAME:</b> vs. Arkansas: 1 minute <b>NOTES:</b> Scored first career points vs. Charleston Southern ... Top-200 prospect, No. 9 in North Carolina ... Averaged a double-double as a senior (18.2 PPG/11.2 RPG) ... All-State ... Led Millbrook to 4A state title (42-4 over final two seasons).
PTS	REB	AST	S	FG%	FT%										
0.4	0.3	0.3	0.1	.167	.500										
1 G		<b>AUSTIN CROWLEY</b> 6-5   195   Jr.   West Point, Miss.   Sunrise Christian Acad. (Kan.) Pronunciation: CROW-lee <table><tr><th>PTS</th><th>REB</th><th>AST</th><th>S</th><th>FG%</th><th>FT%</th></tr><tr><td>3.9</td><td>2.0</td><td>2.4</td><td>0.5</td><td>.350</td><td>1.000</td></tr></table>	PTS	REB	AST	S	FG%	FT%	3.9	2.0	2.4	0.5	.350	1.000	<b>LAST GAME:</b> vs. Arkansas: 2 points, 2 assists, 3 rebounds, 1 block, 15 minutes <b>NOTES:</b> 4+ ast in 6 games ... Last 3: 10 reb; Previous 9: 9 reb ... Last 3: 7 ast; Previous 7: 5 ast ... 13 3PM (18 previous two years) ... Career-high 9 ast. vs. CSU ... Career highs pts (13), FGM (5), 3PM (3) vs. UNO ... Scored 11 pts in 1:58 vs. UNO.
PTS	REB	AST	S	FG%	FT%										
3.9	2.0	2.4	0.5	.350	1.000										
2 G		<b>DAESHUN RUFFIN</b> 5-9   160   Fr.   Jackson, Miss.   Callaway Pronunciation: DAY-shawn <table><tr><th>PTS</th><th>REB</th><th>AST</th><th>S</th><th>FG%</th><th>FT%</th></tr><tr><td>11.8</td><td>1.1</td><td>3.5</td><td>2.4</td><td>.357</td><td>.764</td></tr></table>	PTS	REB	AST	S	FG%	FT%	11.8	1.1	3.5	2.4	.357	.764	<b>LAST GAME:</b> vs. Arkansas: 10 points, 2 rebounds, 1 steal, 25 minutes <b>NOTES:</b> 8 starts ... Career-highs: 21 pts (Florida); 8 ast (MSU); 5 stl (Tenn.) ... SEC-only: 2nd stl (2.8), 8th ast (4.0) ... Since Jan. 5: 11.1 PPG, 4.0 APG, 2.8 SPG ... Out 4 wks (broke right hand vs. UNO) ... 1st McDonald's All-American in program history.
PTS	REB	AST	S	FG%	FT%										
11.8	1.1	3.5	2.4	.357	.764										
3 C		<b>NYSIER BROOKS</b> 7-0   245   Gr.   Philadelphia, Pa.   Miami Pronunciation: NIGH-seer <table><tr><th>PTS</th><th>REB</th><th>AST</th><th>S</th><th>FG%</th><th>FT%</th></tr><tr><td>9.6</td><td>7.9</td><td>0.9</td><td>1.0</td><td>.604</td><td>.682</td></tr></table>	PTS	REB	AST	S	FG%	FT%	9.6	7.9	0.9	1.0	.604	.682	<b>LAST GAME:</b> vs. Arkansas: 10 points, 6 rebounds, 30 minutes <b>NOTES:</b> 5th SEC reb., 3rd o-reb. (3.0) ... SEC-only: 2nd o-reb (3.5), 4th reb (8.1), 5th blk (1.6), 8th min (33.0) ... 3 dbl-dbls (8 career) ... Highs: 16 pts (Dayton); 16 reb (MSU; most since 2017) ... 11 w/10+ pts, 6 w/10+ reb, 17 w/5+ reb.
PTS	REB	AST	S	FG%	FT%										
9.6	7.9	0.9	1.0	.604	.682										
4 F		<b>JAEMYN BRAKEFIELD</b> 6-8   220   So.   Jackson, Miss.   Duke Pronunciation: JAY-min <table><tr><th>PTS</th><th>REB</th><th>AST</th><th>S</th><th>FG%</th><th>FT%</th></tr><tr><td>8.6</td><td>4.2</td><td>0.7</td><td>0.8</td><td>.467</td><td>.750</td></tr></table>	PTS	REB	AST	S	FG%	FT%	8.6	4.2	0.7	0.8	.467	.750	<b>LAST GAME:</b> vs. Arkansas: 5 points, 3 rebounds, 2 steals, 27 minutes <b>NOTES:</b> 16 starts ... SEC Season: 8.1 PPG, 4.0 RPG, .500 FG ... 8 w/10+ pts, 4 w/2+ 3PM ... Career-high 16 pts vs. Elon (3-4 3PT) ... Career-high 8 reb 3x ... 5-star, No. 29 U.S. in 2020.
PTS	REB	AST	S	FG%	FT%										
8.6	4.2	0.7	0.8	.467	.750										
5 G		<b>JAMES WHITE</b> 6-5   190   Fr.   Conyers, Ga.   Heritage <table><tr><th>PTS</th><th>REB</th><th>AST</th><th>S</th><th>FG%</th><th>FT%</th></tr><tr><td>1.0</td><td>0.5</td><td>0.1</td><td>0.0</td><td>.278</td><td>.000</td></tr></table>	PTS	REB	AST	S	FG%	FT%	1.0	0.5	0.1	0.0	.278	.000	<b>LAST GAME:</b> vs. Arkansas: 1 rebounds, 2 minutes <b>NOTES:</b> First points vs. CSU, (6 points, 7 minutes) ... Career-high 10 minutes vs. Missouri ... No. 135 nationally, No. 9 in Georgia ... First-Team All-State ... Scored 1,412 points in two varsity seasons ... 27.5 PPG, 8.2 RPG, 3.0 APG as a senior.
PTS	REB	AST	S	FG%	FT%										
1.0	0.5	0.1	0.0	.278	.000										
10 G		<b>GRANT SLATTEN</b> 6-5   195   Fr.   Sparta, Tenn.   White County Pronunciation: SLAT-ten <table><tr><th>PTS</th><th>REB</th><th>AST</th><th>S</th><th>FG%</th><th>FT%</th></tr><tr><td>0.8</td><td>0.2</td><td>0.2</td><td>0.4</td><td>.667</td><td>.000</td></tr></table>	PTS	REB	AST	S	FG%	FT%	0.8	0.2	0.2	0.4	.667	.000	<b>LAST GAME:</b> vs. Arkansas: DNP <b>NOTES:</b> Career-high 4 pts, 1 ast, 1 stl, 7 min. vs. Mizzou ... No. 6 in Tenn. ... Runner-up 2021 Mr. Basketball Tennessee Class 3A ... All-time White County leading scorer (2,765 pts) ... Five 40-pt games, 30 w/30+ ... School record 59 pts as a senior.
PTS	REB	AST	S	FG%	FT%										
0.8	0.2	0.2	0.4	.667	.000										
11 G		<b>MATTHEW MURRELL</b> 6-4   200   So.   Memphis, Tenn.   IMG Academy <table><tr><th>PTS</th><th>REB</th><th>AST</th><th>S</th><th>FG%</th><th>FT%</th></tr><tr><td>10.6</td><td>2.9</td><td>1.8</td><td>0.8</td><td>.427</td><td>.750</td></tr></table>	PTS	REB	AST	S	FG%	FT%	10.6	2.9	1.8	0.8	.427	.750	<b>LAST GAME:</b> vs. Arkansas: 14 points, 6 rebounds, 3 assists, 2 steals, 39 minutes <b>NOTES:</b> 31 pts vs. MSU (23 1H) ... 1/3 to ever go 5-5 3PT ... SEC 1H: 9.3 pts, .578 FG, .600 3PT, 1.9 3PM ... 1st SEC-only 3PT (.500) ... 10 w/2+ 3PM, 6 w/3+, 3 w/4+ ... SC Top-10 windmill vs. Rider ... Top recruit in program history (No. 39 ESPN/247).
PTS	REB	AST	S	FG%	FT%										
10.6	2.9	1.8	0.8	.427	.750										
14 G		<b>TYE FAGAN</b> 6-3   198   Sr.   Logtown, Ga.   Georgia Pronunciation: FAY-gan <table><tr><th>PTS</th><th>REB</th><th>AST</th><th>S</th><th>FG%</th><th>FT%</th></tr><tr><td>7.2</td><td>3.5</td><td>2.0</td><td>0.5</td><td>.471</td><td>.680</td></tr></table>	PTS	REB	AST	S	FG%	FT%	7.2	3.5	2.0	0.5	.471	.680	<b>LAST GAME:</b> vs. Arkansas: 10 points, 3 rebounds, 2 assists, 2 steals, 6-6 FT, 21 min. <b>NOTES:</b> Career-high 23 pts, 5 3PM at #18 Tenn. ... 5 double-digit scoring games (3 SEC) ... 4+ reb. in 10 of last 17 ... 6 starts ... Tied career-high w/10 reb vs. Rider ... Career-high 6 ast. vs. Elon ... 450 pts, .564 FG in 89 GP at Georgia.
PTS	REB	AST	S	FG%	FT%										
7.2	3.5	2.0	0.5	.471	.680										
15 G/F		<b>LUIS RODRIGUEZ</b> 6-6   210   Jr.   Los Angeles, Calif.   Woodstock Academy (Conn.) <table><tr><th>PTS</th><th>REB</th><th>AST</th><th>S</th><th>FG%</th><th>FT%</th></tr><tr><td>6.4</td><td>4.9</td><td>1.6</td><td>1.5</td><td>.343</td><td>.542</td></tr></table>	PTS	REB	AST	S	FG%	FT%	6.4	4.9	1.6	1.5	.343	.542	<b>LAST GAME:</b> vs. Arkansas: 4 points, 7 rebounds, 2 assists, 1 steal, 31 minutes <b>NOTES:</b> 15 starts ... Career-high 3 3PM vs. Samford ... 9 games w/multiple steals ... 15 w/4+ reb., 10 w/5+ ... Only Rebel to start all 28 games last year ... 6th SEC steals, led Ole Miss in reb. in 2020-21.
PTS	REB	AST	S	FG%	FT%										
6.4	4.9	1.6	1.5	.343	.542										
21 F		<b>ROBERT ALLEN</b> 6-8   230   Sr.   Orlando, Fla.   Samford <table><tr><th>PTS</th><th>REB</th><th>AST</th><th>S</th><th>FG%</th><th>FT%</th></tr><tr><td>6.5</td><td>5.4</td><td>0.8</td><td>0.6</td><td>.450</td><td>.600</td></tr></table>	PTS	REB	AST	S	FG%	FT%	6.5	5.4	0.8	0.6	.450	.600	<b>LAST GAME:</b> vs. Arkansas: DNP <b>NOTES:</b> Out for season following knee injury suffered vs. #18 Memphis ... Four starts ... Season-high 11 pts 2x, 8 reb 2x ... 5+ reb in 5 games ... 12.0 PPG, 7.7 RPG, 11 double-doubles in 2 years at Samford ... Led Samford w/43 blocks in 2019-20.
PTS	REB	AST	S	FG%	FT%										
6.5	5.4	0.8	0.6	.450	.600										
23 F		<b>SAMMY HUNTER</b> 6-9   225   Jr.   Nassau, Bahamas   B.C. Christian Acad. (Canada) <table><tr><th>PTS</th><th>REB</th><th>AST</th><th>S</th><th>FG%</th><th>FT%</th></tr><tr><td>1.9</td><td>1.0</td><td>0.1</td><td>0.2</td><td>.348</td><td>.571</td></tr></table>	PTS	REB	AST	S	FG%	FT%	1.9	1.0	0.1	0.2	.348	.571	<b>LAST GAME:</b> vs. Arkansas: 1 rebounds, 8 assists <b>NOTES:</b> Hit crucial three vs. #18 Memphis that sparked run ... Season-high 5 rebounds vs. WKU ... 25 games last year (7.9 minutes/game) ... 27 games, 12.1 minutes/game as a freshman.
PTS	REB	AST	S	FG%	FT%										
1.9	1.0	0.1	0.2	.348	.571										
24 G		<b>JARKEL JOINER</b> 6-1   180   Sr.   Oxford, Miss.   CSU Bakersfield <table><tr><th>PTS</th><th>REB</th><th>AST</th><th>S</th><th>FG%</th><th>FT%</th></tr><tr><td>13.6</td><td>3.2</td><td>2.8</td><td>1.2</td><td>.418</td><td>.846</td></tr></table>	PTS	REB	AST	S	FG%	FT%	13.6	3.2	2.8	1.2	.418	.846	<b>LAST GAME:</b> vs. Arkansas: DNP <b>NOTES:</b> Out 4-6 weeks (back) ... Senior CLASS Candidate ... At time of injury: 2nd SEC, 18th NCAA ast-TO (3.0), 9th min. (31:33), 5th FT (.846), 13th PPG (13.6) ... Double-digits 17 of last 20 ... Made 24 of last 26 FT (17 in a row at one point).
PTS	REB	AST	S	FG%	FT%										
13.6	3.2	2.8	1.2	.418	.846										
33 G		<b>JOHN MCBRIDE</b> 6-7   214   Jr.   Memphis, Tenn.   Memphis University School <table><tr><th>PTS</th><th>REB</th><th>AST</th><th>S</th><th>FG%</th><th>FT%</th></tr><tr><td>0.4</td><td>0.4</td><td>0.2</td><td>0.0</td><td>1.000</td><td>.000</td></tr></table>	PTS	REB	AST	S	FG%	FT%	0.4	0.4	0.2	0.0	1.000	.000	<b>LAST GAME:</b> vs. Arkansas: DNP <b>NOTES:</b> Played in four games last year ... Scored one point in the season opener versus Jackson State ... 2020 SEC Winter Academic Honor Roll ... Walk-on
PTS	REB	AST	S	FG%	FT%										
0.4	0.4	0.2	0.0	1.000	.000										



### CAREER RECORD AS A HEAD COACH (ALL DIVISIONS):

530-315 (.627 pct. / 27 seasons)

### CAREER RECORD AS A HEAD COACH (DIVISION I):

464-290 (.615 pct. / 24 seasons)

### COACHING HONORS

- 1989 Big Sky Coach of the Year (league)
- 1990 Big Sky Coach of the Year (league)
- 2003 Sun Belt Coach of the Year (league)
- 2008 Sun Belt Coach of the Year (Colleg Insider.com)
- 2010 Sun Belt Coach of the Year (Colleg Insider.com)
- 2012 Sun Belt Coach of the Year (league, Colleg Insider.com)
- 2012 NABC District 24 Coach of the Year
- 2013 Sun Belt Coach of the Year (league, Colleg Insider.com)
- 2016 Daily News Journal Sportsperson of the Year
- 2017 Conference USA Coach of the Year (league)
- 2017 NABC District 11 Coach of the Year
- 2017 TSWA Coach of the Year
- 2019 Jim Phelan Award Finalist (Colleg Insider.com)
- 2019 SEC Coach of the Year (league, AP)



### COACHING CAREER

Season	School	Position	Record/Postseason
1984-85	Southwest Mississippi CC	Head Coach	17-9
1985-86	Southwest Mississippi CC	Head Coach	22-11
1986-87	Idaho	Assistant Coach	16-14
1987-88	Idaho	Assistant Coach	19-11
1988-89	Idaho	Head Coach	25-6/NCAA First Round
1989-90	Idaho	Head Coach	25-6/NCAA First Round
1990-91	Texas A&M	Head Coach	8-21
1991-92	Chipola	Associate Head Coach	
1992-93	Chipola	Associate Head Coach	
1993-94	Chipola	Head Coach	27-5/State Semifinals
1994-95	Utah State	Associate Head Coach	21-8/NIT
1995-96	Utah State	Associate Head Coach	18-15
1996-97	Idaho	Head Coach	13-17
1997-98	LSU	Associate Head Coach	9-18
1998-99	LSU	Associate Head Coach	12-15
1999-2000	LSU	Associate Head Coach	28-6/NCAA Sweet Sixteen
2000-01	LSU	Associate Head Coach	13-16
2001-02	LSU	Associate Head Coach	19-15/NIT Second Round
2002-03	Middle Tennessee	Head Coach	16-14
2003-04	Middle Tennessee	Head Coach	17-12
2004-05	Middle Tennessee	Head Coach	19-12
2005-06	Middle Tennessee	Head Coach	16-12
2006-07	Middle Tennessee	Head Coach	15-17
2007-08	Middle Tennessee	Head Coach	17-15
2008-09	Middle Tennessee	Head Coach	18-14
2009-10	Middle Tennessee	Head Coach	19-14/CIT First Round
2010-11	Middle Tennessee	Head Coach	16-16
2011-12	Middle Tennessee	Head Coach	27-7/NIT Quarterfinals
2012-13	Middle Tennessee	Head Coach	28-6/NCAA First Four
2013-14	Middle Tennessee	Head Coach	24-9
2014-15	Middle Tennessee	Head Coach	19-17/CIT First Round
2015-16	Middle Tennessee	Head Coach	25-10/NCAA Second Round
2016-17	Middle Tennessee	Head Coach	31-5/NCAA Second Round
2017-18	Middle Tennessee	Head Coach	25-8/NIT Second Round
2018-19	Ole Miss	Head Coach	20-13/NCAA First Round
2019-20	Ole Miss	Head Coach	15-17
2020-21	Ole Miss	Head Coach	16-12/NIT First Round
2021-22	Ole Miss	Head Coach	10-10

**EDUCATION:** Bachelor's (1982); Master's (1984) - Mississippi State

### FASTBREAK FACTS ON KERMIT DAVIS

- Ranks 132nd all-time in career wins and 38th among active head coaches
- One of three active coaches to be named coach of the year in four different conferences
- One of 63 coaches in college basketball history to take three different schools to the NCAA Tournament
- Has guided teams to 15 postseason appearances as a head coach
- One of eight active head coaches to be the son of a former Division I head coach
- Nine seasons of 24 or more wins as a head coach
- Nine-time conference coach of the year
- Sixth Ole Miss coach to earn SEC Coach of the Year honors, only the second to do so in his first year
- First coach in Ole Miss history to win his first three SEC games
- Third coach in Ole Miss history to win 20 games in his first season as head coach
- Winningest head coach in Middle Tennessee history
- Winningest head coach in Sun Belt Conference history
- Coached Middle Tennessee to 179 wins in his last seven seasons, in Murfreesboro, the most by any school in the state of Tennessee during that span
- Won eight conference championships (six regular season, two conference tournaments) at Middle Tennessee over his final nine seasons
- Coached one of the biggest upsets in NCAA Tournament history, leading No. 15 seed Middle Tennessee to a win over No. 2 seed Michigan State in the 2016 NCAA Tournament
- One year later, led Middle Tennessee back to the NCAA Tournament as a No. 12 seed, where they beat No. 5 seed Minnesota
- As a head coach, has led his teams to 14 conference championships (10 regular season, four conference tournaments)
- Serving as associate head coach, helped Utah State and LSU earn conference titles; took LSU to the Sweet 16 to conclude a 28-6 campaign
- Inducted into the Southwest Mississippi College Hall of Fame in October 2018
- Youngest Division I head coach in the nation at Idaho at age 28
- Youngest junior college coach in the nation at Southwest Mississippi at age 24
- He and his wife Betty have two daughters, Ally and Claire

\*Coach Davis' full bio can be found on [OleMissSports.com](http://OleMissSports.com)



### BIG 12/SEC CHALLENGE COMES TO OXFORD

Ole Miss and Kansas State will square off in the Big 12/SEC Challenge for the third time this Saturday, the seventh total game for Ole Miss in the conference clash since it began in 2012-13. The Rebels are 0-6 in the Challenge, with two losses to Kansas State in 2013 (61-58) and 2016 (69-64), additional home losses to TCU in 2014 (66-54), No. 5 Baylor in 2017 (78-75) and No. 24 Iowa State in 2019 (87-73), and an additional road loss at Texas in 2018 (85-72).

All 10 of the Big 12's teams and 10 of the SEC's 14 member institutions will participate in this season's event. Each of the 10 SEC teams that participate in the 2022 Challenge will be a part of the 2023 event. The SEC won the 2021 SEC/Big 12 Challenge by winning five of the nine games played. The SEC holds a 25-24 advantage over the last five years of the event. This will be the seventh year that a bye in the league schedule for participating teams was created to accommodate the single-day format. The first two years of the challenge were played over several days in November and December but the last six events have been consolidated to one single day in January. ESPN, ESPN2 and ESPNU will combine to televise the contests.

#### Ole Miss All-Time, Big 12/SEC Challenge (0-6)

Dec. 5, 2013 - at Kansas State - L, 61-58  
Dec. 4, 2014 - vs. TCU - L, 66-54  
Jan. 30, 2016 - vs. Kansas State - L, 69-64  
Jan. 28, 2017 - vs. #5 Baylor - L, 78-75  
Jan. 27, 2018 - at Texas - L, 85-72  
Jan. 26, 2019 - vs. #24 Iowa State - L, 87-73

#### 2022 Big 12/SEC Challenge (January 29, 2022)

No. 4 Baylor at Alabama  
West Virginia at Arkansas  
Oklahoma at No. 1 Auburn  
Oklahoma State at Florida  
No. 12 Kentucky at No. 5 Kansas  
No. 19 LSU at TCU

#### Kansas State at Ole Miss

Mississippi State at No. 13 Texas Tech  
Missouri at No. 23 Iowa State  
No. 18 Tennessee at Texas

### SERIES HISTORY VS. KANSAS STATE

Ole Miss holds a 3-2 advantage all-time against Kansas State, with the series tied 1-1 both in Oxford and Manhattan, and the Rebels holding a 1-0 edge in neutral site games after a Nov. 20, 2009 victory over the Wildcats in San Juan, Puerto Rico. That stands as the last Rebel win over K-State, however, as the Wildcats have taken the last two meetings in 2013 (61-58) and 2016 (69-64), both part of the Big 12/SEC Challenge that began in 2012-13.

### SERIES HISTORY VS. K-STATE (OLE MISS LEADS, 3-2)

Date	Result	Location
12/05/00	W, 60-46	in Oxford
11/24/01	W, 67-65	at Manhattan
11/20/09	W, 86-74	Neutral
12/05/13	L, 58-61	at Manhattan*
01/30/16	L, 64-69	in Oxford*

#### SERIES NOTES...

In Oxford: Tied, 1-1  
In Manhattan: Tied, 1-1  
At Neutral Sites: Ole Miss leads, 1-0  
Postseason: --  
In Overtime: --  
Last 10 Meetings: --  
Under Davis: --

\* = Big 12/SEC Challenge

### OLE MISS IN BIG 12/SEC CHALLENGE (0-6)

Date	Result	Opponent
12/05/13	L, 58-61	at Kansas State
12/04/14	L, 54-66	vs. TCU
01/30/16	L, 64-69	vs. Kansas State
01/28/17	L, 75-78	vs. #5 Baylor
01/27/18	L, 72-85	at Texas
01/26/19	L, 73-87	vs. #24 Iowa State

#### SERIES NOTES...

In Oxford: 0-4  
On the Road: 0-2

### SCOUTING KANSAS STATE

K-State comes into Oxford at 10-9 overall and 2-6 in Big 12 play, with a current NET rating of .68 after posting a 3-9 record against Quad 1 (2-7) and Quad 2 (1-2), and a perfect 7-0 record against Quad 3 (1-0) and Quad 4 (6-0). The Wildcats played a solid non-conference schedule, battling No. 13 Arkansas and No. 14 Illinois to identical eight-point losses at 72-64. K-State also notched a win over Wichita State (65-59) and narrowly toppled Marquette, falling 64-63 on Dec. 8. In conference action, the two Wildcat victories were big ones, as K-State consecutively took down ranked foes No. 19 Texas Tech on Jan. 15 (62-51) and No. 23 Texas (66-65) on Jan. 18. K-State almost tallied a third straight ranked win, but fell by just three to No. 7 Kansas on Jan. 22, 78-75. The Wildcats road does not look any easier, as K-State owns the NCAA's 10th-toughest future strength of schedule at a winning percentage of .705.

The Wildcats possess a formidable perimeter defense, leading the Big 12 and ranking fifth in the NCAA three-point defense (.266). K-State also leads the Big 12 in fewest turnovers per game at just 11.5.

Leading the way for K-State is Nijel Pack, who averages 16.5 points (No. 4 Big 12), 3.6 rebounds, 2.1 assists and 1.1 steals per game while shooting 45.2 percent overall, 42.1 percent from three at an average of 3.1 threes per contest, as well as 88.6 percent from the free throw line. His threes per game average of 3.1 ranks second in the Big 12 and 27th in the NCAA. Markquis Nowell also averages double-digit scoring at 12.2 points, but his Big 12-leading 2.4 steals per game ranks ninth in the nation, and his 5.3 assists per game ranks second in the conference and 26th in the NCAA.

### BY THE NUMBERS

- Overall. . . . . 10-10
- SEC Games . . . . . 2-6
- Streak . . . . . L1
- Overtime . . . . . 0-1
- Home Overall (SEC) . . . . . 9-4 (2-3)
- Road Overall (SEC) . . . . . 0-3 (0-3)
- Neutral Games. . . . . 1-3
- vs. Ranked Opponents. . . . . 1-2

- Day Games . . . . . 3-3
- Night Games (6 p.m. or later local) . . . . . 7-7
- November Games . . . . . 5-2
- December Games . . . . . 3-2
- January Games . . . . . 2-6
- February Games . . . . . 0-0
- March Games . . . . . 0-0

- Monday Games . . . . . 1-0
- Tuesday Games . . . . . 2-3
- Wednesday Games. . . . . 1-2
- Thursday Games . . . . . 0-1
- Friday Games. . . . . 3-0
- Saturday Games . . . . . 3-3
- Sunday Games. . . . . 0-1

- Red Jerseys. . . . . 2-1
- Navy Jerseys . . . . . 0-1
- White Jerseys. . . . . 7-5
- White Throwback Jerseys. . . . . 0-1
- Powder Blue Jerseys . . . . . 1-2

### REBELS RECORD WHEN...

- Leading at the half . . . . . 8-5
- Tied at the half . . . . . 1-0
- Behind at the half . . . . . 1-5

- Scores 90 points or more . . . . . 1-0
- Scores 80-89 points . . . . . 2-0
- Scores 70-79 points . . . . . 5-3
- Scores less than 70 points . . . . . 2-7

- Out-rebounds opponent . . . . . 6-3
- Out-rebounded by opponent . . . . . 3-7
- Ties opponents in rebounds . . . . . 1-0

- Shoots 50 percent or better . . . . . 5-0
- Shoots between 40-49 percent. . . . . 2-5
- Shoots under 40 percent . . . . . 3-5

- Shoots 40 percent or better from 3-pt. . . . . 2-3
- Shoots between 30-39 percent from 3-pt. . . . . 5-1
- Shoots under 30 percent from 3-pt. . . . . 3-6

- Shoots 70 percent or better from FT line . . . . . 6-7
- Shoots 60-69 percent from FT line . . . . . 3-1
- Shoots under 60 percent from FT line. . . . . 1-2

- Opp. shoots 50 percent or better . . . . . 1-6
- Opp. shoots 40-49 percent. . . . . 2-3
- Opp. shoots under 40 percent. . . . . 7-1

- Opp. shoots 40 percent or better from 3-pt. . . . . 1-3
- Opp. shoots between 30-39% from 3-pt. . . . . 1-4
- Opp. shoots under 30 percent from 3-pt. . . . . 8-3

- Commits 15 turnovers or more . . . . . 2-2
- Commits less than 15 turnovers . . . . . 8-8

- Forces 15 turnovers or more . . . . . 5-2
- Forces less than 15 turnovers. . . . . 5-8

- Has less (or same) turnovers than opp. . . . . 9-6
- Has more turnovers than opponent . . . . . 1-4

## BY THE NUMBERS (UNDER DAVIS)

- Overall . . . . . 61-52
- SEC Games . . . . . 28-34
- Overtime . . . . . 1-3
- Home Overall (SEC) . . . . . 40-18 (18-14)
- Road Overall (SEC) . . . . . 13-24 (10-20)
- Neutral Games . . . . . 7-10
- vs. Ranked Opponents . . . . . 6-13

- Day Games . . . . . 25-18
- Night Games (6 p.m. or later local) . . . . . 36-34
- November Games . . . . . 14-6
- December Games . . . . . 18-5
- January Games . . . . . 10-23
- February Games . . . . . 14-10
- March Games . . . . . 5-8

- Monday Games . . . . . 2-0
- Tuesday Games . . . . . 11-16
- Wednesday Games . . . . . 12-6
- Thursday Games . . . . . 2-2
- Friday Games . . . . . 7-5
- Saturday Games . . . . . 25-22
- Sunday Games . . . . . 2-1

- Red Jerseys . . . . . 8-12
- Navy Jerseys . . . . . 4-10
- White Jerseys . . . . . 34-17
- White Throwback Jerseys . . . . . 1-2
- Gray Jerseys . . . . . 9-4
- Powder Blue Jerseys . . . . . 5-7

## REBELS' RECORD WHEN... (UNDER DAVIS)

- Leading at the half . . . . . 51-17
- Tied at the half . . . . . 1-2
- Behind at the half . . . . . 9-33

- Scores 90 points or more . . . . . 5-0
- Scores 80-89 points . . . . . 22-3
- Scores 70-79 points . . . . . 21-17
- Scores less than 70 points . . . . . 13-32

- Out-rebounds opponent . . . . . 42-18
- Out-rebounded by opponent . . . . . 17-31
- Ties opponents in rebounds . . . . . 2-3

- Shoots 50 percent or better . . . . . 27-3
- Shoots between 40-49 percent . . . . . 26-27
- Shoots under 40 percent . . . . . 8-22

- Shoots 40 percent or better from 3-pt. . . . . 17-7
- Shoots between 30-39 percent 3-pt. . . . . 31-19
- Shoots under 30 percent from 3-pt. . . . . 13-26

- Shoots 70% or better from FT line . . . . . 42-31
- Shoots 60-69 percent from FT line . . . . . 16-8
- Shoots under 60 percent from FT line . . . . . 3-13

- Opp. shoots 50 percent or better . . . . . 3-22
- Opp. shoots 40-49 percent . . . . . 24-24
- Opp. shoots under 40 percent . . . . . 34-6

- Opp. shoots 40% or better from 3-pt. . . . . 12-25
- Opp. shoots between 30-39% from 3-pt. . . . . 18-10
- Opp. shoots under 30% from 3-pt. . . . . 31-17

- Commits 15 turnovers or more . . . . . 18-23
- Commits less than 15 turnovers . . . . . 43-29

- Forces 15 turnovers or more . . . . . 36-14
- Forces less than 15 turnovers . . . . . 25-38
- Has less (or same) turnovers than opp. . . . . 48-22

## LAST MEETING: JAN. 30, 2016 (L, 69-64, IN OXFORD)

- Ole Miss: 39.3 percent overall, 40 from three
- K-State: 46 percent overall, won rebounding 36-29
- Anthony Perez: 13 points
- Stefan Moody: 10 points

## LAST WIN: NOV. 20, 2009 (W, 86-74, IN SAN JUAN, PUERTO RICO)

- Semifinal of O'Reilly Auto Parts Puerto Rico Tip-Off
- Advanced to the title game to take on No. 5 Villanova (L, 79-67)
- Beat Indiana the previous round, 89-71
- Ole Miss: 63 percent in the second half
- Chris Warren: 27 points
- Terrico White: 25 points
- Eniel Polynice: 13 points
- Murphy Holloway: 10 points, 10 rebounds

## LAST TIME OUT (VS. ARKANSAS: L, 64-55)

- Ole Miss held to 34.5 percent shooting, 22.2 from three
- Arkansas: 48 percent overall, 44.4 from three
- Arkansas' JD Notae (25) and Jaylin Williams (18) combined for 43 points
- 13-0 second half Arkansas run
- Four Rebels in double-digit scoring: **Matthew Murrell** (14), **Nysier Brooks** (10), **Tye Fagan** (10), **Daeshun Ruffin** (10)
- Rebels won rebounding battle, 33-31
- Ole Miss: 13-of-13 from free throw line, the second perfect game of at least 10 attempts this season and fourth in school history

## HISTORIC SHOWINGS AT THE FREE THROW LINE

Ole Miss has now recorded half of its perfect free throw shooting games with at least 10 attempts in this season alone following a perfect 15-of-15 showing against No. 4 Auburn on Jan. 15 and a follow-up 13-of-13 clip against Arkansas on Jan. 26. Those constitute just the third and fourth games in Ole Miss history to not miss a free throw attempt with at least 10 tries, joining a school record 22-of-22 effort against South Alabama on Nov. 18, 2008 and a 10-of-10 performance against Mississippi State on Feb. 28, 1959. Both games stand as the best free throw performances in the SEC this season, and the 15-of-15 outing against Auburn ranks among just 11 perfect performances in the NCAA this season with at least 15 made free throws:

- Villanova - 26-26 (vs. Howard, Nov. 16)
- Long Beach State - 17-17 (vs. UC Santa Barbara, Jan. 13)
- Montana - 17-17 (vs. Air Force, Dec. 8)
- Detroit Mercy - 17-17 (vs. Hofstra, Nov. 27)
- Villanova - 16-16 (vs. Georgetown, Jan. 22)
- Grambling - 16-16 (vs. MVSU, Jan. 22)
- Valparaiso - 16-16 (vs. Illinois State, Jan. 2)
- Purdue Fort Wayne - 16-16 (vs. Wright State, Dec. 2)
- Ole Miss - 15-15 (vs. Auburn, Jan. 15)
- Miami (Ohio) - 15-15 (vs. Western Michigan, Jan. 15)
- Charleston Southern - 15-15 (vs. Clemson, Nov. 26)

## THANK YOU VERY MUCH!

After not getting to the line very often to start the season, the Rebels have been getting to the charity stripe and using it to great effect in the process. After starting the season just 17-of-31 (.548) from the free throw line amid three straight single-digit performances, Ole Miss has only been held to single digits five times in the succeeding 16 games at a combined line of 210-of-285 (.737) since playing Elon on Nov. 19 -- averaging 12.4 free throws made per game in that stretch. During its three-game winning streak that started on Nov. 26 vs. MVSU, Ole Miss went 54-of-76 (.711) -- which accounted for 25 percent of all Rebel scoring during the streak -- and over its last four wins over Middle Tennessee (13-20), Dayton (16-21), Mississippi State (13-18) and Florida (16-20), the Rebels have shot 58-of-79 (.734). In SEC play, Ole Miss ranks second in the conference at a clip of .769, and over its past two games vs. Florida (16-20) and Arkansas (13-13) the Rebels are shooting 29-of-33 (.879) from the charity stripe.

## OLE MISS CAN'T MISS

The Rebels were absolutely on fire in the second half against Florida on Jan. 22, going 17-of-23 in the latter 20 minutes for a second-half clip of 73.9 percent. That stands as the first 70 percent second half by a Rebel team since shooting 72 percent (18-25) vs. San Diego on Nov. 28, 2018 and first vs. an SEC opponent since shooting 71.4 percent (15-21) vs. Auburn on Feb. 7, 2015. Furthermore, that stands as the best second-half percentage by a Rebel team since shooting 75 percent (21-28) vs. Centenary on

## COMPARING THE TEAMS

Statistic	Ole Miss	Kansas State
Scoring Offense	67.4	67.5
Scoring Defense	66.0	62.8
Scoring Margin	+1.4	+4.7
Field Goal Pct.	.428	.425
Opp. Field Goal Pct.	.441	.405
3-Point Pct.	.322	.339
Opp. 3-Point Pct.	.292	.266
Free Throw Pct.	.718	.702
Rebounds Per Game	34.4	34.8
Opp. Rebounds Per Game	34.6	35.4
Rebound Margin	-0.2	-0.5
Assists Per Game	13.8	12.9
Turnovers Per Game	12.9	11.5
Opp. Turnovers Per Game	14.2	13.5
Turnover Margin	+1.4	+1.9
Steals Per Game	7.8	7.3
Blocks Per Game	2.8	1.6

## SEC STANDINGS (JAN. 27)

School	SEC	Overall
Auburn	8-0	19-1
Kentucky	6-2	16-4
Arkansas	5-3	15-5
Tennessee	5-3	14-5
Texas A&M	4-3	15-5
Mississippi State	4-3	13-6
LSU	4-4	16-4
Alabama	4-4	13-7
South Carolina	3-4	12-7
Florida	3-5	12-8
Vanderbilt	2-5	10-9
Missouri	2-5	8-11
Ole Miss	2-6	10-10
Georgia	1-6	6-14



### GAME LEADERS

#### POINTS

Joiner - 8  
Ruffin - 5  
Murrell - 4  
Brooks - 3  
Fagan - 2  
Brakefield - 1  
Crowley - 1

#### REBOUNDS

Brooks - 13  
Rodriguez - 5  
Allen - 2  
Murrell - 2  
Brakefield - 1  
Joiner - 1

#### ASSISTS

Crowley - 7  
Ruffin - 6  
Fagan - 3  
Murrell - 3  
Rodriguez - 2  
Joiner - 2  
Brakefield - 1

#### 20-PT GAMES

Joiner - 2  
Murrell - 2  
Fagan - 1  
Ruffin - 1

#### DOUBLE-DIGITS

Brooks - 10  
Joiner - 10  
Murrell - 10  
Brakefield - 8  
Ruffin - 8  
Fagan - 5  
Rodriguez - 4  
Crowley - 3  
Allen - 2

#### DOUBLE-DIGIT REBS

Brooks - 6

#### DOUBLE-DIGIT ASSTS

--

#### DOUBLE-DOUBLES

Brooks - 3

### TEAM RANKINGS (NCAA TOP-100) • JAN. 27

	SEC	NCAA	Category
Ole Miss	2	31	3 PT FG Defense (.292)
Ole Miss	2	40	Personal Fouls/Game (14.6)
Ole Miss	8	49	Total Steals (155)
Ole Miss	9	82	Steals/Game (7.8)
Ole Miss	8	93	Scoring Defense (66.0)

### INDIVIDUAL RANKINGS (SEC TOP-10) • JAN. 27

	SEC	NCAA	Category
Brooks	3	50	Off. Rebounds/Game (3.0)
Brooks	4	57	Total Rebounds (158)
Brooks	5	90	Rebounds/Game (7.9)
Brooks	7	155	Double-Doubles (3)
Brooks	8	193	Def. Rebounds/Game (5.0)
Brooks	9	116	Total Blocks (24)
Brooks	9	149	Blocks/Game (1.2)

### INDIVIDUAL RANKINGS (SEC-ONLY TOP-10) • JAN. 27

	Rank	Category
Murrell	1	3PT Percentage (.500)
Ruffin	1	Steals/Game (2.8)
Brooks	2	Off. Rebounds/Game (3.5)
Murrell	2	Minutes/Game (35.0)
Murrell	T-3	3PT/Game (2.8)
Brooks	T-4	Rebounds/Game (8.1)
Brooks	T-5	Blocks/Game (1.6)
Murrell	6	FG Percentage (.512)
Brooks	T-6	Def. Rebounds/Game (4.6)
Murrell	7	Scoring (15.8)
Brooks	8	Minutes/Game (33.0)
Ruffin	T-8	Assists/Game (4.0)
Ruffin	T-8	Assist/Turnover (1.5)

### GAME-BY-GAME SPECIALTY STATS (OLE MISS/OPPONENT)

Opponent	Date	Result	Paint	Off TO	2nd Chance	FB	Bench
New Orleans	11-09	W, 82-61	40/30	17/6	5/5	16/12	34/28
Charleston So.	11-12	W, 93-68	40/24	15/4	9/12	25/4	36/23
Marquette	11-18	L, 72-78	38/16	11/17	8/14	6/3	18/26
Elon	11-19	W, 74-56	24/26	15/9	8/2	12/7	24/21
Boise State	11-21	L, 50-60	32/32	17/12	11/5	15/10	18/9
MVSU	11-26	W, 73-58	28/22	15/2	15/8	15/8	23/7
Rider	11-30	W, 75-51	28/30	15/9	16/7	13/10	31/5
#18 Memphis	12-04	W, 67-63	14/28	20/10	0/10	7/8	29/32
WKU	12-11	L, 48-71	12/38	4/11	11/8	5/7	19/15
Middle Tenn.	12-15	W, 62-52	26/38	20/8	6/10	8/10	21/28
Dayton	12-18	W, 76-68	42/42	25/14	4/7	8/10	26/11
Samford	12-21	L, 73-75	26/26	20/12	11/7	2/2	21/26
at #18 Tenn.	01-05	L, 60-66 (OT)	22/26	20/22	4/11	10/12	3/15
MSU	01-08	W, 82-72	30/46	15/19	7/19	10/7	1/11
at Texas A&M	01-11	L, 51-67	24/42	12/12	3/8	9/9	9/22
#4 Auburn	01-15	L, 71-80	30/30	10/17	12/11	4/10	22/17
Missouri	01-18	L, 53-78	22/38	15/14	10/11	2/5	18/34
at MSU	01-22	L, 60-78	28/38	9/20	5/9	2/11	12/9
Florida	01-24	W, 70-54	32/28	23/13	7/6	8/0	16/14
Arkansas	01-26	L, 55-64	28/20	12/12	9/5	6/5	12/2
<b>Totals</b>			<b>556/620</b>	<b>310/243</b>	<b>161/175</b>	<b>183/150</b>	<b>394/355</b>

### GAME-BY-GAME LEAD/DEFICIT

Opponent	Date	Result	Largest Lead	Largest Deficit	Time Led	Time Trailed	Time Tied
New Orleans	11-09	W, 82-61	25 (2nd, 7:58)	6 (1st, 11:00)	31:02	6:18	2:40
Charleston So.	11-12	W, 93-68	30 (2nd, 2:40)	3 (1st, 16:51)	34:51	2:47	3:03
Marquette	11-18	L, 72-78	12 (1st, 14:03)	7 (2nd, 3:55)	25:58	10:32	3:30
Elon	11-19	W, 74-56	22 (2nd, 7:44)	--	39:49	--	0:11
Boise State	11-21	L, 50-60	9 (1st, 1:12)	10 (2nd, 1:13)	28:10	6:38	5:12
MVSU	11-26	W, 73-58	18 (2nd, 3:29)	7 (1st, 1:17)	28:20	4:31	7:09
Rider	11-30	W, 75-51	29 (2nd, 3:04)	2 (1st, 17:34)	36:02	1:48	2:12
#18 Memphis	12-04	W, 67-63	11 (2nd, 2:59)	4 (1st, 18:39)	28:25	6:59	7:24
WKU	12-11	L, 48-71	--	25 (2nd, 1:42)	--	37:07	2:53
Middle Tenn.	12-15	W, 62-52	10 (2nd, 11:37)	3 (1st, 9:35)	30:39	3:09	6:12
Dayton	12-18	W, 76-68	15 (2nd, 3:32)	--	38:36	--	1:24
Samford	12-21	L, 73-75	10 (1st, 1:45)	13 (2nd, 11:52)	20:37	16:46	2:37
at #18 Tenn.	01-05	L, 60-66 (OT)	12 (1st, 8:22)	6 (1st OT, 0:26)	33:45	3:28	7:47
MSU	01-08	W, 82-72	20 (2nd, 17:12)	3 (1st, 19:32)	37:12	1:52	0:56
at Texas A&M	01-11	L, 51-67	4 (1st, 13:44)	18 (2nd, 7:29)	2:50	35:38	1:32
#4 Auburn	01-15	L, 71-80	14 (1st, 6:04)	11 (2nd, 4:33)	23:17	14:29	2:14
Missouri	01-18	L, 53-78	3 (1st, 18:49)	27 (2nd, 0:23)	0:44	34:31	4:45
at MSU	01-22	L, 60-78	5 (1st, 4:56)	20 (2nd, 1:44)	5:44	30:48	3:28
Florida	01-24	W, 70-54	16 (2nd, 0:36)	7 (1st, 8:18)	21:18	15:38	3:04
Arkansas	01-26	L, 55-64	1 (1st, 7:14)	16 (2nd, 4:26)	1:12	38:03	0:45

Dec. 23, 2009, and the best in conference play since shooting 75 percent (18-24) vs. Alabama on March 1, 2008. The second half vs. Florida was the best back half by Ole Miss this season by more than 16 percentage points over its previous best of 57.5 vs. Charleston Southern on Nov. 12.

#### STEPPING UP

Ole Miss has been without senior stalwart **Jarkel Joiner** since Dec. 21 vs. Samford, and in the seven succeeding games several Rebels have stepped up to fill in for his sorely-missed presence and production. In that eight-game stretch, **Matthew Murrell** is leading with 15.8 points per game in addition to a 51.2 percent clip from the field, a 50.0 percent effort from beyond the arc, 2.8 threes, 3.5 rebounds, 2.1 assists and 1.1 steals per game. Murrell has also hit multiple threes in seven of those eight games, hitting three or more four times, four or more twice and a perfect 5-of-5 line vs. Mississippi State in a career-high 31-point outing on Jan. 8. Freshman **Daeshun Ruffin**, who has tallied all eight of his career starts in place of Joiner at the point guard position since his injury, has tallied 11.1 points, 4.0 assists, 2.8 steals and has shot 80.6 percent from the free throw line. **Nysier Brooks** is also averaging double figures at 10.6 points and 8.1 boards per game, in addition to 1.6 blocks per contest.

### AP TOP-25 • JAN. 24, 2022

Rank	Team (1st-Place)	W-L	Points	Last
1	Auburn (45)	18-1	1,504	2
2	Gonzaga (15)	15-2	1,475	1
3	Arizona (1)	16-1	1,381	3
4	Baylor	17-2	1,335	5
5	Kansas	16-2	1,281	7
6	Purdue	16-3	1,119	4
7	UCLA	13-2	1,116	9
7	Houston	17-2	1,116	10
9	Duke	15-3	1,017	6
10	Michigan State	15-3	979	14
11	Wisconsin	15-3	894	8
12	Kentucky	15-4	822	12
13	Texas Tech	15-4	766	18
14	Villanova	14-5	713	11
15	USC	16-2	711	16
16	Ohio State	12-4	584	19
17	Providence	16-2	542	21
18	Tennessee	13-5	419	24
19	LSU	15-4	399	13
20	UConn	13-4	284	25
21	Xavier	14-4	269	20
22	Marquette	14-6	177	NR
23	Iowa State	14-5	167	15
24	Illinois	13-5	155	17
25	Davidson	16-2	132	NR

**Others receiving votes:** BYU 120, Alabama 77, Texas 61, Colorado State 57, Florida State 50, Loyola Chicago 21, Oregon 19, Wake Forest 12, Murray State 10, Indiana 10, Iowa 8, TCU 6, Miami (FL) 4, Saint Mary's 3, Boise State 3, Florida 3, Wyoming 2, Seton Hall 1, Iona 1

### USA TODAY COACHES TOP-25 • JAN. 24, 2022

Rk	Team (Record)	Pts	1st	Prev
1	Gonzaga (15-2)	784	18	1
2	Auburn (18-1)	777	13	2
3	Arizona (16-1)	724	1	3
4	Baylor (17-2)	690	0	6
5	Kansas (16-2)	667	0	7
6	Purdue (16-3)	589	0	4
7	Duke (15-3)	567	0	5
8	UCLA (13-2)	551	0	9
9	Houston (17-2)	538	0	10
10	Michigan State (15-3)	501	0	13
11	Wisconsin (15-3)	466	0	8
12	Villanova (14-5)	423	0	11
13	Kentucky (15-4)	400	0	12
14	Texas Tech (15-4)	396	0	19
15	USC (16-2)	333	0	15
16	Ohio State (12-4)	311	0	18
17	Providence (16-2)	293	0	21
18	LSU (15-4)	171	0	16
19	UConn (13-4)	165	0	25
20	Tennessee (13-5)	154	0	25
21	Illinois (13-5)	139	0	17
22	Colorado State (15-1)	126	0	23
23	Xavier (14-4)	107	0	20
24	Iowa State (14-5)	99	0	14
25	Texas (14-5)	73	0	22

**Others receiving votes:** Alabama 53; Marquette 44; BYU 36; Seton Hall 32; Davidson 30; Miami-Florida 22; Loyola-Chicago 21; Oregon 18; Florida State 18; Indiana 17; Boise State 14; Texas A&M 12; TCU 10; Wake Forest 9; Iowa 8; Murray State 5; San Francisco 3; Saint Mary's 2; Wyoming 1; UAB 1

### FURIOUS STARTS FOR MURRELL

Sophomore **Matthew Murrell** has been a prolific scorer as of late for the Rebels, but he has been even more lethal from the jump in SEC play. In the first half during conference play, Murrell is averaging 9.3 points and 1.9 threes made while shooting lights-out clips of 57.8 percent overall, 60.0 from three and 77.8 from the free throw line. Murrell put together an absurd first half against Mississippi State on Jan. 8, dropping 23 of his eventual 31 points in the opening 20 minutes. That first half performance was the best by a Rebel against an SEC opponent since Stefan Moody poured in 24 in the opening frame against State on March 2, 2016.

### SERIOUS MINUTES IN SEC PLAY

Ole Miss has received tremendous effort out of both **Matthew Murrell** and **Nysier Brooks** in SEC play, with both ranking within the top-10 in SEC-only minutes played. Murrell ranks second at 35.0 minutes per contest, while Brooks comes in at No. 8 at 33.0. In non-conference action, the duo combined for only 24 minutes per game, with Brooks averaging 25.9 and Murrell averaging 22.1.

### OFF THE LINE

It's been difficult to damage the Rebels from distance this season, as Ole Miss has held eight of its last 14 opponents to 30 percent or lower from beyond the arc -- including four of eight SEC foes. In six wins of that stretch against Rider (2-of-13), No. 18 Memphis (2-of-11), Middle Tennessee (3-of-27), Dayton (4-18), Mississippi State (3-16) and Florida (4-29), Rebel opponents shot a combined 18-of-114 (.158). The Rebels rank 31st nationally and second in the SEC with a season opposing three-point clip of 29.2 percent, and Ole Miss also ranks fourth in the conference in SEC-only three-point defense at 29.1. In the Kermit Davis era, Ole Miss is 31-17 when holding opponents to 30 percent or lower and 49-27 when holding opponents below 40 percent from deep.

### FROM WAY DOWNTOWN

Doubling-down on that lockdown three-point defense, Ole Miss currently stands as one of two schools in the SEC to be ranked within the top-four of the SEC-only three-point shooting (No. 2, .352) and three-point defense (No. 4, .291) categories. Ole Miss has found its stroke from three-ball land again just in time for conference play, as their SEC-only three-point percentage has been helped greatly by 7.1 threes per game and a total 57-of-162 line. Ole Miss hit double-digit threes in each of its first two games of SEC season, going 11-of-22 at No. 18 Tennessee in a near-upset thriller that went into overtime before an 11-of-23 performance against in-state rival Mississippi State on Jan. 8. On the season, Ole Miss has hit double-digit threes made three times when including an 11-of-29 performance against Charleston Southern back on Nov. 12, the most such games since the Rebels tallied seven double-digit games during head coach Kermit Davis' first season in 2018-19.

### SEC CHECK-IN • INDIVIDUAL

Beyond the halfway mark of the season and eight games into the 18-game SEC slate, the Rebels hold several strong positions within the overall SEC single-game highs for individuals, both in overall play this season and within conference-only action.

### Single-Game High • Points

1. Scotty Pippen Jr. (Vanderbilt) - 32 (vs. Kentucky)
2. **Matthew Murrell** (Ole Miss) - 31 (vs. MSU)
2. JD Notae (Arkansas) - 31 (vs. Texas A&M)
2. Quenton Jackson (Texas A&M) - 31 (vs. Cent. Ark.)

### Single-Game High • 3PT Percentage

1. **Matthew Murrell** (Ole Miss) - 1.000 (5-5), vs. MSU
1. Justin Powell (Tennessee) - 1.000 (5-5), vs. Presbyterian
3. Kennedy Chandler (Tennessee) - 1.000 (4-4), vs. UT Martin

### SEC-Only Single-Game High • 3PT Percentage

1. **Matthew Murrell** (Ole Miss) - 1.000 (5-5), vs. MSU
- Nine others tied at 2-2

### SEC-Only • 3PT Percentage

1. **Matthew Murrell** (Ole Miss) - .500
2. Santiago Vescovi (Tennessee) - .453
3. Noah Baumann (Georgia) - .408

### SEC-Only • 3PT/Game

1. Santiago Vescovi (Tennessee) - 3.6
2. Noah Baumann (Georgia) - 32.9
3. **Matthew Murrell** (Ole Miss) - 2.8

### SEC-Only • Minutes/Game

1. Kellan Grady (Kentucky) - 36.3
2. **Matthew Murrell** (Ole Miss) - 35.0
3. Jaden Shackelford (Alabama) - 34.7

### Overall • Offensive Rebounds

1. Oscar Tshiebwe (Kentucky) - 5.3
2. Colin Castleton (Florida) - 3.3
3. **Nysier Brooks** (Ole Miss) - 3.0

### OLE MISS IN WINS VS. LOSSES

Category	Wins	Losses	Change
Scoring	75.4	59.3	+16.1
Scoring Defense	60.3	71.7	-11.4
Scoring Margin	+15.1	-12.4	+27.5
FG%	.464	.390	+0.074
3PT%	.327	.318	+0.009
FT%	.709	.735	-.026
Opp. FG%	.388	.495	-.107
Opp. 3PT%	.216	.364	-.148
Rebounds	38.2	30.3	+7.9
Reb. Margin	+3.6	-4.2	+7.8
Assists	15.7	11.9	+3.8
Steals	7.9	7.6	+0.3
Blocks	3.3	2.3	+1.0
Turnovers	11.8	13.9	-2.1
Turnovers Forced	15.4	13.0	+2.4



### SEC-Only • Offensive Rebounds

1. Oscar Tshiebwe (Kentucky) - 4.8
2. Nysier Brooks (Ole Miss) - 3.5
3. Garrison Brooks (MSU) - 3.3

### SEC-Only Single-Game High • Steals

1. Jaylin Williams (Arkansas) - 6 (vs. Texas A&M)
2. Daeshun Ruffin (Ole Miss) - 5 (vs. Tennessee)

Six others with 5

### SEC-Only • Steals

1. Keon Ellis (Alabama) - 3.1
2. Daeshun Ruffin (Ole Miss) - 2.8
3. K.D. Johnson (Auburn) - 2.5

### SEC CHECK-IN • TEAM

Likewise, the Rebels as an overall unit hold several impressive marks worth considering through 20 games played and eight within SEC play.

### Overall 3PT Defense

1. LSU - .269
2. Ole Miss - .292
3. Vanderbilt - .300

### Overall Single-Game High • FT Percentage

1. Ole Miss - 1.000 (15-15), vs. Auburn
2. Ole Miss - 1.000 (13-13), vs. Arkansas
3. Tennessee - 1.000 (10-10), vs. Tennessee Tech

### Overall Single-Game High • Rebounds

1. South Carolina - 59, vs. Allen
2. Ole Miss - 57, Rider

### SEC-Only FT Shooting

1. Georgia - .820
2. Ole Miss - .769
3. Missouri - .753

### SEC-Only 3PT Shooting

1. Kentucky - .367
2. Ole Miss - .352
3. Georgia - .338

### SEC-Only Single-Game High • 3PT Made

1. Vanderbilt - 12 (vs. Kentucky)
2. Ole Miss - 11 (vs. MSU)
2. Ole Miss - 11 (vs. Tennessee)

Five others

### SEC-Only Single-Game High • FT Percentage

1. Ole Miss - 1.000 (15-15), vs. Auburn
2. Ole Miss - 1.000 (13-13), vs. Arkansas
3. Kentucky - .952 (20-21), vs. Tennessee

### MURRELL GOES UNCONSCIOUS

Sophomore **Matthew Murrell** absolutely lit the net on fire against in-state rival Mississippi State on Jan. 8, dropping a career-high 31 points on an absurd 10-of-11 shooting performance that included a perfect 5-of-5 line from beyond the arc and a 6-of-6 clip from the free throw line. Murrell actually started the game 10-of-10 from the field before a late miss with 2:32 to play gave him his lone blemish on the night. Murrell stands as one of only three Rebels all-time to have gone 5-of-5 from three, joining Devontae Shuler's performance vs. Jackson State on Dec. 10, 2020, and Joe Harvell's 5-of-5 outing against Tennessee in the SEC Tournament on March 9, 1990 -- making Murrell's the only such performance against an SEC opponent during the regular season. Murrell was unconscious in the first half, scoring 23 points in the opening frame alone, which had already beat his previous career-high of 19 points scored against No. 18 Memphis on Dec. 4. His 23 first-half points stands as the most scored by a Rebel against an SEC opponent since Stefan Moody dropped 24 against Mississippi State on March 2, 2016. To anyone paying attention lately, though, this was just the latest and greatest output from Murrell. Over his last eight games since SEC play began Jan. 5 at Tennessee, he is 22-of-44 (.500) from three and 43-of-84 (.512) overall, averaging 15.8 points per game in that stretch. Murrell started the season 2-of-10 (.200) from three across his first six games, but a 3-of-6 three-point performance against Rider and a 4-of-9 rip against the nationally-ranked Tigers helped spark a three-point line of 33-of-76 (.434) since across his last 14 games played since Nov. 30 against Rider. Murrell is the program's highest rated recruit ever nationally, signing with Ole Miss ranked No. 39 overall by both ESPN and the 247Sports Composite in 2019-20.

## SUPERLATIVES

### BIGGEST OLE MISS LEAD:

30, vs. Charleston Southern (11-12-21)

### BIGGEST OLE MISS DEFICIT:

27, vs. Missouri (01-18-22)

### BIGGEST OLE MISS LEAD IN A LOSS:

12, vs. Marquette (11-18-21)

### BIGGEST OLE MISS DEFICIT IN A WIN:

7, 2x, last vs. Florida (01-24-22)

### BIGGEST OLE MISS HALFTIME LEAD:

16, vs. Elon (11-19-21)

### BIGGEST OLE MISS HALFTIME DEFICIT:

15, 2x, last vs. Missouri (01-18-22)

### BEST OLE MISS 1ST HALF FG%:

61.5, at Mississippi State (01-22-22)

### WORST OLE MISS 1ST HALF FG%:

24.1, vs. Western Kentucky (12-11-21)

### BEST OLE MISS 2ND HALF FG%:

73.9, vs. Florida (01-24-22)

### WORST OLE MISS 2ND HALF FG%:

29.2, vs. Auburn (01-15-22)

### MOST POINTS BY OLE MISS IN 1ST HALF:

50, vs. Mississippi State (01-08-22)

### FEWEST POINTS BY OLE MISS IN 1ST HALF:

19, vs. Western Kentucky (12-11-21)

### MOST POINTS BY OPPONENT IN 1ST HALF:

42, at Mississippi State (01-22-22)

### FEWEST POINTS BY OPPONENT IN 1ST HALF:

19, vs. Tennessee (01-05-22)

### MOST POINTS BY OLE MISS IN 2ND HALF:

56, vs. Charleston Southern (11-12-21)

### FEWEST POINTS BY OLE MISS IN 2ND HALF:

19, at Mississippi State (01-22-22)

### MOST POINTS BY OPPONENT IN 2ND HALF:

47, vs. Marquette (11-18-21)

### FEWEST POINTS BY OPPONENT IN 2ND HALF:

20, vs. MVSU (11-26-21)

### BIGGEST HALFTIME LEAD BLOWN:

6, 3x, last vs. Auburn (01-15-22)

### BIGGEST HALFTIME DEFICIT ERASED:

5, vs. MVSU (11-26-21)

### BIGGEST MARGIN OF VICTORY:

25, vs. Charleston Southern (11-12-21)

### BIGGEST LEAD BLOWN TO LOSE

(AT ANY POINT IN A GAME):

14 vs. Auburn (01-15-22)

### BIGGEST DEFICIT OVERCOME TO WIN

(AT ANY POINT IN A GAME):

7, 2x, last vs. Florida (01-24-22)

### BIGGEST MARGIN OF DEFEAT:

25, vs. Missouri (01-18-22)

### CLEANING UP THE OFFENSIVE GLASS

Graduate transfer **Nysier Brooks** has been a beast on the offensive glass to start SEC play, ranking second in conference action at 3.5 offensive boards per game. Brooks hauled in a whopping eight offensive boards against Mississippi State to help lead to a career-high 16 rebounds, the most total boards by a Rebel since Sebastian Saiz hauled in 17 vs. Georgia Tech in the 2017 NIT. Brooks has had five or more offensive boards in four games this season, and he has had at least six rebounds in all but two games this season. Furthermore, Brooks has hit double-digit rebounds six times, including three in SEC play to average an SEC fourth-best average of 8.1 per game in conference play. Over his last 10 games since a 16-point, 11-rebound double-double vs. Dayton on Dec. 18, Brooks has grabbed an average of 8.3 boards per game to go along with 10.9 points and 1.5 blocks. Overall, Brooks ranks fifth in the SEC at 7.9 rebounds per game, and his overall offensive rebounding average of 3.0 per game ranks third in the conference. Brooks most recently recorded his third Rebel double-double and eighth of his career following a 15-point, 16 rebound performance against Mississippi State on Jan. 8.

### WATCH YOUR BACK

Freshman guard **Daeshun Ruffin** has quickly become a force to reckon with defensively, averaging 2.4 steals per game in just 12 career contests. Ruffin has been particularly proficient at picking pockets lately, averaging an SEC second-best 2.8 steals per game in SEC play after a career-high five steal performance at No. 18 Tennessee and four more against Mississippi State, Missouri and Florida. At his current pace of 2.4 steals per game, Ruffin is on pace to break the Ole Miss freshman record for total steals of 47 set by Elston Turner in 27 games played in 1978. Ruffin missed eight games while sitting out one month due to breaking his right hand in the season opener vs. New Orleans on Nov. 9.

### RUFFIN RETURNS IN A BIG SPOT

Ole Miss freshman **Daeshun Ruffin** returned from a four-week absence in dynamic fashion and has taken a prominent leadership role, averaging 12.5 points, 3.6 assists and 2.5 steals since returning from injury vs. Middle Tennessee on Dec. 15. His first three games back were a revelation, as Ruffin averaged 16.0 points, 4.0 assists, 2.6 steals and shot 41.7 percent overall and 70.8 percent from the free throw line against Middle Tennessee (Dec. 15), Dayton (Dec. 18) and Samford (Dec. 21). Ruffin is coming off his best game as a Rebel, a career-high 21 points vs. Florida that included a 9-of-10 free throw performance in addition to six assists and four steals. Ruffin suffered a fractured hand in the second half of the season opener against New Orleans, and missed the next four weeks of action. Ruffin first saw the floor again against Middle Tennessee on Dec. 15, scoring 12 points in just 12 minutes of action -- nine of which came in the first half as he came off the bench. Ruffin followed that up with a splendid showing against Dayton, scoring a then-career-high 19 points after a powerful 17-point second half to help lift the Rebels to victory. Ruffin hit 9-of-12 from the free throw line against the Flyers, and in his first two games back from injury his 13 free throws made accounted for 44.8 percent of all Rebel free throws made (29) in that stretch. Recently, Ruffin found success running the Rebel offense as well with a career-high eight assists against Mississippi State on Jan. 8 to go along with 17 points and a career-high three trifectas made. Ruffin topped his career-high with a 21-point effort against Florida on Jan. 24. Ruffin is the first McDonald's All-American signee in program history following a storied career at Callaway High School in his native Jackson, Mississippi.

### PROTECT THE BALL

Ole Miss has forced double-digit turnovers in all but one of their 20 of their contests so far this season, and have only turned the ball over more than its opponent four times this season. In the **Kermit Davis** era, the Rebels are 48-21 when having fewer turnovers than their opponents, and are 36-14 when forcing 15 turnovers or more.

### HOMETOWN HERO

Senior **Jarkel Joiner** was named one of 60 men's and women's basketball student-athletes nationally named as candidates for the 2021-22 Senior CLASS Award on Dec. 7. Ole Miss women's basketball senior Shakira Austin was also named a candidate, making Ole Miss the only SEC school to be represented on both lists and one of just four nationally alongside BYU, Michigan and Virginia Tech. To be eligible, a student-athlete must be classified as an NCAA Division I senior and have notable achievements in four areas of excellence: community, classroom, character and competition. An acronym for Celebrating Loyalty and Achievement for Staying in School®, the Senior CLASS Award focuses on the total student-athlete and encourages students to use their platform in athletics to make a positive impact as leaders in their communities.

In the classroom, Joiner holds a 3.13 GPA in multi-disciplinary studies, and is a staple in his hometown community. Joiner was named to the 2020-21 SEC Community Service Team, working closely with the Reading with the Rebels program in addition to the Stronger Together Mississippi initiative and Adopt-A-Basket, which helps feed local families during the holiday season.

The men's and women's candidates will be narrowed to two fields of ten finalists later in the season, and those names will be placed on the official ballot. Ballots will be distributed through a nationwide voting system to media, coaches and fans, who will then select one male candidate and one female candidate who best exemplifies excellence in the four C's of community, classroom, character and competition. The Senior CLASS Award winners will be announced during the 2022 NCAA Men's Final Four® and NCAA Women's Final Four® this spring.

### YEAR FOUR OF THE DAVIS ERA

Kermit Davis enters his fourth season at the helm of Ole Miss Basketball. Over his first three seasons, Davis led the Rebels to a pair of postseason appearances (2020 postseason was cancelled due to COVID-19). With 61 victories as head coach of the Rebels, Davis is one of only four coaches in Ole Miss history to rack up at least 50 wins over their first three seasons. A nine-time conference coach of the year, Davis is 38th among active Division I head coaches with 464 career wins over 24 seasons, including stints at Middle Tennessee, Idaho and Texas A&M. In 27 seasons as a college basketball head coach, he has amassed 530 wins.

### DAVIS ERA TRENDS TO WATCH

- 51-17 when leading at half
- 5-0 when scoring 90+, 27-3 when scoring 80+, 47-20 when scoring 70+
- 42-18 when winning the rebounding battle
- 27-3 when at 50 percent shooting or better
- 17-7 when shooting 40 percent or better from three
- 58-30 when keeping opponents below 50 percent shooting (34-6 when below 40 percent)

### OPPONENT NET RATINGS (JAN. 27)

Opponent	Net	Result
New Orleans	266	W, 82-64
Charleston So.	347	W, 93-68
Marquette	31	L, 72-78
Elon	273	W, 74-56
Boise State	39	L, 50-60
MVSU	355	W, 73-58
Rider	302	W, 75-51
Memphis	78	W, 67-63
WKU	140	L, 48-71
Middle Tenn.	117	W, 62-52
Dayton	75	W, 76-68
Samford	212	L, 73-75
Tennessee	11	L, 60-66 (OT)
MSU	41	W, 82-72 / L, 60-78
Texas A&M	53	L, 51-67
Auburn	6	L, 71-80
Missouri	156	L, 53-78
Florida	45	W, 70-54
Arkansas	48	L, 55-64
Kansas State	68	--
LSU	10	--
Alabama	24	--
South Carolina	106	--
Georgia	216	--
Kentucky	9	--
Vanderbilt	90	--

### OLE MISS NET RATINGS (JAN. 27)

Record	Net	SOS	Future SOS
10-10	124	98	46

### GAME-BY-GAME STARTING LINEUPS

Opponent	Date	Result	PG	G	G	G/F	F/C	Lineup	Record
New Orleans	11-09	W, 82-61	Joiner	Crowley	Rodriguez	Allen	Brooks	#1	1-0
Charleston Southern	11-12	W, 93-68	Joiner	Crowley	Rodriguez	Brakefield	Brooks	#2	1-0
Marquette	11-18	L, 72-78	Joiner	Crowley	Rodriguez	Brakefield	Brooks	#2	1-1
Elon	11-19	W, 74-56	Joiner	Murrell	Rodriguez	Brakefield	Brooks	#3	1-0
Boise State	11-21	L, 50-60	Joiner	Murrell	Rodriguez	Brakefield	Brooks	#3	1-1
MVSU	11-26	W, 73-58	Crowley	Fagan	Rodriguez	Allen	Brooks	#4	1-0
Rider	11-30	W, 75-51	Joiner	Crowley	Rodriguez	Allen	Brooks	#1	2-0
#18 Memphis	12-04	W, 67-63	Joiner	Crowley	Rodriguez	Allen	Brooks	#1	3-0
Western Kentucky	12-11	L, 48-71	Joiner	Crowley	Rodriguez	Brakefield	Brooks	#2	1-2
Middle Tennessee	12-15	W, 62-52	Joiner	Murrell	Rodriguez	Brakefield	Brooks	#3	2-1
Dayton	12-18	W, 76-68	Joiner	Murrell	Rodriguez	Brakefield	Brooks	#3	3-1
Samford	12-21	L, 73-75	Joiner	Murrell	Rodriguez	Brakefield	Brooks	#3	3-2
at #18 Tennessee	01-05	L, 60-66 (OT)	Ruffin	Murrell	Fagan	Brakefield	Brooks	#5	0-1
Mississippi State	01-08	W, 82-72	Ruffin	Murrell	Fagan	Brakefield	Brooks	#5	1-1
at Texas A&M	01-11	L, 51-67	Ruffin	Murrell	Fagan	Brakefield	Brooks	#5	1-2
#4 Auburn	01-15	L, 71-80	Ruffin	Murrell	Rodriguez	Brakefield	Brooks	#6	0-1
Missouri	01-18	L, 53-78	Ruffin	Murrell	Rodriguez	Brakefield	Brooks	#6	0-2
at Mississippi State	01-22	L, 60-78	Ruffin	Murrell	Fagan	Brakefield	Brooks	#5	1-3
Florida	01-24	W, 70-54	Ruffin	Murrell	Fagan	Brakefield	Brooks	#5	2-3
Arkansas	01-26	L, 55-64	Ruffin	Murrell	Rodriguez	Brakefield	Brooks	#6	0-3

### REBEL STARTING/GAMES PLAYED HISTORY

CAREER STARTS			CAREER GAMES PLAYED		
Name	Season	Career	Name	Season	Career
Robert Allen	4	74	Robert Allen	8	101
Jaemyn Brakefield	16	18	Jaemyn Brakefield	20	42
Nysier Brooks	20	82	Nysier Brooks	20	150
Austin Crowley	7	10	Austin Crowley	19	78
Tye Fagan	6	34	Tye Fagan	20	109
Sammy Hunter	0	1	Sammy Hunter	20	72
Jarkel Joiner	11	96	Jarkel Joiner	13	105
John McBride	0	0	John McBride	5	18
Matthew Murrell	13	16	Matthew Murrell	20	48
Luis Rodriguez	15	48	Luis Rodriguez	20	78
Daeshun Ruffin	8	8	Daeshun Ruffin	12	12
Grant Slatten	0	0	Grant Slatten	5	5
Eric Van Der Heijden	0	0	Eric Van Der Heijden	8	8
James White	0	0	James White	10	10

## OVERALL STATS

### Game Records

Record	Overall	Home	Away	Neutral
ALL GAMES	10-10	9-4	0-3	1-3
CONFERENCE	2-6	2-3	0-3	0-0
NON-CONFERENCE	8-4	7-1	0-0	1-3

### Score by Periods

Team	1st	2nd	OT	TOT
Ole Miss	649	689	9	1347
Opponents	593	712	15	1320

### Team Box Score

No.	Player				Total		3-Point		F-Throw		Rebounds												
		GP-GS	MIN	AVG	FG-FGA	FG%	3FG-3FGA	3FG%	FT-FTA	FT%	OFF	DEF	TOT	AVG	PF	DQ	A	TO	BLK	STL	PTS	AVG	
24	JOINER, Jarkel	13-11	407:19	31.3	61-146	.418	22-62	.355	33-39	.846	5	37	42	3.2	18	0	36	12	0	15	177	13.6	
2	RUFFIN, Daeshun	12-8	308:38	25.7	45-126	.357	9-46	.196	42-55	.764	3	10	13	1.1	24	0	42	30	1	29	141	11.8	
11	MURRELL, Matthew	20-13	545:16	27.3	67-157	.427	35-86	.407	42-56	.750	8	49	57	2.9	29	0	35	25	2	16	211	10.6	
3	BROOKS, Nysier	20-20	574:51	28.7	81-134	.604	0-2	.000	30-44	.682	59	99	158	7.9	49	1	18	36	24	19	192	9.6	
4	BRAKEFIELD, Jaemyn	20-16	528:01	26.4	63-135	.467	21-56	.375	24-32	.750	18	65	83	4.2	32	1	14	37	7	16	171	8.6	
14	FAGAN, Tye	20-6	409:16	20.5	56-119	.471	15-42	.357	17-25	.680	15	55	70	3.5	20	0	40	30	2	9	144	7.2	
21	ALLEN, Robert	8-4	151:19	18.9	18-40	.450	1-7	.143	15-25	.600	19	24	43	5.4	14	0	6	8	7	5	52	6.5	
15	RODRIGUEZ, Luis	20-15	511:27	25.6	47-137	.343	20-67	.299	13-24	.542	30	68	98	4.9	45	2	32	27	5	29	127	6.4	
1	CROWLEY, Austin	19-7	299:06	15.7	28-80	.350	13-37	.351	6-6	1.000	0	38	38	2.0	22	0	46	24	4	10	75	3.9	
23	HUNTER, Sammy	20-0	190:42	9.5	16-46	.348	2-16	.125	4-7	.571	9	10	19	1.0	24	0	2	6	3	4	38	1.9	
5	WHITE, James	10-0	49:33	5.0	5-18	.278	0-4	.000	0-0	.000	1	4	5	0.5	7	0	1	1	0	0	10	1.0	
10	SLATTEN, Grant	5-0	13:17	2.7	2-3	.667	0-1	.000	0-1	.000	0	1	1	0.2	1	0	1	3	0	2	4	0.8	
33	MCBRIDE, John	5-0	06:41	1.3	1-1	1.000	0-0	.000	0-0	.000	1	1	2	0.4	0	0	1	1	0	0	2	0.4	
0	VAN DER HEIJDEN, Eric	8-0	29:34	3.7	1-6	.167	0-2	.000	1-2	.500	0	2	2	0.3	7	0	2	3	1	1	3	0.4	
Team											23	34	57					14					
Total		20	4025		491-1148	.428	138-428	.322	227-316	.718	191	497	688	34.4	292	4	276	257	56	155	1347	67.4	
Opponents		20	4025		494-1121	.441	119-408	.292	213-302	.705	177	514	691	34.6	313	4	299	284	67	138	1320	66.0	

### Team Statistics

	OM	OPP
<b>Scoring</b>	<b>1347</b>	<b>1320</b>
Points per game	67.4	66.0
Scoring margin	+1.4	-
<b>Field goals-att</b>	<b>491-1148</b>	<b>494-1121</b>
Field goal pct	.428	.441
<b>3 point fg-att</b>	<b>138-428</b>	<b>119-408</b>
3-point FG pct	.322	.292
3-pt FG made per game	6.9	6.0
<b>Free throws-att</b>	<b>227-316</b>	<b>213-302</b>
Free throw pct	.718	.705
F-Throws made per game	11.4	10.7
<b>Rebounds</b>	<b>688</b>	<b>691</b>
Rebounds per game	34.4	34.6
Rebounding margin	-0.2	-
<b>Assists</b>	<b>276</b>	<b>299</b>
Assists per game	13.8	15.0
<b>Turnovers</b>	<b>257</b>	<b>284</b>
Turnovers per game	12.9	14.2
Turnover margin	+1.4	-
Assist/turnover ratio	1.1	1.1
<b>Steals</b>	<b>155</b>	<b>138</b>
Steals per game	7.8	6.9
<b>Blocks</b>	<b>56</b>	<b>67</b>
Blocks per game	2.8	3.4
<b>Winning streak</b>	<b>0</b>	<b>-</b>
Home win streak	0	-
<b>Attendance</b>	<b>84129</b>	<b>31409</b>
Home games-Avg/Game	13-6471	3-10470
Neutral site-Avg/Game	-	4-4362

### Team Results

Date	Opponent		Score	Att.
11/09/2021	New Orleans	W	82-61	5409
11/12/2021	Charleston So.	W	93-68	5825
11/18/2021	vs Marquette	L	72-78	4213
11/19/2021	vs Elon	W	74-56	4672
11/21/2021	vs Boise St.	L	50-60	2407
11/26/2021	Mississippi Val.	W	73-58	5905
11/30/2021	Rider	W	75-51	5537
12/04/2021	Memphis	W	67-63	8629
12/11/2021	vs Western Ky.	L	48-71	6157
12/15/2021	Middle Tenn.	W	62-52	5902
12/18/2021	Dayton	W	76-68	6199
12/21/2021	Samford	L	73-75	5649
01/05/2022	at Tennessee	Lot	60-66	15617
01/08/2022	Mississippi St.	W	82-72	6988
01/11/2022	at Texas A&M	L	51-67	6053
01/15/2022	Auburn	L	71-80	8657
01/18/2022	Missouri	L	53-78	6514
01/22/2022	at Mississippi St.	L	60-78	9739
01/24/2022	Florida	W	70-54	6273
01/26/2022	Arkansas	L	55-64	6642



## CONFERENCE

### Game Records

Record	Overall	Home	Away	Neutral
ALL GAMES	2-6	2-3	0-3	0-0
CONFERENCE	2-6	2-3	0-3	0-0
NON-CONFERENCE	0-0	0-0	0-0	0-0

### Score by Periods

Team	1st	2nd	OT	TOT
Ole Miss	253	240	9	502
Opponents	258	286	15	559

### Team Box Score

No.	Player				Total		3-Point		F-Throw		Rebounds												
		GP-GS	MIN	AVG	FG-FGA	FG%	3FG-3FGA	3FG%	FT-FTA	FT%	OFF	DEF	TOT	AVG	PF	DQ	A	TO	BLK	STL	PTS	AVG	
11	MURRELL, Matthew	8-8	279:53	35.0	43-84	.512	22-44	.500	18-24	.750	4	24	28	3.5	11	0	17	13	0	9	126	15.8	
2	RUFFIN, Daeshun	8-8	239:34	29.9	28-84	.333	8-34	.235	25-31	.806	3	8	11	1.4	19	0	32	22	0	22	89	11.1	
3	BROOKS, Nysier	8-8	264:15	33.0	38-64	.594	0-1	.000	9-12	.750	28	37	65	8.1	14	0	9	20	13	9	85	10.6	
14	FAGAN, Tye	8-5	180:52	22.6	22-52	.423	9-21	.429	12-13	.923	4	15	19	2.4	7	0	14	15	0	4	65	8.1	
4	BRAKEFIELD, Jaemyn	8-8	240:54	30.1	24-48	.500	7-21	.333	10-13	.769	6	26	32	4.0	12	0	9	16	2	5	65	8.1	
15	RODRIGUEZ, Luis	8-3	213:36	26.7	15-53	.283	7-25	.280	2-4	.500	12	31	43	5.4	18	1	12	9	2	11	39	4.9	
10	SLATTEN, Grant	1-0	07:37	7.6	2-2	1.000	0-0	.000	0-1	.000	0	0	0	0.0	1	0	1	2	0	1	4	4.0	
1	CROWLEY, Austin	7-0	95:00	13.6	5-16	.313	3-10	.300	4-4	1.000	0	14	14	2.0	8	0	9	10	1	0	17	2.4	
23	HUNTER, Sammy	8-0	68:04	8.5	3-14	.214	1-5	.200	3-6	.500	4	5	9	1.1	10	0	1	4	1	1	10	1.3	
5	WHITE, James	4-0	21:48	5.5	1-7	.143	0-1	.000	0-0	.000	1	1	2	0.5	3	0	0	0	0	0	2	0.5	
24	JOINER, Jarkel	1-0	05:37	5.6	0-0	.000	0-0	.000	0-0	.000	0	0	0	0.0	0	0	0	0	0	0	0	0.0	
0	VAN DER HEIJDEN, Eric	2-0	07:50	3.9	0-0	.000	0-0	.000	0-0	.000	0	0	0	0.0	1	0	1	0	0	0	0	0.0	
Team											3	13	16					8					
Total		8	1625		181-424	.427	57-162	.352	83-108	.769	65	174	239	29.9	104	1	105	119	19	62	502	62.8	
Opponents		8	1625		217-446	.487	48-165	.291	77-101	.762	68	189	257	32.1	117	1	130	102	27	70	559	69.9	

## NON-CONFERENCE

### Game Records

Record	Overall	Home	Away	Neutral
ALL GAMES	8-4	7-1	0-0	1-3
CONFERENCE	0-0	0-0	0-0	0-0
NON-CONFERENCE	8-4	7-1	0-0	1-3

### Score by Periods

Team	1st	2nd	OT	TOT
Ole Miss	396	449	0	845
Opponents	335	426	0	761

### Team Box Score

No.	Player				Total		3-Point		F-Throw		Rebounds													
		GP-GS	MIN	AVG	FG-FGA	FG%	3FG-3FGA	3FG%	FT-FTA	FT%	OFF	DEF	TOT	AVG	PF	DQ	A	TO	BLK	STL	PTS	AVG		
24	JOINER, Jarkel	12-11	401:42	33.5	61-146	.418	22-62	.355	33-39	.846	5	37	42	3.5	18	0	36	12	0	15	177	14.8		
2	RUFFIN, Daeshun	4-0	69:04	17.3	17-42	.405	1-12	.083	17-24	.708	0	2	2	0.5	5	0	10	8	1	7	52	13.0		
3	BROOKS, Nysier	12-12	310:37	25.9	43-70	.614	0-1	.000	21-32	.656	31	62	93	7.8	35	1	9	16	11	10	107	8.9		
4	BRAKEFIELD, Jaemyn	12-8	287:07	23.9	39-87	.448	14-35	.400	14-19	.737	12	39	51	4.3	20	1	5	21	5	11	106	8.8		
15	RODRIGUEZ, Luis	12-12	297:51	24.8	32-84	.381	13-42	.310	11-20	.550	18	37	55	4.6	27	1	20	18	3	18	88	7.3		
11	MURRELL, Matthew	12-5	265:23	22.1	24-73	.329	13-42	.310	24-32	.750	4	25	29	2.4	18	0	18	12	2	7	85	7.1		
14	FAGAN, Tye	12-1	228:24	19.0	34-67	.507	6-21	.286	5-12	.417	11	40	51	4.3	13	0	26	15	2	5	79	6.6		
21	ALLEN, Robert	8-4	151:19	18.9	18-40	.450	1-7	.143	15-25	.600	19	24	43	5.4	14	0	6	8	7	5	52	6.5		
1	CROWLEY, Austin	12-7	204:06	17.0	23-64	.359	10-27	.370	2-2	1.000	0	24	24	2.0	14	0	37	14	3	10	58	4.8		
23	HUNTER, Sammy	12-0	122:38	10.2	13-32	.406	1-11	.091	1-1	1.000	5	5	10	0.8	14	0	1	2	2	3	28	2.3		
5	WHITE, James	6-0	27:45	4.6	4-11	.364	0-3	.000	0-0	.000	0	3	3	0.5	4	0	1	1	0	0	8	1.3		
0	VAN DER HEIJDEN, Eric	6-0	21:44	3.6	1-6	.167	0-2	.000	1-2	.500	0	2	2	0.3	6	0	1	3	1	1	3	0.5		
33	MCBRIDE, John	5-0	06:41	1.3	1-1	1.000	0-0	.000	0-0	.000	1	1	2	0.4	0	0	1	1	0	0	2	0.4		
10	SLATTEN, Grant	4-0	05:40	1.4	0-1	.000	0-1	.000	0-0	.000	0	1	1	0.3	0	0	0	1	0	1	0	0.0		
Team											20	21	41					6						
Total		12	2400		310-724	.428	81-266	.305	144-208	.692	126	323	449	37.4	188	3	171	138	37	93	845	70.4		
Opponents		12	2400		277-675	.410	71-243	.292	136-201	.677	109	325	434	36.2	196	3	169	182	40	68	761	63.4		

## HOME STATS

### Game Records

Record	Overall	Home	Away	Neutral
ALL GAMES	9-4	9-4	0-0	0-0
CONFERENCE	2-3	2-3	0-0	0-0
NON-CONFERENCE	7-1	7-1	0-0	0-0

### Score by Periods

Team	1st	2nd	OT	TOT
Ole Miss	439	493	0	932
Opponents	392	452	0	844

### Team Box Score

No.	Player				Total		3-Point		F-Throw		Rebounds												
		GP-GS	MIN	AVG	FG-FGA	FG%	3FG-3FGA	3FG%	FT-FTA	FT%	OFF	DEF	TOT	AVG	PF	DQ	A	TO	BLK	STL	PTS	AVG	
24	JOINER, Jarkel	9-7	268:06	29.8	43-97	.443	15-44	.341	24-26	.923	4	24	28	3.1	10	0	28	8	0	9	125	13.9	
2	RUFFIN, Daeshun	9-5	222:35	24.7	37-99	.374	7-38	.184	38-51	.745	2	8	10	1.1	18	0	29	20	1	20	119	13.2	
11	MURRELL, Matthew	13-8	357:01	27.5	46-109	.422	26-63	.413	30-37	.811	4	32	36	2.8	16	0	23	15	1	12	148	11.4	
3	BROOKS, Nysier	13-13	381:16	29.3	53-88	.602	0-1	.000	24-35	.686	51	64	115	8.8	34	0	10	22	19	9	130	10.0	
4	BRAKEFIELD, Jaemyn	13-9	331:13	25.5	41-88	.466	14-39	.359	10-14	.714	12	42	54	4.2	25	1	10	24	3	11	106	8.2	
15	RODRIGUEZ, Luis	13-11	334:19	25.7	34-91	.374	12-41	.293	12-22	.545	21	49	70	5.4	27	1	19	17	5	18	92	7.1	
14	FAGAN, Tye	13-3	246:07	18.9	32-66	.485	8-21	.381	12-15	.800	10	38	48	3.7	12	0	24	15	0	6	84	6.5	
21	ALLEN, Robert	5-4	98:37	19.7	11-27	.407	1-6	.167	9-15	.600	12	14	26	5.2	8	0	6	4	4	4	32	6.4	
1	CROWLEY, Austin	12-5	173:24	14.4	20-51	.392	9-25	.360	6-6	1.000	0	22	22	1.8	15	0	34	11	2	8	55	4.6	
23	HUNTER, Sammy	13-0	117:17	9.0	11-30	.367	1-11	.091	4-7	.571	5	2	7	0.5	13	0	2	4	2	4	27	2.1	
5	WHITE, James	6-0	28:44	4.8	4-11	.364	0-2	.000	0-0	.000	1	3	4	0.7	5	0	0	1	0	0	8	1.3	
10	SLATTEN, Grant	3-0	11:30	3.8	2-3	.667	0-1	.000	0-1	.000	0	1	1	0.3	1	0	1	3	0	1	4	1.3	
0	VAN DER HEIJDEN, Eric	6-0	24:56	4.2	1-5	.200	0-2	.000	0-0	.000	0	0	0	0.0	6	0	2	3	1	0	2	0.3	
33	MCBRIDE, John	3-0	04:54	1.6	0-0	.000	0-0	.000	0-0	.000	0	1	1	0.3	0	0	1	1	0	0	0	0.0	
Team											17	26	43					7					
Total		13	2600		335-765	.438	93-294	.316	169-229	.738	139	326	465	35.8	190	2	189	155	38	102	932	71.7	
Opponents		13	2600		316-732	.432	71-256	.277	141-201	.701	122	328	450	34.6	213	4	187	185	45	75	844	64.9	

## AWAY STATS

### Game Records

Record	Overall	Home	Away	Neutral
ALL GAMES	0-3	0-0	0-3	0-0
CONFERENCE	0-3	0-0	0-3	0-0
NON-CONFERENCE	0-0	0-0	0-0	0-0

### Score by Periods

Team	1st	2nd	OT	TOT
Ole Miss	91	71	9	171
Opponents	94	102	15	211

### Team Box Score

No. Player					Total		3-Point		F-Throw		Rebounds													
		GP-GS	MIN	AVG	FG-FGA	FG%	3FG-3FGA	3FG%	FT-FTA	FT%	OFF	DEF	TOT	AVG	PF	DQ	A	TO	BLK	STL	PTS	AVG		
11	MURRELL, Matthew	3-3	97:21	32.5	15-28	.536	8-15	.533	4-8	.500	1	8	9	3.0	6	0	4	6	0	2	42	14.0		
4	BRAKEFIELD, Jaemyn	3-3	101:42	33.9	10-18	.556	3-9	.333	7-9	.778	3	11	14	4.7	2	0	2	6	1	3	30	10.0		
3	BROOKS, Nysier	3-3	106:20	35.4	12-18	.667	0-1	.000	3-4	.750	2	16	18	6.0	4	0	5	6	5	6	27	9.0		
14	FAGAN, Tye	3-3	70:30	23.5	9-23	.391	5-12	.417	3-4	.750	1	4	5	1.7	1	0	3	9	0	1	26	8.7		
2	RUFFIN, Daeshun	3-3	86:03	28.7	8-27	.296	2-8	.250	4-4	1.000	1	2	3	1.0	6	0	13	10	0	9	22	7.3		
15	RODRIGUEZ, Luis	3-0	77:15	25.7	5-22	.227	3-11	.273	0-0	.000	5	10	15	5.0	9	1	7	6	0	6	13	4.3		
1	CROWLEY, Austin	3-0	54:19	18.1	3-8	.375	2-6	.333	0-0	.000	0	6	6	2.0	3	0	3	6	0	0	8	2.7		
23	HUNTER, Sammy	3-0	22:03	7.4	1-3	.333	1-2	.500	0-0	.000	2	4	6	2.0	5	0	0	2	0	0	3	1.0		
5	WHITE, James	2-0	09:27	4.7	0-2	.000	0-0	.000	0-0	.000	0	0	0	0.0	0	0	0	0	0	0	0	0.0		
Team											2	4	6					5						
Total		3	625		63-149	.423	24-64	.375	21-29	.724	17	65	82	27.3	36	1	37	56	6	27	171	57.0		
Opponents		3	625		83-169	.491	21-70	.300	24-32	.750	25	69	94	31.3	40	0	53	43	5	39	211	70.3		

IN WINS

Game Records

Record	Overall	Home	Away	Neutral
ALL GAMES	10-0	9-0	0-0	1-0
CONFERENCE	2-0	2-0	0-0	0-0
NON-CONFERENCE	8-0	7-0	0-0	1-0

Score by Periods

Team	1st	2nd	OT	TOT
Ole Miss	344	410	0	754
Opponents	271	332	0	603

Team Box Score

No.	Player				Total		3-Point		F-Throw		Rebounds													
		GP-GS	MIN	AVG	FG-FGA	FG%	3FG-3FGA	3FG%	FT-FTA	FT%	OFF	DEF	TOT	AVG	PF	DQ	A	TO	BLK	STL	PTS	AVG		
2	RUFFIN, Daeshun	5-2	107:54	21.6	22-50	.440	3-17	.176	26-34	.765	1	3	4	0.8	10	0	19	12	1	12	73	14.6		
24	JOINER, Jarkel	9-7	261:10	29.0	45-102	.441	13-40	.325	23-27	.852	4	26	30	3.3	11	0	28	8	0	11	126	14.0		
11	MURRELL, Matthew	10-5	257:55	25.8	36-73	.493	19-41	.463	26-33	.788	1	23	24	2.4	15	0	19	10	1	9	117	11.7		
3	BROOKS, Nysier	10-10	272:46	27.3	39-64	.609	0-1	.000	18-28	.643	33	57	90	9.0	28	0	6	15	16	8	96	9.6		
4	BRAKEFIELD, Jaemyn	10-6	242:36	24.3	33-65	.508	14-32	.438	13-18	.722	8	36	44	4.4	22	1	4	18	4	6	93	9.3		
15	RODRIGUEZ, Luis	10-8	235:42	23.6	25-61	.410	7-26	.269	12-22	.545	16	35	51	5.1	20	1	15	14	3	13	69	6.9		
21	ALLEN, Robert	6-4	112:29	18.7	12-29	.414	1-6	.167	11-19	.579	15	19	34	5.7	8	0	6	6	4	4	36	6.0		
14	FAGAN, Tye	10-3	197:55	19.8	24-49	.490	5-15	.333	4-9	.444	6	36	42	4.2	10	0	25	10	1	4	57	5.7		
1	CROWLEY, Austin	10-5	165:39	16.6	18-50	.360	8-25	.320	6-6	1.000	0	21	21	2.1	13	0	32	10	1	8	50	5.0		
23	HUNTER, Sammy	10-0	94:02	9.4	12-27	.444	1-10	.100	1-1	1.000	3	2	5	0.5	8	0	1	3	1	3	26	2.6		
5	WHITE, James	5-0	21:43	4.3	4-8	.500	0-1	.000	0-0	.000	0	3	3	0.6	4	0	0	1	0	0	8	1.6		
0	VAN DER HEIJDEN, Eric	5-0	20:34	4.1	1-5	.200	0-2	.000	1-2	.500	0	2	2	0.4	6	0	1	3	1	1	3	0.6		
33	MCBRIDE, John	4-0	05:18	1.3	0-0	.000	0-0	.000	0-0	.000	0	1	1	0.3	0	0	1	1	0	0	0	0.0		
10	SLATTEN, Grant	3-0	04:17	1.4	0-1	.000	0-1	.000	0-0	.000	0	1	1	0.3	0	0	0	1	0	0	0	0.0		
Team											12	18	30					6						
Total		10	2000		271-584	.464	71-217	.327	141-199	.709	99	283	382	38.2	155	2	157	118	33	79	754	75.4		
Opponents		10	2000		222-572	.388	43-199	.216	116-167	.695	97	249	346	34.6	175	3	132	154	24	55	603	60.3		

IN LOSSES

Game Records

Record	Overall	Home	Away	Neutral
ALL GAMES	0-10	0-4	0-3	0-3
CONFERENCE	0-6	0-3	0-3	0-0
NON-CONFERENCE	0-4	0-1	0-0	0-3

Score by Periods

Team	1st	2nd	OT	TOT
Ole Miss	305	279	9	593
Opponents	322	380	15	717

Team Box Score

No.	Player				Total		3-Point		F-Throw		Rebounds													
		GP-GS	MIN	AVG	FG-FGA	FG%	3FG-3FGA	3FG%	FT-FTA	FT%	OFF	DEF	TOT	AVG	PF	DQ	A	TO	BLK	STL	PTS	AVG		
24	JOINER, Jarkel	4-4	146:09	36.5	16-44	.364	9-22	.409	10-12	.833	1	11	12	3.0	7	0	8	4	0	4	51	12.8		
2	RUFFIN, Daeshun	7-6	200:44	28.7	23-76	.303	6-29	.207	16-21	.762	2	7	9	1.3	14	0	23	18	0	17	68	9.7		
3	BROOKS, Nysier	10-10	302:05	30.2	42-70	.600	0-1	.000	12-16	.750	26	42	68	6.8	21	1	12	21	8	11	96	9.6		
11	MURRELL, Matthew	10-8	287:21	28.7	31-84	.369	16-45	.356	16-23	.696	7	26	33	3.3	14	0	16	15	1	7	94	9.4		
14	FAGAN, Tye	10-3	211:20	21.1	32-70	.457	10-27	.370	13-16	.813	9	19	28	2.8	10	0	15	20	1	5	87	8.7		
21	ALLEN, Robert	2-0	38:50	19.4	6-11	.545	0-1	.000	4-6	.667	4	5	9	4.5	6	0	0	2	3	1	16	8.0		
4	BRAKEFIELD, Jaemyn	10-10	285:25	28.5	30-70	.429	7-24	.292	11-14	.786	10	29	39	3.9	10	0	10	19	3	10	78	7.8		
15	RODRIGUEZ, Luis	10-7	275:45	27.6	22-76	.289	13-41	.317	1-2	.500	14	33	47	4.7	25	1	17	13	2	16	58	5.8		
1	CROWLEY, Austin	9-2	133:27	14.8	10-30	.333	5-12	.417	0-0	.000	0	17	17	1.9	9	0	14	14	3	2	25	2.8		
10	SLATTEN, Grant	2-0	09:00	4.5	2-2	1.000	0-0	.000	0-1	.000	0	0	0	0.0	1	0	1	2	0	2	4	2.0		
33	MCBRIDE, John	1-0	01:23	1.4	1-1	1.000	0-0	.000	0-0	.000	1	0	1	1.0	0	0	0	0	0	0	2	2.0		
23	HUNTER, Sammy	10-0	96:40	9.7	4-19	.211	1-6	.167	3-6	.500	6	8	14	1.4	16	0	1	3	2	1	12	1.2		
5	WHITE, James	5-0	27:50	5.6	1-10	.100	0-3	.000	0-0	.000	1	1	2	0.4	3	0	1	0	0	0	2	0.4		
0	VAN DER HEIJDEN, Eric	3-0	09:00	3.0	0-1	.000	0-0	.000	0-0	.000	0	0	0	0.0	1	0	1	0	0	0	0	0.0		
Team											11	16	27					8						
Total		10	2025		220-564	.390	67-211	.318	86-117	.735	92	214	306	30.6	137	2	119	139	23	76	593	59.3		
Opponents		10	2025		272-549	.495	76-209	.364	97-135	.719	80	265	345	34.5	138	1	167	130	43	83	717	71.7		

### TEAM GAME-BY-GAME

				Total		3-Pointers		Free throws		Rebounds											
Opponent	Date	Score		FG-FGA	PCT	3FG-3FGA	PCT	FT-FTA	PCT	OFF	DEF	TOT	AVG	PF	A	TO	BLK	STL	PTS	AVG	
New Orleans	11/09/2021	82-61	W	34-64	.531	9-22	.409	5-9	.556	7	26	33	33.0	12	23	12	3	10	82	82.0	
Charleston So.	11/12/2021	93-68	W	38-75	.507	11-29	.379	6-7	.857	9	33	42	37.5	18	23	9	4	5	93	87.5	
vs Marquette	11/18/2021	72-78	L	29-62	.468	8-20	.400	6-15	.400	10	27	37	37.3	18	16	9	3	7	72	82.3	
vs Elon	11/19/2021	74-56	W	26-53	.491	4-13	.308	18-28	.643	8	34	42	38.5	20	14	13	3	5	74	80.3	
vs Boise St.	11/21/2021	50-60	L	21-57	.368	2-10	.200	6-6	1.000	7	25	32	37.2	19	9	14	5	9	50	74.2	
Mississippi Val.	11/26/2021	73-58	W	25-60	.417	6-20	.300	17-24	.708	17	26	43	38.2	11	11	9	1	8	73	74.0	
Rider	11/30/2021	75-51	W	26-66	.394	9-31	.290	14-23	.609	20	37	57	40.9	11	16	13	5	7	75	74.1	
Memphis	12/04/2021	67-63	W	18-51	.353	8-26	.308	23-29	.793	9	24	33	39.9	23	10	16	4	11	67	73.3	
vs Western Ky.	12/11/2021	48-71	L	17-62	.274	7-27	.259	7-9	.778	10	20	30	38.8	9	11	10	1	5	48	70.4	
Middle Tenn.	12/15/2021	62-52	W	22-60	.367	5-21	.238	13-20	.650	8	31	39	38.8	9	13	8	4	7	62	69.6	
Dayton	12/18/2021	76-68	W	28-50	.560	4-19	.211	16-21	.762	6	21	27	37.7	21	13	16	2	11	76	70.2	
Samford	12/21/2021	73-75	L	26-64	.406	8-28	.286	13-17	.765	15	19	34	37.4	17	12	9	2	8	73	70.4	
at Tennessee	01/05/2022	60-66	Lot	22-50	.440	11-22	.500	5-8	.625	5	28	33	37.1	13	14	27	1	12	60	69.6	
Mississippi St.	01/08/2022	82-72	W	29-57	.509	11-23	.478	13-18	.722	9	27	36	37.0	12	17	12	6	7	82	70.5	
at Texas A&M	01/11/2022	51-67	L	18-52	.346	5-22	.227	10-13	.769	9	19	28	36.4	10	9	13	2	10	51	69.2	
Auburn	01/15/2022	71-80	L	24-54	.444	8-22	.364	15-15	1.000	10	22	32	36.1	10	14	14	1	3	71	69.3	
Missouri	01/18/2022	53-78	L	21-61	.344	6-22	.273	5-13	.385	14	12	26	35.5	13	11	13	4	9	53	68.4	
at Mississippi St.	01/22/2022	60-78	L	23-47	.489	8-20	.400	6-8	.750	3	18	21	34.7	13	14	16	3	5	60	67.9	
Florida	01/24/2022	70-54	W	25-48	.521	4-13	.308	16-20	.800	6	24	30	34.5	18	17	10	1	8	70	68.0	
Arkansas	01/26/2022	55-64	L	19-55	.345	4-18	.222	13-13	1.000	9	24	33	34.4	15	9	14	1	8	55	67.4	
Total		1347		491-1148	.428	138-428	.322	227-316	.718	191	497	688	34.4	292	276	257	56	155	1347	67.4	
Opponents		1320		494-1121	.441	119-408	.292	213-302	.705	177	514	691	34.6	313	299	284	67	138	1320	66.0	

### Ole Miss Averages

Games Played	Points/game	FG Pct	3FG Pct	FT Pct	Rebounds/game	Assists/game	Turnovers/game	Assist/Turnover ratio	Steals/game	Blocks/game
20	67.4	42.8	32.2	71.8	34.4	13.8	12.9	1.1	7.8	2.8



## COMPARISON GAME-BY-GAME

Opponent	1st	2nd	Score	Mar	Total FG	FG Pct	3-Pointers	3FG Pct	Free Throws	FT Pct	Rebounds	Assist	T/Over	Block	Steal	Fouls
NEW ORLEANS	43/31	39/30	82-61	+21	34-64/24-54	.531/.444	9-22/5-15	.409/.333	5-9/8-10	.556/.800	33/30 +3	23/13	12/19	3/2	10/6	12/14
CHARLESTON SO.	37/24	56/44	93-68	+25	38-75/24-65	.507/.369	11-29/8-32	.379/.250	6-7/12-18	.857/.667	42/39 +3	23/12	9/14	4/1	5/6	18/10
Marquette	36/31	36/47	72-78	(6)	29-62/24-56	.468/.429	8-20/13-32	.400/.406	6-15/17-19	.400/.895	37/34 +3	16/16	9/10	3/5	7/3	18/17
Elon	37/21	37/35	74-56	+18	26-53/18-52	.491/.346	4-13/3-17	.308/.176	18-28/17-24	.643/.708	42/30 +12	14/9	13/17	3/2	5/5	20/24
Boise St.	27/21	23/39	50-60	(10)	21-57/23-53	.368/.434	2-10/4-14	.200/.286	6-6/10-21	1000/.476	32/41 (9)	9/12	14/17	5/2	9/9	19/10
MISSISSIPPI VAL.	33/38	40/20	73-58	+15	25-60/21-56	.417/.375	6-20/9-21	.300/.429	17-24/7-11	.708/.636	43/34 +9	11/15	9/12	1/3	8/1	11/18
RIDER	31/25	44/26	75-51	+24	26-66/19-63	.394/.302	9-31/2-13	.290/.154	14-23/11-16	.609/.688	57/36 +21	16/14	13/11	5/0	7/7	11/13
MEMPHIS	30/26	37/37	67-63	+4	18-51/19-49	.353/.388	8-26/2-11	.308/.182	23-29/23-37	.793/.622	33/39 (6)	10/15	16/20	4/3	11/6	23/22
Western Ky.	19/34	29/37	48-71	(23)	17-62/30-59	.274/.508	7-27/7-19	.259/.368	7-9/4-5	.778/.800	30/42 (12)	11/22	10/12	1/8	5/7	9/9
MIDDLE TENN.	27/24	35/28	62-52	+10	22-60/22-63	.367/.349	5-21/3-27	.238/.111	13-20/5-6	.650/.833	39/46 (7)	13/12	8/17	4/7	7/4	9/18
DAYTON	34/24	42/44	76-68	+8	28-50/26-52	.560/.500	4-19/4-18	.211/.222	16-21/12-18	.762/.667	27/27 -	13/17	16/19	2/3	11/8	21/21
SAMFORD	42/36	31/39	73-75	(2)	26-64/27-53	.406/.509	8-28/11-24	.286/.458	13-17/10-16	.765/.625	34/36 (2)	12/12	9/14	2/4	8/6	17/20
Tennessee	21/19	30/32	60-66	(6)	22-50/25-64	.440/.391	11-22/10-34	.500/.294	5-8/6-8	.625/.750	33/34 (1)	14/21	27/19	1/1	12/17	13/13
MISSISSIPPI ST.	50/36	32/36	82-72	+10	29-57/30-68	.509/.441	11-23/3-16	.478/.188	13-18/9-13	.722/.692	36/37 (1)	17/11	12/11	6/0	7/8	12/17
Texas A&M	29/33	22/34	51-67	(16)	18-52/29-52	.346/.558	5-22/5-18	.227/.278	10-13/4-7	.769/.571	28/31 (3)	9/15	13/13	2/1	10/9	10/14
AUBURN	44/38	27/42	71-80	(9)	24-54/29-58	.444/.500	8-22/8-25	.364/.320	15-15/14-16	1000/.875	32/27 +5	14/18	14/6	1/9	3/10	10/15
MISSOURI	23/38	30/40	53-78	(25)	21-61/32-51	.344/.627	6-22/4-7	.273/.571	5-13/10-14	.385/.714	26/40 (14)	11/18	13/14	4/5	9/3	13/13
Mississippi St.	41/42	19/36	60-78	(18)	23-47/29-53	.489/.547	8-20/6-18	.400/.333	6-8/14-17	.750/.824	21/29 (8)	14/17	16/11	3/3	5/13	13/13
FLORIDA	22/22	48/32	70-54	+16	25-48/19-50	.521/.380	4-13/4-29	.308/.138	16-20/12-14	.800/.857	30/28 +2	17/14	10/14	1/3	8/4	18/18
ARKANSAS	23/30	32/34	55-64	(9)	19-55/24-50	.345/.480	4-18/8-18	.222/.444	13-13/8-12	1000/.667	33/31 +2	9/16	14/14	1/5	8/6	15/14

Note: Game totals are displayed in the format TEAM/OPPONENT for each category

## SEASON/OLE MISS CAREER STATS (DOES NOT INCLUDE PREVIOUS SCHOOLS)

### Summary

Player	Season Statistics										Career Statistics									
	GP-GS	MIN/G	FG%	3FG%	FT%	R/G	A/G	STL	BLK	PTS/G	GP-GS	MIN/G	FG%	3FG%	FT%	R/G	A/G	STL	BLK	PTS/G
ALLEN, Robert	8-4	18.9	.450	.143	.600	5.4	0.8	5	7	6.5	36-12	16.7	.459	.158	.658	3.7	0.8	21	19	4.3
BRAKEFIELD, Jaemyn	20-16	26.4	.467	.375	.750	4.2	0.7	16	7	8.6	20-16	26.4	.467	.375	.750	4.2	0.7	16	7	8.6
BROOKS, Nysier	20-20	28.7	.604	.000	.682	7.9	0.9	19	24	9.6	20-20	28.7	.604	.000	.682	7.9	0.9	19	24	9.6
CROWLEY, Austin	19-7	15.7	.350	.351	1.000	2.0	2.4	10	4	3.9	78-10	14.8	.362	.292	.789	1.7	1.5	33	9	3.0
FAGAN, Tye	20-6	20.5	.471	.357	.680	3.5	2.0	9	2	7.2	20-6	20.5	.471	.357	.680	3.5	2.0	9	2	7.2
HUNTER, Sammy	20-0	9.5	.348	.125	.571	1.0	0.1	4	3	1.9	72-1	9.7	.409	.214	.660	1.3	0.3	13	12	2.4
JOINER, Jarkel	13-11	31.3	.418	.355	.846	3.2	2.8	15	0	13.6	41-35	30.9	.399	.300	.846	2.8	2.0	45	4	12.5
MCBRIDE, John	5-0	1.3	1.000	.000	.000	0.4	0.2	0	0	0.4	18-0	1.6	.200	.250	.500	0.4	0.1	0	1	0.3
MURRELL, Matthew	20-13	27.3	.427	.407	.750	2.9	1.8	16	2	10.6	48-16	21.4	.380	.367	.687	2.4	1.2	29	10	6.9
RODRIGUEZ, Luis	20-15	25.6	.343	.299	.542	4.9	1.6	29	5	6.4	78-48	19.4	.406	.295	.637	4.2	1.5	84	30	5.1
RUFFIN, Daeshun	12-8	25.7	.357	.196	.764	1.1	3.5	29	1	11.8	12-8	25.7	.357	.196	.764	1.1	3.5	29	1	11.8
SLATTEN, Grant	5-0	2.7	.667	.000	.000	0.2	0.2	2	0	0.8	5-0	2.7	.667	.000	.000	0.2	0.2	2	0	0.8
VAN DER HEIJDEN, Eric	8-0	3.7	.167	.000	.500	0.3	0.3	1	1	0.4	8-0	3.7	.167	.000	.500	0.3	0.3	1	1	0.4
WHITE, James	10-0	5.0	.278	.000	.000	0.5	0.1	0	0	1.0	10-0	5.0	.278	.000	.000	0.5	0.1	0	0	1.0

### Scoring

Player	Season Statistics								Career Statistics							
	FG-FGA	FG%	3FG-3FGA	3FG%	FT-FTA	FT%	PTS	PTS/G	FG-FGA	FG%	3FG-3FGA	3FG%	FT-FTA	FT%	PTS	PTS/G
ALLEN, Robert	18-40	.450	1-7	.143	15-25	.600	52	6.5	50-109	.459	3-19	.158	50-76	.658	153	4.3
BRAKEFIELD, Jaemyn	63-135	.467	21-56	.375	24-32	.750	171	8.6	63-135	.467	21-56	.375	24-32	.750	171	8.6
BROOKS, Nysier	81-134	.604	0-2	.000	30-44	.682	192	9.6	81-134	.604	0-2	.000	30-44	.682	192	9.6
CROWLEY, Austin	28-80	.350	13-37	.351	6-6	1.000	75	3.9	85-235	.362	31-106	.292	30-38	.789	231	3.0
FAGAN, Tye	56-119	.471	15-42	.357	17-25	.680	144	7.2	56-119	.471	15-42	.357	17-25	.680	144	7.2
HUNTER, Sammy	16-46	.348	2-16	.125	4-7	.571	38	1.9	65-159	.409	9-42	.214	33-50	.660	172	2.4
JOINER, Jarkel	61-146	.418	22-62	.355	33-39	.846	177	13.6	176-441	.399	45-150	.300	115-136	.846	512	12.5
MCBRIDE, John	1-1	1.000	0-0	.000	0-0	.000	2	0.4	2-10	.200	1-4	.250	1-2	.500	6	0.3
MURRELL, Matthew	67-157	.427	35-86	.407	42-56	.750	211	10.6	109-287	.380	54-147	.367	57-83	.687	329	6.9
RODRIGUEZ, Luis	47-137	.343	20-67	.299	13-24	.542	127	6.4	145-357	.406	41-139	.295	65-102	.637	396	5.1
RUFFIN, Daeshun	45-126	.357	9-46	.196	42-55	.764	141	11.8	45-126	.357	9-46	.196	42-55	.764	141	11.8
SLATTEN, Grant	2-3	.667	0-1	.000	0-1	.000	4	0.8	2-3	.667	0-1	.000	0-1	.000	4	0.8
VAN DER HEIJDEN, Eric	1-6	.167	0-2	.000	1-2	.500	3	0.4	1-6	.167	0-2	.000	1-2	.500	3	0.4
WHITE, James	5-18	.278	0-4	.000	0-0	.000	10	1.0	5-18	.278	0-4	.000	0-0	.000	10	1.0

### Totals

Player	Season Statistics								Career Statistics							
	O-REB	D-REB	TOTAL	PF	FO	A	TO	A/TO	O-REB	D-REB	TOTAL	PF	FO	A	TO	A/TO
ALLEN, Robert	19	24	43	14	0	6	8	0.8	65	68	133	53	0	29	36	0.8
BRAKEFIELD, Jaemyn	18	65	83	32	1	14	37	0.4	18	65	83	32	1	14	37	0.4
BROOKS, Nysier	59	99	158	49	1	18	36	0.5	59	99	158	49	1	18	36	0.5
CROWLEY, Austin	0	38	38	22	0	46	24	1.9	18	111	129	90	1	117	71	1.6
FAGAN, Tye	15	55	70	20	0	40	30	1.3	15	55	70	20	0	40	30	1.3
HUNTER, Sammy	9	10	19	24	0	2	6	0.3	37	54	91	98	0	22	33	0.7
JOINER, Jarkel	5	37	42	18	0	36	12	3.0	14	101	115	62	0	83	56	1.5
MCBRIDE, John	1	1	2	0	0	1	1	1.0	4	3	7	0	0	1	2	0.5
MURRELL, Matthew	8	49	57	29	0	35	25	1.4	24	89	113	58	0	57	64	0.9
RODRIGUEZ, Luis	30	68	98	45	2	32	27	1.2	97	230	327	148	7	115	80	1.4
RUFFIN, Daeshun	3	10	13	24	0	42	30	1.4	3	10	13	24	0	42	30	1.4
SLATTEN, Grant	0	1	1	1	0	1	3	0.3	0	1	1	1	0	1	3	0.3
VAN DER HEIJDEN, Eric	0	2	2	7	0	2	3	0.7	0	2	2	7	0	2	3	0.7
WHITE, James	1	4	5	7	0	1	1	1.0	1	4	5	7	0	1	1	1.0

### THE LAST TIME ...

#### AN OLE MISS TEAM...

Scored 100+ points at home ..... 105 vs. Oregon (Dec. 8, 2013)  
 Scored 100+ points on the road ..... 104 at Mississippi St. (4ot) (Jan. 24, 1990)  
 Scored 100+ points and lost ..... 105 vs. Oregon (Dec. 8, 2013)  
 Scored 110+ points ..... 111 vs. Mississippi Valley St. (Nov. 22, 2013)  
 Scored 50 points or less ..... 48 vs. Western Kentucky (Dec. 11, 2021)  
 Scored 40 points or less ..... 37 vs. Oklahoma St. (Nov. 29, 2019)  
 Scored 50 or less and won ..... 50-48 vs. SMU (Jan. 3, 2012)  
 Held opponent to 50 or less ..... 46 vs. Vanderbilt (March 6, 2021)  
 Won an overtime game ..... 86-84 at Auburn (Feb. 6, 2021)  
 Lost an overtime game ..... 66-60 at #18 Tennessee (Jan. 5, 2022)  
 Won a double overtime game ..... 90-87 vs. Texas Tech (Mar. 23, 2010)  
 Lost a double overtime game ..... 83-82 vs. #16 Auburn (Jan. 28, 2020)  
 Played a triple overtime game ..... Never Happened  
 Played a four-overtime game ..... 104-102 at Mississippi St. (Jan. 24, 1990)

Made 10+ three-point field goals ..... 11 vs. Mississippi St. (Jan. 8, 2022)  
 Made 12+ three-point field goals ..... 14 vs. Middle Tennessee (Dec. 14, 2019)  
 Made 15+ three-point field goals ..... 15 at Syracuse (March 18, 2017)  
 Allowed 10+ three-point field goals ..... 10, at #18 Tennessee (Jan. 5, 2022)  
 Had 15+ rebound margin ..... 21 vs. Rider (Nov. 30, 2021)  
 Had 20+ rebound margin ..... 21 vs. Rider (Nov. 30, 2021)  
 Had 25+ rebound margin ..... 24 vs. UT Martin (Dec. 22, 2020)  
 Had 50+ rebounds ..... 57 vs. Rider (Nov. 30, 2021)  
 Had 60+ rebounds ..... 64 vs. Troy (Nov. 27, 2007)  
 Had two players with 10+ rebounds ..... Nysier Brooks (15), Tye Fagan (10)

Had three players with 10+ rebounds ..... vs. Georgia (Jan. 9, 2016)  
 ..... Sebastian Saiz (10), Martavious Newby (10), and Rasheed Brooks (10)  
 Had two players with 20+ points ..... vs. Florida (January 24, 2022)  
 ..... Daeshun Ruffin (21), Matthew Murrell (20)

Had two players with a double-double ..... vs. Kentucky (March 2, 2021)  
 ..... KJ Buffen (16 points, 10 rebounds), Romello White (11 points, 10 rebounds)  
 Attempted 30+ free throws ..... 44 at South Carolina (Feb. 13, 2021)  
 Attempted 40+ free throws ..... 44 at South Carolina (Feb. 13, 2021)  
 Attempted 50+ free throws ..... 55 vs. Missouri (March 9, 2017)  
 Made 25+ free throws ..... 34 at South Carolina (Feb. 13, 2021)  
 Made 30+ free throws ..... 34 at South Carolina (Feb. 13, 2021)  
 Made 35+ free throws ..... 40 vs. Georgia Southern (Nov. 17, 2015)  
 Made 40+ free throws ..... 40 vs. Georgia Southern (Nov. 17, 2015)  
 Shot 100% from FT line (min. 10 att.) ..... 13-13 vs. Arkansas (Jan. 26, 2022)  
 Shot 100% from FT line (min. 20 att.) ..... 10-10 vs. Mississippi St. (Feb. 28, 1959)  
 Shot 90% or better from FT line ..... 100% (13-13) vs. Arkansas (Jan. 26, 2022)

Had 20+ assists ..... 23 vs. Charleston Southern (Nov. 12, 2021)  
 Had 20+ assists in two straight ..... vs. UNO (23) and Charleston So. (23), 2021-22  
 Had 25+ assists ..... 25 vs. UT Martin (Dec. 22, 2020)  
 Had 30+ assists ..... 32 vs. Centenary (Dec. 19, 2009)

Had 20+ turnovers ..... 27 at #18 Tennessee (Jan. 5, 2022)  
 Had 25+ turnovers ..... 27 at #18 Tennessee (Jan. 5, 2022)  
 Forced 20+ turnovers ..... 20 vs. UT Martin (Dec. 22, 2020)  
 Forced 25+ turnovers ..... 26 vs. Jackson St. (Dec. 10, 2020)  
 Forced 30+ turnovers ..... 31 vs. Louisiana-Monroe (Nov. 24, 2007)

Had 10+ steals ..... 10 at Texas A&M (Jan. 11, 2022)  
 Had 15+ steals ..... 15 vs. Western Michigan (Nov. 10, 2018)  
 Had 20+ steals ..... 20 vs. Lipscomb (Nov. 23, 2012)

Blocked 5+ shots ..... 6 vs. Mississippi State (Jan. 8, 2022)  
 Blocked 10+ shots ..... 10 vs. Texas A&M-Corpus Christi (Dec. 19, 2017)  
 Blocked 12+ shots ..... 13 vs. Bradley (Dec. 19, 2016)

Beat a ranked team ..... 67-63 vs. #18 Memphis (Dec. 4, 2021)  
 Beat a ranked team at home ..... 67-63 vs. #18 Memphis (Dec. 4, 2021)  
 Beat a ranked team on the road ..... 60-53 vs. #24 Missouri (Feb. 23, 2021)  
 Beat a ranked team on a neutral floor ..... 75-68 vs. #23 Creighton (Nov. 28, 2014)

Kept every opposing player out of double figures ..... vs. UT Martin (Dec. 22, 2020)  
 Had all five starters score in double figures ..... at Middle Tennessee (Dec. 16, 2020)  
 Had five players score in double figures ..... vs. New Orleans (Nov. 9, 2021)  
 Had six players score in double figures ..... at Auburn (Jan. 7, 2017)  
 Had no players score in double figures ..... vs. Oklahoma State (Nov. 29, 2019)

Overcame a 5-point+ halftime deficit to win ..... 5 vs. MVSU (Nov. 26, 2021)  
 Overcame a 5-point+ halftime deficit on road to win ..... 6 at Auburn (Feb. 6, 2021)  
 Overcame a 10-point+ halftime deficit to win ..... 16 vs. Penn State (Nov. 27, 2019)  
 Overcame a 20-point+ halftime deficit to win ..... 20 vs. Auburn (Feb. 11, 2017)  
 Overcame a 10-point+ second half deficit to win ..... 14 at Auburn (Feb. 6, 2021)  
 Overcame a 15-point+ second half deficit to win ..... 21 vs. Penn State (Nov. 27, 2019)  
 Overcame a 20-point+ second half deficit to win ..... 21 vs. Penn State (Nov. 27, 2019)

Went on a 20-0 run ..... 20 vs. Jackson St. (Dec. 10, 2020)  
 Went on a 25-0 run ..... 28 vs. Chattanooga (Dec. 16, 2018)

#### AN OLE MISS PLAYER...

Scored 20+ points ..... 21, Daeshun Ruffin, 20, Matthew Murrell vs. Florida (Jan. 24, 2022)  
 Scored 30+ points ..... 31, Matthew Murrell vs. Mississippi St. (Jan. 8, 2022)  
 Scored 35+ points ..... 40, Breein Tyree vs. Mississippi St. (Feb. 11, 2020)  
 Scored 40+ points ..... 40, Breein Tyree vs. Mississippi St. (Feb. 11, 2020)  
 Scored 50+ points ..... 53, Gerald Glass vs. LSU (Mar. 4, 1989)

Scored 20+ points in 5 straight games ..... Breein Tyree (Jan. 26-Feb. 14, 2019)  
 Scored 20+ points in 10 straight ..... Stefan Moody (Nov. 25, 2015-Jan. 28, 2016)  
 Scored 20+ points in 14 straight ..... Stefan Moody (Nov. 25, 2015-Jan. 28, 2016)  
 Scored 20+ points in 18 straight ..... Joe Gibbon (Dec. 10, 1956-Feb. 28, 1957)  
 Scored 20+ points in 22 straight ..... Johnny Neumann (Dec. 1, 1970-Feb. 22, 1971)

Made 5+ 3-pointers ..... 5, Matthew Murrell vs. Mississippi St. (Jan. 8, 2022)  
 Made 7+ 3-pointers ..... 8, Breein Tyree vs. Middle Tennessee (Dec. 14, 2019)  
 Made 8+ 3-pointers ..... 8, Breein Tyree vs. Middle Tennessee (Dec. 14, 2019)  
 Made 9+ 3-pointers ..... 9, Deandre Burnett vs. Oral Roberts (Nov. 18, 2016)  
 Made 10+ 3-pointers ..... 10, Marshall Henderson vs. Oregon (Dec. 8, 2013)  
 Attempted 10+ 3-pointers ..... 11, Tye Fagan vs. Tennessee (Jan. 5, 2022)  
 Attempted 15+ 3-pointers ..... 17, Stefan Moody vs. Alabama (March 10, 2016)

Had a double-double ..... Nysier Brooks (15 points, 16 rebounds)  
 ..... vs. Mississippi St. (Jan. 8, 2022)  
 Had a double-double in 2 straight games ..... Sebastian Saiz (3/4/17-3/9/17)  
 Had a double-double in 3 straight games ..... Sebastian Saiz (1/28/17-2/4/17)  
 Had a double-double in 4 straight games ..... Sebastian Saiz (1/28/17-2/8/17)  
 Had a double-double in 5 straight games ..... Sebastian Saiz (12/15/16-1/3/17)  
 Had a double-double in 6 straight games ..... Sebastian Saiz (12/15/16-1/7/17)  
 Had a double-double in 7 straight games ..... Rahim Lockhart (11/19/99-12/4/99)  
 Had 5+ double-doubles in a season ..... 5, Terence Davis, - 2016-17 season  
 ..... 23, Sebastian Saiz - 2016-17 season  
 Had 10+ double-doubles in a season ..... 23, Sebastian Saiz - 2016-17 season  
 Had 18+ double-doubles in a season ..... 23, Sebastian Saiz - 2016-17 season  
 Had 20+ double-doubles in a season ..... 23, Sebastian Saiz - 2016-17 season

Had 20+ points and 15+ rebounds ..... Sebastian Saiz, 21 pts/15 rebs  
 ..... vs. South Carolina (March 4, 2017)  
 Had 20+ points and 20+ rebounds ..... Walter Actwood, 22 pts/22 rebs  
 ..... vs. ISU-Evansville (Dec. 1, 1975)  
 Had 30+ points and 10+ rebounds ..... Romello White (30 points, 10 rebounds)  
 ..... at Auburn (Feb. 6, 2021)

Had 15+ rebounds ..... 16, Nysier Brooks vs. Mississippi St. (Jan. 8, 2022)  
 Had 20+ rebounds ..... 20, Murphy Holloway vs. Auburn (Feb. 24, 2010)  
 Had 10+ offensive rebounds ..... 10, Dwayne Curtis vs. Auburn (Feb. 25, 2006)  
 Had 10+ defensive rebounds ..... 10, Nysier Brooks vs. Rider (Nov. 30, 2021)

Had 10+ assists ..... 10, Devontae Shuler vs. Auburn (Jan. 6, 2021)  
 Had 15+ assists ..... 15, Sean Tuohy vs. Auburn (Jan. 26, 1980)  
 Had 9+ assists and 0 turnovers ..... 9, Cullen Neal vs. South Alabama (Dec. 22, 2016)  
 Had 8+ assists and 0 turnovers ..... 8, Deandre Burnett at Texas A&M (Jan. 16, 2018)

Had 5+ blocks ..... 5, Nysier Brooks vs. Mississippi St. (Jan. 8, 2022)  
 Had 8+ blocks ..... 8, Reginald Buckner at Arkansas (Feb. 5, 2011)

Had 5+ steals ..... 5, Daeshun Ruffin vs. #18 Tennessee (Jan. 5, 2022)  
 Had 7+ steals ..... 7, Terence Davis vs. Texas A&M (Feb. 6, 2019)  
 Had 8+ steals ..... 8, Gerald Glass vs. Christian Bros. (Nov. 25, 1988)

Made 10+ free throws ..... 13, Devontae Shuler at South Carolina (Feb. 13, 2021)  
 Made 15+ free throws ..... 15, Stefan Moody vs. Mississippi St. (March 3, 2016)  
 Attempted 10+ free throws ..... 10, Daeshun Ruffin vs. Florida (Jan. 24, 2022)  
 Attempted 15+ free throws ..... 16, Devontae Shuler at South Carolina (Feb. 13, 2021)  
 Attempted 20+ free throws ..... 20, Ansu Sesay vs. Arkansas (Feb. 18, 1995)  
 Shot 100% from the line (min. 10) ..... 12-12, Breein Tyree vs. Alabama (Feb. 22, 2020)

Shot 100% from the floor (min. 5) ..... Nysier Brooks, 5-5  
 ..... at Mississippi State (Jan. 22, 2022)  
 Shot 90% from the floor (min. 10) ..... Matthew Murrell, 10-11  
 ..... vs. Mississippi St. (Jan. 8, 2022)

Played 40+ minutes ..... 40, Jarkel Joiner vs. Louisiana Tech (March 19, 2021)

Played 45+ minutes ..... 49, Blake Hinson vs. #16 Auburn (Jan. 28, 2020)  
 ..... 48, Devontae Shuler vs. #16 Auburn (Jan. 28, 2020)

Fouled out ..... Luis Rodriguez vs. #18 Tennessee (Jan. 5, 2022)

### GAME HIGHS/LOWS

#### OLE MISS SEASON HIGHS

Category	Stat	Game
Points	93.....	vs. Charleston Southern (11-12-21)
Field Goals Made	38.....	vs. Charleston Southern (11-12-21)
Field Goal Attempts	75.....	vs. Charleston Southern (11-12-21)
Field Goal Percentage	.560 (28-50).....	vs. Dayton (12-18-21)
3 Pt Field Goals Made	11.....	3x, last vs. Mississippi State (01-08-22)
3 Pt Fg Attempts	31.....	vs. Rider (11-30-21)
3 Pt Fg Percentage	.500 (11-22).....	at Tennessee (01-05-22)
Free Throws Made	23.....	vs. Memphis (12-04-21)
Free Throw Attempts	29.....	vs. Memphis (12-04-21)
Free Throw Percentage	1.000 (15-15).....	vs. Auburn (01-15-22)
Rebounds	57.....	vs. Rider (11-30-21)
Assists	23.....	2x, last vs. Charleston Southern (11-12-21)
Steals	12.....	at Tennessee (01-05-22)
Blocked Shots	6.....	last vs. Mississippi State (01-08-22)
Turnovers	27.....	at Tennessee (01-05-22)
Fouls	23.....	vs. Memphis (12-04-21)

#### OLE MISS SEASON LOWS

Category	Stat	Game
Points	48.....	vs. Western Kentucky (12-11-21)
Field Goals Made	17.....	vs. Western Kentucky (12-11-21)
Field Goal Attempts	47.....	at Mississippi State (01-22-22)
Field Goal Percentage	.274 (17-62).....	vs. Western Kentucky (12-11-21)
3 Pt Field Goals Made	2.....	vs. Boise State (11-21-21)
3 Pt Fg Attempts	10.....	vs. Boise State (11-21-21)
3 Pt Fg Percentage	.200 (2-10).....	vs. Boise State (11-21-21)
Free Throws Made	5.....	3x, last vs. Missouri (01-18-22)
Free Throw Attempts	6.....	vs. Boise State (11-21-21)
Free Throw Percentage	.385 (5-13).....	vs. Missouri (01-18-22)
Rebounds	21.....	at Mississippi State (01-22-22)
Assists	9.....	3x, last vs. Arkansas (01-26-22)
Steals	3.....	vs. Auburn (01-15-22)
Blocked Shots	1.....	6x, last vs. Arkansas (01-26-22)
Turnovers	8.....	vs. Middle Tennessee (12-15-21)
Fouls	9.....	2x, last vs. Middle Tennessee (12-15-21)

#### OPPONENT SEASON HIGHS

Category	Stat	Game
Points	80.....	vs. Auburn (01-15-22)
Field Goals Made	32.....	vs. Missouri (01-18-22)
Field Goal Attempts	68.....	vs. Mississippi State (01-08-22)
Field Goal Percentage	.627 (32-51).....	vs. Missouri (01-18-22)
3 Pt Field Goals Made	13.....	vs. Marquette (11-18-21)
3 Pt Fg Attempts	34.....	at Tennessee (01-05-22)
3 Pt Fg Percentage	.571 (4-7).....	vs. Missouri (01-18-22)
Free Throws Made	23.....	vs. Memphis (12-04-21)
Free Throw Attempts	37.....	vs. Memphis (12-04-21)
Free Throw Percentage	.895 (17-19).....	vs. Marquette (11-18-21)
Rebounds	46.....	vs. Middle Tennessee (12-15-21)
Assists	22.....	vs. Western Kentucky (12-11-21)
Steals	17.....	at Tennessee (01-05-22)
Blocked Shots	9.....	vs. Auburn (01-15-22)
Turnovers	20.....	vs. Memphis (12-04-21)
Fouls	24.....	vs. Elon (11-19-21)

#### OPPONENT SEASON LOWS

Category	Stat	Game
Points	51.....	vs. Rider (11-30-21)
Field Goals Made	18.....	vs. Elon (11-19-21)
Field Goal Attempts	49.....	vs. Memphis (12-04-21)
Field Goal Percentage	.302 (19-63).....	vs. Rider (11-30-21)
3 Pt Field Goals Made	2.....	2x, last vs. Memphis (12-04-21)
3 Pt Fg Attempts	7.....	vs. Missouri (01-18-22)
3 Pt Fg Percentage	.111 (3-27).....	vs. Middle Tennessee (12-15-21)
Free Throws Made	4.....	2x, last at Texas A&M (01-11-22)
Free Throw Attempts	5.....	vs. Western Kentucky (12-11-21)
Free Throw Percentage	.286 (4-14).....	vs. Boise State (11-21-21)
Rebounds	27.....	2x, last vs. Auburn (01-15-22)
Assists	12.....	2x, last vs. Boise State (11-21-21)
Steals	1.....	vs. MVSU (11-26-21)
Blocked Shots	0.....	2x, last vs. Mississippi State (01-08-22)
Turnovers	6.....	vs. Auburn (01-15-22)
Fouls	9.....	vs. Western Kentucky (12-11-21)

#### OLE MISS INDIVIDUAL HIGHS

Category	Stat	Game
Points	31.....	Matthew Murrell vs. Mississippi State (01-08-22)
Field Goals Made	10.....	Matthew Murrell vs. Mississippi State (01-08-22)
Field Goal Att.	18.....	Daeshun Ruffin vs. Samford (12-21-21)
Fg Pct (Min 5 Made)	1.000 (5-5).....	Nysier Brooks at Mississippi St. (01-22-22)
3-Point Fg Made	5.....	2x, last Matt Murrell vs. Mississippi St. (01-08-22)
3-Point Fg Att.	9.....	2x, last Matthew Murrell vs. Memphis (12-04-21)
3-Pt Fg Pct (2 Made)	1.000 (5-5).....	Matthew Murrell vs. Mississippi St. (01-08-22)
Free Throws Made	9.....	3x, last Daeshun Ruffin vs. Florida (01-24-22)
Free Throw Att.	12.....	Daeshun Ruffin vs. Dayton (12-18-21)
Rebounds	16.....	Nysier Brooks vs. Mississippi State (01-08-22)
Assists	9.....	Austin Crowley vs. Charleston Southern (11-12-21)
Steals	5.....	2x, last Daeshun Ruffin at Tennessee (01-05-22)
Blocked Shots	5.....	Nysier Brooks vs. Mississippi State (01-08-22)
Turnovers	5... 4x, last	Daeshun Ruffin at Mississippi St. (01-22-22)
Minutes	38.....	Jarkel Joiner vs. Marquette (11-18-21)

#### OPPONENT INDIVIDUAL HIGHS

Category	Stat	Game
Points	27.....	Robert Carpenter vs. MVSU (11-26-21)
Field Goals Made	10.....	3x, last JD Notae vs. Arkansas (01-26-22)
Field Goal Att.	23.....	JD Notae vs. Arkansas (01-26-22)
Fg Pct (Min 5 Made)	1.000 (10-10).....	Amari Davis vs. Missouri (01-18-22)
3-Point Fg Made	5.....	3x, last Robert Carpenter vs. MVSU (11-26-21)
3-Point Fg Att.	11.....	D. Buskey vs. Charleston Southern (11-12-21)
3-Pt Fg Pct (2 Made)	1.000 (3-3).....	Josh Anderson vs. WKU (12-11-21)
Free Throws Made	9.....	Darryl Morsell vs. Marquette (11-18-21)
Free Throw Att.	10.....	2x, last Mladen Armus vs. Boise State (11-21-21)
Rebounds	13.....	2x, last Jarron Coleman vs. Missouri (01-18-22)
Assists	11.....	2x, last Malachi Smith vs. Dayton (12-18-21)
Steals	5.....	Zakai Zeigler at Tennessee (01-05-22)
Blocked Shots	7.....	Walker Kessler vs. Auburn (01-15-22)
Turnovers	8.....	Toumani Camara vs. Dayton (12-18-21)



### GAME 1 • vs. NEW ORLEANS (W, 82-61)



Official Basketball Box Score - Final  
**New Orleans at Ole Miss**  
 11/09/21 The Sandy and John Black Pavilion at Ole Miss, Oxford, Miss.  
 2021-22 Ole Miss Men's Basketball

Game Time: 6:30 PM  
 Game Duration: 1:56  
 Attendance: 5,409

Officials: Don Daily, Patrick Evans, Jason Baker

New Orleans - 61

		Record: 0-1														
NO. Name	Min	FG	3P	FT	Rebounds	Fouls	TP	AS	TO	ST	Blocks	BS	BA	+	-	
1 Robby Robinson	F 27:31	0-1	0-0	2-2	0	5	1	1	2	0	2	0	0	0	-13	
5 Tyson Jackson	F 24:04	3-7	0-0	0-0	0	7	7	3	2	6	1	0	0	0	-12	
10 Derek St. Hilaire	G 27:20	9-15	3-6	0-0	1	1	2	2	21	2	7	2	0	0	-18	
24 Rodney Carson Jr.	G 17:21	0-5	0-2	0-0	0	0	0	1	0	0	3	1	0	0	-17	
34 De'Sean Allen-Elkins	G 23:44	2-8	0-1	0-0	2	3	5	2	4	2	1	0	0	0	-30	
11 Simeon Kirkland	17:50	2-3	0-0	2-2	0	1	1	0	2	6	0	1	0	0	-10	
2 Kmani Doughty	16:32	3-4	1-1	2-2	1	1	2	2	1	9	2	3	3	0	0	5
13 Jamond Vincent	13:25	2-5	0-0	0-0	0	4	4	0	1	4	0	2	0	0	0	-1
33 D'Ante Bell	07:37	1-1	0-0	0-0	0	1	1	2	0	2	0	0	1	0	0	-8
9 Daniel Sackey	18:50	2-5	1-1	2-2	0	2	2	1	2	7	2	1	0	0	1	-6
12 Norris Williams	02:48	0-0	0-0	0-0	0	0	0	0	0	0	0	0	0	0	0	2
22 Darius Washington	02:58	0-0	0-0	0-2	0	0	0	0	1	0	1	0	0	0	0	1
Team					1	0	1									
Totals		24-54	5-15	8-10	5	25	30	14	12	81	13	19	6	2	3	-21

Technical Fouls: NONE

Ole Miss - 82

		Record: 1-0														
NO. Name	Min	FG	3P	FT	Rebounds	Fouls	TP	AS	TO	ST	Blocks	BS	BA	+	-	
21 Robert Allen	F 20:32	1-6	0-1	1-2	4	1	5	1	1	3	2	0	0	1	1	25
3 Nysier Brooks	C 23:26	5-7	0-0	1-2	0	4	4	2	1	11	1	0	0	0	0	21
1 Austin Crowley	G 19:20	5-6	3-4	0-0	0	4	4	1	2	13	4	1	3	0	0	16
15 Luis Rodriguez	G 21:22	4-8	0-1	1-2	1	3	4	1	2	9	4	1	3	0	0	25
24 Jarkel Joiner	G 27:33	5-9	2-4	0-0	0	3	3	0	12	2	0	0	0	0	0	26
4 Jaemyn Brakelield	16:57	4-7	1-3	1-2	0	3	3	1	10	2	0	0	0	1	1	6
14 Tye Fagan	16:27	4-5	2-2	0-0	0	0	0	2	10	2	2	1	0	0	0	-8
23 Sammy Hunter	11:20	2-3	0-0	1-1	0	0	0	1	3	5	0	1	0	0	0	-3
2 Daeshun Ruffin	15:04	2-6	0-3	0-0	0	2	2	1	4	4	2	2	2	0	0	1
11 Matthew Murrell	14:49	2-5	1-3	0-0	0	2	2	1	2	5	2	0	1	0	0	1
0 Eric Van Der Heijden	06:13	0-1	0-1	0-0	0	0	0	0	3	0	0	1	1	0	0	0
5 James White	03:53	0-1	0-0	0-0	0	1	1	0	0	0	0	0	0	0	0	-1
10 Grant Slatten	01:32	0-0	0-0	0-0	0	1	1	0	0	0	0	1	0	0	0	3
33 John McBride	01:32	0-0	0-0	0-0	0	0	0	0	0	0	1	0	0	0	0	3
Team					2	4	4									
Totals		34-64	9-22	5-9	7	26	33	12	14	82	23	12	10	3	2	21

Technical Fouls: NONE

	UNO		OM		Points from			Period by Period Scoring			
Biggest lead	6	(1 <sup>st</sup> 11:00)	25	(2 <sup>nd</sup> 7:58)	Turnovers	6	17	UNO	1st	2nd	TOT
Best Scoring Run	11	(1 <sup>st</sup> 11:00)	14	(1 <sup>st</sup> 5:40)	Paint	30	40		OM	31	30
Lead Changes	3				Second Chance	5	5	OM	43	39	82
Times Tied	4				Fast Breaks	12	16				
Time with Lead	06:18	31:02			Bench	28	34				

### GAME 2 • vs. CHARLESTON SOUTHERN (W, 93-68)



Official Basketball Box Score - Final  
**Charleston Southern at Ole Miss**  
 11/10/21 The Sandy and John Black Pavilion at Ole Miss, Oxford, Miss.  
 2021-22 Ole Miss Men's Basketball

Game Time: 6:00 PM  
 Game Duration: 1:48  
 Attendance: 5,825

Officials: Claude Poole, Brian Sherry, Garrick Shannon

Charleston Southern - 68

		Record: 1-1														
NO. Name	Min	FG	3P	FT	Rebounds	Fouls	TP	AS	TO	ST	Blocks	BS	BA	+	-	
23 Sean Price	F 30:39	4-5	0-1	2-4	3	7	10	2	4	10	2	5	3	0	0	-13
4 Cheikh Faye	F 24:40	1-7	1-6	0-0	2	4	6	0	0	3	2	1	0	0	0	-12
22 Sadarius Bowser	C 20:19	2-2	0-0	1-2	1	2	3	2	2	5	0	0	0	1	0	-12
4 Deontaye Buskey	G 30:29	6-18	5-11	0-0	0	7	7	1	12	17	1	1	0	0	1	-16
13 Tahik Chavez	G 25:44	4-12	2-8	0-0	0	2	2	0	2	10	0	0	1	0	1	-25
14 Taje Kelly	19:41	2-3	0-0	3-5	1	2	3	3	3	7	0	1	1	0	0	-13
11 Ja'Quavian Florence	04:13	0-0	0-0	0-0	0	0	0	0	0	0	0	0	0	0	0	-17
12 Claudell Harris Jr.	14:39	2-7	0-4	0-0	0	1	1	1	0	4	2	3	0	0	0	-4
1 Kaito Clinton	15:20	3-8	0-1	6-7	2	4	1	4	1	12	1	0	1	0	1	-13
2 Emlorie Knox	14:16	0-3	0-1	0-0	1	1	2	0	1	0	4	2	0	0	1	0
Team					0	1	1									
Totals		24-65	9-32	12-18	10	29	39	10	18	68	12	14	6	1	4	-25

Technical Fouls: NONE

Ole Miss - 93

		Record: 2-0														
NO. Name	Min	FG	3P	FT	Rebounds	Fouls	TP	AS	TO	ST	Blocks	BS	BA	+	-	
4 Jaemyn Brakelield	F 25:12	4-9	0-3	0-1	3	5	8	3	4	8	0	3	0	2	0	6
3 Nysier Brooks	C 18:11	1-2	0-0	0-0	1	6	7	4	0	2	0	0	0	0	0	21
1 Austin Crowley	G 24:59	4-8	3-7	0-0	0	1	1	1	4	10	9	1	2	1	0	22
15 Luis Rodriguez	G 20:33	5-11	1-4	1-1	1	5	6	3	1	12	2	2	2	0	0	18
24 Jarkel Joiner	G 27:59	9-14	4-7	2-2	0	3	3	1	1	24	7	0	0	0	0	21
21 Robert Allen	15:52	1-3	0-0	1-1	2	2	4	1	1	3	1	0	1	1	0	8
11 Matthew Murrell	24:03	4-8	1-2	2-2	1	2	3	2	2	11	1	1	0	0	0	21
23 Sammy Hunter	10:07	3-5	0-2	0-0	1	0	1	1	0	6	0	0	0	0	0	6
14 Tye Fagan	17:30	3-7	2-3	0-0	0	3	3	2	0	8	3	0	0	0	1	6
0 Eric Van Der Heijden	05:28	1-3	0-0	0-0	0	0	0	0	1	2	0	1	0	0	0	-5
5 James White	07:43	3-5	0-1	0-0	0	1	1	0	0	6	0	0	0	0	0	1
33 John McBride	02:23	0-0	0-0	0-0	0	0	0	0	0	0	0	1	0	0	0	-2
Team					0	5	5			0	0	0	0			
Totals		38-75	11-29	6-7	9	33	42	18	10	93	23	9	5	4	1	25

Technical Fouls: NONE

	CSU		OM		Points from		Turnovers		Period by Period Scoring			
Biggest lead	3	(1 <sup>st</sup> 16:51)	30	(2 <sup>nd</sup> 2:40)	Turnovers	4	15	CSU	1st	2nd	TOT	
Best Scoring Run	7	(2 <sup>nd</sup> 1:25)	11	(1 <sup>st</sup> 12:35)	Paint	24	40		24	44	68	
Lead Changes					Second Chance	12	9	OM	37	56	93	
Times Tied	3				Fast Breaks	4	25					
Time with Lead	02:47	34:51			Bench	23	36					

### GAME 3 • vs. MARQUETTE (L, 78-72)



Official Basketball Box Score - Final  
**Marquette at Ole Miss**  
 11/18/21 TD Arena, Charleston, SC  
 Marquette vs. Ole Miss

Game Time: 7:00 PM  
 Game Duration: 1:58

Officials: Ray Hall, Kipp Kissinger, John Gaffney

Marquette - 78

NO. Name	Min	FG	3P	FT	Rebounds	Fouls	TP	AS	TO	ST	Blocks	BS	BA	+	-
10 Justin Lewis	F 33:26	6-13	5-8	4-4	1 8 9	2 3	21	0	1	1	0	0	0	1	2
12 Olivier-Maxence Prosper	F 17:02	0-2	0-1	0-0	1 4 5	1 1	0	0	1	0	1	0	0	2	0
35 Kur Kuath	F 29:08	3-5	0-0	0-0	1 2 3	4 0	6	1	0	0	4	0	0	0	-2
22 Tyler Kolek	G 35:00	1-5	1-4	0-0	0 5 5	0 1	3	6	2	0	0	0	0	7	0
23 Darryl Morsell	G 34:40	5-10	3-5	9-10	1 2 3	3 7	22	3	3	0	2	5	0	1	4
1 Kani Jones	24:38	6-14	2-9	4-5	0 1 1	2 5	18	3	0	0	0	1	4	0	2
4 Stevie Mitchell	12:32	1-2	0-1	0-0	0 1 1	1 0	2	1	1	0	0	0	0	3	0
13 Osol Igboadoro	05:35	0-1	0-0	0-0	1 1 2	3 0	2	1	0	0	0	0	0	3	0
23 David Jodan	07:59	2-4	2-4	0-0	0 1 1	1 6	0	1	1	0	0	0	0	-1	0
Team					1 3 4	0	0	0	0	0	0	0	0	0	0
Totals		24-56	13-32	17-19	6 28 34	17 18	78	16	10	3	5	3	6	6	0

### GAME 5 • vs. BOISE STATE (L, 60-50)



Official Basketball Box Score - Final

Boise St. at Ole Miss

11/20/21 TD Arena, Charleston, SC  
Boise State vs. Ole Miss

Officials: John Higgins, Terry Oglesby, John Hampton

Game Time: 1:00 PM

Game Duration: 1:49

Attendance: 2,407

Boise St. - 60

Record: 3-2

NO. Name	Min	FG	3P	FT	Rebounds	Fouls	TP	AS	TO	ST	Blocks	+/-
		M	A	M	OR	TR	FT	TP	AS	TO	ST	B
24 Abu Kigab	F 33:30	5-9	1-1	1-4	1	8	5	12	2	2	1	1
33 Mladen Armus	F 27:32	9-9	0-0	5-10	3	10	13	2	6	11	2	3
10 Marcus Shaver Jr.	G 38:10	6-13	1-4	0-0	1	3	4	2	2	13	2	2
11 Devonnair Douthett	G 26:27	4-10	0-3	0-0	1	4	5	1	0	8	2	5
14 Emmanuel Akot	G 33:58	2-4	1-2	2-3	0	1	1	0	4	7	2	2
13 Pavle Kuzmanovic	05:04	0-1	0-0	0-0	0	0	0	0	0	0	1	0
12 Max Rice	01:50	0-0	0-0	0-0	0	0	0	1	0	0	0	0
25 Lukas Milner	02:19	0-0	0-0	0-0	0	0	0	0	0	0	0	0
23 Naje Smith	21:01	0-2	0-1	1-2	4	1	5	2	1	1	1	0
2 Tyson Degenhart	10:09	3-5	1-3	1-2	0	2	2	1	1	8	1	0
Team					2	1	3			0		2
Totals		23-53	4-14	10-21	12	29	41	10	19	60	12	17

Technical Fouls: NONE

Shooting By Period	1st FG%	2nd FG%	3rd FG%	GM FG%
1st FG%	9-28 32.1%			
2nd FG%		14-25 56.0%		
3rd FG%			3-8 37.5%	
GM FG%	23-53 43.4%			
FT%	10-21 47.6%			
Dead Ball Rebounds:	4	0		

Ole Miss - 50

Record: 3-2

NO. Name		Min	FG M-A	3P M-A	FT M-A	Rebounds OR DR	Fouls PF	TP	AS	TO	ST	Blocks Bk	+/-			
4 Jaemyn Brakelield	F	25:51	3-7	0-1	2-2	0 3	3 2	2	8	0	1	1	1	0	-10	
3 Nysier Brooks	C	18:09	3-9	0-0	0-0	0 6	6 5	5	6	0	2	1	0	1	9	
11 Matthew Murrell	G	20:53	3-8	0-2	0-0	2 2	4 3	0	6	1	1	1	1	1	-4	
15 Luis Rodriguez	G	24:34	1-5	0-2	0-0	1 3	4 0	2	2	1	1	4	0	0	-11	
24 Jarkel Joiner	G	35:05	4-10	2-4	0-0	0 1	1 4	1	10	1	2	1	0	0	-12	
14 Tye Fagan		30:10	3-8	0-1	0-0	1 4	5 0	0	6	4	5	0	0	0	-1	
21 Robert Allen		19:17	2-3	0-0	4-4	0 3	3 3	2	3	8	0	1	0	1	0	-8
1 Austin Crowley		17:23	2-6	0-0	0-0	0 2	2 1	1	4	2	1	1	2	0	0	-5
23 Sammy Hunter		07:28	0-0	0-0	0-0	0 0	0 0	1	0	0	0	0	0	0	0	-8
0 Eric Van Der Heijden		01:10	0-1	0-0	0-0	0 0	0 0	0	0	0	0	0	0	0	0	-8
Team						3 1	4 0		0							
Totals			21-57	2-10	6-6	7 25	32 19	10 50	9 14	9 5	2 10					

Technical Fouls: NONE

BSU	MIS	Points from Turnovers	BSU	MIS	Period by Period Scoring
10 (2nd 1:13)	9 (1st 1:12)	12	17		1st 2nd TOT
9 (2nd 6:51)	6 (1st 12:03)	32	32		BSU 21 39 60
1		5	11		
4		10	15		MIS 27 23 50
06:38	28:10	9	18		

### GAME 6 • vs. MISSISSIPPI VALLEY STATE (W, 73-58)



Official Basketball Box Score - Final

Mississippi Val. at Ole Miss

11/26/21 The Sandy and John Mack Pavilion at Ole Miss, Oxford, Miss.  
2021-22 Ole Miss Men's Basketball

Game Time: 3:00 PM

Game Duration: 1:47

Attendance: 5,905

Mississippi Val. - 58

Record: 0-3

No.	Name	Min	FG	3P	FT	Rebounds	Fouls	TP	AS	TO	ST	Blocks	+/-					
			M	A	M	OR	DR	FF	PF			B						
21	Robert Carpenter	F 39:16	10-19	5-7	2-2	3	4	7	1	1	27	0	1	0	2	0	-10	
32	Lee/Andre Howard	C 01:42	0-0	0-0	0-0	0	0	0	0	1	0	1	0	0	0	0	-2	
2	Elijah Davis	G 38:55	0-3	0-0	0-0	1	1	2	1	1	6	5	0	0	0	0	-18	
10	Devin Gordon	G 38:23	3-9	2-7	2-2	0	3	3	2	3	10	3	1	0	1	0	-10	
11	Caleb Hunter	G 31:34	5-17	2-7	2-4	0	6	6	4	4	14	3	1	1	0	1	-6	
14	John Aguer	26:42	0-4	0-0	0-2	7	2	9	3	1	0	2	0	0	0	0	-13	
1	Gary Grant	01:37	0-1	0-0	0-0	0	0	0	0	0	0	0	0	0	0	0	-5	
3	Kadar Waller	00:44	0-0	0-0	0-0	0	0	0	0	0	0	0	0	0	0	0	-5	
25	Daniel Umoh	12:20	1-1	0-0	0-0	1	1	2	5	0	2	0	1	0	0	0	-5	
31	David McCoy	08:47	2-2	0-0	1-1	0	1	1	1	1	5	1	1	0	0	0	-1	
Team						0	4	4			0	1						
Totals				21-56	9-21	7-11	12	22	34	18	11	58	15	12	1	3	1	-15

Technical Fouls: NONE

Shooting By Period	1st FG%	2nd FG%	3rd FG%	GM FG%
1st FG%	14-34 41.2%			
2nd FG%		7-22 31.8%		
3rd FG%			2-8 25.0%	
GM FG%	21-56 37.5%			
FT%	7-11 63.6%			
Dead Ball Rebounds:	1	0		

Ole Miss - 73

Record: 4-2

NO.	Name	Min	FG M-A	3P M-A	FT M-A	Reb OR TOT	Fouls PF FO	TP	AS	TO	ST	Blocks BS	+/-			
21	Robert Allen	F 25:42	4-8	1-3	2-4	3 3	6 2	2	2	11	0	2	2	0	1	23
3	Nysier Brooks	C 30:07	3-8	0-1	9-10	5 5	10 2	5	15	1	0	2	1	0	0	24
1	Austin Crowley	G 26:37	3-8	1-2	2-2	0 2	2 2	0	3	9	5	1	1	0	1	12
14	Tye Fagan	G 17:53	2-4	0-1	0-0	2 2	4 0	0	4	1	1	0	0	0	0	6
15	Luis Rodriguez	G 30:23	4-10	2-5	1-3	4 4	8 2	3	11	1	3	1	0	0	0	16
24	Jarkel Joiner	35:32	6-12	1-3	2-2	1 6	7 1	3	15	3	0	0	0	1	1	7
11	Matthew Murrell	09:35	0-2	0-1	0-2	0 0	0 0	1	1	0	0	0	0	0	0	-3
4	Jaemyn Brakelield	17:04	3-7	1-3	1-1	0 3	3 1	1	8	0	1	2	0	0	0	-5
0	Eric Van Der Heijden	02:21	0-1	0-0	0-0	0 0	0 0	0	1	0	0	0	0	0	0	-2
5	James White	01:43	0-0	0-0	0-0	0 0	0 0	1	0	0	0	0	0	0	0	-4
23	Sammy Hunter	03:03	0-0	0-0	0-0	0 0	0 0	0	0	0	0	0	0	0	0	-7
Team						2 1	3 0			0 1						

Technical Fouls: NONE

MVSU	OM	Points from Turnovers	MVSU	OM	Period by Period Scoring
7 (1st 1:17)	18 (2nd 3:29)	2	15		1st 2nd TOT
10 (1st 3:22)	11 (2nd 17:07)	22	28		MVSU 38 20 58
2		8	15		
7		8	15		OM 33 40 73
04:31	28:20	7	23		

### GAME 7 • vs. RIDER (W, 75-51)



Official Basketball Box Score - Final

Rider at Ole Miss

11/30/21 The Sandy and John Mack Pavilion at Ole Miss, Oxford, Miss.  
2021-22 Ole Miss Men's Basketball

Officials: Tony Greene, Robert Felber, Jerry Heaster

Game Time: 6:30 PM

Game Duration: 1:47

Attendance: 5,537

Rider - 51

Record: 3-6

NO.	Name	Min	FG	3P	FT	Rebounds	Fouls	TP	AS	TO	ST	Blocks	+/-				
			M	A	M	OR	UD	P				B					
5	Mervin James	F 27:50	4-18	0-1	3-3	2	7	9	2	2	11	1	2	1	0	5	-20
10	Ajiri Ogemuno-Johnson	F 24:37	4-9	0-0	2-2	2	3	5	4	3	10	1	2	0	0	0	-24
14	Dimencio Vaughn	F 28:12	4-12	0-2	1-2	3	5	8	1	1	9	0	1	2	0	0	-16
2	Allen Powell	G 33:50	2-8	1-4	2-2	0	1	1	1	1	7	5	3	0	0	0	-28
55	Dwight Murray, Jr.	G 35:05	3-8	1-4	2-4	1	5	6	1	2	9	3	1	2	0	0	-19
3	Nehemiah Benson	22:17	1-5	0-2	0-1	2	1	3	0	1	2	1	1	1	0	0	-6
3	Corey McKelthan	17:18	0-0	0-0	0-0	0	0	0	3	0	0	3	0	1	0	0	-18
13	Jaelen McGlone	06:12	1-2	0-0	0-0	2	0	1	1	1	3	0	0	0	0	0	-5
12	Jordan Smalls	02:21	0-0	0-0	0-0	0	0	0	0	0	0	0	0	0	0	0	-3
20	R.J. Weise	02:18	0-1	0-0	0-0	0	2	2	0	0	0	0	0	0	0	0	3
Team						1	0	1			0						
Totals			19-63	2-13	11-16	11	25	36	13	11	51	14	11	7	0	5	-24

Technical Fouls: NONE

Shooting By Period	1st FG%	2nd FG%	3rd FG%	GM FG%
1st FG%	10-32 31.3%			
2nd FG%		9-31 29.0%		
3rd FG%			7-11 63.6%	
GM FG%	19-63 30.2%			
FT%	11-16 68.8%			
Dead Ball Rebounds:	1	0		

Ole Miss - 75

Record: 5-2

NO. Name	Min	FG	3P	FT	Rebounds		Fouls	TP	AS	TO	ST	Blocks	Bs	+/-		
		M	A	M	OR	DR	TOT	P								
21 Robert Allen	F 20:51	3-7	0-1	5-8	2	6	8	3	5	11	2	2	1	0	14	
3 Nysier Brooks	C 24:47	1-2	0-0	1-4	5	10	15	3	2	3	2	0	3	0	22	
1 Austin Crowley	G 26:00	5-13	0-5	0-0	0	4	4	0	0	10	5	1	1	0	14	
15 Luis Rodriguez	G 15:11	1-3	0-1	0-1	3	1	4	1	1	2	0	0	0	0	-7	
24 Jarkel Joiner	G 26:28	6-16	4-9	2-2	0	2	2	1	1	18	3	3	1	0	17	
4 Jaemyn Brakefield	26:14	2-7	0-2	3-5	0	2	2	3	5	8	0	1	0	0	21	
1 Matthew Murrell	23:28	4-8	3-6	3-4	2	2	4	2	0	14	1	2	0	0	21	
14 Tyre Gagne	22:26	4-8	0-2	1-2	3	4	7	10	1	9	4	1	0	0	34	
0 Ernie Van Der Heijden	03:00	0-0	0-0	0-0	0	0	0	0	1	0	0	1	0	0	1	
5 James White	03:04	0-0	0-0	0-0	0	0	0	1	0	0	1	0	0	0	-4	
23 Sammy Hunter	03:04	0-1	0-1	0-0	0	0	0	0	0	0	0	0	0	0	-5	
10 Grant Slatton	02:21	0-1	0-0	0-0	0	0	0	0	0	0	0	0	0	0	-3	
33 John McBride	01:00	0-0	0-0	0-0	0	1	1	0	0	0	0	0	0	0	0	
Team					2	2	4		0	0	0					
Totals		26-66	9-31	14-23	20	37	57	11	13	75	16	13	7	5	0	24

### GAME 9 • vs. WESTERN KENTUCKY (L, 71-48)



Official Basketball Box Score - Final  
Western Ky. at Ole Miss  
12/11/21 State Farm Arena, Atlanta  
2021-22 Men's Basketball

Game Time: 8:30 PM  
Game Duration: 1:42  
Attendance: 6,157

Officials: Anthony Jordan, Terry Wymer, Pat Evans

Western Ky. - 71

Record: 6-4

NO. Name	Min	FG M-A	3P M-A	FT M-A	Rebounds OR DR TOT	Fouls PF	TP	AS	TO	ST	Blocks BS BA	+/-
3 Jarius Hamilton	F 29:29	4-15	1-4	0-0	3 9 12	1 2	13	4	1	0	1 1	19
33 Jamarrion Sharp	C 29:46	8-10	0-0	0-0	9 9 1	1 1	16	0	0	1 6	0 17	
14 Luke Frampton	G 36:31	5-6	2-3	0-0	1 3 4	2 1	12	3	0	2 0	0 22	
20 Dayvion McKnight	G 33:52	4-8	0-2	0-1	0 8 8	2 2	8	11	4	4 0	0 23	
55 Camron Justice	G 31:45	3-10	1-5	0-0	0 3 3	0 1	7	2	3	0 0	0 20	
4 Josh Anderson	19:29	5-5	3-3	0-0	0 2 2	2 1	13	2	1	0 1	0 12	
1 Jaylen Butz	08:51	1-3	0-0	0-0	1 0 1	0 1	2	0	1	0 0	0 8	
13 Sherman Brashear	06:08	0-2	0-2	0-0	0 0 0	0 0	0	0	0	0 0	0 0	
5 Noah Stansbury	01:23	0-0	0-0	0-0	0 0 0	1 0	0	0	1	0 0	0 -2	
32 Bailey Conrad	01:23	0-0	0-0	0-0	0 0 0	0 0	0	0	0	0 0	0 -2	
50 Isiah Cozart	01:23	0-0	0-0	0-0	0 0 0	0 0	0	0	0	0 0	0 -2	
Team					2 1 3		0		1			
Totals		30-59	7-19	4-5	7 35 42	9 9	71	22	12	7 8	1 23	

Technical Fouls: NONE

Shooting By Period	1st	2nd	3rd	4th	OT
FG%	14-30 46.7%				
3PT%	4-11 36.4%				
FT%	2-3 66.7%				
2nd FG%	16-29 55.2%				
3PT%	3-8 37.5%				
FT%	2-2 100%				
GM FG%	30-59 50.8%				
3PT%	7-19 36.8%				
FT%	4-5 80.0%				

Dead Ball Rebounds: 2, 1

Ole Miss - 48

Record: 6-3

NO. Name	Min	FG M-A	3P M-A	FT M-A	Rebounds OR DR TOT	Fouls PF	TP	AS	TO	ST	Blocks BS BA	+/-
4 Jaemyn Brakelfield	F 19:11	0-5	0-2	0-0	0 3 3	0 0	0	2	1	1 1	1 -21	
3 Nysier Brooks	C 25:40	4-7	0-0	2-2	1 5 6	0 2	10	1	1	2 0	2 -19	
1 Austin Crowley	G 12:30	0-3	0-1	0-0	2 2 2	0 0	1	2	0	0 0	0 -11	
15 Luis Rodriguez	G 27:51	2-7	2-5	0-0	1 1 2	4 1	6	3	1	0 0	0 -11	
24 Jarkel Joiner	G 35:12	4-13	3-7	2-2	1 3 4	2 1	13	1	0	1 0	2 -19	
11 Matthew Murrell	25:12	1-6	1-4	3-5	1 1 2	1 3	6	2	2	0 0	0 -6	
14 Tye Fagan	24:42	4-10	1-5	0-0	3 2 5	1 1	9	2	0	0 1	1 -13	
23 Sammy Hunter	20:54	1-7	0-1	0-0	2 3 5	1 0	2	0	0	0 1	1 -10	
5 James White	06:02	0-3	0-2	0-0	0 0 0	0 1	0	1	0	0 0	1 -9	
10 Grant Slatton	01:23	0-0	0-0	0-0	0 0 0	0 0	0	0	0	1 0	0 2	
33 John McBride	01:23	1-1	0-0	0-0	1 0 1	0 0	2	0	0	0 0	0 2	
Team					0 0 0		0		2			
Totals		17-62	7-27	7-20	30 39 9	9 9	48	11	10	5 1	8 -23	

Technical Fouls: NONE

Shooting By Period	1st	2nd	3rd	4th	OT
FG%	7-29 24.1%				
3PT%	1-10 10.0%				
FT%	4-4 100%				
2nd FG%	10-33 30.3%				
3PT%	1-7 15.3%				
FT%	3-5 60%				
GM FG%	17-62 27.4%				
3PT%	7-27 25.9%				
FT%	7-20 35.0%				

Dead Ball Rebounds: 1, 1

Biggest lead	25 (2nd 1:42)	0 (1st 20:00)
Best Scoring Run	11 (1st 6:16)	5 (1st 0:51)
Lead Changes	0	2
Times Tied	0	5
Time with Lead	37:07	00:00

Points from Turnovers	WKU	Rebels
11	4	4
Points from Paint	38	12
Second Chance	8	11
Fast Breaks	7	5
Bench	15	19

Period by Period Scoring	1st	2nd	TOT
WKU	34	37	71
Rebels	19	29	48

### GAME 10 • vs. MIDDLE TENNESSEE (W, 62-52)



Official Basketball Box Score - Final  
Middle Tenn. at Ole Miss  
12/15/21 The Sandy and John Black Pavilion at Ole Miss, Oxford, Miss.  
2021-22 Ole Miss Men's Basketball

Game Time: 6:20 PM  
Game Duration: 1:56  
Attendance: 5,902

Officials: Pat Adams, Don Daly, Ted Valentini

Middle Tenn. - 52

Record: 8-3

NO. Name	Min	FG M-A	3P M-A	FT M-A	Rebounds OR DR TOT	Fouls PF	TP	AS	TO	ST	Blocks BS BA	+/-
2 DeAndre Diehman	F 20:35	3-5	0-0	0-0	2 4 6	3 0	6	2	3	0	0 1	-14
3 Donovan Sims	G 29:53	2-10	1-5	0-0	1 5 6	1 2	5	2	2	1 0	1 -15	
4 Justin Buford	G 26:20	2-5	0-1	0-0	2 1 3	4 0	4	0	0	0 0	0 -5	
5 Eli Lawrence	G 23:00	0-9	0-7	1-2	0 2 2	2 2	1	1	3	0 0	1 -4	
11 Josh Jefferson	G 27:16	3-10	0-6	2-2	0 4 4	2 2	8	3	2	1 0	0 -4	
15 Christian Fussell	16:40	3-6	0-2	1-1	1 4 5	2 1	7	1	1	0 1	1 -10	
12 Teafale Lenard	24:28	5-7	2-3	0-0	0 3 3	1 0	12	1	3	1 1	0 -12	
1 Tyler Millin	13:40	0-2	0-0	0-0	0 3 3	0 0	0	0	1	0 1	0 -10	
24 Camryn Weston	18:08	4-9	0-3	1-1	0 8 8	3 2	9	2	2	1 0	0 4	
Team					5 1 6		0		0			
Totals		22-63	3-27	5-6	11 35 46	18 9	52	12	17	4 7	4 -10	

Technical Fouls: NONE

Ole Miss - 62

Record: 7-3

NO. Name	Min	FG M-A	3P M-A	FT M-A	Rebounds OR DR TOT	Fouls PF	TP	AS	TO	ST	Blocks BS BA	+/-
4 Jaemyn Brakelfield	F 29:46	3-6	3-4	1-2	0 6 6	1 2	10	0	2	0 0	1 -5	
3 Nysier Brooks	C 21:36	5-6	0-0	2-2	3 5 8	3 4	12	1	1	0 1	0 16	
11 Matthew Murrell	G 24:37	1-7	0-3	0-0	0 4 4	1 1	2	2	1	0 0	0 -2	
15 Luis Rodriguez	G 35:04	2-6	1-4	3-6	1 7 8	0 4	8	2	2	3 1	1 23	
24 Jarkel Joiner	G 35:39	3-14	1-6	2-2	0 2 2	0 1	9	5	0	1 0	2 11	
23 Sammy Hunter	11:55	1-4	0-1	0-0	1 0 1	1 0	2	1	0	1 0	1 -8	
2 Daeshun Ruffin	12:34	4-9	0-2	4-6	0 0 0	2 3	12	1	1	1 0	1 8	
14 Tye Fagan	23:33	3-6	0-1	1-2	1 4 5	0 3	7	1	1	1 0	1 10	
1 Austin Crowley	05:16	0-2	0-0	0-0	0 1 1	1 0	0	0	0	0 0	0 -3	
Team					2 2 4		0		0			
Totals		22-60	5-21	13-20	8 31 39	9 18	62	13	8	7 4	7 10	

Technical Fouls: NONE

Biggest lead	3 (1st 9:35)	10 (2nd 11:37)
Best Scoring Run	6 (1st 9:35)	7 (1st 3:58)
Lead Changes	5	6
Times Tied	4	8
Time with Lead	03:09	30:39

Points from Turnovers	MTSU	OM
38	26	26
Second Chance	10	6
Fast Breaks	10	8
Bench	28	21

Period by Period Scoring	1st	2nd	TOT
MTSU	24	28	52
OM	27	35	62

### GAME 11 • vs. DAYTON (W, 76-68)



Official Basketball Box Score - Final  
Dayton at Ole Miss  
12/18/21 The Sandy and John Black Pavilion at Ole Miss, Oxford, Miss.  
2021-22 Ole Miss Men's Basketball

Game Time: 5:30 PM  
Game Duration: 2:01  
Attendance: 6,199

Officials: Bart Lenox, Vladimir Vojard-Tadai, Jerry Heater

Dayton - 68

Record: 7-5

NO. Name	Min	FG M-A	3P M-A	FT M-A	Rebounds OR DR TOT	Fouls PF	TP	AS	TO	ST	Blocks BS BA	+/-
2 Toumani Camara	F 30:30	6-11	1-3	2-3	2 7 9	3 5	15	2	8	0	1 0	-7
15 DaRon Holmes II	F 32:17	7-9	0-1	0-2	0 0 0	2 4	14	1	1	2 2	0 -5	
23 R.J. Blakney	F 29:46	3-8	1-4	2-2	1 3 4	1 1	9	0	0	2 0	0 -1	
11 Malachi Smith	G 36:13	5-10	1-3	5-7	0 3 3	5 6	16	11	2	2 0	2 -4	
24 Kobe Elvis	G 23:55	1-3	1-3	0-0	1 0 1	4 0	3	2	2	1 0	0 5	
0 Elijah Weaver	14:22	0-3	0-1	1-2	0 0 0	1 1	1	1	1	0 0	0 -12	
4 Koby Brea	13:36	1-4	0-2	2-2	2 1 3	1 3	4	0	2	1 0	0 -10	
14 Moulaye Sissoko	07:43	2-2	0-0	0-0	0 1 1	3 1	4	0	1	0 0	0 -9	
22 Mustapha Amzi	09:30	1-2	0-1	0-0	1 0 1	1 0	2	0	2	0 0	0 -1	
3 Lynn Greer III	02:08	0-0	0-0	0-0	0 0 0	0 0	0	0	0	0 0	0 -2	
Team					1 4 5		0		0			
Totals		26-52	4-18	12-18	8 19 27	21 21	68	17	19	8 3	2 -8	

Technical Fouls: NONE

Shooting By Period	1st	2nd	3rd	4th	OT
FG%	9-18 50.0%				
3PT%	1-5 20.0%				
FT%	5-8 62.5%				
2nd FG%	17-34 50.0%				
3PT%	3-13 23.1%				
FT%	7-10 70%				
GM FG%	26-52 50.0%				
3PT%	4-18 22.2%				
FT%	12-18 66.7%				

Dead Ball Rebounds: 3, 0

Ole Miss - 76

Record: 8-3

NO. Name		FG			Rebounds			Fouls		AS	TO	ST	Blocks	+/-	
		M	A	FT	OR	DR	TOT	PF	TP						
4	Jaemyn Brakelfield	F 27:27	4-6	1-3	0-0	1	2	3	4	0	3	3	0	0	
3	Nysier Brooks	C 36:45	8-12	0-0	0-1	4	7	11	3	7	16	0	1	3	10
11	Matthew Murrell	G 31:03	2-5	2-5	2-2	0	3	3	2	1	8	3	2	1	0
15	Luis Rodriguez	G 19:14	2-2	1-1	0-0	0	1	1	5	1	5	2	1	0	0
24	Jarkel Joiner	G 34:57	4-11	0-5	4-4	0	2	2	3	12	3	1	2	0	1
2	Daeshun Ruffin	16:10	5-9	0-3	9-12	0	0	0	6	19	2	3	1	0	1
14	Tye Fagan	18:49	2-3	0-1	1-2	0	4	4	0	1	5	2	3	0	0
23	Sammy Hunter	11:01	1-2	0-1	0-0	0	1	1	2	1	2	0	1	0	-3
1	Austin Crowley	04:34	0-0	0-0	0-0	0	0	0	2	1	0	1	0	0	-8
Team						1	1	2	0	0	1				
Totals			28-50	4-19	16-21	6	21	27	21	76	13	16	11	2	3

### GAME 13 • at #18 TENNESSEE (L, 66-60/OT)



Official Basketball Box Score - Final  
**Ole Miss at Tennessee**  
 01/05/22 Thompson-Boling Arena, Knoxville, Tenn.  
 2021-22 Men's Basketball

Game Time: 7:00 PM  
 Game Duration: 2:08  
 Attendance: 15,617

Officials: Tony Greene, Terry Wimmer, Wil Howard

Ole Miss - 60

Record: 8-5 (0-1)

NO.	Name	Min	FG M-A	3P M-A	FT M-A	Rebounds OR DR TOT	Fouls PF FO	TP	AS	TO	ST	Blocks BS BA	+/-			
4	Jaemyn Brakelfield	F 33:47	3-5	1-1	1-2	2	6	8	0	2	1	0	-9			
3	Nysier Brooks	C 36:28	3-6	0-0	0-0	1	9	10	2	2	1	0	-8			
2	Daeshun Ruffin	G 23:31	1-9	0-2	1-1	0	0	0	3	4	3	5	0	2		
11	Matthew Murrell	G 33:57	6-9	4-6	1-3	0	1	1	1	1	1	1	0	-3		
14	Tye Fagan	G 34:42	8-11	5-6	2-2	1	1	2	0	1	23	3	5	1	0	-4
15	Luis Rodriguez	25:27	0-5	0-4	0-0	0	5	5	5	1	0	2	4	2	0	6
1	Austin Crowley	24:42	1-3	1-3	0-0	0	3	3	0	0	3	3	2	0	0	-13
23	Sammy Hunter	08:32	0-0	0-0	0-0	0	2	2	2	1	0	0	0	0	0	2
5	James White	03:54	0-2	0-0	0-0	0	0	0	0	0	0	0	0	0	0	-3
Team						1	2									
Totals			22-50	11-22	5-8	5	28	33	13	13	60	14	27	12	1	-6

Technical Fouls: NONE

Dead Ball Rebounds: 2

Shooting By Period

1st FG% 5-20 40.0%

3PT% 4-9 50.0%

FT% 1-1 100%

2nd FG% 11-25 44.0%

3PT% 6-12 50.0%

FT% 2-5 40%

OT FG% 3-5 60.0%

3PT% 1-2 50.0%

GM FG% 22-50 44.0%

3PT% 11-22 50.0%

FT% 5-8 62.5%

Tennessee - 66

Record: 10-3 (1-1)

NO. Name	Min	FG M-A	3P M-A	FT M-A	Rebounds OR DR TOT	Fouls PF FO	TP	AS	TO	ST	Blocks BS BA	+/-			
10 John Fulkerson	F 17:44	2-7	0-0	1-2	0	0	0	3	2	5	0	3	0	1	-7
13 Olivier Nkamhoua	F 28:55	5-7	1-1	2-3	1	1	2	1	3	13	3	1	0	1	14
1 Kennedy Chandler	G 28:03	3-8	0-4	0-0	2	2	2	0	6	7	5	4	0	0	13
25 Santiago Vescovi	G 41:39	5-12	4-10	3-3	1	5	6	0	6	17	5	2	3	0	8
30 Josiah-Jordan James	G 35:21	4-7	2-5	0-0	2	6	8	4	0	10	1	1	1	0	10
5 Zakai Zeigler	28:28	3-11	2-8	0-0	1	4	5	1	1	8	3	2	5	0	-4
3 Uros Plavsic	11:29	2-4	0-0	0-0	0	3	3	1	1	4	0	1	1	0	-9
24 Justin Powell	22:04	1-4	1-4	0-0	1	1	2	0	0	3	2	0	1	0	11
2 Brandon Huntley-Hatfield	03:45	0-1	0-0	0-0	0	1	1	0	0	0	0	2	1	0	-1
12 Victor Bailey Jr.	02:18	0-3	0-2	0-0	0	0	0	0	0	0	0	1	0	0	-5
15 Jahmai Mashack	05:14	0-0	0-0	0-0	0	3	0	3	1	0	0	1	0	0	0
Team					2	0	2			0					
Totals		25-64	10-34	6-8	11	23	34	13	13	66	21	19	17	1	6

Technical Fouls: NONE

Dead Ball Rebounds: 2

Shooting By Period

1st FG% 6-30 20.0%

3PT% 2-15 13.3%

FT% 1-2 50%

2nd FG% 12-28 42.9%

3PT% 6-16 37.5%

FT% 3-3 66.7%

OT FG% 5-6 83.3%

3PT% 2-3 66.7%

FT% 3-3 100%

GM FG% 25-64 39.1%

3PT% 10-34 29.4%

FT% 6-8 75.0%

MISS

TENN

Biggest lead	12 (1st 8:22)	6 (1st OT:0:26)
Best Scoring Run	8 (1st 12:33)	6 (1st 6:39)
Lead Changes	3	
Times Tied	4	
Time with Lead	33:45	03:28

Points from Turnovers

MISS 22

TENN 22

Paint 22 | 26 |

Second Chance 4 | 11 |

Fast Breaks 10 | 12 |

Bench 3 | 15 |

Period by Period Scoring

1st 2nd OT1 TOT

MISS 21 30 9 60

TENN 19 32 15 66

### GAME 14 • vs. MISSISSIPPI STATE (W, 82-72)

Official Basketball Box Score - Final  
**Mississippi St. at Ole Miss**  
 01/08/22 The Sandy and John Black Pavilion at Ole Miss, Oxford  
 2021-22 Men's Basketball

Game Time: 7:30 PM  
 Game Duration: 1:55  
 Attendance: 6,988

Officials: Joe Lindsay, Mike Nance, Jason Baker

Mississippi St. - 72

Record: 10-4 (1-1)

NO. Name	Min	FG M-A	3P M-A	FT M-A	Rebounds OR DR TOT	Fouls PF FO	TP	AS	TO	ST	Blocks BS BA	+/-				
4 Cameron Matthews	F 27:35	4-5	0-0	1-2	5	5	10	5	2	3	4	0	3	0	-5	
10 Garrison Brooks	F 30:38	7-13	0-3	2-2	4	4	8	3	2	16	2	2	0	0	-14	
13 D.J. Jeffries	F 29:09	4-14	1-5	4-7	2	2	4	1	5	13	0	2	0	0	-25	
1 Iverson Molinar	G 36:13	7-12	0-1	2-2	0	5	5	0	1	16	2	3	2	0	-15	
3 Shakeel Moore	G 24:02	3-7	1-4	0-0	0	1	1	0	0	7	1	4	0	0	-9	
0 Rocket Watts	19:45	2-5	1-2	0-0	0	0	0	0	1	5	1	0	0	0	4	
2 Javian Davis	12:22	2-5	0-0	0-0	1	1	2	1	0	4	0	0	0	0	2	
11 Andersson Garcia	13:57	1-5	0-1	0-0	1	1	2	1	4	2	1	0	2	0	1	12
20 Derek Fountain	06:19	0-2	0-0	0-0	0	1	1	2	0	0	0	1	0	0	2	
Team					2	2	4			0						
Totals		30-68	3-16	9-13	15	22	37	17	12	72	11	11	8	0	6	

Technical Fouls: NONE

Dead Ball Rebounds: 0

Shooting By Period

1st FG% 15-30 50.0%

3PT% 3-9 33.3%

FT% 3-4 75%

2nd FG% 15-38 39.5%

3PT% 0-7 0.0%

FT% 6-9 66.7%

GM FG% 30-68 44.1%

3PT% 3-16 18.8%

FT% 9-13 69.2%

Ole Miss - 82

Record: 9-5 (1-1)

NO. Name	Min	FG M-A	3P M-A	FT M-A	Rebounds OR DR TOT	Fouls PF FO	TP	AS	TO	ST	Blocks BS BA	+/-			
4 Jaemyn Brakelfield	F 32:51	6-9	2-5	1-2	0	4	4	2	3	15	0	2	0	1	13
3 Nysier Brooks	C 34:34	7-14	0-0	1-2	8	8	16	3	4	15	0	3	1	5	14
2 Daeshun Ruffin	G 30:47	5-13	3-8	4-6	0	0	0	3	5	17	8	4	4	0	13
11 Matthew Murrell	G 37:30	10-11	5-5	6-6	0	4	4	0	4	31	2	0	2	0	12
14 Tye Fagan	G 29:11	1-5	1-2	0-0	0	6	6	2	0	3	5	1	0	0	-15
15 Luis Rodriguez	19:36	0-3	0-2	1-2	1	4	5	2	1	1	1	1	0	0	-8
23 Sammy Hunter	06:18	0-1	0-0	0-0	0	0	0	0	0	0	0	1	0	0	-6
24 Jarkel Joiner	05:37	0-0	0-0	0-0	0	0	0	0	0	0	0	0	0	0	-3
1 Austin Crowley	03:35	0-1	0-1	0-0	0	0	0	0	0	0	0	0	0	0	0
Team					0	1	1			0					
Totals		29-57	11-23	13-18	9	27	36	12	17	82	17	12	7	6	0

Technical Fouls: NONE

Dead Ball Rebounds: 2

Shooting By Period

1st FG% 16-31 51.6%

3PT% 9-14 64.3%

FT% 6-7 71.4%

2nd FG% 11-26 42.3%

3PT% 2-9 22.2%

FT% 8-11 72.7%

GM FG% 29-57 50.9%

3PT% 11-23 47.8%

FT% 13-18 72.2%

MSU

OLE

Biggest lead	3 (1st 19:32)	20 (2nd 17:12)
Best Scoring Run	8 (1st 11:30)	8 (1st 17:13)
Lead Changes	1	
Times Tied	1	
Time with Lead	01:52	37:12

Points from Turnovers

MSU 15

OLE 15

Paint 46 | 30 |

Second Chance 19 | 7 |

Fast Breaks 7 | 10 |

Bench 11 | 1 |

Period by Period Scoring

1st 2nd TOT

MSU 36 36 72

OLE 50 32 82

### GAME 15 • at TEXAS A&M (L, 67-51)

Official Basketball Box Score - Final  
**Ole Miss at Texas A&M**  
 01/11/22 Reed Arena, Bryan-College Station  
 2021-22 Men's Basketball

Game Time: 7:30 PM  
 Game Duration: 1:49  
 Attendance: 6,053

Officials: Anthony Jordan, Byron Jarrett, Rob Rourke

Ole Miss - 51

Record: 8-6 (1-2)

NO. Name	Min	FG M-A	3P M-A	FT M-A	Rebounds OR DR TOT	Fouls PF FO	TP	AS	TO	ST	Blocks BS BA	+/-			
4 Jaemyn Brakelfield	F 33:56	2-6	1-5	4-4	0	4	4	2	3	9	0	1	1	0	-6
3 Nysier Brooks	C 35:51	4-7	0-1	1-2	1	4	5	1	5	9	1	2	2	0	-16
2 Daeshun Ruffin	G 29:49	3-10	1-4	3-3	0	1	1	1	3	10	4	2	2	0	-8
11 Matthew Murrell	G 26:57	4-8	2-4	1-2	1	2	3	1	1	11	1	2	2	0	-8
14 Tye Fagan	G 21:26	1-7	0-4	1-2	0	3	3	0	1	3	0	1	0	0	-18
15 Luis Rodriguez	28:31	3-10	1-2	0-0	5	2	7	3	1	7	3	2	3	0	-3
23 Sammy Hunter	05:54	0-2	0-1	0-0	1	1	2	1	0	0	0	1	0	0	-6



### GAME 17 • vs. MISSOURI (L, 78-53)



Official Basketball Box Score - Final  
**Missouri at Ole Miss**  
 01/18/22 The Sandy and John Black Pavilion at Ole Miss, Oxford, Miss.  
 2021-22 Ole Miss Men's Basketball

Game Time: 6:00 PM  
 Game Duration: 1:57  
 Attendance: 6,514

Officials: Terry Oglesby, Orlando Ponds, Ted Valentine

Missouri - 78

Record: 9-9 (2-3)

NO.	Name	Min	FG M/A	3P M/A	FT M/A	Rebounds OR DR	Fouls PF	TP	AS	TO	ST	Blocks BS	BA	+/-			
23	Trevon Brazile	F 16:12	3-4	1-1	0-0	0	1	1	2	0	7	0	4	0	2	1	5
24	Kobe Brown	F 32:05	5-11	0-1	5-6	1	6	7	4	4	15	2	1	1	1	2	16
4	Javon Pickett	G 35:16	5-10	0-0	1-3	0	0	0	0	2	11	3	2	1	0	0	17
5	Jarron Coleman	G 32:59	3-9	1-3	1-2	2	11	13	1	3	8	7	2	0	0	1	16
12	DaJuan Gordon	G 12:37	1-1	1-1	0-0	2	2	4	1	0	3	0	2	0	0	0	9
1	Amari Davis	30:36	10-10	0-0	3-3	1	1	2	2	23	0	1	0	0	0	0	24
13	Kaleb Brown	08:32	0-0	0-0	0-0	0	4	4	0	1	0	4	0	0	0	0	9
21	Ronnie DeGray III	25:13	5-6	1-1	0-0	2	4	6	3	0	11	2	1	1	1	0	23
11	Yaya Keita	05:00	0-0	0-0	0-0	0	0	0	0	1	0	0	0	0	1	0	4
9	Anton Brookshire	01:30	0-0	0-0	0-0	0	0	0	0	0	0	0	0	0	0	0	2
Team						1	2	3			0						
Totals			32:51	4-7	10-14	9	31	40	13	13	78	18	14	3	5	4	25

Technical Fouls: NONE

Shooting By Period		
1 <sup>st</sup>	FG%	15-27 55.6%
	3PT%	2-4 50.0%
	FT%	6-7 85.7%
2 <sup>nd</sup>	FG%	17-24 70.8%
	3PT%	2-3 66.7%
	FT%	4-7 57.1%
GM	FG%	32-51 62.7%
	3PT%	4-7 57.1%
	FT%	10-14 71.4%

Dead Ball Rebounds: 2, 1

### GAME 18 • at MISSISSIPPI STATE (L, 78-60)



Official Basketball Box Score - Final  
**Ole Miss at Mississippi St.**  
 01/22/22 Humphrey Coliseum, Starkville  
 2021-22 Men's Basketball

Game Time: 3:05 PM  
 Game Duration: 2:50  
 Attendance: 9,739

Officials: Tony Greene, Brad Lenox, Steven Anderson

Ole Miss - 60

Record: 9-9 (1-5)

NO.	Name	Min	FG	3P	FT	Rebounds	Fouls	TP	AS	TO	ST	Blocks	BS	BA	+	-	
			M/A	M/A	M/A	OR	DR	TOT	PF	FD							
4	Jaemyn Brakelield	F 33:59	5-7	1-3	2-3	1	1	2	0	4	13	2	0	0	1	0	-11
3	Nysier Brooks	C 34:01	5-5	0-0	2-2	0	3	3	1	3	12	2	3	2	2	0	-3
2	Daeshun Ruffin	G 32:43	4-8	1-2	0-0	1	1	2	2	4	9	6	5	2	0	0	-12
11	Matthew Murrell	G 36:27	5-11	2-5	2-3	0	5	5	4	2	14	2	2	0	0	2	-6
14	Tye Fagan	G 14:22	0-5	0-2	0-0	0	0	0	1	0	0	0	3	0	0	0	-23
15	Luis Rodriguez	23:17	2-7	2-5	0-0	0	3	3	1	0	6	2	0	1	0	0	-17
1	Austin Crowley	17:34	1-3	1-2	0-0	0	2	2	2	0	3	0	2	0	0	0	-1
23	Sammy Hunter	07:37	1-1	1-1	0-0	1	1	2	2	0	3	0	1	0	0	0	-17
Team						0	2	2			0						
Totals			23:47	8-20	6-8	3	18	21	13	13	60	14	16	5	3	3	-18

Technical Fouls: NONE

Shooting By Period		
1 <sup>st</sup>	FG%	16-26 61.5%
	3PT%	4-9 44.4%
	FT%	5-8 83.3%
2 <sup>nd</sup>	FG%	7-21 33.3%
	3PT%	4-11 36.4%
	FT%	1-2 50%
GM	FG%	23-47 48.9%
	3PT%	8-20 40.0%
	FT%	6-8 75.0%

Dead Ball Rebounds: 2, 0

Mississippi St. - 78

Record: 13-5 (4-2)

NO.	Name	Min	FG M-A	3P M-A	FT M-A	Rebounds OR DR TOT	Fouls PF FD	TP	AS	TO	ST	Blocks BS	BA	+/-
10	Garrison Brooks	F 32:19	6-11	0-1	5-6	3 1 4	1 4 17	0	2	2	0	1	25	
13	D.J. Jeffries	F 31:36	4-5	1-2	2-2	1 3 4	1 2 11	2	2	3	1	0	22	
35	Tolu Smith	F 26:52	4-8	0-0	3-4	0 4 4	3 3 11	4	1	1	1	1	24	
1	Iverson Molinar	G 33:09	7-11	2-5	4-5	0 3 3	3 2 20	2	1	4	1	0	23	
3	Shakeel Moore	G 31:38	4-8	2-6	0-0	3 1 4	1 1 10	7	0	2	0	0	24	
2	Javian Davis	13:08	3-5	0-0	0-0	2 1 3	1 1 6	2	0	0	0	0	-6	
4	Cameron Matthews	15:25	1-2	1-2	0-0	0 6 6	1 0 3	0	1	0	0	0	-7	
5	Cam Carter	06:12	0-2	0-1	0-0	0 0 0	0 0 0	0	1	0	0	0	-7	
11	Andersson Garcia	09:41	0-1	0-1	0-0	0 0 0	1 0 0	0	1	1	0	0	-8	
Team						2	0	2						
Totals			29:53	6-18	14-17	8	21	29	13	78	17	11	3	18

Technical Fouls: NONE

		OLE	MSU
Biggest lead		5 (1 <sup>st</sup> 4:56)	20 (2 <sup>nd</sup> 1:44)
Best Scoring Run		10 (1 <sup>st</sup> 4:56)	15 (2 <sup>nd</sup> 7:06)
Lead Changes		8	
Times Tied		6	
Time with Lead		05:44	30:48

		Points from	OLE	MSU
Turnovers		9	20	
Paint		28	38	
Second Chance		5	9	
Fast Breaks		2	11	
Bench		12	9	

		Period by Period Scoring
		1st 2nd TOT
OLE		41 19 60
MSU		42 36 78

### GAME 19 • vs. FLORIDA (W, 70-54)



Official Basketball Box Score - Final  
**Florida at Ole Miss**  
 01/24/22 The Sandy and John Black Pavilion at Ole Miss, Oxford, Miss.  
 2021-22 Ole Miss Men's Basketball

Game Time: 6:00 PM  
 Game Duration: 1:58  
 Attendance: 6,273

Officials: Terry Oglesby, Jason Baker, Brian Dorsey

Florida - 54

Record: 12-3 (3-4)

NO.		Name		Min	FG	3P	FT	Rebounds	Fouls	TP	AS	TO	ST	Blocks	BS	BA		
					M/A	M/A	M/A	OR	DR	TOT	PF	FD						
4	Anthony Duruji	F	24:35	4-8	0-3	0-3	3-3	1	3	4	2	3	11	2	3	0	-12	
33	Jason Jitoboh	C	27:21	6-6	0-0	0-0	0-0	0	5	5	4	1	12	0	1	1	0	-4
14	Kowalec Reeves	G	18:12	0-4	0-4	5-5	1	0	1	2	3	5	0	1	0	1	0	-8
23	Brandon McKissic	G	29:00	3-6	0-2	1-2	1	3	4	2	2	7	3	1	0	0	0	-15
24	Phlandrous Fleming Jr.	G	32:11	2-9	1-5	0-0	0-0	2	2	4	0	2	5	2	3	1	0	-12
32	Tuoghtach Gatkek		11:00	1-2	0-0	1-2	1	0	1	4	2	3	0	0	0	1	0	-7
0	Myreon Jones		20:13	0-2	0-2	0-0	0-0	0	2	2	0	2	0	3	0	1	0	-7
22	Tyree Appleby		24:49	3-8	3-8	2-2	0-0	4	4	2	3	11	4	4	0	0	0	-10
10	Elijah Kennedy		12:39	0-5	0-5	0-0	0-0	0	1	1	2	0	0	0	1	0	0	-5
Team								2	0	2			0					
Totals				19:50	4-29	12-14	8	20	28	18	18	54	14	14	4	3	1	-16

Technical Fouls: NONE

Shooting By Period		
1 <sup>st</sup>	FG%	7-22 31.8%
	3PT%	2-15 13.3%
	FT%	6-7 85.7%
2 <sup>nd</sup>	FG%	12-28 42.9%
	3PT%	6-7 85.7%
	FT%	6-7 85.7%
GM	FG%	19-50 38.0%
	3PT%	4-29 13.8%
	FT%	12-14 85.7%

Dead Ball Rebounds: 1, 0

### GAME 20 • vs. ARKANSAS (L, 64-55)



Official Basketball Box Score - Final  
**Arkansas at Ole Miss**  
 01/26/22 The Sandy and John Black Pavilion at Ole Miss, Oxford, Miss.  
 2021-22 Ole Miss Men's Basketball

Game Time: 6:00 PM  
 Game Duration: 1:48  
 Attendance: 6,642

Officials: Doug Shows, Chuck Jones, Lamar Simpson

Arkansas - 64

Record: 15-5 (3-3)

NO.	Name	Min	FG	3P	FT	Rebounds	Fouls	TP	AS	TO	ST	Blocks	BS	BA	+	-	
			M/A	M/A	M/A	OR	DR	TOT	PF	FD							
3	Trey Wade	F 39:40	5-5	2-2	0-1	1	4	5	4	1	12	4	0	0	1	0	9
10	Stanley Williams	F 35:48	6-10	2-3	4-5	1	7	8	1	6	18	3	4	2	3	0	8
0	Jaylin Ulmude	G 18:38	0-4	0-1	0-0	0	2	2	0	0	0	0	0	2	0	0	7
1	JD Notae	G 37:31	10-23	4-10	1-2	0	3	3	2	5	25	5	5	1	0	0	9
5	Au/Diese Toney	G 36:43	2-5	0-1	3-4	0	5	5	0	2	7	1	2	1	0	0	12
4	Davonte Davis	22:55	0-2	0-1	0-0	0	1	1	3	0	0	3	2	0	0	0	-1
20	Kamari Johnson	07:44	1-1	0-0	0-0	1	2	3	2	1	2	0	0	0	1	0	3
11	Chris Lykes	01:01	0-0	0-0	0-0	0	0	0	0	0	0	0	1	0	0	0	-2
Team						1	3	4			0						
Totals			24:50	8-18	8-12	4	27	31	14	15	64	16	14	6	5	1	9

Technical Fouls: NONE

Shooting By Period			
1 <sup>st</sup>	FG%	13-25	52.0%
	3PT%	4-11	36.4%
	FT%	0-0	0%
2 <sup>nd</sup>	FG%	11-25	44.0%
	3PT%	4-7	57.1%
	FT%	8-12	66.7%
GM	FG%	24-50	48.0%
	3PT%	8-18	44.4%
	FT%	8-12	66.7%



0

eric

VAN DER HEIJDEN

Raleigh, N.C. • Millbrook

Freshman • Forward • 6-8 • 205



### BIO

#### HIGH SCHOOL

- Top-200 prospect nationally
- No. 9 in the state of North Carolina
- Named to the 2021 Carolinas Classic
- Averaged a double-double (18.2 ppg, 11.2 rpg) as a senior to go along with 4.1 apg, guiding his team to an undefeated season
- Earned all-state and first team all-district honors from the North Carolina Basketball Coaches Association
- Tabbed the Cap 7 Conference Player of the Year
- Led Millbrook to their first North Carolina Class 4A State Championship (MVP honors)
- Led his team to a 42-4 record over his final two seasons, making 96 three-pointers during the stretch and shooting 43 percent from long distance.

#### PERSONAL

- Born August 8, 2002
- Son of Kim and Allard Van Der Heijden
- Has one sibling, Jake
- Multi-disciplinary studies major

THE VAN DER HEIJDEN FILE	
BIRTHDAY	AUGUST 8, 2002
MAJOR	MULTI-DISCIPLINARY STUDIES
PARENTS	KIM AND ALLARD VAN DER HEIJDEN
CAREER HIGHS	

Points: 2, vs. Charleston So. (11/12/21)  
 Rebounds: 2, vs. Elon (11/19/21)  
 Assists: 1, 2x, last vs. Missouri (01/18/22)  
 Steals: 1, vs. Elon (11/19/21)  
 Blocks: 1, vs. Rider (11/30/21)  
 Field Goals: 1, vs. Charleston So. (11/12/21)  
 Free Throws: 1, vs. Elon (11/19/21)  
 Three Pointers: --

#### SEASON HIGHS

Points: 2, vs. Charleston So. (11/12/21)  
 Rebounds: 2, vs. Elon (11/19/21)  
 Assists: 1, 2x, last vs. Missouri (01/18/22)  
 Steals: 1, vs. Elon (11/19/21)  
 Blocks: 1, vs. Rider (11/30/21)  
 Field Goals: 1, vs. Charleston So. (11/12/21)  
 Free Throws: 1, vs. Elon (11/19/21)  
 Three Pointers: --

#### SEASON SUPERLATIVES

Double-Figure Points: --  
 Double-Figure Rebounds: --  
 Double-Doubles: --  
 5+ Rebounds: --  
 5+ Assists: --  
 Led Team in Points: --  
 Led Team in Rebounds: --  
 Led Team in Assists: --

### SEASON GAME-BY-GAME

Opponent	Date	GS	MIN	Total		3-Pointers		Free throws		Rebounds				PF	A	TO	BLK	STL	PTS	AVG
				FG-FGA	PCT	3FG-3FGA	PCT	FT-FTA	PCT	OFF	DEF	TOT	AVG							
New Orleans	11/09/2021		06:13	0-1	.000	0-1	.000	0-0	.000	0	0	0	0.0	3	1	1	0	0	0	0.0
Charleston So.	11/12/2021		05:28	1-3	.333	0-0	.000	0-0	.000	0	0	0	0.0	0	0	1	0	0	2	1.0
vs Elon	11/19/2021		03:28	0-0	.000	0-0	.000	1-2	.500	0	2	2	0.7	1	0	0	0	1	1	1.0
vs Boise St.	11/21/2021		01:10	0-1	.000	0-0	.000	0-0	.000	0	0	0	0.5	0	0	0	0	0	0	0.8
Mississippi Val.	11/26/2021		02:21	0-1	.000	0-1	.000	0-0	.000	0	0	0	0.4	1	0	0	0	0	0	0.6
Rider	11/30/2021		03:04	0-0	.000	0-0	.000	0-0	.000	0	0	0	0.3	1	0	1	1	0	0	0.5
Missouri	01/18/2022		06:46	0-0	.000	0-0	.000	0-0	.000	0	0	0	0.3	1	1	0	0	0	0	0.4
Arkansas	01/26/2022		01:04	0-0	.000	0-0	.000	0-0	.000	0	0	0	0.3	0	0	0	0	0	0	0.4
<b>Totals</b>		<b>0</b>	<b>29:34</b>	<b>1-6</b>	<b>.167</b>	<b>0-2</b>	<b>.000</b>	<b>1-2</b>	<b>.500</b>	<b>0</b>	<b>2</b>	<b>2</b>	<b>0.3</b>	<b>7</b>	<b>2</b>	<b>3</b>	<b>1</b>	<b>1</b>	<b>3</b>	<b>0.4</b>

#### Player Averages

Games Played	Minutes/game	Points/game	FG Pct	3FG Pct	FT Pct	Rebounds/game	Assists/game	Turnovers/game	Assist/Turnover ratio	Steals/game	Blocks/game
8	3.7	0.4	16.7	0.0	50.0	0.3	0.3	0.4	0.7	0.1	0.1

### CAREER STATS

				Field Goals		3-Point		F-Throws		Rebounds				Scoring						
SEASON	TEAM	GP-GS	MIN/AVG	FG-FGA	FG%	3FG-3FGA	3FG%	FT-FTA	FT%	OFF	DEF	TOT	AVG	PF-FO	A	TO	BLK	STL	PTS	AVG
2021-22	OM	8-0	30/3.7	1-6	.167	0-2	.000	1-2	.500	0	2	2	0.3	7-0	2	3	1	1	3	0.4
<b>TOTAL</b>		<b>8-0</b>	<b>30/3.7</b>	<b>1-6</b>	<b>.167</b>	<b>0-2</b>	<b>.000</b>	<b>1-2</b>	<b>.500</b>	<b>0</b>	<b>2</b>	<b>2</b>	<b>0.3</b>	<b>7-0</b>	<b>2</b>	<b>3</b>	<b>1</b>	<b>1</b>	<b>3</b>	<b>0.4</b>

1
austin
CROWLEY

West Point, Miss. • Sunrise Christian Academy (Kan.)  
Junior • Guard • 6-5 • 195

### BIO

#### SOPHOMORE (2020-21)

- 27 games played (2 starts)
- 2.4 PPG, 1.5 RPG, .366 FG, .233 3PT, .750 FT
- Career high 11 points off bench in win over UT Martin
- Named to the SEC Winter Academic Honor Roll

#### FRESHMAN (2019-20)

- One of three Rebels to play all 32 games (1 start)
- Led bench in playing time (16.6 minutes per game)
- 2.8 PPG, 1.7 APG, 1.6 RPG, .369 FG, .282 3PT, .750 FT
- Third on team in assists (53)
- Career-high 11 points vs. Middle Tennessee
- Career-high eight assists vs. Vanderbilt
- Named to the SEC First-Year Academic Honor Roll

#### HIGH SCHOOL

- Four-star by 247Sports, ESPN and Rivals
- No. 70 overall, 20th-best guard nationally (247Sports)
- No. 27 guard nationally by Rivals
- ESPN No. 3 player in Mississippi
- Spent final two years at Sunrise Christian Academy in Kansas
- 15.2 PPG, McDonald's All-American nominee as a senior

#### PERSONAL

- Born Sept. 7, 2000
- Son of James and Amy Crowley
- One brother, Ryan, and one sister, Erika
- Full name is Matthew Austin Crowley
- Multi-disciplinary studies major

### SEASON GAME-BY-GAME

Opponent	Date	GS	MIN	Total		3-Pointers		Free throws		Rebounds			PF	A	TO	BLK	STL	PTS	AVG	
				FG-FGA	PCT	3FG-3FGA	PCT	FT-FTA	PCT	OFF	DEF	TOT								AVG
New Orleans	11/09/2021	*	19:20	5-6	.833	3-4	.750	0-0	.000	0	4	4	4.0	1	4	1	0	3	13	13.0
Charleston So.	11/12/2021	*	24:59	4-8	.500	3-7	.429	0-0	.000	0	1	1	2.5	1	9	1	2	11	12.0	
vs Marquette	11/18/2021	*	25:39	3-8	.375	2-3	.667	0-0	.000	0	4	4	3.0	1	6	2	0	8	10.7	
vs Elon	11/19/2021		15:51	0-4	.000	0-2	.000	0-0	.000	0	2	2	2.8	1	0	2	0	0	8.0	
vs Boise St.	11/21/2021		17:23	2-6	.333	0-0	.000	0-0	.000	0	2	2	2.6	2	2	1	2	4	7.2	
Mississippi Val.	11/26/2021	*	26:37	3-8	.375	1-2	.500	2-2	1.000	0	2	2	2.5	0	5	1	0	9	7.5	
Rider	11/30/2021	*	26:00	5-13	.385	0-5	.000	0-0	.000	0	4	4	2.7	0	5	1	0	10	7.9	
Memphis	12/04/2021	*	22:14	1-6	.167	1-3	.333	0-0	.000	0	2	2	2.6	4	4	3	0	1	3	7.3
vs Western Ky.	12/11/2021	*	12:30	0-3	.000	0-1	.000	0-0	.000	0	2	2	2.6	0	1	2	0	0	6.4	
Middle Tenn.	12/15/2021		05:16	0-2	.000	0-0	.000	0-0	.000	0	1	1	2.4	1	0	0	0	0	5.8	
Dayton	12/18/2021		04:34	0-0	.000	0-0	.000	0-0	.000	0	0	0	2.2	2	1	0	0	0	5.3	
Samford	12/21/2021		03:42	0-0	.000	0-0	.000	0-0	.000	0	0	0	2.0	1	0	0	0	0	4.8	
at Tennessee	01/05/2022		24:42	1-3	.333	1-3	.333	0-0	.000	0	3	3	2.1	0	3	2	0	0	3	4.7
Mississippi St.	01/08/2022		03:36	0-1	.000	0-1	.000	0-0	.000	0	0	0	1.9	0	1	0	0	0	4.4	
at Texas A&M	01/11/2022		12:03	1-2	.500	0-1	.000	0-0	.000	0	1	1	1.9	1	0	2	0	2	4.2	
Auburn	01/15/2022		05:03	1-2	.500	1-2	.500	0-0	.000	0	0	0	1.8	0	0	0	0	3	4.1	
at Mississippi St.	01/22/2022		17:34	1-3	.333	1-2	.500	0-0	.000	0	2	2	1.8	2	0	2	0	0	3	4.1
Florida	01/24/2022		17:11	0-2	.000	0-1	.000	4-4	1.000	0	5	5	1.9	3	3	1	0	0	4	4.1
Arkansas	01/26/2022		14:51	1-3	.333	0-0	.000	0-0	.000	0	3	3	2.0	2	2	3	1	0	2	3.9
Totals		7	299:06	28-80	.350	13-37	.351	6-6	1.000	0	38	38	2.0	22	46	24	4	10	75	3.9

#### Player Averages

Games Played	Minutes/game	Points/game	FG Pct	3FG Pct	FT Pct	Rebounds/game	Assists/game	Turnovers/game	Assist/Turnover ratio	Steals/game	Blocks/game
19	15.7	3.9	35.0	35.1	100.0	2.0	2.4	1.3	1.9	0.5	0.2

### THE CROWLEY FILE

BIRTHDAY	SEPT. 7, 2000
MAJOR	MULTI-DISCIPLINARY STUDIES
PARENTS	JAMES AND AMY CROWLEY
CAREER HIGHS	

Points: 13, vs. New Orleans (11/09/21)  
Rebounds: 10, vs. Auburn (01/06/21)  
Assists: 9, vs. Charleston So. (11/12/21)  
Steals: 4, vs. Auburn (01/06/21)  
Blocks: 2, 2x, last vs. Boise St. (11/21/21)  
Field Goals: 5, 2x, last vs. Rider (11/30/21)  
Free Throws: 4, vs. Florida (01/24/22)  
Three Pointers: 3, 3x, last vs. CSU (11/12/21)

### SEASON HIGHS

Points: 13, vs. New Orleans (11/09/21)  
Rebounds: 5, vs. Florida (01/24/22)  
Assists: 9, vs. Charleston So. (11/12/21)  
Steals: 3, vs. New Orleans (11/09/21)  
Blocks: 2, vs. Boise St. (11/21/21)  
Field Goals: 5, 2x, last vs. Rider (11/30/21)  
Free Throws: 4, vs. Florida (01/24/22)  
Three Pointers: 3, 2x, last vs. CSU (11/12/21)

### SEASON SUPERLATIVES

Double-Figure Points: 3  
Double-Figure Rebounds: --  
Double-Doubles: --  
5+ Rebounds: 1  
5+Assists: 4  
Led Team in Points: 1  
Led Team in Rebounds: --  
Led Team in Assists: 6

### CAREER STATS

				Field Goals		3-Point		F-Throws		Rebounds									Scoring	
SEASON	TEAM	GP-GS	MIN/AVG	FG-FGA	FG%	3FG-3FGA	3FG%	FT-FTA	FT%	OFF	DEF	TOT	AVG	PF-FO	A	TO	BLK	STL	PTS	AVG
2019-20	OM	32-1	548/17.1	31-84	.369	11-39	.282	18-24	.750	13	37	50	1.6	38-1	53	26	2	12	91	2.8
2020-21	OM	27-2	309/11.5	26-71	.366	7-30	.233	6-8	.750	5	36	41	1.5	30-0	18	21	3	11	65	2.4
2021-22	OM	19-7	299/15.7	28-80	.350	13-37	.351	6-6	1.000	0	38	38	2.0	22-0	46	24	4	10	75	3.9
TOTAL		78-10	1156/14.8	85-235	.362	31-106	.292	30-38	.789	18	111	129	1.7	90-1	117	71	9	33	231	3.0

# 2 daeshun RUFFIN

Jackson, Miss. • Callaway

Freshman • Guard • 5-9 • 160



## BIO

### HIGH SCHOOL

- First McDonald's All-American signee in program history
- Consensus 4-star
- No. 40 nationally, No. 1 in Mississippi
- Two-time Mississippi Gatorade Player of the Year
- 2021 MaxPreps Mississippi High School Basketball Player of the Year
- Allen Iverson Roundball Classic
- 2,337 points in high school, averaging 25.4 ppg under the guidance of Ole Miss alum David Sanders
- Four-time All-State
- 33.1 PPG, 3.3 RPG, 2.0 APG, 2.8 SPG as a senior
- Led Callaway to state title as a junior

### PERSONAL

- Son of Twyla Ruffin-McDonald
- Has five siblings
- Born March 19, 2002
- General business major

## THE RUFFIN FILE

BIRTHDAY	MARCH 19, 2002
MAJOR	GENERAL BUSINESS
PARENTS	TWYLA RUFFIN-MCDONALD

## CAREER HIGHS

Points: 21, vs. Florida (01/24/22)  
 Rebounds: 2, 6x, last vs. Arkansas (01/26/22)  
 Assists: 8, vs. Mississippi St. (01/08/22)  
 Steals: 5, at Tennessee (01/05/22)  
 Blocks: 1, vs. New Orleans (11/09/21)  
 Field Goals: 6, 2x, last vs. Florida (12/24/22)  
 Free Throws: 9, 2x, last vs. Florida (12/24/22)  
 Three Pointers: 3, vs. Mississippi St. (01/08/22)

## SEASON HIGHS

Points: 21, vs. Florida (01/24/22)  
 Rebounds: 2, 6x, last vs. Arkansas (01/26/22)  
 Assists: 8, vs. Mississippi St. (01/08/22)  
 Steals: 5, at Tennessee (01/05/22)  
 Blocks: 1, vs. New Orleans (11/09/21)  
 Field Goals: 6, 2x, last vs. Florida (12/24/22)  
 Free Throws: 9, 2x, last vs. Florida (12/24/22)  
 Three Pointers: 3, vs. Mississippi St. (01/08/22)

## SEASON SUPERLATIVES

Double-Figure Points: 8  
 Double-Figure Rebounds: --  
 Double-Doubles: --  
 5+ Rebounds: --  
 5+Assists: 4  
 Led Team in Points: 5  
 Led Team in Rebounds: --  
 Led Team in Assists: 6

## SEASON GAME-BY-GAME

Opponent	Date	GS	MIN	Total		3-Pointers		Free throws		Rebounds				PF	A	TO	BLK	STL	PTS	AVG	
				FG-FGA	PCT	3FG-3FGA	PCT	FT-FTA	PCT	OFF	DEF	TOT	AVG								
New Orleans	11/09/2021		15:04	2-6	.333	0-3	.000	0-0	.000	0	2	2	2.0	1	2	2	1	2	4	4.0	
Middle Tenn.	12/15/2021		12:34	4-9	.444	0-2	.000	4-6	.667	0	0	0	1.0	2	1	1	0	1	12	8.0	
Dayton	12/18/2021		16:10	5-9	.556	0-3	.000	9-12	.750	0	0	0	0.7	0	2	3	0	1	19	11.7	
Samford	12/21/2021		25:16	6-18	.333	1-4	.250	4-6	.667	0	0	0	0.5	2	5	2	0	3	17	13.0	
at Tennessee	01/05/2022	*	23:31	1-9	.111	0-2	.000	1-1	1.000	0	0	0	0.4	3	3	3	0	5	3	11.0	
Mississippi St.	01/08/2022	*	30:47	5-13	.385	3-8	.375	4-6	.667	0	0	0	0.3	3	8	4	0	4	17	12.0	
at Texas A&M	01/11/2022	*	29:49	3-10	.300	1-4	.250	3-3	1.000	0	1	1	0.4	1	4	2	0	2	10	11.7	
Auburn	01/15/2022	*	37:35	2-8	.250	1-5	.200	2-2	1.000	0	2	2	0.6	1	3	2	0	0	7	11.1	
Missouri	01/18/2022	*	26:36	5-12	.417	1-5	.200	1-4	.250	0	2	2	0.8	4	2	1	0	4	12	11.2	
at Mississippi St.	01/22/2022	*	32:43	4-8	.500	1-2	.500	0-0	.000	1	1	2	0.9	2	6	5	0	2	9	11.0	
Florida	01/24/2022	*	33:19	6-13	.462	0-1	.000	9-10	.900	1	1	2	1.0	4	6	2	0	4	21	11.9	
Arkansas	01/26/2022	*	25:14	2-11	.182	1-7	.143	5-5	1.000	1	1	2	1.1	1	0	3	0	1	10	11.8	
Totals			8	308:38	45-126	.357	9-46	.196	42-55	.764	3	10	13	1.1	24	42	30	1	29	141	11.8

### Player Averages

Games Played	Minutes/game	Points/game	FG Pct	3FG Pct	FT Pct	Rebounds/game	Assists/game	Turnovers/game	Assist/Turnover ratio	Steals/game	Blocks/game
12	25.7	11.8	35.7	19.6	76.4	1.1	3.5	2.5	1.4	2.4	0.1

## CAREER STATS

				Field Goals		3-Point		F-Throws		Rebounds				Scoring						
SEASON	TEAM	GP-GS	MIN/AVG	FG-FGA	FG%	3FG-3FGA	3FG%	FT-FTA	FT%	OFF	DEF	TOT	AVG	PF-FO	A	TO	BLK	STL	PTS	AVG
2021-22	OM	12-8	309/25.7	45-126	.357	9-46	.196	42-55	.764	3	10	13	1.1	24-0	42	30	1	29	141	11.8
<b>TOTAL</b>		<b>12-8</b>	<b>309/25.7</b>	<b>45-126</b>	<b>.357</b>	<b>9-46</b>	<b>.196</b>	<b>42-55</b>	<b>.764</b>	<b>3</b>	<b>10</b>	<b>13</b>	<b>1.1</b>	<b>24-0</b>	<b>42</b>	<b>30</b>	<b>1</b>	<b>29</b>	<b>141</b>	<b>11.8</b>



# 4 jaemyn BRAKEFIELD

Jackson, Miss. • Huntington Prep • Duke  
Sophomore • Forward • 6-8 • 220



## BIO

### FRESHMAN (2020-21, AT DUKE)

- Played in 22 of 24 games
- 3.5 PPG, 2.5 RPG, .408 FG, .314 3PT, .417 FT
- 11 points, four rebounds off bench against No. 8 Michigan State in Champions Classic
- Versus Bellarmine, became first freshman in Cameron Indoor history to go a perfect 4-for-4 from beyond the arc and only the third Duke freshman to do it in any game
- All-ACC Academic Team

Year as a sophomore, junior and senior, becoming the first player to win the honor three times in the award's history

- 19.2 PPG, 8.3 RPG, 3.0 APG as a senior
- 2020 Jordan Brand Classic

### PERSONAL

- Born December 19, 2000
- Son of Pamela Root and James Brakefield
- Six siblings
- General business major

### HIGH SCHOOL

- Five-star power forward
- ESPN No. 29 nationally
- ESPN No. 4 power forward nationally
- ESPN No. 1 prospect in Mississippi
- Three-time West Virginia Gatorade Player of the

## SEASON GAME-BY-GAME

Opponent	Date	GS	MIN	Total		3-Pointers		Free throws		Rebounds				PF	A	TO	BLK	STL	PTS	AVG
				FG-FGA	PCT	3FG-3FGA	PCT	FT-FTA	PCT	OFF	DEF	TOT	AVG							
New Orleans	11/09/2021		16:57	4-7	.571	1-3	.333	1-2	.500	0	3	3	3.0	0	2	2	0	0	10	10.0
Charleston So.	11/12/2021	*	25:12	4-9	.444	0-3	.000	0-1	.000	3	5	8	5.5	3	0	3	2	0	8	9.0
vs Marquette	11/18/2021	*	26:54	5-9	.556	1-1	1.000	0-1	.000	2	3	5	5.3	0	2	3	0	0	11	9.7
vs Elon	11/19/2021	*	23:09	4-8	.500	3-4	.750	5-6	.833	1	3	4	5.0	3	0	1	1	0	16	11.3
vs Boise St.	11/21/2021	*	25:51	3-7	.429	0-1	.000	2-2	1.000	0	3	3	4.6	2	0	1	1	1	8	10.6
Mississippi Val.	11/26/2021		17:04	3-7	.429	1-3	.333	1-1	1.000	0	3	3	4.3	1	0	1	0	2	8	10.2
Rider	11/30/2021		28:14	2-7	.286	2-5	.400	2-2	1.000	3	5	8	4.9	0	0	1	0	0	8	9.9
Memphis	12/04/2021		15:18	2-5	.400	1-2	.500	2-2	1.000	0	0	0	4.3	5	1	1	0	1	7	9.5
vs Western Ky.	12/11/2021	*	19:11	0-5	.000	0-2	.000	0-0	.000	0	3	3	4.1	0	0	2	1	1	0	8.4
Middle Tenn.	12/15/2021	*	29:46	3-6	.500	3-4	.750	1-2	.500	0	6	6	4.3	1	0	2	0	0	10	8.6
Dayton	12/18/2021	*	27:27	4-6	.667	1-3	.333	0-0	.000	1	2	3	4.2	4	0	3	0	3	9	8.6
Samford	12/21/2021	*	32:03	5-11	.455	1-4	.250	0-0	.000	2	3	5	4.3	1	0	1	0	3	11	8.8
at Tennessee	01/05/2022	*	33:47	3-5	.600	1-1	1.000	1-2	.500	2	6	8	4.5	0	0	5	0	2	8	8.8
Mississippi St.	01/08/2022	*	32:51	6-9	.667	2-5	.400	1-2	.500	0	4	4	4.5	2	0	2	1	0	15	9.2
at Texas A&M	01/11/2022	*	33:56	2-6	.333	1-5	.200	4-4	1.000	0	4	4	4.5	2	0	1	0	1	9	9.2
Auburn	01/15/2022	*	26:35	4-9	.444	0-1	.000	2-2	1.000	3	2	5	4.5	2	5	2	0	0	10	9.3
Missouri	01/18/2022	*	26:11	1-5	.200	1-4	.250	0-0	.000	0	1	1	4.3	1	1	2	0	0	3	8.9
at Mississippi St.	01/22/2022	*	33:59	5-7	.714	1-3	.333	2-3	.667	1	1	2	4.2	0	2	0	1	0	13	9.1
Florida	01/24/2022	*	26:37	1-1	1.000	0-0	.000	0-0	.000	0	5	5	4.2	3	1	2	0	0	2	8.7
Arkansas	01/26/2022	*	26:58	2-6	.333	1-2	.500	0-0	.000	0	3	3	4.2	2	0	2	0	2	5	8.6
<b>Totals</b>			<b>16</b>	<b>528:01</b>	<b>.467</b>	<b>21-56</b>	<b>.375</b>	<b>24-32</b>	<b>.750</b>	<b>18</b>	<b>65</b>	<b>83</b>	<b>4.2</b>	<b>32</b>	<b>14</b>	<b>37</b>	<b>7</b>	<b>16</b>	<b>171</b>	<b>8.6</b>

### Player Averages

Games Played	Minutes/game	Points/game	FG Pct	3FG Pct	FT Pct	Rebounds/game	Assists/game	Turnovers/game	Assist/Turnover ratio	Steals/game	Blocks/game
20	26.4	8.6	46.7	37.5	75.0	4.2	0.7	1.9	0.4	0.8	0.4

## THE BRAKEFIELD FILE

BIRTHDAY	DEC. 19, 2000
MAJOR	GENERAL BUSINESS
PARENTS	PAMELA ROOT & JAMES BRAKEFIELD
CAREER HIGHS	

Points: 16, vs. Elon (11/19/21)  
Rebounds: 8, 3x, last at Tennessee (01/05/22)  
Assists: 5, vs. Auburn (01/15/22)  
Steals: 3, 3x, last vs. Samford (12/21/21)  
Blocks: 4, vs. Virginia (02/20/21)  
Field Goals: 6, vs. Mississippi St. (01/08/22)  
Free Throws: 5, vs. Elon (11/19/21)  
Three Pointers: 4, vs. Michigan St. (12/01/20)

## SEASON HIGHS

Points: 16, vs. Elon (11/19/21)  
Rebounds: 8, 3x, last at Tennessee (01/05/22)  
Assists: 5, vs. Auburn (01/15/22)  
Steals: 3, 2x, last vs. Samford (12/21/21)  
Blocks: 2, vs. Charleston So. (11/12/21)  
Field Goals: 6, vs. Mississippi St. (01/08/22)  
Free Throws: 5, vs. Elon (11/19/21)  
Three Pointers: 3, 2x, last vs. MTSU (12/15/21)

## SEASON SUPERLATIVES

Double-Figure Points: 8  
Double-Figure Rebounds: --  
Double-Doubles: --  
5+ Rebounds: 8  
5+ Assists: 1  
Led Team in Points: 1  
Led Team in Rebounds: 1  
Led Team in Assists: 1

## CAREER STATS

				Field Goals		3-Point		F-Throws		Rebounds				Scoring						
SEASON	TEAM	GP-GS	MIN/AVG	FG-FGA	FG%	3FG-3FGA	3FG%	FT-FTA	FT%	OFF	DEF	TOT	AVG	PF-FO	A	TO	BLK	STL	PTS	AVG
2020-21	Duke	22-2	273/12.4	31-76	.408	11-35	.314	5-12	.417	15	41	56	2.5	27-0	10	10	9	8	78	3.5
2021-22	OM	20-16	528/26.4	63-135	.467	21-56	.375	24-32	.750	18	65	83	4.2	32-1	14	37	7	16	171	8.6
<b>TOTAL FOR OM</b>		<b>20-16</b>	<b>528/26.4</b>	<b>63-135</b>	<b>.467</b>	<b>21-56</b>	<b>.375</b>	<b>24-32</b>	<b>.750</b>	<b>18</b>	<b>65</b>	<b>83</b>	<b>4.2</b>	<b>32-1</b>	<b>14</b>	<b>37</b>	<b>7</b>	<b>16</b>	<b>171</b>	<b>8.6</b>
<b>TOTAL</b>		<b>42-18</b>	<b>801/19.1</b>	<b>94-211</b>	<b>.445</b>	<b>32-91</b>	<b>.352</b>	<b>29-44</b>	<b>.659</b>	<b>33</b>	<b>106</b>	<b>139</b>	<b>3.3</b>	<b>59-1</b>	<b>24</b>	<b>47</b>	<b>16</b>	<b>24</b>	<b>249</b>	<b>5.9</b>



5

james WHITE

Conyers, Ga. • Heritage  
Freshman • Guard • 6-5 • 190



### BIO

#### HIGH SCHOOL

- No. 135 nationally, No. 9 player in Georgia
- Two-time First-Team All-State
- 2021 Region 3 6A Player of the Year
- Scored 1,412 points in two varsity seasons
- 27.5 PPG, 8.2 RPG, 3.0 APG as a senior
- Ranked among state's top five scorers as a junior with 724 points (24.1 PPG)

#### PERSONAL

- Born July 12, 2003
- Son of James and Nicole White
- Has two siblings, Jared and Jada
- Freshman studies major

### THE WHITE FILE

BIRTHDAY	JULY 12, 2003
MAJOR	FRESHMAN STUDIES
PARENTS	JAMES AND NICOLE WHITE

### CAREER HIGHS

Points: 6, vs. Charleston So. (11/12/21)  
Rebounds: 1, 5x, last vs. Arkansas (01/26/22)  
Assists: 1, vs. WKU (12/11/21)  
Steals: --  
Blocks: --  
Field Goals: 3, vs. Charleston So. (11/12/21)  
Free Throws: --  
Three Pointers: --

### SEASON HIGHS

Points: 6, vs. Charleston So. (11/12/21)  
Rebounds: 1, 5x, last vs. Arkansas (01/26/22)  
Assists: 1, vs. WKU (12/11/21)  
Steals: --  
Blocks: --  
Field Goals: 3, vs. Charleston So. (11/12/21)  
Free Throws: --  
Three Pointers: --

### SEASON SUPERLATIVES

Double-Figure Points: --  
Double-Figure Rebounds: --  
Double-Doubles: --  
5+ Rebounds: --  
5+ Assists: --  
Led Team in Points: --  
Led Team in Rebounds: --  
Led Team in Assists: --

### SEASON GAME-BY-GAME

Opponent	Date	GS	MIN	Total		3-Pointers		Free throws		Rebounds				PF	A	TO	BLK	STL	PTS	AVG
				FG-FGA	PCT	3FG-3FGA	PCT	FT-FTA	PCT	OFF	DEF	TOT	AVG							
New Orleans	11/09/2021		03:53	0-1	.000	0-0	.000	0-0	.000	0	1	1	1.0	0	0	0	0	0	0	0.0
Charleston So.	11/12/2021		07:43	3-5	.600	0-1	.000	0-0	.000	0	1	1	1.0	0	0	0	0	0	6	3.0
vs Elon	11/19/2021		05:20	1-2	.500	0-0	.000	0-0	.000	0	1	1	1.0	2	0	0	0	0	2	2.7
Mississippi Val.	11/26/2021		01:43	0-0	.000	0-0	.000	0-0	.000	0	0	0	0.8	1	0	0	0	0	0	2.0
Rider	11/30/2021		03:04	0-0	.000	0-0	.000	0-0	.000	0	0	0	0.6	1	0	1	0	0	0	1.6
vs Western Ky.	12/11/2021		06:02	0-3	.000	0-2	.000	0-0	.000	0	0	0	0.5	0	1	0	0	0	0	1.3
at Tennessee	01/05/2022		03:54	0-2	.000	0-0	.000	0-0	.000	0	0	0	0.4	0	0	0	0	0	0	1.1
at Texas A&M	01/11/2022		05:33	0-0	.000	0-0	.000	0-0	.000	0	0	0	0.4	0	0	0	0	0	0	1.0
Missouri	01/18/2022		10:20	1-3	.333	0-0	.000	0-0	.000	0	1	1	0.4	2	0	0	0	0	2	1.1
Arkansas	01/26/2022		02:01	0-2	.000	0-1	.000	0-0	.000	1	0	1	0.5	1	0	0	0	0	0	1.0
<b>Totals</b>			<b>0 49:33</b>	<b>5-18</b>	<b>.278</b>	<b>0-4</b>	<b>.000</b>	<b>0-0</b>	<b>.000</b>	<b>1</b>	<b>4</b>	<b>5</b>	<b>0.5</b>	<b>7</b>	<b>1</b>	<b>1</b>	<b>0</b>	<b>0</b>	<b>10</b>	<b>1.0</b>

#### Player Averages

Games Played	Minutes/game	Points/game	FG Pct	3FG Pct	FT Pct	Rebounds/game	Assists/game	Turnovers/game	Assist/Turnover ratio	Steals/game	Blocks/game
10	5.0	1.0	27.8	0.0	0.0	0.5	0.1	0.1	1.0	0.0	0.0

### CAREER STATS

				Field Goals		3-Point		F-Throws		Rebounds									Scoring	
SEASON	TEAM	GP-GS	MIN/AVG	FG-FGA	FG%	3FG-3FGA	3FG%	FT-FTA	FT%	OFF	DEF	TOT	AVG	PF-FO	A	TO	BLK	STL	PTS	AVG
2021-22	OM	10-0	50/5.0	5-18	.278	0-4	.000	0-0	.000	1	4	5	0.5	7-0	1	1	0	0	10	1.0
TOTAL		10-0	50/5.0	5-18	.278	0-4	.000	0-0	.000	1	4	5	0.5	7-0	1	1	0	0	10	1.0

10

grant SLATTEN

Sparta, Tenn. • White County

Freshman • Guard • 6-5 • 190



### BIO

#### HIGH SCHOOL

- No. 6 prospect in Tennessee
- Runner-up for 2021 Mr. Basketball in Tennessee (Class 3A)
- 2021 6AAA Player of the Year
- All-time leading scorer in White County history with 2,765 points
- Five 40-point games and 30 games with 30 or more
- School record 59 points in a game as a senior
- Three-time All-State
- Four-time 3AAA All-Region and 6AAA All-District

#### PERSONAL

- Born May 27, 2002
- Son of Bruce and Beth Slatten
- Has one sibling, Will
- Biological science major

### SEASON GAME-BY-GAME

Opponent	Date	GS	MIN	Total		3-Pointers		Free throws		Rebounds				PF	A	TO	BLK	STL	PTS	AVG
				FG-FGA	PCT	3FG-3FGA	PCT	FT-FTA	PCT	OFF	DEF	TOT	AVG							
New Orleans	11/09/2021		01:32	0-0	.000	0-0	.000	0-0	.000	0	1	1	1.0	0	0	1	0	0	0	0.0
vs Elon	11/19/2021		00:24	0-0	.000	0-0	.000	0-0	.000	0	0	0	0.5	0	0	0	0	0	0	0.0
Rider	11/30/2021		02:21	0-1	.000	0-1	.000	0-0	.000	0	0	0	0.3	0	0	0	0	0	0	0.0
vs Western Ky.	12/11/2021		01:23	0-0	.000	0-0	.000	0-0	.000	0	0	0	0.3	0	0	0	0	1	0	0.0
Missouri	01/18/2022		07:37	2-2	1.000	0-0	.000	0-1	.000	0	0	0	0.2	1	1	2	0	1	4	0.8
<b>Totals</b>		<b>0</b>	<b>13:17</b>	<b>2-3</b>	<b>.667</b>	<b>0-1</b>	<b>.000</b>	<b>0-1</b>	<b>.000</b>	<b>0</b>	<b>1</b>	<b>1</b>	<b>0.2</b>	<b>1</b>	<b>1</b>	<b>3</b>	<b>0</b>	<b>2</b>	<b>4</b>	<b>0.8</b>

#### Player Averages

Games Played	Minutes/game	Points/game	FG Pct	3FG Pct	FT Pct	Rebounds/game	Assists/game	Turnovers/game	Assist/Turnover ratio	Steals/game	Blocks/game
5	2.7	0.8	66.7	0.0	0.0	0.2	0.2	0.6	0.3	0.4	0.0

### THE SLATTEN FILE

BIRTHDAY	MAY 27, 2002
MAJOR	BIOLOGICAL SCIENCE
PARENTS	BRUCE AND BETH SLATTEN
CAREER HIGHS	

Points: 4, vs. Missouri (01/18/22)  
Rebounds: 1, vs. New Orleans (11/09/21)  
Assists: 1, 2x, last vs. Missouri (01/18/22)  
Steals: 1, 2x, last vs. Missouri (01/18/22)  
Blocks: --  
Field Goals: 2, vs. Missouri (01/18/22)  
Free Throws: --  
Three Pointers: --

### SEASON HIGHS

Points: 4, vs. Missouri (01/18/22)  
Rebounds: 1, vs. New Orleans (11/09/21)  
Assists: 1, 2x, last vs. Missouri (01/18/22)  
Steals: 1, 2x, last vs. Missouri (01/18/22)  
Blocks: --  
Field Goals: 2, vs. Missouri (01/18/22)  
Free Throws: --  
Three Pointers: --

### SEASON SUPERLATIVES

Double-Figure Points: --  
Double-Figure Rebounds: --  
Double-Doubles: --  
5+ Rebounds: --  
5+Assists: --  
Led Team in Points: --  
Led Team in Rebounds: --  
Led Team in Assists: --

### CAREER STATS

				Field Goals		3-Point		F-Throws		Rebounds									Scoring	
SEASON	TEAM	GP-GS	MIN/AVG	FG-FGA	FG%	3FG-3FGA	3FG%	FT-FTA	FT%	OFF	DEF	TOT	AVG	PF-FO	A	TO	BLK	STL	PTS	AVG
2021-22	OM	5-0	13/2.7	2-3	.667	0-1	.000	0-1	.000	0	1	1	0.2	1-0	1	3	0	2	4	0.8
TOTAL		5-0	13/2.7	2-3	.667	0-1	.000	0-1	.000	0	1	1	0.2	1-0	1	3	0	2	4	0.8

11

matthew MURRELL

Memphis, Tenn. • IMG Academy

Sophomore • Guard • 6-4 • 200



### BIO

#### FRESHMAN (2020-21)

- One of four Rebels to play all 28 games (3 starts)
- 4.2 PPG, 2.0 RPG, .323 FG, .311 3PT, .556 FT
- Career-high 13 points in win over UT Martin
- Named to the SEC First-Year Academic Honor Roll

#### HIGH SCHOOL

- Four-star guard by 247Sports, ESPN and Rivals
- ESPN and 247Sports No. 39 player nationally
- No. 2 prospect out of Tennessee
- Highest ranked recruit under Kermit Davis
- Spent final season at IMG Academy in Bradenton, Florida
- Played his first three high school seasons at Whitehaven High School in Memphis
- 20.1 PPG, 4.0 RPG, 3.2 APG as a junior
- First-Team All-Metro

- Led Whitehaven to Region-16 AAA title and an appearance in the Class AAA semifinals in 2019
- 2019 UAA Defensive Player of the Year

#### PERSONAL

- Born Dec. 19, 2001
- Son of Carl Murrell and Gladys Robinson
- Three brothers, Carl Jr., Cameron and Joshua
- Older brother Carl attended Ole Miss
- Full name is Matthew Everett Murrell
- Exercise science major

### SEASON GAME-BY-GAME

Opponent	Date	GS	MIN	Total		3-Pointers		Free throws		Rebounds				PF	A	TO	BLK	STL	PTS	AVG
				FG-FGA	PCT	3FG-3FGA	PCT	FT-FTA	PCT	OFF	DEF	TOT	AVG							
New Orleans	11/09/2021		14:49	2-5	.400	1-3	.333	0-0	.000	0	2	2	2.0	1	2	0	0	1	5	5.0
Charleston So.	11/12/2021		24:03	4-8	.500	1-2	.500	2-2	1.000	1	2	3	2.5	2	1	1	0	0	11	8.0
vs Marquette	11/18/2021		20:37	1-3	.333	0-1	.000	0-0	.000	0	3	3	2.7	1	1	0	0	0	2	6.0
vs Elon	11/19/2021	*	24:12	1-3	.333	0-1	.000	5-6	.833	0	3	3	2.8	2	4	1	0	1	7	6.3
vs Boise St.	11/21/2021	*	20:53	3-8	.375	0-2	.000	0-0	.000	2	2	4	3.0	3	1	1	1	1	6	6.2
Mississippi Val.	11/26/2021		09:35	0-2	.000	0-1	.000	0-2	.000	0	0	0	2.5	1	0	0	0	0	0	5.2
Rider	11/30/2021		23:28	4-8	.500	3-6	.500	3-4	.750	0	1	1	2.3	0	0	1	0	2	14	6.4
Memphis	12/04/2021		31:58	4-12	.333	4-9	.444	7-9	.778	0	3	3	2.4	3	2	2	0	0	19	8.0
vs Western Ky.	12/11/2021		25:12	1-6	.167	1-4	.250	3-5	.600	1	1	2	2.3	1	2	2	0	0	6	7.8
Middle Tenn.	12/15/2021	*	24:37	1-7	.143	0-3	.000	0-0	.000	0	4	4	2.5	1	2	1	0	0	2	7.2
Dayton	12/18/2021	*	31:03	2-5	.400	2-5	.400	2-2	1.000	0	3	3	2.5	2	3	2	1	1	8	7.3
Samford	12/21/2021	*	14:56	1-6	.167	1-5	.200	2-2	1.000	0	1	1	2.4	1	0	1	0	1	5	7.1
at Tennessee	01/05/2022	*	33:57	6-9	.667	4-6	.667	1-3	.333	0	1	1	2.3	1	1	2	0	0	17	7.8
Mississippi St.	01/08/2022	*	37:30	10-11	.909	5-5	1.000	6-6	1.000	0	4	4	2.4	0	2	0	0	2	31	9.5
at Texas A&M	01/11/2022	*	26:57	4-8	.500	2-4	.500	1-2	.500	1	2	3	2.5	1	1	2	0	2	11	9.6
Auburn	01/15/2022	*	38:02	3-10	.300	3-8	.375	4-4	1.000	1	7	8	2.8	0	2	1	0	0	13	9.8
Missouri	01/18/2022	*	31:25	2-10	.200	1-5	.200	1-2	.500	0	0	2	2.6	2	3	3	0	1	6	9.6
at Mississippi St.	01/22/2022	*	36:27	5-11	.455	2-5	.400	2-3	.667	0	5	5	2.8	4	2	2	0	0	14	9.8
Florida	01/24/2022	*	36:40	8-12	.667	3-6	.500	1-2	.500	0	1	1	2.7	3	3	2	0	2	20	10.4
Arkansas	01/26/2022	*	38:55	5-13	.385	2-5	.400	2-2	1.000	2	4	6	2.9	0	3	1	0	2	14	10.6
<b>Totals</b>			<b>13</b>	<b>545:16</b>	<b>.427</b>	<b>35-86</b>	<b>.407</b>	<b>42-56</b>	<b>.750</b>	<b>8</b>	<b>49</b>	<b>57</b>	<b>2.9</b>	<b>29</b>	<b>35</b>	<b>25</b>	<b>2</b>	<b>16</b>	<b>211</b>	<b>10.6</b>

#### Player Averages

Games Played	Minutes/game	Points/game	FG Pct	3FG Pct	FT Pct	Rebounds/game	Assists/game	Turnovers/game	Assist/Turnover ratio	Steals/game	Blocks/game
20	27.3	10.6	42.7	40.7	75.0	2.9	1.8	1.3	1.4	0.8	0.1

### CAREER STATS

				Field Goals		3-Point		F-Throws		Rebounds								Scoring		
SEASON	TEAM	GP-GS	MIN/AVG	FG-FGA	FG%	3FG-3FGA	3FG%	FT-FTA	FT%	OFF	DEF	TOT	AVG	PF-FO	A	TO	BLK	STL	PTS	AVG
2020-21	OM	28-3	483/17.2	42-130	.323	19-61	.311	15-27	.556	16	40	56	2.0	29-0	22	39	8	13	118	4.2
2021-22	OM	20-13	545/27.3	67-157	.427	35-86	.407	42-56	.750	8	49	57	2.9	29-0	35	25	2	16	211	10.6
TOTAL		48-16	1028/21.4	109-287	.380	54-147	.367	57-83	.687	24	89	113	2.4	58-0	57	64	10	29	329	6.9

#### THE MURRELL FILE

BIRTHDAY	DEC. 19, 2001
MAJOR	EXERCISE SCIENCE
PARENTS	CARL MURRELL & GLADYS ROBINSON
CAREER HIGHS	

Points: 31, vs. Mississippi St. (01/08/22)  
Rebounds: 7, vs. LA Tech (03/19/21)  
Assists: 4, vs. Elon (11/19/21)  
Steals: 3, vs. LSU (01/09/21)  
Blocks: 2, 2x, last vs. LA Tech (03/19/21)  
Field Goals: 10, vs. Mississippi St. (01/08/22)  
Free Throws: 7, vs. Memphis (12/04/21)  
Three Pointers: 5, vs. Mississippi St. (01/08/22)

#### SEASON HIGHS

Points: 31, vs. Mississippi St. (01/08/22)  
Rebounds: 8, vs. Auburn (01/15/22)  
Assists: 4, vs. Elon (11/19/21)  
Steals: 2, 5x, last vs. Arkansas (01/26/22)  
Blocks: 1, 2x, last vs. Dayton (12/18/21)  
Field Goals: 10, vs. Mississippi St. (01/08/22)  
Free Throws: 7, vs. Memphis (12/04/21)  
Three Pointers: 5, vs. Mississippi St. (01/08/22)

#### SEASON SUPERLATIVES

Double-Figure Points: 10  
Double-Figure Rebounds: --  
Double-Doubles: --  
5+ Rebounds: 3  
5+ Assists: --  
Led Team in Points: 4  
Led Team in Rebounds: 2  
Led Team in Assists: 3

# 14<sup>tye</sup> FAGAN

Logtown, Ga. • Upson-Lee • Georgia

Senior • Guard • 6-3 • 198



## BIO

### PRIOR TO OLE MISS

- Spent three years at Georgia
- 89 games played
- 450 points, .564 FG

### JUNIOR (2020-21, AT GEORGIA)

- Started 25 of 26 games
- 9.2 PPG, 4.3 RPG in 22.2 MPG; shot team-high .587 FG
- Second on team in blocks (8)
- Began season with career highs in points (21) and rebounds (10), his first career double-double against Florida A&M and won the first SEC Player of the Week honors of 2020-21
- Double-digits in 11 games
- Scored 19 points on 9-of-9 shooting vs. Ole Miss in Oxford
- 18 points, seven rebounds to help UGA upset LSU
- 16 points to help Georgia knock off Auburn

### SOPHOMORE (2019-20, AT GEORGIA)

- One of five Bulldogs to play all 32 games
- 4.1 PPG, 1.7 RPG, .560 FG
- Three double-digit scoring games

### FRESHMAN (2018-19, AT GEORGIA)

- Played in 31 of 32 games with a trio of starts at the Cayman Islands Classic
- .508 FG, perfect 10-of-10 from free throw line
- Led Bulldogs in assists twice, in steals twice and in blocks once

### HIGH SCHOOL

- No. 10 prospect in Georgia, nation's No. 18 combo guard
- No. 205 overall nationally by 247Sports
- Two-time Class 4A State Player of the Year as a junior and senior after leading the Knights to back-to-back state titles and undefeated seasons
- 2018 Second Team All-Georgia by USA Today
- School record 2,038 points for Upson-Lee
- Helped Upson-Lee go a combined 63-0 during his junior and senior campaigns, the third-longest winning streak in boys' basketball history for Georgia high schools
- 25.0 PPG, 7.3 RPG, 4.6 APG, 2.4 SPG as a senior

### PERSONAL

- Born September 12, 1999
- Son of Kendra Fagan
- Multi-disciplinary studies major

## THE BROOKS FILE

BIRTHDAY	SEPTEMBER 12, 1999
MAJOR	MULTI-DISCIPLINARY STUDIES
PARENTS	KENDRA FAGAN

## CAREER HIGHS

Points: 23, at Tennessee (01/05/22)  
Rebounds: 10, 2x, last vs. Rider (11/30/21)  
Assists: 6, vs. Elon (11/19/21)  
Steals: 2, 5x, last vs. Arkansas (01/26/22)  
Blocks: 2, 3x, last vs. Missouri (02/16/21)  
Field Goals: 9, 2x, last at Ole Miss (01/16/21)  
Free Throws: 6, vs. Arkansas (01/26/22)  
Three Pointers: 5, at Tennessee (01/05/22)

## SEASON HIGHS

Points: 23, at Tennessee (01/05/22)  
Rebounds: 10, vs. Rider (11/30/21)  
Assists: 6, vs. Elon (11/19/21)  
Steals: 2, vs. Arkansas (01/26/22)  
Blocks: 1, 2x, last vs. Elon (11/19/21)  
Field Goals: 8, vs. Tennessee (01/05/22)  
Free Throws: 6, vs. Arkansas (01/26/22)  
Three Pointers: 5, at Tennessee (01/05/22)

## SEASON SUPERLATIVES

Double-Figure Points: 5  
Double-Figure Rebounds: 1  
Double-Doubles: --  
5+ Rebounds: 6  
5+ Assists: 2  
Led Team in Points: 2  
Led Team in Rebounds: --  
Led Team in Assists: 3

## SEASON GAME-BY-GAME

Opponent	Date	GS	MIN	Total		3-Pointers		Free throws		Rebounds				PF	A	TO	BLK	STL	PTS	AVG
				FG-FGA	PCT	3FG-3FGA	PCT	FT-FTA	PCT	OFF	DEF	TOT	AVG							
New Orleans	11/09/2021		16:27	4-5	.800	2-2	1.000	0-0	.000	0	0	0	0.0	0	2	2	0	1	10	10.0
Charleston So.	11/12/2021		17:30	3-7	.429	2-3	.667	0-0	.000	0	3	3	1.5	2	3	0	0	0	8	9.0
vs Marquette	11/18/2021		09:51	3-5	.600	1-2	.500	1-3	.333	0	1	1	1.3	4	1	1	1	8	8.7	
vs Elon	11/19/2021		27:55	5-7	.714	0-1	.000	1-3	.333	0	6	6	2.5	2	6	0	1	1	11	9.3
vs Boise St.	11/21/2021		30:10	3-8	.375	0-1	.000	0-0	.000	1	4	5	3.0	0	4	5	0	0	6	8.6
Mississippi Val.	11/26/2021	*	17:53	2-4	.500	0-1	.000	0-0	.000	2	2	4	3.2	0	1	1	0	0	4	7.8
Rider	11/30/2021		22:28	4-8	.500	0-2	.000	1-2	.500	3	7	10	4.1	1	4	1	0	1	9	8.0
Memphis	12/04/2021		07:50	0-1	.000	0-1	.000	0-0	.000	0	4	4	4.1	2	0	1	0	0	0	7.0
vs Western Ky.	12/11/2021		24:42	4-10	.400	1-5	.200	0-0	.000	3	2	5	4.2	1	2	0	0	0	9	7.2
Middle Tenn.	12/15/2021		23:33	3-6	.500	0-1	.000	1-2	.500	1	4	5	4.3	0	1	1	0	1	7	7.2
Dayton	12/18/2021		18:49	2-3	.667	0-1	.000	1-2	.500	0	4	4	4.3	0	2	3	0	0	5	7.0
Samford	12/21/2021		11:15	1-3	.333	0-1	.000	0-0	.000	1	3	4	4.3	1	0	0	0	0	2	6.6
at Tennessee	01/05/2022	*	34:42	8-11	.727	5-6	.833	2-2	1.000	1	1	2	4.1	0	3	5	0	1	23	7.8
Mississippi St.	01/08/2022	*	29:11	1-5	.200	1-2	.500	0-0	.000	0	6	6	4.2	2	5	1	0	0	3	7.5
at Texas A&M	01/11/2022	*	21:26	1-7	.143	0-4	.000	1-2	.500	0	3	3	4.1	0	0	1	0	0	3	7.2
Auburn	01/15/2022		24:36	6-11	.545	2-3	.667	3-3	1.000	1	1	2	4.0	1	3	4	0	1	17	7.8
Missouri	01/18/2022		19:04	4-6	.667	1-2	.500	0-0	.000	2	1	3	3.9	0	0	0	0	0	9	7.9
at Mississippi St.	01/22/2022	*	14:22	0-5	.000	0-2	.000	0-0	.000	0	0	0	3.7	1	0	3	0	0	0	7.4
Florida	01/24/2022	*	16:19	0-3	.000	0-1	.000	0-0	.000	0	0	0	3.5	1	1	0	0	0	0	7.1
Arkansas	01/26/2022		21:12	2-4	.500	0-1	.000	6-6	1.000	0	3	3	3.5	2	2	1	0	2	10	7.2
Totals			6 409:16	56-119	.471	15-42	.357	17-25	.680	15	55	70	3.5	20	40	30	2	9	144	7.2

### Player Averages

Games Played	Minutes/game	Points/game	FG Pct	3FG Pct	FT Pct	Rebounds/game	Assists/game	Turnovers/game	Assist/Turnover ratio	Steals/game	Blocks/game
20	20.5	7.2	47.1	35.7	68.0	3.5	2.0	1.5	1.3	0.5	0.1

## CAREER STATS

SEASON	TEAM	GP-GS	MIN/AVG	Field Goals		3-Point		F-Throws		Rebounds				Scoring	
				FG-FGA	FG%	3FG-3FGA	3FG%	FT-FTA	FT%	OFF	DEF	TOT	AVG	PF-FO	A
2018-19	UGa	31-3	355/11.4	32-63	.508	4-12	.333	10-10	1.000	16	31	47	1.5	14-0	22
2019-20	UGa	32-0	370/11.6	56-100	.560	5-19	.263	15-24	.625	24	31	55	1.7	13-0	17
2020-21	UGa	26-25	576/22.2	105-179	.587	10-37	.270	20-36	.556	40	73	113	4.3	32-0	29
2021-22	OM	20-6	409/20.5	56-119	.471	15-42	.357	17-25	.680	15	55	70	3.5	20-0	40
<b>TOTAL FOR OM</b>		<b>20-6</b>	<b>409/20.5</b>	<b>56-119</b>	<b>.471</b>	<b>15-42</b>	<b>.357</b>	<b>17-25</b>	<b>.680</b>	<b>15</b>	<b>55</b>	<b>70</b>	<b>3.5</b>	<b>20-0</b>	<b>40</b>
<b>TOTAL</b>		<b>109-34</b>	<b>1711/15.7</b>	<b>249-461</b>	<b>.540</b>	<b>34-110</b>	<b>.309</b>	<b>62-95</b>	<b>.653</b>	<b>95</b>	<b>190</b>	<b>285</b>	<b>2.6</b>	<b>79-0</b>	<b>108</b>

# 15 Luis RODRIGUEZ

Los Angeles, Calif. • Woodstock Academy (Conn.)

Junior • Guard/Forward • 6-6 • 210



## BIO

### REDSHIRT SOPHOMORE (2020-21)

- Only Rebel to start all 28 games (26.5 MPG)
- Led team in steals, 6th SEC at 1.6/game
- 7.6 PPG, team-high 6.3 RPG, .454 FG, .333 3PT, .630 FT
- 10 double-digit scoring games, two double-doubles
- Career-high 15 points, 6-of-7 shooting, to help Ole Miss upset No. 10 Missouri (Feb. 10)
- Career-high 14 rebounds at Dayton most by a Rebel throughout the season

### SOPHOMORE (2019-20)

- Started five games before suffering a season-ending foot injury (earned medical redshirt)
- 5.8 PPG, 5.2 RPG, 2.6 APG, .375 FG, .688 FT
- SEC Winter Academic Honor Roll

### FRESHMAN (2018-19)

- 25 games played (6.1 MPG)
- 1.1 PPG, 1.1 RPG, 0.6 APG, .455 FG, .875 FT

### HIGH SCHOOL

- Four-star small forward
- No. 1 player in Connecticut by 247Sports (No. 143 nationally)
- Spent senior season playing at Woodstock Academy, a prep school in Connecticut
- 14 PPG, 7.0 RPG, 3.0 APG
- First-Team All-Conference
- Led team to 35-5 record, Power 5 Conference title and No. 3 national ranking
- Averaged double-double final season (19.0 PPG, 10.0 RPG)

### PERSONAL

- Born March 15, 1999
- Son of Luis Rodriguez Sr. and Kakisa Henderson
- Two brothers, Johnny Allen and Trent Easter, and three sisters, Ariana and Deja Rodriguez, and Trinity Easter
- Multi-disciplinary studies major

## SEASON GAME-BY-GAME

Opponent	Date	GS	MIN	Total		3-Pointers		Free throws		Rebounds				PF	A	TO	BLK	STL	PTS	AVG	
				FG-FGA	PCT	3FG-3FGA	PCT	FT-FTA	PCT	OFF	DEF	TOT	AVG								
New Orleans	11/09/2021	*	21:22	4-8	.500	0-1	.000	1-2	.500	1	3	4	4.0	1	4	1	0	3	9	9.0	
Charleston So.	11/12/2021	*	20:33	5-11	.455	1-4	.250	1-1	1.000	1	5	6	5.0	3	2	2	0	2	12	10.5	
vs Marquette	11/18/2021	*	27:13	3-9	.333	2-6	.333	1-2	.500	1	2	3	4.3	3	2	0	0	1	9	10.0	
vs Elon	11/19/2021	*	20:15	2-3	.667	1-2	.500	0-0	.000	1	3	4	4.3	2	0	2	0	0	5	8.8	
vs Boise St.	11/21/2021	*	24:34	1-5	.200	0-2	.000	0-0	.000	1	3	4	4.2	0	1	1	0	4	2	7.4	
Mississippi Val.	11/26/2021	*	30:23	4-10	.400	2-5	.400	1-3	.333	4	4	8	4.8	2	1	3	0	1	11	8.0	
Rider	11/30/2021	*	15:11	1-3	.333	0-1	.000	0-1	.000	3	1	4	4.7	1	0	0	0	1	2	7.1	
Memphis	12/04/2021	*	24:10	1-7	.143	0-3	.000	4-5	.800	2	2	4	4.6	2	1	2	0	3	6	7.0	
vs Western Ky.	12/11/2021	*	27:51	2-7	.286	2-5	.400	0-0	.000	1	1	2	4.3	4	3	1	0	0	6	6.9	
Middle Tenn.	12/15/2021	*	35:04	2-6	.333	1-4	.250	3-6	.500	1	7	8	4.7	0	2	2	3	3	8	7.0	
Dayton	12/18/2021	*	19:14	2-2	1.000	1-1	1.000	0-0	.000	0	1	1	4.4	5	2	1	0	0	5	6.8	
Samford	12/21/2021	*	32:01	5-13	.385	3-8	.375	0-0	.000	2	5	7	4.6	4	2	3	0	0	13	7.3	
at Tennessee	01/05/2022		25:27	0-5	.000	0-4	.000	0-0	.000	0	5	5	4.6	5	2	4	0	2	0	6.8	
Mississippi St.	01/08/2022		19:36	0-3	.000	0-2	.000	1-2	.500	1	4	5	4.6	2	1	1	0	0	1	6.4	
at Texas A&M	01/11/2022		28:31	3-10	.300	1-2	.500	0-0	.000	5	2	7	4.8	3	3	2	0	3	7	6.4	
Auburn	01/15/2022	*	25:48	2-4	.500	1-2	.500	0-0	.000	1	2	3	4.7	3	0	0	0	2	5	6.3	
Missouri	01/18/2022	*	29:37	2-11	.182	2-5	.400	0-0	.000	2	4	6	4.8	0	0	1	2	2	6	6.3	
at Mississippi St.	01/22/2022		23:17	2-7	.286	2-5	.400	0-0	.000	0	3	3	4.7	1	2	0	0	1	6	6.3	
Florida	01/24/2022	*	29:54	4-8	.500	1-3	.333	1-2	.500	2	5	7	4.8	2	2	0	0	0	10	6.5	
Arkansas	01/26/2022	*	31:26	2-5	.400	0-2	.000	0-0	.000	1	6	7	4.9	2	2	1	0	1	4	6.4	
Totals			15	511:27	47-137	.343	20-67	.299	13-24	.542	30	68	98	4.9	45	32	27	5	29	127	6.4

### Player Averages

Games Played	Minutes/game	Points/game	FG Pct	3FG Pct	FT Pct	Rebounds/game	Assists/game	Turnovers/game	Assist/Turnover ratio	Steals/game	Blocks/game
20	25.6	6.4	34.3	29.9	54.2	4.9	1.6	1.4	1.2	1.5	0.3

## THE RODRIGUEZ FILE

BIRTHDAY	MARCH 15, 1999
MAJOR	MULTI-DISCIPLINARY STUDIES
PARENTS	LUIS RODRIGUEZ SR. & KAKISA HENDERSON

## CAREER HIGHS

Points: 15, vs. Missouri (02/10/21)  
Rebounds: 14, at Dayton (12/19/20)  
Assists: 4, 8x  
Steals: 4, 2x, last vs. Boise St. (11/21/21)  
Blocks: 3, vs. MTSU (12/15/21)  
Field Goals: 6, 2x, last vs. Missouri (02/10/21)  
Free Throws: 7, vs. Central Arkansas (12/14/20)  
Three Pointers: 3, vs. Samford (12/21/21)

## SEASON HIGHS

Points: 13, vs. Samford (12/21/21)  
Rebounds: 8, 2x, last vs. MTSU (12/15/21)  
Assists: 3 2x, last at. Texas A&M (01/11/22)  
Steals: 4, vs. Boise St. (11/21/21)  
Blocks: 3, vs. MTSU (12/15/21)  
Field Goals: 5, 2x, last vs. Samford (12/21/21)  
Free Throws: 4, vs. Memphis (12/04/21)  
Three Pointers: 3, vs. Samford (12/21/21)

## SEASON SUPERLATIVES

Double-Figure Points: 4  
Double-Figure Rebounds: --  
Double-Doubles: --  
5+ Rebounds: 10  
5+ Assists: --  
Led Team in Points: --  
Led Team in Rebounds: 5  
Led Team in Assists: 2

## CAREER STATS

SEASON	TEAM	GP-GS	MIN/AVG	Field Goals		3-Point		F-Throws		Rebounds				Scoring						
				FG-FGA	FG%	3FG-3FGA	3FG%	FT-FTA	FT%	OFF	DEF	TOT	AVG	PF-FO	A	TO	BLK	STL	PTS	AVG
2018-19	OM	25-0	152/6.1	10-22	.455	0-2	.000	7-8	.875	10	17	27	1.1	15-0	15	7	7	5	27	1.1
2019-20	OM	5-5	112/22.5	9-24	.375	0-7	.000	11-16	.688	11	15	26	5.2	5-0	13	3	2	5	29	5.8
2020-21	OM	28-28	741/26.5	79-174	.454	21-63	.333	34-54	.630	46	130	176	6.3	83-5	55	43	16	45	213	7.6
2021-22	OM	20-15	511/25.6	47-137	.343	20-67	.299	13-24	.542	30	68	98	4.9	45-2	32	27	5	29	127	6.4
<b>TOTAL</b>		<b>78-48</b>	<b>1517/19.4</b>	<b>145-357</b>	<b>.406</b>	<b>41-139</b>	<b>.295</b>	<b>65-102</b>	<b>.637</b>	<b>97</b>	<b>230</b>	<b>327</b>	<b>4.2</b>	<b>148-7</b>	<b>115</b>	<b>80</b>	<b>30</b>	<b>84</b>	<b>396</b>	<b>5.1</b>



robert  
**21 ALLEN**

Orlando, Fla. • Edgewater • Samford

Senior • Forward • 6-8 • 230



### BIO

#### JUNIOR (2020-21)

- One of four Rebels to play all 28 games (8 starts)
- 3.6 PPG, 3.2 RPG, 16.1 MPG, .464 FG, .167 3PT, .686 FT
- SEC First-Year Academic Honor Roll

#### AT SAMFORD

- Played 65 games in two years
- Averaged 12.0 PPG and 7.7 RPG
- 11 double-doubles

#### SOPHOMORE (2019-20, AT SAMFORD)

- Team-high 43 blocks through 32 game
- 14.1 PPG, 7.0 RPG (5th SoCon), second on team in both categories
- 1.3 BPG (3rd SoCon)
- Four 20-point games
- .430 FG, 32 3PM

#### FRESHMAN (2018-19, AT SAMFORD)

- 33 games played (31 starts)
- 9.9 PPG, 8.3 RPG (5th SoCon), .475 FG
- 18 double-digit scoring games
- Season-high 19 points in 107-106 OT loss at Wofford
- Five double-doubles

#### HIGH SCHOOL

- 11.2 PPG, 9.3 RPG, 4.3 APG as a senior
- Led team to pair of state runner-up finishes, two regional championships and three district titles
- Also played volleyball and was a on the swim team

#### PERSONAL

- Son of Robert and Deborah Allen
- Has one sister, Jessica
- Born Feb. 24, 2000
- Multi-disciplinary studies major

### THE ALLEN FILE

BIRTHDAY	FEB. 24, 2000
MAJOR	MULTI-DISCIPLINARY STUDIES
PARENTS	ROBERT AND DEBORAH ALLEN

### CAREER HIGHS

Points: 28, at UNCG (02/09/20)  
Rebounds: 18, at The Citadel (02/23/19)  
Assists: 5, vs. Morehead State (12/13/18)  
Steals: 5, vs. AUM (12/03/19)  
Blocks: 5, 2x, last vs. ETSU (02/22/20)  
Field Goals: 10, vs. ETSU (02/22/20)  
Free Throws: 9, vs. VMI (02/29/20)  
Three Pointers: 4, 2x, last vs. UNCG (02/09/20)

### SEASON HIGHS

Points: 11, 2x, last vs. Rider (11/30/21)  
Rebounds: 8, 2x, last vs. Rider (11/30/21)  
Assists: 2, 2x, last vs. Rider (11/30/21)  
Steals: 2, vs. MVSU (11/26/21)  
Blocks: 2, vs. Marquette (11/18/21)  
Field Goals: 4, 2x, last vs. MVSU (11/26/21)  
Free Throws: 5, vs. Rider (11/30/21)  
Three Pointers: 1, vs. MVSU (11/26/21)

### SEASON SUPERLATIVES

Double-Figure Points: 2  
Double-Figure Rebounds: --  
Double-Doubles: --  
5+ Rebounds: 5  
5+ Assists: --  
Led Team in Points: --  
Led Team in Rebounds: 1  
Led Team in Assists: --

## SEASON GAME-BY-GAME

Opponent	Date	GS	MIN	Total		3-Pointers		Free throws		Rebounds				PF	A	TO	BLK	STL	PTS	AVG
				FG-FGA	PCT	3FG-3FGA	PCT	FT-FTA	PCT	OFF	DEF	TOT	AVG							
New Orleans	11/09/2021	*	20:32	1-6	.167	0-1	.000	1-2	.500	4	1	5	5.0	1	2	0	1	0	3	3.0
Charleston So.	11/12/2021		15:52	1-3	.333	0-0	.000	1-1	1.000	2	2	4	4.5	1	1	0	1	1	3	3.0
vs Marquette	11/18/2021		19:33	4-8	.500	0-1	.000	0-2	.000	4	2	6	5.0	4	0	1	2	1	8	4.7
vs Elon	11/19/2021		13:52	1-2	.500	0-0	.000	2-4	.500	3	5	8	5.8	0	0	2	0	0	4	4.5
vs Boise St.	11/21/2021		19:17	2-3	.667	0-0	.000	4-4	1.000	0	3	3	5.2	2	0	1	1	0	8	5.2
Mississippi Val.	11/26/2021	*	25:42	4-8	.500	1-3	.333	2-4	.500	3	3	6	5.3	2	0	2	0	2	11	6.2
Rider	11/30/2021	*	20:51	3-7	.429	0-1	.000	5-8	.625	2	6	8	5.7	3	2	2	1	1	11	6.9
Memphis	12/04/2021	*	15:40	2-3	.667	0-1	.000	0-0	.000	1	2	3	5.4	1	1	0	1	0	4	6.5
Totals		4	151:19	18-40	.450	1-7	.143	15-25	.600	19	24	43	5.4	14	6	8	7	5	52	6.5

#### Player Averages

Games Played	Minutes/game	Points/game	FG Pct	3FG Pct	FT Pct	Rebounds/game	Assists/game	Turnovers/game	Assist/Turnover ratio	Steals/game	Blocks/game
8	18.9	6.5	45.0	14.3	60.0	5.4	0.8	1.0	0.8	0.6	0.9

## CAREER STATS

				Field Goals		3-Point		F-Throws		Rebounds										Scoring	
SEASON	TEAM	GP-GS	MIN/AVG	FG-FGA	FG%	3FG-3FGA	3FG%	FT-FTA	FT%	OFF	DEF	TOT	AVG	PF-FO	A	TO	BLK	STL	PTS	AVG	
2018-19	SU	33-31	1058/32.0	124-261	.475	23-83	.277	57-87	.655	70	203	273	8.3	87-1	49	64	30	28	328	9.9	
2019-20	SU	32-31	1056/33.0	171-398	.430	32-111	.288	78-120	.650	62	163	225	7.0	75-4	44	82	43	34	452	14.1	
2020-21	OM	28-8	450/16.1	32-69	.464	2-12	.167	35-51	.686	46	44	90	3.2	39-0	23	28	12	16	101	3.6	
2021-22	OM	8-4	151/18.9	18-40	.450	1-7	.143	15-25	.600	19	24	43	5.4	14-0	6	8	7	5	52	6.5	
TOTAL FOR OM		36-12	602/16.7	50-109	.459	3-19	.158	50-76	.658	65	68	133	3.7	53-0	29	36	19	21	153	4.3	
TOTAL		101-74	2715/26.9	345-768	.449	58-213	.272	185-283	.654	197	434	631	6.2	215-5	122	182	92	83	933	9.2	

23 sammy HUNTER

Nassau, Bahamas • B.C. Christian Academy (Canada)

Junior • Forward • 6-9 • 225



### BIO

#### SOPHOMORE (2020-21)

- 25 games played (7.9 MPG)
- 2.2 PPG, 1.4 RPG, .476 FG, .333 3PT, .625 FT
- Career-high 11 points, which included a career-best trio of three-pointers, to help the Rebels beat Kentucky for the first time in 10 years
- SEC Winter Academic Honor Roll

#### FRESHMAN (2019-20)

- 27 games played (12.1 MPG)
- Made lone start vs. Butler, career-high 31 minutes
- 2.9 PPG, 1.4 RPG, .408 FG, .125 3PT, .704 FT
- Career-high eight points in win over Western Michigan

- No. 184 prospect nationally by 247Sports
- 27.0 PPG, 8.0 RPG, 3.0 APG as a senior at British Columbia Christian Prep
- Named MVP of the Signature All-Canadian Showcase
- Averaged 18.5 PPG, 6.5 RPG for Bahamas in a pair of exhibitions against ACC teams, including an 18-point output versus North Carolina
- Competed in the 2018 Central American and Caribbean Games for Bahamas' senior national team
- 14.6 PPG, 6.8 RPG for Bahamas' junior national team at the 2017 Centrobasket U17 Championship
- Member of Bahamas' 2016 CBC U16 Championship team

#### PERSONAL

- Born Nov. 28, 2000
- Son of Andrew and Sophia Hunter
- Multi-disciplinary studies major

#### HIGH SCHOOL

### SEASON GAME-BY-GAME

Opponent	Date	GS	MIN	Total		3-Pointers		Free throws		Rebounds				PF	A	TO	BLK	STL	PTS	AVG
				FG-FGA	PCT	3FG-3FGA	PCT	FT-FTA	PCT	OFF	DEF	TOT	AVG							
New Orleans	11/09/2021		11:20	2-3	.667	0-0	.000	1-1	1.000	0	0	0	0.0	1	0	1	0	0	5	5.0
Charleston So.	11/12/2021		10:07	3-5	.600	0-2	.000	0-0	.000	1	0	1	0.5	1	0	0	0	0	6	5.5
vs Marquette	11/18/2021		04:45	0-0	.000	0-0	.000	0-0	.000	0	0	0	0.3	1	0	0	0	0	0	3.7
vs Elon	11/19/2021		18:15	3-6	.500	0-2	.000	0-0	.000	0	1	1	0.5	3	0	0	1	0	6	4.3
vs Boise St.	11/21/2021		07:28	0-0	.000	0-0	.000	0-0	.000	0	0	0	0.4	1	0	0	0	0	0	3.4
Mississippi Val.	11/26/2021		03:03	0-0	.000	0-0	.000	0-0	.000	0	0	0	0.3	0	0	0	0	0	0	2.8
Rider	11/30/2021		03:04	0-1	.000	0-1	.000	0-0	.000	0	0	0	0.3	0	0	0	0	0	0	2.4
Memphis	12/04/2021		11:03	1-2	.500	1-2	.500	0-0	.000	1	0	1	0.4	0	0	0	0	1	3	2.5
vs Western Ky.	12/11/2021		20:54	1-7	.143	0-1	.000	0-0	.000	2	3	5	0.9	1	0	0	0	0	2	2.4
Middle Tenn.	12/15/2021		11:55	1-4	.250	0-1	.000	0-0	.000	1	0	1	0.9	1	1	0	0	1	2	2.4
Dayton	12/18/2021		11:01	1-2	.500	0-1	.000	0-0	.000	0	1	1	0.9	2	0	1	0	1	2	2.4
Samford	12/21/2021		09:43	1-2	.500	0-1	.000	0-0	.000	0	0	0	0.8	3	0	0	1	0	2	2.3
at Tennessee	01/05/2022		08:32	0-0	.000	0-0	.000	0-0	.000	0	2	2	0.9	2	0	0	0	0	0	2.2
Mississippi St.	01/08/2022		06:18	0-1	.000	0-0	.000	0-0	.000	0	0	0	0.9	0	0	1	0	0	0	2.0
at Texas A&M	01/11/2022		05:54	0-2	.000	0-1	.000	0-0	.000	1	1	2	0.9	1	0	1	0	0	0	1.9
Auburn	01/15/2022		07:03	0-1	.000	0-1	.000	2-2	1.000	0	0	0	0.9	0	0	0	0	0	2	1.9
Missouri	01/18/2022		16:25	1-5	.200	0-1	.000	1-4	.250	2	0	2	0.9	1	1	0	1	1	3	1.9
at Mississippi St.	01/22/2022		07:37	1-1	1.000	1-1	1.000	0-0	.000	1	1	2	1.0	2	0	1	0	0	3	2.0
Florida	01/24/2022		07:56	1-3	.333	0-1	.000	0-0	.000	0	0	0	0.9	0	0	0	0	0	2	2.0
Arkansas	01/26/2022		08:19	0-1	.000	0-0	.000	0-0	.000	0	1	1	1.0	4	0	1	0	0	0	1.9
<b>Totals</b>			<b>0 190:42</b>	<b>16-46</b>	<b>.348</b>	<b>2-16</b>	<b>.125</b>	<b>4-7</b>	<b>.571</b>	<b>9</b>	<b>10</b>	<b>19</b>	<b>1.0</b>	<b>24</b>	<b>2</b>	<b>6</b>	<b>3</b>	<b>4</b>	<b>38</b>	<b>1.9</b>

#### Player Averages

Games Played	Minutes/game	Points/game	FG Pct	3FG Pct	FT Pct	Rebounds/game	Assists/game	Turnovers/game	Assist/Turnover ratio	Steals/game	Blocks/game
20	9.5	1.9	34.8	12.5	57.1	1.0	0.1	0.3	0.3	0.2	0.2

### THE HUNTER FILE

BIRTHDAY	NOV. 28, 2000
MAJOR	MULTI-DISCIPLINARY STUDIES
PARENTS	ANDREW AND SOPHIA HUNTER

### CAREER HIGHS

Points: 11, vs. Kentucky (03/02/21)  
Rebounds: 7, vs. LA Tech (03/19/21)  
Assists: 2, 6x  
Steals: 3, vs. Missouri (03/04/20)  
Blocks: 3, vs. Vanderbilt (02/29/20)  
Field Goals: 4, vs. W. Michigan (11/15/19)  
Free Throws: 4, vs. Seattle (11/19/19)  
Three Pointers: 3, vs. Kentucky (03/02/21)

### SEASON HIGHS

Points: 6, 2x, last vs. Elon (11/19/21)  
Rebounds: 5 vs. WKU (12/11/21)  
Assists: 1, 2x, last vs. Missouri (01/18/22)  
Steals: 1, 4x, last vs. Missouri (01/18/22)  
Blocks: 1, 3x, last vs. Missouri (01/18/22)  
Field Goals: 3, 2x, last vs. Elon (11/19/21)  
Free Throws: 2, vs. Auburn (01/15/22)  
Three Pointers: 1, 2x, last at MSU (01/22/22)

### SEASON SUPERLATIVES

Double-Figure Points: --  
Double-Figure Rebounds: --  
Double-Doubles: --  
5+ Rebounds: 1  
5+Assists: --  
Led Team in Points: --  
Led Team in Rebounds: --  
Led Team in Assists: --

### CAREER STATS

				Field Goals		3-Point		F-Throws		Rebounds				Scoring						
SEASON	TEAM	GP-GS	MIN/AVG	FG-FGA	FG%	3FG-3FGA	3FG%	FT-FTA	FT%	OFF	DEF	TOT	AVG	PF-FO	A	TO	BLK	STL	PTS	AVG
2019-20	OM	27-1	309/11.4	29-71	.408	1-8	.125	19-27	.704	14	23	37	1.4	47-0	11	15	4	6	78	2.9
2020-21	OM	25-0	198/7.9	20-42	.476	6-18	.333	10-16	.625	14	21	35	1.4	27-0	9	12	5	3	56	2.2
2021-22	OM	20-0	191/9.5	16-46	.348	2-16	.125	4-7	.571	9	10	19	1.0	24-0	2	6	3	4	38	1.9
<b>TOTAL</b>		<b>72-1</b>	<b>698/9.7</b>	<b>65-159</b>	<b>.409</b>	<b>9-42</b>	<b>.214</b>	<b>33-50</b>	<b>.660</b>	<b>37</b>	<b>54</b>	<b>91</b>	<b>1.3</b>	<b>98-0</b>	<b>22</b>	<b>33</b>	<b>12</b>	<b>13</b>	<b>172</b>	<b>2.4</b>

# 24 jarkel JOINER

Oxford, Miss. • Oxford • CSU Bakersfield

Senior • Guard • 6-1 • 180



## BIO

### REDSHIRT JUNIOR (2020-21, AT OLE MISS)

- One of four Rebels to play all 28 games (24 starts)
- 12.0 PPG, 2.6 RPG, 1.7 APG, 1.1 SPG, .390 FG, .261 3PT, .845 FT (3rd SEC)
- 16 double-digit scoring games
- Five 20-point games
- Career-high 26 points on career-high five threes vs. LSU in SEC Quarterfinal
- Career-high six steals at Georgia, most by an SEC player throughout the season
- Led Rebels to an upset over No. 10 Missouri with team-high 21 points
- SEC Community Service Team
- SEC Winter Academic Honor Roll

### JUNIOR (2019-20, AT OLE MISS)

- Sat out due to NCAA transfer rules

### AT CSU BAKERSFIELD

- 64 games played (61 starts) in two seasons
- Set seven school records

### SOPHOMORE (2018-19, AT CSU BAKERSFIELD)

- Only Roadrunner to start all 34 games
- First Roadrunner to lead WAC in scoring during league play (18.6 PPG)
- First Team All-District 6 by NABC
- First Team All-WAC honors
- Reset CSUB's Division I single-season records for points (532), scoring average (15.6), field goals made (208), and field goals attempted (461), the latter of which was also an all-time record

- 24 double-digit scoring games, 11 20-point games
- .451 FG, .370 3PT, .710 FT
- WAC Player of the Week for Jan. 21-27
- Reset CSUB's Division I single-game records for points (34) and field goals made (14) versus California Baptist

### FRESHMAN (2017-18, AT CSU BAKERSFIELD)

- 30 games played (27 starts)
- 10.4 PPG, 3.4 RPG, 28.0 MPG
- Reset CSUB's all-time single-season record for free throw percentage (69 of 77, .896) while leading the WAC
- Season-high 23 points twice (vs. Whittier and at Delaware)
- Recorded first double-double (19 points, 10 rebounds) at UMKC
- Five 20-point games
- Tied the CSUB Division I record for single-game free throw percentage, going a perfect 12 for 12 from the line at Lamar

### HIGH SCHOOL

- Fourth in the nation his senior season with 36.5 PPG
- Led Chargers to state semifinals
- 2017 Mississippi Boys Basketball Player of the Year by The Daily Journal

### PERSONAL

- Born May 20, 1999
- Son of Stacy and Donna Joiner and Charletha Pearson
- Has one sibling, Jordan
- Multi-disciplinary studies major

## THE JOINER FILE

BIRTHDAY	MAY 20, 1999
MAJOR	MULTI-DISCIPLINARY STUDIES
PARENTS	STACY & DONNA JOINER, CHARLETHA PEARSON

## CAREER HIGHS

Points: 34, at Cal Baptist (01/24/19)  
Rebounds: 11, vs. Cal Poly (12/18/18)  
Assists: 7, vs. Charleston So. (11/12/21)  
Steals: 6, at Georgia (01/30/21)  
Blocks: 2, at Mississippi State (01/19/21)  
Field Goals: 13, at Cal Baptist (01/24/19)  
Free Throws: 12, at Lamar (11/19/17)  
Three Pointers: 5, 4x

## SEASON HIGHS

Points: 24, last vs. Charleston So. (11/12/21)  
Rebounds: 8, vs. Memphis (12/04/21)  
Assists: 7, vs. Charleston So. (11/12/21)  
Steals: 5, vs. Memphis (12/04/21)  
Blocks: --  
Field Goals: 9, vs. Charleston So. (11/12/21)  
Free Throws: 7, vs. Memphis (12/04/21)  
Three Pointers: 4, 2x, last vs. Rider (11/30/21)

## SEASON SUPERLATIVES

Double-Figure Points: 11  
Double-Figure Rebounds: --  
Double-Doubles: --  
5+ Rebounds: 3  
5+Assists: 2  
Led Team in Points: 8  
Led Team in Rebounds: 1  
Led Team in Assists: 2

## SEASON GAME-BY-GAME

Opponent	Date	GS	MIN	Total		3-Pointers		Free throws		Rebounds				PF	A	TO	BLK	STL	PTS	AVG	
				FG-FGA	PCT	3FG-3FGA	PCT	FT-FTA	PCT	OFF	DEF	TOT	AVG								
New Orleans	11/09/2021	*	27:33	5-9	.556	2-4	.500	0-0	.000	0	3	3	3.0	1	2	0	0	12	12.0		
Charleston So.	11/12/2021	*	27:59	9-14	.643	4-7	.571	2-2	1.000	0	3	3	3.0	1	7	0	0	24	18.0		
vs Marquette	11/18/2021	*	38:46	4-13	.308	2-6	.333	3-4	.750	0	6	6	4.0	1	2	1	0	2	13	16.3	
vs Elon	11/19/2021	*	30:10	6-13	.462	0-1	.000	4-7	.571	0	3	3	3.8	1	4	1	0	2	16	16.3	
vs Boise St.	11/21/2021	*	35:05	4-10	.400	2-4	.500	0-0	.000	0	1	1	3.2	4	1	2	0	1	10	15.0	
Mississippi Val.	11/26/2021	*	35:32	6-12	.500	1-3	.333	2-2	1.000	1	6	7	3.8	1	3	0	0	0	15	15.0	
Rider	11/30/2021	*	26:28	6-16	.375	4-9	.444	2-2	1.000	2	0	2	3.6	1	3	3	0	1	18	15.4	
Memphis	12/04/2021	*	37:15	6-13	.462	1-5	.200	7-8	.875	1	7	8	4.1	3	1	3	0	5	20	16.0	
vs Western Ky.	12/11/2021	*	35:12	4-13	.308	3-7	.429	2-2	1.000	1	3	4	4.1	2	1	0	0	1	13	15.7	
Middle Tenn.	12/15/2021	*	35:39	3-14	.214	1-6	.167	2-2	1.000	0	2	2	3.9	0	5	0	0	1	9	15.0	
Dayton	12/18/2021	*	34:57	4-11	.364	0-5	.000	4-4	1.000	0	2	2	3.7	3	3	1	0	2	12	14.7	
Samford	12/21/2021	*	37:06	4-8	.500	2-5	.400	5-6	.833	0	1	1	3.5	0	4	1	0	0	15	14.8	
Mississippi St.	01/08/2022	*	05:37	0-0	.000	0-0	.000	0-0	.000	0	0	0	3.2	0	0	0	0	0	0	13.6	
Totals			11	407:19	61-146	.418	22-62	.355	33-39	.846	5	37	42	3.2	18	36	12	0	15	177	13.6

### Player Averages

Games Played	Minutes/game	Points/game	FG Pct	3FG Pct	FT Pct	Rebounds/game	Assists/game	Turnovers/game	Assist/Turnover ratio	Steals/game	Blocks/game
13	31.3	13.6	41.8	35.5	84.6	3.2	2.8	0.9	3.0	1.2	0.0

## CAREER STATS

				Field Goals		3-Point		F-Throws		Rebounds								Scoring		
SEASON	TEAM	GP-GS	MIN/AVG	FG-FGA	FG%	3FG-3FGA	3FG%	FT-FTA	FT%	OFF	DEF	TOT	AVG	PF-FO	A	TO	BLK	STL	PTS	AVG
2017-18	CSUB	30-27	841/28.0	106-280	.379	32-112	.286	69-77	.896	28	75	103	3.4	54-0	22	28	1	15	313	10.4
2018-19	CSUB	34-34	1094/32.2	208-461	.451	50-135	.370	66-93	.710	40	81	121	3.6	71-0	49	43	3	37	532	15.6
2020-21	OM	28-24	859/30.7	115-295	.390	23-88	.261	82-97	.845	9	64	73	2.6	44-0	47	44	4	30	335	12.0
2021-22	OM	13-11	407/31.3	61-146	.418	22-62	.355	33-39	.846	5	37	42	3.2	18-0	36	12	0	15	177	13.6
TOTAL FOR OM		41-35	1266/30.9	176-441	.399	45-150	.300	115-136	.846	14	101	115	2.8	62-0	83	56	4	45	512	12.5
TOTAL		105-96	3201/30.5	490-1182	.415	127-397	.320	250-306	.817	82	257	339	3.2	187-0	154	127	8	97	1357	12.9

# 33 john MCBRIDE

Memphis, Tenn. • Memphis University School

Junior • Guard • 6-7 • 214



## BIO

### SOPHOMORE (2020-21)

- Four games played
- SEC Winter Academic Honor Roll

### REDSHIRT FRESHMAN (2019-20)

- Nine games played
- Scored the first points of his career, knocking down a three-pointer in win over Tennessee Tech
- SEC Winter Academic Honor Roll

### FRESHMAN (2018-19)

- Redshirted

### HIGH SCHOOL

- Four-time letterwinner
- First-Team All-State (Division II-AA) by the Tennessee Sports Writers Association after averaging 18.6 PPG, 7.9 RPG and 3.0 APG as a senior
- Division II-AA Co-MVP
- Involved in many extracurricular activities, including

National Honor Society, Sociedad Honoraria Hispanica, Societas Caritatis (Society of Charity)

- Served as vice-president of the Civic Service Organization

- Earned the Rhodes College Book Award

### PERSONAL

- Born July 28, 1999
- Son of Steve and Jeni McBride
- Has two brothers, Ben and Will, and one sister, Katie
- Accountancy major

## THE MCBRIDE FILE

BIRTHDAY	JULY 28, 1999
MAJOR	ACCOUNTANCY
PARENTS	STEVE AND JENI MCBRIDE

## CAREER HIGHS

Points: 3, vs. Tennessee Tech (12/29/19)  
Rebounds: 2, vs. W. Michigan (11/15/19)  
Assists: 1, vs. New Orleans (11/09/21)  
Steals: --  
Blocks: 1, at Tennessee (01/21/20)  
Field Goals: 1, 2x, last vs. WKU (12/11/21)  
Free Throws: 1, vs. Jackson State (12/10/20)  
Three Pointers: 1, vs. Tenn. Tech (12/29/19)

## SEASON HIGHS

Points: 2, vs. WKU (12/11/21)  
Rebounds: 1, 2x, last vs. WKU (12/11/21)  
Assists: 1, vs. New Orleans (11/09/21)  
Steals: --  
Blocks: --  
Field Goals: 1, vs. WKU (12/11/21)  
Free Throws: --  
Three Pointers: --

## SEASON SUPERLATIVES

Double-Figure Points: --  
Double-Figure Rebounds: --  
Double-Doubles: --  
5+ Rebounds: --  
5+ Assists: --  
Led Team in Points: --  
Led Team in Rebounds: --  
Led Team in Assists: --

## SEASON GAME-BY-GAME

Opponent	Date	GS	MIN	Total		3-Pointers		Free throws		Rebounds				PF				PTS			
				FG-FGA	PCT	3FG-3FGA	PCT	FT-FTA	PCT	OFF	DEF	TOT	AVG	A	TO	BLK	STL	PTS	AVG		
New Orleans	11/09/2021		01:32	0-0	.000	0-0	.000	0-0	.000	0	0	0	0.0	0	1	0	0	0	0.0		
Charleston So.	11/12/2021		02:23	0-0	.000	0-0	.000	0-0	.000	0	0	0	0.0	0	0	1	0	0	0.0		
vs Elon	11/19/2021		00:24	0-0	.000	0-0	.000	0-0	.000	0	0	0	0.0	0	0	0	0	0	0.0		
Rider	11/30/2021		00:60	0-0	.000	0-0	.000	0-0	.000	0	1	1	0.3	0	0	0	0	0	0.0		
vs Western Ky.	12/11/2021		01:23	1-1	1.000	0-0	.000	0-0	.000	1	0	1	0.4	0	0	0	0	2	0.4		
Totals			06:41	1-1	1.000	0-0	.000	0-0	.000	1	1	2	0.4	0	1	0	0	2	0.4		

### Player Averages

Games Played	Minutes/game	Points/game	FG Pct	3FG Pct	FT Pct	Rebounds/game	Assists/game	Turnovers/game	Assist/Turnover ratio	Steals/game	Blocks/game
5	1.3	0.4	100.0	0.0	0.0	0.4	0.2	0.2	1.0	0.0	0.0

## CAREER STATS

				Field Goals		3-Point		F-Throws		Rebounds									Scoring	
SEASON	TEAM	GP-GS	MIN/AVG	FG-FGA	FG%	3FG-3FGA	3FG%	FT-FTA	FT%	OFF	DEF	TOT	AVG	PF-FO	A	TO	BLK	STL	PTS	AVG
2019-20	OM	9-0	14/1.5	1-7	.143	1-4	.250	0-0	.000	2	1	3	0.3	0-0	0	1	1	0	3	0.3
2020-21	OM	4-0	8/1.9	0-2	.000	0-0	.000	1-2	.500	1	1	2	0.5	0-0	0	0	0	0	1	0.3
2021-22	OM	5-0	7/1.3	1-1	1.000	0-0	.000	0-0	.000	1	1	2	0.4	0-0	1	1	0	0	2	0.4
TOTAL		18-0	28/1.6	2-10	.200	1-4	.250	1-2	.500	4	3	7	0.4	0-0	1	2	1	0	6	0.3

## SJB PAVILION RECORD BOOK

### INDIVIDUAL (OLE MISS)

Points:	43	Stefan Moody vs. Mississippi St. (03-03-16)
FG att:	25	Stefan Moody vs. Vanderbilt (02-06-16)
FG made:	13	2x, MR: Breein Tyree vs. Mississippi St. (02-11-20)
3-pt att:	15	Stefan Moody vs. Vanderbilt (02-06-16)
3-pt made:	8	Breein Tyree vs. Middle Tennessee (12-14-19)
FT att:	18	3x, MR: D. Shuler vs. No. 16 Auburn (01-28-20)
FT made:	15	2x, MR: Stefan Moody vs. Mississippi St. (03-03-16)
Rebounds:	19	Sebastian Saiz vs. UMass (11-14-16)
Assists:	10	Devontae Shuler vs. Auburn (01-06-21)
Blocks:	6	Sebastian Saiz vs. Bradley (12-19-16)
Steals:	7	2x, MR: Terence Davis vs. Texas A&M (02-06-19)

### TEAM (OLE MISS)

Points:	97	2x, MR: vs. Illinois State (12-16-17)
Few points:	47	vs. Georgia (01-11-17)
FG att:	75	vs. Charleston Southern (11-12-21)
FG made:	38	vs. Charleston Southern (11-12-21)
FG pct:	61.5	vs. Chattanooga (12-16-18)
3-pt att:	33	2x, MR: vs. Montana (11-24-16)
3-pt made:	14	2x, MR: vs. Middle Tennessee (12-14-19)
3-pt pct:	63.6	14-22 vs. Middle Tennessee (12-14-19)
FT att:	46	vs. UMass (11-14-16)
FT made:	33	vs. UMass (11-14-16)
FT pct:	100.0	(15-15) vs. No. 4 Auburn (01-15-22)
Rebounds:	57	vs. Rider (11-30-21)
Assists:	26	vs. Vanderbilt (02-29-20)
Blocks:	13	vs. Bradley (12-19-16)
Steals:	15	vs. Western Michigan (11-10-18)

### INDIVIDUAL (OPPONENT)

Points:	34	2x, MR: Isaiah Joe, Arkansas (1-11-20)
FG att:	24	Bryce Brown, No. 10 Auburn (1-9-19)
FG made:	12	Malik Monk, No. 8 Kentucky (12-29-16)
3-pt att:	19	Bryce Brown, No. 10 Auburn (1-9-19)
3-pt made:	7	4x, MR: Isaiah Joe, Arkansas (1-11-20)
FT att:	18	Keith Stone, Florida (1-13-18)
FT made:	13	Keith Stone, Florida (1-13-18)
Rebounds:	13	4x, MR: Jarron Coleman, Missouri (1-18-22)
Assists:	11	2x, MR: Malachi Smith, Dayton (12-18-21)
Blocks:	8	Clevon Brown, Vanderbilt (3-3-18)
Steals:	5	J.J. Frazier, Georgia (1-9-16)

### TEAM (OPPONENT)

Points:	103	Alabama (2-22-20)
Few points:	43	2x, MR: UT Martin (12-22-20)
FG att:	74	2x, MR: South Dakota State (11-28-17)
FG made:	38	No. 24 Iowa State (1-26-19)
FG pct:	69.1	No. 24 Iowa State (1-26-19)
3-pt att:	41	South Dakota State (11-28-17)
3-pt made:	18	South Dakota State (11-28-17)
3-pt pct:	60.0	Georgia (1-16-21)
FT att:	37	No. 18 Memphis (12-4-21)
FT made:	26	2x, MR: No. 16 Auburn (1-28-20)
FT pct:	90.9	10-11, Florida (2-8-20)
Rebounds:	49	2x, MR: Illinois State (12-16-17)
Assists:	26	No. 24 Iowa State (1-26-19)
Blocks:	9	No. 4 Auburn (1-15-22)
Steals:	12	Mississippi State (3-3-16)

## SJB PAVILION FAQ

### What is the official name?

The official name as of 2021 is the Sandy and John Black Pavilion at Ole Miss, or SJB Pavilion for short.

### Does The Pavilion have a nickname like the Tad Pad?

No.

### When did SJB Pavilion open?

January 7, 2016

### What was the total cost?

\$96.5 million

### Where is media parking?

Media parking is in either the garage of Lot A, and will be distributed by men's basketball contact Tyler Wooten.

### Where is the media entrance?

The media will-call table is located in the southwest corner of The Pavilion. For those parking inside the garage, media will-call is located on the Parking Level 1 of the parking garage (P1 on elevators). The media entrance will open 1.5 hours prior to tipoff.

### Where is the media workroom?

In The Pavilion, the workroom is located in the southwest corner of the floor level through the visiting team tunnel.

### Where is the media seating?

Media seating is located in the at the top of section 101 in the southwest corner of The Pavilion.

### How do I obtain media credentials for games at the Pavilion?

Media credentials may be requested through the Athletics Communications Office for game credentials. Requests for credentials should be emailed to Tyler Wooten (tjwooten@olemiss.edu) and will be limited to working members of the media.

### Where are the scouting seats located?

Scouting seats are available in the media seating area at the top of section 101. Additional seating may be purchased by contacting Tyler Wooten in the Athletics Communications office.

### What is the postgame interview policy?

Both team locker rooms are CLOSED to the media following the game. Ole Miss head coach Kermit Davis will be brought into the media room approximately 10 minutes after the game. Selected players will be follow Coach Davis. Visiting coach and player interviews will be coordinated through the visiting team's communications contact.

## SJB PAVILION QUICK FACTS


<b>Arena Name</b> .....	SJB Pavilion
<b>Ground Breaking</b> .....	July 31, 2014
<b>Opening Date</b> .....	Jan. 7, 2016
<b>Capacity</b> .....	9,500
<b>Record Crowd</b> .....	9,500 (9 times)
<b>All-Time Record</b> .....	72-34 (.679)
<b>Current Streak</b> .....	L1
<b>Longest Winning Streak</b> .....	W9

## THE PAVILION FIRSTS

<b>First Game</b> .....	vs. Alabama (1/7/16)
<b>First Win</b> .....	vs. Alabama (1/7/16)
<b>First Overtime Game</b> .....	vs. USC (1/19/16)
<b>First Point</b> .....	Tomasz Gielo (3FG, 19:11/1H)
<b>First FG</b> .....	Tomasz Gielo (3FG, 19:11/1H)
<b>First 3-Pointer</b> .....	Tomasz Gielo (19:11/1H)
<b>First Dunk</b> .....	Jimmie Taylor, Alabama (11:0/1H)
<b>First Dunk (OM)</b> .....	Sebastian Saiz (17:09/2H)




## RADIO/TV ROSTER



**ERIC VAN DER HEIJDEN**

6-8 • 205 • F • Fr.  
Raleigh, N.C.




**AUSTIN CROWLEY**

6-5 • 195 • G • Jr.  
West Point, Miss.



**DAESHUN RUFFIN**

5-9 • 160 • G • Fr.  
Jackson, Miss.



**NYSIER BROOKS**

7-0 • 245 • F • Gr.  
Philadelphia, Pa.




**JAEMYN BRAKEFIELD**

6-8 • 220 • F • So.  
Jackson, Miss.



**JAMES WHITE**

6-5 • 190 • G • Fr.  
Conyers, Ga.




**GRANT SLATTEN**

6-5 • 195 • G • Fr.  
Sparta, Tenn.




**MATTHEW MURRELL**

6-4 • 200 • G • So.  
Memphis, Tenn.




**TYE FAGAN**

6-3 • 198 • G • Sr.  
Logtown, Ga.




**LUIS RODRIGUEZ**

6-6 • 210 • G/F • Jr.  
Los Angeles, Calif.




**ROBERT ALLEN**

6-8 • 230 • F • Sr.\*  
Orlando, Fla.




**SAMMY HUNTER**

6-9 • 225 • F • Jr.  
Nassau, Bahamas



**JARKEL JOINER**

6-1 • 180 • G • Sr.\*  
Oxford, Miss.



**JOHN MCBRIDE**

6-7 • 214 • G • Jr.  
Memphis, Tenn.



**KERMIT DAVIS**

Head Coach  
Fourth year at Ole Miss




**WIN CASE**

Assistant Coach  
Fourth year at Ole Miss



**RONNIE HAMILTON**

Assistant Coach  
Fourth year at Ole Miss



**LEVI WATKINS**

Assistant Coach  
Fourth year at Ole Miss