

# Ole Miss

2021 SOFTBALL GUIDE





### TABLE OF CONTENTS

**THIS IS OLE MISS..... 1-10**  
 Table of Contents ..... 1  
 Ole Miss Softball Complex ..... 2  
 Health and Sports Performance ..... 3  
 Strength and Conditioning ..... 4  
 Outstanding Athletics ..... 5-6  
 The University of Mississippi ..... 7-8  
 Oxford, Mississippi ..... 9  
 The Grove ..... 10

**MEET THE REBELS..... 11-42**  
 Head Coach Jamie Trachsel ..... 11-12  
 Assistant Coaches/Staff ..... 13-16  
 2021 Roster ..... 17  
 Player Profiles ..... 18-41  
 Radio/TV Roster ..... 42

**PROGRAM HISTORY ..... 43-73**  
 Record Book ..... 43-66  
 SEC/NCAA Tournament History ..... 67  
 Awards History ..... 68-70  
 Coaching History ..... 71  
 Media Information ..... 72  
 All-Time Letterwinners ..... 73

### CREDITS

**Editor:** Mitch Praxl  
**Graphic design by:** Shaun Senn  
**Photography:** Joshua McCoy, Petre Thomas.

© COPYRIGHT UNIVERSITY OF MISSISSIPPI  
 The 2021 Ole Miss Softball Media Guide was published by the University of Mississippi Athletics Media Relations Office and designed using Adobe InDesign and Adobe Photoshop. All contents of this issue are copyrighted 2021 by The University of Mississippi. Reproduction without written permission is strictly prohibited.

### MEDIA CONTACT

Mitch Praxl  
 Assistant Director, Communications  
 Phone: 662.816.9914  
 Fax: 662.915.7006  
 Email: mjpraxl@olemiss.edu

### ADDRESS

Athletics Communications  
 908 All-American Drive  
 University, MS 38677

### OLE MISS ON THE WEB

Official Site: [OleMissSports.com](http://OleMissSports.com)  
 Gameday Site: [OleMissGameday.com](http://OleMissGameday.com)

### OLE MISS ON SOCIAL

- Twitter: [@OleMissSoftball](https://twitter.com/OleMissSoftball)
- Facebook: [/OleMissSoftball](https://www.facebook.com/OleMissSoftball)
- Instagram: [@OleMissSoftball](https://www.instagram.com/OleMissSoftball)

### QUICK FACTS

<b>Name</b> .....	Ole Miss (The University of Mississippi)
<b>Nickname</b> .....	Rebels
<b>Location</b> .....	Oxford, Mississippi
<b>Founded</b> .....	November 6, 1848
<b>Enrollment</b> .....	21,676
<b>School Colors</b> .....	Cardinal Red and Navy Blue
<b>Chancellor</b> .....	Dr. Glenn Boyce
<b>Faculty Representative</b> .....	Dr. Ron Rychlak
<b>Athletics Director</b> .....	Keith Carter
<b>Conference</b> .....	Southeastern (SEC)
<b>Stadium</b> .....	Ole Miss Softball Complex
<b>Capacity</b> .....	1,000
<b>Dimensions</b> .....	LF-200, CF-220, RF-200
<b>All-Time Stadium Record</b> .....	278-252
<b>Head Coach</b> .....	Jamie Trachsel
<b>Record at Ole Miss</b> .....	0-0 (First Season)
<b>Career Record</b> .....	346-184-1 (10th Season)
<b>2020 Record</b> .....	12-13
<b>SEC Record</b> .....	0-3
<b>Postseason</b> .....	Season Canceled
<b>Letterwinners Returning/Lost</b> .....	20/4
<b>Position Starters Returning/Lost</b> .....	9/0
<b>Pitchers Returning/Lost</b> .....	4/2
<b>Newcomers</b> .....	7

### COMMUNICATIONS STAFF

Kyle Campbell, Associate A.D. for Communications  
 Adam Kuffner, Associate Director, Communications  
 Brad Sheffield, Associate Director, Communications  
 Mitch Praxl, Assistant Director, Communications  
 Alex Sims, Assistant Director, Communications  
 Tyler Wooten, Assistant Director, Communications  
 Connor Allen, Graduate Assistant  
 Alex Kirsch, Graduate Assistant  
 Madeline Marshall, Graduate Assistant  
 Ashley Mangrum, Senior Staff Assistant



# OLE MISS SOFTBALL COMPLEX

The Ole Miss Softball Complex has been the home for the Rebel softball team for nearly the entirety of the program, bringing in thousands of fans over the years to Oxford. When the University first started its fastpitch program in 1997, it opened with no venue of its own as the team competed at the city softball fields. But, a year later, that changed as the Rebels opened up the Ole Miss Softball Complex in 1998, and have called it home ever since. A venue that hosted the 2011 SEC Softball Championship, the complex features an outfield terrace behind the left field wall similar to the outfield seating at Swayze Field where the Ole Miss baseball team competes. In preparation for the league championship in 2011, upgrades were made to include the outfield terrace, as well as a grilling area, pavilion and a camera platform in center field. Other improvements at the time included a new LED video board and scoreboard, but that has since been replaced prior to the 2016 season by a state-of-the-art board that ranks as one of the biggest and brightest in college softball.

A \$1.2 million renovation project completed in the spring of 2006 included a new indoor hitting/practice facility, a new press box, refurbished dugouts, new video and audio systems, a brick facade lining the grandstands, new lighting, new fencing and netting and a central seating section with chair-back seats.

Included in the 2006 renovation project was the Rebels' very own indoor facility, which provides the student-athletes a chance to escape from inclement weather, while also offering more room for practices, batting practice areas prior to games, and space for camp instruction. The 6,650 square foot building features three batting cages at one end, and an open area on the other for tee work and other drills. The facility recently underwent a facelift in 2016 to replace the surface, which now features a "Fielders Choice" turf, Enviroturf's high quality non-infill turf. New nets were also installed that allows anywhere from one open shell to three lanes, making the transformation of the facility an easy task depending on the drill.

Ole Miss has experienced unparalleled levels of success in attendance in recent years, with eight of the top-10 single-game attendance marks having been set since 2016, while eight of the top-10 series attendance marks have been set during the same four-year span. After shattering the season attendance record in 2016 at 13,506 and surpassing it a year later with a total of 20,499, Rebel Nation again came out in droves the following two years. The season mark of 12,325 achieved in 2019 ranked as the third-highest in the history of Rebel softball.

In 2017, All four of the SEC weekend series made the top-10 list for series attendance, and Ole Miss saw three-straight record crowds in the postseason. After breaking the stadium attendance record three times during the 2017 NCAA Regional run, the Rebels saw the record once again fall in 2019 when 1,734 fans packed the stands in Oxford for the series finale against No. 9 Tennessee, coming on the heels of a crowd of 1,678 in Fridays opener against the Vols, the third-largest crowd in school-history.

## FACILITY HIGHLIGHTS

- CAPACITY:** 1,000
- OPENED:** 1998
- RENOVATED:** 2006
- FIRST GAME:** FEB. 22, 1998 VS. NICHOLLS (4-0 LOSS)
- OVERALL RECORD IN STADIUM:** 270-252 (.517 - 22 SEASONS)
- LARGEST CROWD:** 1,734 (APRIL 28, 2019 VS. TENNESSEE)
- SEASON ATTENDANCE RECORD:** 23,953 IN 2019 (30 HOME GAMES)
- SERIES ATTENDANCE RECORD:** 4,338 (APRIL 26-28, 2019 VS. TENNESSEE)
- LONGEST HOME WIN STREAK:** 11 (2016)
- MOST HOME WINS IN A SEASON:** 25 (2019)
- NUMBER OF TOURNAMENTS HOSTED:** 26  
(23 regular season home tournaments, 1 SEC Tournament - 2011, 2 NCAA Regional - 2017, 2019)
- INDOOR OPENED:** 2006
- SQUARE FEET OF INDOOR:** 6,650



# HEALTH & SPORTS PERFORMANCE

**Derionne Brooks, MS, ATC**, is in charge of the rehabilitation and health of the Ole Miss softball team. She is in her fourth season with the program.

The Athletic Training Room at the Gillom Athletics Performance Center is equipped with state-of-the-art equipment including:

- An expanded treatment area to accommodate athletes with electrical stimulation and ultrasound units, along with other modalities
- A state-of-the-art hydrotherapy room with hot and cold tubs
- Two Altar-G treadmills along with a host of other rehabilitation equipment
- Offices for full-time athletic trainers for volleyball, soccer, softball and men's and women's tennis





## STRENGTH & CONDITIONING

Under the direction of fourth-year strength and conditioning coach **Brett Lenaburg**, the Ole Miss softball team utilizes the Gillom Athletics Performance Center weight room to maximize their athletic potential both in-season and out of season.

The Gillom Center weight room is equipped with:

- 16 platforms and ½ rack stations equipped with Olympic and power bars, eight sets of chains, eight tendo units, and over 10,000 lbs. of weight
- An assortment of speciality bars including: trapbars, safety squat bars, Texas squat bars and duffalo bars
- 120 dumbbells ranging from 5-100lbs., 38 kettlebells ranging from 18-97 lbs., and a full compliment of bands
- Medball rack with over 50 medicine balls ranging from 6-100 lbs. and a medball throwing wall
- Three Pit Sharks, six GHRs, and various speciality machines and attachments
- 16 pieces of cardio equipment including: TrueForm Runners, Woodway treadmills, Assault Bikes and Versaclimbers
- 1,728 square-foot field turf w/ plyo boxes and hurdles, pushing and speed sleds
- Gatorade fueling station





## OUTSTANDING ATHLETICS

From Olympic gold medalist to Super Bowl winner to World Series champion, Ole Miss Rebels can be found at the pinnacle of many sports.

(Clockwise from top) - Ole Miss Baseball won its 10th NCAA Regional title in 2019, and was well on its way to a historic season in 2020 before the global coronavirus pandemic cut the year short; **Rafaelle Souza** was a starting defender on the Brazilian national team during the 2015 Women's World Cup and played in the 2016 Rio Olympics; Oxford native and American pole vault record holder **Sam Kendrick**s was an Olympic bronze medalist in 2016 and has claimed nine of the last 10 U.S. pole vault titles he has competed in; Seven-time world champion, 12-time USA champion and 2012 Olympic gold medal long jumper **Brittney Reese** has competed for Team USA in three Olympiads in Beijing (2008), London (2012) and Rio (2016); **Aaron Barrett** was a member of the 2019 World Series Champion Washington Nationals pitching staff, the 13th Rebel to be on a World Series winning team.



# CLASS OF THE SEC

Ole Miss has won five SEC team titles in the last four years

2019: Men's Cross Country



Ole Miss **Men's Cross Country** repeated as SEC Champions in dominant fashion, recording the largest margin of victory in the SEC since 2015 with a 55-point win over Alabama. The Rebel men were ranked as high as No. 8 nationally during the year, a program-best.

2019: Women's Golf



**Women's Golf** won the 2019 SEC Championship in thrilling fashion, needing playoff holes in its final three matches before prevailing over South Carolina. Ole Miss went on to qualify for the NCAA Championships for the second time in as many years, finishing tied for 13th overall.

2018: Men's Cross Country



Ole Miss won the 2018 SEC **Men's Cross Country** title, the first in program history and the first school not named Arkansas or Alabama to win since 1990. The Rebel men went on to win the NCAA South Region title and finish 17th at the NCAA Championships, the second-best national team finish in program history.

2018: Baseball (SEC Tournament Champions)



**Baseball** won its third SEC Tournament title in dramatic fashion in 2018, battling back with four straight wins after falling to Auburn in the opening round. Nick Fortes was named Tournament MVP, and was one of three Rebels on the All-Tournament Team.

2017: Softball (SEC Tournament Champions)



**Softball** wrote and starred in its own Cinderella story in 2017, winning the SEC Tournament title as the No. 8 seed on the arm of Tournament MVP, Kaitlin Lee. Ole Miss became the lowest seed to ever make the title game, let alone win the tournament, and beat No. 1 seed Florida, No. 5 seed Alabama and No. 6 seed LSU along the way for the title.



We prepare future generations of Mississippians to lead and serve this state.

It means delivering comprehensive knowledge and hands-on research opportunities.

It means leading by example.

It means driving the pace at every turn.

It's not just our purpose — it's our commitment.



*Ole Miss*



DEDICATED TO  
EDUCATING  
**THE STATE OF  
MISSISSIPPI,**  
*driving the pace at every turn*



THIS IS OXFORD

Tens of thousands visitors enjoy the historic Square in downtown Oxford each year, including the famous Square Books bookstore.

- No. 2 College Town (Livability.com)
- No. 2 College Football Town (NCAA.com)
- Top 6 College Towns in America (USA Today)
- Top 10 Coolest College Towns in America (Travel & Leisure)
- Top 20 Best Small Towns in America (Smithsonian)
- Top 100 Places to Live (Money Magazine)

## OXFORD, MISSISSIPPI

Touted as the “Cultural Mecca of the South,” creativity abounds in Oxford as musicians, artists and writers alike find inspiration in Oxford’s rich history, small-town charm and creative community. Nobel Prize winning author William Faulkner made his home here and many have followed in his footsteps. Oxford is also known for its exceptional culinary experiences at the many restaurants, from down-home cooking to upscale creations.

“The boys were extremely excited to come to Oxford. I think as a ballclub, with our players and all of the parents talking, I think we are falling in love with Oxford, the people here, how we are being treated and the hospitality. I think we are going to have a lot of people rooting for Ole Miss in every sport down the road after the experience they have given us here.”

- Mike Gambino, Boston College baseball coach  
(at the 2016 NCAA Oxford Regional)



Ole Miss sporting events regularly attract such celebrities as movie stars Morgan Freeman and Woody Harrelson.



In addition to the popular Double Decker Arts Festival that brings thousands of visitors to Oxford each April, the town’s thriving music scene has welcomed such acts as Snoop Dogg, Willie Nelson, B.B. King, Brad Paisley, Zac Brown Band, Thomas Rhett, Three 6 Mafia, Jason Isbell and Wilco. Artists that have recorded at local Sweet Tea Studios include the Counting Crows, Gavin DeGraw, Ben Folds, the Hives, Jars of Clay and Modest Mouse. Oxford’s Lyric has been named one of the top 100 music club venues in the world by Pollstar, the leading concert industry trade publication.

“THE **HOLY GRAIL** OF  
**TAILGATING SITES**”

THE SPORTING NEWS

*Ole Miss*



# JAMIE TRACHSEL

## RUN DOWN

Jamie Trachsel was named the sixth head softball coach at Ole Miss on April 24, 2020, bringing 18 years of coaching experience to Oxford, including 10 as head coach at successful programs in Minnesota, Iowa State and North Dakota State.

The 2019 NFCA Great Lakes Region Coach of the Year has collected 11 conference regular-season and tournament championships, developed 47 all-conference honorees, and guided her teams to the NCAA Tournament in 7-of-9 complete seasons, including a trip to the 2019 WCWS with the Golden Gophers.

With a 346-184-1 (.652) overall record as a head coach, including a .792 winning percentage against conference foes, Trachsel brings a tradition of winning in line with the lofty expectations held at Ole Miss, which boasts four NCAA Regional berths, two Super Regionals and an SEC Tournament crown over the previous four seasons.

In her three-year stint with the Golden Gophers, Trachsel took over a program on the rise and kept the ascent going to the upper echelon of the softball world. After finishing off her inaugural season in Minneapolis with 41 wins, a Big Ten Tournament title, an appearance in the NCAA Seattle Regional Final and four All-Big Ten and NFCA All-Region honorees, Trachsel helmed the Gophers to their most prolific season in history in 2019.

Playing arguably the nation's most challenging schedule, Minnesota racked up a 41-12 record during the regular season, setting the stage for a magical postseason run. The No. 8 national seeded Gophers ripped through the Regional and Super Regional rounds of the NCAA Tournament with five straight wins, including two apiece over SEC foes in No. 14 Georgia and No. 10 LSU. Minnesota then set sail for Oklahoma City, making its first trip to the Women's College World Series in the NCAA era.

Five Gophers were named to the All-Big Ten and NFCA All-Region squads, respectively, following Trachsel's second season at Minnesota, while Gopher ace Amber Fiser was named the Big Ten Pitcher of the Year and a First Team All-American.

Minnesota finished the season ranked No. 8 in both the USA Today/NFCA Top-25 Coaches Poll and the ESPN.com/USA Softball Collegiate Top-25 Poll. The No. 8 ranking is the highest the Gophers have finished a season in either major poll. Minnesota also finished No. 7 in the NCAA RPI, which is not only the school's highest RPI to finish a season, but the highest at any point in program history. For their efforts, Trachsel and her staff were named the NFCA Great Lakes All-Region Coaching Staff of the Year.

Ranked in the top 10 in five different preseason polls heading into 2020, Trachsel and the Gophers hit the ground running once again. Minnesota collected a 15-9-1 record prior to the cancelation of the remainder of the spring season due to the coronavirus, including ranked wins over No. 5 Florida State and No. 19 Missouri. Sophomore slugger Natalie DenHartog was tabbed a Shortened Season All-American by Softball America.

The Gophers also made history in the classroom under Trachsel. Their spring 2019 semester GPA of 3.63 was the highest in program history, while eleven different players notched 2019 Academic All-Big Ten honors. In total, Trachsel's players have received 41 academic all-league honors.

Prior to taking over Minnesota, Trachsel spent one season in the Big XII as the head coach at Iowa State. She led the Cyclones to a fifth-place conference finish in 2017, garnering their highest league win total in eight years along with the best regular-season Big XII finish since 1994. Trachsel's squad also saw improvement in the circle,



### QUICK HITS

POSITION	HEAD COACH
HOME TOWN	DULUTH, MINN.
ALMA MATER	ST. CLOUD STATE, '01
CAREER RECORD	346-184-1 (10 SEASONS)
OLE MISS RECORD	FIRST SEASON

dropping its team era by nearly two runs per game to the lowest since 2010. Two Cyclones earned NFCA All-Region First Team honors in Kelsey McFarland and Sami Williams, the latter selected to the All-Big XII First Team as well, one of only three freshmen league-wide to earn that award.

Trachsel arrived in Ames following 14 seasons at North Dakota State, including the final six as co-head coach. In those half-dozen seasons, NDSU compiled a 221-109 overall record (.670), a 98-19 mark (.838) in the Summit League and advanced to NCAA Regional play five times. The Bison won their conference regular-season championship and the tournament championship five times each with Trachsel as co-head coach.



NDSU won at least 30 games – including a school-record 45 in 2015 when it climbed as high as 41st in the NCAA Percentage Ratings Index (RPI) – for 10 straight seasons. The Bison advanced to the NCAA Regionals in seven of Trachsel’s final eight seasons in Fargo. In 2009, NDSU pulled a shocking upset, claiming the Norman Regional over perennial power Oklahoma. Her tenure with NDSU began with two seasons (2002-04) as a graduate assistant, followed by three (2005-07) as an assistant coach, three (2008-10) as associate head coach and the last six (2011-16) as co-head coach.

During her stay in Fargo, Trachsel coached five All-Americans, 25 All-Region players and 59 All-Conference student athletes, including five Summit League Players of the Year and five Summit League Pitchers of the Year. The Minnesota native was also a part of staffs recognized as NFCA Midwest Region Coaching Staff of the Year twice in 2009 and 2015.

As a player, Trachsel competed for NCAA Division II program St. Cloud State in St. Cloud, Minnesota. She led the Huskies to three straight NCAA Division II tournament appearances and one conference title. Trachsel made the 1999 NCAA Division II

All-Region Tournament Team and received All-Academic honors from the NFCA twice. SCSU won 127 games during her career.

As a prep athlete, Trachsel earned 17 letters across four sports at Duluth (Minn.) Central High School. She is also a nine-time national champion in racquetball (1988-93 and 2003-05).

Trachsel earned a bachelor’s degree in sports management (minors in coaching and human relations) from St. Cloud State in 2001. She added a Master of Education degree in athletics administration from North Dakota State in 2006.

**YEAR-BY-YEAR RECORD**

Year	School	W-L	Conf.	Postseason
2011	NDSU	30-27	17-7	NCAA Regionals
2012	NDSU	38-22	18-6	NCAA Regionals
2013	NDSU	33-16	17-1	Summit Tournament
2014	NDSU	36-18	13-3	NCAA Regionals
2015	NDSU	45-11	16-2	NCAA Regionals
2016	NDSU	39-15	17-0	NCAA Regionals
2017	Iowa State	23-35	6-12	Big XI Tournament
2018	Minnesota	41-17	17-4	NCAA Regionals
2019	Minnesota	46-14	20-2	WCWS
2020	Minnesota	15-9-1	0-0	Season Canceled
<b>Total</b>	<b>10 Seasons</b>	<b>346-184-1</b>	<b>141-37</b>	

**PATH TO OLE MISS**

	<b>Ole Miss Head Coach</b>	<b>2021 -</b>
	<b>Minnesota Head Coach</b>	<b>2018-20</b>
	<b>Iowa State Head Coach</b>	<b>2017</b>
	<b>North Dakota State Co-Head Coach</b>	<b>2011-16</b>
	<b>North Dakota State Associate Head Coach</b>	<b>2008-10</b>
	<b>North Dakota State Assistant Coach</b>	<b>2005-07</b>
	<b>North Dakota State Graduate Assistant</b>	<b>2002-04</b>

# KATIE RIETKOVICH BROWDER

## RUN DOWN

Katie Rietkovich Browder enters her first season on head coach Jamie Trachsel's staff at Ole Miss, serving as an assistant coach in charge of leading the Rebel offense. Previously, Rietkovich Browder was a volunteer assistant coach at Ole Miss from 2016-18.

During her first stint in Oxford, the former Georgia Bulldog was pivotal in the establishment of Ole Miss as a standard for the slap-style of hitting, perfecting the craft of standout Rebel slappers like Kylan Becker, Elantra Cox and Paige McKinney. During Ole Miss' historic 2017 season, more than a quarter of the Rebels' hits never left the infield.

Rietkovich Browder also worked closely with the Rebel catchers during her initial stint at Ole Miss, including Courtney Syrett and Autumn Gillespie. Syrett ranked second in the SEC in 2017 with six runners thrown out, committing just two errors on the season. Meanwhile, since arriving in Oxford, Gillespie has been one of the most feared arms behind the plate in the nation.

Following the 2018 season, Rietkovich Browder was hired by Trachsel as an assistant coach at Minnesota, immediately making an impact and helping the Gophers to a magical run to the Women's College World Series in her first season. In recognition of their success, Rietkovich Browder and the rest of the Minnesota coaches were named the 2019 NFCA Great Lakes Region Coaching Staff of the Year.

Rietkovich Browder's Minnesota offense left their mark in the Golden Gopher record book during her lone complete season in Minneapolis, ranking second all-time in home runs (72), third in walks (225), fifth in doubles (87) and fifth in slugging percentage (.496). The Savannah, Georgia, native developed three First Team All-Big Ten honorees in Hope Brandner, MaKenna Partain and Natalie DenHartog.

Partain flourished in the leadoff spot under Rietkovich, breaking the school single season runs record with 66 and single game runs record with five in a game. Meanwhile, Brandner, a transfer from Oregon State, finished second all-time in single season home runs, crushing 19.

Rietkovich Browder's most impressive work may have been the job she did coaching freshman DenHartog. After not beginning the year as a starter, DenHartog led the Gophers in slugging percentage (.780) and RBIs (64) and was second on the team in batting average (.373) and home runs (17). DenHartog was named a top-3 finalist for the NFCA Freshman of the Year award. The slugger went on to lead the Gophers in virtually every category in the shortened 2020 season and earned Softball America Shortened Season All-American honors.

Rietkovich Browder got her start in coaching at Savannah State, where she served for one year under head coach Jose Gonzalez as an assistant.



### QUICK HITS

POSITION	ASSISTANT COACH
HOME TOWN	SAVANNAH, GA.
ALMA MATER	SOUTH CAROLINA-BEAUFORT, '14
EXPERIENCE	FOURTH SEASON

Rietkovich Browder made a few stops during her playing career, starting at Georgia under head coach Lu Harris-Champer, where she was a part of the Bulldogs' third-place finish at the 2010 Women's College World Series. After her stint at Georgia, she played at the NAIA level at both South Carolina-Beaufort and Reinhardt University. In addition to her WCWS trip, she was a part of trips to two NCAA Regionals, two NCAA Super Regionals and an NAIA postseason run.

Rietkovich Browder earned a Bachelor of Science degree in Hospitality and Tourism Management from USCB in December 2014. She completed her Master's Degree in Kinesiology from Georgia Southern in July 2016.



# RYKER CHASON

## RUN DOWN

Ryker Chason enters his first season on Jamie Trachsel's staff at Ole Miss, working primarily with the Rebel pitching staff.

Chason joins the Ole Miss staff from SEC foe, LSU, where he spent four seasons as a student coach on the Tiger staff, assisting head coach Beth Torina with pitching charts and pitch calls. During his three complete seasons with LSU, Chason worked with seven NFCA All-Americans, including four at the pitcher position.

With Chason on staff, LSU put together an extremely successful four-year run, racking up 157 total wins, including 39 in SEC play. The Tigers continued their success into postseason play, winning an NCAA Regional Championship and advancing to Super Regionals in all three completed seasons, including a trip to the 2017 Women's College World Series.

Among the lauded student-athletes Chason worked with in Baton Rouge are Tiger greats such as two-time All-American Carley Hoover, two-time All-American

Allie Walljasper and 2019 Second Team All-American Shelbi Sunseri. Chason also helped instruct senior hurler Maribeth Gorsuch, who tossed the first seven-inning perfect game in LSU history this past season.

In addition to his work with the Tiger program, Chason served as pitching coach for the nationally renowned Georgia Impact Premier Club in Atlanta for four years, being responsible for the scouting the teams' offense and defense. With Chason at the helm of the pitching staff, Georgia Impact captured the 2018 PGF National Championship and finished as the PGF National Runner Up in 2019.

Prior to making the move to Baton Rouge, Chason was an assistant coach at South Georgia State College for the 2016 season. During his stint in Douglas, Georgia, Chason helped the Hawks to a program-best runner-up finish in the conference tournament and was responsible for the organization and implementation of the program's camps.



QUICK HITS	
POSITION	ASSISTANT COACH
HOME TOWN	GRAND RIDGE, FLA.
ALMA MATER	LSU, '20
EXPERIENCE	FIRST SEASON



When not on the coaching side of the game, Chason is also a premier athlete in men's fastpitch softball with the United States Junior Men's National Team. He twice competed for Team USA at the WBSC Junior Men's World Championship in 2014 and 2016. Chason is currently in the 40-man pool for the US Men's National Team.

A native of Grand Ridge, Florida, Chason holds a bachelor's degree in interdisciplinary studies for Louisiana State University.

# KARA SHUTT

## RUN DOWN

Kara Shutt, a former All-American outfielder at Elon, is in her first season on Jamie Trachsel's Ole Miss staff as the Rebel's volunteer assistant coach.

Shutt joins the Rebel staff after spending the last two seasons as a graduate manager at fellow SEC foe South Carolina. Prior to entering the coaching ranks, Shutt was a standout for four seasons for the Elon Phoenix, collecting three First Team All-Colonial Athletic Association nods.

During her playing days, Shutt put together one of the finest careers in Elon history, setting the Phoenix' all-time record for career doubles with 63, while ranking second in school history with 253 career hits. The three-time NFCA All-Region honoree's 142 runs and .373 batting average rank third in the Elon record book, while her

114 runs batted in is good for the fourth most in program history.

Having already established herself as a program great, Shutt put an emphatic cap on her career as a senior in 2018, becoming the second Elon player ever to be named an NFCA All-American. The Greensboro, North Carolina, native's .425 batting average set a single season record for the Phoenix, also tying her own single season record with 21 doubles. Shutt also finished the season as the team leader in hits (74), runs (42), triples (3), slugging percentage (.580) and on-base percentage (.474).

Shutt graduated from Elon with a bachelor's degree in sport management in 2018, earning her master's degree in the same field from South Carolina in 2020.



	<b>QUICK HITS</b>
<b>POSITION</b>	<b>VOLUNTEER ASSISTANT COACH</b>
<b>HOMETOWN</b>	<b>GREENSBORO, N.C.</b>
<b>ALMA MATER</b>	<b>ELON, '18</b>
<b>EXPERIENCE</b>	<b>FIRST SEASON</b>

# BRIAN THOMAS

## RUN DOWN

Brian Thomas is in his first season as the coordinator of operations for the Ole Miss softball team. In his role, Thomas is responsible for the day-to-day office operations of the softball program. His duties include assisting with the Rebels' camps throughout the year, team travel and equipment operations.

Thomas came to Oxford from Conference USA member Florida Atlantic, where he served as the director of operations for the Owl baseball team for two years while earning his master's degree in higher education leadership.

Prior to his time with the FAU baseball program, Thomas was the varsity pitching coach at Gainesville High School in Gainesville, Florida. During his year with the Purple Hurricanes, the program earned their best season in 10 years with a 19-6 record. He handled all facets of the pitching staff, including throwing and conditioning as well as the players' developmental needs.

He also served one summer as pitching coach for the Richmond Jazz of the Great Lakes Summer Collegiate League. There, he was the team's first base coach. The year prior, Thomas began his coaching career as the pitching coach at Oak Hill High School, also in Gainesville.

Thomas graduated from and played for Santa Fe High School in Alachua, Florida. Four times he earned all-area honors, eventually going on to play at St. Johns River State College. There, he was a member of the FCSAA All-Academic Team and earned the Mid-Florida Conference Scholar-Athlete Award.

After earning his associate of arts at St. Johns River State, Thomas moved on to the University of Florida, graduating cum laude in 2016 with his bachelor of science degree in food and resource economics, specializing in agribusiness marketing and management.



	<b>QUICK HITS</b>
<b>POSITION</b>	<b>COORDINATOR OF OPERATIONS</b>
<b>HOMETOWN</b>	<b>GAINESVILLE, FLA.</b>
<b>ALMA MATER</b>	<b>FLORIDA, '16</b>
<b>EXPERIENCE</b>	<b>SECOND SEASON</b>

# FALEPOLIMA AVIU

## RUN DOWN

Falepolima Aviu, a former collegiate standout at powerhouse Oklahoma, is in her first season at Ole Miss, joining Jamie Trachsel's Rebel staff as a graduate manager.

A three-time All-Big 12 standout for the Sooners from 2016-19, Aviu finished her career ranked sixth all-time at Oklahoma in games played at 255, primarily patrolling the outfield but also seeing time at designated player and first base. During her career, Aviu helped the Sooners register a 232-28 record, reaching the Women's College World Series all four years and winning a pair of National Championships. Following the conclusion of her collegiate career, Aviu signed with the NPF's USSSA Pride in 2019.

Aviu garnered a .328 batting average during her career, racking up 234 hits, including 72 for extra bases. The Oceanside, California, native's

45 doubles ranks as the 10th-most in Oklahoma history, adding 25 home runs and a pair of triples. Aviu proved a prolific run producer during her time with the Sooners, stacking up 177 RBIs and 153 runs in her four years.

As a sophomore in 2017, Aviu was named First Team NFCA All-Region and Second Team All-Big 12 after starting all 70 games for the Sooners. Aviu batted .327 during the year, recording 51 RBIs and 39 runs scored. The California slugger's 18 doubles ranked sixth-most in Oklahoma history, while also ranking seventh in the Sooner record book with 18 HBPs.

Following her playing career, Aviu joined Patty Gasso's Sooner staff as a student assistant for the 2020 season, earning her bachelor's degree from the University of Oklahoma in 2020.



### QUICK HITS

POSITION	GRADUATE MANAGER
HOMETOWN	OCEANSIDE, CALIF.
ALMA MATER	OKLAHOMA, '20
EXPERIENCE	FIRST SEASON

# ALEIMA LOPEZ

## RUN DOWN

Aleima Lopez, one of the top run-producers in FIU history who has competed at the international level with the Puerto Rican National Team, is in her first season as a graduate manager at Ole Miss.

After wrapping up her collegiate career at FIU, Lopez made the move overseas to play professionally in Italy before returning to the States to begin her coaching career, serving for two seasons as the volunteer assistant coach at UTSA from 2019-20.

In addition to her college and pro career, Lopez has been a fixture at the international level with the Puerto Rican National Team. For more than 13 years Lopez has competed for the WBSC's No. 4 ranked team in the world, wearing her nation's colors in four different World Cups of Softball. Lopez also helped Team Puerto Rico capture the Gold Medal at the Central American Games in 2018, finishing with the best batting

average in the tournament. Lopez and PR also garnered the Bronze Medal at the 2019 Pan American Games.

A four-year starter during her days in Miami, Lopez finished her career ranked seventh in the history of FIU softball with 110 RBIs, becoming one of eight Panthers ever to eclipse 100 runs driven in in a career. Lopez's 14 home runs were also good for the 10th-most in program history.

A graduate of Florida International University in 2016, Lopez is the daughter of longtime Major League Baseball coach and former professional baseball player Juan Lopez. Her brother, Jack Lopez, was drafted in the 2011 MLB draft by the Kansas City Royals and is currently a member of the Atlanta Braves organization, most recently player at the AAA level for the Gwinnett Stripers.



### QUICK HITS

POSITION	GRADUATE MANAGER
HOMETOWN	TAO ALTA, PUERTO RICO
ALMA MATER	FIU, '16
EXPERIENCE	FIRST SEASON

### 2021 ROSTER

#### NUMERICAL

NO.	NAME	POS.	B/T	HT.	YR.	EXP.	HOMETOWN (PREVIOUS SCHOOL)
1	Blaise Biringier	INF	L/R	5-6	Fr.	HS	Nogales, Ariz. (Cienega)
2	Jess Acosta	INF	L/R	5-3	Fr.	HS	El Centro, Calif. (Central Union)
5	Ava Tillmann	RHP	R/R	5-10	Sr.*	3L	Cedartown, Ga. (Cedartown)
6	Mikayla Allee	INF	R/R	5-4	Jr.	2L	Corona, Calif. (Norco)
8	Raegan Cheyne	OF	L/R	5-8	So.	1L	Norco, Calif. (Norco)
9	Paige Smith	INF	R/R	5-5	So.	1L	Corona, Calif. (Norco)
10	Katelin Cooper	OF	L/R	5-5	Jr.	2L	Choudrant, La. (Cedar Creek)
11	Tate Whitley	OF	L/L	5-5	Jr.	2L	Angleton, Texas (Angleton)
13	Savannah Diederich	RHP	R/R	5-11	Jr.	2L	Hacienda Heights, Calif. (Los Altos)
15	Macey Keester	OF	R/R	5-2	Fr.	HS	Cypress, Calif. (Cypress)
16	Sydney Gutierrez	UT	L/L	5-9	Sr.*	2L	Pearland, Texas (Pearland/Blinn College)
17	Kacey Hvitved	INF	R/R	5-5	Sr.*	2L	Snohomish, Wash. (Monroe/Shoreline CC)
18	Aynsle Furbush	RHP/UT	R/R	5-8	Fr.	HS	Longwood, Fla. (Winter Springs)
19	Lindsey Johnson	RHP	R/R	5-8	Sr.*	1L	Wetumpka, Ala. (Macon East Academy)
20	Jessica Puk	UT	R/R	5-10	Sr.*	3L	Cedar Rapids, Iowa (Agoura Hills)
21	Amanda Roth	INF	R/R	5-7	Sr.*	3L	Carrollton, Texas (Hebron)
22	Anna Borgen	LHP	L/L	5-9	Sr.*	3L	Heath, Texas (Dallas Christian)
23	Ally Mena	UT	R/R	5-7	Sr.*	3L	Miami, Fla. (Westminster Christian School)
24	Autumn Gillespie	C	R/R	6-1	Sr.	3L	Redlands, Calif. (Redlands East Valley/UCF)
25	Ashlee LaRue	OF	L/R	5-9	Fr.	HS	Blanco, Texas (Blanco)
27	Maddi Banks	UT	L/R	5-6	Jr.	TR	Bettendorf, Iowa (Bettendorf/Virginia Tech)
30	Abbey Latham	UT	R/R	5-11	Sr.*	3L	Livingston, Ala. (Demopolis)
31	Mac Barbara	1B/C	L/R	5-9	So.	1L	Long Beach, Calif. (Saint Joseph)
32	Kelsha Loftin	OF	R/R	5-7	Sr.	2L	Mendenhall, Miss. (Mendenhall/Jones County JC)
34	Nyomi Jones	OF	L/R	5-7	So.	1L	Long Beach, Calif. (Mater Dei)
35	Landyn Bruce	RHP	R/R	5-10	Fr.	HS	Temecula, Calif. (Great Oak)
36	Gabby Alvarez	1B/DP	R/R	5-9	Sr.*	3L	Riverside, Calif. (Martin Luther King, Jr.)

#### ALPHABETICAL

NO.	NAME
2	Jess Acosta
6	Mikayla Allee
36	Gabby Alvarez
27	Maddi Banks
31	Mac Barbara
1	Blaise Biringier
22	Anna Borgen
35	Landyn Bruce
8	Raegan Cheyne
10	Katelin Cooper
13	Savannah Diederich
18	Aynsle Furbush
24	Autumn Gillespie
16	Sydney Gutierrez
17	Kacey Hvitved
19	Lindsey Johnson
34	Nyomi Jones
15	Macey Keester
25	Ashlee LaRue
30	Abbey Latham
32	Kelsha Loftin
23	Ally Mena
20	Jessica Puk
21	Amanda Roth
9	Paige Smith
5	Ava Tillmann
11	Tate Whitley

Sr.\* - Has an additional year of eligibility due to the COVID-19 pandemic.

#### COACHING STAFF

- Head Coach:** Jamie Trachsel, 1st season (St. Cloud St., 2001)
- Assistant Coach:** Katie Rietkovich Browder, 4th season (USC-Beaufort, 2014)
- Assistant Coach:** Ryker Chason, 1st season (LSU, 2020)
- Volunteer Assistant Coach:** Kara Shutt, 1st season (Elon, 2018)

#### SUPPORT STAFF

- Director of Operations:** Brian Thomas, 2nd season (Florida, 2016)
- Athletic Trainer:** Dee Brooks, 4th season (LSU, 2014)
- Strength and Conditioning:** Brett Lenaburg, 4th season (Arizona State, 2011)
- Managers:** Jordyn Augustus, Falepolima Aviu, Alexis Coleman, Aleima Lopez, Caden Luna, Allison Stark, Anna Tate

### ROSTER BREAKDOWN

#### BY CLASS

##### Seniors | 12

- Autumn Gillespie, Kelsha Loftin
- Gabby Alvarez, Anna Borgen
- Sydney Gutierrez, Kacey Hvitved
- Lindsey Johnson, Abbey Latham, Ally Mena
- Jessica Puk, Amanda Roth, Ava Tillmann

##### Juniors | 5

- Mikayla Allee, Maddi Banks
- Katelin Cooper, Savannah Diederich
- Tate Whitley

##### Sophomores | 4

- Mac Barbara, Raegan Cheyne
- Nyomi Jones, Paige Smith

##### Freshmen | 6

- Jess Acosta, Blaise Biringier
- Landyn Bruce, Aynsle Furbush
- Macey Keester, Ashlee LaRue

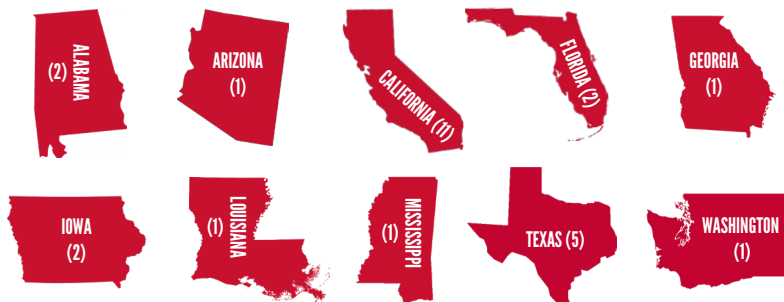
##### Newcomers | 7

- Jess Acosta, Maddi Banks
- Blaise Biringier, Landyn Bruce
- Aynsle Furbush, Macey Keester
- Ashlee LaRue

#### PRONUNCIATION GUIDE

- Mikayla Allee | Like Alley
- Blaise Biringier | BARE-in-jer
- Anna Borgen | BOR-ghin
- Raegan Cheyne | Like Shane
- Savannah Diederich | DEE-drick
- Aynsli Furbush | ANNS-lee
- Kacey Hvitved | VIT-VED
- Abbey Latham | LAY-thum
- Kelsha Loftin | KEHL-shuh
- Ally Mena | MEH-nuh
- Jessica Puk | PUCK
- 
- Jamie Trachsel | TRACK-suhl
- Katie Rietkovich Browder | WRECK-uh-vitch
- Ryker Chason | CHAY-sun
- Kara Shutt | Like shut

#### BY HOME STATE



# 5 AVA TILLMANN

## RUN DOWN

### 2020 (JUNIOR)

Season cut short due to the spread of novel coronavirus COVID-19 ... Made a team-high 15 appearances in the circle, including four starts ... Posted a 2.54 ERA in 30.1 total innings ... Garnered a 3-3 record ... Added a pair of saves ... Racked up 23 strikeouts ... Delivered a one-hit shutout against Jackson State (2/28) ... Struck out five batters in 2.2 innings in a rematch with the Lady Tigers (2/29) ... Picked up a save against California Baptist (3/1), pitching 1.2 scoreless frames ... Tossed 2.0 scoreless innings of relief at Missouri (3/8), surrendering a single hit.

### 2019 (SOPHOMORE)

Appeared in 24 games in the circle, making 11 starts ... Posted an 8-2 record with a 1.99 ERA ... Logged 74.0 innings on the rubber, racking up 43 strikeouts with 17 walks ... Garnered the win in each of her last seven decisions, not receiving a loss after February 17 ... Allowed one unearned run on two hits in a complete game effort against Sam Houston State (2/23) ... Surrendered no runs and just one hit in five complete innings against Memphis (3/13), picking up five strikeouts ... Threw six frames against UAB (4/10), allowing two unearned runs on four hits.

### 2018 (FRESHMAN)

Established herself as one of the Rebels' top pitching options midway through the season ... Appeared in 24 games, making seven starts in the circle ... Of her seven starts, four were complete game efforts ... Finished with a 4-4 record in 64.2 innings of work ... Struck out 30 batters on the season, compared to 21 walks ... In her first-ever start, threw a complete game shutout over South Carolina, allowing just a pair of hits and striking out six Gamecocks ... Allowed just one run in seven innings at Southern Miss,

racking up five strikeouts while surrendering four hits ... Surrendered a single run in six innings at LSU, allowing just three hits in the game ... Named to the SEC First Year Honor Roll ... Bestowed with NFCA Easton Scholar Athlete honors.

### HIGH SCHOOL

Played at Cedartown High School in Cedartown, Georgia ... An all-state honoree as a senior and junior ... Tabbed the Georgia Region 7AAA Player and Offensive Player of the Year in 2014 ... Named the Georgia Region 7AAAA Player of the year in 2013 ... Selected first team all-region and First Team Rome News Tribune All-Area all four years ... Holds the CHS career strikeouts record with 817 ... During her career, posted a .185 opponent batting average with a 1.61 ERA ... Also batted .394 for her career with 12 home runs, five triples, 37 doubles and 88 RBIs ... As a senior, threw 135.2 innings with a 1.29 ERA, 172 strikeouts and just 25 walks ... hit .403 as a senior with five home runs, 11 doubles and 25 RBIs ... Pitched 196 innings as a junior with a 1.54 ERA and 203 strikeouts, batting .410 with five homers, seven doubles and 30 RBIs ... As a sophomore, pitched 217 innings, posting a 1.45 ERA with 237 strikeouts ... Registered a .402 batting average as a sophomore with 18 doubles and 25 RBIs ... Tossed 189 innings during freshman season, recording a 2.15 ERA with 205 strikeouts ... Also batted .360 as a freshman with eight runs batted in ... also competed in basketball and track.

### PERSONAL

Full name is Ava Layne Tillmann ... Born September 28, 1998 ... Daughter of Wayne and Lynn Tillmann ... Has one sister, Amy.



QUICK HITS	
CLASS	SENIOR*
POSITION	PITCHER
HEIGHT	5-10
BATS/THROWS	RIGHT/RIGHT
HOMETOWN	CEDARTOWN, GA.
HIGH SCHOOL	CEDARTOWN
MAJOR	SPORT & REC. ADMINISTRATION
BIRTHDAY	SEPTEMBER 28, 1998
CAREER HIGHS	
IP:	7.0, 4x, MR vs. SHSU (2/23/19)
Strikeouts:	6, vs South Carolina (3/18/18)
Fewest Runs*:	0, 3x, MR vs. Jackson St. (2/28/20)
Most Runs:	5, 3x, MR at Missouri (3/7/20)
Fewest Hits*:	1, x2, MR vs. Jackson St. (2/28/20)
Most Hits:	10, at Kentucky (4/5/19)
Fewest Walks*:	1, 8x, vs. Jackson St. (2/28/20)
Most Walks:	5, at Missouri (3/7/20)
* Minimum 5.0 innings pitched	

## CAREER STATS

Year	ERA	W	L	App	GS	CG	SHO	CBO	SV	IP	H	R	ER	BB	SO	2B	3B	HR	BF	B/Avg	WP	HBP	BK	SFA	SHA
2018	3.03	4	4	24	7	4	1	0	0	64.2	57	35	28	21	30	7	2	6	280	.238	4	8	0	6	5
2019	1.99	8	2	24	11	2	0	6	0	74.0	66	34	21	17	43	8	0	4	324	.229	9	16	0	1	2
2020	2.54	3	3	15	4	1	1	1	2	30.1	25	14	11	17	23	8	0	0	134	.229	5	4	0	1	3
TOTAL	2.49	15	9	63	22	7	2	7	2	169.0	148	83	60	55	96	23	2	10	738	.232	18	28	0	8	10

# 6 MIKAYLA ALLEE

## RUN DOWN

### 2020 (SOPHOMORE)

Season cut short due to the spread of novel coronavirus COVID-19 ... Started all 25 games at shortstop ... Led the team with a .356 batting average and a .513 on-base percentage ... Reached base in 21-of-25 games ... Scored seven runs, driving in six more ... Registered a pair of doubles ... Ranked second on the team with 12 walks, while pacing the Rebels with seven HBPs ... Went 3-for-3 with a walk and a run scored against Notre Dame (2/8) ... Hit safely in 3-of-6 at-bats at UAB (2/22), driving in a pair of runs and scoring another ... Drove in a pair of runs against California Baptist (2/28), finishing the game 1-for-2 ... Finished the shortened season on a four-game hitting streak.

### 2019 (FRESHMAN)

Appeared in and started 60 games during her first collegiate season ... Third on the team with a .405 on-base percentage ... Posted a .216 batting average with 21 hits ... Slugged a pair of home runs, taking NFCA All-Americans Kelly Barnhill and Summer Ellyson deep ... Racked up 21 runs scored and 12 runs batted in ... Registered 18 walks and 14 HBPs ... Recorded her first-career hit at Central Arkansas (2/27) ... Scored a pair of runs against Samford (3/15) ... Reached base in all four plate appearances against Florida (3/30) with a single, two HBPs and a walk ... Walked three times versus UAB (4/10), drawing a bases-loaded free pass to bring home the winning run in extra innings ... Posted a pair of hits in back-to-back games against Southeast Missouri (5/18) and Louisiana (5/19).

### HIGH SCHOOL

A five-time letterwinner at Norco High School in Norco, California ... Named all-league four times ... Also captured all-county laurels as a junior in 2017 ... Helped lead the Cougars to a pair of league championships in 2016 and 2017 ... In 2017, was named HS GameTime Inland Empire First Team, First Team All-Tournament at the Rod Carew Classic and MVP of the Dana Housley Tournament ... Batted .391 for her career with a .493 on-base percentage, including posting a .409 average as a junior with 35 runs scored.

### PERSONAL

Daughter of Ryan and Natalie Allee ... Born December 20, 1999 ... Has two sisters, Brooklyn and Delaney ... Always takes the field with the name Victory on her glove, honoring her friend who passed away from cancer at 15.



### QUICK HITS

CLASS	JUNIOR
POSITION	INFIELD
HEIGHT	5-4
BATS/THROWS	RIGHT/RIGHT
HOMETOWN	CORONA, CALIF.
HIGH SCHOOL	NORCO
MAJOR	EXERCISE SCIENCE
BIRTHDAY	DECEMBER 20, 1999

### CAREER HIGHS

Runs: 2, 4x, MR vs. Central Arkansas (3/3/20)  
 Hits: 3, 2x, MR at UAB (2/22/20)  
 Doubles: 1, 5x, MR at Missouri (3/8/20)  
 Triples: None  
 Home Runs: 1, 2x, MR vs. Louisiana (5/19/19)  
 RBI: 2, 2x, MR vs. California Baptist (2/28/20)  
 Total Bases: 5, vs. Louisiana (5/19/19)  
 Walks: 3, vs. UAB (4/10/19)  
 Stolen Bases: 1, 3x, MR vs. Miss. Valley St. (2/19/20)

## CAREER STATS

Year	Avg.	GP	GS	AB	R	H	2B	3B	HR	RBI	TB	SLG%	BB	HBP	SO	GDP	OB%	SF	SH	SB	ATT	PO	A	E	FLD%
2019	.216	60	60	97	21	21	3	0	2	12	30	.309	18	14	22	0	.405	2	3	2	2	98	118	9	.960
2020	.356	25	25	59	7	21	2	0	0	6	23	.390	12	7	6	0	.513	0	2	1	3	31	60	3	.968
TOTAL	.269	85	85	156	28	42	5	0	2	18	53	.340	30	21	28	0	.445	2	5	3	5	129	178	12	.962

# 8 RAEGAN CHEYNE

## RUN DOWN

### 2019 (FRESHMAN)


Season cut short due to the spread of novel coronavirus COVID-19 ... Appeared in 21 games, making three starts in the outfield ... Scored three runs, adding one RBI ... Drew one walk ... Was 1-for-2 on steal attempts.

### HIGH SCHOOL

A four-time letterwinner at Norco High School in Norco, California ... led the Cougars to the 2018 California Interscholastic Federation D1 SS Championship ... also helped her team to a league championship for the third consecutive year and was named in the top 120 players with a .333 batting average, .333 OBP and a perfect fielding percentage to complete her junior campaign ... was awarded all-league academics, Principals Award and Honor Roll laurels from 2017-19 ... named the team's MVP ... Helped Norco capture a national championship as well as the CIF State Championship as a senior in 2019.

### PERSONAL

Full name is Raegan Nicole Cheyne ... born July 15, 2001 ... daughter of Dustin and Samantha Cheyne ... has two brothers, Garrett and Riley ... plans to major in education.



### QUICK HITS

CLASS	SOPHOMORE
POSITION	OUTFIELD
HEIGHT	5-8
BATS/THROWS	LEFT/RIGHT
HOMETOWN	NORCO, CALIF.
HIGH SCHOOL	NORCO
MAJOR	PSYCHOLOGY
BIRTHDAY	JULY 15, 2001

### CAREER HIGHS

Runs: 1, 3x, MR vs. Central Arkansas (3/3/20)  
 Hits: None  
 Doubles: None  
 Triples: None  
 Home Runs: None  
 RBI: 1, at UAB (2/21/20)  
 Total Bases: None  
 Walks: 1, vs. Jackson State (2/28/20)  
 Stolen Bases: 1, vs. Jackson State (2/28/20)

## CAREER STATS

Year	ERA	W	L	App	GS	CG	SHO	CBO	SV	IP	H	R	ER	BB	SO	2B	3B	HR	BF	B/Avg	WP	HBP	BK	SFA	SHA
2020	.000	21	3	10	3	0	0	0	0	1	0	.000	1	0	2	0	.091	0	0	1	2	4	0	0	1.000
TOTAL	.000	21	3	10	3	0	0	0	0	1	0	.000	1	0	2	0	.091	0	0	1	2	4	0	0	1.000

# 9 PAIGE SMITH

## RUN DOWN

### 2020 (FRESHMAN)

Season cut short due to the spread of novel coronavirus COVID-19 ... Started all 25 games between second and third base ... Batted .242 with a .387 slugging percentage and a .368 OBP ... Registered three doubles and a pair of homers ... Posted 11 RBIs and seven runs scored ... Drew 11 walks and a pair of HBPs ... Was a perfect 3-for-3 on steal attempts ... Went 2-for-3 with an RBI double against Notre Dame (2/8) ... Batted 1-for-2 with a home run and a pair of RBIs at UAB (2/21) ... Was 2-for-3 with a homer and a pair of RBIs against North Alabama (2/25) ... Ripped a pair of doubles, scoring twice, against Jackson State (2/29).

### HIGH SCHOOL

A four-time letterwinner at Norco High School in Norco California ... named Softball America's Travel Ball Player of the Year for 2019 ... helped her team to a national championship and CIF State Championship in 2019, four-straight Big 8 League Championships from 2016-18 as well as the 2018 CIF Southern Section Division I title ... Norco also was national runner up in 2017 and 2018 ... a two-time All-American and California All-State honoree, receiving all-league laurels four-straight years from 2016-19 ... during freshman season, batted .417 with nine doubles, a pair of triples and eight home runs, driving in 32 runs ... registered a .407 average as a sophomore, posting seven doubles and seven homers with 30 RBIs and 23 runs scored ... as a junior, batted .457, tallying eight doubles, seven long balls and 41 runs driven in ... posted a .420 average during senior year with seven doubles, a triple and six homers, driving in 45 runs and scoring 19 more ... also received academic honors all four years of high school.

### PERSONAL

Full name is Paige Elizabeth Smith ... born March 13, 2001 ... daughter of Leslie and Mark Smith ... has one sister, Mackenzie.



### QUICK HITS

CLASS	SOPHOMORE
POSITION	INFIELD
HEIGHT	5-5
BATS/THROWS	RIGHT/RIGHT
HOMETOWN	CORONA, CALIF.
HIGH SCHOOL	NORCO
MAJOR	PSYCHOLOGY
BIRTHDAY	MARCH 13, 2001

### CAREER HIGHS

Runs: 2, vs. Jackson State (2/29/20)  
 Hits: 2, 3x, MR vs. Jackson State (2/29/20)  
 Doubles: 2, vs. Jackson State (2/29/20)  
 Triples: None  
 Home Runs: 1, 2x, MR vs. North Alabama (2/25/20)  
 RBI: 2, 3x MR vs. Jackson State (2/29/20)  
 Total Bases: 5, vs. North Alabama (2/25/20)  
 Walks: 2, 3x, MR vs. California Baptist (3/1/20)  
 Stolen Bases: 1, 3x, MR vs. Mississippi St. (4/26/19)

## CAREER STATS

Year	Avg.	GP	GS	AB	R	H	2B	3B	HR	RBI	TB	SLG%	BB	HBP	SO	GDP	OB%	SF	SH	SB	ATT	PO	A	E	FLD%
2020	.242	25	25	62	7	15	3	0	2	11	24	.387	11	2	13	0	.368	1	3	3	3	44	37	4	.953
TOTAL	.242	25	25	62	7	15	3	0	2	11	24	.387	11	2	13	0	.368	1	3	3	3	44	37	4	.953

# 10 KATELIN COOPER

## RUN DOWN

### 2020 (SOPHOMORE)

Season cut short due to the spread of novel coronavirus COVID-19 ... Appeared in 17 games, making three starts in the outfield ... Posted a .167 batting average, going 1-for-6 overall ... Scored eight runs, driving in one more ... Stole successfully on all five attempts ... Went 1-for-3 at the plate against Mississippi Valley State (2/19).

### 2019 (FRESHMAN)

Appeared in 39 games, primarily as a pinch runner ... Scored 11 runs while going 5-for-7 on stolen base attempts ... Registered one hit in five at-bats ... Scored the walk-off run against Pitt (3/2) ... Stroked a two-run double at Mississippi State (4/19) for her first-career hit.

### HIGH SCHOOL

A five-time letterwinner at Cedar Creek High School in Ruston, Louisiana ... Helped lead the Cougars to three state championships and a state runner-up finish ... Set the school records for both single season and career home runs with 16 and 46, respectively ... Also set the single season records for runs with 56 and slugging percentage at .930 ... A five-time all-state, all-district and all-area honoree ... Named the 2018 LSWA Most Valuable Player ... A two-time recipient of the CCHS Slugger Award ... Batted over .400 all four years ... Two-time academic all-district honoree ... National Honors Society member ... Also a member of the track and cheer teams.

### PERSONAL

Daughter of Sam and Erin Cooper ... Born January 30, 2000 ... Has a brother, Kaleb ... Shows cattle from her family farm across the country.



### QUICK HITS

CLASS	JUNIOR
POSITION	OUTFIELD
HEIGHT	5-5
BATS/THROWS	LEFT/RIGHT
HOMETOWN	CHOUDRANT, LA.
HIGH SCHOOL	CEDAR CREEK
MAJOR	BIOLOGY/PSYCHOLOGY
BIRTHDAY	JANUARY 30, 2000

### CAREER HIGHS

Runs: 1, 11x, MR vs. Louisiana (5/19/19)  
 Hits: 1, at Mississippi St. (4/19/19)  
 Doubles: None  
 Triples: 1, at Mississippi St. (4/19/19)  
 Home Runs: None  
 RBI: 2, at Mississippi St. (4/19/19)  
 Total Bases: 3, at Mississippi St. (4/19/19)  
 Walks: 1, 3x, MR vs. UT Martin (4/16/19)  
 Stolen Bases: 1, 5x, MR vs. Tennessee (4/26/19)

## CAREER STATS

Year	Avg.	GP	GS	AB	R	H	2B	3B	HR	RBI	TB	SLG%	BB	HBP	SO	GDP	OB%	SF	SH	SB	ATT	PO	A	E	FLD%
2019	.200	39	0	5	11	1	0	1	0	2	3	.600	3	1	3	0	.556	0	0	5	7	3	0	0	1.000
2020	.167	17	3	6	8	1	0	0	0	0	1	.167	0	0	2	0	.167	0	0	5	5	1	0	0	1.000
TOTAL	.182	56	3	11	19	2	0	1	0	2	4	.364	3	1	5	0	.400	0	0	10	12	4	0	0	1.000

# 11 KATE WHITLEY

## RUN DOWN

### 2020 (SOPHOMORE)

Season cut short due to the spread of novel coronavirus COVID-19 ... Appeared in 19 games, starting 18 games in center field ... Registered a .302 batting average and a .403 on-base percentage ... Scored six runs, adding a pair of RBIs ... Delivered a pair of doubles ... drew nine walks ... Began the season on a five-game hitting streak ... Batted 2-for-4 in the season opener against Louisville (2/7), scoring a run ... Was 1-for-3 with a double and a walk against NC State (2/7) ... Was 2-for-5 with a double and a pair of sacrifice bunts at UAB (2/22) ... Posted a hit in her lone at-bat against Jackson State (2/29), driving in and scoring a run while also drawing a walk.

### 2019 (FRESHMAN)

Appeared in 56 games, making 52 starts in left field ... Third on the team with a .290 batting average ... Registered five doubles and one triple ... Scored 23 runs while driving in 12 ... Made a bevy of highlight-reel catches in the outfield ... 1-for-1 with an RBI double and a run against UC Riverside (2/15) ... Drove in a pair of runs with a double at Central Arkansas (2/27), scoring once ... Recorded her first multi-hit game against Pitt (3/2), going 2-for-3 with an RBI ... Followed with a 2-for-3 showing against Austin Peay (3/6), scoring a run and stealing successfully on her two attempts ... Batted 2-for-3 with two runs scored against No. 18 Oklahoma State (3/16) ... Went 5-for-8 in Ole Miss' doubleheader sweep at No. 22 Kentucky (4/6), posting a double and a run scored ... Posted a 2-for-3 showing with a pair of runs against Chattanooga (5/17) in the NCAA Oxford Regional.

### HIGH SCHOOL

A four-time letterwinner at Angleton High School in Angleton, Texas ... Batted .575 for her career with 27 doubles, 18 triples and five home runs ... Selected to the PGF All-American Game as a senior ... A three-time All-American and all-state honoree ... Received all-county and all-district honors all four years ... Posted a .663 batting average during senior season with 10 doubles and six triples ... Registered batting averages of .686 as a junior, .621 as a sophomore and .516 as a freshman ... Helped lead the Wildcats to district championships in 2015 and 2016, making the state finals in 2016 ... Member of the National Honors Society ... Received the Associated Press Scholar Award in 2017.

### PERSONAL

Daughter of Reid and Sandy Whitley ... Born October 25, 1999 ... Has three sisters, Teagan, Jayde and Amesti ... Cousin, Joey Hunt, is an offensive lineman for the Indianapolis Colts.



QUICK HITS	
CLASS	JUNIOR
POSITION	OUTFIELD
HEIGHT	5-3
BATS/THROWS	LEFT/LEFT
HOMETOWN	ANGLETON, TEXAS
HIGH SCHOOL	ANGLETON
MAJOR	EXERCISE SCIENCE
BIRTHDAY	OCTOBER 25, 1999
CAREER HIGHS	
Runs:	2, 3x, MR vs. Louisiana (5/17/19)
Hits:	3, at Kentucky (4/6/19)
Doubles:	1, 7x, MR at UAB (2/22/20)
Triples:	1, vs Southern Miss (4/24/19)
Home Runs:	None
RBI:	2, 3x, MR vs Tennessee (4/26/19)
Total Bases:	4, at Kentucky (5/18)
Walks:	2, vs. Utah (2/13/20)
Stolen Bases:	2, vs. Austin Peay (3/6/19)

## CAREER STATS

Year	Avg.	GP	GS	AB	R	H	2B	3B	HR	RBI	TB	SLG%	BB	HBP	SO	GDP	OB%	SF	SH	SB	ATT	PO	A	E	FLD%
2019	.290	56	52	124	23	36	5	1	0	12	43	.347	2	3	23	0	.313	2	2	6	7	59	2	6	.910
2020	.302	19	18	53	6	16	2	0	0	2	18	.340	9	0	7	0	.403	0	2	0	4	15	0	0	1.000
TOTAL	.294	75	70	177	29	52	7	1	0	14	61	.345	11	3	30	0	.342	2	4	6	11	74	2	6	.927

# 13 SAVANNAH DIEDERICH

## RUN DOWN

### 2020 (SOPHOMORE)

Season cut short due to the spread of novel coronavirus COVID-19 ... Made nine appearances in the circle, starting five games ... Posted an 0-3 record with a 4.31 ERA ... Struck out 19 batters in 26.0 innings of work ... Threw 2.2 innings against Notre Dame (2/8) without allowing an earned run ... Played a part in the shutout against Mississippi Valley State (2/19), delivering one scoreless frame ... Struck out the side in a scoreless inning of relief against California Baptist (2/28).

### 2019 (FRESHMAN)

Made six appearances in the circle, all in relief ... Posted a 0.88 ERA with one run allowed in eight innings ... Recorded 16 or 24 outs via strikeout ... Made her collegiate debut against George Mason (2/9), striking out a pair in one frame ... surrendered one run in two complete innings, racking up six strikeouts ... Struck out all three batters faced against Samford (3/15).

### HIGH SCHOOL

Attended Los Altos High School in Los Altos, California ... Named a MaxPreps Second Team All-American ... Named the Los Altos Female Athlete of the Year as a senior ... Selected as a PGF Regional All-American ... A two-time San Gabriel Valley Softball Player of the Year honoree ... Received all-state honors as a junior and senior ... Tabbed to So Cal Sidelines First Team All-So Cal as well as the So Cal Sidelines LA Region Pitcher of the Year ... Claimed MVP laurels at the Alan Dugard Classic ... As a senior, went 28-3 in the circle with a 1.50 ERA and 151 strikeouts ... Also batted .374 with 23 RBIs at the plate ... Went .473 at the dish as a junior, driving in 24 runs ... In the circle, garnered 22 wins with a 1.4 ERA and 219 strikeouts.

### PERSONAL

Full name is Savannah Fern Diederich ... Born October 19, 2000 ... Daughter of David and Blanca Diederich ... Has two siblings, Matthew and Mallory.



### QUICK HITS

CLASS	JUNIOR
POSITION	PITCHER
HEIGHT	5-11
BATS/THROWS	RIGHT/RIGHT
HOMETOWN	HACIENDA HEIGHTS, CALIF.
HIGH SCHOOL	LOS ALTOS
MAJOR	SPORTS & REC. ADMINISTRATION
BIRTHDAY	OCTOBER 19, 2000

### CAREER HIGHS

IP: 5.2, vs. Utah (2/13/20)  
 Strikeouts: 7, at UAB (2/22/20)  
 Fewest Runs\*: 3, 2x, MR at UAB (2/22/20)  
 Most Runs: 5, vs. Utah (2/13/20)  
 Fewest Hits\*: 7, at UAB (2/22/20)  
 Most Hits: 10, vs. Utah (2/13/20)  
 Fewest Walks\*: 1, 2x, MR at UAB (2/22/20)  
 Most Walks: 3, 2x, MR vs. Jackson St. (3/13/19)  
 \* Minimum 5.0 innings pitched

## CAREER STATS

Year	ERA	W	L	App	GS	CG	SHO	CBO	SV	IP	H	R	ER	BB	SO	2B	3B	HR	BF	B/Avg	WP	HBP	BK	SFA	SHA
2019	0.88	0	0	6	0	0	0	3	0	8.0	2	1	1	6	16	1	0	0	34	.071	2	0	0	0	0
2020	4.31	0	3	9	5	0	0	1	0	26.0	34	19	16	9	19	7	1	3	123	.315	3	1	0	0	5
TOTAL	3.50	0	3	15	5	0	0	4	0	34.0	36	20	17	15	35	8	1	3	157	.265	5	1	0	0	5

# 16 SYDNEY GUTIERREZ

## RUN DOWN

### 2020 (JUNIOR)

Season cut short due to the spread of novel coronavirus COVID-19 ... Appeared in 23 games, making 13 starts ... Posted a .317 batting average with a .439 slugging percentage, fourth highest on the team ... Tallied three doubles and a triple ... Drove in eight runs and scored three more ... Led the team with five sacrifice bunts ... Went 1-for-1 with an RBI against No. 7 Louisiana (2/22) ... Drove in three runs against California Baptist (2/28), going 2-for-3 at the dish with a double, a triple and a run scored ... Batted 2-for-3 with an RBI against Jackson State (2/29).

### 2019 (SOPHOMORE)

Appeared in 21 games, primarily as a pinch hitter, with one start ... Batted .200 with four hits in 20 at-bats ... Recorded three RBIs with one run scored ... Drew a pair of walks ... Registered 18 putouts with no errors in the field ... Notched her first Rebel hit against Boise State (2/17) ... Went 1-for-1 with a pair of RBIs against Pittsburgh (3/1).

### JUNIOR COLLEGE

An NFCA All-Midwest Region performer at Blinn College in Brenham, Texas ... Named the Region XIV South Division Player of the Year after leading the region in batting average (.458), home runs (11) and runs batted in (48) ... Also paced the Buccaneers with 66 hits, leading Blinn to a fourth-place NJCAA finish.

### GEORGIA


Spent the fall of 2016 during her freshman season at the University of Georgia before transferring.

### HIGH SCHOOL

A four-time letterwinner at Pearland High School in Pearland, Texas ... Garnered First Team All-American status as a senior ... A two time all-region (2015-16), two-time all-state (2015-16) and four-time all-district (2013-16) honoree ... Batted .470 as a senior, helping lead Pearland to the state finals.

### PERSONAL

Daughter of Sylvia and Anthony Gutierrez ... Born October 1, 1997 ... Has a brother, AJ ... Survived a house fire.



### QUICK HITS

CLASS	SENIOR*
POSITION	UTILITY
HEIGHT	5-9
BATS/THROWS	RIGHT/RIGHT
HOMETOWN	PEARLAND, TEXAS
PREVIOUS SCHOOL	BLINN COLLEGE
MAJOR	BUSINESS
BIRTHDAY	OCTOBER 1, 1997

### CAREER HIGHS

Runs: 1, 4x, MR vs. Central Arkansas (3/3/20)  
 Hits: 2, 3x, MR vs. California Baptist (3/1/20)  
 Doubles: 1, 3x, MR vs. Central Arkansas (3/3/20)  
 Triples: 1, vs. California Baptist (2/28/20)  
 Home Runs: None  
 RBI: 3, vs. California Baptist (2/28/20)  
 Total Bases: 5, vs. California Baptist (2/28/20)  
 Walks: 1, 2x, MR at Missouri St. (2/29/20)  
 Stolen Bases: None

## CAREER STATS

Year	ERA	W	L	App	GS	CG	SHO	CBO	SV	IP	H	R	ER	BB	SO	2B	3B	HR	BF	B/Avg	WP	HBP	BK	SFA	SHA
2019	.200	21	1	20	1	4	0	0	0	3	4	.200	2	0	7	0	.261	1	0	0	0	18	0	0	1.000
2020	.317	23	13	41	3	13	3	1	0	8	18	.439	1	1	5	0	.341	1	5	0	0	76	2	0	1.000
TOTAL	.279	44	14	61	4	17	3	1	0	11	22	.361	3	1	12	0	.313	2	5	0	0	94	2	0	1.000

# 17 KACEY HVTIVED

## RUN DOWN

### 2020 (JUNIOR)

Season cut short due to the spread of novel coronavirus COVID-19 ... Appeared in 13 games, making a pair of starts at third base ... Registered a .154 batting average with a home run and a double ... Drove in six runs, scoring four more ... Smoked a two-run double against No. 14 Oklahoma State (2/21) ... Delivered a pinch-hit, walk-off grand slam against Jackson State (2/29).

### 2019 (SOPHOMORE)

Appeared in 13 games during her first season as a Rebel ... Posted one hit in five at-bats, adding a pair of walks ... Scored six runs ... Chipped in three stolen bases on four attempts ... Notched her first career hit at Central Arkansas (2/27), finishing the game 1-for-1.

### JUNIOR COLLEGE

Played one season at Shoreline Community College in Shoreline, Washington ... Named second team all-region as an infielder ... Tabbed the 2018 Shoreline CC MVP ... Batted .414 with 18 doubles, two triples and nine home runs scoring 42 runs and driving in 31.

### HIGH SCHOOL

A four-time letterwinner at Monroe High School in Monroe, Washington ... Is school's all-time record holder for career RBIs (101), career home runs (27), career batting average (.410), single season home runs (11), single season RBIs (30), single season batting average (.500) and single season doubles (11) ... A two-time all-area and three-time all-conference honoree ... Earned Gold Glove honors in 2017 ... Helped lead the Bearcats to a third place state finish in 2017 ... Also competed in basketball and soccer.

### PERSONAL

Daughter of Kevin and Michelle Hvitved ... Born February 18, 1999 ... Has two sisters, Cheyenne and Hannah ... Has career goals of either becoming a coach or owning a small business.



### QUICK HITS

CLASS	SENIOR*
POSITION	INFIELD
HEIGHT	5-5
BATS/THROWS	RIGHT/RIGHT
HOMETOWN	SNOHOMISH, WASH.
PREVIOUS SCHOOL	SHORELINE CC
MAJOR	SPORTS & REC. ADMINISTRATION
BIRTHDAY	FEBRUARY 18, 1999

### CAREER HIGHS

Runs: 2, 2x, MR vs. Jackson State (2/29/20)  
 Hits: 1, 3x, MR vs. Jackson State (2/29/20)  
 Doubles: 1, vs. Oklahoma State (2/21/20)  
 Triples: None  
 Home Runs: 1, vs. Jackson State (2/29/20)  
 RBI: 4, vs. Jackson State (2/29/20)  
 Total Bases: 4, Jackson State (2/29/20)  
 Walks: 1, 3x, MR vs. Jackson State (2/29/20)  
 Stolen Bases: 1, 4x, MR vs. Jackson St. (2/29/20)

## CAREER STATS

Year	Avg.	GP	GS	AB	R	H	2B	3B	HR	RBI	TB	SLG%	BB	HBP	SO	GDP	OB%	SF	SH	SB	ATT	PO	A	E	FLD%
2019	.200	13	0	5	6	1	0	0	0	0	1	.200	2	0	2	0	.429	0	0	3	4	0	4	1	.800
2020	.154	13	2	13	4	2	1	0	1	6	6	.462	1	0	4	0	.214	0	0	1	1	1	5	0	1.000
TOTAL	.167	26	2	18	10	3	1	0	1	6	7	.389	3	0	6	0	.286	0	0	4	5	1	9	1	.909

# 19 LINDSEY JOHNSON

## RUN DOWN

### 2020 (SOPHOMORE)

Season cut short due to the spread of novel coronavirus COVID-19 ... Made one appearance in the circle, surrendering a pair of hits in 4.0 relief innings against No. 7 Louisiana (2/23), striking out three batters.

### WILLIAM CAREY

Played two seasons under head coach Craig Fletcher at NAIA William Carey in Hattiesburg, Mississippi ... earned First Team All-South Region honors in 2019 and Second Team All-South Region laurels in 2018 ... tabbed First Team All-SSAC both years as well as the league MVP in 2018 ... helped the Crusaders to the 2018 SSAC Championship as well as back-to-back trips to the NAIA Tournament ... posted a 17-9 record as a sophomore with a 1.51 ERA and 148 strikeouts in 167.1 innings ... as a freshman, went 15-6 in the circle with a 1.09 ERA, 123 strikeouts and six shutouts ... was named to the Dean's List three times.

### HIGH SCHOOL

A four-time letterwinner at Wetumpka High School (2014-15) and Macon East Academy (2016-17) ... won back-to-back state titles, at Wetumpka in 2015 and Macon East in 2016 ... was the MHS Pitcher of the Year in 2014 and an Alabama 5A-7A Honorable Mention pitcher in 2015 ... also received First Team all-Elmore County laurels in 2015 ... a varsity captain at MEA in 2016 and 2017 ... graduated Magna Cum Laude.

### PERSONAL

Full name is Lindsey Ellen Johnson ... born February 24, 1999 ... Daughter of Ronald and Alison Johnson ... has one brother, Tyler.



### QUICK HITS

CLASS	SENIOR*
POSITION	PITCHER
HEIGHT	5-8
BATS/THROWS	RIGHT/RIGHT
HOMETOWN	WETUMPKA, ALA.
PREVIOUS SCHOOL	WILLIAM CAREY
MAJOR	ELEMENTARY EDUCATION
BIRTHDAY	FEBRUARY 24, 1999

### CAREER HIGHS

IP: 4.0, vs. Louisiana (2/23/20)  
 Strikeouts: 3, vs. Louisiana (2/23/20)  
 Fewest Runs\*: None  
 Most Runs: 5, vs. Louisiana (2/23/20)  
 Fewest Hits\*: None  
 Most Hits: 2, vs. Louisiana (2/23/20)  
 Fewest Walks\*: None  
 Most Walks: 7, vs. Louisiana (2/23/20)

\* Minimum 5.0 innings pitched

## CAREER STATS

Year	ERA	W	L	App	GS	CG	SHO	CBO	SV	IP	H	R	ER	BB	SO	2B	3B	HR	BF	B/Avg	WP	HBP	BK	SFA	SHA
2020	7.00	0	0	1	0	0	0	0	0	4.0	2	5	4	7	3	1	0	0	22	.154	2	1	0	1	0
TOTAL	7.00	0	0	1	0	0	0	0	0	4.0	2	5	4	7	3	1	0	0	22	.154	2	1	0	1	0

# 20 JESSICA PUK

## RUN DOWN

### 2020 (JUNIOR)

Season cut short due to the spread of novel coronavirus COVID-19 ... Started all 25 games between designated player and the outfield ... Led the Rebels with 16 RBIs ... Posted a .324 batting average, third-highest on the team ... Racked up seven extra-base hits, including a team-best four doubles and three home runs ... Ranked second on the team with a .500 slugging-percentage ... Drew 10 walks and a pair of HBPs, recording a .409 on-base percentage ... Scored 11 runs ... Went 4-for-5 on steal attempts ... Garnered a six-game hitting streak, second longest among all Rebels ... Finished the season on a 13-game reached base-streak, the longest streak on the team ... Went 2-for-4 against Notre Dame (2/8), driving in a pair of runs and scoring one more ... Batted 3-for-4 with an RBI against No. 14 Oklahoma State (2/21) ... Drove in three runs, scoring another, at UAB (2/22) ... Hit safely in both at-bats against Jackson State (2/28), posting a home run, two RBIs and a run scored ... Drove in a pair of runs while going 2-for-3 at the plate against Central Arkansas (3/3) ... Batted 2-for-2 with an RBI double at Missouri (3/6).

### 2019 (SOPHOMORE)

Appeared in and started in all 61 games, primarily at second base ... Batted .250 with a .366 on-base percentage and a .464 slugging percentage ... Drove in 41 runs with 10 multi-RBI games, both second most on the team ... Ranked second on the team with nine home runs ... Added seven doubles and one triple ... Scored 28 times ... Drew 20 walks and 13 HBPs ... Went 1-for-2 with a solo home run and two runs scored against UC Riverside (2/15), going 2-for-2 on steal attempts ... Posted a 2-for-3 effort in three-straight games against Tulsa (2/22) and Sam Houston State (2/22 & 2/23), hitting a pair of long balls and driving in four runs in the first game against the Bearkats ... Batted 2-for-3 with a home run, four RBIs, two runs scored and a pair of walks at Central Arkansas (2/27) ... Drove in three runs against Austin Peay (3/6), going 2-for-4 at the dish with a home run ... Clobbered a game winning solo shot at No. 16 South

Carolina (3/24), lifting the Rebels to victory in extras ... Went 2-for-3 with a double, three runs driven in and another scored at No. 22 Kentucky (4/6) ... Tied for the team lead for the season with five RBIs at Mississippi State (4/19), finishing the game going 2-for-4 with a triple, a home run and a walk ... Drove home three runs against Chattanooga (5/17) in the NCAA Oxford Regional.

### 2018 (FRESHMAN)

Appeared in 42 games, making eight starts primarily behind the plate ... Registered a .209 average with a double and a triple ... Drove in and scored four goals apiece ... Recorded her first-career hit against Tennessee Tech, scoring twice in the game ... Drove in a pair of runs at Southern Miss ... Went 2-for-3 against Alcorn State, garnering a pair of RBIs ... Named to the SEC First Year Honor Roll ... Selected as a NFCA Easton Scholar Athlete.

### HIGH SCHOOL

Played at Washington High School in Cedar Rapids, Iowa ... Garnered first team all-state honors as a junior ... Tabbed second team all-state as a sophomore and third team all-state as a freshman ... Earned first team all-metro laurels all three years ... Played at Agoura Hills High School in Agoura Hills, California during senior season ... A First Team All-Marmonte League selection as a senior ... Batted .373 during senior campaign with 14 RBIs and one home run ... Earned the AHHS Scholar Athlete Award in 2017 ... Set the Washington HS record with a .526 batting average as a junior, driving in 11 runs and hitting one home run ... Hit .523 with 22 RBIs and a pair of homers as a sophomore ... As a freshman, batted .483 with a .729 slugging percentage, 35 RBIs and three home runs.

### PERSONAL

Full name is Jessica Lynn Puk ... Born April 8, 1999 ... Daughter of David and Chris Puk ... Has one sister, Sami, and two brothers, A.J. and Owen ... Brother A.J. pitched for three seasons at Florida and was drafted sixth overall by the Oakland Athletics in the 2016 MLB Draft.



### QUICK HITS

CLASS	SENIOR*
POSITION	UTILITY
HEIGHT	5-10
BATS/THROWS	RIGHT/RIGHT
HOMETOWN	CEDAR RAPIDS, IOWA
HIGH SCHOOL	AGOURA HILLS
MAJOR	SPORTS & RECREATION ADMIN.
BIRTHDAY	APRIL 8, 1999

### CAREER HIGHS

Runs: 2, 8x, MR vs. Miss. Valley St. (2/19/20)  
 Hits: 3, vs. Oklahoma State (2/21/20)  
 Doubles: 1, 12x, MR at Missouri (3/6/20)  
 Triples: 1, vs. Boston College (3/6/18)  
 Home Runs: 2, vs. SHSU (2/22/19)  
 RBI: 5, at Mississippi St. (4/19/19)  
 Total Bases: 8, vs. SHSU (2/22/19)  
 Walks: 2, 4x, MR vs. California Baptist (2/28/20)  
 Stolen Bases: 2, 2x MR vs. Miss. Valley St. (2/19/20)

## CAREER STATS

Year	Avg.	GP	GS	AB	R	H	2B	3B	HR	RBI	TB	SLG%	BB	HBP	SO	GDP	OB%	SF	SH	SB	ATT	PO	A	E	FLD%
2018	.209	42	8	43	4	9	1	1	0	4	12	.279	1	1	9	0	.239	1	1	2	3	29	1	1	.968
2019	.250	61	61	168	28	42	7	1	9	41	78	.464	20	13	26	0	.366	4	2	11	14	94	113	16	.928
2020	.324	25	25	74	11	24	4	0	3	16	37	.500	10	2	9	1	.409	2	1	4	5	39	4	1	.977
TOTAL	.263	128	94	285	43	75	12	2	12	61	127	.446	31	16	44	1	.360	7	4	17	22	162	118	18	.940

# 21 AMANDA ROTH

## RUN DOWN

### 2020 (JUNIOR)

Season cut short due to the spread of novel coronavirus COVID-19 ... Appeared in 23 games, with 22 starts at third base ... Batted .178 with a .333 slugging percentage and a .327 OBP ... Half of eight hits went for extra bases, including a pair of doubles, a triple and a home run ... Posted eight RBIs and four runs scored ... Drew eight walks and a pair of HBPs ... Went 2-for-3 with a triple, four RBIs and a pair of runs scored against Mississippi Valley State (2/19) ... Smashed a solo home run and drew a pair of walks against Jackson State (2/28).

### 2019 (SOPHOMORE)

Appeared in 45 games, starting the Rebels' final 42 contests at the hot corner ... Batted .216 with a .313 OBP and a .351 slugging percentage ... Recorded nine extra base hits with six doubles and three home runs ... Drove in 22 runs, scoring 16 more ... Drew seven walks and nine HBPs ... Went 2-for-3 with a pair of runs and RBIs against No. 14 Arkansas (3/10) ... Batted 2-for-3 with two runs driven in and two more scored herself at Belmont (4/2), lifting her first home run of the season ... Drove in a pair of runs in both ends of Ole Miss' doubleheader sweep of No. 22 Kentucky (4/6), finishign the series going 5-for-10 at the plate ... Tied for the team season high with five RBIs at Mississippi State (4/19), going 3-for-3 with three doubles and a pair of runs scored ... Batted 2-for-2 with two RBIs against No. 9 Tennessee (4/26) ... Went 2-for-3 with three RBIs and a run scored against Chattanooga (5/17) in the NCAA Oxford Regional ... Followed with a 2-for-2 showing the next day against Southeast Missouri (5/18), driving in and scoring a pair of runs with a home run, also drawing a walk.

### 2018 (FRESHMAN)

Appeared in 51 games, making 48 starts at third base ... Started the final 28 games of the season ... Ranked second on the team with six home runs ... Added three doubles

for a .366 slugging percentage ... drew 16 walks and a team-high seven HBPs ... Drove in 20 runs, the second highest total on the team ... Also registered 12 runs scored ... Had a coming out party against UT Martin, going 3-for-3 with two home runs, a double, four RBIs and a pair of runs scored ... Finished the Ole Miss Classic with a .833 batting average, a .909 on-base percentage, a 2.000 slugging percentage, five RBIs, three walks and three runs in four games ... Blasted a walk-off, solo home run against Auburn ... Continued to torment UT Martin in the rematch between the two sides, batting 2-for-3 with a dinger and three RBIs ... Went 3-for-3 with three RBIs against Georgia, including lifting a walk-off home run to left field, her second walk-off big fly of the season ... Named to the SEC First Year Honor Roll ... Received NFCA Easton Scholar Athlete laurels.

### HIGH SCHOOL

Played at Hebron High School in Carrollton, Texas ... earned all-district and all-state honors all four years ... Tabbed NFCA Second Team All-South Central Region as a senior ... Holds the HHS school records for career batting average (.450), hits (150), home runs (26), doubles (38), RBIs (110) and assists (321) ... Also holds single season school records for doubles (12) and assists (105) ... Batted .506 as a senior with nine home runs and 32 RBIs ... As a junior, hit .512 with 30 RBIs and six homers ... Registered a .468 batting average with seven home runs and 20 RBIs as a sophomore ... As a freshman, posted a .343 batting average with four homers and 28 RBIs.

### PERSONAL

Full name is Amanda Christensen Roth ... Born December 24, 1998 ... Daughter of Robert Roth and Peggy Christensen ... has one brother, Andrew.



### QUICK HITS

CLASS	SENIOR*
POSITION	INFIELD
HEIGHT	5-7
BATS/THROWS	RIGHT/RIGHT
HOMETOWN	CARROLLTON, TEXAS
HIGH SCHOOL	HEBRON
MAJOR	MASTER OF ACCOUNTING
BIRTHDAY	DECEMBER 24, 1998

### CAREER HIGHS

Runs: 2, 6x, MR vs. Mississippi Valley St. (2/19/20)  
 Hits: 3, 3x, MR at Mississippi St. (4/19/19)  
 Doubles: 3, at Mississippi St. (4/19/19)  
 Triples: 1, vs. Mississippi Valley St. (2/19/20)  
 Home Runs: 2, vs. UT Martin (3/2/18)  
 RBI: 5, at Mississippi St. (4/19/19)  
 Total Bases: 10, vs. UT Martin (3/2/18)  
 Walks: 2, 4x, MR vs. California Baptist (2/28/20)  
 Stolen Bases: 1, 4x, MR vs. Miss. Valley St. (2/28/20)

## CAREER STATS

Year	Avg.	GP	GS	AB	R	H	2B	3B	HR	RBI	TB	SLG%	BB	HBP	SO	GDP	OB%	SF	SH	SB	ATT	PO	A	E	FLD%
2018	.179	51	48	112	12	20	3	0	6	20	41	.366	16	7	22	0	.316	1	5	1	1	47	108	10	.939
2019	.216	45	42	111	16	24	6	0	3	22	39	.351	7	9	25	1	.313	1	1	1	2	17	71	6	.936
2020	.178	23	22	45	4	8	2	1	1	8	15	.333	8	2	6	1	.327	0	1	1	1	14	33	6	.887
TOTAL	.194	119	112	268	32	52	11	1	10	50	95	.354	31	18	53	2	.317	2	7	3	4	78	212	22	.929

# 22 ANNA BORGEN

## RUN DOWN

### 2020 (JUNIOR)

Season cut short due to the spread of novel coronavirus COVID-19 ... Made nine appearances in the circle, posting five starts with 33.0 total innings of work ... Registered a team-low 1.27 ERA, earning a 4-1 record ... Pitched three complete games, all shutouts ... Tallied 24 strikeouts to just eight walks ... allowed a .215 average to opposing batters ... Didn't allow a run through her first four pitching appearances, totaling 15.0 innings ... Threw 4.2 scoreless innings against Illinois (2/8), striking out six batters ... Threw seven innings with a single run allowed in the exhibition victory over the Mexican Olympic Team (2/15) ... Pitched three innings without a hit allowed against Mississippi Valley State (2/19), posting four strikeouts ... Tossed a complete-game shutout at UAB (2/21) ... Delivered seven shutout innings with five strikeouts against Missouri State (2/29) ... Threw her second shutout in as many appearances against Central Arkansas (3/3), allowing just four hits.

### 2019 (SOPHOMORE)

Appeared in four games in the circle, starting once ... Recorded a 1.75 ERA in 8.0 innings ... In her lone start, threw four shutout innings against George Mason (2/9) with one hit allowed, striking out five ... Pitched two frames against Sam Houston State (2/22), allowing one run on one hit ... Came on in relief to deliver one scoreless inning at Belmont (4/2), recording one strikeout.

### 2018 (FRESHMAN)

Made 23 appearances in the circle, starting 10 times ... posted a 2.75 ERA in 61.0 innings of work, recording 23 strikeouts to 11 walks ... Finished the season with a 4-5 record ... Made her Rebel debut against Florida A&M

at the Sand Dollar Classic, retiring the side in order with a pair of strikeouts in her lone inning ... Started her first game against Lamar, allowing one run on three hits in 4.0 innings ... Garnered her first win against Rutgers at the Puerto Vallarta College Challenge, tossing 4.0 shutout frames ... Struck out a season-high five at Memphis, surrendering five runs on five hits in 2.1 innings ... Racked up a stretch of 19-straight batters retired over three appearances against UTEP and Alcorn State ... Named to the SEC First Year Honor Roll ... Named an NFCA Easton Scholar Athlete.

### HIGH SCHOOL

Played at Dallas Christian School in Mequite, Texas ... A three-time first team all-state, first team all-district and district MVP ... finished her career with a .668 batting average, while going 44-7 in the circle with a 1.12 ERA and 450 strikeouts ... posted a .680 batting average with five home runs as a senior, going 17-3 in the circle with a .969 ERA and 166 strikeouts ... batted .710 as a junior, recording a 19-1 pitching record with a .382 ERA and 184 strikeouts ... hit .613 as a sophomore, recording an 8-3 record on the rubber with a 2.01 ERA, striking out 100 ... injured during freshman season ... was also an all-state volleyball player.

### PERSONAL

Full name is Anna Michele Borgen ... Born October 5, 1998 ... daughter of Tim and Carla Borgen ... has two brothers, Timothy and Ian ... mother played basketball and softball at Liberty University.



### QUICK HITS

CLASS	SENIOR*
POSITION	PITCHER
HEIGHT	5-9
BATS/THROWS	LEFT/LEFT
HOMETOWN	HEATH, TEXAS
HIGH SCHOOL	DALLAS CHRISTIAN
MAJOR	INTEGRATED MARKETING COMM.
BIRTHDAY	OCTOBER 5, 1998

### CAREER HIGHS

IP: 7.0, 2x, MR vs. Missouri State (2/29/20)  
 Strikeouts: 6, vs. Illinois (2/8/20)  
 Fewest Runs\*: 0, 3x, MR vs Central Arkansas (3/3/20)  
 Most Runs: 7, at UAB (2/21/20)  
 Fewest Hits\*: 4, x2, MR vs Central Arkansas (3/3/20)  
 Most Hits: 5, 6x, MR vs. Missouri St. (2/29/20)  
 Fewest Walks\*: 1, vs South Carolina (3/17/18)  
 Most Walks: 3, x2, MR vs Central Arkansas (3/3/20)

\* Minimum 5.0 innings pitched

## CAREER STATS

Year	ERA	W	L	App	GS	CG	SHO	CBO	SV	IP	H	R	ER	BB	SO	2B	3B	HR	BF	B/Avg	WP	HBP	BK	SFA	SHA
2018	2.75	4	5	23	10	0	0	2	1	61.0	55	30	24	11	32	8	1	4	258	.224	6	1	0	0	1
2019	2.00	1	0	3	1	0	0	1	0	7.0	5	2	2	0	5	2	0	0	26	.192	0	0	0	0	0
2020	1.27	4	1	9	5	3	3	1	0	33.0	26	11	6	8	24	7	0	1	132	.215	0	0	0	0	3
TOTAL	2.20	9	6	36	16	3	3	4	1	102.0	86	43	32	19	62	17	1	5	420	.217	6	1	0	0	4

# 23 ALLY MENA

## RUN DOWN

### 2020 (JUNIOR)

Season cut short due to the spread of novel coronavirus COVID-19 ... Appeared in nine games ... Registered a .167 batting average and a .375 on-base percentage ... Scored one run ... Garnered her lone hit of the season at UAB (2/22), also drawing a walk and laying down a sacrifice bunt.

### 2019 (SOPHOMORE)

Appeared in 32 games, making 19 starts between second base, shortstop and third base ... Batted .178 with eight hits in 48 at-bats ... Posted a pair of doubles and a triple, adding four runs and one RBI ... Walked five times, registering a .260 on-base percentage ... Went 1-for-2 with a run scored and one RBI against Cal Poly (2/15) ... Smoked a triple at UCLA (2/16) ... Delivered a 2-for-3 performance at the plate with a double at Belmont (4/2).

### 2018 (FRESHMAN)

Appeared in 39 games, making 23 starts primarily at second base ... Registered a .212 batting average with four doubles, 10 RBIs and six runs scored ... Committed just a pair of errors in 90 chances defensively ... Went 2-for-4 with a double and three RBIs against Texas in the Puerto Vallarta College Challenge ... Drove in a pair of runs at Memphis ... Named to the SEC First Year Honor Roll ... Received NFCA Easton Scholar Athlete honors.

### HIGH SCHOOL

Played at Westminster Christian School in Miami, Florida ... Named the state player of the year as a sophomore and junior ... Tabbed the Florida Dairy Farmers Class 3A Player of the Year in 2015 ... A two-time first team all-state honoree in 2016 and 2017 ... helped lead the Warriors to the Florida Class 3A State Championship in 2014 and 2017 ... Batted .448 for her career with 32 home runs, 49 doubles and 194 RBIs ... holds the WCS records for career home runs, doubles and RBIs ... hit .428 as a senior with six home runs and 40 RBIs ... posted a .412 batting average with 13 homers, driving in 40 runs as a junior ... batted .569 during her sophomore season, registering eight home runs and 53 RBIs ... recorded a .383 batting average as a freshman with four home runs and 32 RBIs.

### PERSONAL

Full name is Alexandra Mena ... Born February 24, 1999 ... Daughter of Ed and Rosa Mena..



QUICK HITS	
CLASS	SENIOR*
POSITION	UTILITY
HEIGHT	5-7
BATS/THROWS	RIGHT/RIGHT
HOMETOWN	MIAMI, FLA.
HIGH SCHOOL	WESTMINSTER CHRISTIAN SCHOOL
MAJOR	PSYCHOLOGY
BIRTHDAY	FEBRUARY 24, 1999
CAREER HIGHS	
Runs: 2, at Alabama (3/24/18)	
Hits: 2, 3x, MR at Belmont (4/2/18)	
Doubles: 1, 6x, MR at Belmont (4/2/19)	
Triples: 1, at UCLA (2/16/19)	
Home Runs: None	
RBI: 3, vs. Texas (2/15/18)	
Total Bases: 3, 4x, MR at Belmont (4/2/19)	
Walks: 2, vs. Chattanooga (3/3/18)	
Stolen Bases: 1, vs. Southern Miss (3/4/18)	

## CAREER STATS

Year	Avg.	GP	GS	AB	R	H	2B	3B	HR	RBI	TB	SLG%	BB	HBP	SO	GDP	OB%	SF	SH	SB	ATT	PO	A	E	FLD%
2018	.212	39	23	52	6	11	4	0	0	10	15	.288	4	2	10	0	.293	0	0	1	2	37	51	2	.978
2019	.178	32	19	45	4	8	2	1	0	1	12	.267	5	0	9	0	.260	0	1	0	0	25	42	6	.918
2020	.167	9	0	6	1	1	0	0	0	0	1	.167	2	0	0	0	.375	0	1	0	0	11	6	1	.944
TOTAL	.194	80	42	103	11	20	6	1	0	11	28	.272	11	2	19	0	.284	0	2	1	2	73	99	9	.950

# 24! AUTUMN GILLESPIE

## RUN DOWN

### 2020 (SENIOR)

Season cut short due to the spread of novel coronavirus COVID-19 ... Started all 25 games either behind the plate or as a designated player ... Ranked second on the team with a .349 batting average ... Team leader with five home runs, 21 runs, 17 walks and a .651 slugging percentage ... Registered a .512 on-base percentage, the second highest mark on the team ... Third on the team with 13 RBIs ... Stole successfully on 9-of-11 attempts ... Posted a seven-game hitting streak ... Went 2-for-3 against No. 14 Oklahoma State (2/21) with a home run, scoring three times ... Reached in all eight plate appearances at UAB (2/22), going 3-for-3 with a double, a home run, three runs scored, two RBIs, four walks and an HBP ... Batted 2-for-3 with a triple and a pair of runs and RBIs apiece against Jackson State (2/28) ... Scored and drove in a pair of runs versus Central Arkansas (3/3), tallying a home run ... Hit safely in 2-of-4 plate appearances at Missouri (3/8), smoking a solo homer.

### 2019 (JUNIOR)

Appeared in 60 games, making 59 starts at catcher ... Batted .243 with 32 runs scored and 25 runs driven in ... Registered 15 extra-base hits with six doubles, four triples and five home runs ... Posted a .434 slugging percentage with a .384 on-base percentage ... Tied for sixth in the SEC with 15 HBPs ... Led the conference with 13 runners caught stealing ... Went 1-for-1 with a home run and a walk at No. 11 Texas (2/23) ... Batted 2-for-3 with a pair of triples, two RBIs and two runs scored against Pitt (3/1) ... Posted a 2-for-2 performance at the plate against No. 14 Arkansas (3/10) with a double, two runs scored and a pair of runs driven in ... Went 2-for-2 with a pair of RBIs and a run scored against Samford (3/15) ... Delivered a perfect 3-for-3 showing at the dish against No. 18 Oklahoma State (3/17), with a home run, a pair of doubles, one RBI and one run scored ... Named the SEC Player of the Week for Week 6 ... Went 2-for-3 at Mississippi State (4/19) with a home run, a double, one RBI and three runs scored ... Came through with a game-winning, bases-clearing double in the series finale against the Bulldogs (4/20).

### 2018 (SOPHOMORE)

Appeared in 55 games, making 53 starts

behind the plate ... Batted .262 with a team-high 30 runs driven in and 20 runs scored ... Second on the team with 11 extra-base hits, including a team-high seven doubles, good for a .386 slugging percentage ... Went 3-for-4 with a pair of doubles and runs scored against Texas at the Puerto Vallarta College Challenge ... Drove in three runs on a double and a home run against SIUE, going 2-for-3 in the game ... Against Chattanooga, went 2-for-2 with three RBIs and a pair of runs, scorching a home run ... Posted her third three-RBI game in seven contests, going 2-for-4 with a homer and a pair of runs scored at Texas A&M ... Drove in a season-high four runs at Alabama, finishing 2-for-4 with a double and a run ... Named to the SEC First Year Honor Roll.

### UCF

Played for two seasons at UCF ... Appeared in 33 games as a sophomore, starting 31 times ... Posted a .225 batting average with a .253 OBP ... Drove in eight runs, scoring seven of her own ... Tallied one double and a pair of home runs ... Threw out 13-of-34 attempted steals ... Started all 12 games as a freshman before suffering a season-ending injury ... Received a Medical Hardship Waiver ... Registered a .361 batting average while posting a 62 percent caught stealing average ... First collegiate home run came against Arizona in her home state of California, tying the game at 4-4 ... Tied the UCF Softball single season record, picking off three runners.

### HIGH SCHOOL

Played at Redlands East Valley High School in Redlands, California ... Named First Team All-Citrus Belt League as a senior and junior, garnering second team honors as a sophomore ... recorded a .407 batting average for her career with 25 stolen bases, posting a .979 fielding percentage with no passed balls at catcher ... hit .472 with 12 stolen bases as a senior ... registered a .347 during her junior season, hitting four home runs and stealing eight bases ... as a sophomore, batted .404 with five stolen bases.

### PERSONAL

Full name is Autumn Bayle Gillespie ... Born July 22, 1997 ... Daughter of Robert Gillespie and Windy Ramseyer ... has two sisters, Sarah and Tyler.



### QUICK HITS

CLASS	SENIOR
POSITION	CATCHER
HEIGHT	6-1
BATS/THROWS	RIGHT/RIGHT
HOMETOWN	REDLANDS, CALIF.
PREVIOUS SCHOOL	UCF
MAJOR	MASTER OF SPORT & REC. ADMIN.
BIRTHDAY	JULY 22, 1997

### CAREER HIGHS

Runs: 2, 2x, MR at UAB (2/22/20)  
 Hits: 3, 3x, MR at UAB (2/22/20)  
 Doubles: 2, 2x, MR at SE Louisiana (3/14/18)  
 Triples: 1, 2x, MR vs. Jackson St. (2/28/20)  
 Home Runs: 1, 11x, MR at Missouri (3/8/20)  
 RBI: 4, at Alabama (3/24/18)  
 Total Bases: 7, at UAB (2/22/20)  
 Walks: 4, at UAB (2/22/20)  
 Stolen Bases: 1, 2x, MR vs. California Baptist (3/1/20)

## CAREER STATS

Year	Avg.	GP	GS	AB	R	H	2B	3B	HR	RBI	TB	SLG%	BB	HBP	SO	GDP	OB%	SF	SH	SB	ATT	PO	A	E	FLD%
2016	.361	12	12	36	5	13	2	0	1	4	18	.500	2	1	5	1	.410	0	0	1	1	72	12	2	.977
2017	.225	33	31	80	7	18	1	0	2	8	25	.313	3	0	19	0	.253	0	4	0	0	124	26	7	.955
2018	.262	55	53	145	20	38	8	1	3	30	56	.386	8	3	33	1	.308	3	2	1	1	202	20	4	.982
2020	.349	25	25	63	21	22	2	1	5	13	41	.651	17	4	8	3	.512	0	2	9	11	111	18	0	1.000
TOTAL	.269	140	137	360	73	97	15	6	13	68	163	.453	46	22	73	4	.381	5	6	19	21	679	70	12	.984

# 30 ABBEY LATHAM

## RUN DOWN

### 2020 (JUNIOR)

Season cut short due to the spread of novel coronavirus COVID-19 ... Appeared in and started 24 games at designated player and in the outfield ... Tied for the team lead with five home runs ... Drove in 15 runs, second-most on the team ... Scored 11 runs, tied for second-most among all Rebels ... Posted a .243 batting average with a .486 slugging percentage ... Was 3-for-5 on steal attempts ... Batted 4-for-7 with a pair of home runs and a double at UAB (2/22), driving in five runs and scoring three more ... Smoked a three-run home run against North Alabama (2/25) ... Was 2-for-2 with three RBIs and a run against California Baptist (3/1), drilling a home run.

### 2019 (SOPHOMORE)

Broke the Ole Miss single-season record for RBIs, driving in 54 runs ... Appeared in and started all 61 games ... Led the team in home runs (10), doubles (13), RBIs (54) slugging percentage (.559) and walks (22) ... Batted .330 with 62 total hits ... Registered a .406 on-base percentage ... Tied for 10th in the SEC with 17 steals on 19 attempts ... Led the Rebels with 12 multi-RBI games, ranking second with 14 multi-hit contests ... Went 3-for-3 with a home run, three RBIs and a pair of runs scored against George Mason (2/9) ... Drove in three runs with a pair of hits against Cal Poly (2/15) ... Batted 3-for-5 with three runs scored and three driven in at Central Arkansas (2/27) ... Reached in all four at-bats against Memphis (3/13), going 3-for-3 with three RBIs and a pair of runs ... Drove in five runs against No. 6 Florida (3/30), going 2-for-5 at the plate ... Went 2-for-4 with three runs driven home at Mississippi State (4/19) ... Crushed a grand slam off the scoreboard against Mississippi State in the SEC Tournament (5/9), breaking the single-season RBI record ... Brought in three runs against Southeast Missouri in the NCAA Oxford Regional (5/18), going 2-for-4 at the dish.

### 2018 (FRESHMAN)

Appeared in 41 games, making 18 starts as

a designated player ... Led the Rebels with seven home runs despite taking just 69 at-bats ... Registered a .261 batting average with a team-high .652 slugging percentage, 252 points higher than the next closest Rebel ... In addition to her seven homers, ranked second on the team with six doubles ... 13-of-18 hits went for extra bases, more than 72 percent ... Was Named to the All-Tournament Team at the Puerto Vallarta College Challenge after notching two doubles and a home run for three RBIs and a run scored ... Hit a pair of homers against UT Martin, finishing the game 2-for-3 with three RBIs and three runs ... Batted .455 during the NCAA Tempe Regional with three dingers, a pair of doubles, five RBIs and three runs ... Named to the SEC First Year Honor Roll ... Tabbed as a NFCA Easton Scholar Athlete.

### HIGH SCHOOL

Played at Demopolis High School in Demopolis, Alabama ... Helped lead the Tigers to four-straight area championships ... Received First Team All-American recognition from Flo Softball and Max-Preps ... Named the Max Preps National Player of the Week during her senior year ... Tabbed the ASWA 5A Player of the Year as a senior and the Hitter of the Year as a junior ... an ASWA All-State honoree all four years ... posted a .540 batting average for her career with 43 home runs, 11 triples and 56 doubles along with 183 RBIs and a 1.041 slugging percentage ... hit .605 as a senior with 19 homers, five triples, 15 doubles and 74 RBIs ... as a junior, hit .571 with 12 home runs, three triples, 20 doubles and 74 RBIs ... posted a .564 batting average with 10 home runs, two triples, 10 doubles and 38 RBIs as a sophomore ... hit .379 with two home runs, a triple, 11 doubles and 14 RBIs as a freshman.

### PERSONAL

Full name is Abigail Kate Latham ... Born August 31, 1999 ... Daughter of Jeff and Melissa Latham ... has two brothers, Seth and Devin.



### QUICK HITS

CLASS	SENIOR*
POSITION	UTILITY
HEIGHT	5-11
BATS/THROWS	RIGHT/RIGHT
HOMETOWN	LIVINGSTON, ALA.
HIGH SCHOOL	DEMOPOLIS
MAJOR	MATHEMATICS
BIRTHDAY	AUGUST 31, 1999

### CAREER HIGHS

Runs: 3, 3x, MR at UAB (2/22/20)  
 Hits: 4, at UAB (2/22/20)  
 Doubles: 1, 21x, MR at Missouri (3/6/20)  
 Triples: None  
 Home Runs: 2, 3x, MR at UAB (2/22/20)  
 RBI: 5, 2x, MR at UAB (2/22/20)  
 Total Bases: 11, at UAB (2/22/20)  
 Walks: 3, vs. Missouri (4/14/19)  
 Stolen Bases: 2, vs. Cal Poly (2/15/19)

## CAREER STATS

Year	Avg.	GP	GS	AB	R	H	2B	3B	HR	RBI	TB	SLG%	BB	HBP	SO	GDP	OB%	SF	SH	SB	ATT	PO	A	E	FLD%
2018	.261	41	18	69	12	18	6	0	7	16	45	.652	5	0	18	0	.307	1	0	0	0	0	0	0	.000
2019	.330	61	61	188	36	62	13	0	10	54	105	.559	22	4	40	3	.406	3	1	17	19	321	9	13	.962
2020	.243	24	24	74	11	18	3	0	5	15	36	.486	7	3	11	0	.333	0	0	3	5	19	1	1	.952
TOTAL	.296	126	103	331	59	98	22	0	22	85	186	.562	34	7	69	3	.370	4	1	20	24	340	10	14	.962

# 31 MAC BARBARA

## RUN DOWN

### 2020 (FRESHMAN)

Season cut short due to the spread of novel coronavirus COVID-19 ... Appeared in 12 games, making four starts ... Batted .067 with a run scored, a walk and an HBP ... Registered her first career hit against No. 14 Oklahoma State (2/21).

### HIGH SCHOOL

Earned one letter at Long Beach Wilson High School in Long Beach, California before transferring to Saint Joseph High School in Lakewood, California, earning three letters ... earned first team all-state laurels during junior season ... selected as the league player of the year all four years ... led the So Cal Choppers 14U travel team to the TC National Championship in Reno, Nevada ... Choppers were also Co-1DT Champions ... during freshman season, batted .466, with an OBP of .583 and a fielding percentage of .966 ... registered 34 hits and eight home runs in just 28 games ... as a sophomore at Saint Joseph High School, tallied 21 hits with nine extra base hits and 18 RBIs ... as a junior, batted .554 at the plate with an OBP of .605, registering 41 hits with 42 runs driven in while racking up 11 homers, six doubles and a pair of triples ... 11 long balls were the second most in the state during junior season ... during senior season, batted .455 with nine home runs, six doubles and a triple, driving in 24 runs ... tied for fourth most home runs in the state as a senior ... helped her team capture the 2017 Del Rey League Championship with a record of 20-10 and 10-2 in the league ... SJHS was also a CIF Div. 3 Semifinalist in 2017.

### PERSONAL

Full name is McKenzie Catherine Barbara ... born Sept. 20, 2001 ... daughter of Don and Corrie Barbara ... has one sister, Madison Barbara, who plays soccer at the University of West Alabama ... father played in Major League Baseball for the Angels, Dodgers, Red Sox and Brewers ... uncle Dan Barbara played in the minor leagues in the Mariners organization.



### QUICK HITS

CLASS	SOPHOMORE
POSITION	INFIELD/CATCHER
HEIGHT	5-9
BATS/THROWS	LEFT/RIGHT
HOMETOWN	LONG BEACH, CALIF.
HIGH SCHOOL	SAINT JOSEPH
MAJOR	SPORTS & RECREATION ADMIN.
BIRTHDAY	SEPTEMBER 20, 2001

### CAREER HIGHS

Runs: 1, at UAB (2/21/20)  
 Hits: 1, vs. Oklahoma State (2/21/20)  
 Doubles: None  
 Triples: None  
 Home Runs: None  
 RBI: None  
 Total Bases: 1, vs. Oklahoma State (2/21/20)  
 Walks: 1, vs. Jackson State (2/29/20)  
 Stolen Bases: None

## CAREER STATS

Year	Avg.	GP	GS	AB	R	H	2B	3B	HR	RBI	TB	SLG%	BB	HBP	SO	GDP	OB%	SF	SH	SB	ATT	PO	A	E	FLD%
2020	.067	12	4	15	1	1	0	0	0	0	1	.067	1	1	4	0	.176	0	0	0	0	1	0	0	1.000
TOTAL	.067	12	4	15	1	1	0	0	0	0	1	.067	1	1	4	0	.176	0	0	0	0	1	0	0	1.000

# 32 KELSEA LOFTIN

## RUN DOWN

### 2020 (SENIOR)

Season cut short due to the spread of novel coronavirus COVID-19 ... Appeared in all 25 games ... Scored 10 runs, fourth most on the team ... Was a perfect 11-for-11 on steal attempts, tying for the team lead.

### 2019 (JUNIOR)

Appeared in 52 games, primarily as a pinch runner ... Scored 23 runs ... Successfully stole on 15-of-20 attempts.

### JUNIOR COLLEGE

Played for two seasons at Jones County Junior College in Ellisville, Mississippi ... Named the NJCAA Division II National Player of the Year after helping lead the Bobcats to the 2018 National Championship ... Also earned NJCAA Tournament Most Valuable Player and All-American laurels ... Ranked second in the nation with 66 steals and fourth in runs at 75 ... Posted a .403 batting average with 41 RBIs ... As a freshman, helped JCIC to the NJCAA National Championship Game ... Ranked seventh in the nation with 83 runs, while ranking 13th with a .515 batting average ... Drove in 47 runs with 24 extra-base hits.

### HIGH SCHOOL

Attended Mendenhall High School in Mendenhall, Mississippi ... Led the Tigers in both batting average and on-base percentage as a sophomore and junior ... Also competed in volleyball, basketball and track ... Was a high honors graduate.

### PERSONAL

Daughter of Richard Loftin and Shirley Magee ... Born October 2, 1997 ... Has career goals of becoming a medical examiner for the FBI ... Has a cousin that attended Ole Miss.



### QUICK HITS

CLASS	SENIOR
POSITION	OUTFIELD
HEIGHT	5-7
BATS/THROWS	SWITCH/RIGHT
HOMETOWN	MENDENHALL, MISS.
PREVIOUS SCHOOL	JONES COUNTY JC
MAJOR	CRIMINAL JUSTICE
BIRTHDAY	OCTOBER 2, 1997

### CAREER HIGHS

Runs: 1, 33x, MR at Missouri (3/6/20)  
 Hits: None  
 Doubles: None  
 Triples: None  
 Home Runs: None  
 RBI: None  
 Total Bases: None  
 Walks: None  
 Stolen Bases: 1, 26x, MR at Missouri (3/6/20)

## CAREER STATS

Year	Avg.	GP	GS	AB	R	H	2B	3B	HR	RBI	TB	SLG%	BB	HBP	SO	GDP	OB%	SF	SH	SB	ATT	PO	A	E	FLD%
2019	.000	52	0	2	23	0	0	0	0	0	0	.000	0	0	0	0	.000	0	0	15	20	0	0	0	.000
2020	.000	25	0	1	10	0	0	0	0	0	0	.000	0	0	0	0	.000	0	0	11	11	1	0	0	1.000
TOTAL	.000	77	0	3	33	0	0	0	0	0	0	.000	0	0	0	0	.000	0	0	26	31	1	0	0	1.000

# 34 NYOMI JONES

## RUN DOWN

### 2020 (FRESHMAN)

Season cut short due to the spread of novel coronavirus COVID-19 ... Appeared in 25 games, making 17 starts in the outfield ... Posted a .216 batting average ... Scored eight runs, adding one RBI ... laid down a pair of sacrifice bunts ... Stole successfully on 11-of-12 attempts ... Batted 2-for-3 with a run and an RBI against Mississippi Valley State (2/19) ... Went 3-for-8 at the plate against UAB (2/22), scoring one run and going 3-for-3 on steal attempts ... Stole a pair of bases versus California Baptist (2/28).

### HIGH SCHOOL

A four-time letterwinner at Mater Dei High School in Santa Ana, California ... Ranked No. 32 in the class of 2019 by FloSoftball ... Helped lead the Monarchs to the 2016 CIF Southern Section Division I Championship, defeating the No. 1 ranked team in the nation in Orange Lutheran ... Captured Second Team All-Trinity League honors as a sophomore after batting .421 with 15 stolen bases ... Selected First Team All-Trinity League, First Team All-Orange County and First Team CIF Southern Section Division I All-State as a junior ... Hit .423 at the plate in 2018 with 18 stolen bases ... Pulled in First Team CIF Southern Section Division I All-State, First Team All-Orange County and First Team All-Trinity League honors as a senior ... Posted a .498 average with 23 steals ... Graduated Cum Laude.

### PERSONAL

Full name is Nyomi Camille Jones ... Born May 17, 2001 ... Daughter of Jaymon and Jamila Jones ... Has three siblings, Nyah, Nyari and Jace ... Plans to major in economics with an interest in attending law school.



### QUICK HITS

CLASS	SOPHOMORE
POSITION	OUTFIELD
HEIGHT	5-7
BATS/THROWS	LEFT/RIGHT
HOMETOWN	LONG BEACH, CALIF.
HIGH SCHOOL	MATER DEI
MAJOR	MULTI-DISCIPLINARY STUDIES
BIRTHDAY	MAY 17, 2001

### CAREER HIGHS

Runs: 2, vs. California Baptist (2/28/20)  
 Hits: 3, at UAB (2/22/20)  
 Doubles: None  
 Triples: None  
 Home Runs: None  
 RBI: 1, vs. Mississippi Valley State (2/19/20)  
 Total Bases: 3, at UAB (2/22/20)  
 Walks: 1, 2x, MR vs. California Baptist (2/28/20)  
 Stolen Bases: 3, at UAB (2/22/20)

## CAREER STATS

Year	Avg.	GP	GS	AB	R	H	2B	3B	HR	RBI	TB	SLG%	BB	HBP	SO	GDP	OB%	SF	SH	SB	ATT	PO	A	E	FLD%
2018	.216	25	17	51	8	11	0	0	0	1	11	.216	2	0	4	0	.245	0	2	11	12	20	0	1	.952
TOTAL	.216	25	17	51	8	11	0	0	0	1	11	.216	2	0	4	0	.245	0	2	11	12	20	0	1	.952

# 36 GABBY ALVAREZ

## RUN DOWN

### 2020 (JUNIOR)

Season cut short due to the spread of novel coronavirus COVID-19 ... Appeared in 21 games, making 18 starts ... Finished the season with a .178 batting average, posting a pair of doubles ... Drove in six runs with one additional run scored ... Delivered three sacrifice bunts and a pair of sacrifice flies ... Registered one error in 108 opportunities for a .991 fielding percentage ... Hit safely in four of the season's first five games ... Went 2-for-4 with a double against Utah (2/13) ... Batted 2-for-2 with a walk at UAB (2/21), driving in one run.

### 2019 (SOPHOMORE)

Appeared in 49 games, making 17 starts at first base and as a designated player ... Batted .264 with 19 hits, ... Registered five doubles and a pair of home runs for a .417 slugging percentage ... Drove in 15 runs, scoring two herself ... Led the team with six pinch hits, including a pair of home runs ... Smoked a pinch hit, walk-off grand slam against Samford (3/15) ... Launched a two-run pinch hit homer at Kentucky (4/5) ... Went 2-for-3 with a double against Missouri (4/14) ... Posted a 2-for-3 performance at the plate with an RBI versus Tennessee (4/28) ... Went 2-for-4 in the NCAA Oxford Regional against Louisiana (5/19).

### 2018 (REDSHIRT-FRESHMAN)

Appeared in 32 games, starting 11 times as a designated player or first baseman ... Registered six hits in 43 at-bats, notching seven RBIs with a pair of home runs and a double ... Posted first hit of her career against Texas, smacking a double ... Made first-career start against SIUE ... Clobbered her first home run versus Chattanooga, finishing the game with two RBIs ... Smacked a two-RBI dinger at Texas A&M.

### 2017 (FRESHMAN)

Injured in the preseason and redshirted.

### HIGH SCHOOL

Played at Martin Luther King Jr. HS in Riverside, Calif. ... Named First Team All-CIF as a senior ... Earned Big 8 League Champion Award as a freshman and sophomore and a finalist for the CIF Award in 2014 ... Two-time scholar athlete and two-time recipient of the Riverside County Academic Award ... Finished her high school career with 14 career home runs and 64 RBI ... Hit .410 as a senior slugging at a .620 clip ... As a junior, hit .316 with a .392 slugging percentage and .433 on-base mark ... Graduated with honors and State Seal of Biliteracy.

### PERSONAL

Full name is Gabriela Alexandra Alvarez ... Born May 23, 1998 ... Daughter of George and Sylvia Alvarez ... Has two brothers, Christopher and Andrew.



### QUICK HITS

CLASS	SENIOR*
POSITION	INFIELD
HEIGHT	5-9
BATS/THROWS	RIGHT/RIGHT
HOMETOWN	RIVERSIDE, CALIF.
HIGH SCHOOL	MARTIN LUTHER KING JR.
MAJOR	MULTI-DISCIPLINARY STUDIES
BIRTHDAY	MAY 23, 1998

### CAREER HIGHS

Runs: 1, 4x, MR vs. Oklahoma State (2/21/20)  
 Hits: 2, 5x, MR at UAB (2/21/20)  
 Doubles: 1, 8x, MR vs. Utah (2/13/20)  
 Triples: None  
 Home Runs: 1, 4x, MR at Kentucky (4/5/19)  
 RBI: 4, vs. Samford (3/15/19)  
 Total Bases: 4, 4x, MR at Kentucky (4/5/19)  
 Walks: 1, 11x, MR vs. California Baptist (2/28/20)  
 Stolen Bases: 1, vs. Tennessee (4/28/19)

### CAREER STATS

Year	Avg.	GP	GS	AB	R	H	2B	3B	HR	RBI	TB	SLG%	BB	HBP	SO	GDP	OB%	SF	SH	SB	ATT	PO	A	E	FLD%
2018	.140	32	11	43	2	6	1	0	2	7	13	.302	3	3	11	0	.240	1	0	0	1	42	1	0	1.000
2019	.264	49	17	72	2	19	5	0	2	15	30	.417	2	1	21	0	.293	0	0	1	1	69	3	0	1.000
2020	.178	21	18	45	1	8	2	0	0	6	10	.222	6	0	8	1	.264	2	3	0	2	102	5	1	.991
TOTAL	.206	102	46	160	5	33	8	0	4	28	53	.331	11	4	40	1	.270	3	3	1	4	213	9	1	.996

# 1 BLAISE BIRINGER

## RUN DOWN

### HIGH SCHOOL

A four-time letterwinner at Cienega High School in Vail, Arizona ... Played Shortstop for the Bobcats ... Ranked No. 59 in FloSoftball's 2020 rankings ... Helped lead CHS to state championships in both 2017 and 2018 ... A three-time all-state honoree, earning second team honors in 2017 and first team laurels in 2018 and 2019 ... Competed in seven games before senior season was canceled due to the COVID-19 pandemic ... Batted .720 with a 1.120 slugging percentage ... Registered a .450 average as a junior with eight doubles, six triples and four long balls ... Crossed the plate 41 times, while driving home 19 runs and stealing 17 bases ... Skyrocketed her batting average to .545 as a sophomore, racking up eight doubles, six triples and three homers ... Scored 54 runs with 21 runs batted in and 19 swiped bags ... Batted .363 as a freshman with nine doubles and a pair of triples ... Also registered 29

runs scored, 17 RBIs and 12 stolen bases.

### PERSONAL

Daughter of Matt and Jackie Yocupicio ... Born September 5, 2001 ... Has one brother, Kenneth.



### QUICK HITS

CLASS	FRESHMAN
POSITION	INFIELD
HEIGHT	5-6
BATS/THROWS	LEFT/RIGHT
HOMETOWN	NOGALES, ARIZ.
HIGH SCHOOL	CIENEGA
MAJOR	PSYCHOLOGY
BIRTHDAY	SEPTEMBER 5, 2001

# 2 JESS ACOSTA

## RUN DOWN

### HIGH SCHOOL

A four-time letterwinner at Central Union High School in El Centro, California ... Helped the Spartans to the I.V. League Championship as a junior ... A two-time CIF All-State and first team all-league honoree ... Awarded the CUHS Slugger Award three-times ... Competed in five games as a senior before season was canceled due to the COVID-19 pandemic ... Batted .562 in 2020 with a .632 OBP ... tabbed the CUHS Scholar-Athlete as a junior ... As a freshman, batted .534 with a .580 on-base percentage ... Hit .500 with a .522 OBP as a sophomore, slugging .606 ... As a junior, posted a .466 average with a .534 on-base percentage ... School's softball club president and ASB Commissioner of Athletics ... Also plays volleyball.

### PERSONAL

Daughter of Chris and Cathy Acosta ... Born March 12, 2002 ... has one sister, Danica, and one brother, C.J. ... Family raises and shows pigs ... Wants to work in the criminal justice field, in particular with Homeland Security.



### QUICK HITS

CLASS	FRESHMAN
POSITION	INFIELD
HEIGHT	5-3
BATS/THROWS	LEFT/RIGHT
HOMETOWN	EL CENTRO, CALIF.
HIGH SCHOOL	CENTRAL UNION
MAJOR	CRIMINAL JUSTICE
BIRTHDAY	MARCH 12, 2002

# 15 MACEY KEESTER

## RUN DOWN

### HIGH SCHOOL

A four-time letterwinner at Cypress High School in Cypress, California ... Competed in 12 games as a senior before the season was canceled due to the COVID-19 pandemic ... Hit safely in all 12 games, posting a .346 batting average ... Helped lead the Centurions to the USSSA National Championship and CIF Southern Section Division 2 Championship in 2017 ... Also, a four-time letterwinner on the Cypress High School soccer team.

### PERSONAL

Daughter of Ron and Ari Keester ... Born April 28, 2002 ... Has two sisters, Kelly and Riley ... Has career plans of becoming a teacher and softball coach after her playing career.



### QUICK HITS

CLASS	FRESHMAN
POSITION	OUTFIELD
HEIGHT	5-2
BATS/THROWS	RIGHT/RIGHT
HOMETOWN	CYPRESS, CALIF.
HIGH SCHOOL	CYPRESS
MAJOR	FRESHMAN STUDIES
BIRTHDAY	APRIL 28, 2002

# 18 AYN SLIE FURBUSH

## RUN DOWN

### HIGH SCHOOL

A four-time letterwinner at Winter Springs High School in Winter Springs, Florida ... Helped the Bears to the 2018-19 Florida 8A State Championship with an undefeated 31-0 season ... Ranked No. 85 in FloSoftball's 2020 player rankings ... Selected as a Junior All-American by MaxPreps ... Named the 2019 FACA 8A Player of the Year ... Selected 2017 FACA All-State and 2018 first team all-conference ... Played in nine games before senior season was canceled due to the COVID-19 pandemic ... Batted .370 with three home runs ... Recorded a .328 average with 29 RBIs and 13 homers as a junior ... Tallied a 1.10 ERA with a perfect 16-0 record and 105 strikeouts on the rubber ... Hit .358 as a sophomore with 33 runs driven in and 10 big flies ... Won 15 of 19 decisions with a circle, posting a 3.00 ERA with 108 strikeouts ... Batted .324 as a freshman with four home runs and 18

RBIs ... Also went 10-6 in the circle with a 1.30 ERA ... Also competed in weightlifting, placing fourth in the state as a senior.

### PERSONAL

Daughter of Jamie and Amanda Furbush ... Born December 20, 2001 ... Has one sister, Kaleigh ... Is fluent in American Sign Language ... Has career plans to become an athletic trainer.



### QUICK HITS

CLASS	FRESHMAN
POSITION	PITCHER/UTILITY
HEIGHT	5-8
BATS/THROWS	RIGHT/RIGHT
HOMETOWN	LONGWOOD, FLA.
HIGH SCHOOL	WINTER SPRINGS
MAJOR	EXERCISE SCIENCE
BIRTHDAY	DECEMBER 20, 2001

# 25 ASHLEE LARUE

## RUN DOWN

### HIGH SCHOOL

A four-time letterwinner at Blanco High School in Blanco, Texas ... Helped lead the Panthers to a district and area championship in 2018 and another area title in 2019 ... Earned TGCA All-State and VYPE All-South Texas and All-Central Texas honors in 2019 ... Tabbed the district MVP in both 2018 and 2019 ... Competed in 20 games before senior season was canceled due to the COVID-19 pandemic ... Did not play defense due to injury, batted .411 ... Batted .568 as a junior with three home runs, 37 RBIs and 14 stolen bases ... Registered a .545 average as a sophomore with four dingers, 30 runs driven in and 17 steals ... Posted a .482 average as a freshman ... A four-sport athlete, also competing in volleyball, basketball and track & field ... Helped lead the BHS volleyball team to a state semifinal in 2018 and the basketball team to an area and district championship in 2018-19 ...

Playing with the Texas Bombers in travel ball, finished PGF National Championship runner up in 2019 and third place in 2018.

### PERSONAL

Daughter of Shaun and Shelly LaRue ... Born January 15, 2002 ... Has one sister, Emily ... has plans of majoring in civil engineering and helping rebuild communities that have been affected by natural disasters ... Father played professional baseball for the Cincinnati Reds minor league system ... Uncle, Jason LaRue, played for the Cincinnati Reds, Kansas City Royals and St. Louis Cardinals from 1999-2010.



### QUICK HITS

CLASS	FRESHMAN
POSITION	OUTFIELD
HEIGHT	5-9
BATS/THROWS	LEFT/RIGHT
HOMETOWN	BLANCO, TEXAS
HIGH SCHOOL	BLANCO
MAJOR	CIVIL ENGINEERING
BIRTHDAY	JANUARY 15, 2002

# 27 MADD BANKS

## RUN DOWN

### VIRGINIA TECH

Played two seasons at Virginia Tech ... started 75 total games for the Hokies between several positions ... Played in 24 games in 2020 with 22 starts, batting .340 to rank fifth on the team ... Slugged .581 with three doubles, a triple and a pair of home runs ... Ranked third among all Hokies with 19 runs scored, adding in nine RBIs ... Played in and started 53 games as a freshman in 2019 ... Posted a .259 batting average with three doubles and four homers ... Came across for 25 runs scored, tallying 12 RBIs on the year ... Hit a game-tying home run to left field versus NC State (5/9) in the quarterfinals of the ACC Championship.

with the Bandits – IDT Boulder and PGF Nationals ... And won a championship with the Firebirds, as well as MVP honors for the national tournament ... Two-year letterwinner on the basketball team, earning team captain status on varsity ... Ran in the sprints on the track, earning a state title, four letters, all-conference, team MVP and a Drake Relay title on her way to setting two school records ... Earned three letters on the volleyball team, acting as a team manager ... Earned Best Female Athlete award at Bettendorf ... Academic awards include being on the academic honor roll, all-conference academic, Best Buddies and RSVP.

### PERSONAL

Full name is Madison Marie Banks ... Born May 29, 1999 ... Daughter of Eric and Desiree Banks ... Has one brother, Collin, who played collegiate baseball ... Hopes to become a college softball coach.

### HIGH SCHOOL

A three-sport athlete at Bettendorf High School in Bettendorf, Iowa, playing softball, track and basketball ... Played for the Beverly Bandits and Iowa Premier Firebirds for softball ... Won two championships



### QUICK HITS

CLASS	JUNIOR
POSITION	UTILITY
HEIGHT	5-6
BATS/THROWS	LEFT/RIGHT
HOMETOWN	BETTENDORF, IOWA
PREVIOUS SCHOOL	VIRGINIA TECH
MAJOR	PSYCHOLOGY
BIRTHDAY	MAY 29, 1999

# 35 LANDYNN BRUCE

## RUN DOWN

### HIGH SCHOOL

A three-time letterwinner at Great Oak High School in Temecula, California ... Helped lead the wolfpack to a second place state finish as a junior and a third place finish as a freshman ... Team competed in eight games before senior season was canceled due to the COVID-19 pandemic ... Posted a 3-1 record with a 0.99 ERA, striking out 35 in 27 innings of work ... As a junior, registered a 5-0 record in the circle with a 1.95 ERA and a 1.006 WHIP ... Batted .432 as a freshman with eight doubles, three triples and three homers, driving in 25 runs and scoring 20 more ... Posted a 13-3 record in the circle.

### PERSONAL

Daughter of Jeff and Amie Bruce ... Born June 9, 2002 ... Has one sister, Jadyne ... Plans to major in finance with career goals of working in the corporate world.




### QUICK HITS

CLASS	FRESHMAN
POSITION	PITCHER
HEIGHT	5-10
BATS/THROWS	RIGHT/RIGHT
HOMETOWN	TEMECULA, CALIF.
PREVIOUS SCHOOL	GREAT OAK
MAJOR	BANKING & FINANCE
BIRTHDAY	JUNE 9, 2002



**RADIO/TV ROSTER**



**1** **BLAISE BIRINGER**  
Fr. • INF • 5-6



**2** **JESS ACOSTA**  
Fr. • INF • 5-3



**5** **AVA TILLMANN**  
Sr.\* • RHP • 5-10



**6** **MIKAYLA ALLEE**  
Jr. • INF • 5-4



**8** **RAEGAN CHEYNE**  
So. • OF • 5-8



**9** **PAIGE SMITH**  
So. • INF • 5-5



**10** **KATELIN COOPER**  
Jr. • OF • 5-5



**11** **TATE WHITLEY**  
Jr. • OF • 5-3



**13** **SAVANNAH DIEDERICH**  
Jr. • RHP • 5-11



**15** **MACEY KEESTER**  
Fr. • OF • 5-2



**16** **SYDNEY GUTIERREZ**  
Sr.\* • UT • 5-9



**17** **KACEY HVITVED**  
Sr.\* • INF • 5-5



**18** **AYNSLIE FURBUSH**  
Fr. • RHP/UT • 5-8



**19** **LINDSEY JOHNSON**  
Sr.\* • RHP • 5-8



**20** **JESSICA PUK**  
Sr.\* • UT • 5-10



**21** **AMANDA ROTH**  
Sr.\* • INF • 5-7



**22** **ANNA BORGEN**  
Sr.\* • LHP • 5-9



**23** **ALLY MENA**  
Sr.\* • UT • 5-7



**24** **AUTUMN GILLESPIE**  
Sr. • C • 6-1



**25** **ASHLEE LARUE**  
Fr. • OF • 5-9



**27** **MADDI BANKS**  
Jr. • UT • 5-6



**30** **ABBEY LATHAM**  
Sr.\* • UT • 5-11



**31** **MAC BARBARA**  
So. • INF/C • 5-9



**32** **KELSHA LOFTIN**  
Sr. • OF • 5-7



**34** **NYOMI JONES**  
So. • OF • 5-7



**35** **LANDYN BRUCE**  
Fr. • RHP • 5-10



**36** **GABBY ALVAREZ**  
Sr.\* • INF • 5-9

## BATTING RECORDS

### Batting Average (Min. 250 At-Bats)

- .374 Elantra Cox (2015-18)
- .365 Lauren Grill (2007-10)
- .364 Kylan Becker (2016-19)
- .354 RT Cantillo (2011-14)
- .324 Miranda Strother (2014-17)
- .316 DeDe Justice (2002-05)
- .315 Mary Jane Callahan (2004-07)
- .313 Allison Brown (2012-15)
- .308 Brittany Broome (2010-13)
- .304 Corrine Doornberg (2009-12)

### Hits

- 273 Elantra Cox (2015-18)
- 246 Kylan Becker (2016-19)
- 223 Lauren Grill (2007-10)
- 196 Miranda Strother (2014-17)
- 196 Allison Brown (2012-15)
- 191 Heather Swinney (1997-00)
- 187 Lisa Conchos (2006-09)
- 185 DeDe Justice (2002-05)
- 181 RT Cantillo (2011-14)
- 164 Mary Jane Callahan (2004-07)

### Doubles

- 42 Allison Brown (2012-15)
- 42 Heather Swinney (1997-00)
- 40 Lauren Grill (2007-10)
- 38 Lisa Conchos (2006-09)
- 33 RT Cantillo (2011-14)
- 33 Londen Ladner (2011-14)
- 29 Lauren Rowe (2005-08)
- 28 DeDe Justice (2002-05)
- 25 Cali Overbeck (2009-12)
- 25 Kaci Coffee (1998-00)

### Triples

- 16 Kylan Becker (2016-19)
- 12 Miranda Strother (2014-17)
- 8 Elantra Cox (2015-18)
- 8 Heather Swinney (1997-00)
- 7 Lauren Grill (2007-10)
- 6 Autumn Gillespie (2018-Pres.)**
- 6 Kaylee Horton (2017-2019)
- 6 Haley Culley (2013-16)
- 6 Britte Hardy (2001-04)
- 5 Melina Preciado (2013-16)
- 5 Allison Brown (2012-15)
- 5 RT Cantillo (2011-14)
- 5 Cali Overbeck (2009-12)
- 5 DeDe Justice (2002-05)
- 5 Andrea Brahs (2002-04)
- 5 Kaci Coffee (1998-00)
- 5 Stephanie Vaglica (1997-99)

### Home Runs

- 49 DeDe Justice (2002-05)
- 44 Lauren Grill (2007-10)
- 25 Londen Ladner (2011-14)
- 23 Allison Brown (2012-15)
- 22 Abbey Latham (2018-Pres.)**
- 18 Brittany Finney (2017-19)
- 18 Madi Osias (2013-16)
- 18 Lauren Rowe (2005-08)
- 17 Alex Schneider (2015-18)
- 17 Miranda Strother (2014-17)
- 17 Cali Overbeck (2009-12)

### Runs Batted In

- 143 Lauren Grill (2007-10)
- 140 Allison Brown (2012-15)
- 133 DeDe Justice (2002-05)
- 121 Londen Ladner (2011-14)
- 116 Miranda Strother (2014-17)
- 98 Heather Swinney (1997-00)
- 93 RT Cantillo (2011-14)
- 90 Lauren Rowe (2005-08)
- 85 Abbey Latham (2018-Pres.)**
- 80 Brittany Finney (2017-19)

### Runs

- 156 Elantra Cox (2015-18)
- 140 Miranda Strother (2014-17)
- 135 Kylan Becker (2016-19)
- 135 Lauren Grill (2007-10)
- 126 RT Cantillo (2011-14)
- 124 DeDe Justice (2002-05)
- 114 Brittany Broome (2010-13)
- 113 Allison Brown (2012-15)
- 105 Brooke Turner (2002-05)
- 98 Lisa Conchos (2006-09)

### Walks

- 132 Lauren Grill (2007-10)
- 106 DeDe Justice (2002-05)
- 100 RT Cantillo (2011-14)
- 95 Londen Ladner (2011-14)
- 75 Allison Brown (2012-15)
- 69 Brooke Turner (2002-05)
- 68 Kylan Becker (2016-19)
- 67 Ashley Dowdy (2007-10)
- 67 Lauren Rowe (2005-08)
- 62 Miranda Strother (2014-17)

### Total Bases

- 409 Lauren Grill (2007-10)
- 370 DeDe Justice (2002-05)
- 317 Allison Brown (2012-15)
- 306 Elantra Cox (2015-18)
- 299 Kylan Becker (2016-19)
- 289 Miranda Strother (2014-17)
- 282 Heather Swinney (1997-00)
- 269 Londen Ladner (2011-14)
- 266 Lisa Conchos (2006-09)
- 263 RT Cantillo (2011-14)

### Slugging Percentage (Min. 250 At-Bats)

- .669 Lauren Grill (2007-10)
- .632 DeDe Justice (2002-05)
- .562 Abbey Latham (2018-Pres.)**
- .515 RT Cantillo (2011-14)
- .506 Allison Brown (2012-15)
- .491 Londen Ladner (2011-14)
- .473 Miranda Strother (2014-17)
- .453 Autumn Gillespie (2018-Pres.)**
- .450 Alex Schneider (2015-18)
- .446 Jessica Puk (2018-Pres.)**

### On-Base Percentage (Min. 250 At-Bats)

- .481 RT Cantillo (2011-14)
- .477 Lauren Grill (2007-10)
- .428 Kylan Becker (2016-19)
- .426 DeDe Justice (2002-05)
- .420 Miranda Strother (2014-17)
- .417 Londen Ladner (2011-14)
- .415 Elantra Cox (2015-18)
- .390 Allison Brown (2012-15)
- .385 Amber Tramp (2007-10)
- .381 Autumn Gillespie (2018-Pres.)**

### Stolen Bases

- 102 Elantra Cox (2015-18)
- 79 Kylan Becker (2016-19)
- 75 Miranda Strother (2014-17)
- 75 Brittany Broome (2010-13)
- 59 Brooke Turner (2002-05)
- 52 Stephanie Vaglica (1997-99)
- 49 Mandy Shklar (1998-00)
- 45 RT Cantillo (2011-14)
- 38 Corrine Doornberg (2009-12)
- 37 Paige McKinney (2015-18)

### Sacrifice Hits

- 38 Lisa Conchos (2006-09)
- 38 Rebecca McIntire (2003-06)
- 36 Rachel Davenport (1998-01)
- 30 Marina Parra (2011-14)
- 28 Brooke Turner (2002-05)

### Intentional Walks

- 33 DeDe Justice (2002-05)
- 19 Lauren Grill (2007-10)
- 6 Londen Ladner (2011-14)
- 4 Mary Jane Callahan (2004-07)
- 3 Holly Burris (2000-01)

### Hit By Pitch

- 52 Amber Tramp (2007-10)
- 29 RT Cantillo (2011-14)
- 24 Londen Ladner (2011-14)
- 22 Autumn Gillespie (2018-Pres.)**
- 21 Mikayla Allee (2019-Pres.)**

### Games Played

- 245 Heather Swinney (1997-00)
- 238 Kylan Becker (2016-19)
- 233 Elantra Cox (2015-18)
- 228 Lauren Rowe (2005-08)
- 225 Miranda Strother (2014-17)

### Games Started

- 236 Heather Swinney (1997-00)
- 229 Kylan Becker (2016-19)
- 226 Lauren Rowe (2005-08)
- 223 Elantra Cox (2015-18)
- 220 Lisa Conchos (2006-09)

### At-Bats

- 730 Elantra Cox (2015-18)
- 728 Heather Swinney (1997-00)
- 675 Kylan Becker (2016-19)
- 665 Lisa Conchos (2006-09)
- 626 Allison Brown (2012-15)

## PITCHING RECORDS

### Wins

- 42 Mary Jane Callahan (2004-07)
- 41 Becky Nye (2007-10)
- 40 Madi Osias (2013-16)
- 40 Amanda Fine (1997-99)
- 39 Kaitlin Lee (2017-18)
- 32 Lindsey Perry (2008-11)
- 30 Dana Brill (2003-06)
- 27 Brittany Finney (2017-19)
- 27 Jennifer Hughes (1999-01)
- 26 Tara Willitt (2004-08)

### Earned Run Average (Min. 150 IP)

- 1.97 Jennifer Hughes (1999-01)
- 2.03 Kaitlin Lee (2017-18)
- 2.22 Mary Jane Callahan (2004-07)
- 2.22 Amanda Fine (1997-99)
- 2.36 Dana Brill (2003-06)
- 2.49 Ava Tillmann (2018-Pres.)**
- 2.53 Molly Jacobsen (2019-20)
- 2.54 Tara Willitt (2004-08)
- 2.66 Brittany Finney (2017-19)
- 2.73 Leslie Day (2001-03)

### Strikeouts

- 557 Mary Jane Callahan (2004-07)
- 471 Becky Nye (2007-10)
- 425 Dana Brill (2003-06)
- 374 Amanda Fine (1997-99)
- 346 Lindsay Price (2000-03)
- 306 Lindsey Perry (2008-11)
- 299 Madi Osias (2013-16)
- 298 Jennifer Hughes (1999-01)
- 267 Kendall Bruning (2011-12)
- 249 Tara Willitt (2004-08)

### Complete Games

- 66 Mary Jane Callahan (2004-07)
- 59 Becky Nye (2007-10)
- 55 Amanda Fine (1997-99)
- 53 Lindsay Price (2000-03)
- 52 Dana Brill (2003-06)
- 43 Jennifer Hughes (1999-01)
- 39 Kaitlin Lee (2017-18)
- 30 Tara Willitt (2004-08)
- 29 Holly Burriss (2000-01)
- 27 Kendall Bruning (2011-12)

### Fielding Percentage (Min. 100 Chances)

- .996 Gabby Alvarez (2017-Pres.)**
- .996 Kylan Becker (2016-19)
- .994 Sarah Van Schaik (2016-17)
- .993 Brittany Warner (2004-06)
- .992 Alex Schneider (2015-18)
- .991 Kelly Nolan (2010-13)
- .990 Erinn Jayjohn (2011-13)
- .988 Brittany Finney (2017-19)
- .988 Aly Presswood (2007-10)
- .987 Korrie Kashuba (1997, 1999-00)

### Putouts

- 1050 Amber Tramp (2007-10)
- 963 Alex Schneider (2015-18)
- 910 Andrea Brahs (2002-04)
- 904 April Caraway (1997-98)
- 880 Londen Ladner (2011-14)

### Shutouts

- 16 Amanda Fine (1997-99)
- 14 Mary Jane Callahan (2004-07)
- 13 Kaitlin Lee (2017-18)
- 12 Becky Nye (2007-10)
- 10 Tara Willitt (2004-08)
- 9 Jennifer Hughes (1999-2001)
- 7 Carly Hummel (2013-2014)
- 7 Lindsey Perry (2008-11)
- 7 Dana Brill (2003-06)
- 6 Molly Jacobsen (2019-20)
- 6 Madi Osias (2013-16)

### Innings Pitched

- 677.0 Becky Nye (2007-10)
- 670.2 Mary Jane Callahan (2004-07)
- 540.2 Dana Brill (2003-06)
- 526.2 Amanda Fine (1997-99)
- 511.2 Lindsay Price (2000-03)
- 425.0 Madi Osias (2013-16)
- 421.1 Kaitlin Lee (2017-18)
- 412.1 Jennifer Hughes (1999-01)
- 388.2 Lindsey Perry (2008-11)
- 353.1 Tara Willitt (2004-08)

### Appearances

- 140 Becky Nye (2007-10)
- 123 Mary Jane Callahan (2004-07)
- 115 Madi Osias (2013-16)
- 114 Dana Brill (2003-06)
- 112 Lindsey Perry (2008-11)
- 101 Lindsay Price (2000-03)
- 101 Amanda Fine (1997-99)
- 85 Tara Willitt (2004-08)
- 79 Kaitlin Lee (2017-18)
- 76 Kendall Bruning (2011-12)

### Starts

- 95 Mary Jane Callahan (2004-07)
- 89 Becky Nye (2007-10)
- 82 Dana Brill (2003-06)
- 77 Amanda Fine (1997-99)
- 70 Lindsay Price (2000-03)
- 65 Kaitlin Lee (2018-18)
- 65 Madi Osias (2013-16)
- 63 Lindsey Perry (2008-11)
- 62 Brittany Maxey (1997-00)
- 59 Kendall Bruning (2011-12)

### Fielding Percentage (Min. 100 Chances)

- 770 Korrie Kashuba (1997-00)
- 763 Brittany Warner (2004-06)
- 758 Aly Presswood (2007-10)
- 742 Lauren Rowe (2005-08)
- 736 DeDe Justice (2002-05)

### Assists

- 541 Mandy Shklar (1998-00)
- 489 Rebecca McIntire (2003-06)
- 459 Kaci Coffee (1998-00)
- 407 Lisa Conchos (2006-09)
- 385 Allison Brown (2012-15)
- 367 Lauren Grill (2007-10)
- 337 Desiree Layman (2001-04)
- 284 Cali Overbeck (2009-12)
- 264 Ashley Dowdy (2007-10)
- 253 Haley Culley (2013-16)

### Opponent Batting Average (Min. 150 IP)

- .229 Jennifer Hughes (1999-01)
- .230 Becky Nye (2007-10)
- .232 Ava Tillmann (2018-Pres.)**
- .236 Amanda Fine (1997-99)
- .237 Mary Jane Callahan (2004-07)
- .240 Kaitlin Lee (2017-18)
- .244 Holly Burriss (2000-01)
- .245 Molly Jacobsen (2019-20)
- .245 Brittany Barnhill (2010-11)
- .247 Carly Hummel (2013-14)

### Saves

- 7 Madi Osias (2013-2016)
- 6 Kayla Landwehrmier (2015-16)
- 6 Becky Nye (2007-10)
- 5 Molly Jacobsen (2019-20)
- 5 Bobbi Wurth (1997-2000)

### Losses

- 58 Becky Nye (2007-10)
- 54 Mary Jane Callahan (2004-07)
- 54 Dana Brill (2003-06)
- 46 Lindsay Price (2000-03)
- 44 Amanda Fine (1997-99)

### Home Runs Allowed

- 61 Madi Osias (2013-16)
- 61 Becky Nye (2007-10)
- 51 Lindsay Price (2000-03)
- 46 Carly Hummel (2013-14)
- 28 Jennifer Hughes (1999-01)

### Walks Allowed

- 314 Becky Nye (2007-10)
- 233 Lindsey Perry (2008-11)
- 223 Madi Osias (2013-16)
- 216 Mary Jane Callahan (2004-07)
- 209 Brittany Barnhill (2010-11)

### Wild Pitches

- 60 Kendall Bruning (2011-12)
- 50 Becky Nye (2007-10)
- 33 Lindsey Perry (2008-11)
- 30 Brittany Maxey (1997-00)
- 29 Brittany Barnhill (2010-11)

## FIELDING RECORDS

### Fielding Percentage (Min. 100 Chances)

- .996 Gabby Alvarez (2017-Pres.)**
- .996 Kylan Becker (2016-19)
- .994 Sarah Van Schaik (2016-17)
- .993 Brittany Warner (2004-06)
- .992 Alex Schneider (2015-18)
- .991 Kelly Nolan (2010-13)
- .990 Erinn Jayjohn (2011-13)
- .988 Brittany Finney (2017-19)
- .988 Aly Presswood (2007-10)
- .987 Korrie Kashuba (1997, 1999-00)

### Putouts

- 1050 Amber Tramp (2007-10)
- 963 Alex Schneider (2015-18)
- 910 Andrea Brahs (2002-04)
- 904 April Caraway (1997-98)
- 880 Londen Ladner (2011-14)

### Fielding Percentage (Min. 100 Chances)

- 770 Korrie Kashuba (1997-00)
- 763 Brittany Warner (2004-06)
- 758 Aly Presswood (2007-10)
- 742 Lauren Rowe (2005-08)
- 736 DeDe Justice (2002-05)

### Assists

- 541 Mandy Shklar (1998-00)
- 489 Rebecca McIntire (2003-06)
- 459 Kaci Coffee (1998-00)
- 407 Lisa Conchos (2006-09)
- 385 Allison Brown (2012-15)
- 367 Lauren Grill (2007-10)
- 337 Desiree Layman (2001-04)
- 284 Cali Overbeck (2009-12)
- 264 Ashley Dowdy (2007-10)
- 253 Haley Culley (2013-16)

### Stolen Base Against Percentage (Catcher)

- .567 Autumn Gillespie (2018-Pres.)**
- .673 Jennifer Poore (2001)
- .744 DeDe Justice (2002-05)
- .751 Marina Parra (2011-14)
- .783 Allison Willrath (1997-00)

### Most Errors

- 67 Desiree Layman (2001-04)
- 65 Ashley Dowdy (2007-10)
- 60 Kaci Coffee (1998-00)
- 54 Mandy Shklar (1998-00)
- 53 Lisa Conchos (2006-09)

## BATTING RECORDS

### Batting Average

- .443 Lauren Grill (2010)
- .429 Elantra Cox (2017)
- .426 Kylan Becker (2019)
- .424 RT Cantillo (2014)
- .393 Lauren Grill (2008)
- .378 Elantra Cox (2015)
- .375 Kylan Becker (2017)
- .374 RT Cantillo (2012)
- .373 Miranda Strother (2015)
- .371 Hailey Lunderman (2016)
- .371 Mary Jane Callahan (2005)

### Hits

- 93 Elantra Cox (2017)
- 84 Kylan Becker (2019)
- 76 Hailey Lunderman (2016)
- 74 Kylan Becker (2017)
- 66 Lauren Grill (2010)
- 64 Corrine Doornberg (2010)
- 62 Abbey Latham (2019)**
- 62 Elantra Cox (2015)
- 62 Amanda Lehotak (2000)
- 61 Elantra Cox (2016)
- 61 RT Cantillo (2014)

### Doubles

- 17 Allison Brown (2013)
- 15 Heather Swinney (1999)
- 14 Kaci Coffee (1999)
- 13 Abbey Latham (2019)**
- 13 Holly Burris (2001)
- 13 Heather Swinney (2000)
- 12 Allison Brown (2014)
- 12 Lauren Grill (2008)
- 12 Lisa Conchos (2007)
- 12 Amanda Fine (1997)

### Triples

- 9 Kylan Becker (2019)
- 5 Kaylee Horton (2019)
- 5 Miranda Strother (2017)
- 4 Autumn Gillespie (2019)**
- 4 Kylan Becker (2017)
- 4 Elantra Cox (2017)
- 4 Britte Hardy (2004)
- 4 Andrea Brahs (2002)
- 4 Kaci Coffee (2000)
- 3 Elantra Cox (2018)
- 3 Miranda Strother (2016)
- 3 Allison Brown (2013)
- 3 Melina Preciado (2013)
- 3 Brittany Broome (2012)
- 3 Lauren Grill (2010)
- 3 Cali Overbeck (2010)
- 3 Courtnie Ghinaudo (2009)
- 3 Heather Swinney (1999)
- 3 Stephanie Vaglica (1997)

### Home Runs

- 15 DeDe Justice (2003)
- 14 Lauren Grill (2007)
- 12 Lauren Grill (2008)
- 12 DeDe Justice (2004)
- 11 DeDe Justice (2005)
- 11 DeDe Justice (2002)
- 10 Abbey Latham (2019)**
- 10 Lauren Grill (2009)
- 9 Jessica Puk (2019)**
- 9 Alex Schneider (2015)

### Runs Batted In

- 54 Abbey Latham (2019)**
- 45 DeDe Justice (2003)
- 43 Allison Brown (2013)
- 41 Jessica Puk (2019)**
- 41 Lauren Grill (2008)
- 39 Lauren Grill (2010)
- 37 Miranda Strother (2015)
- 36 Allison Brown (2012)
- 35 Londen Ladner (2012)
- 34 Brittany Finney (2019)
- 34 Londen Ladner (2014)
- 34 Cali Overbeck (2010)

### Runs

- 55 Kylan Becker (2019)
- 51 Elantra Cox (2017)
- 43 Hailey Lunderman (2016)
- 43 Miranda Strother (2016)
- 42 RT Cantillo (2013)
- 41 Elantra Cox (2018)
- 39 Lauren Grill (2010)
- 38 Alex Schneider (2015)
- 38 Corrine Doornberg (2010)
- 37 DeDe Justice (2002)

### Walks

- 46 Lauren Grill (2010)
- 33 Miranda Strother (2016)
- 33 Londen Ladner (2012)
- 31 Lauren Grill (2009)
- 30 Miranda Strother (2017)
- 30 RT Cantillo (2014)
- 30 Lauren Grill (2008)
- 29 Courtney Syrett (2016)
- 28 RT Cantillo (2012)
- 28 DeDe Justice (2002)

### Total Bases

- 109 Kylan Becker (2019)
- 109 Lauren Grill (2008)
- 108 Lauren Grill (2007)
- 106 Elantra Cox (2017)
- 106 DeDe Justice (2003)
- 105 Abbey Latham (2019)**
- 105 Lauren Grill (2010)
- 98 Allison Brown (2013)
- 96 DeDe Justice (2005)
- 90 Kylan Becker (2017)
- 90 Miranda Strother (2015)

### Slugging Percentage

- .727 Lauren Grill (2008)
- .705 Lauren Grill (2010)
- .693 DeDe Justice (2003)
- .652 Abbey Latham (2018)**
- .639 Lauren Grill (2007)
- .632 DeDe Justice (2005)
- .617 DeDe Justice (2004)
- .609 Allison Brown (2013)
- .608 Lauren Grill (2009)
- .606 Natalie Martinez (2015)

### On-Base Percentage

- .569 Lauren Grill (2010)
- .560 RT Cantillo (2012)
- .522 RT Cantillo (2014)
- .497 Lauren Grill (2008)
- .489 Kylan Becker (2019)
- .477 Amber Tramp (2010)
- .468 Elantra Cox (2017)
- .451 Miranda Strother (2015)
- .445 Londen Ladner (2012)
- .442 DeDe Justice (2005)

### Stolen Bases

- 34 Kylan Becker (2019)
- 33 Brittany Broome (2013)
- 31 Miranda Strother (2016)
- 30 Elantra Cox (2015)
- 27 Elantra Cox (2018)
- 27 Stephanie Vaglica (1997)
- 25 Elantra Cox (2017)
- 25 Miranda Strother (2017)
- 20 Elantra Cox (2016)
- 20 Brittany Broome (2012)
- 20 Brooke Turner (2005)

### Sacrifice Hits

- 18 Rebecca McIntire (2006)
- 16 Rachel Davenport (1999)
- 15 Brooke Turner (2004)
- 15 Korrie Kashuba (1999)
- 13 Marina Parra (2011)
- 13 Lisa Conchos (2009)
- 13 Brittany Warner (2005)
- 13 Mandy Shklar (2000)

### Intentional Walks

- 15 DeDe Justice (2004)
- 9 DeDe Justice (2005)
- 8 Lauren Grill (2009)
- 6 Lauren Grill (2010)
- 5 Lauren Grill (2008)
- 5 DeDe Justice (2003)

### Hit By Pitch

- 24 Amber Tramp (2010)
- 15 Autumn Gillespie (2019)
- 14 Mikayla Allee (2019)
- 14 RT Cantillo (2012)
- 13 Jessica Puk (2019)
- 13 Amber Tramp (2009)

### Strikeouts

- 60 Brooke Turner (2005)
- 54 Brooke Turner (2004)
- 51 Brooke Turner (2003)
- 49 Brooke Turner (2002)
- 47 Stacy McCommon (2006)
- 47 Andrea Brahs (2003)

### Games Played

- 65 Mandy Shklar (1998)
- 65 Heather Swinney (1998)
- 64 Stephanie Vaglica (1998)
- 64 Allison Willrath (1998)
- 63 7 Players Tied

### Games Started

- 65 Mandy Shklar (1998)
- 63 Miranda Strother (2017)
- 63 Hailey Lunderman (2016)
- 63 Kaci Coffee (2000)
- 63 Amanda Lehotak (2000)
- 63 Mandy Shklar (2000)
- 63 Stephanie Vaglica (1997)

### At-Bats

- 217 Elantra Cox (2017)
- 217 Amanda Lehotak (2000)
- 207 Mandy Shklar (1999)
- 207 Mandy Shklar (1998)
- 205 Hailey Lunderman (2016)

**PITCHING RECORDS**

**Wins**

- 23 Kaitlin Lee (2017)
- 23 Madi Osias (2016)
- 18 Brittany Finney (2019)
- 18 Kaitlin Lee (2018)
- 17 Amanda Fine (1997)
- 15 Kendall Bruning (2012)
- 15 Becky Nye (2009)
- 14 Molly Jacobsen (2019)**
- 14 Amanda Fine (1998)
- 13 Carly Hummel (2013)

**Earned Run Average (Min. 75 IP)**

- 1.49 Mary Jane Callahan (2005)
- 1.56 Dana Brill (2005)
- 1.77 Jennifer Hughes (2001)
- 1.80 Leslie Day (2002)
- 1.82 Kaitlin Lee (2017)
- 1.82 Amanda Fine (1997)
- 2.01 Amanda Fine (1998)
- 2.02 Lindsey Whatley (2002)
- 2.07 Becky Nye (2008)
- 2.07 Mary Jane Callahan (2004)

**Strikeouts**

- 211 Amanda Fine (1997)
- 177 Mary Jane Callahan (2004)
- 166 Molly Jacobsen (2019)**
- 166 Dana Brill (2006)
- 154 Mary Jane Callahan (2005)
- 146 Brittany Barnhill (2010)
- 146 Lindsay Price (2003)
- 140 Becky Nye (2009)
- 137 Madi Osias (2016)
- 136 Kendall Bruning (2012)

**Complete Games**

- 27 Kaitlin Lee (2017)
- 26 Amanda Fine (1997)
- 23 Mary Jane Callahan (2006)
- 23 Holly Burris (2000)
- 22 Kendall Bruning (2012)
- 22 Becky Nye (2009)
- 20 Jennifer Hughes (2001)
- 18 Dana Brill (2006)
- 18 Mary Jane Callahan (2005)
- 17 Dana Brill (2005)
- 17 Mary Jane Callahan (2004)
- 17 Lindsay Price (2003)
- 17 Amanda Fine (1998)

**Putouts**

- 483 Brittany Warner (2005)
- 454 April Caraway (1997)
- 450 April Caraway (1998)
- 409 Lauren Rowe (2007)
- 382 Alex Schneider (2015)

**Shutouts**

- 10 Kaitlin Lee (2017)
- 7 Jennifer Hughes (2001)
- 7 Amanda Fine (1997)
- 5 Molly Jacobsen (2019)**
- 5 Madi Osias (2016)
- 5 Kendall Bruning (2012)
- 5 Mary Jane Callahan (2005)
- 5 Mary Jane Callahan (2004)
- 5 Amanda Fine (1998)
- 4 Kaitlin Lee (2018)
- 4 Carly Hummel (2013)
- 4 Becky Nye (2008)
- 4 Tara Willitt (2008)
- 4 Dana Brill (2006)
- 4 Mary Jane Callahan (2006)
- 4 Holly Burris (2000)
- 4 Amanda Fine (1999)

**Innings Pitched**

- 249.2 Kaitlin Lee (2017)
- 234.0 Amanda Fine (1997)
- 230.0 Becky Nye (2009)
- 206.0 Kendall Bruning (2012)
- 200.0 Mary Jane Callahan (2004)
- 194.1 Mary Jane Callahan (2006)
- 188.1 Kaitlin Lee (2018)
- 186.1 Madi Osias (2016)
- 180.1 Dana Brill (2006)
- 179.2 Holly Burris (2000)

**Appearances**

- 44 Kaitlin Lee (2017)
- 44 Amanda Fine (1997)
- 41 Becky Nye (2009)
- 39 Kaitlin Lee (2018)
- 39 Madi Osias (2015)
- 39 Kendall Bruning (2012)
- 37 Madi Osias (2016)
- 37 Kendall Bruning (2011)
- 37 Lindsey Perry (2011)
- 37 Becky Nye (2008)

**Starts**

- 37 Kaitlin Lee (2017)
- 34 Amanda Fine (1997)
- 33 Kendall Bruning (2012)
- 32 Kaitlin Lee (2018)
- 30 Madi Osias (2016)
- 29 Carly Hummel (2013)
- 29 Mary Jane Callahan (2004)
- 28 Becky Nye (2009)
- 28 Mary Jane Callahan (2006)
- 28 Brittany Maxey (1997)

**Opponent Batting Average (Min. 75 IP)**

- .206 Becky Nye (2008)
- .211 Mary Jane Callahan (2005)
- .213 Madi Osias (2016)
- .214 Holly Burris (2000)
- .216 Jennifer Hughes (2000)
- .225 Brittany Barnhill (2010)
- .225 Amanda Fine (1997)
- .227 Jennifer Hughes (2001)
- .230 Becky Nye (2009)
- .234 Carly Hummel (2014)

**Saves**

- 4 Molly Jacobsen (2019)**
- 4 Kayla Landwehrmier (2016)
- 4 Bobbi Wurth (1998)
- 3 Madi Osias (2014)
- 3 Becky Nye (2007)

**Losses**

- 21 Brittany Maxey (1997)
- 20 Kendall Bruning (2011)
- 19 Becky Nye (2009)
- 19 Amanda Fine (1997)
- 18 Dana Brill (2004)

**Home Runs Allowed**

- 26 Madi Osias (2015)
- 25 Becky Nye (2009)
- 23 Carly Hummel (2014)
- 23 Carly Hummel (2013)
- 22 Madi Osias (2016)
- 19 Lindsay Price (2003)
- 17 Shelby Jo Fenter (2013)
- 17 Becky Nye (2010)
- 15 Kendall Bruning (2012)
- 14 Brittany Barnhill (2010)
- 14 Becky Nye (2007)
- 14 Lindsay Price (2000)

**Walks Allowed**

- 116 Brittany Barnhill (2010)
- 112 Kendall Bruning (2012)
- 98 Becky Nye (2010)
- 97 Becky Nye (2009)
- 96 Kendall Bruning (2011)

**FIELDING RECORDS**

**Fielding Percentage (Min. 50 Chances)**

- 1.000 Autumn Gillespie (2020)**
- 1.000 Sydney Gutierrez (2020)
- 1.000 Gabby Alvarez (2019)
- 1.000 Kylan Becker (2018)
- 1.000 Kylan Becker (2017)
- 1.000 Alex Schneider (2017)
- 1.000 Kylan Becker (2016)
- 1.000 RT Cantillo (2013)
- 1.000 Jenny Cox (2003)
- 1.000 Jamie Cummings (2001)
- 1.000 Jessica Hamilton (2001)

**Putouts**

- 483 Brittany Warner (2005)
- 454 April Caraway (1997)
- 450 April Caraway (1998)
- 409 Lauren Rowe (2007)
- 382 Alex Schneider (2015)

- 366 Autumn Gillespie (2019)
- 363 Londen Ladner (2012)
- 362 Korrie Kashuba (1999)
- 359 Erin Faircloth (2006)
- 355 Andrea Brahs (2004)

**Assists**

- 191 Mandy Shklar (1998)
- 185 Kaci Coffee (2000)
- 181 Mandy Shklar (1999)
- 169 Mandy Shklar (2000)
- 152 Chloe Kloezeman (2005)
- 148 Paige McKinney (2018)
- 143 Hailey Lunderman (2016)
- 142 Kaci Coffee (1998)
- 141 Ashton Lampton (2017)
- 138 Rebecca McIntire (2006)

**Stolen Base Against Percentage (Catcher)**

- .480 Autumn Gillespie (2019)**
- .605 DeDe Justice (2005)
- .667 Autumn Gillespie (2018)**
- .673 Jennifer Poore (2001)
- .684 Heather Swinney (1998)

**Most Errors**

- 28 Ashley Dowdy (2007)
- 26 Lisa Conchos (2006)
- 25 Chloe Kloezeman (2005)
- 22 Mandy Shklar (1998)
- 21 Kaci Coffee (2000)
- 21 Kaci Coffee (1999)

## TEAM SEASON RECORDS

Batting	
Runs Scored:	318 (2017)
Hits:	495 (2017)
Batting Average:	.309 (2015)
Doubles:	67 (2019)
Triples:	23 (2019)
Home Runs:	48 (2015)
Runs Batted In:	284 (2019)
Total Bases:	677 (2017)
Walks:	187 (2017)
Stolen Bases:	128 (2019)
Strikeouts:	369 (2005)

Pitching	
Complete Games:	50 (2000)
Innings Pitched:	440.0 (2000)
Wins:	43 (2017)
Losses:	42 (2000)
Saves:	6 (2016)
Earned Run Average:	1.65 (2005)
Strikeouts:	360 (2019)
Shutouts:	17 (2017)
Most Batters Faced:	1,985 (1998)
Fewest Hits Allowed:	301 (2008)
Fewest Runs Allowed:	144 (2005)
Fewest Earned Runs Allowed:	93 (2005)
Fewest Walks Allowed:	86 (2005)

Fielding	
Best Fielding Percentage:	.979 (2013)
Putouts:	1,320 (2000)
Assists:	713 (1998)
Double Plays Turned:	28 (2017)
Runners Picked Off:	19 (2012)
Most Errors:	126 (1998)

## TEAM SINGLE GAME RECORDS

Batting	
At-Bats:	65, at LSU (4-6-18)
Runs Scored:	22, (three times) MR: vs. UA-Pine Bluff (3-11-15)
Hits:	21, vs. UA-Pine Bluff (3-11-15)
Runs Batted In:	21, (two times) MR: at Mississippi State (4-19-19)
Doubles:	7, at Samford (4-8-15)
Triples:	3, (two times) MR: vs. UAB (4-27-16)
Home Runs:	5, vs. UT Martin (4-25-18)
Total Bases:	39, vs. UA-Pine Bluff (game 2 of DH) (3-11-15)
Base on Balls:	12, (three times) MR: vs. Colgate (2-24-17)
Stolen Bases:	10, (two times) MR: vs. Austin Peay (3-4-17)
Strikeouts:	23, vs. UCLA (3-4-05)
Runners Left on Base:	21, at UAB (2-22-20)

Pitching	
Innings Pitched:	18.2, at LSU (4-6-18)
Strikeouts:	15, (three times) MR: vs. Florida (3-29-19)
Least Hits Allowed:	0, (six times) MR: vs. Louisiana Tech (3-19-14)
Hits Allowed:	17 (three times) MR: at Kentucky (4-5-19)
Runs Allowed:	21, vs. Western Michigan (2-11-10)
Runs by Both Teams:	37, (L, 21-16) vs. Western Michigan (2-11-10)
Home Runs Allowed:	5, vs. Kentucky (4-13-14)
Walks Issued:	15, (two times) MR: vs. Florida (3-20-11)

Fielding	
Putouts:	56, at LSU (4-6-18)
Assists:	24, at LSU (4-6-18)
Double Plays Turned:	4, vs. Louisiana-Lafayette (2-4-05)
Errors:	7, (four times) MR: vs. Alabama (3-21-09)

## INDIVIDUAL SINGLE-GAME RECORDS

Batting	
At Bats:	8, (5 times) MR: Nyomi Jones at UAB (2-22-20)
Runs Scored:	4, (9 times) MR: Kylan Becker at Central Arkansas (2-27-19)
Hits:	5, Elantra Cox vs. Central Arkansas (4-4-17)
RBI:	6, (3 times) Natalie Martinez vs. UA-Pine Bluff (3-11-015)
Doubles:	3, (5 times) MR: Amanda Roth at Mississippi State (4-19-19)
Triples:	2, (2 times) MR: Autumn Gillespie vs. Pitt (3-1-19)
Home Runs:	2, (21 times) MR: Abbey Latham at UAB (2-22-20)
Total Bases:	11, (2 times) MR: Abbey Latham at UAB (2-22-20)
Walks:	4, (6 times) MR: Autumn Gillespie at UAB (2-22-20)
Strikeouts:	5, Brittany Finney vs. Florida (3-29-19)
Stolen Bases:	4, (3 times) MR: Kaylee Horton at UCF (2-7-19)

Pitching	
Innings Pitched:	18, Kaitlin Lee at LSU (4-6-18)
Strikeouts:	15, (three times) MR: Lindsey Perry vs. Austin Peay (2-25-11)
Hits Allowed:	15, (four times) MR: Dana Brill vs. Alabama (4-3-04)
Runs Allowed:	14, Lindsay Price vs. Mississippi State (4-9-03)
Earned Runs Allowed:	12, (two times) MR: Holly Burris vs. Mississippi State (3-28-01)
Home Runs Allowed:	4, Madi Osias vs. No. 2 Florida (4-8-16)
Walks Allowed:	12, Brittany Barnhill at Florida (3-13-10)

Fielding	
Putouts:	21, April Caraway vs. Robert Morris (3-7-98)
Assists:	11, (three times) MR: Amanda Roth at UTEP (4-21-18)
Errors:	4, (two times) MR: Chloe Kloezeman vs. NW State (2-19-05)

## MISCELLANEOUS RECORDS

### TEAM RECORDS

Best Win Percentage:	.683 (43-20 in 2017)
Most Wins:	43 (2017)
Most SEC Wins:	13 (2019)
Games Played:	66 (1998)
Longest Win Streak:	16; Feb. 18 - March 10, 2017
Longest SEC Win Streak:	5 (three times) MR: March 21-29, 2015
Longest Non-Conference Win Streak:	16; Feb. 18 - March 10, 2017
Longest Losing Streak:	12 (twice) MR: March 29-April 8, 2000

### TEAM RECORDS

Batting		Pitching	
<b>Hitting Streak</b>		<b>Consecutive Scoreless Innings</b>	
1. 17	Elantra Cox (2017)	1. 29	M.J. Callahan (4/22-5/2, 2006)
2. 15	Kylan Becker (2019)	2. 26	Molly Jacobsen (3/16-3/29, 2019)
3. 14	Kylan Becker (2017)	3. 23	Molly Jacobsen (2/9-2/23, 2019)
4. 13	Miranda Strother (2015)	4. 22	Leslie Day (2/4-3/2, 2003)
13	Brittany Broome (2013)	22	Holly Burris (2/11-25, 2000)
6. 12	Lauren Grill (2007)	6. 19	M.J. Callahan (3/5-13, 2004)
7. 11	Miranda Strother (2017)	19	Jennifer Hughes (4/1-8, 2001)
11	Hailey Lunderman (2016)	19	Jennifer Hughes (3/6-15, 2001)
11	Elantra Cox (2015)		
11	Allison Brown (2014)	<b>Consecutive Wins</b>	
11	RT Cantillo (2014)	1. 12	Madi Osias (2/13-3/18, 2016)
12. 10	Allison Brown (2015)	2. 6	Brittany Finney (3/30-4/12, 2019)
10	Lisa Conchos (2009)	6	Jennifer Hughes (2/10-3/11, 2001)
10	Lisa Conchos (2006)	4. 5	Molly Jacobsen (3/10-3/24, 2019)
10	DeDe Justice (2005)	5	Carly Hummel (2/15-3/7, 2014)
10	April Caraway (1997)	5	M.J. Callahan (2/12-26, 2005)
		5	Holly Burris (3/18-29, 2000)
		5	Amanda Fine (4/11-19, 1998)
		<b>Consecutive Complete Games</b>	
		1. 13	Kaitlin Lee (4/26-5/25, 2017)
		2. 9	M.J. Callahan (2/11-3/4, 2006)
		3. 7	M.J. Callahan (4/14-5/3, 2005)
		7	Amanda Fine (3/13-28, 1998)
		5. 6	Carly Hummel (2/18-3/12, 2014)
		6	Holly Burris (3/18-31, 2000)
		6	Jennifer Hughes (4/10-5/2, 1999)

**GRAND SLAMS**

2020..... Kacey Hvitved (vs. Jackson State - Feb. 29, 2020)  
 2019..... Abbey Latham (vs. Mississippi State - May 9, 2019)  
 2019..... Abbey Latham (vs. Florida - March 30, 2019)  
 2019..... Gabby Alvarez (vs. Samford - March 15, 2019)  
 2017..... Courtney Syrett (at Missouri - May 6, 2017)  
 2016..... Miranda Strother (vs. UMKC - Feb. 11, 2016)  
 2015..... Bri Payne (at Samford - April 8, 2015)  
 2015..... Bri Payne (vs. Iowa State - Feb. 14, 2015)  
 2014..... Bri Payne (vs. Arkansas - March 22, 2014)  
 2008..... Lisa Conchos (at Arkansas - April 19, 2008)  
 2007..... Lisa Conchos (vs. Arkansas - April 15, 2007)  
 2004..... DeDe Justice (vs. Indiana State - Feb. 14, 2004)  
 2003..... Andrea Brahs (vs. UT Martin - March 26, 2003)  
 2003..... Andrea Brahs (vs. Mississippi State - April 10, 2003)  
 2003..... Brooke Turner (vs. Jackson State - Feb. 4, 2003)  
 2001..... Jennifer Poore (vs. Tennessee (March 11, 2011)

**PERFECT GAMES**

2014.....Carly Hummel (vs. Utah State - March 3, 2014)

**NO HITTERS**

2014.....Carly Hummel (vs. Utah State - March 3, 2014)  
 2014.....Carly Hummel/Shelby Jo Fenter/Madi Osias (vs. Louisiana Tech - March 19, 2014)  
 2013..... Carly Hummel (vs. UAPB - April 9, 2013)  
 2010..... Brittany Barnhill (vs. Alcorn State - May 14, 2010)  
 2010..... Becky Nye (vs. Alcorn State - May 14, 2010)

**1-0 GAMES**

(Ole Miss has been involved in 77 one-run games throughout its history, recording a 35-42 in those contests).

2020..... (W) vs. Missouri State - Feb. 29, 2020  
 2019..... (L) at No. 14 Georgia - May 3, 2019  
 2019..... (W) vs. Missouri - April 12, 2019  
 2018..... (W) vs. Long Beach State - May 19, 2018  
 2018..... (L) at No. 14 LSU - April 7, 2018  
 2018..... (W) vs. No. 17 South Carolina - March 18, 2018  
 2018..... (W) vs. SIUE - Feb. 25, 2018  
 2018..... (W) vs. No. 3 Oregon - Feb. 17, 2018  
 2017..... (L) at No. 5 UCLA - May 26, 2017  
 2017..... (W) vs. No. 11 LSU - April 14, 2017  
 2017..... (W) vs. No. 11 LSU - April 14, 2017  
 2017..... (W) vs. Central Arkansas - April 4, 2017  
 2017..... (L) vs. No. 16 Kentucky - April 1, 2017  
 2017..... (L) vs. North Dakota State - Feb. 11, 2017  
 2016..... (L) vs. No. 1 Florida - May 12, 2016  
 2016..... (W) at No. 14 Georgia - April 30, 2016  
 2016..... (L - 8 innings) at Mississippi State - April 3, 2016  
 2016..... (W) vs. UMass - March 5, 2016  
 2016..... (W) vs. Northern Iowa - Feb. 28, 2016  
 2013..... (L) at UT Martin - March 13, 2013  
 2012..... (W) vs. South Carolina - May 4, 2012  
 2012..... (W) at No. 23 LSU - April 22, 2012  
 2010..... (L) at Georgia Tech - March 7, 2010  
 2010..... (L) at Minnesota - Feb. 19, 2010  
 2009..... (L) vs. No. 9 California - Feb. 20, 2009  
 2009..... (W) vs. UTSA - Feb. 13, 2009  
 2008..... (L) vs. No. 1 Florida - May 8, 2008  
 2008..... (W - 5 innings) vs. South Carolina - April 27, 2008  
 2008..... (W) at No. 9 Tennessee - April 16, 2008  
 2008..... (L) vs. Southern Miss - April 10, 2008  
 2007..... (L - 8 innings) at South Carolina - May 6, 2007  
 2007..... (L - 9 innings) at South Carolina - May 5, 2007  
 2007..... (W) at South Carolina - May 5, 2007  
 2007..... (W) at Arkansas - April 14, 2007  
 2007..... (L) vs. No. 1 Tennessee - March 14, 2007  
 2006..... (W) vs. Kentucky - April 29, 2006  
 2006..... (W) at Mississippi State - April 26, 2006  
 2006..... (W) vs. Stephen F. Austin - March 14, 2006  
 2006..... (L) vs. Missouri State - Feb. 17, 2006

2005..... (W) at Arkansas - May 4, 2005  
 2005..... (L - 9 innings) vs. No. 10 Georgia - April 9, 2005  
 2005..... (L) at No. 11 Alabama - April 2, 2005  
 2005..... (W) vs. Santa Clara - March 6, 2005  
 2005..... (L) vs. Evansville - Feb. 26, 2005  
 2005..... (W) vs. No. 24 Southern Illinois - Feb. 13, 2005  
 2004..... (L - 9 innings) vs. Arkansas - April 14, 2004  
 2004..... (W - 8 innings) vs. No. 16 Florida - March 28, 2004  
 2004..... (L - 8 innings) vs. New Mexico - Feb. 7, 2004  
 2003..... (L) vs. South Carolina - April 26, 2003  
 2003..... (L) vs. No. 10 Georgia - April 12, 2003  
 2003..... (L) vs. Nicholls - Feb. 16, 2003  
 2002..... (L) vs. No. 3 LSU - April 27, 2002  
 2002..... (L) vs. Arkansas - April 17, 2002  
 2002..... (L) at Mississippi State - April 11, 2002  
 2002..... (L) at Mississippi State - April 10, 2002  
 2002..... (L) vs. Purdue - Feb. 9, 2002  
 2001..... (W) vs. Texas Tech - March 16, 2001  
 2001..... (L - 9 innings) vs. Evansville - Feb. 18, 2001  
 2001..... (W) vs. SW Missouri State - Feb. 17, 2001  
 2000..... (L - 10 innings) at Florida - April 30, 2000  
 2000..... (L) vs. Tennessee - April 15, 2000  
 2000..... (L) vs. No. 9 LSU - April 1, 2000  
 2000..... (W - 9 innings) at No. 17 South Carolina - March 25, 2000  
 2000..... (L) vs. Texas Tech - March 11, 2000  
 2000..... (L) at UT Arlington - Feb. 11, 2000  
 1999..... (W) at Nicholls - April 4, 1999  
 1999..... (L) vs. Virginia - March 12, 1999  
 1999..... (W) vs. No. 23 Iowa - March 6, 1999  
 1998..... (W) vs. Arkansas - April 29, 1998  
 1998..... (W) vs. Delta State - March 18, 1998  
 1998..... (W) at Georgia Tech - Feb. 27, 1998  
 1997..... (W - 9 innings) vs. Mississippi State - April 30, 1997  
 1997..... (L) vs. Alabama - April 6, 1997  
 1997..... (L) vs. McNeese State - March 26, 1997  
 1997..... (L) vs. Georgia - March 25, 1997  
 1997..... (W) vs. Wichita State - March 16, 1997  
 1997..... (L) vs. Michigan State - Feb. 28, 1997  
 1997..... (L) vs. Nicholls - Feb. 23, 1997

**LONGEST EXTRA-INNING GAMES**

19..... at No. 14 LSU - April 6, 2018 (L, 2-1)  
 15..... vs. No. 6 Florida - March 29, 2019 (L, 5-2)  
 14..... vs. No. 4 UCLA - March 4, 2005 (W, 3-2)  
 13..... at UAB - Feb. 22, 2020 (W, 14-11)  
 13..... at Auburn - March 7, 2009 (L, 9-8)  
 12..... vs. Central Arkansas - April 4, 2017 (W, 1-0)  
 11..... at No. 5 UCLA - May 25, 2017 (L, 8-7)  
 11..... at Jacksonville State - March 29, 2017 (W, 5-4)  
 11..... at South Carolina - March 18, 2009 (L, 2-1)  
 11..... vs. Auburn - March 16, 2008 (L, 3-2)  
 11..... vs. Arkansas - April 13, 2004 (W, 5-4)  
 11..... vs. New Mexico - Feb. 1, 2002 (W, 10-9)  
 11..... vs. Mississippi State - March 27, 2001 (L, 7-5)  
 11..... vs. Arkansas - May 4, 2000 (L, 7-3)  
 11..... at No. 10 Southern Miss - March 29, 2000 (W, 3-2)  
 11..... at Georgia - March 24, 2000 (W, 4-2)  
 10..... vs. No. 11 Kentucky - April 13, 2014 (L, 11-4)  
 10..... at UCF - March 1, 2013 (L, 4-3)  
 10..... vs. No. 24 Auburn - March 30, 2012 (L, 9-5)  
 10..... vs. Georgia - April 11, 2010 (L, 6-5)  
 10..... vs. No. 17 LSU - March 24, 2009 (W, 3-2)  
 10..... at No. 9 Louisiana-Lafayette - Feb. 8, 2009 (W, 4-0)  
 10..... vs. No. 19 Florida - March 31, 2007 (W, 2-1)  
 10..... vs. Kentucky - April 30, 2006 (W, 2-1)  
 10..... at South Carolina - April 22, 2006 (L, 3-2)  
 10..... vs. Mississippi Valley State - March 29, 2006 (W, 5-4)  
 10..... vs. No. 3 LSU - April 17, 2004 (L, 2-1)  
 10..... vs. Kansas - Feb. 7, 2003 (L, 2-1)  
 10..... vs. Auburn - March 31, 2001 (L, 13-7)  
 10..... vs. Tennessee - March 11, 2001 (W, 4-0)  
 10..... at Florida - April 30, 2000 (L, 1-0)  
 10..... vs. Georgia - March 26, 1999 (L, 4-3)

### ALL-TIME SERIES RECORDS

Alabama	6-60	Illinois State	1-1	Portland State	1-0
Alcorn State	17-2	Incarnate Word	1-0	Prairie View A&M	1-0
Arizona	0-3	Indiana	1-1	Purdue	1-4
Arizona State	1-5	Indiana State	1-0	Rhode Island	3-0
Arkansas	30-35	Iowa	1-2	Robert Morris	2-1
Arkansas-Pine Bluff	9-0	Iowa State	4-2	Rutgers	1-0
Auburn	19-45	Jackson State	9-1	Sacramento State	1-0
Austin Peay	3-0	Jacksonville State	2-4	Saint Louis	2-1
Ball State	3-1	James Madison	1-0	Saint Mary's	4-0
Baylor	0-4	Kansas	2-2	Sam Houston State	3-0
Belmont	14-0	Kennesaw State	1-1	Samford	12-3
Bethune-Cookman	3-0	Kent State	1-0	San Jose State	1-3
Birmingham-Southern	5-1	Kentucky	32-26	Santa Clara	1-0
Boise State	0-1	Lamar	2-0	SIUE	3-1
Boston College	0-1	Liberty	1-1	South Alabama	1-2
Bowling Green	3-0	Lipscomb	0-1	South Carolina	21-33
Buffalo	1-0	LIU-Brooklyn	1-1	South Florida	3-4
Butler	1-0	Long Beach State	2-0	Southeast Missouri	8-2
BYU	1-2	Louisiana	4-13	Southeastern Louisiana	7-1
California	0-1	Louisiana Tech	8-4	Southern Illinois	3-5
California Baptist	2-1	Louisville	2-1	Southern Miss	23-12
Cal Poly	3-1	Loyola Marymount	2-1	Southwest Texas State	1-1
Cal State-Bakersfield	1-0	LSU	12-53	St. Bonaventure	1-0
Cal State Fullerton	1-2	Maryland	2-0	St. Johns	0-1
Centenary	3-0	Marshall	2-0	Stanford	0-2
Central Arkansas	11-2	McNeese State	2-4	Stephen F. Austin	8-2
Central Connecticut	1-0	Memphis	6-2	Syracuse	1-0
Central Michigan	1-1	Mercer	1-1	Temple	0-3
Chattanooga	3-1	Miami (OH)	0-1	Tennessee	10-48
Coastal Carolina	3-0	Michigan	0-1	Tennessee Tech	4-2
Colgate	2-0	Michigan State	2-3	Texas	1-5
College of Charleston	0-1	Middle Tennessee	5-3	Texas A&M	2-15
Colorado State	4-2	Minnesota	2-2	Texas A&M-Corpus Christi	1-2
Connecticut	1-0	Mississippi State	30-42	Texas Tech	2-1
Creighton	2-0	Mississippi Valley State	11-2	Toledo	0-1
CSUN	0-1	Missouri	5-15	Troy	2-1
Delaware	1-0	Missouri State	4-3	Tulsa	3-5
Delta State	3-0	Murray State	2-1	UAB	4-2
Drake	1-1	NC State	0-1	UC Riverside	1-0
DePaul	0-2	Nebraska	1-0	UCF	2-3
Eastern Illinois	2-0	New Mexico	2-5	UCLA	1-4
Eastern Kentucky	1-0	New Mexico State	1-0	UCSB	0-1
Evansville	5-8	Nicholls	12-5	UMASS	1-0
FIU	1-1	North Alabama	1-0	UMKC	1-0
Florida	11-49	North Carolina	1-2	UNLV	1-1
Florida A&M	3-0	North Dakota State	0-1	ULM	5-5
Florida Atlantic	0-4	North Florida	1-0	USC Upstate	1-0
Florida Gulf Coast	0-2	North Texas	0-1	UT Arlington	2-3
Florida State	1-3	Northern Colorado	1-0	UT Martin	13-4
Fordham	1-1	Northern Illinois	1-0	Utah	0-3
Fresno State	1-3	Northern Iowa	2-0	Utah State	2-0
Furman	1-0	Northwestern State	3-1	UTEP	3-0
George Mason	1-0	Notre Dame	0-2	UTSA	4-0
Georgetown	2-1	Ohio	1-0	Vermont	1-0
Georgia	11-48	Ohio State	0-1	Villanova	2-0
Georgia State	2-0	Oklahoma	0-6	Virginia	0-1
Georgia Tech	3-2	Oklahoma City	0-1	Virginia Tech	1-0
Grambling State	2-1	Oklahoma State	4-7	Washington	0-3
Green Bay	1-0	Oregon	1-1	Western Carolina	1-0
Hawaii	1-3	Oregon State	2-1	Western Michigan	2-1
Hofstra	1-2	Pacific	1-1	Wichita State	2-1
Houston	2-5	Penn	1-0	Wisconsin	1-0
Illinois	0-2	Penn State	2-0	WKU	0-2
Illinois-Chicago	2-1	Pitt	4-0	Youngstown State	1-0

**ALL-TIME SERIES RESULTS**

**Alabama**

UA leads 60-6

4-5-97	Alabama	L	5-9
4-5-97	Alabama	L	6-10
4-6-97	Alabama	L	1-5
4-6-97	Alabama	L	0-1
4-4-98	at Alabama	L	1-3
4-4-98	at Alabama	L	1-6
4-5-98	at Alabama	L	0-6
4-5-98	at Alabama	L	1-9
4-9-99	Alabama	L	1-4
4-9-99	Alabama	L	0-2
4-10-99	Alabama	L	2-10
4-10-99	Alabama	W	3-1
4-7-00	at No. 13 Alabama	L	1-8
4-7-00	at No. 13 Alabama	L	2-3 (9)
4-8-00	at No. 13 Alabama	L	2-7
4-8-00	at No. 13 Alabama	L	0-8 (5)
4-14-01	No. 6 Alabama	L	0-3
4-14-01	No. 6 Alabama	L	0-6
4-15-01	No. 6 Alabama	L	0-7
4-13-02	No. 15 Alabama	L	1-5
4-13-02	No. 15 Alabama	L	0-4
4-14-02	No. 15 Alabama	L	0-3
4-5-03	at No. 18 Alabama	L	1-5
4-5-03	at No. 18 Alabama	L	1-5
5-6-03	at No. 18 Alabama	L	4-9
4-3-04	No. 10 Alabama	L	0-8
4-3-04	No. 10 Alabama	L	0-9
4-4-04	No. 10 Alabama	L	3-8
4-2-05	at No. 11 Alabama	L	0-1
4-2-05	at No. 11 Alabama	W	3-0
4-3-05	at No. 11 Alabama	L	1-2
4-8-06	No. 3 Alabama	L	0-6
4-8-06	No. 3 Alabama	L	0-5
4-9-06	No. 3 Alabama	L	0-8 (5)
5-11-06	vs. No. 4 Alabama (SECT - Athens, Ga.)	L	0-6
4-21-07	No. 2 Alabama	L	0-10 (5)
4-21-07	No. 2 Alabama	L	4-12
4-22-07	No. 2 Alabama	L	0-6
3-29-08	at No. 2 Alabama	L	6-8
3-30-08	at No. 2 Alabama	L	0-8 (5)
3-30-08	at No. 2 Alabama	L	0-8 (5)
3-21-09	No. 2 Alabama	L	4-13 (5)
3-21-09	No. 2 Alabama	L	0-15 (5)
3-22-09	No. 2 Alabama	L	0-3
4-17-10	at No. 5 Alabama	L	0-14 (5)
4-17-10	at No. 5 Alabama	L	3-8
4-18-10	at No. 5 Alabama	L	1-3
5-6-11	No. 5 Alabama	L	0-8 (5)
5-7-11	No. 5 Alabama	L	1-18 (5)
5-8-11	No. 5 Alabama	L	1-10
3-16-12	at No. 1 Alabama	L	2-12 (5)
3-17-12	at No. 1 Alabama	L	7-10
3-18-12	at No. 1 Alabama	L	1-12 (5)
3-14-14	No. 9 Alabama	L	2-10
3-15-14	No. 9 Alabama	L	0-7
3-16-14	No. 9 Alabama	L	2-9
3-6-15	at No. 4 Alabama	L	0-6
3-7-15	at No. 4 Alabama	L	0-7
3-8-15	at No. 4 Alabama	L	0-10 (5)
4-29-17	No. 13 Alabama	L	0-2
4-29-17	No. 13 Alabama	W	2-1
5-1-17	No. 13 Alabama	W	5-4
5-13-17	vs. No. 15 Alabama (Knoxville, Tenn.)	W	4-1
3-23-18	at No. 15 Alabama	L	1-13 (5)
3-24-18	at No. 15 Alabama	W	10-3
3-25-18	at No. 15 Alabama	L	2-3

**Alcorn State**

OM leads 17-2

3-3-07	Alcorn State	L	4-5
2-13-08	Alcorn State	W	22-3
2-13-08	Alcorn State	W	17-0
2-25-09	at Alcorn State	W	6-1
2-25-09	at Alcorn State	W	2-0
3-31-10	Alcorn State	W	9-1
3-31-10	Alcorn State	W	9-0
5-14-10	Alcorn State	W	8-0
5-14-10	Alcorn State	W	8-0
3-1-11	Alcorn State	L	1-3 (8)
3-1-11	Alcorn State	W	11-0
5-1-13	Alcorn State	W	8-0 (5)
5-1-13	Alcorn State	W	10-1 (5)
4-15-14	Alcorn State	W	18-5 (5)
4-15-14	Alcorn State	W	13-1 (5)
4-21-15	Alcorn State	W	18-3 (5)
4-21-15	Alcorn State	W	17-0 (5)
4-24-18	Alcorn State	W	14-0 (5)
4-24-18	Alcorn State	W	8-1

**Arizona**

UA leads 1-0

2-6-04	at #2 Arizona	L	2-3
--------	---------------	---	-----

**Arizona State**

ASU leads 5-1

2-23-07	vs. No. 2 Arizona St. (Palm Springs, Calif.)	L	1-2
2-11-10	at No. 5 Arizona State	L	0-13 (5)
2-6-15	at No. 16 Arizona State	L	3-6
5-20-17	vs. No. 22 Arizona State	W	2-0
5-19-18	at No. 6 Arizona State	L	1-7
5-20-18	at No. 6 Arizona State	L	0-9

**Arkansas**

Ark leads 36-29

5-2-97	at Arkansas	L	1-2
5-2-97	at Arkansas	L	1-2
5-3-97	at Arkansas	L	1-5
5-3-97	at Arkansas	L	2-6
4-28-98	Arkansas	L	1-2
4-28-98	Arkansas	W	4-3
4-29-98	Arkansas	W	1-0
4-29-98	Arkansas	L	0-3
5-7-99	at Arkansas	L	1-4
5-7-99	at Arkansas	L	2-3
5-8-99	at Arkansas	L	0-6
5-8-99	at Arkansas	L	2-4
4-3-00	Arkansas	L	0-3
4-3-00	Arkansas	L	0-2
4-4-00	Arkansas	L	0-5
4-4-00	Arkansas	L	3-7 (11)
4-18-01	at Arkansas	L	1-2 (8)
4-18-01	at Arkansas	L	0-2
4-18-01	at Arkansas	L	0-2
4-17-02	Arkansas	L	0-1
4-17-02	Arkansas	W	3-2
4-18-02	Arkansas	L	2-5
3-12-03	at Arkansas	W	3-2
3-12-03	at Arkansas	L	1-4
3-13-03	at Arkansas	L	2-4
4-13-04	Arkansas	W	5-4 (11)
4-14-04	Arkansas	W	2-0
4-14-04	Arkansas	L	0-1 (9)
5-3-05	at Arkansas	W	2-1
5-3-05	at Arkansas	W	4-1
5-4-05	at Arkansas	W	1-0 (9)
3-21-06	Arkansas	W	2-1
3-21-06	Arkansas	L	3-4
3-22-06	Arkansas	L	0-9

4-14-07	Arkansas	L	0-7
4-14-07	Arkansas	W	1-0
4-15-07	Arkansas	W	7-4
4-19-08	at Arkansas	L	2-3
4-19-08	at Arkansas	W	8-0
4-20-08	at Arkansas	W	6-1
3-28-09	Arkansas	W	5-4
3-28-09	Arkansas	W	3-2
3-29-09	Arkansas	L	0-6
5-1-10	at Arkansas	L	0-5
5-1-10	at Arkansas	W	0-9
5-2-10	at Arkansas	W	10-6
3-23-11	Arkansas	W	4-3
3-23-11	Arkansas	L	6-7
3-7-12	at Arkansas	W	13-0 (5)
3-7-12	at Arkansas	W	7-6 (8)
3-21-14	Arkansas	W	11-4
3-22-14	Arkansas	W	13-6
3-23-14	Arkansas	L	7-15 (5)
3-27-15	at Arkansas	W	7-3
3-28-15	at Arkansas	W	6-4 (8)
3-29-15	at Arkansas	W	4-2
4-22-16	Arkansas	W	10-7
4-23-16	Arkansas	W	7-2
4-24-16	Arkansas	W	6-5
4-28-18	at No. 16 Arkansas	L	0-3
4-29-18	at No. 16 Arkansas	L	3-8
4-30-18	at No. 16 Arkansas	L	1-7
3-9-19	No. 14 Arkansas	L	4-10
3-10-19	No. 14 Arkansas	W	12-0 (5)
3-11-19	No. 14 Arkansas	W	6-2

**Arkansas-Pine Bluff**

OM leads 9-0

5-1-12	Arkansas-Pine Bluff	W	9-0 (5)
5-1-12	Arkansas-Pine Bluff	W	10-0 (5)
2-27-13	Arkansas-Pine Bluff	W	4-0
2-27-13	Arkansas-Pine Bluff	W	16-0 (5)
4-9-13	Arkansas-Pine Bluff	W	8-0 (5)
3-4-14	Arkansas-Pine Bluff	W	5-2
3-4-14	Arkansas-Pine Bluff	W	17-0 (5)
3-11-15	Arkansas-Pine Bluff	W	8-0 (6)
3-11-15	Arkansas-Pine Bluff	W	22-3 (5)

**Auburn**

AU leads 45-19

4-19-97	Auburn	L	4-7
4-19-97	Auburn	L	2-4
4-20-97	Auburn	L	4-9
4-20-97	Auburn	W	5-0
4-18-98	at Auburn	W	4-0
4-18-98	at Auburn	L	0-8
4-19-98	at Auburn	W	4-3
4-19-98	at Auburn	W	10-2
4-23-99	Auburn	L	6-7
4-23-99	Auburn	L	0-5
4-24-99	Auburn	L	5-6
4-24-99	Auburn	L	2-5
4-21-00	at Auburn	W	2-1 (9)
4-21-00	at Auburn	L	2-4
4-22-00	at Auburn	L	0-6
4-22-00	at Auburn	W	6-2
3-31-01	Auburn	L	0-4
3-31-01	Auburn	L	7-13 (10)
4-1-01	Auburn	W	3-2
3-30-02	at Auburn	L	0-4
3-30-02	at Auburn	L	0-3
3-31-02	at Auburn	L	0-4
3-22-03	Auburn	L	0-3
3-22-03	Auburn	L	0-2
3-23-03	Auburn	L	0-4

3-20-04	at No. 25 Auburn	L	0-5
3-20-04	at No. 25 Auburn	L	0-9
3-21-04	at No. 25 Auburn	W	3-1
3-19-05	No. 25 Auburn	W	2-0
3-19-05	No. 25 Auburn	L	0-4
3-20-05	No. 25 Auburn	L	3-4
5-6-06	at No. 20 Auburn	L	0-2
5-6-06	at No. 20 Auburn	W	5-4
5-7-06	at No. 20 Auburn	W	6-5
3-17-07	at Auburn	W	3-2
3-17-07	at Auburn	W	4-2
3-18-07	at Auburn	L	1-3
3-15-08	Auburn	L	0-3
3-15-08	Auburn	L	0-5
3-15-08	Auburn	L	2-3 (11)
3-7-09	at Auburn	L	8-9 (13)
3-7-09	at Auburn	L	3-4
3-8-09	at Auburn	L	5-8
4-24-10	Auburn	L	2-3
4-24-10	Auburn	L	0-3
4-25-10	Auburn	W	6-5
3-25-11	at No. 22 Auburn	L	1-4
3-26-11	at No. 22 Auburn	W	2-1
3-27-11	at No. 22 Auburn	L	0-8
3-30-12	No. 24 Auburn	L	5-9 (10)
3-31-12	No. 24 Auburn	L	4-7
4-1-12	No. 24 Auburn	W	6-1
4-5-13	at Auburn	L	0-9 (6)
4-6-13	at Auburn	L	1-2
4-7-13	at Auburn	W	11-9
3-14-15	No. 12 Auburn	L	3-14 (5)
3-15-15	No. 12 Auburn	L	3-7
3-16-15	No. 12 Auburn	L	2-10 (6)
4-7-17	at No. 5 Auburn	L	1-3
4-8-17	at No. 5 Auburn	W	10-4
4-9-17	at No. 5 Auburn	L	1-3
3-30-18	No. 10 Auburn	L	1-3
3-31-18	No. 10 Auburn	L	1-5
4-1-18	No. 10 Auburn	W	3-2 (8)

### Austin Peay

OM leads 3-0

2-25-11	Austin Peay	W	4-3 (8)
3-4-17	Austin Peay	W	6-0
3-6-19	Austin Peay	W	7-2

### Ball State

OM leads 3-1

3-5-99	vs. Ball State (Tampa, Fla.)	W	3-2
2-12-05	Ball State	W	8-0
2-25-06	vs. Ball State (Evansville, Ind.)	L	3-5
2-26-06	vs. Ball State (Evansville, Ind.)	W	7-1

### Baylor

BU leads 4-0

2-11-00	vs. Baylor (Arlington, Texas)	L	1-3
2-16-07	vs. No. 16 Baylor (Lafayette, La.)	L	0-5
2-18-07	vs. No. 16 Baylor (Lafayette, La.)	L	2-8
2-14-09	vs. Baylor (Waco, Texas)	L	2-3

### Belmont

OM leads 14-0

3-22-97	Belmont	W	7-1
3-22-97	Belmont	W	9-8
3-13-98	vs. Belmont (Tallahassee, Fla.)	W	10-2
2-20-99	Belmont	W	6-3
2-20-99	Belmont	W	6-0
3-1-08	Belmont	W	10-2
2-19-12	Belmont	W	9-1 (5)
3-3-12	Belmont	W	6-0
3-4-12	Belmont	W	5-0
3-12-13	at Belmont	W	10-2
3-4-16	Belmont	W	9-5

3-6-16	Belmont	W	8-0 (5)
4-11-18	Belmont	W	5-0
4-2-19	at Belmont	W	11-1 (5)

### Bethune-Cookman

OM leads 3-0

2-7-03	vs. Beth.-Cookman (St. Augustine, Fla.)	W	5-0
2-27-15	vs. Beth.-Cookman (Miami, Fla.)	W	6-5 (8)
2-28-15	vs. Beth.-Cookman (Miami, Fla.)	W	5-1

### Birmingham-Southern

OM leads 5-1

3-31-04	Birmingham-Southern	W	3-0
3-31-04	Birmingham-Southern	W	2-1 (8)
5-2-06	Birmingham-Southern	W	2-0
5-2-06	Birmingham-Southern	L	0-2
5-1-07	at Birmingham-Southern	W	5-0
5-1-07	at Birmingham-Southern	W	9-1

### Boise State

BSU leads 1-0

2-17-19	vs. Boise State (Los Angeles, Calif.)	L	4-6
---------	---------------------------------------	---	-----

### Boston College

BC leads 1-0

3-6-18	Boston College	L	2-8
--------	----------------	---	-----

### Bowling Green

OM leads 3-0

3-16-02	vs. Bowling Green (Kissimmee, Fla.)	W	9-1 (6)
2-21-14	Bowling Green	W	2-0
3-9-17	Bowling Green	W	8-1

### BYU

BYU leads 2-1

3-16-01	vs. BYU (Sacramento, Calif.)	L	0-6
2-19-09	vs. BYU (Palm Springs, Calif.)	W	4-2 (8)
2-11-11	vs. No. 16 BYU (Tempe, Ariz.)	L	5-9

### Buffalo

OM leads 1-0

2-22-14	Buffalo	W	8-0 (6)
---------	---------	---	---------

### Butler

OM leads 1-0

3-16-02	vs. Butler (Kissimmee, Fla.)	W	2-1 (8)
---------	------------------------------	---	---------

### California

Cal leads 1-0

2-20-09	vs. No. 9 California (Palm Springs, Calif.)	L	0-1
---------	---	---	-----

### California Baptist

OM leads 2-1

2-14-20	vs. California Baptist (Puerto Vallarta, Mexico)	L	2-4
2-28-20	California Baptist	W	8-2
3-1-20	California Baptist	W	6-2

### Cal Poly

OM leads 3-1

3-10-00	vs. Cal Poly (Fresno, Calif.)	W	5-0
2-24-07	vs. Cal Poly (Palm Springs, Calif.)	L	3-6
3-9-12	vs. Cal Poly (Palo Alto, Calif.)	W	6-4
2-25-19	vs. Cal Poly (Los Angeles, Calif.)	W	5-2

### Cal State Bakersfield

OM leads 1-0

2-12-11	vs. Cal St. Bakersfield (Tempe, Ariz.)	W	9-1
---------	--	---	-----

### Cal State Fullerton

CSF leads 2-1

2-26-00	vs. No. 17 CS-Fullerton (Norman, Okla.)	L	0-5
2-4-01	vs. No. 14 CS-Full. (Albuquerque, N.M.)	L	0-9
2-21-09	vs. CS-Fullerton (Palm Springs, Calif.)	W	3-0

### Centenary

OM leads 3-0

2-21-98	vs. Centenary (Monroe, La.)	W	7-2
2-26-10	Centenary	W	5-2
2-27-10	Centenary	W	8-3

### Central Arkansas

OM leads 11-2

3-18-08	Central Arkansas	W	6-2
4-22-09	Central Arkansas	W	3-2
4-22-09	Central Arkansas	W	8-1
3-3-10	Central Arkansas	W	7-6
4-29-10	Central Arkansas	W	11-1
3-16-11	at Central Arkansas	W	7-5
3-6-12	at Central Arkansas	L	5-6
2-15-13	vs. Central Arkansas (Mobile, Ala.)	L	2-4
3-15-16	Central Arkansas	W	7-0
4-4-17	Central Arkansas	W	1-0 (12)
4-10-18	Central Arkansas	W	9-3
2-27-19	at Central Arkansas	W	18-3 (6)
3-3-20	Central Arkansas	W	8-0 (5)

### Central Connecticut

OM leads 1-0

2-28-03	Central Connecticut	W	8-0 (5)
---------	---------------------	---	---------

### Central Michigan

Series tied 1-1

3-10-99	vs. Central Michigan (Tampa, Fla.)	L	0-2
3-7-03	vs. Central Michigan (Tampa, Fla.)	W	5-2

### Chattanooga

OM leads 3-1

3-2-12	Chattanooga	W	9-6
3-3-12	Chattanooga	L	3-5
3-3-18	Chattanooga	W	10-2 (5)
5-17-19	Chattanooga	W	12-0 (5)

### Coastal Carolina

OM leads 3-0

3-1-97	vs. Coastal Carolina (Tampa, Fla.)	W	2-1
3-3-07	Coastal Carolina	W	4-1
2-14-15	at Coastal Carolina	W	2-1

### Colgate

OM leads 2-0

2-24-17	vs. Colgate (DeLand, Fla.)	W	14-2 (5)
2-25-17	vs. Colgate (DeLand, Fla.)	W	8-2

### College of Charleston

CofC leads 1-0

2-16-14	at College of Charleston	L	0-2
---------	--------------------------	---	-----

### Colorado State

OM leads 4-2

2-2-01	vs. Colorado State (Albuquerque, N.M.)	W	9-3
2-2-01	vs. Colorado State (Albuquerque, N.M.)	L	2-5
2-18-02	Colorado State	L	2-5
2-18-02	Colorado State	W	2-0
3-10-12	vs. Colorado State (Palo Alto, Calif.)	W	5-2
2-13-20	vs. Colorado State (Puerto Vallarta, Mexico)	W	2-0

### Connecticut

OM leads 1-0

3-2-13	vs. Connecticut (Orlando, Fla.)	W	7-3
--------	---------------------------------	---	-----

### Creighton

OM leads 2-0

2-27-00	vs. Creighton (Norman, Okla.)	W	5-4
2-25-01	vs. Creighton (Stillwater, Okla.)	W	3-2 (8)

**CSUN**  
 CSUN leads 1-0  
 2-6-04 vs. CS-Northridge (Tucson, Ariz.) . . . . . L . . . . . 2-6

**Delaware**  
 OM leads 1-0  
 2-21-15 vs. Delaware (Petal, Miss.) . . . . . W . . . . . 12-4 (5)

**Delta State**  
 OM leads 3-0  
 2-18-97 at Delta State . . . . . W . . . . . 3-1  
 3-18-98 Delta State . . . . . W . . . . . 10-0  
 3-18-98 Delta State . . . . . W . . . . . 1-0

**DePaul**  
 DePaul leads 2-0  
 2-18-11 vs. No. 25 DePaul (Clearwater, Fla.) . . . . . L . . . . . 2-3  
 2-15-14 vs. DePaul (Charleston, S.C.) . . . . . L . . . . . 0-3

**Drake**  
 Series tied 1-1  
 3-1-03 Drake . . . . . L . . . . . 6-0  
 2-23-13 Drake . . . . . W . . . . . 2-1

**Eastern Kentucky**  
 OM leads 1-0  
 3-10-17 Eastern Kentucky . . . . . W . . . . . 12-6

**Eastern Illinois**  
 OM leads 2-0  
 2-20-16 vs. Eastern Illinois (Troy, Ala.) . . . . . W . . . . . 4-2  
 2-21-16 vs. Eastern Illinois (Troy, Ala.) . . . . . W . . . . . 8-0 (5)

**Evansville**  
 EU leads 8-5  
 2-19-00 Evansville . . . . . L . . . . . 1-3  
 2-19-00 Evansville . . . . . L . . . . . 7-8  
 2-20-00 Evansville . . . . . W . . . . . 4-0  
 2-17-01 Evansville . . . . . L . . . . . 0-5  
 2-18-01 Evansville . . . . . L . . . . . 0-1 (9)  
 2-16-02 Evansville . . . . . L . . . . . 3-6  
 2-17-02 Evansville . . . . . W . . . . . 2-0  
 3-2-03 Evansville . . . . . L . . . . . 1-2 (8)  
 2-26-05 Evansville . . . . . W . . . . . 5-0  
 2-26-05 Evansville . . . . . L . . . . . 0-1  
 2-27-05 Evansville . . . . . W . . . . . 2-0  
 2-25-06 at Evansville . . . . . L . . . . . 1-5  
 2-26-06 at Evansville . . . . . W . . . . . 3-0

**FIU**  
 Series tied 1-1  
 2-18-06 vs. FIU (Boca Raton, Fla.) . . . . . L . . . . . 1-3  
 2-27-15 at FIU . . . . . W . . . . . 5-0

**Florida**  
 UF leads 49-11  
 3-10-98 at Florida . . . . . L . . . . . 0-8  
 3-10-98 at Florida . . . . . L . . . . . 2-5  
 5-2-99 Florida . . . . . L . . . . . 0-3  
 5-2-99 Florida . . . . . L . . . . . 6-9  
 4-30-00 at Florida . . . . . L . . . . . 2-3  
 4-30-00 at Florida . . . . . L . . . . . 0-1 (10)  
 4-7-01 Florida . . . . . W . . . . . 2-0  
 4-7-01 Florida . . . . . L . . . . . 3-4  
 4-8-01 Florida . . . . . L . . . . . 2-4  
 4-6-02 Florida . . . . . W . . . . . 4-3  
 4-6-02 Florida . . . . . L . . . . . 0-2  
 4-7-02 Florida . . . . . W . . . . . 5-0  
 3-29-03 at No. 25 Florida . . . . . L . . . . . 1-2  
 3-29-03 at No. 25 Florida . . . . . L . . . . . 1-6  
 3-30-03 at No. 25 Florida . . . . . L . . . . . 2-3  
 3-27-04 No. 16 Florida . . . . . L . . . . . 1-4  
 3-27-04 No. 16 Florida . . . . . L . . . . . 0-3

3-28-04 No. 16 Florida . . . . . W . . . . . 1-0 (8)  
 3-25-05 at No. 14 Florida . . . . . L . . . . . 1-5  
 3-25-05 at No. 14 Florida . . . . . L . . . . . 0-12 (5)  
 3-26-05 at No. 14 Florida . . . . . L . . . . . 1-2  
 3-18-06 Florida . . . . . L . . . . . 0-9  
 3-18-06 Florida . . . . . L . . . . . 2-10  
 3-19-06 Florida . . . . . L . . . . . 1-8  
 3-31-07 No. 19 Florida . . . . . W . . . . . 2-1  
 3-31-07 No. 19 Florida . . . . . W . . . . . 4-2  
 4-1-07 No. 19 Florida . . . . . L . . . . . 4-8  
 3-08-08 at No. 5 Florida . . . . . L . . . . . 3-4  
 3-08-08 at No. 5 Florida . . . . . L . . . . . 3-4  
 3-09-08 at No. 5 Florida . . . . . L . . . . . 2-5  
 5-08-08 vs. No. 1 Florida (SECT - Baton Rouge, La.) . . . . . 0-1  
 3-14-09 No. 1 Florida . . . . . L . . . . . 0-2  
 3-14-09 No. 1 Florida . . . . . L . . . . . 0-12  
 3-15-09 No. 1 Florida . . . . . L . . . . . 0-4  
 3-13-10 at No. 4 Florida . . . . . L . . . . . 2-12  
 3-13-10 at No. 4 Florida . . . . . W . . . . . 6-4 (8)  
 3-14-10 at No. 4 Florida . . . . . L . . . . . 3-5  
 3-18-11 No. 2 Florida . . . . . L . . . . . 0-8  
 3-19-11 No. 2 Florida . . . . . L . . . . . 3-17  
 3-20-11 No. 2 Florida . . . . . L . . . . . 3-11  
 4-6-12 at No. 6 Florida . . . . . L . . . . . 0-5  
 4-7-12 at No. 6 Florida . . . . . L . . . . . 1-9 (5)  
 4-8-12 at No. 6 Florida . . . . . L . . . . . 3-14 (5)  
 3-29-13 No. 3 Florida . . . . . L . . . . . 1-4  
 3-31-13 No. 3 Florida . . . . . L . . . . . 0-8  
 3-31-13 No. 3 Florida . . . . . L . . . . . 7-8  
 3-7-14 at No. 1 Florida . . . . . W . . . . . 2-0  
 3-8-14 at No. 1 Florida . . . . . L . . . . . 3-10  
 3-9-14 at No. 1 Florida . . . . . L . . . . . 0-2  
 4-8-16 No. 2 Florida . . . . . L . . . . . 0-8 (6)  
 4-9-16 No. 2 Florida . . . . . L . . . . . 1-6  
 4-10-16 No. 2 Florida . . . . . L . . . . . 2-4  
 5-12-16 vs. No. 1 Florida (Starkville, Miss.) . . . . . L . . . . . 0-1  
 4-21-17 at No. 1 Florida . . . . . L . . . . . 0-2  
 4-22-17 at No. 1 Florida . . . . . L . . . . . 0-3  
 4-23-17 at No. 1 Florida . . . . . L . . . . . 0-5  
 5-11-17 vs. No. 1 Florida (Knoxville, Tenn.) . . . . . W . . . . . 2-0  
 3-29-19 No. 6 Florida . . . . . L . . . . . 2-5 (15)  
 3-30-19 No. 6 Florida . . . . . W . . . . . 8-4 (8)  
 3-31-19 No. 6 Florida . . . . . W . . . . . 3-1

**Florida A&M**  
 OM leads 3-0  
 2-9-02 vs. Florida A&M (St. Augustine, Fla.) . . . . . W . . . . . 7-1  
 2-17-08 vs. Florida A&M (Tampa, Fla.) . . . . . W . . . . . 8-1  
 2-8-18 vs. Florida A&M (Gulf Shores, Ala.) . . . . . W . . . . . 6-0

**Florida Atlantic**  
 FAU leads 4-0  
 3-6-98 vs. Florida Atlantic (Tampa, Fla.) . . . . . L . . . . . 4-5  
 2-17-06 at Florida Atlantic . . . . . L . . . . . 0-3  
 2-19-06 at Florida Atlantic . . . . . L . . . . . 3-5  
 2-20-10 Florida Atlantic (Boca Raton, Fla.) . . . . . L . . . . . 0-2

**Florida Gulf Coast**  
 FGCU leads 2-0  
 2-16-08 vs. FGCU (Tampa, Fla.) . . . . . L . . . . . 2-4  
 2-7-14 at FGCU . . . . . L . . . . . 2-3

**Florida State**  
 FSU leads 3-1  
 3-15-98 at Florida State . . . . . L . . . . . 2-4  
 3-10-00 vs. Florida State (Fresno, Calif.) . . . . . W . . . . . 3-2 (8)  
 2-10-12 at Florida State . . . . . L . . . . . 6-10  
 2-12-12 at Florida State . . . . . L . . . . . 0-8 (5)

**Fordham**  
 Series tied 1-1  
 2-18-11 vs. Fordham (Clearwater, Fla.) . . . . . W . . . . . 5-3  
 2-14-14 vs. Fordham (Charleston, S.C.) . . . . . L . . . . . 3-4

**Fresno State**  
 FS leads 3-1  
 3-12-99 vs. No. 3 Fresno State (Tallahassee, Fla.) . . . . . 2-5  
 3-10-00 at No. 8 Fresno State . . . . . L . . . . . 0-2  
 3-5-05 at No. 18 Fresno State . . . . . L . . . . . 1-4  
 2-7-15 vs. Fresno State (Tempe, Ariz.) . . . . . W . . . . . 4-0

**Furman**  
 OM leads 1-0  
 3-13-99 vs. Furman (Tallahassee, Fla.) . . . . . W . . . . . 10-2

**Georgetown**  
 OM leads 2-1  
 2-9-08 vs. Georgetown (Kennesaw, Ga.) . . . . . W . . . . . 4-3 (8)  
 2-8-14 vs. Georgetown (Fort Myers, Fla.) . . . . . W . . . . . 2-1  
 2-9-14 vs. Georgetown (Fort Myers, Fla.) . . . . . L . . . . . 2-9

**Georgia**  
 UGA leads 48-11  
 3-25-97 Georgia . . . . . W . . . . . 4-1  
 3-25-97 Georgia . . . . . L . . . . . 0-1  
 3-21-98 at Georgia . . . . . W . . . . . 6-0  
 3-21-98 at Georgia . . . . . L . . . . . 0-2  
 3-26-99 Georgia . . . . . L . . . . . 1-6  
 3-26-99 Georgia . . . . . L . . . . . 3-4 (10)  
 3-24-00 at Georgia . . . . . W . . . . . 4-2 (11)  
 3-24-00 at Georgia . . . . . W . . . . . 7-6  
 4-21-01 Georgia . . . . . L . . . . . 0-2  
 4-21-01 Georgia . . . . . L . . . . . 2-3  
 4-22-01 Georgia . . . . . W . . . . . 5-0  
 4-20-02 at No. 25 Georgia . . . . . L . . . . . 4-6  
 4-20-02 at No. 25 Georgia . . . . . L . . . . . 1-4  
 4-21-02 at No. 25 Georgia . . . . . W . . . . . 6-3 (8)  
 4-12-03 No. 10 Georgia . . . . . L . . . . . 0-1  
 4-12-03 No. 10 Georgia . . . . . L . . . . . 5-7  
 4-13-03 No. 10 Georgia . . . . . W . . . . . 6-5  
 4-10-04 at No. 5 Georgia . . . . . L . . . . . 3-7  
 4-10-04 at No. 5 Georgia . . . . . L . . . . . 0-8 (5)  
 4-11-04 at No. 5 Georgia . . . . . L . . . . . 3-7  
 4-9-05 No. 10 Georgia . . . . . L . . . . . 0-1 (9)  
 4-9-05 No. 10 Georgia . . . . . L . . . . . 0-4  
 4-10-05 No. 10 Georgia . . . . . L . . . . . 0-2  
 4-1-06 at No. 10 Georgia . . . . . L . . . . . 1-4  
 4-1-06 at No. 10 Georgia . . . . . L . . . . . 0-8  
 4-2-06 at No. 10 Georgia . . . . . L . . . . . 3-11  
 4-25-07 at Georgia . . . . . L . . . . . 3-4  
 4-25-07 at Georgia . . . . . L . . . . . 1-5  
 3-26-08 No. 15 Georgia . . . . . L . . . . . 2-4  
 3-26-08 No. 15 Georgia . . . . . L . . . . . 0-3  
 4-10-09 at No. 7 Georgia . . . . . L . . . . . 0-8 (5)  
 4-11-09 at No. 7 Georgia . . . . . L . . . . . 0-6  
 4-11-09 at No. 7 Georgia . . . . . L . . . . . 2-4  
 4-10-10 No. 12 Georgia . . . . . L . . . . . 5-9  
 4-10-10 No. 12 Georgia . . . . . L . . . . . 0-6  
 4-11-10 No. 12 Georgia . . . . . L . . . . . 5-6 (10)  
 4-15-11 at No. 4 Georgia . . . . . L . . . . . 3-7  
 4-16-11 at No. 4 Georgia . . . . . L . . . . . 1-10  
 4-17-11 at No. 4 Georgia . . . . . L . . . . . 2-3  
 3-23-12 No. 11 Georgia . . . . . L . . . . . 4-8  
 3-24-12 No. 11 Georgia . . . . . L . . . . . 0-9  
 3-25-12 No. 11 Georgia . . . . . L . . . . . 0-8  
 3-22-13 at No. 23 Georgia . . . . . L . . . . . 0-6  
 3-23-13 at No. 23 Georgia . . . . . L . . . . . 5-14 (5)  
 3-23-13 at No. 23 Georgia . . . . . L . . . . . 4-12 (6)  
 4-10-15 No. 12 Georgia . . . . . L . . . . . 0-8  
 4-11-15 No. 12 Georgia . . . . . L . . . . . 7-9 (9)  
 4-12-15 No. 12 Georgia . . . . . L . . . . . 0-4  
 5-6-15 vs. No. 14 Georgia (Baton Rouge, La.) . . . . . L . . . . . 0-11 (5)  
 4-29-16 at No. 14 Georgia . . . . . L . . . . . 0-8 (5)  
 4-30-16 at No. 14 Georgia . . . . . W . . . . . 1-0  
 5-1-16 at No. 14 Georgia . . . . . L . . . . . 3-10  
 5-11-16 vs. No. 18 Georgia (Starkville, Miss.) . . . . . W . . . . . 4-2  
 5-4-18 No. 5 Georgia . . . . . W . . . . . 4-3

5-5-18 No. 5 Georgia . . . . .W. . . . . 5-0  
 5-6-18 No. 5 Georgia . . . . .L. . . . . 1-5  
 5-3-19 at No. 14 Georgia . . . . .L. . . . . 0-1  
 5-5-19 at No. 14 Georgia . . . . .L. . . . . 5-6  
 5-5-19 at No. 14 Georgia . . . . .L. . . . . 0-8 (5)  
 ^ - Game two was suspended on 4/30 and completed on 5/1

### George Mason

OM leads 1-0  
 2-9-19 vs. George Mason (Orlando, Fla.) . . . . .W. . . . . 8-0 (5)

### Georgia State

OM leads 2-0  
 2-27-98 at Georgia State . . . . .W. . . . . 3-2  
 3-14-98 vs. Georgia State (Tallahassee, Fla.) . . . . .W. . . . . 2-1

### Georgia Tech

OM leads 3-2  
 4-26-97 Georgia Tech . . . . .W. . . . . 3-1  
 2-27-98 at Georgia Tech . . . . .L. . . . . 3-8  
 2-27-98 at Georgia Tech . . . . .W. . . . . 1-0  
 2-28-98 at Georgia Tech . . . . .W. . . . . 4-2  
 3-7-10 vs. #9 Georgia Tech (Woodstock, Ga.) . . . . .L. . . . . 0-1

### Grambling State

OM leads 2-1  
 2-18-97 vs. Grambling State (Cleveland, Miss.) . . . . .L. . . . . 2-4  
 2-10-06 vs. Grambling State (Lafayette, La.) . . . . .W. . . . . 12-1  
 2-11-06 vs. Grambling State (Lafayette, La.) . . . . .W. . . . . 8-0

### Hawaii

UH leads 3-1  
 2-7-13 at No. 23 Hawaii . . . . .L. . . . . 0-2  
 2-9-13 at No. 23 Hawaii . . . . .L. . . . . 0-2  
 2-12-16 at Hawaii . . . . .L. . . . . 0-3  
 2-13-16 at Hawaii . . . . .W. . . . . 6-5 (8)

### Hofstra

HU leads 2-1  
 3-6-98 vs. Hofstra (Tampa, Fla.) . . . . .L. . . . . 0-5  
 3-14-98 vs. Hofstra (Tallahassee, Fla.) . . . . .W. . . . . 2-0  
 2-18-08 vs. Hofstra (Tampa, Fla.) . . . . .L. . . . . 2-3 (8)

### Houston

UH leads 5-1  
 3-3-06 vs. Houston (Austin, Texas) . . . . .L. . . . . 0-8  
 3-4-06 vs. Houston (Austin, Texas) . . . . .L. . . . . 3-4 (9)  
 2-9-07 vs. Houston (Houston, Texas) . . . . .L. . . . . 2-4  
 2-10-07 vs. Houston (Houston, Texas) . . . . .L. . . . . 1-2  
 2-19-17 at Houston . . . . .W. . . . . 12-3 (5)  
 2-16-18 vs. Houston (Puerto Vallarta, Mexico) . . . . .L. . . . . 0-6

### Illinois

UI leads 2-0  
 3-9-03 vs. Illinois (Tampa, Fla.) . . . . .L. . . . . 0-4  
 2-8-20 vs. Illinois (Clearwater, Fla.) . . . . .L. . . . . 1-3

### Illinois-Chicago

OM leads 2-1  
 2-11-00 vs. #22 UIC (Arlington, Texas) . . . . .L. . . . . 0-2  
 3-9-03 vs. UIC (Tampa, Fla.) . . . . .W. . . . . 3-0  
 3-6-04 vs. UIC (Tampa, Fla.) . . . . .W. . . . . 2-0

### Illinois State

Series tied 1-1  
 3-12-00 vs. Illinois State . . . . .W. . . . . 7-3  
 2-12-05 Illinois State . . . . .L. . . . . 1-4

### Incarinate Word

OM leads 1-0  
 2-18-17 vs. Incarnate Word (Houston, Texas) . . . . .W. . . . . 11-1 (5)

### Indiana

Series tied 1-1  
 2-3-02 vs. Indiana (Albuquerque, N.M.) . . . . .W. . . . . 9-1  
 2-20-11 vs. Indiana (Clearwater, Fla.) . . . . .L. . . . . 3-7

### Indiana State

OM leads 1-0  
 2-14-04 Indiana State . . . . .W. . . . . 8-2

### Iowa

UI leads 2-1  
 3-6-99 vs. No. 23 Iowa (Tampa, Fla.) . . . . .W. . . . . 1-0  
 3-16-01 vs. No. 13 Iowa (Sacramento, Calif.) . . . . .L. . . . . 0-10  
 3-17-01 vs. No. 13 Iowa (Sacramento, Calif.) . . . . .L. . . . . 3-4

### Iowa State

OM leads 4-2  
 2-27-99 vs. Iowa State (Springfield, Mo.) . . . . .W. . . . . 4-0  
 2-28-99 vs. Iowa State (Springfield, Mo.) . . . . .W. . . . . 7-3  
 3-6-05 vs. Iowa State (Fresno, Calif.) . . . . .L. . . . . 3-4  
 2-17-07 vs. Iowa State (Lafayette, La.) . . . . .W. . . . . 7-0  
 2-13-15 vs. Iowa State (Conway, S.C.) . . . . .L. . . . . 2-4  
 2-14-15 vs. Iowa State (Conway, S.C.) . . . . .W. . . . . 13-5 (6)

### Jackson State

OM leads 9-1  
 3-26-02 Jackson State . . . . .W. . . . . 12-1  
 3-26-02 Jackson State . . . . .W. . . . . 20-0  
 2-4-03 Jackson State . . . . .W. . . . . 11-1  
 2-4-03 Jackson State . . . . .W. . . . . 8-0  
 3-27-12 vs. Jackson State (Ridgeland, Miss.) . . . . .L. . . . . 2-7  
 4-3-12 Jackson State . . . . .W. . . . . 5-2  
 2-17-13 vs. Jackson State (Mobile, Ala.) . . . . .W. . . . . 10-2 (6)  
 3-12-17 Jackson State . . . . .W. . . . . 10-1 (6)  
 2-28-20 Jackson State . . . . .W. . . . . 8-0 (5)  
 2-29-20 Jackson State . . . . .W. . . . . 9-1 (5)

### Jacksonville State

ISU leads 4-2  
 2-16-03 Jacksonville State . . . . .L. . . . . 1-6  
 3-2-08 Jacksonville State . . . . .W. . . . . 2-1  
 4-15-09 Jacksonville State . . . . .L. . . . . 1-5  
 4-23-00 at Jacksonville State . . . . .L. . . . . 3-4  
 3-29-17 at Jacksonville State . . . . .L. . . . . 4-5  
 4-26-17 Jacksonville State . . . . .W. . . . . 2-1

### James Madison

OM leads 1-0  
 3-11-12 vs. James Madison (Palo Alto, Calif.) . . . . .W. . . . . 3-2

### Kansas

Series tied 2-2  
 2-26-00 vs. Kansas (Norman, Okla.) . . . . .W. . . . . 8-1  
 2-3-01 vs. Kansas (Albuquerque, N.M.) . . . . .L. . . . . 4-5 (9)  
 2-7-03 vs. Kansas (St. Augustine, Fla.) . . . . .L. . . . . 1-2 (10)  
 2-14-14 vs. Kansas (Charleston, S.C.) . . . . .W. . . . . 6-2

### Kennesaw State

Series tied 1-1  
 3-2-07 Kennesaw State . . . . .W. . . . . 6-5  
 2-9-08 at Kennesaw State . . . . .L. . . . . 0-3

### Kent State

OM leads 1-0  
 3-4-05 vs. Kent State (Fresno, Calif.) . . . . .W. . . . . 2-1

### Kentucky

OM leads 32-26  
 2-15-97 Kentucky . . . . .W. . . . . 2-0  
 2-16-97 Kentucky . . . . .W. . . . . 3-0  
 4-13-97 at Kentucky . . . . .W. . . . . 3-0  
 4-13-97 at Kentucky . . . . .W. . . . . 6-5  
 4-11-98 Kentucky . . . . .W. . . . . 2-1

4-11-98 Kentucky . . . . .W. . . . . 5-3  
 4-18-99 at Kentucky . . . . .W. . . . . 3-1  
 4-18-99 at Kentucky . . . . .W. . . . . 10-1  
 4-14-00 Kentucky . . . . .L. . . . . 1-2  
 4-14-00 Kentucky . . . . .W. . . . . 3-1  
 3-24-01 at Kentucky . . . . .W. . . . . 12-0  
 3-24-01 at Kentucky . . . . .L. . . . . 1-7  
 3-25-01 at Kentucky . . . . .L. . . . . 1-9  
 3-23-02 Kentucky . . . . .W. . . . . 5-2  
 3-23-02 Kentucky . . . . .W. . . . . 9-4  
 3-24-02 Kentucky . . . . .W. . . . . 3-0  
 3-15-03 at Kentucky . . . . .W. . . . . 8-4  
 3-15-03 at Kentucky . . . . .L. . . . . 1-4  
 3-16-03 at Kentucky . . . . .W. . . . . 14-7  
 3-13-04 Kentucky . . . . .W. . . . . 3-0  
 3-13-04 Kentucky . . . . .L. . . . . 3-7  
 3-14-04 Kentucky . . . . .W. . . . . 9-0  
 3-12-05 at Kentucky . . . . .L. . . . . 3-5  
 3-12-05 at Kentucky . . . . .W. . . . . 4-1  
 3-12-05 at Kentucky . . . . .W. . . . . 11-3  
 4-29-06 Kentucky . . . . .W. . . . . 2-1  
 4-29-06 Kentucky . . . . .W. . . . . 1-0  
 4-30-06 Kentucky . . . . .W. . . . . 2-1 (10)  
 3-24-07 at Kentucky . . . . .W. . . . . 5-4  
 3-24-07 at Kentucky . . . . .L. . . . . 5-10  
 3-25-07 at Kentucky . . . . .L. . . . . 3-4  
 4-5-08 Kentucky . . . . .L. . . . . 1-3  
 4-5-08 Kentucky . . . . .W. . . . . 6-1  
 4-6-08 Kentucky . . . . .L. . . . . 2-4  
 4-4-09 at Kentucky . . . . .W. . . . . 4-1  
 4-4-09 at Kentucky . . . . .L. . . . . 5-6 (8)  
 4-5-09 at Kentucky . . . . .L. . . . . 5-7  
 5-8-10 Kentucky . . . . .L. . . . . 0-2 (8)  
 5-8-10 Kentucky . . . . .L. . . . . 2-4  
 5-9-10 Kentucky . . . . .W. . . . . 5-3  
 4-18-12 Kentucky . . . . .L. . . . . 1-3  
 4-18-12 Kentucky . . . . .L. . . . . 0-8 (5)  
 3-8-13 at No. 15 Kentucky . . . . .W. . . . . 3-1  
 3-9-13 at No. 15 Kentucky . . . . .L. . . . . 2-5  
 3-10-13 at No. 15 Kentucky . . . . .L. . . . . 2-5  
 4-11-14 No. 11 Kentucky . . . . .L. . . . . 1-3  
 4-12-14 No. 11 Kentucky . . . . .L. . . . . 1-3  
 4-13-14 No. 11 Kentucky . . . . .L. . . . . 4-11 (10)  
 3-18-16 at No. 13 Kentucky . . . . .W. . . . . 3-1  
 3-19-16 at No. 13 Kentucky . . . . .L. . . . . 1-3  
 3-20-16 at No. 13 Kentucky . . . . .L. . . . . 2-6  
 3-31-17 Kentucky . . . . .W. . . . . 7-1  
 4-1-17 Kentucky . . . . .L. . . . . 0-1  
 4-2-17 Kentucky . . . . .W. . . . . 4-0  
 4-5-19 at No. 22 Kentucky . . . . .L. . . . . 4-11  
 4-6-19 at No. 22 Kentucky . . . . .W. . . . . 8-4  
 4-7-19 at No. 22 Kentucky . . . . .W. . . . . 6-2 (8)  
 5-10-19 vs. No. 23 Kentucky (College Station, Texas) . . . . .L. . . . . 0-8 (5)

### Lamar

OM leads 1-0  
 2-15-13 vs. Lamar (Mobile, Ala.) . . . . .W. . . . . 11-1 (5)  
 2-9-18 vs. Lamar (Gulf Shores, Ala.) . . . . .W. . . . . 4-2 (8)

### Liberty

Series tied 1-1  
 2-8-14 vs. Liberty (Fort Myers, Fla.) . . . . .W. . . . . 5-1  
 2-9-20 vs. Liberty (Clearwater, Fla.) . . . . .L. . . . . 2-4

### Lipscomb

LU leads 1-0  
 2-9-18 vs. Lipscomb (Gulf Shores, Ala.) . . . . .L. . . . . 0-3

### LIU Brooklyn

Series tied 1-1  
 3-5-04 vs. LIU-Brooklyn (Tampa, Fla.) . . . . .W. . . . . 12-2  
 2-18-06 vs. LIU-Brooklyn (Boca Raton, Fla.) . . . . .L. . . . . 2-4

## Long Beach State

OM leads 2-0

5-18-18	vs. Long Beach State (Tempe, Ariz.)	W	9-1
5-19-18	vs. Long Beach State (Tempe, Ariz.)	W	1-0

## Louisiana

UL leads 10-2

5-1-99	No. 6 SW Louisiana	L	0-3
5-1-99	No. 6 SW Louisiana	L	0-5
4-4-00	at No. 16 Louisiana	L	1-7
4-4-00	at No. 16 Louisiana	L	4-5
2-4-05	at No. 7 Louisiana	L	0-3
2-5-05	at No. 7 Louisiana	L	2-6
2-11-06	at No. 18 Louisiana	L	0-2
2-12-06	at No. 18 Louisiana	L	0-6
2-16-07	at No. 13 Louisiana	L	1-3
2-6-09	at No. 6 Louisiana	L	0-7
2-7-09	at No. 6 Louisiana	W	4-2
2-8-09	at No. 6 Louisiana	W	4-0
5-18-19	No. 7 Louisiana	L	0-2
5-19-19	No. 7 Louisiana	W	5-1
5-19-19	No. 7 Louisiana	W	5-4
2-22-20	vs. No. 11 Louisiana (Birmingham, Ala.)	L	3-5
2-23-20	vs. No. 11 Louisiana (Birmingham, Ala.)	L	1-8

## Louisiana Tech

OM leads 8-4

2-22-97	vs. Louisiana Tech (Monroe, La.)	L	0-10
4-26-97	Louisiana Tech	W	6-5 (8)
3-1-08	Louisiana Tech	W	4-0
5-2-08	Louisiana Tech	L	4-5
5-2-08	Louisiana Tech	W	3-0
4-29-09	at Louisiana Tech	W	5-4
4-29-09	at Louisiana Tech	L	1-9 (5)
2-25-11	Louisiana Tech	L	4-6
3-5-11	vs. Louisiana Tech (Denton, Texas.)	W	8-0
3-19-14	Louisiana Tech	W	3-0
5-4-16	at Louisiana Tech	W	3-1
3-1-17	Louisiana Tech	W	4-3 (8)

## Louisville

OM leads 2-1

2-23-08	at Louisville	W	2-0
4-18-15	Louisville	W	5-2
2-7-20	vs. Louisville (Clearwater, Fla.)	L	2-4

## Loyola Marymount

OM leads 2-1

2-19-09	vs. Loyola Marymount (Palm Springs, Calif.)	L	6-8
2-10-17	vs. Loyola Marymount (Fullerton, Calif.)	W	2-0
2-12-17	vs. Loyola Marymount (Fullerton, Calif.)	W	8-1

## LSU

LSU leads 53-12

3-29-97	at LSU	L	2-6
3-29-97	at LSU	L	1-4
3-30-97	at LSU	L	1-4
3-30-97	at LSU	L	2-13
3-28-98	LSU	L	3-4
3-29-98	LSU	W	6-5
3-29-98	LSU	L	2-6
3-29-98	LSU	L	0-9
4-2-99	at No. 11 LSU	W	2-1
4-2-99	at No. 11 LSU	L	0-2
4-3-99	at No. 11 LSU	L	1-9
4-3-99	at No. 11 LSU	L	0-2
3-31-00	No. 9 LSU	L	3-5 (8)
3-31-00	No. 9 LSU	L	0-3
4-1-00	No. 9 LSU	L	1-7
4-1-00	No. 9 LSU	L	0-1
4-28-01	at No. 5 LSU	L	0-8
4-28-01	at No. 5 LSU	L	1-8
4-29-01	at No. 5 LSU	L	1-11

4-27-02	No. 3 LSU	L	0-1
4-27-02	No. 3 LSU	L	0-4
4-28-02	No. 3 LSU	L	0-3
4-28-03	at No. 11 LSU	L	6-10
4-28-03	at No. 11 LSU	L	0-3
4-29-03	at No. 11 LSU	L	3-6
4-17-04	No. 3 LSU	L	1-2 (10)
4-17-04	No. 3 LSU	L	0-5
4-18-04	No. 3 LSU	L	1-5
4-16-05	at LSU	L	0-2
4-16-05	at LSU	L	1-3
4-17-05	at LSU	L	2-4
3-11-06	No. 13 LSU	L	1-6
3-11-06	No. 13 LSU	L	1-2
3-12-06	No. 13 LSU	L	0-10
3-10-07	No. 9 LSU	W	2-1
3-10-07	No. 9 LSU	L	0-2
3-11-07	No. 9 LSU	L	0-4
4-12-08	at No. 12 LSU	L	5-8
4-12-08	at No. 12 LSU	W	3-1
4-13-08	at No. 12 LSU	W	2-0
3-24-09	No. 17 LSU	W	3-2 (10)
3-24-09	No. 17 LSU	L	2-5
3-17-10	at No. 14 LSU	L	1-7
3-17-10	at No. 14 LSU	L	1-2
4-22-11	No. 23 LSU	L	0-8
4-23-11	No. 23 LSU	L	0-4
4-24-11	No. 23 LSU	L	0-4
4-20-12	at No. 23 LSU	L	0-4
4-21-12	at No. 23 LSU	L	1-2
4-22-12	at No. 23 LSU	W	1-0
2-13-13	No. 10 LSU	L	1-9 (6)
4-25-14	No. 24 LSU	L	1-10 (5)
4-26-14	No. 24 LSU	L	1-3
4-27-14	No. 24 LSU	L	4-13 (5)
4-3-15	at No. 2 LSU	L	2-5
4-4-15	at No. 2 LSU	L	0-8 (5)
4-4-15	at No. 2 LSU	L	2-8
4-14-17	No. 11 LSU	W	1-0 (8)
4-14-17	No. 11 LSU	W	1-0
4-15-17	No. 11 LSU	W	3-2
5-13-17	vs. No. 21 LSU (Knoxville, Tenn.)	W	5-1
4-6-18	at No. 14 LSU	L	1-2 (19)
4-7-18	at No. 14 LSU	L	0-1
4-8-18	at No. 14 LSU	W	3-1
5-9-18	vs. No. 13 LSU (Columbia, Mo.)	L	1-4

## Marshall

OM leads 2-0

3-13-98	vs. Marshall (Tallahassee, Fla.)	W	6-5
2-8-02	vs. Marshall (St. Augustine, Fla.)	W	3-1

## Maryland

OM leads 2-0

2-20-10	vs. Maryland (Boca Raton, Fla.)	W	2-0
2-21-10	vs. Maryland (Boca Raton, Fla.)	W	2-1

## McNeese State

MSU leads 4-2

3-26-97	McNeese State	L	3-4
3-26-97	McNeese State	L	0-1
2-22-04	vs. McNeese State (Thibodaux, La.)	L	1-2
2-6-05	vs. McNeese State (Lafayette, La.)	W	9-5
2-22-13	McNeese State	W	9-8 (8)
2-19-16	vs. McNeese State (Troy, Ala.)	L	1-2

## Memphis

OM leads 6-2

2-12-06	vs. Memphis (Lafayette, La.)	L	0-11
2-21-15	vs. Memphis (Petal, Miss.)	W	8-2
3-3-15	Memphis	W	8-0 (5)
3-22-16	at Memphis	W	7-3
4-19-16	Memphis	W	5-3
4-12-17	Memphis	W	4-0
3-20-18	at Memphis	L	3-9
3-13-19	Memphis	W	8-0 (6)

## Mercer

Series tied 1-1

3-5-04	vs. Mercer (Tampa, Fla.)	L	0-2
3-5-10	vs. Mercer (Woodstock, Ga.)	W	11-0 (5)

## Miami (OH)

Miami leads 1-0

3-13-99	vs. Miami (Tallahassee, Fla.)	L	7-8
---------	-------------------------------	---	-----

## Michigan

UM leads 1-0

2-9-07	vs. No. 11 Michigan (Houston, Texas)	L	1-3
--------	--------------------------------------	---	-----

## Michigan State

MSU leads 3-2

2-28-97	vs. Michigan State (Tampa, Fla.)	L	0-1
3-1-97	vs. Michigan State (Tampa, Fla.)	L	3-6
3-7-98	Michigan State	W	6-4
2-28-15	vs. Michigan State (Miami, Fla.)	W	4-3
3-1-15	vs. Michigan State (Miami, Fla.)	L	3-9 (8)

## Middle Tennessee

OM leads 5-3

4-11-97	at Middle Tennessee	W	3-2
4-11-97	at Middle Tennessee	L	0-2
2-25-98	Middle Tennessee	W	3-2
2-25-98	Middle Tennessee	L	5-12
2-8-08	vs. Middle Tennessee (Kennesaw, Ga.)	W	4-0
4-13-11	Middle Tennessee	W	2-0
4-13-11	Middle Tennessee	L	1-2
2-24-13	Middle Tennessee	W	11-0 (5)

## Minnesota

Series tied, 2-2

3-4-99	vs. Minnesota (College Station, Texas)	W	6-2
3-5-99	vs. Minnesota (College Station, Texas)	L	2-4
2-19-10	vs. Minnesota (Boca Raton, Fla.)	L	0-1
2-9-19	vs. Minnesota (Orlando, Fla.)	W	3-1

## Mississippi State

MSU leads 40-29

3-5-97	at Mississippi State	W	3-2
3-5-97	at Mississippi State	L	1-2 (8)
4-30-97	Mississippi State	W	1-0 (9)
4-30-97	Mississippi State	W	4-1
4-1-98	Mississippi State	L	0-7
4-1-98	Mississippi State	L	3-5
4-25-98	at Mississippi State	L	0-11
4-25-98	at Mississippi State	L	3-4
3-19-99	Mississippi State	W	5-4
3-19-99	Mississippi State	W	4-1
3-20-99	Mississippi State	L	0-8
3-20-99	Mississippi State	W	8-0
3-17-00	at No. 21 Mississippi State	L	3-4
3-17-00	at No. 21 Mississippi State	L	4-7
3-18-00	at No. 21 Mississippi State	L	1-3
3-18-00	at No. 21 Mississippi State	W	6-0
3-27-01	Mississippi State	L	1-2
3-27-01	Mississippi State	L	5-7 (11)
3-28-01	Mississippi State	L	0-12
4-10-02	at Mississippi State	L	0-1
4-10-02	at Mississippi State	L	1-8

4-11-02	at Mississippi State	L	0-1
4-9-03	Mississippi State	L	0-14
4-9-03	Mississippi State	W	6-5
4-10-03	Mississippi State	W	10-8
4-20-04	at Mississippi State	L	0-8
4-20-04	at Mississippi State	L	1-2
4-21-04	at Mississippi State	L	2-7
4-14-05	at Mississippi State	W	2-0
4-19-05	Mississippi State	L	0-4
4-26-05	vs. Mississippi State (Jackson, Miss.)	W	4-0
4-5-06	vs. No. 25 Miss. St. (Ridgeland, Miss.)	W	2-1
4-11-06	No. 25 Mississippi State	W	6-5
4-26-06	at Mississippi State	W	1-0
3-28-07	vs. Mississippi State (Madison, Miss.)	L	2-5
4-6-07	at Mississippi State	W	3-2
4-7-07	at Mississippi State	L	4-7
4-7-07	at Mississippi State	L	0-8 (6)
3-21-08	No. 21 Mississippi State	L	3-5
3-21-08	No. 21 Mississippi State	L	2-3
3-21-08	No. 21 Mississippi State	L	3-8
3-21-08	vs. No. 24 Miss. St. (Ridgeland, Miss.)	W	2-1
4-1-09	vs. Mississippi State (Madison, Miss.)	W	8-3
5-2-09	at Mississippi State	L	2-6
5-2-09	at Mississippi State	L	0-8 (5)
3-20-10	Mississippi State	W	6-4
3-20-10	Mississippi State	W	9-2
3-21-10	Mississippi State	L	5-11
4-1-11	at Mississippi State	W	6-0
4-2-11	at Mississippi State	L	0-3
4-3-11	at Mississippi State	L	3-9
4-13-12	Mississippi State	L	3-5
4-14-12	Mississippi State	L	1-2
4-15-12	Mississippi State	L	3-10
4-12-13	at Mississippi State	L	1-5
4-13-13	at Mississippi State	L	5-6
4-14-13	at Mississippi State	L	0-8 (6)
3-20-15	No. 24 Mississippi State	L	6-8
3-21-15	No. 24 Mississippi State	W	8-7 (9)
3-21-15	No. 24 Mississippi State	W	14-8
4-2-16	at Mississippi State	W	4-3
4-3-16	at Mississippi State	L	0-1 (8)
4-4-16	at Mississippi State	W	9-5
3-22-17	Mississippi State	W	2-0
5-10-17	vs. Mississippi State (Knoxville, Tenn.)	W	2-1
4-15-18	No. 23 Mississippi State	L	0-5
4-15-18	No. 23 Mississippi State	L	0-6
4-16-18	No. 23 Mississippi State	W	7-6
4-19-19	at Mississippi State	W	21-0 (5)
4-19-19	at Mississippi State	L	0-6
4-20-19	at Mississippi State	W	3-1 (8)
5-9-19	vs. Mississippi State (College Station, Texas)	W	9-4

### Mississippi Valley State

OM leads 11-2			
4-16-97	Mississippi Valley State	W	12-0
4-16-97	Mississippi Valley State	W	22-1
3-29-06	Mississippi Valley State	W	5-4 (10)
4-19-06	at Mississippi Valley State	W	5-3 (8)
2-27-07	at Mississippi Valley State	L	0-2
4-11-07	Mississippi Valley State	W	4-0
2-22-11	Mississippi Valley State	W	6-1
4-24-12	Mississippi Valley State	L	1-4
2-24-13	Mississippi Valley State	W	2-1
3-25-15	Mississippi Valley State	W	7-2
4-29-15	at Mississippi Valley State	W	9-0 (6)
3-3-17	Mississippi Valley State	W	8-0 (5)
2-19-20	Mississippi Valley State	W	11-0 (5)

### Missouri

UM leads 15-5			
2-15-97	Missouri	L	3-7
2-16-97	Missouri	L	0-4
3-15-13	No. 8 Missouri	L	0-11 (5)

3-16-13	No. 8 Missouri	L	1-6
3-17-13	No. 8 Missouri	L	0-12 (5)
4-18-14	at No. 13 Missouri	L	3-5
4-18-14	at No. 13 Missouri	L	0-2
4-19-14	at No. 13 Missouri	L	1-9 (6)
3-11-16	No. 13 Missouri	L	3-5
3-13-16	No. 13 Missouri	L	0-2
3-13-16	No. 13 Missouri	W	9-5
5-5-17	at Missouri	W	6-0
5-6-17	at Missouri	W	12-4 (6)
5-7-17	at Missouri	L	3-2 (9)
4-12-19	Missouri	W	7-5 (8)
4-13-19	Missouri	W	1-0
4-14-19	Missouri	L	2-5
3-6-20	at No. 23 Missouri	L	1-9 (6)
3-7-20	at No. 23 Missouri	L	1-6
3-8-20	at No. 23 Missouri	L	1-3

### Missouri State (SW Missouri State)

OM leads 4-3			
3-15-97	vs. SW Missouri State (Stillwater, Okla.)	L	2-4
2-27-99	at SW Missouri State	L	1-2
2-28-99	at SW Missouri State	W	4-1
2-25-00	vs. SW Missouri State (Norman, Okla.)	W	8-3
2-17-01	SW Missouri State	W	1-0
2-17-06	vs. Missouri State (Boca Raton, Fla.)	L	0-1
2-29-20	Missouri State	W	1-0

### Murray State

OM leads 2-1			
2-26-10	Murray State	W	9-1
2-19-12	Murray State	L	6-11
2-23-18	vs. Murray State (Troy, Ala.)	W	4-2

### NC State

NCSU leads 1-0			
2-7-20	vs. NC State (Clearwater, Fla.)	L	2-3

### Nebraska

OM leads 1-0			
2-23-08	vs. Nebraska (Louisville, Ky.)	W	2-0

### New Mexico

UNM leads 5-2			
3-3-00	vs. New Mexico (College Station, Texas)	L	2-6
3-4-00	vs. New Mexico (College Station, Texas)	L	0-8
2-1-01	at New Mexico	L	3-4
2-1-01	at New Mexico	L	0-4
2-1-02	vs. New Mexico (Albuquerque, N.M.)	W	10-9 (11)
2-7-04	vs. New Mexico (Tucson, Ariz.)	L	0-1 (8)
2-15-09	vs. New Mexico (Waco, Texas)	W	6-3

### New Mexico State

OM leads 1-0			
3-4-99	vs. New Mexico State (Tampa, Fla.)	W	2-0

### Nicholls

OM leads 12-5			
2-23-97	vs. Nicholls (Monroe, La.)	L	0-1
2-22-98	Nicholls	L	0-4
4-4-99	at Nicholls	W	1-0
4-4-99	at Nicholls	W	4-1
2-19-00	Nicholls	W	4-0
2-20-00	Nicholls	W	3-1
2-20-00	Nicholls	W	3-1
2-27-00	vs. Nicholls (Norman, Okla.)	W	9-2
2-10-01	Nicholls	W	4-1
2-11-01	Nicholls	W	7-4
2-17-02	Nicholls	W	7-0
2-16-03	Nicholls	L	0-1
2-21-04	at Nicholls	L	1-3 (8)
2-22-04	at Nicholls	L	1-3
3-4-17	Nicholls	W	6-5

3-1-19	Nicholls	W	6-0
3-2-19	Nicholls	W	2-0

### Notre Dame

ND leads 2-0			
2-25-07	vs. Notre Dame (Palm Springs, Calif.)	L	1-3
2-8-20	vs. Notre Dame (Clearwater, Fla.)	L	5-7

### North Alabama

OM leads 1-0			
2-25-20	North Alabama	W	6-2

### North Carolina

UNC leads 2-1			
2-28-04	at North Carolina	L	1-2
2-29-04	at North Carolina	L	0-3
5-21-17	vs. North Carolina (Oxford, Miss.)	W	7-2

### North Dakota State

NDSU leads 1-0			
2-11-17	vs. North Dakota State (Fullerton, Calif.)	L	0-1

### North Florida

OM leads 1-0			
2-27-09	vs. North Florida (Oxford, Miss.)	W	7-3

### North Texas

UNT leads 1-0			
3-5-11	at North Texas	L	3-4

### Northern Colorado

OM leads 1-0			
2-22-14	Northern Colorado	W	2-0

### Northern Illinois

OM leads 1-0			
3-1-03	Northern Illinois	W	4-3

### Northern Iowa

OM leads 2-0			
2-26-16	Northern Iowa	W	5-0
2-28-16	Northern Iowa	W	1-0

### Northwestern State

OM leads 3-1			
2-28-98	vs. NW State (Atlanta, Ga.)	L	0-10
2-18-05	vs. NW State (College Station, Texas)	W	3-2
2-19-05	vs. NW State (College Station, Texas)	W	11-4
2-14-09	vs. NW State (Waco, Texas)	W	10-0 (5)

### Ohio

OM leads 1-0			
2-12-10	vs. Ohio (Tempe, Ariz.)	W	7-3

### Ohio State

OSU leads 1-0			
2-8-19	vs. Ohio State (Orlando, Fla.)	L	2-4

### Oklahoma

OU leads 6-0			
2-21-97	vs. Oklahoma (Monroe, La.)	L	2-11
2-12-99	vs. No. 12 Oklahoma (Arlington, Texas)	L	3-13
2-25-00	at No. 8 Oklahoma	L	4-12
5-21-16	at No. 3 Oklahoma	L	1-9 (5)
5-22-16	at No. 3 Oklahoma	L	0-3
2-17-17	vs. No. 4 Oklahoma (Houston, Texas)	L	8-11

### Oklahoma City

OC leads 1-0			
2-23-97	vs. Oklahoma City (Monroe, La.)	L	1-6

## Oklahoma State

OSU leads 9-4

3-15-97	at Oklahoma State	L	0-4
3-16-97	at Oklahoma State	L	0-7
2-15-98	vs. Oklahoma State (Arlington, Texas)	L	0-5
3-6-99	vs. Oklahoma State (Tampa, Fla.)	W	5-4
2-25-01	at Oklahoma State	L	0-6
3-25-16	at Oklahoma State	L	6-9
3-25-16	at Oklahoma State	L	6-8
3-11-17	Oklahoma State	L	1-5
3-16-19	No. 18 Oklahoma State	W	8-4
3-17-19	No. 18 Oklahoma State	W	10-1 (5)
2-21-20	vs. No. 14 Oklahoma State (Birmingham, Ala.)	W	8-5

## Oregon

Series tied 1-1

2-11-11	vs. No. 16 Oregon (Tempe, Ariz.)	L	1-4
2-17-18	vs. No. 3 Oregon (Puerto Vallarta, Mexico)	W	1-0 (9)

## Oregon State

OM leads 2-1

2-12-10	vs. Oregon State (Tempe, Ariz.)	W	6-3
2-5-15	vs. Oregon State (Tempe, Ariz.)	L	1-2
2-16-19	vs. Oregon State (Los Angeles, Calif.)	W	2-0

## Pacific

Series tied 1-1

3-8-03	vs. Pacific (Tampa, Fla.)	L	4-8
2-11-17	vs. Pacific (Fullerton, Calif.)	W	9-0 (5)

## Penn

OM leads 1-0

3-1-13	vs. Penn (Orlando, Fla.)	W	2-1
--------	--------------------------	---	-----

## Penn State

OM leads 2-0

3-4-16	Penn State	W	4-3 (8)
3-5-16	Penn State	W	7-6

## Pitt

OM leads 4-0

3-6-03	vs. Pittsburgh (Tampa, Fla.)	W	4-0
2-19-10	vs. Pittsburgh (Boca Raton, Fla.)	W	3-0
3-1-19	Pitt	W	6-1
3-2-19	Pitt	W	4-3

## Prairie View A&M

OM leads 1-0

2-5-05	vs. PVAMU (Lafayette, La.)	W	9-6
--------	----------------------------	---	-----

## Portland State

OM leads 1-0

2-13-10	vs. Portland State (Tempe, Ariz.)	W	5-3
---------	-----------------------------------	---	-----

## Purdue

PU leads 4-1

3-14-98	vs. Purdue (Tallahassee, Fla.)	L	1-3
2-9-02	vs. Purdue (St. Augustine, Fla.)	L	0-1
3-6-03	vs. Purdue (Tampa, Fla.)	L	5-7
3-4-04	vs. Purdue (Tampa, Fla.)	L	1-2 (8)
2-17-07	vs. Purdue (Lafayette, La.)	W	6-4

## Rhode Island

OM leads 3-0

3-7-10	vs. Rhode Island (Woodstock, Ga.)	W	7-2
2-18-17	vs. Rhode Island (Houston, Texas)	W	13-0 (5)
2-19-17	vs. Rhode Island (Houston, Texas)	W	18-4 (5)

## Robert Morris

OM leads 2-1

3-1-97	vs. Robert Morris (Tampa, Fla.)	W	2-1
3-7-98	vs. Robert Morris (Tampa, Fla.)	W	3-2
3-9-99	vs. Robert Morris (Tampa, Fla.)	L	3-4

## Rutgers

OM leads 1-0

2-17-18	vs. Rutgers (Puerto Vallarta, Mexico)	W	9-1 (6)
---------	---------------------------------------	---	---------

## Sacramento State

OM leads 1-0

3-17-01	at Sacramento State	W	2-1
---------	---------------------	---	-----

## Saint Louis

Series tied 1-1

3-1-98	vs. Saint Louis (Atlanta, Ga.)	L	1-2
2-23-14	Saint Louis	W	5-3
3-3-18	Saint Louis	W	3-1

## Saint Mary's

OM leads 4-0

2-7-13	vs. Saint Mary's (Honolulu, Hawaii)	W	10-2
2-9-13	vs. Saint Mary's (Honolulu, Hawaii)	W	7-2
2-12-16	vs. Saint Mary's (Honolulu, Hawaii)	W	5-0
2-13-16	vs. Saint Mary's (Honolulu, Hawaii)	W	10-2 (6)

## Sam Houston State

OM leads 3-0

2-4-05	vs. Sam Houston State (Lafayette, La.)	W	5-2 (8)
2-23-19	vs. Sam Houston State (Austin, Texas)	W	5-1
2-24-19	vs. Sam Houston State (Austin, Texas)	W	2-1

## Samford

OM leads 12-3

4-3-97	Samford	L	3-10
4-3-97	Samford	W	8-0
4-17-98	Samford	W	7-2
4-17-98	Samford	L	1-2
2-17-01	Samford	L	1-4
2-18-01	Samford	W	2-0 (8)
2-22-05	Samford	W	7-1
2-22-05	Samford	W	2-1 (8)
4-15-10	at Samford	W	7-3
4-15-10	at Samford	W	3-1
3-20-13	Samford	W	3-0
4-8-15	at Samford	W	13-8
3-29-16	Samford	W	5-4
3-15-19	Samford	W	15-2 (5)
3-17-19	Samford	W	6-3

## San Jose State

SISU leads 3-1

3-15-01	vs. San Jose State (Sacramento, Calif.)	L	1-2
3-18-01	vs. San Jose State (Sacramento, Calif.)	L	1-2
2-10-11	vs. San Jose State (Tempe, Ariz.)	L	2-3
2-5-15	vs. San Jose State (Tempe, Ariz.)	W	6-5

## Santa Clara

OM leads 1-0

3-6-05	vs. Santa Clara (Fresno, Calif.)	W	1-0
--------	----------------------------------	---	-----

## SIUE

OM leads 3-1

2-27-10	SIUE	L	4-5
2-28-10	SIUE	W	4-2 (8)
2-25-18	SIUE	W	1-0
2-26-18	SIUE	W	6-1

## South Alabama

USA leads 2-1

3-11-08	South Alabama	W	3-1
2-26-11	South Alabama	L	2-10
2-16-13	at South Alabama	L	2-4

## South Carolina

USC leads 33-21

3-23-97	South Carolina	L	0-6
3-23-97	South Carolina	L	0-3

3-22-98	at South Carolina	L	0-4
3-22-98	at South Carolina	L	0-5
3-7-99	vs. No. 9 South Carolina (Tampa, Fla.)	L	0-2
3-27-99	No. 10 South Carolina	L	5-6
3-27-99	No. 10 South Carolina	L	2-11
3-25-00	at No. 17 South Carolina	W	1-0 (9)
3-25-00	at No. 17 South Carolina	L	2-10
5-4-02	at South Carolina	L	4-5
5-4-02	at South Carolina	L	0-10
5-5-02	at South Carolina	L	0-4
4-26-03	No. 18 South Carolina	L	2-6
4-26-03	No. 18 South Carolina	L	0-1
4-27-03	No. 18 South Carolina	W	7-6
4-24-04	at No. 25 South Carolina	W	3-1
4-24-04	at No. 25 South Carolina	L	1-2
4-25-04	at No. 25 South Carolina	W	2-1
4-23-05	South Carolina	W	4-1
4-23-05	South Carolina	L	2-5
4-24-05	South Carolina	L	0-2
4-22-06	at South Carolina	L	2-3 (10)
4-22-06	at South Carolina	L	0-2
4-23-06	at South Carolina	W	5-4
4-5-07	at South Carolina	W	1-0
4-5-07	at South Carolina	L	0-1 (9)
4-6-07	at South Carolina	L	0-1 (8)
4-26-08	South Carolina	W	2-1 (9)
4-26-08	South Carolina	W	3-0
4-26-08	South Carolina	W	1-0
3-18-09	at South Carolina	L	1-2 (11)
3-18-09	at South Carolina	W	12-8
3-10-10	South Carolina	W	3-0
3-10-10	South Carolina	W	6-3
3-11-11	at South Carolina	L	7-10
3-12-11	at South Carolina	L	5-9
3-13-11	at South Carolina	L	1-7
5-4-12	South Carolina	W	1-0
5-5-12	South Carolina	W	6-3
5-6-12	South Carolina	W	3-2
3-29-14	at South Carolina	L	5-9
3-30-14	at South Carolina	L	5-13 (6)
3-31-14	at South Carolina	L	6-7
4-24-15	South Carolina	L	2-10
4-25-15	South Carolina	W	5-2
4-26-15	South Carolina	L	7-10
4-15-16	at South Carolina	W	5-2
4-16-16	at South Carolina	W	2-0
4-17-16	at South Carolina	L	5-7
3-16-18	No. 17 South Carolina	L	3-7
3-17-18	No. 17 South Carolina	L	2-5
3-18-18	No. 17 South Carolina	W	1-0
3-23-19	at No. 16 South Carolina	L	0-2
3-24-19	at No. 16 South Carolina	W	2-0 (8)

## South Florida

USF leads 4-3

2-28-97	at South Florida	L	4-5
3-4-99	at No. 11 South Florida	W	3-1
3-4-04	at No. 22 South Florida	L	1-4
2-16-08	at South Florida	L	0-3
2-19-11	vs. South Florida (Clearwater, Fla.)	L	0-8
2-24-17	vs. No. 23 South Florida (DeLand, Fla.)	W	8-0 (6)
2-26-17	vs. No. 23 South Florida (DeLand, Fla.)	W	12-1 (5)

### Southwest Texas State

Series tied 1-1

2-14-98	vs. SW Texas State (Arlington, Texas)	W	9-8
2-12-00	vs. SW Texas State (Arlington, Texas)	L	0-5

### St. Bonaventure

OM leads 1-0

2-13-15	vs. St. Bonaventure (Conway, S.C.)	W	9-2
---------	------------------------------------	---	-----

### St. Johns

SI leads 1-0

3-3-05	vs. St. Johns (Fresno, Calif.)	L	6-8
--------	--------------------------------	---	-----

### Stanford

Stanford leads 2-0

3-9-12	at No. 10 Stanford	L	5-13 (5)
3-10-12	at No. 10 Stanford	L	4-8

### Stephen F. Austin

OM leads 8-2

2-12-99	vs. Stephen F. Austin (Arlington, Texas)	W	8-6
2-12-00	vs. Stephen F. Austin (Arlington, Texas)	L	3-6
3-14-06	Stephen F. Austin	W	2-0
3-14-06	Stephen F. Austin	W	1-0
3-2-07	Stephen F. Austin	W	8-2
2-29-08	Stephen F. Austin	W	8-2
2-13-09	vs. Stephen F. Austin (Waco, Texas)	L	2-3 (8)
2-11-12	vs. Stephen F. Austin (Tallahassee, Fla.)	W	9-0 (5)
2-11-12	vs. Stephen F. Austin (Tallahassee, Fla.)	W	11-3 (5)
2-26-16	Stephen F. Austin	W	4-2

### Stetson

OM leads 1-0

2-25-17	at Stetson	W	3-0
---------	------------	---	-----

### Syracuse

OM leads 1-0

2-21-04	vs. Syracuse (Thibodeaux, La.)	W	2-1
---------	--------------------------------	---	-----

### Temple

TU leads 3-0

3-9-99	vs. Temple (Tampa, Fla.)	L	3-6
3-7-03	vs. Temple (Tampa, Fla.)	L	3-5
3-7-04	vs. Temple (Tampa, Fla.)	L	0-2

### Tennessee

UT leads 48-10

4-12-97	at Tennessee	L	1-6
4-12-97	at Tennessee	L	3-11 (5)
2-20-98	vs. Tennessee (Monroe, La.)	L	0-8
4-10-98	Tennessee	L	4-7
4-10-98	Tennessee	L	0-10 (5)
4-16-99	at Tennessee	L	5-15 (5)
4-16-99	at Tennessee	L	1-4
4-15-00	Tennessee	W	4-1
4-15-00	Tennessee	L	0-1
3-10-01	Tennessee	L	1-3
3-10-01	Tennessee	L	2-4
3-11-01	Tennessee	W	4-0 (10)
3-9-02	at Tennessee	L	4-7
3-10-02	at Tennessee	L	1-5
3-10-02	at Tennessee	L	0-9 (6)
5-3-03	Tennessee	W	7-6
5-3-03	Tennessee	L	2-12
5-4-03	Tennessee	L	2-7
5-1-04	at No. 12 Tennessee	L	0-8 (5)
5-1-04	at No. 12 Tennessee	L	0-4
4-30-05	No. 6 Tennessee	L	0-4
4-30-05	No. 6 Tennessee	L	1-3
5-1-05	No. 6 Tennessee	L	0-9 (5)
4-15-06	at No. 6 Tennessee	L	0-4
4-15-06	at No. 6 Tennessee	L	3-9
4-16-06	at No. 6 Tennessee	L	1-3

3-14-07	No. 1 Tennessee	L	0-1
3-14-07	No. 1 Tennessee	W	5-4
5-10-07	vs. No. 1 Tennessee (Auburn, Ala.)	L	0-6
2-17-08	vs. No. 4 Tennessee (Tampa, Fla.)	L	0-2
4-16-08	at No. 9 Tennessee	W	1-0
4-16-08	at No. 9 Tennessee	L	2-6
4-18-09	No. 12 Tennessee	L	2-5
4-18-09	No. 12 Tennessee	W	4-1
4-19-09	No. 12 Tennessee	W	7-6
3-17-10	at No. 17 Tennessee	L	2-4
3-17-10	at No. 12 Tennessee	L	3-6
4-8-11	No. 8 Tennessee	L	1-7
4-9-11	No. 8 Tennessee	L	3-10
4-10-11	No. 8 Tennessee	L	0-9 (5)
4-27-12	at No. 7 Tennessee	L	1-5
4-28-12	at No. 7 Tennessee	L	0-9
4-29-12	at No. 7 Tennessee	L	1-2
4-19-13	No. 2 Tennessee	L	4-12 (5)
4-20-13	No. 2 Tennessee	L	5-15 (6)
4-21-13	No. 2 Tennessee	L	1-9 (5)
5-2-14	at No. 8 Tennessee	L	6-11
5-3-14	at No. 8 Tennessee	L	3-5
5-4-14	at No. 8 Tennessee	L	1-5
5-6-16	No. 9 Tennessee	L	2-7
5-7-16	No. 9 Tennessee	W	3-0
5-8-16	No. 9 Tennessee	L	1-11 (5)
3-24-17	at No. 19 Tennessee	L	0-8 (5)
3-25-17	at No. 19 Tennessee	L	1-6
3-26-17	at No. 19 Tennessee	L	1-4
4-26-19	No. 9 Tennessee	W	5-3
4-27-19	No. 9 Tennessee	W	4-1
4-28-19	No. 9 Tennessee	L	1-2 (9)

### Tennessee Tech

OM leads 4-2

3-1-98	vs. Tennessee Tech (Atlanta, Ga.)	L	0-8
3-1-98	vs. Tennessee Tech (Kennesaw, Ga.)	W	8-7
3-6-10	vs. Tennessee Tech (Woodstock, Ga.)	L	3-4
2-10-12	vs. Tennessee Tech (Tallahassee, Fla.)	W	6-3
2-20-16	vs. Tennessee Tech (Troy, Ala.)	W	8-5
2-23-18	vs. Tennessee Tech (Troy, Ala.)	W	12-2 (5)

### Texas

UT leads 5-1

3-5-98	vs. Texas (Tampa, Fla.)	L	0-2
3-3-06	at No. 2 Texas	L	0-4
2-15-18	vs. Texas (Puerto Vallarta, Mexico)	W	8-2
2-23-19	at No. 11 Texas	L	2-3
2-24-19	at No. 11 Texas	L	0-7
2-15-20	vs. No. 6 Texas (Puerto Vallarta, Mexico)	L	1-4

### Texas A&M

TAMU leads 15-2

2-14-98	vs. Texas A&M (Arlington, Texas)	L	2-3
3-3-00	at Texas A&M	L	0-5
3-5-00	at Texas A&M	L	0-2
2-18-05	at No. 21 Texas A&M	L	1-2
2-19-05	at No. 21 Texas A&M	W	2-0
4-26-13	No. 15 Texas A&M	W	8-4
4-27-13	No. 15 Texas A&M	L	4-8
4-28-13	No. 15 Texas A&M	L	1-5
5-1-15	at No. 25 Texas A&M	L	1-6
5-2-15	at No. 25 Texas A&M	L	6-8
5-3-15	at No. 25 Texas A&M	L	5-8
3-17-17	No. 7 Texas A&M	L	2-4
3-18-17	No. 7 Texas A&M	L	0-8 (5)
3-19-17	No. 7 Texas A&M	L	1-3
3-9-18	at No. 7 Texas A&M	L	6-8
3-10-18	at No. 7 Texas A&M	L	0-7
3-11-18	at No. 7 Texas A&M	L	0-2

### Southwest Texas State

Series tied 1-1

2-14-98	vs. SW Texas State (Arlington, Texas)	W	9-8
2-12-00	vs. SW Texas State (Arlington, Texas)	L	0-5

### St. Bonaventure

OM leads 1-0

2-13-15	vs. St. Bonaventure (Conway, S.C.)	W	9-2
---------	------------------------------------	---	-----

### St. Johns

SI leads 1-0

3-3-05	vs. St. Johns (Fresno, Calif.)	L	6-8
--------	--------------------------------	---	-----

### Stanford

Stanford leads 2-0

3-9-12	at No. 10 Stanford	L	5-13 (5)
3-10-12	at No. 10 Stanford	L	4-8

### Stephen F. Austin

OM leads 8-2

2-12-99	vs. Stephen F. Austin (Arlington, Texas)	W	8-6
2-12-00	vs. Stephen F. Austin (Arlington, Texas)	L	3-6
3-14-06	Stephen F. Austin	W	2-0
3-14-06	Stephen F. Austin	W	1-0
3-2-07	Stephen F. Austin	W	8-2
2-29-08	Stephen F. Austin	W	8-2
2-13-09	vs. Stephen F. Austin (Waco, Texas)	L	2-3 (8)
2-11-12	vs. Stephen F. Austin (Tallahassee, Fla.)	W	9-0 (5)
2-11-12	vs. Stephen F. Austin (Tallahassee, Fla.)	W	11-3 (5)
2-26-16	Stephen F. Austin	W	4-2

### Stetson

OM leads 1-0

2-25-17	at Stetson	W	3-0
---------	------------	---	-----

### Syracuse

OM leads 1-0

2-21-04	vs. Syracuse (Thibodeaux, La.)	W	2-1
---------	--------------------------------	---	-----

### Temple

TU leads 3-0

3-9-99	vs. Temple (Tampa, Fla.)	L	3-6
3-7-03	vs. Temple (Tampa, Fla.)	L	3-5
3-7-04	vs. Temple (Tampa, Fla.)	L	0-2

### Tennessee

UT leads 48-10

4-12-97	at Tennessee	L	1-6
4-12-97	at Tennessee	L	3-11 (5)
2-20-98	vs. Tennessee (Monroe, La.)	L	0-8
4-10-98	Tennessee	L	4-7
4-10-98	Tennessee	L	0-10 (5)
4-16-99	at Tennessee	L	5-15 (5)
4-16-99	at Tennessee	L	1-4
4-15-00	Tennessee	W	4-1
4-15-00	Tennessee	L	0-1
3-10-01	Tennessee	L	1-3
3-10-01	Tennessee	L	2-4
3-11-01	Tennessee	W	4-0 (10)
3-9-02	at Tennessee	L	4-7
3-10-02	at Tennessee	L	1-5
3-10-02	at Tennessee	L	0-9 (6)
5-3-03	Tennessee	W	7-6
5-3-03	Tennessee	L	2-12
5-4-03	Tennessee	L	2-7
5-1-04	at No. 12 Tennessee	L	0-8 (5)
5-1-04	at No. 12 Tennessee	L	0-4
4-30-05	No. 6 Tennessee	L	0-4
4-30-05	No. 6 Tennessee	L	1-3
5-1-05	No. 6 Tennessee	L	0-9 (5)
4-15-06	at No. 6 Tennessee	L	0-4
4-15-06	at No. 6 Tennessee	L	3-9
4-16-06	at No. 6 Tennessee	L	1-3

3-14-07	No. 1 Tennessee	L	0-1
3-14-07	No. 1 Tennessee	W	5-4
5-10-07	vs. No. 1 Tennessee (Auburn, Ala.)	L	0-6
2-17-08	vs. No. 4 Tennessee (Tampa, Fla.)	L	0-2
4-16-08	at No. 9 Tennessee	W	1-0
4-16-08	at No. 9 Tennessee	L	2-6
4-18-09	No. 12 Tennessee	L	2-5
4-18-09	No. 12 Tennessee	W	4-1
4-19-09	No. 12 Tennessee	W	7-6
3-17-10	at No. 17 Tennessee	L	2-4
3-17-10	at No. 12 Tennessee	L	3-6
4-8-11	No. 8 Tennessee	L	1-7
4-9-11	No. 8 Tennessee	L	3-10
4-10-11	No. 8 Tennessee	L	0-9 (5)
4-27-12	at No. 7 Tennessee	L	1-5
4-28-12	at No. 7 Tennessee	L	0-9
4-29-12	at No. 7 Tennessee	L	1-2
4-19-13	No. 2 Tennessee	L	4-12 (5)
4-20-13	No. 2 Tennessee	L	5-15 (6)
4-21-13	No. 2 Tennessee	L	1-9 (5)
5-2-14	at No. 8 Tennessee	L	6-11
5-3-14	at No. 8 Tennessee	L	3-5
5-4-14	at No. 8 Tennessee	L	1-5
5-6-16	No. 9 Tennessee	L	2-7
5-7-16	No. 9 Tennessee	W	3-0
5-8-16	No. 9 Tennessee	L	1-11 (5)
3-24-17	at No. 19 Tennessee	L	0-8 (5)
3-25-17	at No. 19 Tennessee	L	1-6
3-26-17	at No. 19 Tennessee	L	1-4
4-26-19	No. 9 Tennessee	W	5-3
4-27-19	No. 9 Tennessee	W	4-1
4-28-19	No. 9 Tennessee	L	1-2 (9)

### Tennessee Tech

OM leads 4-2

3-1-98	vs. Tennessee Tech (Atlanta, Ga.)	L	0-8
3-1-98	vs. Tennessee Tech (Kennesaw, Ga.)	W	8-7
3-6-10	vs. Tennessee Tech (Woodstock, Ga.)	L	3-4
2-10-12	vs. Tennessee Tech (Tallahassee, Fla.)	W	6-3
2-20-16	vs. Tennessee Tech (Troy, Ala.)	W	8-5
2-23-18	vs. Tennessee Tech (Troy, Ala.)	W	12-2 (5)

### Texas

UT leads 5-1

3-5-98	vs. Texas (Tampa, Fla.)	L	0-2
3-3-06	at No. 2 Texas	L	0-4
2-15-18	vs. Texas (Puerto Vallarta, Mexico)	W	8-2
2-23			

## Texas A&M-Corpus Christi

TAMU-CC leads 2-1

3-4-06	vs. TAMU-CC (Austin, Texas)	.W.	6-1
3-5-06	vs. TAMU-CC (Austin, Texas)	.L.	1-3
2-24-12	at TAMU-CC	.L.	4-7

## Texas Tech

OM leads 2-1

2-13-99	vs. Texas Tech (Arlington, Texas)	.W.	2-0
3-11-00	vs. Texas Tech (Fresno, Calif.)	.L.	0-1
3-16-01	vs. Texas Tech (Sacramento, Calif.)	.W.	1-0

## Toledo

TU leads 1-0

3-14-99	vs. Toledo (Tallahassee, Fla.)	.L.	0-3
---------	--------------------------------	-----	-----

## Troy

OM leads, 2-1

3-2-08	Troy	.W.	2-1 (8)
3-2-12	Troy	.L.	1-5
2-19-16	at Troy	.W.	6-1

## Tulsa

UT leads 5-3

3-12-97	at Tulsa	.L.	1-9
3-12-97	at Tulsa	.W.	5-4
2-13-98	vs. Tulsa (Arlington, Texas)	.L.	4-5
2-21-98	vs. Tulsa (Monroe, La.)	.L.	0-3
2-13-99	vs. Tulsa (Arlington, Texas)	.L.	0-10
2-13-04	Tulsa	.L.	0-3
5-20-16	vs. Tulsa (Norman, Okla.)	.W.	5-1
2-22-19	vs. Tulsa (Austin, Texas)	.L.	1-4

## UAB

OM leads 4-2

2-19-11	vs. UAB (Clearwater, Fla.)	.L.	0-3
2-8-13	vs. UAB (Honolulu, Hawaii)	.L.	3-5
4-27-16	UAB	.W.	5-0
4-10-19	UAB	.W.	3-2 (8)
2-21-20	at UAB	.W.	5-0
2-22-20	at UAB	.W.	14-11 (13)

## UC Riverside

OM leads 1-0

2-15-19	vs. UC Riverside (Los Angeles, Calif.)	.W.	11-3 (5)
---------	--	-----	----------

## UCF

UCF leads 3-2

2-8-02	vs. UCF (St. Augustine, Fla.)	.W.	3-2
2-10-02	vs. UCF (St. Augustine, Fla.)	.L.	2-4
2-8-03	vs. UCF (St. Augustine, Fla.)	.L.	4-5
3-1-13	at UCF	.L.	3-4 (10)
2-7-19	at UCF	.W.	3-0

## UCLA

UCLA leads 4-1

3-1-00	vs. No. 3 UCLA (Fresno, Calif.)	.L.	0-4
3-4-05	vs. No. 4 UCLA (Fresno, Calif.)	.W.	3-2 (14)
5-25-17	at No. 5 UCLA	.L.	7-8 (11)
5-26-17	at No. 5 UCLA	.L.	0-1
2-16-19	at No. 2 UCLA	.L.	0-4

## UCSB

UCSB leads 1-0

2-7-15	vs. UCSB (Tempe, Ariz.)	.L.	2-3
--------	-------------------------	-----	-----

## ULM (NE Louisiana)

Series tied 5-5

2-22-97	at NE Louisiana	.L.	1-2
2-20-98	at NE Louisiana	.L.	1-2
2-13-99	vs. NE Louisiana (Arlington, Tx)	.W.	3-2
3-3-02	at ULM	.L.	0-6
4-17-13	ULM	.W.	8-0 (5)
3-12-14	at ULM	.L.	3-6
3-12-14	at ULM	.W.	11-1 (5)
3-18-15	ULM	.L.	1-9 (5)
3-16-16	ULM	.W.	2-1
4-18-18	ULM	.W.	7-0

## UMASS

OM leads 1-0

3-5-16	UMASS	.W.	1-0
--------	-------	-----	-----

## UMKC

OM leads 1-0

2-10-16	vs. UMKC (Honolulu, Hawaii)	.W.	5-4
---------	-----------------------------	-----	-----

## UNLV

Series tied 1-1

2-7-04	vs. UNLV (Tucson, Ariz.)	.L.	4-8
2-24-07	vs. UNLV (Palm Springs, Calif.)	.W.	5-3

## USC Upstate

OM leads 1-0

2-27-09	vs. USC-Upstate (Oxford, Miss.)	.W.	10-4
---------	---------------------------------	-----	------

## UT Arlington

UTA leads 3-2

2-13-98	at Texas-Arlington	.W.	2-1
2-11-00	at Texas-Arlington	.L.	0-1
2-10-07	vs. Texas-Arlington (Houston, Texas)	.W.	9-1 (5)
2-11-07	vs. Texas-Arlington (Houston, Texas)	.L.	2-8
3-4-11	vs. Texas-Arlington (Denton, Texas)	.L.	0-3

## UT Martin

OM leads 13-4

2-10-01	Tennessee-Martin	.W.	2-1
2-11-01	Tennessee-Martin	.W.	11-3
2-16-02	Tennessee-Martin	.W.	6-2
3-26-03	at Tennessee-Martin	.W.	7-1
3-26-03	at Tennessee-Martin	.W.	2-1
3-6-10	vs. Tennessee-Martin (Woodstock, Ga.)	.L.	6-7 (9)
2-23-13	Tennessee-Martin	.W.	9-8 (8)
3-13-13	at Tennessee-Martin	.L.	0-1
2-23-14	Tennessee-Martin	.W.	3-2
3-25-14	at Tennessee-Martin	.L.	2-3
3-31-15	Tennessee-Martin	.W.	6-4
4-13-16	UT Martin	.L.	6-9
3-5-17	UT Martin	.W.	10-7
4-18-17	at UT Martin	.W.	7-2
3-2-18	UT Martin	.W.	10-2 (5)
4-25-18	UT Martin	.W.	14-6 (6)
4-16-19	UT Martin	.W.	13-0 (5)

## Utah

Utah leads 3-0

2-10-11	vs. Utah (Tempe, Ariz.)	.L.	0-10
3-3-14	at Utah	.L.	2-6
2-13-20	vs. Utah (Puerto Vallarta, Mexico)	.L.	4-5

## Utah State

OM leads 2-0

2-20-05	vs. Utah State (College Station, Texas)	.W.	9-1
3-3-14	vs. Utah State (Salt Lake City, Utah)	.W.	5-0

## UTEP

OM leads 3-0

3-6-11	vs. UTEP (Denton, Texas)	.W.	6-4
4-20-18	at UTEP	.W.	8-4
4-21-18	at UTEP	.W.	7-1

## UTSA

OM leads 4-0

2-13-09	vs. Texas-San Antonio (Waco, Texas)	.W.	1-0
2-24-12	vs. Texas-San Antonio (Corpus Christi, Texas)	.W.	12-2 (5)
2-27-16	UTSA	.W.	9-1 (6)
2-27-16	UTSA	.W.	8-0 (5)

## Vermont

OM leads 1-0

3-17-02	vs. Vermont (Kissimmee, Fla.)	.W.	10-0
---------	-------------------------------	-----	------

## Villanova

OM leads 2-0

3-2-13	vs. Villanova (Orlando, Fla.)	.W.	7-0
3-3-13	vs. Villanova (Orlando, Fla.)	.W.	2-0

## Virginia

UVa leads 1-0

3-12-99	vs. Virginia (Tallahassee, Fla.)	.L.	0-1
---------	----------------------------------	-----	-----

## Virginia Tech

OM leads 1-0

2-8-18	vs. Virginia Tech (Gulf Shores, Ala.)	.L.	0-1
--------	---------------------------------------	-----	-----

## Washington

UW leads 3-0

2-23-07	vs. No. 15 Washington (Palm Springs, Calif.)	.L.	3-8
2-21-09	vs. No. 3 Washington (Palm Springs, Calif.)	.L.	2-8
2-8-13	vs. No. 16 Washington (Honolulu, Hawaii)	.L.	2-10 (5)

## Western Carolina

OM leads 1-0

2-15-14	vs. Western Carolina (Charleston, S.C.)	.W.	16-4 (5)
---------	---	-----	----------

## WKU

WKU leads 2-0

2-26-11	WKU	.L.	3-9
2-7-14	vs. WKU (Fort Myers, Fla.)	.L.	2-3

## Western Michigan

OM leads 2-1

3-5-99	vs. Western Michigan (Tampa, Fla.)	.W.	3-1
2-11-10	vs. Western Michigan (Tempe, Ariz.)	.L.	16-21
2-8-15	vs. Western Michigan (Tempe, Ariz.)	.W.	4-3

## Wichita State

OM leads 2-1

3-16-97	vs. Wichita State (Stillwater, Okla.)	.W.	1-0
3-4-11	vs. Wichita State (Denton, Texas)	.L.	2-3
5-21-16	vs. Wichita State (Norman, Okla.)	.W.	4-0

## Wisconsin

OM leads 1-0

3-10-99	vs. Wisconsin (Tampa, Fla.)	.W.	6-4
---------	-----------------------------	-----	-----

## Wisconsin-Green Bay

OM leads 1-0

3-17-02	vs. Wisconsin-G.B. (Kissimmee, Fla.)	.W.	3-0
---------	--------------------------------------	-----	-----

## Youngstown State

OM leads 1-0

3-9-16	Youngstown State	.W.	9-2
--------	------------------	-----	-----

## 1997 SEASON

(22-41, 7-21 SEC/6th West)

Head Coach: Joyce Maudie



Date	Opponent	W/L	Score
2-15	Missouri	L	3-7
2-15	Kentucky	W	2-0
2-16	Missouri	L	0-4
2-16	Kentucky	W	3-0
2-18	at Delta State †	W	3-1
2-18	vs. Grambling State †	L	2-4
2-21	vs. Southern Illinois †	L	0-6
2-21	vs. Oklahoma †	L	2-11
2-22	at Northeast Louisiana †	L	1-2
2-22	vs. Louisiana Tech †	L	0-10
2-23	vs. Oklahoma City †	L	1-6
2-23	vs. Nicholls †	L	0-1
2-28	at South Florida %	L	4-5
2-28	vs. Michigan State %	L	0-1
3-1	vs. Coastal Carolina %	W	2-1
3-1	vs. Robert Morris %	W	2-1
3-2	vs. Michigan State %	L	3-6
3-5	at Mississippi State *	W/L	3-2/1-2(8)
3-12	at Tulsa	L/W	1-9/5-4
3-15	vs. Southwest Missouri State #	L	2-4
3-15	at Oklahoma State #	L	0-4
3-16	vs. Wichita State #	W	1-0
3-16	at Oklahoma State #	L	0-7
3-22	Belmont	W/W	7-1/9-8
3-23	South Carolina *	L/L	0-6/0-3
3-25	Georgia *	W/L	4-1/ 0-1
3-26	McNeese State	L/L	3-4/0-1
3-29	at LSU *	L/L	2-6/1-4
3-30	at LSU *	L/L	1-4/2-13
4-3	Samford	L/W	3-10/8-0
4-5	Alabama *	L/L	5-9/6-10
4-6	Alabama *	L/L	1-5/0-1
4-11	at Middle Tennessee	W/L	3-2/0-2
4-12	at Tennessee *	L/L	1-6/3-11
4-13	at Kentucky *	W/W	3-0/6-5
4-16	Mississippi Valley State	W/W	12-0/22-1
4-19	Auburn *	L/L	4-7/2-4
4-20	Auburn *	L/W	4-9/5-0
4-26	Louisiana Tech ^	W	6-5(8)
4-26	Georgia Tech ^	W	3-1
4-27	Florida *	Cancelled	
4-30	Mississippi State *	W/W	1-0(9)/4-1
5-2	at Arkansas *	L/L	1-2/1-2
5-3	at Arkansas *	L/L	1-5/2-6

• - Games played in Oxford, Miss., after cancellation of Pepsi Tournament due to rain

† - Games played at Delta State in Cleveland, Miss.

! - Mardi Gras Classic in Monroe, La.

% - South Florida Invitational in Tampa, Fla.

# - OSU Cowgirl Classic in Stillwater, Okla.

^ - Rebel Invitational in Oxford, Miss.

\* - Southeastern Conference Game

## 1998 SEASON

(26-40, 9-21 SEC/5th West)

Head Coach: Joyce Maudie



Date	Opponent	W/L	Score
2-13	at Texas-Arlington ^	W	2-1
2-13	vs. Tulsa ^	L	4-5
2-14	vs. Texas A&M ^	L	2-3
2-14	vs. SW Texas State ^	W	9-8
2-15	vs. Oklahoma State ^	L	0-5
2-20	at Northeast Louisiana §	L	1-2
2-20	vs. Southern Illinois §	L	4-8
2-20	vs. Tennessee §	L	0-8
2-21	vs. Tulsa §	L	0-3
2-21	vs. Centenary §	W	7-2
2-22	Nicholls	L	0-4
2-25	Middle Tennessee	W/L	3-2/5-12
2-27	at Georgia Tech	L/W	3-8/1-0
2-28	Georgia Tech	W	4-2
2-28	vs. Northwestern State %	L	0-10
2-28	at Georgia State %	W	3-2
3-1	vs. Saint Louis %	L	1-2
3-1	vs. Tennessee Tech %	L	0-8
3-5	vs. Texas •	L	0-2
3-6	vs. Florida Atlantic •	L	4-5
3-6	vs. Hofstra •	L	0-5
3-7	vs. Robert Morris •	W	3-2
3-7	Michigan State	W	6-4
3-10	at Florida *	L/L	0-8/2-5
3-13	vs. Marshall †	W	6-5
3-13	vs. Belmont †	W	10-2
3-14	vs. Georgia State †	W	2-1
3-14	vs. Hofstra †	W	2-0
3-14	vs. Purdue †	L	1-3
3-14	vs. Southern Illinois †	W	4-0
3-15	at Florida State †	L	2-4
3-18	Delta State	W/W	10-0/1-0
3-21	at Georgia *	W/L	6-0/0-2
3-22	at South Carolina *	L/L	0-4/0-5
3-28	LSU *	L	3-4
3-29	LSU *	W/L/L	6-5/2-6/0-9
4-1	Mississippi State *	L/L	0-7/3-5
4-4	at Alabama *	L/L	1-3/1-6
4-5	at Alabama *	L/L	0-6/1-9
4-10	Tennessee *	L/L	4-7/0-10
4-11	Kentucky *	W/W	2-1/5-3
4-17	at Samford	W/L	7-2/1-2
4-18	at Auburn *	W/L	4-0/0-8
4-19	at Auburn *	W/W	4-3/10-2
4-25	at Mississippi State *	L/L	0-1/3-4
4-28	Arkansas *	L/W	1-2/4-3
4-29	Arkansas *	W/L	1-0/0-3

^ - Pepsi Cola Classic in Arlington, Texas

§ - Mardi Gras Classic in Monroe, La.

% - Georgia State Tournament in Atlanta, Ga.

• - USF Speedline Invitational in Tampa, Fla.

† - Florida State Invitational in Tallahassee, Fla.

\* - Southeastern Conference Game

## 1999 SEASON

(25-36, 7-23 SEC/6th West)

Head Coach: Candi Letts



Date	Opponent	W/L	Score
2-12	vs. No. 12 Oklahoma †	L	3-13
2-12	vs. Stephen F. Austin †	W	8-6
2-13	vs. Northeast Louisiana †	W	3-2
2-13	vs. Texas Tech †	W	2-0
2-13	vs. Tulsa †	L	0-10
2-20	Belmont	W/W	6-3/6-0
2-27	at Southwest Missouri State #	L	1-2
2-27	vs. Iowa State #	W	4-0
2-28	vs. Iowa State #	W	7-3
2-28	at SW Missouri State #	W	4-1
3-4	vs. New Mexico State \$	W	2-0
3-4	at #11 South Florida \$	W	3-1
3-5	vs. Western Michigan \$	W	3-1
3-5	vs. Ball State \$	W	3-2
3-6	vs. Oklahoma State \$	W	5-4
3-6	vs. No. 23 Iowa \$	W	1-0
3-7	vs. No. 9 South Carolina \$	L	0-2
3-9	vs. Temple ^	L	3-6
3-9	vs. Robert Morris ^	L	3-4
3-10	vs. Central Michigan ^	L	0-2
3-10	vs. Wisconsin ^	W	6-4
3-12	vs. Virginia %	L	0-1
3-12	vs. No. 3 Fresno State %	L	2-5
3-13	vs. Miami-Ohio %	L	7-8
3-13	vs. Furman %	W	10-2
3-14	vs. Toledo %	L	0-3
3-19	Mississippi State *	W/W	5-4/4-1
3-20	Mississippi State *	L/W	0-8/8-0
3-26	Georgia *	L/L	1-6/3-4(10)
3-27	No. 10 South Carolina *	L/L	5-6/2-11
4-2	at No. 11 LSU *	W/L	2-1/0-2
4-3	at No. 11 LSU *	L/L	1-9/0-2
4-4	at Nicholls	W/W	1-0/4-1
4-9	Alabama *	L/L	1-4/0-2
4-10	Alabama *	L/W	2-10/3-1
4-16	at Tennessee *	L/L	5-15/1-4
4-18	at Kentucky *	W/W	3-1/10-1
4-23	Auburn *	L/L	6-7/0-5
4-24	Auburn *	L/L	5-6/2-5
5-1	No. 6 Southwest Louisiana	L/L	0-3/0-5
5-2	Florida *	L/L	0-3/6-9
5-7	at Arkansas *	L/L	1-4/2-3
5-8	at Arkansas *	L/L	0-6/2-4

! - Texas-Arlington Pepsi Classic in Arlington, Texas

# - Southwest Missouri State Classic in Springfield, Mo.

\$ - Speedline Invitational in Tampa, Fla.

^ - Reebok Tournament in Tampa, Fla.

% - Florida State Invitational in Tallahassee, Fla.

\* - Southeastern Conference Game

## 2000 SEASON

(21-42, 8-22 SEC/6th West)

Head Coach: Candi Letts



## 2001 SEASON

(18-40, 5-22 SEC/6th West)

Head Coach: Candi Letts



## 2002 SEASON

(25-29, 7-23 SEC/6th West)

Head Coach: Candi Letts



Date	Opponent	W/L	Score
2-11	vs. No. 22 Illinois-Chicago !	L	0-2
2-11	vs. Baylor !	L	1-3
2-11	at Texas-Arlington !	L	0-1
2-12	vs. Southwest Texas State !	L	0-5
2-12	vs. Stephen F. Austin !	L	3-6
2-19	Evansville #	L	1-3
2-19	Nicholls #	W	4-0
2-19	Evansville #	L	7-8
2-20	Nicholls #	W	3-1
2-20	Evansville #	W	4-0
2-20	Nicholls #	W	3-1
2-25	vs. Southwest Missouri State \$	W	8-3
2-25	at No. 8 Oklahoma \$	L	4-12
2-26	vs. Kansas \$	W	8-1
2-26	vs. #17 Cal State Fullerton \$	L	0-5
2-27	vs. Nicholls \$	W	9-2
2-27	vs. Creighton \$	W	5-4
3-3	vs. New Mexico %	L	2-6
3-3	at Texas A&M %	L	0-5
3-4	vs. New Mexico %	L	0-8
3-4	vs. Minnesota %	W	6-2
3-5	vs. Minnesota %	L	2-4
3-5	at Texas A&M %	L	0-2
3-10	vs. Cal Poly ^	W	5-0
3-10	vs. Florida State ^	W	3-2(8)
3-10	at No. 8 Fresno State ^	L	0-2
3-11	vs. No. 3 UCLA ^	L	0-4
3-11	vs. Texas Tech ^	L	0-1
3-12	vs. Illinois State ^	W	7-3
3-17	at No. 21 Mississippi State *	L/L	3-4/4-7
3-18	at No. 21 Mississippi State *	L/W	1-3/6-0
3-24	at Georgia *	W/W	4-2(11)/7-6
3-25	at No. 17 South Carolina *	W/L	1-0(9)/2-10
3-29	at No. 10 Southern Miss	W/L	3-2(11)/4-6
3-31	No. 9 LSU *	L/L	3-5(8)/0-3
4-1	No. 9 LSU *	L/L	1-7/0-1
4-4	at No. 16 Louisiana-Lafayette	L/L	1-7/4-5
4-7	at No. 13 Alabama *	L/L	1-8/2-3(9)
4-8	at No. 13 Alabama *	L/L	2-7/0-8
4-14	Kentucky *	L/W	1-2/3-1
4-15	Tennessee *	W/L	4-1/0-1
4-21	at Auburn *	W/L	2-1(9)/2-4
4-22	at Auburn *	L/W	0-6/6-2
4-30	at Florida *	L/L	2-3/0-1(10)
4-3	Arkansas *	L/L	0-3/0-2
4-4	Arkansas *	L/L	0-5/3-7(11)

! - Texas-Arlington Pepsi Classic in Arlington, Texas  
 # - Ole Miss Invitational in Oxford, Miss.  
 \$ - Oklahoma Adidas Classic in Norman, Okla.  
 % - Texas A&M Aggie Classic in College Station, Texas  
 ^ - Fresno State Invitational in Fresno, Calif.  
 \* - Southeastern Conference Game

Date	Opponent	W/L	Score
2-1	at New Mexico !	L/L	3-4/0-4
2-2	vs. Colorado State !	W	9-3
2-3	vs. Colorado State !	L	2-5
2-3	vs. Kansas !	L	4-5(9)
2-4	vs. No. 14 Cal State Fullerton !	L	0-9
2-10	UT Martin #	W	2-1
2-10	Nicholls #	W	4-1
2-11	Nicholls #	W	7-4
2-11	UT Martin #	W	11-3
2-17	Evansville %	L	0-5
2-17	Southwest Missouri State %	W	1-0
2-17	Samford %	L	1-4
2-18	Evansville %	L	0-1(9)
2-18	Samford %	W	2-0(8)
2-25	vs. Creighton \$	W	3-2(8)
2-25	at Oklahoma State \$	L	0-6
3-3	No. 19 South Carolina *	Rained Out	
3-4	No. 19 South Carolina *	Rained Out	
3-6	at Southeast Missouri	W/W	8-0(6)/8-0(5)
3-10	Tennessee *	L/L	1-3/2-4
3-11	Tennessee *	W	4-0(10)
3-15	vs. San Jose State ^	L	1-2
3-16	vs. BYU ^	L	0-6
3-16	vs. Texas Tech ^	W	1-0
3-16	vs. No. 13 Iowa ^	L	0-10(5)
3-17	vs. No. 13 Iowa ^	L	3-4
3-17	at Sacramento State ^	W	2-1
3-18	vs. San Jose State ^	L	1-2
3-21	Southeast Missouri	L/W	2-4/8-0(5)
3-24	at Kentucky *	W/L	12-0(5)/1-7
3-25	at Kentucky *	L	1-9(6)
3-27	Mississippi State *	L/L	1-2/5-7(11)
3-28	Mississippi State *	L	0-12(5)
3-31	Auburn *	L/L	0-4/7-13(10)
4-1	Auburn *	W	3-2
4-4	Southern Miss	L/L	0-2/5-6
4-7	at Florida *	W/L	2-0/3-4
4-8	at Florida * [Sunshine Network]	L	2-4
4-14	at No. 6 Alabama *	L/L	0-3/0-6
4-15	at No. 6 Alabama *	L	0-7
4-18	at Arkansas *	L/L	1-2(8)/0-2
4-19	at Arkansas *	L	0-2
4-21	Georgia *	L/L	0-2/2-3
4-22	Georgia *	W	5-0
4-28	at No. 5 LSU *	L/L	0-8/1-8
4-29	at No. 5 LSU *	L	1-11
5-2	vs. Southern Illinois •	L	1-2

! - Lobo Diamond Invitational in Albuquerque, N.M.

# - Ole Miss Softball Classic in Oxford, Miss.  
 % - Rebel/Easton Invitational in Oxford, Miss.  
 \$ - OSU Cowgirl Classic in Stillwater, Okla.  
 ^ - Capital Classic in Sacramento, Calif.  
 • - Played at Cape Girardeau, Mo.  
 \* - Southeastern Conference Game

Date	Opponent	W/L	Score
2-1	vs. New Mexico !	W	10-9(11)
2-3	vs. Indiana !	W	9-1(5)
2-8	vs. UCF #	W	3-2
2-8	vs. Marshall #	W	3-1
2-9	vs. Purdue #	L	0-1
2-9	vs. Florida A&M #	W	7-1
2-10	vs. UCF #	L	2-4
2-16	UT Martin %	W	6-2
2-16	Evansville %	L	3-6
2-17	Nicholls %	W	7-0
2-17	Evansville %	W	2-0
2-18	Colorado State	L/W	2-5/2-0
3-1	at Southeast Missouri	W/W	5-3/4-1
3-3	at Louisiana-Monroe	L	0-6
3-9	at Tennessee *	L	4-7
3-10	at Tennessee *	L/L	1-5/0-9(6)
3-16	vs. Bowling Green \$	W	9-1(6)
3-16	vs. Butler \$	W	2-1(8)
3-17	vs. Vermont \$	W	10-0(5)
3-17	vs. Wisconsin-Green Bay \$	W	3-0
3-23	Kentucky *	W/W	5-2/9-4
3-24	Kentucky *	W	3-0
3-26	Jackson State	W/W	12-1(5)/20-0
3-30	at Auburn *	L/L	0-4/0-3
3-31	at Auburn * [FSN South]	L	0-4
4-2	at Southern Miss	L/W	1-2/3-2
4-6	Florida *	W/L	4-3/0-2
4-7	Florida *	W	5-0
4-10	at Mississippi State *	L/L	0-1/1-8
4-11	at Mississippi State *	L	0-1
4-13	No. 15 Alabama *	L/L	1-5/0-4
4-14	No. 15 Alabama *	L	0-3
4-17	Arkansas *	L/W	0-1/3-2
4-18	Arkansas *	L	2-5
4-20	at No. 25 Georgia *	L/L	4-6/1-4
4-21	at No. 25 Georgia *	W	6-3(8)
4-27	No. 3 LSU *	L/L	0-1/0-4
4-28	No. 3 LSU *	L	0-3
5-4	at South Carolina *	L/L	4-5/0-10
5-5	at South Carolina *	L	0-4

! - Diamond Invitational in Albuquerque, N.M.  
 # - Triple Crown Classic in St. Augustine, Fla.  
 % - Rebel/Easton Invitational in Oxford, Miss.  
 \$ - Rebel Games in Kissimmee, Fla.  
 \* - Southeastern Conference Game

## 2003 SEASON

(19-34, 8-22 SEC/6th West)

Head Coach: Candi Letts



Date	Opponent	W/L	Score
2-4	Jackson State	W/W	11-1/8-0
2-7	vs. Kansas #	L	1-2(10)
2-7	vs. Bethune-Cookman #	W	5-0
2-8	vs. UCF #	L	4-5
2-8	vs. Southern Illinois #	L	1-3
2-16	Nicholls %	L	0-1
2-16	Jacksonville State %	L	1-6
2-28	Central Connecticut \$	W	8-0(5)
3-1	Northern Illinois \$	W	4-3
3-1	Drake \$	L	0-6
3-2	Evansville \$	L	1-2(8)
3-6	vs. Purdue !	L	5-7
3-6	vs. Pittsburgh !	W	4-0
3-7	vs. Temple !	L	3-5
3-7	vs. Central Michigan !	W	5-2
3-8	vs. Pacific !	L	4-8
3-9	vs. UIC !	W	3-0
3-9	vs. Illinois !	L	0-4
3-12	at Arkansas *	W/L	3-2/1-4
3-13	at Arkansas *	L	2-4
3-15	at Kentucky *	W/L	8-4/1-4
3-16	at Kentucky *	W	14-7
3-19	Southern Miss	L	0-4
3-22	Auburn *	L/L	0-3/0-2
3-23	Auburn *	L	0-4
3-26	at UT-Martin	W/W	7-1/2-1
3-29	at No. 25 Florida *	L/L	1-2/1-6
3-30	at No. 25 Florida *	L	2-3
4-5	at No. 18 Alabama *	L/L	1-5/1-5
4-6	at No. 18 Alabama *	L	4-9
4-9	Mississippi State *	L	0-14
4-10	Mississippi State *	W/W	6-5/10-8
4-12	No. 10 Georgia *	L/L	0-1/5-7
4-13	No. 10 Georgia *	W	6-5
4-18	at LSU *	L/L	6-10/0-3
4-19	at LSU *	L	3-6
4-26	South Carolina *	L/L	2-6/0-1
4-27	South Carolina *	W	2-1
5-3	Tennessee *	W/L	7-6/2-12
5-4	Tennessee *	L	2-7

# - Triple Crown Classic in St. Augustine, Fla.  
 % - Rebel/Easton Invitational in Oxford, Miss.  
 \$ - Ole Miss Snowfall Classic in Oxford, Miss.  
 ! - Speedline Invitational in Tampa, Fla.  
 \* - Southeastern Conference Game

## 2004 SEASON

(15-37, 8-21 SEC/5th West)

Head Coach: Candi Letts



Date	Opponent	W/L	Score
2-6	vs. Cal State Northridge !	L	2-6
2-6	vs. No. 2 Arizona !	L	2-3
2-7	vs. UNLV !	L	4-8
2-7	vs. New Mexico !	L	0-1 (8)
2-13	Tulsa \$	L	0-3
2-14	Indiana State \$	W	8-2
2-14	No. 24 Southern Illinois \$	L	3-4 (8)
2-21	vs. Syracuse %	W	2-1
2-21	vs. Nicholls %	L	1-3 (8)
2-22	vs. McNeese State %	L	1-2
2-22	vs. Nicholls (Consol. Gm.) %	L	1-3
2-28	at North Carolina	L	1-2
2-29	at North Carolina	L	0-3
3-4	vs. No. 22 USF ^	L	1-4
3-4	vs. Purdue ^	L	1-2 (8)
3-5	vs. Mercer ^	L	0-2
3-5	vs. Long Island ^	W	12-2 (5)
3-6	vs. UIC ^	W	2-0
3-7	vs. Temple ^	L	0-2
3-13	Kentucky *	W/L	3-0/3-7
3-14	Kentucky *	W	9-0 (5)
3-16	at Southern Miss	W/L	4-3/5-6
3-20	at No. 25 Auburn *	L/L	0-5/0-9
3-21	at No. 25 Auburn *	W	3-1
3-27	No. 16 Florida *	L/L	1-4/0-3
3-28	No. 16 Florida *	W	1-0 (8)
3-31	Birmingham-Southern	W/W	3-0/2-1(8)
4-3	No. 10 Alabama *	L/L	0-9/0-8
4-4	No. 10 Alabama *	L	3-8
4-10	at No. 5 Georgia *	L/L	3-7/0-8(5)
4-11	at No. 5 Georgia *	L	1-3
4-13	Arkansas *	W	5-4 (11)
4-14	Arkansas *	W/L	2-0/0-1(9)
4-17	No. 3 LSU *	L/L	1-2(10)/0-5
4-18	No. 3 LSU *	L	1-5
4-20	at Mississippi State *	L/L	0-8(5)/1-2
4-21	at Mississippi State *	L	2-7
4-24	at No. 25 South Carolina *	W/L	3-1/1-2
4-25	at No. 25 South Carolina *	W	2-1
5-1	at No. 12 Tennessee *	L/L	0-8/0-4

! - Arizona Pepsi Classic in Tucson, Ariz.  
 \$ - Rebel/Easton Invitational in Oxford, Miss.  
 % - Mardi Gras Classic in Thibodeaux, La.  
 ^ - Speedline Invitational in Tampa, Fla.  
 \* - Southeastern Conference Game

## 2005 SEASON

(30-28, 10-20 SEC/5th West)

Head Coach: Candi Letts



Date	Opponent	W/L	Score
2-4	vs. Sam Houston State #	W	5-2 (8)
2-4	at No. 7 Louisiana-Lafayette #	L	0-3
2-5	vs. Prairie View A&M #	W	9-6
2-5	at No. 7 Louisiana-Lafayette #	L	2-6
2-6	vs. McNeese State #	W	9-5
2-12	Illinois State !	L	1-4
2-12	Ball State !	W	8-0 (5)
2-13	No. 24 Southern Illinois !	W	1-0
2-18	vs. Northwestern State ^	W	3-2
2-18	at No. 21 Texas A&M ^	L	1-2
2-19	vs. Northwestern State ^	W	11-4
2-19	at No. 21 Texas A&M ^	W	2-0
2-20	vs. Utah State ^	W	9-1 (6)
2-22	Samford	W/W	7-1/2-1 (8)
2-26	Evansville	W/L	5-0/0-1
2-27	Evansville	W	2-0
3-3	vs. St. Johns %	L	6-8
3-4	vs. No. 4 UCLA %	W	3-2 (14)
3-4	vs. Kent State %	W	2-1
3-5	at No. 18 Fresno State %	L	1-4
3-6	vs. Iowa State %	L	3-4
3-6	vs. Santa Clara %	W	1-0
3-12	at Kentucky *	L/W	3-5/4-1
3-13	at Kentucky *	W	11-3 (5)
3-17	Southern Miss	W/W	13-1 (5)/4-0
3-19	No. 25 Auburn *	W/L	2-0/0-4
3-20	No. 25 Auburn *	L	3-4
3-25	at No. 14 Florida *	L/L	1-5/0-12 (5)
3-26	at No. 14 Florida *	L	1-2
3-29	Southeastern Louisiana	W/W	4-1/9-0 (5)
4-2	at No. 11 Alabama *	L/W	0-1/3-0
4-3	at No. 11 Alabama *	L	1-2
4-9	No. 10 Georgia *	L/L	0-1 (9)/0-4
4-10	No. 10 Georgia *	L	0-2
4-14	at Mississippi State *	W	2-0
4-16	at LSU *	L/L	0-2/1-3
4-17	at LSU *	L	2-4
4-19	Mississippi State *	L	0-4
4-23	South Carolina *	W/L	4-1/2-5
4-24	South Carolina *	L	0-2
4-26	vs. Mississippi State * &	W	4-0
4-30	No. 6 Tennessee *	L/L	0-4/1-3
5-1	No. 6 Tennessee *	L	0-9 (5)
5-3	at Arkansas *	W/W	2-1/4-1
5-4	at Arkansas *	W	1-0 (9)

# - Mardi Gras Classic in Lafayette, La.  
 ! - Rebel Classic in Oxford, Miss.  
 ^ - Texas A&M Classic in College Station, Texas  
 % - Bulldog Classic in Fresno, Calif.  
 & - in Jackson, Miss.  
 \* - Southeastern Conference Game

## 2006 SEASON

**(24-36, 10-20 SEC/5th West)**

**Head Coach: Missy Dickerson**



## 2007 SEASON

**(24-34, 11-17 SEC/4th West)**

**Head Coach: Missy Dickerson**



## 2008 SEASON

**(26-28, 9-19 SEC/5th West)**

**Head Coach: Missy Dickerson**



Date	Opponent	W/L	Score
2-10	vs. Grambling State ^	W	12-1(5)
2-11	at No. 18 Louisiana-Lafayette ^	L	0-2
2-11	vs. Grambling State ^	W	8-0(5)
2-12	vs. Memphis ^	L	0-11(5)
2-12	at No. 18 Louisiana-Lafayette ^	L	0-6
2-17	vs. Missouri State &	L	0-1
2-17	at Florida Atlantic &	L	0-3
2-18	vs. FIU &	L	1-3
2-18	vs. Long Island University &	L	2-4
2-19	at Florida Atlantic &	L	3-5
2-25	vs. Ball State (Evansville, Ind.)	L	3-5
2-25	at Evansville	L	1-5
2-26	vs. Ball State (Evansville, Ind.)	W	7-1
2-26	at Evansville	W	3-0
3-3	vs. Houston %	L	0-8(5)
3-3	at No. 2 Texas %	L	0-4
3-4	vs. TAMU-Corpus Christi %	W	6-1
3-4	vs. Houston %	L	3-4(9)
3-5	vs. TAMU-Corpus Christi %	L	1-3
3-8	Southeastern Louisiana	W/W	8-2/6-0
3-11	No. 13 LSU *	L/L	1-6/1-2
3-12	No. 13 LSU *	L	0-10(5)
3-14	Stephen F. Austin	W/W	2-0/1-0
3-16	at Southern Miss	W/W	5-1/3-2
3-18	Florida *	L/L	0-9(6)/2-10(5)
3-19	Florida *	L	1-8
3-21	Arkansas *	W/L	2-1/3-4
3-22	Arkansas *	L	0-9(5)
3-29	Mississippi Valley State	W	5-4(10)
4-1	at No. 10 Georgia *	L/L	1-4/0-8(5)
4-2	at No. 10 Georgia *	L	3-11(6)
4-5	vs. No. 25 Mississippi State * \$	W	2-1
4-8	No. 3 Alabama *	L/L	0-6/0-5
4-9	No. 3 Alabama * [FSN South]	L	0-8(5)
4-11	No. 25 Mississippi State *	W	6-5
4-15	at No. 6 Tennessee *	L/L	0-4/3-9
4-16	at No. 6 Tennessee *	L	1-3
4-19	at Mississippi Valley State	W	5-3(8)
4-22	at South Carolina *	L/L	2-3(10)/0-2
4-23	at South Carolina *	W	5-4
4-26	at Mississippi State *	W	1-0
4-29	Kentucky *	W/W	2-1/1-0
4-30	Kentucky *	W	2-1(10)
5-2	Birmingham-Southern	W/L	2-0/0-2
5-6	at No. 20 Auburn *	L/W	0-2/5-4
5-7	at No. 20 Auburn *	W	6-5
5-11	vs. No. 4 Alabama !	L	0-6

^ - Louisiana Classics in Lafayette, La.  
 & - FAU Dunkin Donuts Classic in Boca Raton, Fla.  
 % - Time Warner Cable Texas Invitational in Austin, Texas  
 \$ - M&F Fastpitch Classic in Ridgeland, Miss.  
 ! - SEC Tournament (Athens, Ga.)  
 \* - Southeastern Conference Game

Date	Opponent	W/L	Score
2-9	vs. No. 11 Michigan ^	L	1-3
2-9	at Houston ^	L	2-4
2-10	vs. Texas-Arlington ^	W	9-1 (5)
2-10	at Houston ^	L	1-2
2-1	vs. Texas-Arlington ^	L	2-8
2-16	vs. No. 16 Baylor &	L	0-5
2-16	at No. 13 Louisiana-Lafayette &	L	0-3
2-17	vs. Iowa State &	W	7-0
2-17	vs. Purdue &	W	6-4
2-18	vs. No. 16 Baylor &	L	2-8
2-23	vs. No. 15 Washington \$	L	3-8
2-23	vs. No. 2 Arizona State \$	L	1-2
2-24	vs. Cal Poly \$	L	3-6
2-24	vs. UNLV \$	W	5-3
2-25	vs. Notre Dame \$	L	1-3
2-27	at Mississippi Valley State	L	0-2
3-2	Stephen F. Austin %	W	8-2
3-2	Kennesaw State %	W	6-5
3-3	Alcorn State %	L	4-5
3-3	Coastal Carolina %	W	4-1
3-4	Southern Miss %	W	8-0 (5)
3-10	No. 9 LSU *	W	2-1
3-10	No. 9 LSU *	L	0-2 (9)
3-11	No. 9 LSU *	L	0-4
3-14	No. 1 Tennessee *	L	0-1
3-14	No. 1 Tennessee *	W	5-4
3-17	at Auburn *	W	3-2
3-17	at Auburn *	W	4-2
3-18	at Auburn *	L	1-3
3-21	SE Missouri State	W	12-2 (5)
3-21	SE Missouri State	L	3-7
3-24	at Kentucky *	L	5-10
3-24	at Kentucky *	W	5-4
3-25	at Kentucky *	L	3-4
3-28	vs. Mississippi State *	L	2-5
3-31	No. 19 Florida *	W	2-1 (10)
3-31	No. 19 Florida *	W	4-2
4-1	No. 19 Florida *	L	4-8
4-6	at Mississippi State *	W	3-2
4-7	at Mississippi State *	L	4-7
4-7	at Mississippi State *	L	0-8 (6)
4-11	Mississippi Valley State	W	4-0
4-14	Arkansas *	L	0-7
4-14	Arkansas *	W	1-0
4-15	Arkansas *	W	7-4
4-18	Southern Miss	W	8-3
4-18	Southern Miss	L	8-9
4-21	No. 2 Alabama *	L	0-10 (5)
4-21	No. 2 Alabama *	L	4-12
4-22	No. 2 Alabama *	L	0-6
4-25	at Georgia *	L	3-4
4-25	at Georgia *	L	1-5
5-1	at Birmingham-Southern	W	5-0
5-1	at Birmingham-Southern	W	9-1 (6)
5-5	at South Carolina *	W	1-0
5-5	at South Carolina *	L	0-1 (9)
5-6	at South Carolina *	L	0-1 (8)
5-10	vs. No. 1 Tennessee !	L	0-6

^ - Wilson Demarini Invitational (Houston, Texas)  
 & - Ragin' Cajuns Invitational (Lafayette, La.)  
 \$ - Palm Springs Classic (Palm Springs, Calif.)  
 % - Red and Blue Classic (Oxford, Miss.)  
 \* - M&F Fastpitch Classic (Madison, Miss.)  
 ! - SEC Tournament (Auburn, Ala.)  
 \* - Southeastern Conference Game

Date	Opponent	W/L	Score
2-8	Middle Tennessee ^	W	4-0
2-8	Tennessee Tech ^	W	8-7
2-9	Georgetown ^	W	4-3 (8)
2-9	Kennesaw State ^	L	0-3
2-13	Alcorn State	W	22-3 (5)
2-13	Alcorn State	W	17-0 (5)
2-16	Florida Gulf Coast &	L	2-4
2-16	South Florida &	L	0-3
2-17	Florida A&M &	W	8-1
2-17	No. 4 Tennessee &	L	0-2
2-18	Hofstra &	L	2-3 (8)
2-23	Louisville \$	W	2-0
2-23	Nebraska \$	W	2-0
2-29	Stephen F. Austin %	W	3-2
3-1	Belmont %	W	10-2 (6)
3-1	Louisiana Tech %	W	4-0
3-2	Jacksonville State %	W	2-1
3-2	Troy %	W	2-1 (8)
3-8	at No. 5 Florida *	L	3-4
3-8	at No. 5 Florida *	L	3-4
3-9	at No. 5 Florida *	L	2-5
3-11	South Alabama	W	3-1
3-12	at Southern Miss	L	0-4
3-15	Auburn *	L	1-3
3-15	Auburn *	L	0-5
3-16	Auburn *	L	2-3 (11)
3-18	Central Arkansas	W	6-2
3-21	No. 21 Mississippi State *	L	3-5
3-21	No. 21 Mississippi State *	L	2-3
3-22	No. 21 Mississippi State *	L	3-8
3-26	No. 15 Georgia *	L	2-4
3-26	No. 15 Georgia *	L	0-3
3-29	at No. 2 Alabama *	L	6-8
3-30	at No. 2 Alabama *	L	0-8 (5)
3-30	at No. 2 Alabama *	L	0-8 (5)
4-5	Kentucky *	L	1-3
4-5	Kentucky *	W	6-1
4-6	Kentucky *	L	2-4
4-8	No. 24 Mississippi State *	W	2-1
4-10	Southern Miss	L	0-1
4-12	at No. 12 LSU *	L	5-8
4-12	at No. 12 LSU *	W	3-1
4-13	at No. 12 LSU *	W	2-0
4-16	at No. 9 Tennessee *	W	1-0
4-16	at No. 9 Tennessee *	L	2-6
4-19	at Arkansas *	L	2-3
4-19	at Arkansas *	W	8-0 (5)
4-20	at Arkansas *	W	6-1
4-26	South Carolina *	W	2-1 (9)
4-26	South Carolina *	W	3-0
4-27	South Carolina *	W	1-0 (5)
5-2	at Louisiana Tech	L	4-5 (8)
5-2	at Louisiana Tech	W	3-0
5-8	vs. No. 1 Florida !	L	0-1

^ - Kennesaw State Tournament (Kennesaw, Ga.)  
 & - USF-Best Western Tournament (Tampa, Fla.)  
 \$ - University of Louisville Cardinal Classic (Louisville, Ky.)  
 % - Red and Blue Classic (Oxford, Miss.)  
 \* - M&F Fastpitch Classic (Madison, Miss.)  
 ! - SEC Tournament (Baton Rouge, La.)  
 \* - Southeastern Conference Game

## 2009 SEASON

(23-29, 7-20 SEC/5th West)

Head Coach: Missy Dickerson



Date	Opponent	W/L	Score
2-6	at No. 9 Louisiana-Lafayette	L	0-7
2-7	at No. 9 Louisiana-Lafayette	W	4-2
2-8	at No. 9 Louisiana-Lafayette	W	4-0 (10)
2-13	Stephen F. Austin ^	L	2-3 (8)
2-13	Texas-San Antonio ^	W	1-0
2-14	Northwestern State ^	W	10-0 (5)
2-14	Baylor ^	L	2-3
2-15	New Mexico ^	W	6-3
2-19	BYU &	W	4-2 (8)
2-19	Loyola Marymount &	L	6-8
2-20	No. 9 Cal &	L	0-1
2-21	No. 3 Washington &	L	2-8
2-21	Cal State Fullerton	W	3-0
2-25	at Alcorn State	W	6-1
2-25	at Alcorn State	W	2-0
2-27	North Florida \$	W	7-3
2-27	USC-Upstate \$	W	10-4
3-7	at Auburn *	L	8-9 (13)
3-7	at Auburn *	L	3-4
3-8	at Auburn *	L	5-8
3-14	No. 1 Florida *	L	0-2
3-14	No. 1 Florida *	L	0-12
3-15	No. 1 Florida *	L	0-4
3-18	at South Carolina *	L	1-2 (11)
3-18	at South Carolina *	W	12-8
3-21	No. 2 Alabama *	L	4-13 (5)
3-21	No. 2 Alabama *	L	0-15 (5)
3-22	No. 2 Alabama *	L	0-3
3-24	No. 17 LSU *	W	3-2 (10)
3-24	No. 17 LSU *	L	2-5
3-28	Arkansas *	W	5-4
3-28	Arkansas *	W	3-2
3-29	Arkansas *	L	0-6
4-1	Mississippi State %	W	8-3
4-4	at Kentucky *	W	4-1
4-4	at Kentucky *	L	5-6 (8)
4-5	at Kentucky *	L	5-7
4-10	at No. 7 Georgia *	L	0-8 (5)
4-11	at No. 7 Georgia *	L	0-6
4-11	at No. 7 Georgia *	L	2-4
4-14	Southern Miss	W	7-3
4-15	Jacksonville State	L	1-5
4-18	No. 12 Tennessee *	L	2-5
4-18	No. 12 Tennessee *	W	4-1
4-19	No. 12 Tennessee *	W	7-6
4-22	Central Arkansas	W	3-2
4-22	Central Arkansas	W	8-1
4-23	at Jacksonville State	L	3-4
4-29	at Louisiana Tech	W	5-4
4-29	at Louisiana Tech	L	1-9 (5)
5-2	at Mississippi State *	L	2-6
5-2	at Mississippi State *	L	0-8 (5)

^ - Gettnerman Classic (Waco, Texas)  
 & - Cathedral City Classic (Palm Springs, Calif.)  
 \$ - Red and Blue Classic (Oxford, Miss.)  
 % - M&F Fastpitch Classic (Madison, Miss.)  
 \* - SEC opponent

## 2010 SEASON

(29-27, 8-19 SEC/5th West)

Head Coach: Missy Dickerson




Date	Opponent	W/L	Score
2-11	vs. Western Michigan ^	L	16-21
2-11	at Arizona State ^	L	0-13 (5)
2-12	vs. Oregon State ^	W	6-3
2-12	vs. Ohio ^	W	7-3
2-13	vs. Portland State ^	W	5-3
2-19	vs. Minnesota &	L	0-1
2-19	vs. Pittsburgh &	W	3-0
2-20	vs. Maryland &	W	2-0
2-20	at Florida Atlantic &	L	0-2
2-21	vs. Maryland &	W	2-1
2-26	Centenary %	W	5-2
2-26	Murray State %	W	9-1 (6)
2-27	SIU-Edwardsville %	L	4-5
2-27	Centenary %	W	8-3
2-28	SIU-Edwardsville %	W	4-2 (8)
3-3	Central Arkansas	W	7-6
3-5	vs. Mercer \$	W	11-0 (5)
3-6	vs. Tennessee Tech \$	L	3-4
3-6	vs. UT Martin \$	L	6-7 (9)
3-7	vs. Rhode Island \$	W	7-2
3-7	vs. Georgia Tech \$	L	0-1
3-10	South Carolina *	W	3-0
3-10	South Carolina *	W	6-3
3-13	at No. 4 Florida *	L	2-12
3-13	at No. 4 Florida *	W	6-4 (8)
3-14	at No. 4 Florida *	L	3-5
3-17	at No. 14 LSU *	L	1-7
3-17	at No. 14 LSU *	L	1-2
3-20	Mississippi State *	W	6-4
3-20	Mississippi State *	W	9-2
3-21	Mississippi State *	L	5-11
3-27	at No. 17 Tennessee *	L	2-4
3-27	at No. 17 Tennessee *	L	3-6
3-31	Alcorn State	W	9-1 (6)
3-31	Alcorn State	W	9-0 (5)
4-6	at Southern Miss	W	4-0
4-10	Georgia *	L	5-9
4-10	Georgia *	L	0-6
4-11	Georgia *	L	5-6 (10)
4-15	at Samford	W	7-3
4-15	at Samford	W	3-1
4-17	at No. 5 Alabama *	L	0-14 (5)
4-17	at No. 5 Alabama *	L	3-8
4-18	at No. 5 Alabama *	L	1-3
4-24	Auburn *	L	2-3
4-24	Auburn *	L	0-3
4-25	Auburn *	W	6-5
4-29	at Central Arkansas	W	11-1 (6)
5-1	at Arkansas *	L	0-5
5-1	at Arkansas *	L	0-9 (5)
5-2	at Arkansas *	W	10-6
5-8	Kentucky *	L	0-2 (8)
5-8	Kentucky *	L	2-4
5-9	Kentucky *	W	5-3
5-14	Alcorn State	W	8-0 (6)
5-14	Alcorn State	W	8-0 (6)

^ - Kajikawa Classic (Tempe, Ariz.)  
 & - FAU Tournament (Boca Raton, Fla.)  
 % - Red and Blue Classic (Oxford, Miss.)  
 \$ - Buzz Classic (Woodstock, Ga.)  
 \* - SEC opponent

## 2011 SEASON

(14-39, 3-23 SEC/5th West)

Head Coach: Missy Dickerson



Date	Opponent	W/L	Score
2-10	vs. Utah ^	L	0-10 (5)
2-10	vs. San Jose State ^	L	2-3
2-11	vs. No. 16 BYU ^	L	5-9
2-11	vs. No. 14 Oregon ^	L	1-4
2-12	vs. Cal State Bakersfield ^	W	9-1 (5)
2-18	vs. Fordham &	W	5-3
2-18	vs. No. 25 DePaul &	L	2-3 (8)
2-19	vs. UAB &	L	0-3
2-19	at South Florida &	L	0-8 (6)
2-20	vs. Indiana &	L	3-7
2-22	Mississippi Valley	W	6-1
2-25	Austin Peay %	W	4-3 (8)
2-25	Louisiana Tech %	L	4-6
2-26	South Alabama %	L	2-10
2-26	Western Kentucky %	L	3-9
2-27	Southeast Missouri %	W	4-2
3-1	Alcorn State	L	1-3
3-1	Alcorn State	W	11-0 (5)
3-2	at Southern Miss	W	5-4 (8)
3-4	vs. Wichita State \$	L	2-3
3-4	vs. Texas Arlington \$	L	0-3
3-5	vs. Louisiana Tech \$	W	8-0 (6)
3-5	at North Texas \$	L	3-4
3-6	avs. UTEP \$	W	6-4
3-11	at South Carolina *	L	7-10
3-12	at South Carolina *	L	5-9
3-13	at South Carolina *	L	1-7
3-16	at Central Arkansas	W	7-5
3-18	No. 2 Florida *	L	0-8 (6)
3-19	No. 2 Florida *	L	3-17 (5)
3-20	No. 2 Florida *	L	3-11
3-23	Arkansas *	W	4-3
3-23	Arkansas *	L	6-7
3-25	at No. 22 Auburn *	L	1-4
3-26	at No. 22 Auburn *	W	2-1 (6)
3-27	at No. 22 Auburn *	L	0-8 (5)
4-1	at Mississippi State *	W	6-0
4-2	at Mississippi State *	L	0-3
4-3	at Mississippi State *	L	3-9
4-8	No. 8 Tennessee *	L	1-7
4-9	No. 8 Tennessee *	L	3-10
4-10	No. 8 Tennessee *	L	0-9 (5)
4-13	Middle Tennessee	W	2-0
4-13	Middle Tennessee	L	1-2
4-15	at No. 4 Georgia *	L	3-7
4-16	at No. 4 Georgia *	L	1-10 (5)
4-17	at No. 4 Georgia *	L	2-3
4-22	No. 23 LSU *	L	0-8
4-23	No. 23 LSU *	L	0-4
4-24	No. 23 LSU *	L	0-4
5-6	No. 5 Alabama *	L	0-8 (5)
5-7	No. 5 Alabama *	L	1-18
5-8	No. 5 Alabama *	L	1-10 (8)

^ - Kajikawa Classic (Tempe, Ariz.)  
 & - USF-Fairfield Inn & Suites Tournament (Tampa, Fla.)  
 % - Red and Blue Classic (Oxford, Miss.)  
 \$ - Courtyard Classic (Denton, Texas)  
 \* - SEC opponent

## 2012 SEASON

(22-32, 7-21 SEC/5th West)

Head Coach: Windy Thees



## 2013 SEASON

(25-31, 3-21 SEC/7th West)

Head Coach: Windy Thees



## 2014 SEASON

(22-31, 3-21 SEC/13th)

Head Coach: Windy Thees



Date	Opponent	W/L	Score
2-10	vs. Tennessee Tech ^	W	6-3
2-10	at Florida State ^	L	6-10
2-11	vs. Stephen F. Austin ^	W	9-0 (5)
2-11	vs. Stephen F. Austin ^	W	11-3 (5)
2-12	at Florida State ^	L	0-8 (5)
2-19	Belmont	W	9-1 (5)
2-19	Murray State	L	6-11
2-24	vs. Texas-San Antonio &	W	12-2 (5)
2-24	at Texas A&M-Corpus Christi &	L	4-7
3-2	Chattanooga %	W	9-6
3-2	Troy %	L	1-5
3-3	Belmont %	W	6-0
3-3	Chattanooga %	L	3-5
3-4	Belmont %	W	5-0
3-6	at Central Arkansas	L	5-6
3-7	at Arkansas *	W	13-0 (5)
3-7	at Arkansas *	W	7-6 (8)
3-9	vs. Cal Poly \$	W	6-4
3-9	at No. 10 Stanford \$	L	5-13 (5)
3-10	vs. Colorado State \$	W	5-2
3-10	at No. 10 Stanford \$	L	4-8
3-11	vs. James Madison \$	W	3-2
3-16	at No. 1 Alabama *	L	2-12 (5)
3-17	at No. 1 Alabama *	L	7-10
3-18	at No. 1 Alabama *	L	1-12 (5)
3-23	No. 11 Georgia *	L	4-8
3-24	No. 11 Georgia *	L	0-9
3-25	No. 11 Georgia *	L	0-8
3-27	vs. Jackson State	L	2-7
3-27	vs. Southern Miss	W	5-3
3-30	No. 24 Auburn *	L	5-9 (10)
3-31	No. 24 Auburn *	L	4-7
4-1	No. 24 Auburn *	W	6-1
4-3	Jackson State	W	5-2
4-6	at No. 6 Florida *	L	0-5
4-7	at No. 6 Florida *	L	1-9 (5)
4-8	at No. 6 Florida *	L	3-14 (5)
4-13	Mississippi State *	L	3-5
4-14	Mississippi State *	L	1-2
4-15	Mississippi State *	L	3-10
4-18	Kentucky *	L	1-3
4-18	Kentucky *	L	0-8 (5)
4-20	at No. 23 LSU *	L	0-4
4-21	at No. 23 LSU *	L	1-2
4-22	at No. 23 LSU *	W	1-0
4-24	Mississippi Valley State	L	1-4
4-27	at No. 7 Tennessee *	L	1-5
4-28	at No. 7 Tennessee *	L	0-9
4-29	at No. 7 Tennessee *	L	1-2
5-1	Arkansas-Pine Bluff	W	9-0 (5)
5-1	Arkansas-Pine Bluff	W	10-0 (5)
5-4	South Carolina *	W	1-0
5-5	South Carolina *	W	6-3
5-6	South Carolina *	W	3-2

^ - Seminole Classic (Tallahassee, Fla.)  
 & - Best Western Marina Grand Islanders Classic (Corpus Christi, Texas)  
 % - Red and Blue Classic (Oxford, Miss.)  
 \$ - Stanford Louisville Slugger Classic (Palo Alto, Calif.)  
 \* - Southeastern Conference Game

Date	Opponent	W/L	Score
2-7	vs. Saint Mary's ^	W	10-2
2-7	at No. 23 Hawaii ^	L	0-2
2-8	vs. UAB ^	L	3-5
2-8	vs. No. 16 Washington ^	L	2-10 (5)
2-9	vs. Saint Mary's ^	W	7-2
2-9	at No. 23 Hawaii ^	L	0-2
2-13	No. 10 LSU	L	1-9 (6)
2-15	vs. Lamar &	W	11-1 (5)
2-15	vs. Central Arkansas &	L	2-4
2-16	at South Alabama &	L	2-4
2-17	vs. Jackson State &	W	10-2 (6)
2-20	Southern Miss	L	4-7
2-20	Southern Miss	W	3-0
2-22	McNeese State %	W	9-8 (8)
2-23	Tennessee-Martin %	W	9-8 (8)
2-23	Drake %	W	2-1
2-24	Middle Tennessee State %	W	11-0 (5)
2-24	Mississippi Valley State %	W	2-1
2-27	Arkansas-Pine Bluff	W	4-0
2-27	Arkansas-Pine Bluff	W	16-0 (5)
3-1	vs. Penn \$	W	2-1
3-1	at UCF \$	L	3-4 (10)
3-2	vs. Villanova \$	W	7-0
3-2	vs. Connecticut \$	W	7-3
3-3	vs. Villanova \$	W	2-0
3-8	at No. 15 Kentucky *	W	3-1
3-9	at No. 15 Kentucky *	L	2-5
3-10	at No. 15 Kentucky *	L	2-5
3-12	at Belmont	W	10-2
3-13	at UT Martin	L	0-1
3-15	No. 8 Missouri *	L	0-11 (5)
3-16	No. 8 Missouri *	L	1-6
3-17	No. 8 Missouri *	L	0-12 (5)
3-20	Samford	W	3-0
3-22	at No. 23 Georgia *	L	0-6
3-23	at No. 23 Georgia *	L	5-14 (5)
3-24	at No. 23 Georgia *	L	4-12 (6)
3-29	No. 3 Florida *	L	1-4
3-31	No. 3 Florida *	L	0-8
3-31	No. 3 Florida *	L	7-8
4-5	at Auburn *	L	0-9 (6)
4-6	at Auburn *	L	1-2
4-7	at Auburn *	W	11-9
4-9	Arkansas-Pine Bluff	W	8-0 (5)
4-12	at Mississippi State *	L	1-5
4-13	at Mississippi State *	L	5-6
4-14	at Mississippi State *	L	0-8 (6)
4-17	ULM	W	8-0 (5)
4-19	No. 2 Tennessee *	L	4-12 (5)
4-20	No. 2 Tennessee *	L	5-15 (6)
4-21	No. 2 Tennessee *	L	1-9 (5)
4-24	at Louisiana Tech	Cancelled	
4-24	at Louisiana Tech	Cancelled	
4-26	No. 15 Texas A&M *	W	8-4
4-27	No. 15 Texas A&M *	L	4-8
4-28	No. 15 Texas A&M *	L	1-5
5-1	Alcorn State	W	8-0 (5)
5-1	Alcorn State	W	10-1 (5)

^ - Oceanic Time Warner Cable Paradise Classic (Honolulu, Hawaii)  
 & - Mardi Gras Invitational (Mobile, Ala.)  
 % - Red and Blue Classic (Oxford, Miss.)  
 \$ - UCF Holiday Inn Select Spring Fling (Orlando, Fla.)  
 \* - Southeastern Conference Game

Date	Opponent	W/L	Score
2-7	vs. Western Kentucky ^	L	2-3
2-7	at Florida Gulf Coast ^	L	2-3
2-8	vs. Georgetown ^	W	2-1
2-8	vs. Liberty ^	W	5-1
2-9	vs. Georgetown ^	L	2-9
2-14	vs. Fordham &	L	3-4
2-14	vs. Kansas &	W	6-2
2-15	vs. DePaul &	L	0-3
2-15	vs. Western Carolina &	W	16-4 (5)
2-16	at College of Charleston &	L	0-2
2-18	at Southern Miss	W	7-4
2-18	at Southern Miss	W	4-3 (8)
2-21	Bowling Green %	W	2-0
2-22	Buffalo %	W	8-0 (6)
2-22	Northern Colorado %	W	2-0
2-23	Saint Louis %	W	5-3
2-23	UT Martin %	W	3-2
2-28	vs. BYU \$	Cancelled	
2-28	at San Diego State \$	Cancelled	
3-1	vs. Grand Canyon \$	Cancelled	
3-1	vs. BYU \$	Cancelled	
3-2	vs. Fresno State \$	Cancelled	
3-3	vs. Utah State #	W	5-0
3-3	at Utah #	L	2-6
3-4	Arkansas-Pine Bluff	W	5-2
3-4	Arkansas-Pine Bluff	W	17-0 (5)
3-7	at No. 1 Florida *	W	2-0
3-8	at No. 1 Florida *	L	3-10
3-9	at No. 1 Florida * [SUN]	L	0-2
3-12	at ULM	L	3-6
3-12	at ULM	W	11-1 (5)
3-14	No. 9 Alabama *	L	2-10
3-15	No. 9 Alabama *	L	0-7
3-16	No. 9 Alabama *	L	2-9
3-19	Louisiana Tech	W	3-0
3-21	Arkansas *	W	11-4
3-22	Arkansas *	W	13-6
3-23	Arkansas * [FSN]	L	7-15 (5)
3-25	at UT Martin	L	2-3
3-29	at South Carolina *	L	5-9
3-29	at South Carolina *	L	5-13 (6)
3-30	at South Carolina *	L	6-7
4-7	at Southeastern Louisiana	W	9-0 (6)
4-7	at Southeastern Louisiana	L	2-3
4-11	No. 11 Kentucky *	L	1-3
4-12	No. 11 Kentucky *	L	1-3
4-13	No. 11 Kentucky *	L	4-11 (10)
4-15	Alcorn State	W	18-5 (5)
4-15	Alcorn State	W	13-1 (5)
4-18	at No. 13 Missouri *	L	3-5
4-18	at No. 13 Missouri *	L	0-2
4-19	at No. 13 Missouri *	L	1-9 (6)
4-25	No. 24 LSU *	L	1-10 (5)
4-26	No. 24 LSU *	L	1-3
4-27	No. 24 LSU *	L	4-13 (5)
5-2	at No. 8 Tennessee *	L	6-11
5-3	at No. 8 Tennessee *	L	3-5
5-4	at No. 8 Tennessee * [FSN]	L	1-5

^ - FGCU/Four Points by Sheraton Invitational (Fort Myers, Fla.)  
 & - College of Charleston Classic (Charleston, S.C.)  
 % - Red & Blue Classic (Oxford, Miss.)  
 \$ - San Diego Classic I (San Diego, Calif.)  
 # - Make-up games played in Salt Lake City, Utah  
 \* - Southeastern Conference Game

## 2015 SEASON

(30-25, 6-18 SEC/11th)

Head Coach: Mike Smith



Date	Opponent	W/L	Score
2-5	vs. Oregon State ^	L	1-2
2-5	vs. San Jose State ^	W	6-5
2-6	at No. 16 Arizona State ^	L	3-6
2-7	vs. Fresno State ^	W	4-0
2-7	vs. UC Santa Barbara ^	L	2-3
2-8	vs. Western Michigan ^	W	4-3
2-13	vs. Iowa State &	L	2-4
2-13	vs. St. Bonaventure &	W	9-2
2-14	vs. Iowa State &	W	13-5 (6)
2-14	at Coastal Carolina &	W	2-1
2-21	vs. Delaware %	W	12-4 (5)
2-21	vs. Memphis %	W	8-2
2-27	vs. Bethune Cookman \$	W	6-5 (8)
2-27	at FIU \$	W	5-0
2-28	vs. Michigan State \$	W	4-3
2-28	vs. Bethune Bookman \$	W	5-1
3-1	vs. Michigan State \$	L	3-9 (8)
3-3	Memphis	W	8-0 (5)
3-6	at No. 4 Alabama*	L	0-6
3-7	at No. 4 Alabama*	L	0-7
3-8	at No. 4 Alabama*	L	0-10 (5)
3-11	UA-Pine Bluff	W	8-0 (6)
3-11	UA-Pine Bluff	W	22-3 (5)
3-14	#12 Auburn* (ESPNU)	L	3-14 (5)
3-15	#12 Auburn* (ESPNU)	L	3-7
3-16	#12 Auburn* (SECN)	L	2-10 (6)
3-18	ULM	L	1-9 (5)
3-20	No. 24 Mississippi State*	L	6-8
3-21	No. 24 Mississippi State* (SECN)	W	8-7 (9)
3-21	No. 24 Mississippi State* (SECN)	W	14-8
3-25	Mississippi Valley State	W	7-2
3-27	at Arkansas*	W	7-3
3-28	at Arkansas*	W	6-4 (8)
3-29	at Arkansas*	W	4-2
3-31	UT Martin	W	6-4
4-3	at No. 2 LSU*	L	2-5
4-4	at No. 2 LSU*	L	0-8 (5)
4-4	at No. 2 LSU*	L	2-8
4-8	at Samford	W	13-8
4-10	No. 12 Georgia*	L	0-8
4-11	No. 12 Georgia*	L	7-9 (9)
4-12	No. 12 Georgia*	L	0-4
4-15	Southern Miss	W	7-0
4-15	Southern Miss	W	3-1
4-18	Louisville	W	5-2
4-21	Alcorn State	W	18-3 (5)
4-21	Alcorn State	W	17-0 (5)
4-24	South Carolina*	L	2-10
4-25	South Carolina* (SECN)	W	5-2
4-26	South Carolina* (SECN)	L	7-10
4-29	at Mississippi Valley State	W	9-0 (6)
5-1	at No. 25 Texas A&M*	L	1-6
5-2	at No. 25 Texas A&M*	L	6-8
5-3	at No. 25 Texas A&M* (SECN)	L	5-8
5-6	vs. No. 14 Georgia #	L	0-11 (5)

^ - Kajikawa Invitational (Tempe, Ariz.)  
 & - Battle at the Beach (Conway, S.C.)  
 % - Petal High School (Petal, Miss.)  
 \$ - Felsberg Invitational (Miami, Fla.)  
 \* - Southeastern Conference game  
 # - SEC Tournament game

## 2016 SEASON

(41-22, 11-13 SEC/9th)

Head Coach: Mike Smith



Date	Opponent	W/L	Score
2-11	vs. UMKC ^	W	5-4
2-12	vs. St. Mary's ^	W	5-0
2-12	at Hawaii ^	L	0-3
2-13	vs. St. Mary's ^	W	10-2 (6)
2-13	at Hawaii ^	W	6-5 (8)
2-19	vs. McNeese State &	L	1-2
2-19	at Troy &	W	6-1
2-20	vs. Eastern Illinois &	W	4-2
2-20	vs. Tennessee Tech &	W	8-5
2-21	vs. Eastern Illinois &	W	8-0 (5)
2-24	at Southern Miss	L	1-2
2-24	at Southern Miss	W	10-1 (5)
2-26	Northern Iowa %	W	5-0
2-26	Stephen F. Austin %	W	4-2
2-27	UTSA %	W	9-1 (6)
2-27	UTSA %	W	8-0 (5)
2-28	Northern Iowa %	W	1-0
3-4	Penn State \$	W	4-3 (8)
3-4	Belmont \$	W	9-5
3-5	UMASS \$	W	1-0
3-5	Penn State \$	W	7-6
3-6	Belmont \$	W	8-0 (5)
3-9	Youngstown State	W	9-2
3-11	No. 13 Missouri*	L	3-5
3-13	No. 13 Missouri*	L	0-2
3-13	No. 13 Missouri*	W	9-5
3-15	Central Arkansas	W	7-0
3-16	ULM (SECN)	W	2-1
3-18	at No. 13 Kentucky*	W	3-1
3-19	at No. 13 Kentucky*	L	1-3
3-20	at No. 13 Kentucky*	L	2-6
3-22	at Memphis	W	7-3
3-25	at Oklahoma State	L	6-9
3-25	at Oklahoma State	L	6-8
3-29	Samford	W	5-4
4-2	at Mississippi State*	W	4-3
4-3	at Mississippi State* (ESPNU)	L	0-1 (8)
4-4	at Mississippi State* (SECN)	W	9-5
4-8	No. 2 Florida*	L	0-8 (6)
4-9	No. 2 Florida*	L	1-6
4-10	No. 2 Florida*	L	2-4
4-13	UT Martin	L	6-9
4-15	at South Carolina*	W	5-2
4-16	at South Carolina*	W	2-0
4-17	at South Carolina* (SECN)	L	5-7
4-19	Memphis	W	5-3
4-22	Arkansas*	W	10-7
4-23	Arkansas* (SECN)	W	7-2
4-24	Arkansas*	W	6-5
4-27	UAB (SECN)	W	5-0
4-29	at No. 14 Georgia*	L	0-8 (5)
4-30	at No. 14 Georgia*	W	1-0
5-1	at No. 14 Georgia*	L	3-10
5-4	at Louisiana Tech	W	3-1
5-6	No. 9 Tennessee*	L	2-7
5-7	No. 9 Tennessee* (SECN)	W	3-0
5-8	No. 9 Tennessee*	L	1-11 (5)
5-11	vs. No. 18 Georgia ! (SECN)	W	4-2
5-12	vs. No. 1 Florida ! (SECN)	L	0-1
5-20	vs. Tulsa # (ESPN3)	W	5-1
5-21	at No. 3 Oklahoma # (ESPN2)	L	1-9 (5)
5-21	vs. Wichita State # (ESPN3)	W	4-0
5-22	at No. 3 Oklahoma # (ESPN3)	L	0-3

^ - Oceanic Time Warner Cable Paradise Classic (Honolulu, Hawaii)  
 & - Troy Classic (Troy, Ala.)  
 % - Ole Miss Classic (Oxford, Miss.)  
 \$ - Red & Blue Classic (Oxford, Miss.)  
 \* - Southeastern Conference game  
 ! - SEC Tournament game  
 # - NCAA Regional (Norman, Okla.)

## 2017 SEASON

(43-20, 10-14 SEC/8th)

Head Coach: Mike Smith



Date	Opponent	W/L	Score
2-10	vs. Loyola Marymount ^	W	2-0
2-11	vs. Pacific ^	W	9-0 (5)
2-11	vs. North Dakota State ^	L	0-1
2-12	vs. Loyola Marymount ^	W	8-1
2-17	vs. No. 4 Oklahoma &	L	8-11
2-18	vs. Incarnate Word &	W	11-5 (5)
2-18	vs. Rhode Island &	W	13-0 (5)
2-19	vs. Rhode Island &	W	18-4 (5)
2-19	at Houston &	W	12-3 (5)
2-24	vs. Colgate @	W	14-2 (5)
2-24	vs. No. 23 South Florida @	W	8-0 (6)
2-25	vs. Colgate @	W	8-2
2-25	at Stetson @	W	3-0
2-26	vs. No. 23 South Florida @	W	12-1 (5)
3-1	Louisiana Tech	W	4-3 (8)
3-3	Mississippi Valley State %	W	8-0 (5)
3-4	Austin Peay %	W	6-0
3-4	Nicholls %	W	6-5
3-5	UT Martin %	W	10-7
3-9	Bowling Green \$	W	8-1
3-10	Eastern Kentucky \$	W	12-6
3-11	Oklahoma State \$	L	1-5
3-12	Jackson State \$	W	10-1 (6)
3-15	Southeastern Louisiana	W	10-3
3-17	No. 7 Texas A&M*	L	2-4
3-18	No. 7 Texas A&M*	L	0-8 (5)
3-19	No. 7 Texas A&M*	L	1-3
3-22	Mississippi State	W	2-0
3-24	at No. 19 Tennessee*	L	0-8 (5)
3-25	at No. 19 Tennessee*	L	1-6
3-26	at No. 19 Tennessee*	L	1-4
3-29	at Jacksonville State	L	4-5 (11)
3-31	No. 16 Kentucky*	W	7-1
4-1	No. 16 Kentucky*	L	0-1
4-2	No. 16 Kentucky*	W	4-0
4-4	Central Arkansas	W	1-0 (12)
4-7	at No. 5 Auburn*	L	1-3
4-8	at No. 5 Auburn*	W	10-4
4-9	at No. 5 Auburn*	L	1-3
4-12	Memphis	W	4-0
4-14	No. 11 LSU*	W	1-0 (8)
4-14	No. 11 LSU*	W	1-0
4-15	No. 11 LSU*	W	3-2
4-18	at UT Martin	W	7-2
4-21	at No. 1 Florida*	L	0-2
4-22	at No. 1 Florida*	L	0-3
4-23	at No. 1 Florida*	L	0-5
4-26	Jacksonville State	W	2-1
4-29	No. 13 Alabama*	L	0-2
4-29	No. 13 Alabama*	W	2-1
5-1	No. 13 Alabama*	W	5-4
5-5	at Missouri*	W	6-0
5-6	at Missouri*	W	12-4
5-7	at Missouri*	L	2-3 (9)
5-10	vs. Mississippi State !	W	2-1
5-11	vs. No. 1 Florida !	W	2-0
5-13	vs. No. 15 Alabama !	W	4-1
5-13	vs. No. 21 LSU !	W	5-1
5-19	Southern Illinois #	W	8-0 (5)
5-20	No. 22 Arizona State #	W	2-0
5-21	North Carolina #	W	7-2
5-25	at No. 5 UCLA +	L	7-8 (11)
5-26	at No. 5 UCLA +	L	0-1

^ - Easton Invitational (Fullerton, Calif.)  
 & - Rawlings Classic (Houston, Texas)  
 @ - Hatter Invitational (DeLand, Fla.)  
 % - Red & Blue Classic (Oxford, Miss.)  
 \$ - Ole Miss Classic (Oxford, Miss.)  
 \* - Southeastern Conference game  
 ! - SEC Tournament game  
 # - NCAA Regional (Oxford, Miss.)  
 + - NCAA Super Regional (Los Angeles, Calif.)

## 2018 SEASON

(32-25, 7-17 SEC/12th)

Head Coach: Mike Smith



## 2019 SEASON

(41-20, 13-10 SEC/5th)

Head Coach: Mike Smith



## 2020 SEASON

(12-13, 0-3 SEC)

Interim Head Coach: Ruben Felix



Date	Opponent	W/L	Score
2-8	vs. Virginia Tech ^	W	5-1
2-8	vs. Florida A&M ^	W	6-0
2-9	vs. Lamar ^	W	4-2 (8)
2-9	vs. Lipscomb ^	L	0-3
2-15	vs. Texas &	W	8-2
2-16	vs. Houston &	L	0-6
2-17	vs. Rutgers &	W	9-1 (6)
2-17	vs. No. 3 Oregon &	W	1-0 (9)
2-23	vs. Murray State %	W	4-2
2-23	vs. Tennessee Tech %	W	12-2 (5)
2-25	SIUE	W	1-0
2-26	SIUE	W	6-1
3-2	UT Martin \$	W	10-2 (5)
3-3	Saint Louis \$	W	3-1
3-3	Chattanooga \$	W	10-2 (5)
3-4	Southern Miss \$	L	2-5
3-6	Boston College	L	2-8
3-9	at No. 7 Texas A&M*	L	6-8
3-10	at No. 7 Texas A&M*	L	0-7
3-11	at No. 7 Texas A&M*	L	0-2
3-14	at Southeastern Louisiana	W	8-0 (6)
3-16	No. 17 South Carolina*	L	3-7
3-17	No. 17 South Carolina*	L	2-5
3-18	No. 17 South Carolina*	W	1-0
3-20	at Memphis	L	3-9
3-23	at No. 15 Alabama*	L	1-13 (5)
3-24	at No. 15 Alabama*	W	10-3
3-25	at No. 15 Alabama*	L	2-3
3-30	No. 10 Auburn*	L	1-3
3-31	No. 10 Auburn*	L	1-5
4-1	No. 10 Auburn*	W	3-2 (8)
4-4	at Southern Miss	W	5-1
4-6	at No. 14 LSU*	L	1-2 (19)
4-7	at No. 14 LSU*	L	0-1
4-8	at No. 14 LSU*	W	3-1
4-10	Central Arkansas	W	9-3
4-11	Belmont	W	5-0
4-15	No. 23 Mississippi State*	L	0-5
4-16	No. 23 Mississippi State*	L	0-6
4-17	No. 23 Mississippi State*	W	7-6
4-18	ULM	W	7-0
4-20	at UTEP	W	8-4
4-21	at UTEP	W	7-1
4-24	Alcorn State	W	14-0 (5)
4-24	Alcorn State	W	8-1
4-25	UT Martin	W	14-6 (6)
4-28	at No. 16 Arkansas*	L	0-3
4-29	at No. 16 Arkansas*	L	3-8
4-30	at No. 16 Arkansas*	L	1-7
5-4	No. 5 Georgia*	W	4-3
5-5	No. 5 Georgia*	W	5-0
5-6	No. 5 Georgia*	L	1-5
5-9	vs. 13 LSU !	L	1-4
5-18	vs. Long Beach State #	W	9-1
5-19	at No. 6 Arizona State #	L	1-7
5-19	vs. Long Beach State #	W	1-0
5-20	at No. 6 Arizona State #	L	0-9

^ - Sand Dollar Classic (Gulf Shores, Ala.)  
 & - Puerto Vallarta College Challenge (Puerto Vallarta, Mexico)  
 % - Trojan Classic (Troy, Ala.)  
 \$ - Ole Miss Classic (Oxford, Miss.)  
 \* - Southeastern Conference game  
 ! - SEC Tournament game  
 # - NCAA Regional (Tempe, Ariz.)

Date	Opponent	W/L	Score
2-7	at UCF ^	W	3-0
2-8	vs. Ohio State ^	L	2-4
2-9	vs. No. 21 Minnesota ^	W	3-1
2-9	vs. George Mason ^	W	8-0 (5)
2-15	vs. UC Riverside &	W	11-3 (5)
2-15	vs. Cal Poly &	W	5-2
2-16	vs. Oregon State &	W	2-0
2-16	at No. 2 UCLA &	L	0-4
2-17	vs. Boise State &	L	4-6
2-22	vs. Tulsa %	L	1-4
2-22	vs. Sam Houston State %	W	5-1
2-23	vs. Sam Houston State %	W	2-1
2-23	at No. 11 Texas %	L	2-3
2-24	at No. 11 Texas %	L	0-7
2-27	at Central Arkansas	W	18-3 (6)
3-1	Nicholls \$	W	6-0
3-1	Pitt \$	W	6-1
3-2	Pitt \$	W	4-3
3-2	Nicholls \$	W	2-0
3-6	Austin Peay	W	7-2
3-9	No. 14 Arkansas*	L	4-10
3-10	No. 14 Arkansas*	W	12-0 (5)
3-11	No. 14 Arkansas*	W	6-2
3-13	Memphis	W	6-0
3-15	Samford	W	15-2 (5)
3-16	No. 18 Oklahoma State	W	8-4
3-17	Samford	W	6-3
3-17	No. 18 Oklahoma State	W	10-1 (5)
3-23	at No. 16 South Carolina*	L	0-2
3-24	at No. 16 South Carolina*	W	2-0 (8)
3-29	No. 6 Florida*	L	2-5 (15)
3-30	No. 6 Florida*	W	8-4 (8)
3-31	No. 6 Florida*	W	3-1
4-2	at Belmont	W	11-1 (5)
4-5	at No. 22 Kentucky*	L	4-11
4-6	at No. 22 Kentucky*	W	8-4
4-6	at No. 22 Kentucky*	W	6-2 (8)
4-10	UAB	W	3-2 (8)
4-12	Missouri*	W	7-5 (8)
4-12	Missouri*	W	1-0
4-14	Missouri*	L	2-5
4-16	UT Martin	W	13-0 (5)
4-19	at Mississippi State*	W	21-0 (5)
4-19	at Mississippi State*	L	0-6
4-20	at Mississippi State*	W	3-1 (8)
4-24	Southern Miss	W	3-0
4-26	No. 9 Tennessee*	W	5-3
4-27	No. 9 Tennessee*	W	4-1
4-28	No. 9 Tennessee*	L	1-2 (9)
5-3	at No. 14 Georgia*	L	0-1
5-5	at No. 14 Georgia*	L	5-6
5-5	at No. 14 Georgia*	L	0-8 (5)
5-9	vs. Mississippi State !	W	9-4
5-10	vs. No. 23 Kentucky !	L	0-8 (5)
5-17	Chattanooga #	W	12-0 (5)
5-18	No. 7 Louisiana #	L	0-2
5-18	Southeast Missouri #	W	10-0 (5)
5-19	No. 7 Louisiana #	W	5-1
5-19	No. 7 Louisiana #	W	5-4
5-24	at No. 6 Arizona @	L	2-5
5-25	at No. 6 Arizona @	L	1-9

^ - Friends of Jaclyn Tournament (Orlando, Fla.)  
 & - Stacy Winsberg Memorial Tournament (Los Angeles/Long Beach, Calif.)  
 % - Texas Invitational (Austin, Texas)  
 \$ - Ole Miss Classic (Oxford, Miss.)  
 \* - Southeastern Conference game  
 ! - SEC Tournament game  
 # - NCAA Regional (Oxford, Miss.)  
 @ - NCAA Super Regional (Tucson, Ariz.)

Date	Opponent	W/L	Score
2-7	vs. Louisville ^	L	2-4
2-7	vs. NC State ^	L	2-3
2-8	vs. Illinois ^	L	1-3
2-8	vs. Notre Dame ^	L	5-7
2-9	vs. Liberty ^	L	2-4
2-13	vs. Colorado State &	W	2-0
2-13	vs. Utah &	L	4-5
2-14	vs. California Baptist &	L	2-4
2-15	vs. No. 6 Texas &	L	1-4
2-19	Mississippi Valley State	W	11-0 (5)
2-21	vs. No. 14 Oklahoma State %	W	8-5
2-21	at UAB %	W	5-0
2-22	vs. No. 11 Louisiana %	L	3-5
2-22	at UAB %	W	14-11 (13)
2-23	vs. No. 11 Louisiana %	L	1-8
2-25	North Alabama	W	6-2
2-28	Jackson State #	W	8-0 (5)
2-28	California Baptist #	W	8-2
2-29	Missouri State #	W	1-0
2-29	Jackson State #	W	9-1 (5)
3-1	California Baptist #	W	6-2
3-3	Central Arkansas	W	8-0 (5)
3-6	at No. 23 Missouri*	L	1-9 (6)
3-7	at No. 23 Missouri*	L	1-6
3-8	at No. 23 Missouri*	L	1-3

Note - season canceled due to the COVID-19 pandemic

^ - NFCA Division I Leadoff Classic (Clearwater, Fla.)  
 & - Puerto Vallarta College Challenge (Puerto Vallarta, Mexico)  
 % - Blazer Classic (Birmingham, Ala.)  
 \$ - Ole Miss Classic (Oxford, Miss.)  
 \* - Southeastern Conference Game

**SEC TOURNAMENT**

**2006 (ATHENS, GA.)**

5-5 No. 4 Alabama ..... L ..... 6-0

**2007 (AUBURN, ALA.)**

5-10 No. 1 Tennessee ..... L ..... 6-0

**2008 (BATON ROUGE, LA.)**

5-8 No. 1 Florida ..... L ..... 1-0

**2015 (BATON ROUGE, LA.)**

5-6 No. 14 Georgia ..... L ..... 11-0 (5)

**2016 (STARKVILLE, MISS.)**

5-11 No. 18 Georgia ..... W ..... 4-2

5-12 No. 1 Florida ..... L ..... 1-0

**2017 (KNOXVILLE, TENN.)**

5-10 Mississippi State ..... W ..... 2-1

5-11 No. 1 Florida ..... W ..... 2-0

5-13 No. 16 Alabama ..... W ..... 4-1

5-13 No. 21 LSU ..... W ..... 5-1

**2018 (COLUMBIA, MO.)**

5-9 LSU ..... L ..... 4-1

**2019 (COLLEGE STATION, TEXAS)**

5-9 Mississippi State ..... W ..... 9-4

5-10 No. 23 Kentucky ..... L ..... 0-8 (5)

**RECORDS AGAINST**

Alabama.....	1-1
Florida.....	1-2
Georgia.....	1-1
Kentucky.....	0-1
LSU.....	1-1
Mississippi State.....	2-0
Tennessee.....	0-1

**NCAA TOURNAMENT**

**REGIONALS**

(4 total appearances • 11-5 record)

**2016 (NORMAN, OKLA.)**

5-20 Tulsa ..... W ..... 5-1

5-21 No. 3 Oklahoma ..... L ..... 1-9

5-21 Wichita State ..... W ..... 4-0

5-22 No. 3 Oklahoma ..... L ..... 0-3

**2017 (OXFORD, MISS.)**

5-19 Southern Illinois ..... W ..... 8-0

5-20 No. 22 Arizona State ..... W ..... 2-0

5-21 North Carolina ..... W ..... 7-2

**2018 (TEMPE, ARIZ.)**

5-18 Long Beach State ..... W ..... 9-1

5-19 No. 6 Arizona State ..... L ..... 1-7

5-19 Long Beach State ..... W ..... 1-0

5-20 No. 6 Arizona State ..... L ..... 0-9 (5)

**2019 (OXFORD, MISS.)**

5-17 Chattanooga ..... W ..... 12-0 (5)

5-18 No. 7 Louisiana ..... L ..... 0-2

5-18 Southeast Missouri ..... W ..... 10-0 (5)

5-19 No. 7 Louisiana ..... W ..... 5-1

5-19 No. 7 Louisiana ..... W ..... 5-4

**SUPER REGIONALS**

(2 total appearances • 0-4 record)

**2017 (LOS ANGELES, CALIF.)**

5-25 No. 5 UCLA ..... L ..... 7-8

5-26 No. 5 UCLA ..... L ..... 0-1

**2019 (OXFORD, MISS.)**

5-24 No. 6 Arizona ..... L ..... 2-5

5-25 No. 6 Arizona ..... L ..... 1-9

**RECORDS AGAINST**

Arizona.....	0-2
Arizona State.....	1-2
Chattanooga.....	1-0
Long Beach State.....	2-0
Louisiana.....	2-1
North Carolina.....	1-0
Oklahoma.....	0-2
Southeast Missouri.....	1-0
Southern Illinois.....	1-0
Tulsa.....	1-0
UCLA.....	0-2
Wichita State.....	1-0

**AWARDS HISTORY**

**COSIDA ACADEMIC ALL-AMERICA (3)**

2019 (1) . . . . . Kylan Becker  
 2001 (1) . . . . . Jamie Cummings (3rd Team)  
 1998 (1) . . . . . Stephanie Vaglica

**NFCA SCHOLAR ALL-AMERICA (4)**

2009 (2) . . . . . Corrine Doornberg  
 . . . . . Amanda Hutcheson  
 1998 (1) . . . . . Stephanie Vaglica  
 1997 (1) . . . . . Stephanie Vaglica

**COSIDA ACADEMIC ALL-DISTRICT (9)**

2019 (1) . . . . . Kylan Becker (1st Team)  
 2017 (1) . . . . . Miranda Strother (1st Team)  
 2010 (1) . . . . . Corrine Doornberg (2nd Team)  
 2003 (1) . . . . . Lindsay Price (2nd Team)  
 2002 (2) . . . . . Lindsay Price (1st Team)  
 . . . . . Leslie Day (2nd Team)  
 2001 (2) . . . . . Jamie Cummings (3rd Team)  
 . . . . . Lindsay Price (3rd Team)  
 1998 (1) . . . . . Stephanie Vaglica (3rd Team)

**H. BOYD MCWHORTER SEC SCHOLAR-ATHLETE OF THE YEAR (1)**

1999 . . . . . Stephanie Vaglica

**SEC SPRING HONOR ROLL (167)**

2020 (13) . . . . . Mikayla Allee  
 . . . . . Gabby Alvarez  
 . . . . . Anna Borgen  
 . . . . . Katelin Cooper  
 . . . . . Autumn Gillespie  
 . . . . . Kacey Hvitved  
 . . . . . Abbey Latham  
 . . . . . Kelsha Loftin  
 . . . . . Ally Mena  
 . . . . . Jessica Puk  
 . . . . . Amanda Roth  
 . . . . . Ava Tillmann  
 . . . . . Tate Whitley  
 2019 (11) . . . . . Kylan Becker  
 . . . . . Anna Borgen  
 . . . . . Brittany Finney  
 . . . . . Autumn Gillespie  
 . . . . . Kaylee Horton  
 . . . . . Abbey Latham  
 . . . . . Ally Mena  
 . . . . . Jessica Puk  
 . . . . . Amanda Roth  
 . . . . . Ava Tillmann  
 . . . . . Izzy Werdann  
 2018 (9) . . . . . Kylan Becker  
 . . . . . Morgan Bruce  
 . . . . . Bry Castro  
 . . . . . Alyssa Clayton

. . . . . Brittany Finney  
 . . . . . Kaylee Horton  
 . . . . . Elisha Jahnke  
 . . . . . Paige McKinney  
 . . . . . Alex Schneider  
 2017 (12) . . . . . Kylan Becker  
 . . . . . Bry Castro  
 . . . . . Alyssa Clayton  
 . . . . . Elisha Jahnke  
 . . . . . Ashton Lampton  
 . . . . . Grayce Majam  
 . . . . . Dakota Matiko  
 . . . . . Paige McKinney  
 . . . . . Alex Schneider  
 . . . . . Miranda Strother  
 . . . . . Courtney Syrett  
 . . . . . Sarah Van Schaik  
 2016 (13) . . . . . Bry Castro  
 . . . . . Alyssa Clayton  
 . . . . . Haley Culley  
 . . . . . Alyssa Invergo  
 . . . . . Elisha Jahnke  
 . . . . . Natalie Martinez  
 . . . . . Dakota Matiko  
 . . . . . Paige McKinney  
 . . . . . Madi Osias  
 . . . . . Bri Payne  
 . . . . . Melina Preciado  
 . . . . . Alex Schneider  
 . . . . . Miranda Strother  
 2015 (9) . . . . . Allison Brown  
 . . . . . Alyssa Invergo  
 . . . . . Lauren Lindsey  
 . . . . . Natalie Martinez  
 . . . . . Jamie Morgan  
 . . . . . Bri Payne  
 . . . . . Melina Preciado  
 . . . . . Miranda Strother  
 . . . . . Courtney Syrett  
 2014 (10) . . . . . Allison Brown  
 . . . . . RT Cantillo  
 . . . . . Shelby Jo Fenter  
 . . . . . Carly Hummel  
 . . . . . Alyssa Invergo  
 . . . . . Londen Ladner  
 . . . . . Lauren Lindsey  
 . . . . . Natalie Nimmo  
 . . . . . Madi Osias  
 . . . . . Bri Payne  
 2013 (4) . . . . . Alyssa Invergo  
 . . . . . Natalie Martinez  
 . . . . . Madi Osias  
 . . . . . Bri Payne  
 2012 (8) . . . . . Brittany Broome  
 . . . . . Kelly Chandler  
 . . . . . Laine Collier  
 . . . . . Corrine Doornberg  
 . . . . . Amanda Hutcheson  
 . . . . . Londen Ladner  
 . . . . . Kelly Nolan  
 . . . . . Cali Overbeck  
 2011 (7) . . . . . Brittany Broome  
 . . . . . Laina Collier  
 . . . . . Corrine Doornberg  
 . . . . . Amanda Hutcheson  
 . . . . . Kelly Nolan  
 . . . . . Cali Overbeck  
 2010 (7) . . . . . Lindsey Perry  
 . . . . . Kelly Chandler  
 . . . . . Corrine Doornberg  
 . . . . . Courtnie Ghinaudo  
 . . . . . Amanda Hutcheson  
 . . . . . Alyssa McGovern  
 . . . . . Becky Nye  
 . . . . . Lindsey Perry  
 2009 (5) . . . . . Ashley Dowdy  
 . . . . . Courtnie Ghinaudo  
 . . . . . Molly Goza  
 . . . . . Michelle May  
 . . . . . Lindsey Perry  
 2008 (9) . . . . . Lisa Conchos  
 . . . . . Alise Doubt  
 . . . . . Ashley Dowdy  
 . . . . . Erin Faircloth  
 . . . . . Courtnie Ghinaudo  
 . . . . . Elizabeth Holbert  
 . . . . . Aly Preswood  
 . . . . . Lauren Rowe  
 . . . . . Amber Tramp  
 2007 (5) . . . . . Erin Faircloth  
 . . . . . Elizabeth Holbert  
 . . . . . Michelle May  
 . . . . . Jessica Plemons  
 . . . . . Lauren Rowe  
 2006 (5) . . . . . Erin Faircloth  
 . . . . . Cathie Hacker  
 . . . . . Kayle Mosley  
 . . . . . Mandy Ott  
 . . . . . Lauren Rowe  
 2005 (4) . . . . . Mary Jane Callahan  
 . . . . . Jordan Chitwood  
 . . . . . Stacy McCommon  
 . . . . . Mandy Ott  
 2004 (6) . . . . . Jill Bandhauer  
 . . . . . Andrea Brahs  
 . . . . . Jordan Chitwood  
 . . . . . Dede Justice  
 . . . . . Desiree Layman  
 . . . . . Mandy Ott  
 2003 (8) . . . . . Julie Baumann

..... Andrea Brahs  
 ..... Leslie Day  
 ..... Britte Hardy  
 ..... Megan Kozar  
 ..... Desiree Layman  
 ..... Lindsay Price  
 ..... Lindsey Whatley  
 2002 (7) ..... Julie Baumann  
 ..... Jamie Cummings  
 ..... Mackenzie Emel  
 ..... Phyllis Manley  
 ..... Lindsay Price  
 ..... Amber Slaton  
 ..... Tina Sclafani  
 2001 (4) ..... Julie Baumann  
 ..... Jamie Cummings  
 ..... Mackenzie Emel  
 ..... Lindsay Price  
 2000 (11) ..... Kara Chapman  
 ..... Kaci Coffee  
 ..... Jamie Cummings  
 ..... Mackenzie Emel  
 ..... Amanda Fine  
 ..... Korrie Kashuba  
 ..... Mandy Shklar  
 ..... Heather Swinney  
 ..... Audra Wadsworth  
 ..... Allison Willrath  
 ..... Bobbi Wurth  
 1999 (8) ..... Kara Chapman  
 ..... Kaci Coffee  
 ..... Amanda Fine  
 ..... Mady Shklar  
 ..... Heather Swinney  
 ..... Stephanie Vaglica  
 ..... Allison Willrath  
 ..... Bobbi Wurth

### SEC FIRST YEAR HONOR ROLL (55)

2020 (3) ..... Raegan Cheyne  
 ..... Lindsey Johnson  
 ..... Paige Smith  
 2019 (4) ..... Katelin Cooper  
 ..... Kacey Hvitved  
 ..... Molly Jacobsen  
 ..... Tate Whitley  
 2018 (8) ..... Anna Borgen  
 ..... Autumn Gillespie  
 ..... Abbey Latham  
 ..... Ally Mena  
 ..... Jessica Puk  
 ..... Amanda Roth  
 ..... Ava Tillmann  
 ..... Izzy Werdann  
 2017 (7) ..... Morgan Bruce  
 ..... Brittany Finney  
 ..... Kaylee Horton  
 ..... Kennedy Legg

..... Dominique Salinas  
 ..... Dylinn Stancil  
 ..... Allison Stark  
 2016 (5) ..... Kylan Becker  
 ..... Kennedy Cline  
 ..... Ashton Lampton  
 ..... Hailey Lunderman  
 ..... Sarah Van Schaik  
 2015 (5) ..... Danae King  
 ..... Aimilia McDonough  
 ..... Paige McKinney  
 ..... Emily Raspo  
 ..... Alex Schneider  
 2014 (3) ..... Emily Boyd  
 ..... Miranda Strother  
 ..... Courtney Syrett  
 2013 (4) ..... Alyssa Invergo  
 ..... Natalie Martinez  
 ..... Madi Osias  
 ..... Bri Payne  
 2012 (2) ..... Hayley Davis  
 ..... Lauren Lindsey  
 2011 (1) ..... Londen Ladner  
 2010 (2) ..... Brittany Broome  
 ..... Kelly Nolan  
 2009 (3) ..... Corrine Doornberg  
 ..... Amanda Hutcheson  
 ..... Cali Overbeck  
 2007 (3) ..... Ashley Dowdy  
 ..... Courtnie Ginaudo  
 ..... Becky Nye  
 2005 (1) ..... Kayla Mosley  
 2004 (3) ..... Mary Jane Callahan  
 ..... Vanessa Gibbs  
 ..... Brittany Warner  
 2003 (1) ..... Jordan Chitwood

### SEC COMMUNITY SERVICE TEAM (19)

2020 ..... Kelsa Loftin  
 2019 ..... Kylan Becker  
 2018 ..... Paige McKinney  
 2017 ..... Miranda Strother  
 2016 ..... Madi Osias  
 2015 ..... Lauren Lindsey  
 2014 ..... Natalie Nimmo  
 2013 ..... Brittany Broome  
 2012 ..... Amanda Hutcheson  
 2011 ..... Amanda Hutcheson  
 2010 ..... Courtnie Ginaudo  
 2009 ..... Courtnie Ginaudo  
 2008 ..... Courtnie Ginaudo  
 2007 ..... Lauren Rowe  
 2006 ..... Stacy McCommon  
 2005 ..... Mary Jane Callahan  
 2004 ..... Britte Hardy  
 2002 ..... Phyllis Manley  
 2000 ..... Allison Willrath

### SEC SPORTSMANSHIP AWARD (1)

2011 ..... Ole Miss

### NFCA ALL-AMERICA (3)

2019 (1) ..... Kylan Becker (1st Team)  
 2010 (1) ..... Lauren Grill (3rd Team)  
 2008 (1) ..... Lauren Grill (1st Team)

### NFCA REGIONAL COACHING STAFF OF THE YEAR (1)

2017 ..... Mike Smith, Ruben Felix, Taryne Mowatt  
 ..... Katie Rietkovich, Jody Davidson

### EASTON ALL-AMERICA (1)

2001 (1) ..... Jennifer Poore (3rd Team)

### SOFTBALL AMERICA ALL-AMERICA (1)

20019 (1) ..... Kylan Becker (1st Team)

### NFCA ALL-SOUTH REGION (15)

2019 (2) ..... Kylan Becker (1st Team)  
 ..... Molly Jacobsen (2nd Team)  
 2018 (1) ..... Elantra Cox (3rd Team)  
 2017 (3) ..... Elantra Cox (1st Team)  
 ..... Kylan Becker (3rd Team)  
 ..... Kaitlin Lee (3rd Team)  
 2016 (3) ..... Elantra Cox (1st Team)  
 ..... Hailey Lunderman (2nd Team)  
 ..... Madi Osias (3rd Team)  
 2014 (1) ..... RT Cantillo (1st Team)  
 2013 (1) ..... Allison Brown (2nd Team)  
 2010 (1) ..... Lauren Grill (1st Team)  
 2008 (1) ..... Lauren Grill (1st Team)  
 2007 (1) ..... Mary Jane Callahan (2nd Team)  
 2003 (1) ..... DeDe Justice (2nd Team)

### ALL-SEC (11)

2018 (2) ..... Kylan Becker (1st Team)  
 ..... Molly Jacobsen (2nd Team)  
 2017 (2) ..... Kylan Becker (1st Team)  
 ..... Kaitlin Lee (2nd Team)  
 2014 (1) ..... RT Cantillo (2nd Team)  
 2012 (1) ..... RT Cantillo (2nd Team)  
 2010 (1) ..... Lauren Grill (2nd Team)  
 2009 (1) ..... Lauren Grill (2nd Team)  
 2008 (1) ..... Lauren Grill (2nd Team)  
 2003 (1) ..... DeDe Justice (2nd Team)  
 1998 (1) ..... Amanda Fine (2nd Team)  
 1997 (2) ..... Amanda Fine (2nd Team)  
 ..... Stephanie Vaglica (2nd Team)

### FRESHMAN ALL-SEC (11)

2019 (1) ..... Tate Whitley  
 2017 (1) ..... Morgan Bruce  
 2016 (1) ..... Hailey Lunderman  
 2015 (1) ..... Elantra Cox  
 2012 (1) ..... Allison Brown  
 2011 (1) ..... RT Cantillo  
 2009 (1) ..... Corrine Doornberg

2007 (2) . . . . . Ashley Dowdy  
 . . . . . Lauren Grill  
 2006 (1) . . . . . Lisa Conchos  
 2005 (1) . . . . . Chloe Kloezeman

**SEC ALL-DEFENSE (1)**

2019 (1) . . . . . Kaylee Horton

**ALL-SEC TOURNAMENT (4)**

2017 (4) . . . . . Kaitlin Lee (MVP), Kylan Becker  
 . . . . . Elantra Cox, Miranda Strother

**SEC PLAYER OF THE WEEK (8)**

2019 . . . . . Kylan Becker (3/4/19)  
 . . . . . Autumn Gillespie (3/19/19)  
 2017 . . . . . Elantra Cox (2/27/17)  
 . . . . . Kylan Becker (5/2/17)  
 2015 . . . . . Allison Brown (3/30/15)  
 2012 . . . . . Londen Ladner (3/12/12)  
 2009 . . . . . Lauren Grill (4/6/09)  
 2003 . . . . . DeDe Justice (3/17/03)

**SEC PITCHER OF THE WEEK (9)**

2018 . . . . . Kaitlin Lee (2/19/18)  
 2016 . . . . . Madi Osias (5/2/16)  
 2015 . . . . . Madi Osias (4/20/15)  
 2014 . . . . . Carly Hummel (3/10/14)  
 2009 . . . . . Becky Nye (2/9/09)  
 2007 . . . . . Mary Jane Callahan (3/19/07)  
 2006 . . . . . Mary Jane Callahan (5/1/06)  
 . . . . . Dana Brill (5/8/06)  
 2005 . . . . . Mary Jane Callahan (2/21/05)

**SEC FRESHMAN OF THE WEEK (4)**

2017 . . . . . Dylinn Stancil (2/20/17)  
 2016 . . . . . Kylan Becker (5/2/16)  
 2013 . . . . . Haley Culley (3/4/13)  
 2007 . . . . . Becky Nye (4/16/07)

**ALL-TOURNAMENT TEAMS (32)**

2020 (2) . Puerto Vallarta College Challenge (Anna Borgen, Molly Jacobsen)  
 2018 (3) Puerto Vallarta College Challenge (Kaitlin Lee - MVP, Kylan Becker, Abbey Latham)  
 2016 (4) . . . Oceanic Time Warner Cable Paradise Classic (Natalie Martinez - MVP, Alyssa Clayton, Hailey Lunderman, Alex Schneider)  
 2015 (3) . . Battle at the Beach (Bri Payne, Elantra Cox, Miranda Strother)  
 2013 (5) . . . . UCF Holiday Inn Select Spring Fling (Brittany Broome, RT Cantillo)  
 Mardi Gras Invitational (Allison Brown, RT Cantillo)  
 Oceanic Time Warner Cable Paradise Classic (Allison Brown)  
 2011 (1) . . . Courtyard Classic (Brittany Broome)  
 2007 (1) Ragin' Cajuns Invite (Mary Jane Callahan)  
 2006 (2) . . Louisiana Classics (Mary Jane Callahan, Lisa Conchos)  
 2002 (6) Rebel/Easton Invite (Andrea Brahs - MVP, Leslie Day, Britte Hardy, DeDe Justice)  
 Triple Crown Classic (DeDe Justice, Becky Testin)  
 2001 (4) . . Rebel/Easton Invite (Holly Burriss, Jamie Cummings, Jennifer Hughes)  
 Lobo Diamond Invite (Jamie Cummings)  
 Capital Classic (Jennifer Poore)

2000 (1) . . . . Fresno State Invite (Mandy Shklar)  
 1999 (3) . . . . . FSU Invite (Amanda Fine)  
 Speedline Invite (Amanda Fine, Mandy Shklar)  
 1998 (2) . . . . . Mardi Gras Classic (Amanda Fine)  
 UTA/Pepsi Intercollegiate (Heather Swinney)

**REBELS IN NATIONAL PRO FASTPITCH LEAGUE (NPF)**

2016 . . . . . Madi Osias (Pennsylvania Rebellion)  
 2014-15 . . . . . RT Cantillo (Chicago Bandits)

**REBELS WITH SCRAP YARD FASTPITCH**

2019 . . . . . Kylan Becker  
 . . . . . Brittany Finney

## ALL-TIME HEAD COACHES

### OVERALL RECORDS

Coach	Years	Wins	Losses	Pct
Joyce Maudie (1997-98)	2	48	81	.372
Candi Letts (1999-2005)	7	153	246	.383
Missy Dickerson (2006-11)	6	140	193	.420
Windy Thees (2012-14)	3	69	94	.423
Mike Smith (2015-19)	5	187	112	.625
Ruben Felix (interim) (2020)	1	12	13	.480
Jamie Trachsel (2021-Pres.)	0	0	0	.000

### SEC RECORDS

Coach	Years	Wins	Losses	Pct
Joyce Maudie (1997-98)	2	16	42	.276
Candi Letts (1999-2005)	7	53	153	.257
Missy Dickerson (2006-11)	6	48	118	.289
Windy Thees (2012-14)	3	13	63	.171
Mike Smith (2015-19)	5	47	72	.395
Ruben Felix (interim) (2020)	1	0	3	.000
Jamie Trachsel (2021-pres.)	0	0	0	.000



Joyce Maudie  
1997-98



Candi Letts  
1999-2005



Missy Dickerson  
2006-11



Windy Thees  
2012-14



Mike Smith  
2015-19



Jamie Trachsel  
2021-pres.

## ALL-TIME ASSISTANT COACHES



Jodi Swagel  
1997-98



Rose Kalisak  
1997-98



Hollie Chadwick  
1999



Arleen McKnight  
1999-2001



DeDe Pendleton  
1999-05



Heather Swinney  
2002



Jose Garcia  
2003



Mandy Walls  
2004-05



Tom McLaughlin  
2006-08



McKewn Dannelly  
2006-09



Staci Ramsey  
2009-10



Megan Matthews  
2010-11



Kevin Creech  
2011



Mike Perniciaro  
2012-14




Julie Meyer  
2012-14



Sharon Palma  
2015



Jake Schumann  
2015



Ruben Felix  
2015-20



Taryne Mowatt  
2016-17



Ashley Chastain  
2018-19



Katy Reeves  
2019



Kim Schuette  
2020



Damon Haecker  
2020



Kylan Becker  
2020



Katie Rietkovich Browder  
2016-18, 2021-Pres.



Ryker Chason  
2021-Pres.



Kara Shutt  
2021-Pres.

## GENERAL INFORMATION

Name	University of Mississippi (Ole Miss)
Location	Oxford, Miss.
Founded	November 6, 1848
Enrollment	21,676
Nickname	Rebels
Colors	Cardinal Red & Navy Blue
National Affiliation	NCAA Division I
Conference	Southeastern (SEC)
Gameday Site	<a href="http://www.OleMissGameday.com">www.OleMissGameday.com</a>
Athletic Web Address	<a href="http://www.OleMissSports.com">www.OleMissSports.com</a>
University Web Address	<a href="http://www.OleMiss.edu">www.OleMiss.edu</a>

## COACHING STAFF

Head Coach	Jamie Trachsel (First Season)
Alma Mater	St. Cloud State, 2001
Record at School	0-0 (.000)
Overall Record	.346-184-1 (.653)
Assistant Coach	Katie Rietkovich Browder (Fourth Season)
Alma Mater	South Carolina-Beaufort, 2014
Assistant Coach	Ryker Chason (First Season)
Alma Mater	LSU, 2020
Volunteer Assistant Coach	Kara Shutt (First Season)
Alma Mater	Elon, 2018
Coordinator of Operations	Brian Thomas
Alma Mater	Florida, 2016
Athletic Trainer	Derionne Brooks
Strength & Conditioning Coach	Brett Lenaburg
Softball Office Number	(662) 915-7186

## 2020 SEASON REVIEW

Overall Record	12-13
SEC Record/Finish	0-3/Season canceled
Postseason	Season canceled

## 2021 SEASON PREVIEW

Letterwinners Returning/Lost	20/4
Position Starters Returning/Lost	9/0
Pitchers Returning/Lost	4/2
Newcomers	7

## FACILITIES

Home Stadium	Ole Miss Softball Complex (1998)
Capacity	1,000
All-Time Stadium Record	278-252 (.525)

## HISTORY

All-Time Overall Record (23 Seasons)	601-734 (.450)
All-Time SEC Record (23 Seasons)	175-447 (.281)
SEC Tournament Appearances	8 (2006, 07, 08, 15, 16, 17, 18, 19)
SEC Tournament Record	6-7 (.462)
NCAA Tournament Appearances	4 (2016, 17, 18, 19)
NCAA Super Regional Appearances	2 (2017, 19)
All-Time NCAA Tournament Record	11-9 (.550)

## COMMUNICATIONS

Kyle Campbell	Associate A.D. for Athletics Communications
Adam Kuffner	Associate Director of Athletics Communications
Brad Sheffield	Associate Director of Athletics Communications
<b>Mitch Praxl</b>	<b>Assistant Director of Athletics Communications</b>
Alex Sims	Assistant Director of Athletics Communications
Tyler Wooten	Assistant Director of Athletics Communications
Connor Allen	Graduate Assistant
Madeline Marshall	Graduate Assistant
Alex Kirsch	Graduate Assistant
Ashley Mangrum	Senior Staff Assistant

Mailing Address	908 All-American Drive University, MS 38677
Office Number	(662) 915-7522
Fax Number	(662) 915-7006
Press Row Number	(662) 236-1931

## SOUTHEASTERN CONFERENCE

Commissioner	Greg Sankey
Associate Commissioner (Communications)	Herb Vincent
Director of Communications	Chuck Dunlap
Director of Communications	Craig Pinkerton
Director of Communications	Tammy Wilson
<b>Assistant Director of Communications</b>	<b>Jill Skotarczak</b>
Assistant Director of Communications	Ben Beatty
Mailing Address	.2201 Arrington Blvd. Birmingham, AL 35203-1103
Switchboard Number	(205) 458-3000
Media Relations Number	(205) 458-3010
Media Relations Fax	(205) 458-3030
Web Address	<a href="http://www.SECSports.com">www.SECSports.com</a>

**Bold - Softball Contact**

## OLE MISS STYLE GUIDE

### NAME

Ole Miss (preferred)  
University of Mississippi  
~~Mississippi~~

### NICKNAME

Rebels

### LOGO



### COLORS

Cardinal Red (PMS 186)  
Navy Blue (PMS 2767)

### MASCOT



TONY

