

2020 REBEL BASEBALL GUIDE



2019 REGIONAL CHAMPS



TRADITION OF EXCELLENCE

751 WINS

Winningest Coach in
Ole Miss History

19 SEASONS

Longest Active
Coach in the SEC

3RD ALL-TIME

Winningest Coach in
SEC History

Mike B.



Made NCAA Tournament
16 times during 19 seasons.
Third-most in SEC



One of two SEC teams
with back-to-back 40-win
seasons



Hosted NCAA Regional
9 of the last 16 years



Only team in the SEC with
22 straight 30-win seasons



One of four SEC teams to host
an NCAA Regional in three of
the last four seasons



62 All-SEC Selections



6 NCAA Regional Titles



7 SEC Titles



No. 2 in the nation
in average attendance
2016, 2017, 2018, 2019





TABLE OF CONTENTS

THIS IS OLE MISS.....1-31

Rebel Baseball: Tradition of Excellence	1
Table of Contents.....	2-3
This Is Ole Miss Baseball	4-5
Rebel Tradition	6-7
College World Series	8-9
MLB Rebels.....	10-11
USA Baseball.....	12-13
SEC Competition.....	14
SEC Tournament Championship.....	15
Oxford-University Stadium/Swayze Field.....	16-17
Baseball Performance Center	18-19
Strength & Conditioning.....	20-21
Omaha Challenge.....	22
Academic Excellence.....	23
Outstanding Athletics.....	24-25
The University of Mississippi.....	26-27
Oxford, Mississippi.....	28
Community Involvement.....	29
Ernie LaBarge Bullpen Club.....	30
Diamond Girls.....	31

2020 OUTLOOK.....32-37

Season Preview	32
2020 Roster	33
Radio/TV Roster.....	34
2020 Schedule	35
SEC Tournament	36
Quick Facts	37

COACHES & STAFF.....38-53

Head Coach Mike Bianco	38-45
Assistant Coach Carl Lafferty	46-47
Assistant Coach Mike Clement	48-49
Volunteer Assistant Marc MacMillan	50-51
Strength and Conditioning Coach Zach Boone	52
Senior Athletic Trainer Josh Porter	52
Directors of Operations/Support Staff	53

2020 REBELS.....54-87

Peyton Chatagnier	54
Connor Walsh	55
Anthony Servideo.....	56
Knox Loposer.....	57
Justin Bench.....	58
Hayden Leatherwood.....	59
Tyler Keenan.....	60
John Rhys Plumlee.....	61
Greer Holston	62
Hayden Dunhurst.....	63
Trey LaFleur.....	64
Derek Diamond.....	65
Gunnar Hoglund.....	66
Mitch Murrell.....	67
Cael Baker	68
Zack Smith	69
Drew McDaniel.....	70
Max Cioffi	71
Jackson Kimbrell.....	72
Tim Elko	73
Doug Nikhazy.....	74

Taylor Broadway	75
Austin Miller	76
Braden Forsyth.....	77
Ben Gilbert.....	78
Cam Fisher.....	79
Ben Van Cleve.....	80
Tyler Myers	81
Kevin Graham	82
Logan Savell	83
Cade Sammons	84
Cole Baker	85
Jerrion Ealy	86
Wes Burton	87

2019 REVIEW.....88-91

2019 Overall Stats	88
2019 Conference Stats.....	89
2019 Game-by-Game Results.....	90
2019 SEC Results and Statistics.....	91

HISTORY AND RECORDS.....92-129

Rebel Baseball History	92-93
Record Book.....	94-100
All-Americans	101-102
All-Time Honors	103-104
Rebels In The Pros	105
MLB Draft Picks	106
Year-By-Year Records	107
Year-By-Year Schedule/Results.....	108-117
All-Time Series Records.....	118
SEC Tournament Results	119



NCAA Tournament Results.....	120-126
Letterwinners.....	127-129

FACILITIES & SUPPORT130-136

Oxford-University Stadium History	130-131
FedEx Student-Athlete Success Center.....	132
Manning Athletics Performance Center	132
Health and Sports Performance	133
Strength and Conditioning	133
Athletics Department Mission Statement.....	133
Academic Support/Life Skills/Compliance	134
Chancellor Dr. Glenn Boyce/Athletics Committee	135
Vice Chancellor/AD Keith Carter/Athletics Leadership.....	136

MEDIA INFORMATION137-140

Media Services and Policies	137-138
Ole Miss Baseball Radio Network	139
Ole Miss Learfield/IMG Sports Marketing.....	139
Easton Baseball.....	140

CREDITS

Editors: Alex Sims, Davis McCool

Special assistance by: Kyle Campbell, Adam Kuffner, Brandon Lee, Joshua McCoy

Graphic design by: Dan Pellegrino

Printed by: Walker360, Montgomery, Ala.

Photography: Associated Press, Joshua McCoy, Petre Thomas, Kevin Bain, Kavanaugh Breazeale, Joey Brent, Scott Burton, Clint Carver, Travis Dannelly, Eddie Gregory, Rob Johnson, Robert Jordan, Daniel Keeney, Nathan Latil, Deste Lee, Cindy Loo, Darrell McAlister, Anne McDaniel, Chris Markerson, R.D. Moore, Ryan Moore, Bruce Newman, Jeff Nycz, Danny Parker, Langston Rogers, Matthew Sharpe, John Seymor, Getty Images, USA TODAY Sports, Boston Red Sox, Los Angeles Angels, New York Yankees, Minnesota Twins, Colorado Rockies, Pittsburgh Pirates, Cincinnati

nati Reds, Oakland Athletics, Chicago Cubs, Seattle Mariners, Washington Nationals, Miami Marlins, St. Louis Cardinals, Detroit Tigers, and USA Baseball.

© COPYRIGHT UNIVERSITY OF MISSISSIPPI

The 2019 Ole Miss Baseball Guide was published by the University of Mississippi Athletics Communications Office and designed using Adobe InDesign and Adobe Photoshop. All contents of this issue are copyrighted 2019 by The University of Mississippi. Reproduction without written permission is strictly prohibited.

ON THE COVERS

The front cover of the 2020 Ole Miss Baseball Media Guide, with photography by Joshua McCoy, features the Rebel dogpile after winning the 2019 NCAA Oxford Regional. Covers and graphics designed by Dan Pellegrino.



MEDIA CONTACT

Alex Sims
Assistant Director of Communications
Phone: 662.816-9610
Email: apsims@olemiss.edu
Twitter: @apsims

CONNECT

Official Site: OleMissSports.com
Gameday Site: OleMissGameday.com
Twitter: @OleMissBSB
Facebook: /OleMissBaseball
Instagram: @OleMissBSB

2020 OLE MISS QUICK FACTS

Name ...Ole Miss (The University of Mississippi)	
Nickname	Rebels
Location	Oxford, Mississippi
Founded	November 6, 1848
Enrollment	23,090
School Colors	Cardinal Red and Navy Blue
Chancellor	Dr. Glenn Boyce
Faculty Representative	Dr. Ron Rychlak
Vice Chancellor/Athletics	Keith Carter
Conference	Southeastern (SEC)
Head Baseball Coach	Mike Bianco
Record at Ole Miss	751-439-1/19 years
Career Record	851-510-1/22 years
Home Stadium	Oxford-University Stadium
Capacity	11,477
2019 Record	41-27
SEC Record/Finish	16-14/5th (West)
SEC Tournament	Runner-Up
Postseason	NCAA Oxford Regional Champions
Lettermen Returning/Lost	13/22
Position Starters Returning/Lost	3/6
Pitchers Returning/Lost	8/11
Newcomers	20

* Complete quick facts can be found on page 37



THIS IS OLE MISS BASEBALL





THIS IS OLE MISS BASEBALL

Gameday at Swayze Field is truly unique and is heralded as one of the best experiences in college baseball. Ole Miss set a program record with an average attendance of 8,988 in 2019, slotting Swayze at No. 2 in the nation for the fourth straight year. Last season, the Rebels hosted their third NCAA Regional in the last four seasons, a feat only three other SEC programs accomplished in that span. In front of a combined 29,352 fans over three games, Ole Miss swept the 2019 Oxford Regional, defeating Clemson once and Jacksonville State twice by a combined score of 41-7.

The win in the regional finale was No. 40 for the Rebels, making them one of two teams in the SEC to win 40 in both 2018 and 2019.





A NATIONAL BRAND



MLB - The Rebels have consistently developed professional talent in the Bianco era. Over the last 19 seasons, 20 Rebels have made their MLB debut, including both Chris Ellis and Jacob Waguespack (pictured) during the 2019 professional campaign.



NATIONAL HONORS - Ole Miss has made a splash on the national scene with several players earning national accolades. In 2019, Grae Kessinger was named the nation's top shortstop as he became the first Brooks Wallace Award winner in program history.

PLAYER OF THE YEAR



STEPHEN HEAD

2003 SEC Freshman of the Year
2004 SEC Player of the Year



DREW POMERANZ

2010 SEC Pitcher of the Year
Two-Time All-SEC Selection



SETH SMITH

2002 SEC Freshman of the Year
Two-Time All-SEC Selection



SEC CHAMPIONSHIPS - The Rebels claimed the program's seventh regular-season Southeastern Conference Championship in 2009 and added its third SEC tournament title in 2018. Ole Miss has also won its 15th Western Division title in 2018.



2,224 WINS



197 MLB DRAFT SELECTIONS

151 ALL-SEC SELECTIONS

70 ALL-AMERICA SELECTIONS

25 SEC TITLES

23 NCAA APPEARANCES

22 FRESHMAN ALL-AMERICANS




10 REGIONAL TITLES

9 40-WIN SEASONS

30 30-WIN SEASONS


DONNIE KESSINGER

Donnie Kessinger was an All-America selection for the Rebels and went on to a 16-year career in the Major Leagues, highlighted by two Gold Gloves and six All-Star selections.



TOM SWAYZE

The namesake of Swayze Field, Tom Swayze is one of the legends of Rebel athletics. A three-year letterman in baseball, Swayze later became head coach of the Ole Miss program. His career .642 winning percentage stands as the best in school history. Swayze led Ole Miss to three NCAA College World Series appearances and four SEC Championships.




CASEY STENGEL


Casey Stengel of New York Yankees and Mets fame served as the head coach of the Rebels in 1914 to kick off a long history of Rebel association with Major League Baseball.



COLLEGE WORLD SERIES

WELCOME
TEAM ENTRANCE
NCAA COLLEGE WORLD SERIES






THE ROAD TO OMAHA

The Ole Miss baseball team had a historic year in 2014, tying a school record in victories by going 48-21 (19-11 SEC). The Rebels won the SEC Western Division Championship, hosted an NCAA Regional, claimed a Super Regional and advanced all the way to the College World Series in Omaha, Nebraska. The trip to Omaha was the Rebels' fifth in program history and the first since 1972. Ole Miss made sure its presence was felt throughout the tournament, placing third to tie the best finish in Rebel Baseball history.



The Rebels stand on the first base line for the National Anthem prior to a College World Series elimination game versus #2 TCU. Ole Miss defeated the Horned Frogs 6-4.



Scott Weathersby celebrates a strikeout in the Super Regional vs. No. 1 Louisiana-Lafayette. Ole Miss took down the top-ranked Ragin' Cajuns to advance to Omaha.



Errol Robinson, the Rebels' starting shortstop as a freshman, celebrates after blasting a double in a College World Series game.



The Rebels greet young fans who made the trip out to Omaha to watch Ole Miss compete in its first College World Series in 42 years.



WORLD SERIES CHAMPIONS



Aaron Barrett (2009-10) became the 13th Rebel to earn a World Series ring with the Washington Nationals in 2019. Barrett overcame two devastating arm injuries and worked his way back to the big leagues late during the 2019 season.

BASEBALL'S BIGGEST STAGE

Ole Miss has a growing history of not only sending players to Major League Baseball, but also seeing those players succeed on the sport's biggest stage.

Aaron Barrett (left) became the 13th Rebel to win a World Series ring during the 2020 season, giving Ole Miss three World Series champions in the previous four years and a player on two straight World Series rosters. Ole Miss is one of just three teams in the nation to have World Series Champions in both 2018 and 2019.

In total, the Rebels boast seven World Series Champions since the turn of the century. A full list of MLB champion Rebels can be found below.

Name	Year	Team
Joe Evans	1920	Cleveland Indians
Gee Walker	1935	Detroit Tigers
Hub Walker	1945	Detroit Tigers
Skeeter Webb	1945	Detroit Tigers
Joe Gibbon	1960	Pittsburgh Pirates
Jack Reed	1961	New York Yankees
David Dellucci	2001	Arizona Diamondbacks
Mickey Callaway	2002	Los Angeles Angels
Bobby Kielty	2007	Boston Red Sox
Lance Lynn	2011	St. Louis Cardinals
Chris Coghlan	2016	Chicago Cubs
Drew Pomeranz	2018	Boston Red Sox
Aaron Barrett	2019	Washington Nationals



AARON BARRETT



MLB REBS

8 Rebels taken in 2019 MLB Draft

At least 5 Rebels drafted in 15 of last 16 seasons

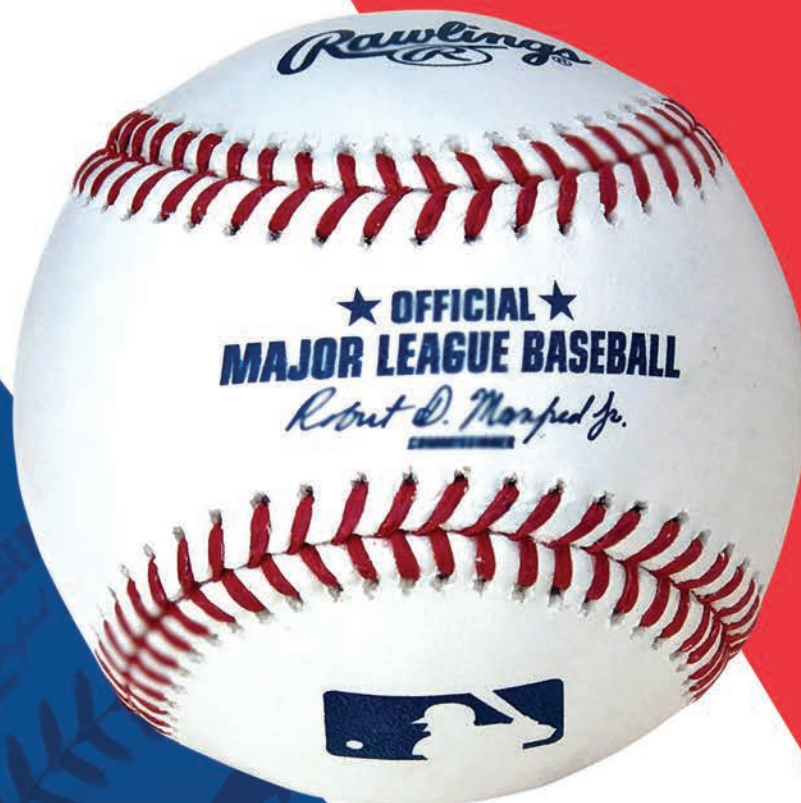
114 Rebels drafted in Bianco era

13 World Series Champions

49 All-Time MLB Rebs

20 Rebels have made MLB Debut in last 19 seasons

At least one Rebel has made MLB debut in 13 of last 14 seasons





ALL-AMERICAN LEFTY

Doug Nikhazy emerged as one of the top freshman pitchers in college baseball in 2019, capturing the Saturday starter role for the Rebels and finishing with a 9-3 record and 3.31 ERA.

After breaking the Ole Miss freshman strikeout record, previously held by another Team USA lefty, Drew Pomeranz, the Collegiate National Team took notice.

Nikhazy also played for the Team USA U15 National Team before coming to Oxford, so when he donned the stars and stripes once again, he wasn't about to take the tremendous honor lightly.

"You know it's a once-in-a-lifetime experience; you never want to take anything for granted," Nikhazy said. "So when I played for Team USA when I was 15, I just wanted to absorb everything, because you know you're never going to get another opportunity like that again. This might be the peak of my career, I mean who knows? And then when I got the chance again, it was surreal. I said, 'Wow, I'm actually back in this jersey again.' I never thought I'd be in this situation again."



Ten Rebels have competed internationally for Team USA in the Bianco era. Bianco represented his country in 2013 as the pitching coach for the Collegiate National Team. See page 105 for full list of Rebels in international play.



Parker Caracci continued the tradition of Rebels in the Red, White and Blue, earning a spot on the 2018 Collegiate National Team.



Dallas Woolfolk represented the Rebels and his country in the summer of 2017.




Bobby Wahl joined the list of Ole Miss/USA Baseball members when he traveled to Cuba with the 2012 team.



Zack Cozart competed with the 2006 edition of USA Baseball.



Stephen Head played with the 2003 USA Baseball squad.



Mike Bianco served as the pitching coach for the 2013 Collegiate National Team.



Drew Pomeranz became the fifth Ole Miss pitcher to play for USA Baseball in the summer of 2009.



Seth Smith competed with Rebel teammate Stephen Head on the 2003 USA Baseball squad.



Cody Satterwhite took the field for USA Baseball with the 2007 squad alongside Rebel teammate Lance Lynn.



SEC BASEBALL

- Since its formation in 1933, the SEC has directed and organized interscholastic athletic competitions, conducted tournaments and prescribed eligibility rules for student-athletes. The Conference also facilitates and assists its member institutions in maintaining intercollegiate athletic programs compatible with the highest standards of education and competitive sports.

- The Southeastern Conference crowns champions in 21 sports

- The SEC's mission statement reflects the priorities of the league. "The purpose of the Southeastern Conference is to assist its member institutions in the maintenance of programs of intercollegiate athletics which are compatible with the highest standards of education and competitive sports."

- A team from the SEC won the national championship for the 12th time as Vanderbilt claimed its second NCAA title. It was the conference's fifth national title in the last decade (2010-19) to go along with six national runner-up finishes and 26 overall College World Series appearances by nine different schools during that span. SEC teams have won 12 of the last 30 national championships,

- The SEC tied its record with four teams in the College World Series, comprising half of the CWS field. The SEC has now sent 65 teams to the College World Series since 1990.

- The SEC has had a team in the College World Series final in 11 of the last 12 years.

- For the third consecutive year, the SEC tied its own national record with six teams in the NCAA Super Regionals. Six SEC teams also reached the Super Regionals in 2004. No other conference had more than four representatives in the Super Regionals.

- The SEC led all conferences with its 10 selections to the NCAA Tournament.

- Total attendance for the SEC Tournament was 162,699, which set a record. Five sessions drew more than 10,000 fans.

- SEC combined for a 320-88 (.786) non-conference record, which was best among all conferences.

- Total home attendance for all 14 SEC teams passed the two million mark for the ninth consecutive season. The top-five national attendance leaders were all from the SEC (LSU, Mississippi State, Arkansas, Ole Miss and South Carolina).

- Thirteen SEC student-athletes were selected on the first day of the Major League Baseball Draft.

- Ninety-six baseball players formerly from Southeastern Conference universities were on 2019 Major League Baseball Opening Day rosters.





2018 SEC TOURNAMENT CHAMPIONSHIP

The third-base sideline was painted powder blue and red as Ole Miss met LSU in the 2018 SEC Tournament Championship Game in Hoover, Alabama. Rebel fans came in droves as 14,126 packed Hoover Metropolitan Stadium, the fourth-largest crowd in SEC Tournament history.

Even more followed along live on ESPN as Ole Miss dominated LSU, 9-1, to win the third SEC Tournament crown in program history and the second in the Mike Bianco Era.

The road wasn't easy for the Rebels, as their 2018 SEC Tournament Championship run started with a 9-3 loss to Auburn. Against Georgia in Game 2, a home run by L.J. Talley put Ole Miss in a 4-3 deficit going into the bottom of the 10th inning—but in the face of elimination, the Rebs stayed relentless.

Eventual SEC Tournament MVP Nick Fortes started the rally with a base hit to left. Thomas Dillard tied it up, driving Fortes home with a clutch double into the right field corner. Senior Tim Rowe delivered with two outs, sending Dillard home on a base hit up the middle to give Ole Miss a 5-4 victory.

The Rebels then exacted revenge with a 7-0 victory over Auburn behind a combined five-hit shutout by James McArthur, Max Cioffi and Austin Miller. Dillard, Jacob Adams and Chase Cockrell all homered in the win.

Ole Miss used another terrific effort by its pitching staff to down Texas A&M, 2-1. Jordan Fowler went six scoreless innings to earn the win, while Will Ethridge yielded just one run on two hits to take the save and send Ole Miss to the SEC Tournament title game.

In the finale, LSU scored the game's first run in the first inning, but after that, Houston Roth settled in, going 4.1 scoreless innings to set the tone. Will Stokes then took over with one out in the 5th and the tying run at the plate. The senior retired two of the Tigers' top hitters to escape the inning.

Ole Miss then leaned on its ace, Ryan Rolison. The eventual first-round MLB Draft pick took over in the 6th and struck out back-to-back Tigers to escape a two-on, one-out jam. The Rebel bats used that momentum to take over in the 7th. Fortes again sparked the rally with a single, and senior Will Golsan followed suit, singling to right to plate Fortes and Dillard. Rowe then homered to make it a 7-1 Rebel lead.

Rolison silenced LSU in the bottom half, before giving way to Greer Holston. In the ninth, Michael Fitzsimmons put the finishing touches on the title run, launching a two-out, pinch-hit home run to make it an insurmountable 9-1 advantage. Holston then closed the door, striking out the final two Tigers to cue a Rebel dogpile in Hoover.



OXFORD-UNIVERSITY STADIUM SWAYZE FIELD

Since its opening on April 22, 1989, Oxford-University Stadium/Swayze Field has become one of the nation's top venues for a weekend of college baseball. Following the \$18 million dollar renovations prior to the 2009 season and continued additions prior to the 2018 and 2019 seasons, gameday at Swayze Field continues to provide fans of college baseball one of the best experiences in the nation.

Along with serving as one of the best atmospheres in college baseball, Ole Miss packs some of the nation's largest baseball crowds into Oxford-University Stadium each weekend. Ole Miss Baseball has ranked top-five nationally in attendance each of the past 11 seasons. In 2019, the average crowd at Swayze reached 8,988 to rank second nationally and set a new program record. A total of 322,742 fans enjoyed baseball at Swayze during the 2018 season, also second in the country and first in program history.


The Rebels have won more than 70 percent of their home games throughout the past 31 seasons. The combination of winning baseball plus an electric fanbase makes Oxford-University Stadium/Swayze Field a bucket list item for any sports fan. A 2016 survey conducted by D1Baseball.com proved it as Division I baseball coaches ranked Swayze Field top-10 nationally in six different categories (see graphic right).

For more information on the history of Oxford-University Stadium/Swayze Field, please see pages 122-123.





Students pack into the right field terrace throughout the spring to cheer on the Rebels at Swayze Field and help create one of the most rowdy gameday atmospheres in the nation.



SWAYZE FIELD

- in the -

RANKINGS

- #2 PRETTIEST SETTING
- #4 BEST TRADITIONS
(SWAYZE SHOWERS/LOVE IS GONE)
- #5 BEST OVERALL STADIUM
- #5 MOST INTIMIDATING
- #6 BEST BALLPARK FOOD
- #10 FAMILY ATMOSPHERE





Ole Miss BASEBALL



RAISING THE BAR OF COLLEGE BASEBALL FACILITIES

In February 2016, Ole Miss Athletics announced plans for a \$19 million baseball project that will enhance the student-athlete experience as well as the gameday atmosphere for Rebel fans. The project included the construction of the state-of-the-art Baseball Performance Center, dugout club and rooftop plaza on the first base side of the stadium.

Cooke Douglass Farr Lemons Architects (CDFL Sports) was chosen as the architect for the project. This was not be CD-FL's first project on campus as the architectural group also worked on the expansion of Vaught-Hemingway Stadium, the lighting of the football outdoor practice fields as well as the design of the Olivia and Arching Manning Athletics Performance Center.

Ole Miss continues to upgrade facilities in order to fulfill the needs of its student-athletes. Members of the Ole Miss baseball team have experienced that first-hand in the new Baseball Performance Center at O-U Stadium. Behind a generous lead gift by Ed and Jan Trehern, the Baseball Performance Center features a new locker room, training room, weight room and players lounge. The O-U Stadium addition stands on the first base side of the facility, and with the construction, the Rebels made the move from the third base to the first-base dugout at Swayze Field.

As part of the \$1.5 million donation by the M-Club towards the Forward Together campaign, a rooftop plaza was completed above the performance center. The plaza is exclusive to baseball letterwinners, M-Club members and season ticket holders with seats in the newly created area. Already having the best atmosphere in college baseball,

O-U Stadium has seen the gameday experience reach new heights for Ole Miss fans. Similar to the field club going in Vaught-Hemingway Stadium and the courtside club in The Pavilion at Ole Miss, the dugout club has created an entirely new luxury space at O-U Stadium. The exclusive club has 330 seats and gives fans a look at the Rebels as they leave the clubhouse and head to the field. As part of the Dugout Club, four rows of box seats were added behind home plate, thus improving the best seats in the stadium and allowing fans closer access to the action.

The additional seating throughout the stadium increased from 10,323 to 11,477.







STRENGTH AND CONDITIONING

The Ole Miss baseball program attacks its strength and conditioning program with the same ferocity with which it takes on the field to compete in the nation's toughest baseball conference. That approach falls right in line with the mission statement and ideals of the Ole Miss strength and conditioning program as a whole.

The mission of the Ole Miss strength and conditioning program is to develop the specific physical and mental abilities as well as the lifestyle habits of our student-athletes that will allow them to achieve the highest attainable level of success.

We will demand discipline, relentless energy and intelligent effort while we work toward improving each athlete's skill level. Under the direction of third-year strength coach Zach Boone, the Rebel baseball program has taken that approach and excelled throughout the fall as Boone challenges each player with his own unique strategy.







OMAHA CHALLENGE

The Omaha Challenge has become a mainstay in the Rebels' offseason training. The team is divided into four squads that compete in a series of challenges designed to test the agility, strength, conditioning and dexterity of each individual and unit. A team and individual winner is crowned at the end of the competition each season.



OMAHA CHALLENGE INDIVIDUAL CHAMPIONS

2019 - Derek Diamond	2010 - R.J. Hivley
2018 - Ryan Olenek	2009 - Matt Tracy
2017 - Ryan Olenek	2008 - Matt Snyder
2016 - Ryan Olenek	2007 - Cody Satterwhite
2015 - Joe Wainhouse	2006 - Cody Satterwhite
2014 - Mitchell Babb	2005 - Justin Henry
2013 - Cameron Dishon	2004 - Justin Brashear
2012 - Lance Wilson	2003 - Matt Tolbert
2011 - Will Jamison	2002 - Bryce Morrison

Strength and conditioning coach Zach Boone has adapted and designed the Omaha Challenge to fit his training style for Rebel Baseball, establishing a program that encourages players to compete as individuals and also as a team. The program is designed to be a combined test of mental and physical strength and endurance while creating a sense of excitement and accomplishment among the Rebel baseball team. Freshman pitcher Derek Diamond (top right) won the individual title to break the string of three straight victories by Ryan Olenek. Team Servideo (left) took home the team title with a dominant wire-to-wire victory.

FedEx STUDENT ATHLETE ACADEMIC SUPPORT CENTER

ACADEMIC EXCELLENCE

Ole Miss student-athletes not only have the opportunity to play in one of the best conferences in the nation, they also attend a university that is world-renowned for its academics. The Office of Student-Athlete Development is committed to helping all Ole Miss student-athletes achieve academic success.

Ole Miss Baseball has continued to excel in the classroom with 16 players earning recognition on the SEC's 2019 Spring Academic Honor Roll and the First Year Honor Roll. With Ole Miss Athletics taking its place among the best in the nation, the Student-Athlete Development staff hopes that Ole Miss graduates of today have a great impact in the future of tomorrow. The 2020 squad is already off to a strong start in the classroom. During the Fall 2019 semester, 19 Rebel baseball student-athletes earned a 3.0 GPA or higher, and 70 percent of all grades earned were A's and B's.

2018-19 HIGHLIGHTS & HONORS



L to R: Former Athletics Director Ross Bjork, Michael Fitzsimmons, Connor Green, Chase Cockrell, J.B. Woodman, Parker Caracci, David Dellucci and head coach Mike Bianco.

SPRING ACADEMIC HONOR ROLL

Thomas Dillard
Tim Elko
Jordan Fowler
Carl Gindl
Connor Green
Tyler Keenan
Grae Kessinger
Houston Roth

FIRST YEAR HONOR ROLL


Justin Bench
Taylor Broadway
Kevin Graham
Josh Hall
Gunnar Hoglund
Knox Loposer

Tyler Myers
Hunter Nabors

GRADUATES

Auston Bousfield*
Parker Caracci
Chase Cockrell
Matt Crouse*
David Dellucci*
Connor Green
Jeff McAvoy*
Ryan Olenek
Cody Satterwhite*
Chris Snopek*
J.B. Woodman*
Alex Yarbrough*
*Rebel Reconnect Graduate

For more information, please see page 134.



OUTSTANDING ATHLETICS

From Olympic gold medalist to Super Bowl winner to World Series champion, Ole Miss Rebels can be found at the pinnacle of many sports.

(Clockwise from top) - Ole Miss women's golf won its first SEC Championship in 2019; Six-time world champion, 12-time USA champion and 2012 Olympic gold medal long jumper **Brittney Reese**; Two-time World Champion, American record holder and Oxford native **Sam Kendricks** was an Olympic bronze medalist in 2016 and has claimed nine of the last 10 U.S. pole vault titles he has competed in; **Rafaelle Souza** was a starting defender on the Brazilian national team during the 2015 Women's World Cup and played in the 2016 Rio Olympics; **Aaron Barrett** was a member of the 2019 World Series Champion Washington Nationals, becoming the 13th Rebel to be on a World Series winning team.



POSTSEASON PEDIGREE

- 13 Rebel sports competed in NCAA Postseason in 2018-19
- Ole Miss has won four SEC team titles in the last three years



Baseball hosted its own NCAA Regional for the ninth time in program history and punched its ticket to Super Regionals for the sixth time after defeating Jacksonville State in the title game.



Men's Basketball took the SEC by storm in head coach Kermit Davis' first season in Oxford, rising as high as No. 18 nationally and earning a No. 8 seed in the NCAA Tournament.



Men's Golf earned a bid to the NCAA Regional for the third straight season and the 12th time in program history, entering the regional ranked as the No. 9 seed in competition.



Soccer earned its second straight NCAA Tournament bid after finishing third in SEC play, the best conference finish since 2005. Ole Miss advanced to the Second Round after beating No. 25 Clemson.



Softball hosted an NCAA Regional and advanced to Super Regionals for the second time in three years after recording the highest SEC finish (fifth) and second-most wins (41) in program history.



Men's Tennis earned its 26th consecutive bid to the NCAA Tournament, while Tim Sandkaulen advanced to the second round of the NCAA Singles Championships.



Ole Miss won the 2018 SEC **Men's Cross Country** title, the first in program history. The Rebel men went on to finish 17th at the NCAA Championships and the women 22nd, making Ole Miss one of seven schools nationally to place both in the top 25 each year since 2016.



Women's Golf won the 2019 SEC Championship in thrilling fashion, needing playoff holes in its final three matches before prevailing over South Carolina. Ole Miss went on to qualify for the NCAA Championships for the second time in as many years, finishing tied for 13th overall.

OLE MISS IN 2018-19

33 All-America selections
48 All-Conference selections
228 SEC Honor Roll selections

55 National academic honorees
13 Postseason team participants
15 Professional draft picks



OLE MISS IMPACT & IMPROVEMENTS

INITIATING IMPACT*

The University of Mississippi enables **43,121 jobs** across the state, which equates to **one of out of every 37 jobs** in Mississippi.

The total amount of additional income generated for Mississippi by Ole Miss alumni and the businesses that employ them **exceeded \$905 million** during FY 2016-17.

**Based on economic impact study conducted during FY 2016-17*



IMPROVING INFRASTRUCTURE


The new **South Campus Recreation Facility and Transportation Hub** includes **121,000 square feet** dedicated to the **health** and **wellness** of the Ole Miss community and serves as home to the William Magee Center for Wellness Education.

The newly renovated **Ole Miss Student Union** now boasts nearly **180,000 square feet** featuring an enhanced dining space, a transit hub, an expanded Barnes & Noble bookstore and coffee shop, as well as large ballroom.

ADDING VALUE TO MISSISSIPPI

Ole Miss graduates are the **best in the state** at finding employment and keeping it. Data from the U.S. Department of Education shows that after 10 years, **91.42 percent of Ole Miss graduates** are still employed.

The Mississippi Teacher Corps tackles the challenges of finding and producing more certified teachers for Mississippi's high-need public schools. The program has trained and placed **more than 750 teachers**, serving **57 high-need public school districts** across the Delta and north Mississippi.



Tens of thousands visitors enjoy the historic Square in downtown Oxford each year, including the famous Square Books bookstore.

No. 2 College Town (Livability.com)
No. 2 College Football Town (NCAA.com)
Top 6 College Towns in America (USA Today)
Top 10 Coolest College Towns in America (Travel & Leisure)
Top 20 Best Small Towns in America (Smithsonian)
Top 100 Places to Live (Money Magazine)

OXFORD, MISSISSIPPI

Touted as the “Cultural Mecca of the South”, creativity abounds in Oxford as musicians, artists and writers alike find inspiration in Oxford’s rich history, small town charm and creative community. Nobel Prize winning author William Faulkner made his home here and many have followed in his footsteps. Oxford is also known for its exceptional culinary experiences at the many restaurants options, from down home cooking to upscale culinary creations.

“The boys were extremely excited to come to Oxford. I think as a ballclub, with our players and all of the parents talking, I think we are falling in love with Oxford, the people here, how we are being treated and the hospitality. I think we are going to have a lot of people rooting for Ole Miss in every sport down the road after the experience they have given us here.”

- Mike Gambino, Boston College baseball coach
(at the 2016 NCAA Oxford Regional)



Ole Miss sporting events regularly attract such celebrities as movie stars Samuel L. Jackson and Woody Harrelson.



In addition to the popular Double Decker Arts Festival that brings thousands of visitors to Oxford each April, the town's thriving music scene has welcomed such acts as Snoop Dogg, Willie Nelson, B.B. King, Brad Paisley, Zac Brown Band, Thomas Rhett, Three 6 Mafia and Wilco. Artists that have recorded at local Sweet Tea Studios include the Counting Crows, Gavin DeGraw, Ben Fold, the Hives, Jars of Clay and Modest Mouse. Oxford's Lyric has been named one of the top 100 music club venues in the world by Pollstar, the leading concert industry trade publication.



Head coach Mike Bianco (right) with Henry Ullrich (bottom, left) and his family at the newly renamed Henry Ullrich Nutrition Center at Oxford-University Stadium's Baseball Performance Center.

COMMUNITY INVOLVEMENT

The people of Oxford offer tremendous support to the Ole Miss athletics teams, and the Rebel student-athletes return that support by being actively involved in both the Oxford and University communities. Among the worthwhile activities that Ole Miss student-athletes regularly participate include assisting with reading programs at local schools such as "Reading with the Rebels," visiting patients in area hospitals, being mentors to elementary school students, visiting senior adults at local retirement centers, holding several "Meet the Rebels" days throughout the year, and giving numerous talks on subjects such as drug awareness and staying in school to area students.



The Ole Miss baseball program has developed a special relationship with a young boy named Henry Ullrich, a Rebel superfan who battles Duchenne muscular dystrophy. His story is featured in the Henry Ullrich Nutrition Center in the Rebels' Baseball Performance Center. Henry's story of strength, positivity and perseverance is posted to motivate the Rebels through every workout at the new facility.






BULLPEN CLUB



BULLPEN CLUB

The Ernie LaBarge Bullpen Club has been a valuable support group for Ole Miss Baseball since 1982. Renamed in 2008 after the death of the late Ernie LaBarge, whose perseverance built the club into the largest in the nation, the club swelled to over 1,400 members under his leadership. The club supports Rebel Baseball through the donation of time, funds and sponsored activities in order to supplement team equipment needs and to ensure Swayze Field remains the best gameday experience in America.

More information is available at www.ErnieLaBargeBullpenClub.com.



Hitting coach Mike Clement served as a keynote speaker at one of the Ernie LaBarge Bullpen Club (ELBC) meetings. Each Thursday before the Rebels host an SEC series at Oxford-University Stadium/ Swayze Field, the ELBC meets in the Diamond Club.



Top Row (L to R): Baylie Harbour, Merry Alston Farris, Jordan Cruthirds, Paige Bell, Erica Ried, Ely Weller, Chayse Feedback, Preston Parr, Megan Clark, Kate Purdom, Jordan Barksdale, Olivia Nash, Catherine Day, Quay Robinson, Sydni McAtee
Middle Row (L to R): Lexi Scott, Sydney Mitchell, Mary Claire Ford, Sydni Peterson, Olivia Sech, Hope Berry, Riley Curtis, Rebecca St. Martin, Hannah Perrigin, Katelyn Price, Meg Anderson, Meghan Gorniak, Kate Russell Snopek, Muireall Currie, Caitlyn Panase
Bottom Row (L to R): Madison DeMotts, Chandler Couch, Kristi Stewart, Mary Jo Benton, Ellie Buell, Caroline Mays, Shawna Burge, Mary Carolyn Nichols, Meg Thomas, Brooke Smith, Bonnie Eckelkamp, Callaghan Basil, Kaitlin Haines, Emily St. Romain
Not Pictured: Tori Gallegos, Mason Myers

DIAMOND GIRLS

The Ole Miss Diamond Girls assist the Rebel baseball program and the Ole Miss Sports Marketing & Fan Experience department in the day-to-day running of the program.

Members of the Diamond Girls help execute gameday activities by providing assistance to the Athletics Communications department in the press box, selling game programs at stadium entrances, greet fans as they enter the stadium and other duties.

In addition to those duties, the Diamond Girls also have a presence in the park serving as bat and ball girls for the program.





2020 SEASON PREVIEW

Fresh off a pair of back-to-back 40-win seasons, the 2020 Rebel baseball squad is prepared to turn a lot of heads as they showcase a dynamic mix of returning veterans and first-year players.

This year's schedule features 32 games against teams that qualified for the 2019 NCAA Tournament and 16 against teams that advanced to last year's College World Series. The slate is highlighted by marquee matchups against Louisville, Southern Miss, ECU and Indiana, not to mention the gauntlet of league play in the SEC.

The Rebels will begin the season ranked as high as No. 18 (Perfect Game), but will get their first chance to demand nationwide respect very early in the season. On Feb. 14, Ole Miss welcomes the No. 1 ranked Louisville Cardinals to Swayze Field to kick off the season, and as preseason All-American Doug Nikhazy puts it bluntly, there is no time dip to dip your toes in the water and get a feel for the temperature. This team is doing a somersault, headfirst dive into the water when they welcome the top team in the nation to Oxford on opening weekend.

"We're starting out with the No. 1 team in the country," said head coach Mike Bianco, who enters his 20th season. "This place will be packed. It's the series that everyone will be watching throughout the country. At the end of the day, that's why you come to Ole Miss, because you want to play in the toughest conference against the best competition."

This team welcomed a large crop of freshmen and junior college transfers in the 2019 recruiting class that finished the cycle ranked No. 2 in the country (Baseball America) to step in and fill the vacancies left by Thomas Dillard, Grae Kessinger, Ryan Olenek and Cole Zabowski, among many others. This year's Rebels also return 14 players, however, and according to Bianco, this team's success will hinge upon the performances of those seasoned veterans.

"If the Anthony Servideo's, the Tyler Keenan's, the Kevin Graham's, the Tim Elko's are good, then this team is good," Bianco said.

The Rebel lineup will be spearheaded by Keenan, fresh off multiple preseason All-American nods, and Servideo, who are both expected to hold down the left side of the infield for the entirety of the 2020 season. Servideo started 60 games for the Rebels a season ago, mostly in right field, but the junior out of Jupiter, Florida, is a natural shortstop with the skillset to prove it. Unfortunately for him, the man in front of him, Kessinger, just happened to be named the best shortstop in the country a season ago.

"Servideo finally gets his chance to play shortstop," Bianco said. "We've said it for years, if he was at any other school in the SEC, he would have already been a shortstop for two years."

Nikhazy will likely be the first Rebel out of the dugout on Friday afternoon as he makes his trademarked sprint to the mound before taking on a daunting Louisville lineup. He finished the 2019 season leading the Ole Miss pitching staff in wins after assuming the Saturday starter role early in the year, and he's only improved over the offseason, according to Bianco.

He amassed a slew of freshman All-American honors last year and is now prepared to become one of the most dominant pitchers across the SEC this time around. Right in his wake is another Rebel returning after a stellar freshman year, Gunnar



Hoglund, who has refined his slider, increased his fastball velocity, and taken quite the leap from first year to second year.

Few teams around the country have one true ace, let alone two. Bianco thinks he's developed quite the 1-2 punch with Nikhazy and Hoglund highlighting the weekend rotation.

Beyond the two clear-cut favorites for starting weekend roles, freshman Derek Diamond out of Ramona, California, has really impressed the coaching staff this offseason and has entered himself into the conversation for a starting position.

"After Gunnar and Doug, and besides (Taylor) Broadway, whose skillset lends itself to a bullpen role, Derek was the most dominant pitcher this fall, and not a surprise," Bianco said. "He's a guy who came in with a lot of expectations, and he's proved he can be a guy that can not only pitch here, but pitch here now."

Freshmen Wes Burton and Drew McDaniel are two other potential candidates for starting roles within the Rebel pitching staff.

Senior Taylor Broadway, entering his second season at Ole Miss, made quite the strides over the offseason and was a force on the mound this fall. He didn't allow a single earned run during the fall season and looks to assume the job of Rebel closer.

"He's the guy we want with the ball at the end of the game," Bianco said. "With a little tweaking this fall, he's taken his game to another level."

The role of setting up Broadway will fall to the Ole Miss bullpen, whose resumé speaks for itself. The Rebels return relievers Austin Miller, who last year broke the single-season appearances record, Tyler Myers and Greer Holston, among others, all of whom will be called upon to work out of the bullpen.

Defensively, the Rebels have for years boasted notable catchers, and this year will be no exception. Bianco expects both sophomore Knox Lopusser and freshman Hayden Dunhurst to see significant time behind the plate, as both have added value to the Rebel lineup, with Dunhurst providing the team with tremendous arm strength behind the plate and Lopusser adding some pop to the lineup offensively.

One of Bianco's best lineups has the Rebel co-captain Tim Elko playing first base, but Graham, who played the position in 2019, as well as junior college transfer Ben Van Cleve can also fill the role.

Second base remains an open competition between sophomore Justin Bench and freshman Peyton Chatagnier.

"Either one of them could start opening day," Bianco said. "Both are outstanding, and it's just a really good battle going on there. I wouldn't be surprised if one of them starts at second and one of them starts in the outfield."

With Servideo and Keenan rounding out the infield, the diamond is mostly set, whereas the outfield is a different question entirely. With Dillard, Olenek and Servideo all departed or moved positions, no starting outfielder from 2019 remains on this year's squad. All three outfielders on opening day will be making their first starts at each respective position, but Bianco doesn't foresee any lack of production from year to year. In fact, quite the opposite.

Until opening day rolls around, the competition for a starting position will be wide open. Graham made the leap from infielder to outfielder over the offseason, and will vie for one of the open roles, as will freshmen Jerriion Ealy, Cade Sammons, John Rhys Plumlee, Chatagnier and junior college transfer Hayden Leatherwood. Also in the mix are freshmen Connor Walsh and Trey Lafleur. As of early February, it remains anyone's game with several worthy candidates, so don't be surprised to see Bianco experiment with many different pieces in the outfield this year.



NUMERICAL

NO.	NAME	POS.	B/T	HT./WT.	YR.-EXP.	HOMETOWN/PREVIOUS SCHOOL
1	Chatagnier, Peyton	IF/OF	R/R	5-10/175	Fr.-HS	Cypress, Texas/Cy-Fair
2	Walsh, Connor	IF/OF	R/R	6-1/195	Fr.-HS	Niceville, Fla./Niceville
3	Servideo, Anthony	IF	L/R	5-10/175	Jr.-2L	Jupiter, Fla./Jupiter
4	Loposer, Knox	C	R/R	5-10/200	So.-1L	Madison, Miss./Jackson Prep
8	Bench, Justin	IF/OF	R/R	6-0/175	So.-1L	Redington Beach, Fla./ Calvary Christian
9	Leatherwood, Hayden	OF	L/R	6-1/205	Jr.-JC	Collierville, Tenn./Northwest Mississippi CC
10	Keenan, Tyler	IF	L/R	6-4/250	Jr.-2L	Clayton, N.C./Cleveland
11	Plumlee, John Rhys	OF	R/R	6-0/192	Fr.-HS	Hattiesburg, Miss./Oak Grove
12	Holston, Greer	RHP	R/R	6-4/235	Sr.-3L	Long Beach, Miss./IMG Academy
13	Dunhurst, Hayden	C	L/R	5-11/215	Fr.-HS	Carriere, Miss./Pearl River Central
14	LaFleur, Trey	IF/OF	L/L	6-3/195	Fr.-HS	Pensacola, Fla./J.M. Tate
16	Diamond, Derek	RHP/IF	R/R	6-2/200	Fr.-HS	Ramona, Calif./Ramona
17	Hoglund, Gunnar	RHP/IF	L/R	6-4/220	So.-1L	Hudson, Fla./Dayspring Christian Academy
18	Murrell, Mitch	RHP	R/R	6-4/210	Fr.-HS	Ocean Springs, Miss./Ocean Springs
19	Baker, Cael	IF/C	R/R	6-0/260	Jr.-JC	Gahanna, Ohio/Wabash Valley College
20	Smith, Zack	IF/RHP	L/R	6-1/200	Fr.-HS	Athens, Ga./Winder Barrow
21	McDaniel, Drew	RHP	R/R	6-2/185	Fr.-HS	Lafayette, La./Saint Thomas More
22	Cioffi, Max	RHP	R/R	6-4/225	Jr.-2L	Chicago, Ill./Saint Patrick
24	Kimbrell, Jackson	LHP	R/L	6-1/195	Fr.-HS	Birmingham, Ala./Oak Mountain
25	Elko, Tim	IF/OF	R/R	6-4/235	Jr.-2L	Lutz, Fla./Hillsborough
26	Nikhazy, Doug	LHP/OF	L/L	5-10/205	So.-1L	Windermere, Fla./West Orange
27	Broadway, Taylor	RHP	R/R	5-11/205	Sr.-1L	Cypress, Texas/Tyler JC
28	Miller, Austin	RHP	R/R	6-7/210	Sr.-2L	North Liberty, Iowa/Kirkwood CC
29	Forsyth, Braden	RHP	R/R	6-3/205	So.-JC	Coldwater, Miss./Meridian CC
31	Gilbert, Ben	LHP/OF	L/L	5-11/175	Fr.-HS	Babson Park, Fla./Lake Wales
32	Fisher, Cam	UT	L/R	6-2/210	Fr.-HS	Knoxville, Tenn./Hardin Valley Academy
33	Van Cleve, Ben	IF	R/R	6-3/260	Jr.-JC	Indianola, Miss./Northwest Mississippi CC
34	Myers, Tyler	RHP	R/R	6-1/190	Sr.-1L	Houston, Texas/Paris JC
35	Graham, Kevin	IF/OF	L/R	6-0/190	So.-1L	O'Fallon, Mo./Westminster Christian
38	Savell, Logan	RHP	R/R	6-4/190	Fr.-RS	Madison, Miss./Madison Central
39	Sammons, Cade	OF	L/L	5-10/175	Fr.-HS	Jackson, Tenn./University School of Jackson
43	Baker, Cole	RHP	R/R	6-2/200	Fr.-HS	Hoover, Ala./Hoover
48	Ealy, Jerriion	OF	R/R	5-9/180	Fr.-HS	Walnut Grove, Miss./Jackson Prep
55	Burton, Wes	RHP	R/R	6-8/220	Fr.-HS	Santa Monica, Calif./Windward School

COACHING AND SUPPORT STAFF

NO.	NAME	POSITION	AT OLE MISS	ALMA MATER (YEAR)
5	Bianco, Mike	Head Coach	20th Season	LSU (1989)
15	Lafferty, Carl	Assistant Coach	14th Season	Ole Miss (2004)
30	Clement, Mike	Assistant Coach	6th Season	Morningside (2002)
23	MacMillan, Marc	Volunteer Assistant Coach	7th Season	Ole Miss (1996)
	Chris Cleary	Director of Operations (External Affairs)	2nd Season	Menlo (2012)
	Chris Goudoras	Director of Operations (Internal Affairs)	3rd Season	Bentley (2015)
	Josh Porter	Senior Athletic Trainer	8th Season	UNCG (2007)
	Zach Boone	Strength and Conditioning	3rd Season	West Virginia (2011)

ROSTER BREAKDOWN

NO.	CLASS	PLAYERS
4	Seniors	Broadway, Holston; Miller; Myers
7	Juniors	Baker, Cael; Cioffi; Elko; Keenan; Leatherwood; Servideo; Van Cleve
6	Sophomores	Bench; Forsyth; Graham; Hoglund; Loposer; Nikhazy
17	Freshmen	Baker, Cole; Burton; Chatagnier; Diamond; Dunhurst; Ealy; Fisher; Gilbert; Kimbrell; LaFleur; McDaniel; Murrell; Plumlee; Sammons; Savell; Smith, Zack; Walsh

ALPHABETICAL

NO.	NAME	PRONUNCIATION
19	Baker, Cael	
43	Baker, Cole	
8	Bench, Justin	
27	Broadway, Taylor	
55	Burton, Wes	
1	Chatagnier, Peyton	Chat-an-yay
22	Cioffi, Max	CHO-fee
16	Diamond, Derek	
13	Dunhurst, Hayden	
48	Ealy, Jerriion	JARE-ee-in
25	Elko, Tim	
32	Fisher, Cam	
29	Forsyth, Braden	
31	Gilbert, Ben	
35	Graham, Kevin	
17	Hoglund, Gunnar	HO-glund
12	Holston, Greer	
10	Keenan, Tyler	
24	Kimbrell, Jackson	
14	LaFleur, Trey	
9	Leatherwood, Hayden	
4	Loposer, Knox	La-POSS-er
21	McDaniel, Drew	
28	Miller, Austin	
18	Murrell, Mitch	
34	Myers, Tyler	
26	Nikhazy, Doug	Na-KAY-zee
11	Plumlee, John Rhys	John Rice
39	Sammons, Cade	
38	Savell, Logan	SUH-vell
3	Servideo, Anthony	Sir-VID-ee-oh
20	Smith, Zack	
33	Van Cleve, Ben	
2	Walsh, Connor	

BY STATE


NO.	STATE	PLAYERS
2	Alabama	Baker, Cole; Kimbrell
2	California	Burton; Diamond
8	Florida	Nikhazy; Bench; LaFleur; Walsh; Elko; Servideo; Hoglund; Gilbert
1	Georgia	Smith, Zack
1	Illinois	Cioffi
1	Iowa	Miller
1	Louisiana	McDaniel
9	Mississippi	Murrell; Savell; Loposer; Holston; Van Cleve; Forsyth; Dunhurst; Ealy; Plumlee
1	Missouri	Graham
1	North Carolina	Keenan
1	Ohio	Baker, Cael
3	Tennessee	Fisher; Sammons; Leatherwood
3	Texas	Myers; Broadway; Chatagnier



TV ROSTER



1 • Peyton Chatagnier
Fr. • IF/OF • HS
Cypress, Texas
Cy-Fair HS



2 • Connor Walsh
Fr. • IF/OF • HS
Niceville, Fla.
Niceville HS



3 • Anthony Servideo
Jr. • IF • 2L
Jupiter, Fla.
Jupiter HS



4 • Knox Loposer
So. • C • 1L
Madison, Miss.
Jackson Prep



8 • Justin Bench
So. • IF/OF • 1L
Redington Beach, Fla.
Calvary Christian



9 • Hayden Leatherwood
Jr. • OF • JC
Collierville, Tenn.
Northwest Mississippi CC



10 • Tyler Keenan
Jr. • IF • 2L
Clayton, N.C.
Cleveland HS



11 • John Rhys Plumlee
Fr. • OF • HS
Hattiesburg, Miss.
Oak Grove HS



12 • Greer Holston
Sr. • RHP • 3L
Long Beach, Miss.
IMG Academy



13 • Hayden Dunhurst
Fr. • C • HS
Carriere, Miss.
Pearl River Central HS



14 • Trey LaFleur
Fr. • OF/IF • HS
Pensacola, Fla.
J.M. Tate HS



16 • Derek Diamond
Fr. • RHP/IF • HS
Ramona, Calif.
Ramona HS



17 • Gunnar Hoglund
So. • RHP/IF • 1L
Hudson, Fla.
Dayspring Christian



18 • Mitch Murrell
Fr. • RHP • HS
Ocean Springs, Miss.
Ocean Springs HS



19 • Cael Baker
Jr. • IF/C • JC
Gahanna, Ohio
Wabash Valley College



20 • Zack Smith
Fr. • IF/RHP • HS
Athens, Ga.
Winder Barrow HS



21 • Drew McDaniel
Fr. • RHP • HS
Lafayette, La.
Saint Thomas More HS



22 • Max Cioffi
Jr. • RHP • 2L
Chicago, Ill.
Saint Patrick HS



24 • Jackson Kimbrell
Fr. • LHP • HS
Birmingham, Ala.
Oak Mountain HS




25 • Tim Elko
Jr. • IF/OF • 2L
Lutz, Fla.
Hillsborough HS



26 • Doug Nikhazy
So. • LHP/OF • 2L
Windermere, Fla.
West Orange HS




27 • Taylor Broadway
Sr. • RHP • 1L
Cypress, Texas
Tyler JC



28 • Austin Miller
Sr. • RHP • 2L
North Liberty, Iowa
Kirkwood CC



29 • Braden Forsyth
So. • RHP • JC
Coldwater, Miss.
Meridian CC



31 • Ben Gilbert
Fr. • LHP/OF • HS
Babson Park, Fla.
Lake Wales HS



32 • Cam Fisher
Fr. • UT • HS
Knoxville, Tenn.
Hardin Valley Academy



33 • Ben Van Cleve
Jr. • IF • JC
Indianola, Miss.
Northwest Mississippi CC



34 • Tyler Myers
Sr. • RHP • IL
Houston, Texas
Paris JC



35 • Kevin Graham
So. • IF/OF • IL
O'Fallon, Mo.
Westminster Christian



38 • Logan Savell
R-Fr. • RHP • RS
Madison, Miss.
Madison Central HS



39 • Cade Sammons
Fr. • OF • HS
Jackson, Tenn.
Univ. School of Jackson



43 • Cole Baker
Fr. • RHP • HS
Hoover, Ala.
Hoover HS



48 • Jerriion Ealy
Fr. • OF • HS
Walnut Grove, Miss.
Jackson Prep



55 • Wes Burton
Fr. • RHP • HS
Santa Monica, Calif.
Windward School



5 • Mike Bianco
Head Coach
20th Season




15 • Carl Lafferty
Assistant Coach
14th Season



30 • Mike Clement
Assistant Coach
6th Season



23 • Marc MacMillan
Volunteer Assistant Coach
7th Season



Chris Cleary
Director of Operations
External Affairs



Chris Goudoras
Director of Operations
Internal Affairs



Josh Porter
Senior Athletic
Trainer



Zach Boone
Strength and
Conditioning



DATE	OPPONENT	LOCATION	NETWORK	TIME (CT)
Feb. 14 (Fri.)	LOUISVILLE	Oxford, Miss.	SEC Network+	4 p.m.
Feb. 15 (Sat.)	LOUISVILLE	Oxford, Miss.	SEC Network+	1:30 p.m.
Feb. 16 (Sun.)	LOUISVILLE	Oxford, Miss.	SEC Network+	Noon
Feb. 18 (Tue.)	ARKANSAS STATE	Oxford, Miss.	SEC Network+	4 p.m.
Feb. 19 (Wed.)	ALCORN STATE	Oxford, Miss.	SEC Network+	4 p.m.
Feb. 21 (Fri.)	XAVIER	Oxford, Miss.	SEC Network+	4 p.m.
Feb. 22 (Sat.)	XAVIER	Oxford, Miss.	SEC Network+	1:30 p.m.
Feb. 23 (Sun.)	XAVIER	Oxford, Miss.	SEC Network+	Noon
Feb. 25 (Tue.)	SOUTHERN MISS	Oxford, Miss.	SEC Network+	4 p.m.
Feb. 28 (Fri.)	vs. High Point	Greenville, N.C.		11 a.m.
Feb. 29 (Sat.)	at ECU	Greenville, N.C.	Pirates All-Access	3:30 p.m.
Mar. 1 (Sun.)	vs. Indiana	Greenville, N.C.		10 a.m.
Mar. 3 (Tue.)	MEMPHIS	Oxford, Miss.	SEC Network+	6:30 p.m.
Mar. 6 (Fri.)	PRINCETON	Oxford, Miss.	SEC Network+	6:30 p.m.
Mar. 7 (Sat.)	PRINCETON	Oxford, Miss.	SEC Network+	1:30 p.m.
Mar. 8 (Sun.)	PRINCETON	Oxford, Miss.	SEC Network+	Noon
Mar. 10 (Tue.)	at Louisiana Monroe	Monroe, La.	Warhawks All-Access	6 p.m.
Mar. 11 (Wed.)	at Louisiana Monroe	Monroe, La.	Warhawks All-Access	4 p.m.
Mar. 13 (Fri.)	LSU	Oxford, Miss.	SEC Network+	6:30 p.m.
Mar. 14 (Sat.)	LSU	Oxford, Miss.	SEC Network+	1:30 p.m.
Mar. 15 (Sun.)	LSU	Oxford, Miss.	SEC Network+	1:30 p.m.
Mar. 17 (Tue.)	UT MARTIN	Oxford, Miss.	SEC Network+	6:30 p.m.
Mar. 19 (Thu.)	at Texas A&M	College Station, Texas	SEC Network	6 p.m.
Mar. 20 (Fri.)	at Texas A&M	College Station, Texas	SEC Network+	6:30 p.m.
Mar. 21 (Sat.)	at Texas A&M	College Station, Texas	SEC Network+	2 p.m.
Mar. 24 (Tue.)	at Memphis	Memphis, Tenn.	Tigers All-Access	6 p.m.
Mar. 27 (Fri.)	ARKANSAS	Oxford, Miss.	ESPNU	8 p.m.
Mar. 28 (Sat.)	ARKANSAS	Oxford, Miss.	SEC Network	7 p.m.
Mar. 29 (Sun.)	ARKANSAS	Oxford, Miss.	SEC Network	2 p.m.
Mar. 31 (Tue.)	vs. Southern Miss	Pearl, Miss.		6 p.m.
Apr. 3 (Fri.)	SOUTH CAROLINA	Oxford, Miss.	SEC Network+	6:30 p.m.
Apr. 4 (Sat.)	SOUTH CAROLINA	Oxford, Miss.	ESPNU	6 p.m.
Apr. 5 (Sun.)	SOUTH CAROLINA	Oxford, Miss.	SEC Network+	1:30 p.m.
Apr. 7 (Tue.)	ARKANSAS-PINE BLUFF	Oxford, Miss.	SEC Network+	11 a.m.
Apr. 9 (Thu.)	at Mississippi State	Starkville, Miss.	SEC Network+	6:30 p.m.
Apr. 10 (Fri.)	at Mississippi State	Starkville, Miss.	SEC Network+	6:30 p.m.
Apr. 11 (Sat.)	at Mississippi State	Starkville, Miss.	SEC Network	3 p.m.
Apr. 14 (Tue.)	BELMONT	Oxford, Miss.	SEC Network+	6:30 p.m.
Apr. 15 (Wed.)	NORTH ALABAMA	Oxford, Miss.	SEC Network	6 p.m.
Apr. 17 (Fri.)	VANDERBILT	Oxford, Miss.	SEC Network+	6:30 p.m.
Apr. 18 (Sat.)	VANDERBILT	Oxford, Miss.	SEC Network+	2:30 p.m.
Apr. 19 (Sun.)	VANDERBILT	Oxford, Miss.	SEC Network+	1:30 p.m.
Apr. 21 (Tue.)	vs. Mississippi State	Pearl, Miss.	SEC Network+	6 p.m.
Apr. 24 (Fri.)	at Florida	Gainesville, Fla.	SEC Network+	5:30 p.m.
Apr. 25 (Sat.)	at Florida	Gainesville, Fla.	SEC Network+	5:30 p.m.
Apr. 26 (Sun.)	at Florida	Gainesville, Fla.	ESPNU	11 a.m.
May 1 (Fri.)	at Georgia	Athens, Ga.	SEC Network+	6 p.m.
May 2 (Sat.)	at Georgia	Athens, Ga.	SEC Network+	1 p.m.
May 3 (Sun.)	at Georgia	Athens, Ga.	SEC Network+	Noon
May 8 (Fri.)	AUBURN	Oxford, Miss.	SEC Network+	6:30 p.m.
May 9 (Sat.)	AUBURN	Oxford, Miss.	SEC Network	7 p.m.
May 10 (Sun.)	AUBURN	Oxford, Miss.	SEC Network+	1:30 p.m.
May 12 (Tue.)	at Arkansas State	Jonesboro, Ark.	Red Wolves All-Access	6:30 p.m.
May 14 (Thu.)	at Alabama	Tuscaloosa, Ala.	SEC Network+	6 p.m.
May 15 (Fri.)	at Alabama	Tuscaloosa, Ala.	SEC Network+	6 p.m.
May 16 (Sat.)	at Alabama	Tuscaloosa, Ala.	SEC Network+	1 p.m.
May 19-24	SEC Tournament	Hoover, Ala.		TBA
May 29 - June 1	NCAA Regionals	TBD		TBA
June 5-8	NCAA Super Regionals	TBD		TBA
June 12-24	College World Series	Omaha, Neb.		TBA



The 2020 SEC Baseball Tournament, which will be held in Hoover, Alabama, at the Hoover Metropolitan Stadium for the 20th consecutive year, will begin on Tuesday, May 19. Seeds 5-12 will meet in a single-elimination format on the opening day of the tournament, followed by traditional double-elimination play Wednesday-Friday. The tournament will return to single elimination play on Saturday.

2020 SEC BASEBALL TOURNAMENT

The 12 teams are seeded 1-12 with the two divisional champions and top four seeds guaranteed opening-round byes, with the possibility of earning another bye later in the bracket. The tournament field will include the top teams from the SEC's Eastern and Western Divisions plus 10 at-large bids seeded 3-12 based on conference winning percentage.

A team from the SEC Tournament has advanced to 11 consecutive National Championship Series in Omaha, winning six NCAA titles during that span (LSU 2009; South Carolina 2010 and 2011; Vanderbilt 2014; Florida 2017; Vanderbilt 2019). More than 100 first-round picks in the Major League Baseball Draft have played in SEC Tournament since 1991.

Tickets for the 2020 SEC Baseball Tournament will go on sale in February.

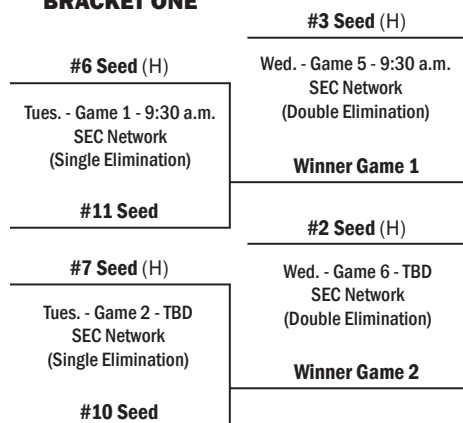
The Rebels will returned to Hoover as the reigning SEC Tournament champion last year and nearly took home a second straight crown.

The long road back to the title game began on Day 1 of the tournament as the No. 7 seed Rebel edged Missouri, 2-1, to avoid elimination.

Ole Miss reeled off four wins in five days, including three against top-15 teams. All six games the Rebels played were decided by two runs or fewer as lights-out pitching and clutch hitting carried the boys in powder blue through to the championship game.

The underdog Rebels raced out to a 7-0 lead but eventually came up one out short, falling 11-10 to No. 1 seed and eventual national champion Vanderbilt.

BRACKET ONE



Loser Game 5

Thurs. - Game 9 - 9:30 a.m.
SEC Network
(Double Elimination)

Loser Game 6

Loser Game 7

Thurs. - Game 10 - TBD
SEC Network
(Double Elimination)

Loser Game 8

Winner Game 9

Fri. - Game 13 - 3 p.m.
SEC Network
(Double Elimination)

Loser Game 11

Winner Game 13

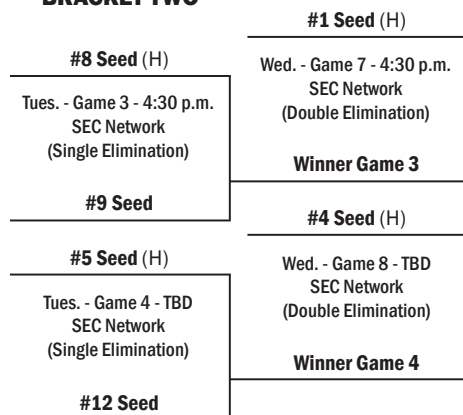
Sat. - Game 15 - Noon
SEC Network
(Single Elimination)

Winner Game 11

Winner Game 15

SEC TOURNAMENT
CHAMPIONSHIP GAME

BRACKET TWO



Winner Game 5

Thurs. - Game 11 - 4:30 p.m.
SEC Network
(Double Elimination)

Winner Game 6

Winner Game 7

Thurs. - Game 12 - TBD
SEC Network
(Double Elimination)

Winner Game 8

Winner Game 10

Fri. - Game 14 - TBD
SEC Network
(Double Elimination)

Loser Game 12

Winner Game 14

Sat. - Game 16 - TBD
SEC Network
(Single Elimination)

Winner Game 12

Winner Game 16

Sunday - Game 17 - 2 p.m.
ESPN2



All times Central
The second game of each session will begin approximately 30 minutes after the conclusion of the first game.
TV Network designations subject to change.
(H) indicates home team



QUICK FACTS

GENERAL INFORMATION

Name	University of Mississippi (Ole Miss)
Location	Oxford, Miss.
Founded	Nov. 6, 1848
Enrollment	23,090
Nickname	Rebels
Colors	Cardinal Red & Navy Blue
Conference	Southeastern (West)
Chancellor	Dr. Glenn Boyce
Athletics Director	Keith Carter
Faculty Athletics Representative	Ron Rychlak
Athletics Department Phone	662.915.7241

STADIUM INFORMATION

Home Stadium	Oxford-University Stadium/Swayze Field
Capacity	11,477
Dimensions	LF-330, LC-365, CF-390, RC-365, RF-330

COACHING STAFF

Head Coach	Mike Bianco
Alma Mater	LSU, 1989
Record at Ole Miss	751-439-1 (.631)
Year at Ole Miss	20th
Overall Record (22 years)	851-510-1 (.625)
Assistant Coach	Carl Lafferty
Alma Mater	Ole Miss, 2004
Year at Ole Miss	14th
Assistant Coach	Mike Clement
Alma Mater	Morningside College, 2002
Year at Ole Miss	6th
Volunteer Assistant Coach	Marc MacMillan
Alma Mater	Ole Miss, 1996
Year at Ole Miss	7th

SUPPORT STAFF

Director of Operations (External Affairs)	Chris Cleary
Alma Mater	Menlo, 2012
Year at Ole Miss	2nd
Director of Operations (Internal Affairs)	Chris Goudoras
Alma Mater	Bentley, 2015
Year at Ole Miss	3rd
Athletic Trainer	Josh Porter
Alma Mater	UNCG, 2007
Year at Ole Miss	8th
Strength and Conditioning	Zach Boone
Alma Mater	West Virginia, 2011
Year at Ole Miss	3rd
Managers	Nate Bledsoe, Blaine Calcagno, Eric Menefee, Ryan Smith, Michael Spears, Charles Spencer, John Ross Swaim

PROGRAM HISTORY

First Year of Baseball	1893
All-Time Overall Record (118 Seasons)	2,224-1610-20 (.580)
All-Time SEC Record (118 Seasons)	850-959-2 (.471)
SEC Regular Season Championships	7 (1959, '60, '64, '69, '72, '77, 2009)
SEC Tournament Championships	3 (1977, 2006, 2018)
SEC Western Division Championships	15 (1954, '56, '59, '60, '63, '64, '67, '69, '72, '77, '82, '05, '09, '14, '18)
NCAA Tournament Appearances	23 (Most recent - 2019)
All-Time NCAA Tournament Record	58-50 (.537)
NCAA Regional Championships	10 (1956, '64, '69, '72, '05, '06, '07, '09, '14, '19)
NCAA Super Regional Appearances	6 (2005, '06, '07, '09, '14, '19)
College World Series Appearances	5 (1956, '64, '69, '72, '14)
All-America Selections	29
All-SEC Selections	151
MLB Draft Selections	197

2019 TEAM INFORMATION

2019 Overall Record	41-27 (.603)
2019 SEC Record (Finish)	16-14 (.533 - 5th West)
2019 Tournament	Runner-Up
2019 NCAA Postseason	NCAA Oxford Regional Champion, NCAA Fayetteville Super Regional Qualifier

2020 OUTLOOK

Letterwinners Returning/Lost	13/22
Position Starters Returning/Lost	3/6
Pitchers Returning/Lost	8/11
Newcomers	20

COMMUNICATIONS

Baseball Communications Contact	Alex Sims
Email	apsims@olemiss.edu
Office Phone	662.915.1083
Cell Phone	662.816.9610
Mailing Address	908 All-American Drive, University, MS 38677
Website	www.OleMissSports.com
Baseball Twitter	@OleMissBSB
Baseball Instagram	olemissbsb
Baseball Facebook	Facebook.com/OleMissBaseball
Ole Miss Athletics Twitter	@OleMissSports
Ole Miss Athletics Facebook	Facebook.com/OleMissSports
Ole Miss Athletics Instagram	olemissathletics

ATHLETICS COMMUNICATIONS STAFF




Kyle Campbell
Associate A.D. for
Communications



Adam Kuffner
Associate
Director



Brad Sheffield
Associate
Director



Mitch Praxl
Assistant
Director



Alex Sims
Assistant
Director



Caitie Smith
Assistant
Director



Tyler Wooten
Assistant
Director



Ashley Mangrum
Senior
Staff Assistant



5 MIKE BIANCO



QUICK HITS

POSITION	HEAD COACH
YEAR AT OLE MISS	20TH
CAREER RECORD	851-510-1 (22 SEASONS)
RECORD AT OLE MISS	751-439-1 (19 SEASONS)
ALMA MATER	LSU, 1989
HOMETOWN	SEMINOLE, FLA.
BIRTHDAY	MAY 3, 1967

Ole Miss named Mike Bianco head coach of the Rebel baseball program on June 7, 2000. Since then, Bianco has become the winningest coach in program history and one of the top coaches in Southeastern Conference history while establishing Ole Miss as one of the premier programs in college baseball.

In 19 seasons leading the program, Bianco has delivered 16 postseason appearances, including six Super Regional berths and a trip to the College World Series in 2014. He has racked up 751 victories, holding a 751-439-1 (.631) record. Those wins are the most in Rebel baseball history and rank third all-time among coaches in the SEC. He also stands as the winningest and longest-active coach in the SEC among the three major men's

sports of baseball, basketball and football. The Rebels have reached the 30-win plateau in each of Bianco's 19 seasons, including eight 40-win campaigns, proving that the Rebels don't rebuild under Bianco—they reload.

The Rebels posted three straight 40-win seasons from 2005-07 for the first time in school history and have hit the program record of 48 wins three times, most recently a 48-17 (.738) season in 2018, which came as the best win percentage by a Rebel team in the past 48 seasons.

To become the all-time winningest coach in Ole Miss history, Bianco passed Rebel legend Jake Gibbs with his 486th win on March 9, 2013, against Lipscomb in non-conference action. On March 6, 2016, he won his 600th game at Ole Miss to become just the ninth coach in SEC history to record at least 600 wins. On May 11, 2018, Bianco became just the fifth coach in history to record 700 wins with an SEC school, as well as earning his 800th career win with a victory over Auburn.

The Rebel skipper added multiple milestones in 2019, including notching his 300th win in SEC play as Ole Miss turned in a dominant 12-4 victory over Florida on April 5. When his Rebels defeated Texas A&M 13-3 on Friday, April 26, Bianco won his 739th game as the head coach in Oxford, moving him to third all-time in SEC history ahead of South Carolina's Ray Tanner.

The winning tradition has led to a wealth of success in the nation's strongest baseball conference. Under Bianco, the Rebels have won four SEC Western Division titles, two SEC Tournament titles and one SEC regular-season championship, coming in 2009. Ole Miss captured the SEC Tournament title in 2006 and again in 2018. The Rebels also won the SEC West crown in 2018, becoming just the second team in program history to win both a divisional and tournament title in the same season. The Rebels have finished .500 or above in conference play in 15 of Bianco's 19 seasons.

MLB REBS

The excellence on the field has not gone unnoticed over the past 19 seasons under Bianco. The Rebels have seen 114 Major League Baseball draft picks in that time, including a combined 15 in the past two seasons.

At least four Rebels have been selected in each of the past 16 seasons of the Bianco Era. Prior to Bianco's arrival, Ole Miss eclipsed four draftees just three times.


In the Bianco Era, Rebel pitchers have accounted for 65 selections in the MLB Draft, including a pair of first-rounders. Drew Pomeranz was selected fifth overall in 2010, becoming the highest-selected Rebel ever, part of a class that featured five Ole Miss pitchers taken in the top 100 picks. Ryan Rolison joined Pomeranz as a first-round selection in 2018 when he was taken 22nd overall by the Colorado Rockies.

Bianco has also tutored 18 catchers who have gone on to sign professional contracts. In 2018 and 2019, three Rebels were drafted as catchers in the top six rounds. Nick Fortes signed with the Miami Marlins after they chose him in the fourth round in 2018, while Thomas Dillard (5th Round - Milwaukee Brewers) and Cooper Johnson (6th Round - Detroit Tigers) were quickly taken off the board in 2019.

In his 27 years as either an assistant or head coach at Northwestern State, LSU, McNeese State and Ole Miss, Bianco has coached 154 players who have gone on to sign professional contracts. Among those 154 players, 31 have made Major League rosters, including 20 Rebels in the past 19 seasons.

T.J. Beam (New York Yankees) was the first player from the Bianco Era to be called up in 2006, followed by Seth Smith (Colorado) in 2007 and Matt Tolbert (Minnesota) in 2008. Chris Coghlan (Florida) was named the 2009 National League Rookie of the Year, while Matt Maloney (Cincinnati) made his MLB debut that same season. Alex Presley (Pittsburgh) became the sixth Bianco-coached Rebel to get the call to the majors in 2010.

Right-hander Lance Lynn (St. Louis), shortstop Zack Cozart (Cincinnati) and left-hander Drew Pomeranz (Colorado) became the next crop of player to make their Major League debuts, getting the call to the big leagues in 2011. Those call ups gave the Rebels eight players active in the Majors in the 2011 season, the second most of any Southeastern Conference team that season. Seven players appeared on Major League rosters in the 2013 season, including the call up of right-hander



Phillip Irwin (Pittsburgh) that year. Right-hander Aaron Barrett (Washington) made his Major League debut on March 31, 2014.

Matt Tracy was called up to the big leagues by the New York Yankees, April 11, 2015, and made his debut later that day. Just over one month later, another former Rebel pitcher made his Major League debut as David Goforth began pitching out of the bullpen for the Milwaukee Brewers. In 2016, Mike Mayers (St. Louis) became the 14th Bianco-coached Rebel to see his big league dream come true, earning a start for the Cardinals against the Los Angeles Dodgers on Sunday Night Baseball.

Johnny Bench Award winner Stuart Turner saw his dream come true when he made the Cincinnati Reds roster to start the 2017 season. Less than a month into the season, the Oakland Athletics called up Bobby Wahl as the next Rebel to make his MLB debut. Braxton Lee earned MLB Reb when he earned a spot on the 2018 Opening Day roster for the Miami Marlins. Two more Rebels added their names to the MLB ranks in 2019 as pitchers Chris Ellis (Kansas City) and Jacob Waguespack (Toronto) toed the rubber in the bigs.

AWARD-WINNING REBELS

On the field, Bianco has established a tradition of developing some of the nation's top players, as the Rebels have seen a combined 79 selections to All-America and Freshman All-America teams over the past 19 seasons. During the 2019 campaign, Grae Kessinger was named a First Team All-American, while Doug Nihazy and Kevin Graham were both tabbed as Freshman All-Americans. The feat marked the fourth consecutive season that Ole Miss has produced at least two Freshman All-Americans, amounting to total of 10 in that span.

Ole Miss also became the first school to produce two different finalists for the Johnny Bench Award in consecutive seasons when Stuart Turner and Will Allen were named as finalists in 2013 and 2014, respectively. Turner claimed the award in 2013, becoming the first catcher in program history to be tabbed as the national catcher of the year. Nick Fortes carried on the tradition in 2018, earning a Johnny Bench Award semifinalist nod.

Grae Kessinger added to the award-winning tradition in 2019. The Rebel legacy was named the Brooks Wallace Award Winner, given annually to the nation's top shortstop.

The Rebels have totaled 63 All-SEC nods under Bianco. Most recently, Grae Kessinger was named to the All-SEC first team at shortstop. Cooper Johnson was tabbed second-team All-SEC, as well as to the SEC All-Defensive Team. Doug Nihazy rounded out the selections, pulling a Freshman All-SEC nod.

Bianco's Rebels have brought home a number of awards from the league office as well, including Stephen Head's SEC Player of the Year laurel in 2004, Drew Pomeranz earning SEC Pitcher of the Year honors in 2010 and the Rebels' trio of SEC Freshman of the Year winners: Seth Smith in 2002, Head in 2003 and Jordan Henry in 2007.

Bianco has also coached five C Spire Ferriss Trophy winners, given annually to the best college baseball player in Mississippi. Head won it in 2004, followed by Brian Pettway in 2005, Scott Bittle in 2008, Pomeranz in 2010 and Auston Bousfield in 2014. The Rebels had two Ferriss Trophy finalists in 2019, Grae Kessinger and Tyler Keenan.

The Rebels have also celebrated great academic

THE BIANCO FILE

Season	School	Record/Postseason
1998	McNeese State	30-26
1999	McNeese State	31-25
2000	McNeese State (Southland)	39-20
2001	Ole Miss	39-23-1
2002	Ole Miss	37-19
2003	Ole Miss	35-27
2004	Ole Miss	39-21
2005	Ole Miss (SEC West)	48-20**
2006	Ole Miss (SEC Tournament)	44-22**
2007	Ole Miss	40-25**
2008	Ole Miss	39-26
2009	Ole Miss (SEC Regular-Season)	44-20**
2010	Ole Miss	39-24
2011	Ole Miss	30-25
2012	Ole Miss	37-26
2013	Ole Miss	38-24
2014	Ole Miss (SEC West)	48-21***
2015	Ole Miss	30-28
2016	Ole Miss	43-19
2017	Ole Miss	32-25
2018	Ole Miss (SEC West, SEC Tournament)	48-17
2019	Ole Miss	41-27**

() - Indicates conference championship

Bold - Earned NCAA Tournament berth

** - Advanced to NCAA Super Regional

*** - Advanced to College World Series

COACHING HONORS

2000 Southland Conference Coach of the Year

PLAYING CAREER

1986-87 Indian River (FL) Community College

1988-89 LSU

PLAYING HONORS

2003 Indian River Community College Hall of Fame

2008 All-Alex Box Stadium: Omaha Era Team at LSU

2010 Seminole High School Hall of Fame

EDUCATION

1989 Bachelor of Arts in General Studies, LSU

1995 Masters of Student Personnel Services, Northwestern State

FAMILY

Married to the former Camille Marquette; Five children:

Michael, Benjamin, Andrew, Samuel and Catherine

success under Bianco. Five of his Rebels have been named CoSIDA Academic All-District. The SEC's First-Year Academic Honor Roll has included 67 Bianco-coached Rebels, while 202 student-athletes have been selected to the SEC Academic Honor Roll.

NATIONAL TREASURE

Bianco's on-field accomplishments have been recognized nationally, as the Rebel skipper was selected to serve as an assistant coach with the USA Baseball Collegiate National Team in the summer of 2013.

Ole Miss has a strong history with Team USA. Ten Rebels have competed internationally for USA Baseball in the Bianco Era. Seth Smith and Stephen



Head both competed for the 2003 edition of the Collegiate National Team. Zack Cozart made the national squad in 2006, and Cody Satterwhite and Lance Lynn kept that going in 2007.

Drew Pomeranz became the sixth Rebel to sport the American flag uniform in 2009, followed by Bobby Wahl in 2012 and Dallas Woolfolk in 2017. Parker Caracci carried on the tradition in 2018, earning a spot on the Team USA roster, where he posted a perfect 0.00 ERA with two saves and opposing batting average of .094 in 9.2 innings of work. Doug Nihazy made it three straight seasons with a Rebel arm wearing the Stars and Stripes, earning a spot on the 24-man roster for the 2019 summer.

ELECTRIC ATMOSPHERE AT SWAYZE

The excitement on the field has spilled over into the stands, where Ole Miss baseball fans have taken notice and shown their appreciation. Attendance continues to rise under Bianco as Oxford-University Stadium has been established as one of the best atmospheres in college baseball.

Ole Miss has ranked among the nation's top 25 attendance leaders in all of Bianco's 19 seasons. That streak also includes 13 consecutive years ranked in the top five and a No. 2 average attendance ranking in each of the last four seasons.

The Rebels have taken that crowd support and turned it into a distinct home field advantage. Ole Miss has won 73 percent of its home games under Bianco, compiling a 483-176-1 record at Swayze Field.

In addition to the outstanding winning percentage, the demand for seats led to new renovations and additions at O-U Stadium/Swayze Field. Grilling areas, picnic pavilions and terraced seats were added beyond the wall in left field in the Oakes Pavilion. Beyond the right field wall, new terracing along with more grilling areas and picnic pavilions were built in the area heavily populated by Ole Miss students.

Additions to the grandstand including skyboxes and additional grandstand seating were completed in 2009 as O-U Stadium expanded to accommodate the standing room only crowds that have become a mainstay for the Rebels under the leadership of Bianco. Prior to the 2016 season, the Rebels added a new HD video board to the outfield that measures 30'x48' in size to enhance the game day experience.

PLAYERS DRAFTED UNDER BIANCO

AT OLE MISS

2019
Grae Kessinger 2nd/Houston
Will Ethridge 5th/Colorado
Thomas Dillard 5th/Milwaukee
Cooper Johnson 6th/Detroit
*Parker Caracci 21st/Toronto
Cole Zabowski 22nd/Detroit
Zack Phillips 27th/Kansas City
Houston Roth 29th/Baltimore

2018
Ryan Rolison 1st/Colorado
Nick Fortes 4th/Miami
Brady Feigl 5th/Oakland
James McArthur 12th/Philadelphia
Ryan Olenek 17th/San Francisco
Will Golsan 26th/Colorado
Parker Caracci 37th/Toronto

2017
David Parkinson 12th/Philadelphia
Tate Blackman 13th/Chicago
Colby Bortles 22nd/Detroit
Brady Feigl 35th/L.A. Angels
Kyle Watson 37th/Pittsburgh

2016
J.B. Woodman 2nd/Toronto
Errol Robinson 6th/L.A. Dodgers
Henri Lartigue 7th/Philadelphia
Chad Smith 11th/Miami
*Brady Bramlett 13th/Boston
Wyatt Short 13th/Chicago Cubs

2015
Scott Weathersby 10th/Houston
Sikes Orvis 17th/Chi. White Sox
Brady Bramlett 22nd/Oakland
*Christian Trent 24th/Milwaukee
Jacob Waguespack FA/Philadelphia

2014
Chris Ellis 3rd/L.A. Angels
Austin Bousfield 5th/San Diego
Austin Anderson 9th/Baltimore
Josh Laxer 9th/Detroit
Braxton Lee 12th/Tampa Bay
Will Allen 13th/Detroit
Hawtin Buchanan 20th/Seattle
Aaron Greenwood 28th/Houston
Christian Trent 28th/L.A. Dodgers

2013
Stuart Turner 3rd/Minnesota
Mike Mayers 3rd/St. Louis
Bobby Wahl 5th/Oakland
Brett Huber 31st/Detroit
Tanner Bailey 32nd/Detroit

2012
Alex Yarbrough 5th/L.A. Angels
*Matt Snyder 10th/N.Y. Yankees
Dylan Chavez 14th/Boston
R.J. Hivley 19th/Arizona
Tanner Mathis 27th/Houston
Zach Kirksey 29th/Detroit

2011
*David Goforth 7th/Milwaukee
Austin Wright 8th/Philadelphia
Miles Hamblin 12th/Houston
Matt Crouse 24th/Detroit
*Matt Tracy 24th/N.Y. Yankees
Matt Snyder 44th/Washington

2010
Drew Pomeranz 1st/Cleveland
*Aaron Barrett 9th/Washington
Tim Ferguson 10th/Kansas City
David Goforth 31st/Cleveland
Matt Tracy 43rd/Florida

2009
*Scott Bittle 4th/St. Louis
Nathan Baker 5th/Pittsburgh
Jordan Henry 7th/Cleveland
Brett Bukvich 18th/Florida
Phillip Irwin 21st/Pittsburgh
Evan Button 22nd/Arizona
Aaron Barrett 27th/Texas
Chris Corrigan 30th/St. Louis
Kyle Henson 39th/San Francisco
Matt Smith 49th/Houston
*Brett Basham 50th/San Diego

2008
Lance Lynn Sup. 1st/St. Louis
Cody Satterwhite 2nd/Detroit
Cody Overbeck 9th/Philadelphia
Michael Guerrero 21st/Washington
Logan Power 25th/San Diego
Justin Cryer 29th/Toronto

2007
Zack Cozart 2nd/Cincinnati
*Will Kline 2nd/Tampa Bay
Justin Henry 9th/Detroit
Craig Rodriguez 29th/Colorado

2006
Chris Coghlan Sup. 1st/Florida
Garrett White 6th/Los Angeles
Alex Presley 8th/Pittsburgh
Tommy Baumgardner 28th/Colorado
Justin Brashear 44th/Arizona
Mark Wright FA/New York Mets

2005
Stephen Head 2nd/Cleveland
Mark Holliman 3rd/Chi. Cubs
Matt Maloney 3rd/Philadelphia
Brian Pettway 3rd/Toronto
Eric Fowler 5th/Toronto
Anthony Cupps 7th/Arizona
*Barry Gunther 25th/San Francisco
Cooper Osteen 31st/Philadelphia

2004
Seth Smith 2nd/Colorado
Jeremy Zick 15th/St. Louis
*Matt Tolbert 16th/Minnesota
Chris Thompson 21st/Arizona
Charlie Babineaux 28th/San Francisco
Xan Barksdale Free Agent

2003
*T.J. Beam 10th/Yankees
Charlie Waite 23rd/Philadelphia

2002
J.R. Pickens 10th/Oakland
Jared Gotheaux (McNeese) 16th/Houston
*Pete Montrenes 22nd/Colorado

2001
Carl Lafferty 20th/Florida
Ronnie Goodwin 38th/Florida

AT MCNEESE STATE

2000
Brad Cresse (LSU) 5th/Arizona
Cedrick Harris (LSU) 10th/Arizona
Chris Williams 11th/Cincinnati

1999
Kurt Ainsworth (LSU) 1st/San Francisco
Ben Broussard 2nd/Cincinnati
Jeff Leamont (LSU) 9th/N.Y. Yankees
Kevin Sprague 10th/St. Louis
Graham Mazur FA/Chi. White Sox

1998
Clay Condrey Free Agent
Eddy Furniss (LSU) 4th/Pittsburgh
Jake Esteves (LSU) 6th/San Francisco
Doug Thompson (LSU) 19th/Colorado
Chris Demouy (LSU) 24th/Anaheim
Dan Guillory (LSU) 40th/Cleveland

AT LSU
1997
Brandon Larson 1st/Cincinnati
*Patrick Coogan 3rd/St. Louis
Casey Cuntz 10th/Arizona
Mike Koerner 11th/Oakland
Kevin Shipp 33rd/Philadelphia
Tom Bernhardt 45th/Chi. Cubs

1996
Eddie Yarnell 3rd/N.Y. Mets
Nathan Dunn 4th/San Diego
Warren Morris 5th/Texas
Tim Lanier 10th/San Diego
Justin Bowles 16th/Oakland
Jason Williams 16th/Cincinnati
*Brett Laxton 24th/Oakland

1995
Scott Schultz 5th/Cleveland
Scott Fitterer 22nd/Toronto
Brian Winders 66th/Kansas City

1994
Todd Walker 1st/Minnesota
Russ Johnson 1st/Houston

1993
Harry Berrios 8th/Baltimore
Matt Chamberlain 11th/Pittsburgh
Mike Sirotka 15th/Chi. White Sox
Mike Neal 16th/Cleveland
Trey Rutledge 19th/Cincinnati
Will Hunt 31st/Detroit
Armando Rios Free Agent

* Indicates player drafted in a previous year, but returned to school.
- Players listed in parentheses were coached by Bianco but went on to play professional ball after he had moved on to another program.



The latest renovations to O-U Stadium will benefit both players and fans. A \$19 million project, completed right after the 2018 season, included a new Baseball Performance Center, a field level club, additional box seating, a rooftop plaza down the first base line and an expansion/realignment of the left field terrace, as well as an additional videoboard down the right field line to accommodate those enjoying the outfield seating.

The 2019 season marked the 14th consecutive season where more than 160,000 fans have come to Oxford to see Ole Miss in action and the 16th straight year with 120,000-plus entering the gates at Swayze Field. In each of the past four seasons, the Rebels have drawn more than 270,000. Attendance reached an all-time high in 2018 as the Rebels won 29 home games. Ole Miss finished second in the nation in total and average attendance, setting program records with 322,742 total attendees at an average of 8,965 per game. Rebel Nation bested that mark in 2019, filling Swayze Field at an average of 8,988 per game.

The 2018 season also brought five of the 10 the most-attended games in Swayze's history, including the single-game record of 12,152 as Ole Miss closed out a series victory over LSU. That series against the Tigers was the second-most-attended in program history with 32,075 total fans, trailing only the 33,070 who watched the Rebels sweep No. 6 East Carolina to open the 2017 campaign.

With the success on the field and support in the stands, Oxford has evolved into a top destination for fans of postseason baseball. Bianco and the Rebels hosted four straight NCAA Regionals and two Super Regionals from 2004-2007. Ole Miss posted the largest crowds for any NCAA Super Regional in 2005 and 2006 and posted the highest attendance of any NCAA Regional in 2006. The 2005 NCAA Regional in Oxford drew the second-largest crowd among all Regionals.

When the Rebels hosted again in 2009 at the newly renovated Oxford-University Stadium, new attendance marks were again set; Ole Miss hosted the then-largest crowd in school history as 10,323 fans came to see the Rebels take on Virginia in game two of the Super Regional. All-told, 29,646 fans came to the Super Regional, making it the most attended Super Regional of the season and the highest attendance for a Super Regional at an on-campus facility in NCAA history at the time.

In the 2014 NCAA Regional, the Rebels ranked second nationally with 49,314 fans packing the stadium for the six-game event as Ole Miss began

its run to the College World Series.

On Monday, June 13, 2005, the Rebels' Super Regional game against eventual national champion Texas was the third-most watched television broadcast of a college baseball game in the history of ESPN.

In total, the Rebels have hosted nine NCAA Regionals in the past 16 years, further evidence that under Mike Bianco, Ole Miss baseball has truly become a national name.

THE BIANCO ERA BEGINS

Since Bianco took the helm of the program 19 years ago, he has raised the bar for expectations at Ole Miss with each successive season.

After being picked to finish sixth in the SEC Western Division in his first season, the Rebels defied expectations, finishing second in the West with a 17-13 record and an overall record of 39-23-1. The 39 wins were then one shy of the school record for a single season, while the 17 conference wins tied the school record at the time.

BIANCO'S RECORD VS. OPPONENTS

Opponent	W	L	T	PCT.	Opponent	W	L	T	PCT.
Alabama	35	29	0	.547	Monmouth	1	0	0	1.000
Arizona	1	0	0	1.000	Murray State	13	1	1	.900
Arizona State	2	2	0	.500	New Mexico	0	1	0	.000
Arkansas	38	31	0	.551	New Orleans	4	0	0	1.000
Arkansas-Pine Bluff	10	0	0	1.000	New York Tech	3	0	0	1.000
Arkansas State	28	11	0	.718	Nicholls State	11	4	0	.733
Auburn	34	27	0	.557	North Alabama	0	1	0	.000
Austin Peay	11	0	0	1.000	Northwestern (La.) State	8	11	0	.421
Ball State	1	0	0	1.000	Oakland	3	0	0	1.000
Baylor	0	2	0	.000	Ohio State	0	1	0	.000
Bethune-Cookman	1	0	0	1.000	Oklahoma	2	5	0	.286
Belmont	2	0	0	1.000	Oklahoma State	0	2	0	.000
Binghamton	1	0	0	1.000	Oral Roberts	1	0	0	1.000
Birmingham-Southern	3	0	0	1.000	Prairie View	2	0	0	1.000
Centenary	2	0	0	1.000	Purdue	3	0	0	1.000
Central Arkansas	5	1	0	.833	Rhode Island	3	0	0	1.000
Cincinnati	1	0	0	1.000	Rice	1	6	0	.143
Clemson	1	0	0	1.000	SE Louisiana	16	6	0	.727
Coastal Carolina	1	0	0	1.000	SE Missouri	9	1	0	.900
CSU Bakersfield	0	1	0	.000	St. Francis (NY)	1	0	0	1.000
East Carolina	3	1	0	.750	SW Missouri State	1	1	0	.500
Eastern Illinois	9	0	0	1.000	SW Texas	4	5	0	.444
Evansville	2	1	0	.667	Saint Louis	6	0	0	1.000
Florida	27	20	0	.574	Sam Houston State	11	5	0	.688
Florida International	3	0	0	1.000	Samford	2	1	0	.667
Furman	3	0	0	1.000	South Alabama	9	2	0	.818
Georgia	26	18	0	.590	South Carolina	18	24	0	.429
Georgia State	5	2	0	.714	Southeastern Louisiana	2	0	0	1.000
Grambling	5	0	0	1.000	Southern Illinois	1	1	0	.500
Houston	5	1	0	.833	Southern Miss	19	21	0	.475
Indiana State	6	1	0	.750	Southern University-Baton Rouge	2	0	0	1.000
Iowa State	2	0	0	1.000	Stetson	6	1	0	.857
Jackson State	6	0	0	1.000	TCU	7	7	0	.500
Jacksonville State	6	0	0	1.000	Tennessee	29	19	0	.604
Kentucky	29	18	0	.617	Tennessee Tech	2	2	0	.500
Liberty	1	1	0	1.000	Texas	2	3	0	.400
LSU	32	37	0	.464	Texas A&M	15	9	0	.625
LSU-Shreveport	2	0	0	1.000	Texas-Arlington	5	5	0	.500
Lamar	10	5	0	.667	Texas-San Antonio	7	2	0	.778
Lipscomb	6	0	0	1.000	Texas Southern	6	0	0	1.000
Little Rock	13	2	0	.867	Texas Tech	1	1	0	.500
Long Beach State	5	1	0	.833	Tulane	9	7	0	.563
Loyola-New Orleans	1	0	0	1.000	UAB	5	2	0	.714
Louisiana College	4	1	0	.800	UCLA	4	3	0	.571
Louisiana-Lafayette	6	5	0	.545	UCF	4	2	0	.667
Louisiana-Monroe	16	6	0	.727	UIC	2	1	0	.667
Louisiana Tech	11	2	0	.846	UNC-Wilmington	6	0	0	1.000
Louisville	5	7	0	.417	UT Martin	9	0	0	1.000
McNeese State	2	2	0	.500	Utah	0	1	0	.000
Maine	4	0	0	1.000	Vanderbilt	27	22	0	.551
Marist	0	1	0	.000	Vermont	3	0	0	1.000
Maryland	0	1	0	.000	Virginia	3	2	2	.571
Memphis	27	11	0	.711	Washington	2	1	0	.667
Miami (FL)	1	3	0	.250	Western Kentucky	4	4	1	.500
Miami (Ohio)	2	1	0	.667	Western Michigan	3	0	0	1.000
Michigan State	0	1	0	.000	Wichita State	0	2	0	.000
Minnesota	7	1	0	.800	William & Mary	2	3	0	.400
Mississippi State	37	43	0	.463	Winthrop	3	0	0	1.000
Mississippi Valley State	3	0	0	1.000	Wisconsin-Milwaukee	1	0	0	1.000
Missouri	8	6	0	.571	Wright State	7	4	0	.636



Ole Miss rose in the national spotlight that season, breaking into the top 10 in the national rankings for the first time since the 1972 season. The Rebels closed out the year with a trip to the NCAA Regional in New Orleans as the No. 2 seed.

Four Rebels earned spots as All-SEC selections on either the first or second team, while outfielder Burney Hutchinson earned second team All-America honors from Baseball Weekly. It was the beginning of a steady climb to the top for Ole Miss.

The Rebels again found themselves in the national spotlight in the 2002 season as Ole Miss climbed as high as No. 6 in the national rankings following a series win at then-No. 2 Alabama. It was the highest national ranking for the Rebels since finishing the 1969 season ranked No. 6 by Collegiate Baseball. Ole Miss also saw its first SEC Freshman of the Year as outfielder Seth Smith earned the honor from the league.

The 2003 season again saw Ole Miss in the post-season as the Rebels earned a berth in the Houston Regional. Bianco's Rebels were led by a young but stout pitching staff, featuring five freshmen throwing more than 60 percent of the innings on the season. That young group led the SEC in ERA at 3.45 for the year, hit the 35-win mark for the third straight season on the way to the postseason. The appearance in the NCAA Regional was the second in three years for Bianco's program and only the fourth for Ole Miss since the 1977 season.

One member of that pitching staff, two-way player Stephen Head, was named SEC Freshman of the Year and also earned national Freshman of the Year along with All-America honors. The groundwork was laid for the future as the Rebels would reach even greater heights in the coming years.

Ole Miss set the stage for the move to the next level in 2004 as the Rebels earned another berth in the postseason, marking the first time in program history that Ole Miss reached an NCAA Regional in back-to-back seasons. However, things were different this time around.

Instead of heading on the road for the postseason in 2004, the Rebels were selected as one of the 16 host sites for an NCAA Regional. It was the first time Ole Miss ever served as a Regional host, but it wouldn't be the last.

On the way to the postseason, Bianco's Rebels notched 18 wins in Southeastern Conference play on the way to an overall mark of 39-21. The Rebels were also ranked in all four major college baseball polls each week of the season, including eight total



In 2014, Bianco led Ole Miss to its first College World Series appearance since 1972. The Rebels fell in the opening game in Omaha before rattling off two dramatic victories in elimination games. Bianco's squad ultimately was eliminated by the top-seeded, Virginia Cavaliers.

weeks in the top 10 in at least one of the polls. Ole Miss was in the top 10 for six-straight weeks from March 22-April 26, moving as high as fourth nationally in the March 29 edition of the Collegiate Baseball rankings.

Stephen Head, then a sophomore, earned All-America honors for the second-straight season, becoming the school's third two-time All-American in 2004. He also was named Co-Player of the Year in the SEC and was selected as one of five finalists for the 2004 Golden Spikes Award, amateur baseball's most prestigious award. It was the first time a Rebel player had ever been a finalist for the award. Head also brought the first "Boo" Ferriss Award home to Oxford, given to the top baseball player in the state of Mississippi.

Not satisfied with the accomplishments of the previous season, Ole Miss added to its list of firsts in 2005. The Rebels hosted a second-straight NCAA Regional and advanced to an NCAA Super Regional for the first time, playing host to the eventual national champion Texas Longhorns. The Rebels broke the 40-win mark for the first time under Bianco, setting a school record at 48-20 on the season and claiming the SEC Western Division Championship.

Ole Miss also saw the second-straight Ferriss Trophy come to Oxford when Brian Pettway was named as the award's recipient as well as being named an All-American for the first time in his career. He joined Head, who became the program's first-ever three-time All-American when he earned the distinction again in 2005.

TITLE TIME IN OXFORD

Not to be content with the success of previous

years, Bianco's Rebels used the achievements of 2005 to springboard into the 2006 season.

The Rebels posted a 44-22 record, marking the first time in history that Ole Miss had turned in back-to-back 40-win seasons. Ole Miss also claimed the 2006 SEC Tournament Championship on the way to hosting its third-consecutive NCAA Regional as well as a second-straight Super Regional against the Miami Hurricanes.

The Rebels again had two players gain national recognition as Zack Cozart and Cody Satterwhite were named All-Americans and three Rebels gained All-SEC honors. With the conclusion of the 2006 season, Ole Miss found itself holding a spot as one of the top teams in the nation and atop the Southeastern Conference. The Rebels were the only team in the SEC to post a winning record in conference play each of the previous four seasons. Ole Miss also posted more wins in the SEC than any other program over the same time frame.

Ole Miss extended that streak in 2007 as the Rebels posted a fifth-straight winning season in SEC action, remaining the league's winningest program in a five-year span. The Rebels also set a new standard with a third consecutive 40-win season as Ole Miss advanced to the Tempe Super Regional and posted a 40-25 mark on the year. The Rebels became one of only two schools to have hosted an NCAA Regional each of the previous four years and one of only four schools to have advanced to Super Regional play three-straight years.

Several players pulled in honors in 2007 as Ole Miss added a third SEC Freshman of the Year in Jordan Henry and seven Rebels took slots on All-SEC teams. Cozart was named an All-SEC First Team



selection, while Henry, Lance Lynn and Cody Satterwhite were named to the second team. Henry also joined Nathan Baker and Zach Miller on the SEC All-Freshman team. The trio also pulled in Freshman All-America honors, marking the first time the Rebels earned the honor for three players in the same season.

The honors continued to come in for the Rebels in 2008 as Ole Miss advanced to a sixth-straight NCAA Regional, playing in Coral Gables at No. 1 Miami. The Rebels advanced to the championship game before falling to the top-ranked Hurricanes. Scott Bittle brought home the program's third Ferriss Award as the state of Mississippi's top collegiate player and also earned First Team All-America honors.

Ole Miss continued to pull in the accolades in 2009 as the Rebels claimed the SEC Regular-Season Championship for the first time since 1977 with a 20-10 record in conference play. The 20 wins set the school record for wins in SEC play and helped Ole Miss secure a seventh straight berth in the NCAA Tournament, hosting for the fifth time in Bianco's nine years. The Rebels advanced to an NCAA Super Regional for the fourth time in five seasons, becoming one of only six schools to advance to at least four Super Regionals in that time.

In 2010, the Rebels made an appearance in the postseason with an eighth consecutive berth, competing in an NCAA Regional at the University of Virginia. With the appearance, Ole Miss became one of only 12 schools nationally to advance to eight straight NCAA Tournaments. Left-hander Drew Pomeranz claimed SEC Pitcher of the Year honors, becoming the first Rebel to claim the award since its inception, and also garnered All-SEC and All-America honors. Right-hander Brett Huber also claimed postseason accolades as he was also named an All-SEC selection and earned Freshman All-America honors. Pomeranz became the highest draft pick in school history when he was taken fifth overall by the Cleveland Indians and led a group of five Rebels drafted in 2010. The left-hander also became the fourth Rebel to claim the Ferriss Trophy, giving Ole Miss more winners of the award than any other program in the state.

In 2011, the Rebels continued to bring in postseason accolades as Alex Yarbrough was named an All-SEC selection. Ole Miss also continued the trend of sending Rebels to the pros with six players selected in the 2011 MLB Draft.

The 2012 season saw the Rebels advance to the NCAA Tournament for the 10th time in the Bianco era as Ole Miss advanced to the championship at the College Station Regional hosted by Texas A&M. The Rebels defeated the eighth-ranked Aggies on the way to the program's sixth regional championship game in an eight-year span, a feat accomplished by only 15 teams nationally at the time. Yarbrough was tabbed as an All-SEC and All-America selection at the conclusion of the season and was one of six Rebels drafted in the 2012 MLB Draft.

Ole Miss made the NCAA Tournament in 2013 with a berth in the Raleigh Regional hosted by N.C. State after a 38-win season and advancing to the third day of play at the SEC Tournament. Stuart Turner and Bobby Wahl became All-SEC and All-America honorees, while Turner was named the winner of the Johnny Bench Award as the top collegiate catcher in the nation. Ole Miss also continued the trend of sending players to the professional ranks with five players drafted, marking the 10th consecutive season with at least five players taken in the MLB Draft.

REBELS RETURN TO OMAHA

The 2014 season will go down as one of the best in Ole Miss history. The Rebels advanced to the College World Series for the fifth time in program history and the first time since the 1972 season.

Ole Miss claimed the SEC Western Division title for the third time under Bianco's leadership, posting a 19-11 record before hosting an NCAA Regional for the sixth time during the head coach's watch. The Rebels blew through the Regional with a win over Jacksonville State and a pair of wins over Washington on the way to a fifth NCAA Super Regional in 10 seasons.

In the NCAA Super Regional, the Rebels traveled to face top-ranked Louisiana-Lafayette and rallied after losing the first game to claim the NCAA Super Regional with wins in game two and three to secure the program's berth in the College World Series.



Bianco embraces Thomas Dillard after the Rebels' 9-1 win over LSU in the 2018 SEC Tournament Championship Game. The 2018 season brought a school-record 48 wins, and the best win percentage (.738) by a Rebel team in 48 years, in addition to the SEC Tournament and Western Division titles.



In Omaha, the Rebels faced No. 1 seed Virginia, falling to the Cavaliers 2-1 in the opening-round game before picking up win a dramatic walk-off win over Texas Tech and a 6-4 victory over TCU in elimination contests to set up another showdown against Virginia with a berth in the CWS Championship Series on the line. Ole Miss fell to the Cavaliers to end the season with a third-place finish, tying the best finish in the CWS by an Ole Miss team with the 1956 Rebels.

MAINTAINING EXCELLENCE

After advancing to the College World Series for the fifth time in program history during the 2014 season, Bianco had a young team with little experience take the field for the 2015 campaign. Gone from the team that made it to Omaha were 17 players, including eight that were selected in the 2014 MLB Draft. Three position players returned to the starting lineup along with a cast that was just getting its first taste of baseball at the highest collegiate level. To make things even more difficult, Ole Miss was faced with the nation's toughest schedule all season long. Despite the youthful team and the difficult schedule, the Rebels were relentless and determined to continue the program's excellence under Bianco. With five wins over teams ranked No. 1 in the country, including series wins over Florida and Vanderbilt, Ole Miss fought through the gauntlet to earn another postseason berth, the 13th during Bianco's tenure.

Leading the way throughout the season were All-SEC Second Team reliever Wyatt Short, Ferriss Trophy finalist Scott Weathersby, and senior slugger Sikes Orvis. Short recorded 10 saves in 2015, while Weathersby moved from the bullpen to a spot in the weekend rotation, willing to be called upon whenever his team needed him to lead the way. Orvis, a fan favorite and face of the program, finished his career as a Rebel by climbing into the Ole Miss top-10 career home runs list.

The experience that the Rebels gained in 2015 paid dividends in the 2016 season. Ole Miss got off to a hot start, winning 20 of its first 22 games, including a series win over No. 2 Louisville and a road win over eventual national champion Coastal Carolina. With 40 regular season wins, the Rebels tied a school record and eclipsed the victory mark for the sixth time under Bianco. Ole Miss finished with a 43-19 record and hosted an NCAA Regional for the seventh time in the last 13 years. J.B. Woodman became the 23rd All-American in program history, while also earning All-SEC honors alongside second



Pitchers Austin Miller (center) and Will Ethridge (right) give Coach Bianco the Gatorade bath after Ole Miss completed a three-game sweep in the 2019 NCAA Oxford Regional, the 10th regional crown in Rebel baseball history and the fifth of the Bianco era.

baseman Tate Blackman and catcher Henri Lartigue. A trio of Rebels collected Louisville Slugger Freshman All-America accolades in pitchers Brady Feigl, James McArthur and Andy Pagnozzi. Following the season, six Rebels were taken in the 2016 MLB Draft to mark the 12th-straight year at least four Ole Miss players were chosen.

Prior to the 2017 campaign, the Rebels brought in the nation's top-ranked recruiting class, the first No. 1 ranked recruiting class in the history of Ole Miss Athletics. The talented youth made an immediate impact on the diamond as three freshmen found themselves in the everyday lineup, while five more saw action on the mound. For only the second time in program history, as well as the second consecutive season, three Rebels earned Freshman All-America honors in pitchers Will Ethridge, Ryan Rolison and Houston Roth. The pitching staff was the strength of the 2017 squad, cracking the country's top 25 in six different categories; Ole Miss led the SEC and ranked third nationally in strikeout-to-walk ratio (3.21), while finishing ninth in the country with 1.22 walks and hits per inning (WHIP).

The 2018 campaign brought one of Bianco's best seasons to date. The Rebels won 48 games for the first time since heading to Omaha in 2014, were crowned SEC West Co-Champions, and went on to win the SEC Tournament Championship. Ole Miss opened the season with the best start to a year in program history, coming in at 17-1, as well as 20-2 at just before the halfway point. The Rebels entered postseason play tied for their highest ranking in

program history at No. 2, according to NCBWA. They were a consensus top-five team by the end of the year, and spent most of the season as one of the nation's best teams. One of the best years to date offensively made Ole Miss one of the most feared teams by opposing pitchers, and rightfully so. The Rebels ranked in the top-15 nationally in hits, doubles, runs scored, slugging percentage, home runs, and batting average. Every Rebel who started a game in 2018 recorded a home run, but no one contributed more to the offense than the hot bat of Ryan Olenek, who had a record year that saw the junior hit .350 with 83 hits in 61 games, including the third-longest hitting streak in program history at 23 games. After running through the SEC Tournament, capped by a 9-1 win over LSU in the conference title game, the Rebels hosted an NCAA Regional for the first time since 2016 after missing a year in 2017. After opening with a decisive victory over Saint Louis, the Rebels exited the tournament after two heartbreaking losses in one day to the nation's top hitting team, Tennessee Tech.

The success continued in 2019 as Ole Miss notched yet another 40-win season, finishing 41-27 after a tremendous SEC Tournament run, an NCAA Oxford Regional Championship and a berth in the Fayetteville Super Regional. The Rebels held a spot in the top 25 all season thanks to a powerful offense that finished in the top 25 nationally in hits, walks, runs scored and home runs. The 2019 squad set program records for walks drawn (351), fielding percentage (.978) and stolen bases (93) en route to a strong year. Ole Miss made a spec-



tacular run and nearly won it second straight SEC Tournament, falling one out short in a walk-off defeat to eventual NCAA Champion Vanderbilt. That run was enough for the Rebels to earn the No. 12 overall seed in the NCAA Tournament. Ole Miss hosted its ninth NCAA Regional under Bianco and swept at Swayze Field, winning three straight against Jacksonville State, Clemson and Jacksonville State once more to capture its 10th regional title and sixth Super Regional bid. The win sent the Rebels to Fayetteville for a Super Regional date with No. 5 seed Arkansas. The Rebels delivered an emphatic 13-5 victory in Game 2 at Baum-Walker Stadium but ultimately fell short of a trip to Omaha, dropping the finale to cap Bianco's 19th season.

TOP RECRUITER

Not only have fans and the media covering college baseball noticed Ole Miss' resurgence under Bianco, some of the top talent in the country is also taking a close look at the Rebels.

Fourteen of Bianco's 19 recruiting classes at Ole Miss have garnered top-20 national rankings, including nine that have placed in the top-10. His first recruiting class was rated as one of the nation's 10 best by both Collegiate Baseball and Baseball America, including a No. 6 ranking by Collegiate Baseball.

The 2003 recruiting class was ranked No. 10 by Collegiate Baseball, while the 2011 class was ranked third nationally by Collegiate Baseball and fifth by Baseball America. It marked the first top-5 recruiting class for Bianco at Ole Miss. In the fall of 2016, Rebel Baseball earned the No. 1 ranking in national recruiting rankings by both Baseball America and D1Baseball.com. The top ranking was the first No. 1 recruiting class in the history of not only the baseball program but all of Ole Miss athletics.

FOUNDATION OF SUCCESS

Bianco's winning ways can be traced back to his playing days. After spending two seasons at Indian River (Fla.) Community College, he played two seasons for Skip Bertman at perennial national-power LSU in 1988 and 1989. He was the starting catcher and team captain for the Tigers' 1989 team that finished third at the College World Series in Omaha, Nebraska. He homered in LSU's 6-3 win over Miami (Fla.) in the 1989 CWS to help advance the Tigers to the semifinals.

While working behind the plate for LSU, Bianco caught major league pitchers Ben McDonald, Russ Springer, Curtis Leskanic, John O'Donoghue, Chad Ogea and Paul Byrd.

His time behind the plate as a player would later benefit him as he served as LSU's pitching coach during three World Series championship teams in the 1990s. Bianco also worked with the pitchers during his three years as head coach at McNeese State, and continues to serve in that same capacity with the Rebels.

OMAHA EXPERIENCE

Following his playing career, he joined Jim Wells' (former head coach at Alabama) coaching staff at Northwestern State, where he served two seasons from 1991-1992 as a graduate assistant. He helped coach Northwestern State to a 1991 Southland Conference (SLC) championship and an appearance in the 1991 NCAA South I Regional.

He then returned to Baton Rouge where he joined Bertman's staff at LSU. In five seasons at LSU (1993-1997), the Tigers advanced to the College World Series four times and claimed three national championships. LSU also won three Southeastern Conference crowns and two SEC Tournament titles in that five-year span.

After the Tigers' 1997 College World Series title run, Bianco was named the head coach at McNeese State in July of that year.

BIANCO EARNS HEAD COACHING EXPERIENCE

After seven seasons as an assistant at Northwestern (La.) State and LSU, Bianco received his first head coaching opportunity, taking over the reins of McNeese State.

He quickly displayed his abilities to develop a competitive program. In his first season with the Cowboys in 1998, he engineered an 11-game

improvement from 1997, posting a 30-26 record - the first of three 30-win seasons. The 1998 season also saw the Cowboys rise to third in the conference standings and qualify for the SLC Tournament.

Following a 31-25 campaign in 1999, Bianco's 2000 team produced one of the most successful seasons in McNeese State history. The Cowboys finished 39-20, including winning a school-record 20 SLC games en route to claiming their first conference title since 1988, and making their third-ever appearance in the NCAA Regionals. In recognition, Bianco was named the SLC's Coach of the Year.

Bianco's 2000 McNeese State team raked in the individual postseason awards. Four Cowboys were named to the SLC's first team, including the conference's Hitter and Newcomer of the Year in Chris Williamson, and the SLC's Pitcher of the Year in Chris Howay.

Power hitting was the Cowboys' trademark under Bianco, as they hit 212 home runs in his three seasons, including a school-record 81 in 1999. His 2000 team batted .305 and set a new school standard for hits in a season with 600.

PERSONAL BACKGROUND

Bianco, 52, was born May 3, 1967, and is a native of Seminole, Florida. He is married to the former Camille Marquette, and the couple has five children: sons, Michael, Benjamin, Andrew and Samuel, and one daughter, Catherine.

Bianco was inducted into the Indian River Community College Hall of Fame in 2003. He was also named to the All-Alex Box Omaha Era Team by LSU in 2008. In 2010, Bianco was inducted into the Seminole High School Hall of Fame.



The Bianco Family | Bottom row (L to R): Drew, Ron, Catherine; Top row (L to R): Camie, Sam, Michael, Ben, Mike



15 CARL LAFFERTY



QUICK HITS

POSITION	ASSISTANT COACH
YEAR AT OLE MISS	14TH
ALMA MATER	OLE MISS, 2004
HOMETOWN	PINE BLUFF ARK.
BIRTHDAY	APRIL 18, 1979

Carl Lafferty has spent 13 seasons as a full-time assistant coach at Ole Miss, including 10 as the team's recruiting coordinator, making him the longest-tenured assistant coach in the Southeastern Conference.

Since the 2010 season, Lafferty has served as the Rebels' recruiting coordinator, bringing in nationally ranked recruiting classes year after year. Nine of his recruiting classes have been ranked in the top 25, including six in the top 10 and four in the top five nationwide. Lafferty's 2016 class was ranked No. 1 in national recruiting rankings conducted by Baseball America and D1Baseball.com. The top ranking became the first No. 1-ranked recruiting class in the history of Ole Miss Athletics.

Lafferty's first class was ranked No. 8 by Baseball America, a group that led the Rebels to Omaha in 2014 for the first time since 1972. In 2011, Lafferty

helped haul in the first top-5 recruiting class of the Bianco era; the class was ranked third nationally by Collegiate Baseball and fifth by Baseball America. Ole Miss followed with another top-5 recruiting class in 2012, and the 2013 class ranked eighth to give the Rebels four straight top-10 classes.

Lafferty's success in putting together some of the nation's best classes has not gone unnoticed by his peers. In a 2016 survey conducted by D1Baseball.com, Division I baseball coaches named Lafferty as the fourth-best recruiting coordinator in the country.

More recently, his 17th-ranked recruiting class in 2017 helped produce a number of freshman who immediately contributed to one of the best years in program history in 2018. Freshmen Jordan Fowler and Tyler Keenan both made impacts and fulfilled major roles that went noticed around the country as both earned Freshman All-American status. Both Keenan and junior-college transfer Jacob Adams of the 2017 recruiting class stepped right up for starting roles in their inaugural seasons as Rebels and helped produce a record 48 wins. Fowler, who made nine starts in his first year, was the owner of Ole Miss's lowest ERA and highest number of wins as a starter, coming in at 7-0 with a 3.20 ERA to help him catch an All-American nod.

The 2018 class, also ranked in the top 25 nationally, produced another pair of freshman All-Americans in Doug Nikhazy and Kevin Graham. Graham was named a Freshman All-American by Collegiate Baseball after clubbing 10 home runs and slugging .507. Nikhazy was named to the SEC All-Freshman Team and a Freshman All-American by Perfect Game and Collegiate Baseball following an outstanding season on the mound. Nikhazy struck out 86, an Ole Miss freshman record, going 9-3 with a 3.31 ERA and grabbed two SEC Freshman of the Week nods along the way. Nikhazy's excellent freshman campaign earned him a spot on the USA Baseball Collegiate National Team for the summer.

In his time as a Rebel coach, Lafferty has developed 33 pitchers who have gone on to the professional ranks. In 2018, his impressive weekend rotation all departed in the 2018 MLB Draft, as Ryan Rolison, Brady Feigl, and James McArthur all heard the names called after a trio of tremendous years on the mound. Rolison was the first name off the board

after the southpaw was selected in the first round of the draft by the Colorado Rockies after a 10-4 season as the Rebel ace and Friday night starter. Feigl was next, heading in the fifth round to the Oakland Athletics, before McArthur continued the trend of Friday-Saturday-Sunday by being selected in the 12th round by the Philadelphia Phillies. Closer Parker Caracci was also selected in the 2018 Draft after a remarkable breakout season, but elected to return to Oxford for his junior season.

Caracci was drafted 16 rounds higher in 2019, again by the Toronto Blue Jays, one of four Rebel pitchers to be drafted. Ole Miss' Friday night starter, Will Ethridge, led the way, going in the fifth round to the Colorado Rockies. Caracci went in the 21st round, and Zack Phillips (Round 27 - Kansas City Royals) and Houston Roth (Round 29 - Baltimore Orioles) rounded out the group of four Rebel arms headed to the professional ranks.

Not only did Lafferty's efforts translate to the MLB Draft, but the Rebels continued on an excellent 2017 pitching staff with an equally strong class in 2018. Rolison and Feigl spearheaded an intense 1-2 punch on Friday and Saturday, combining to go 18-9 on the year, but the year's best story was the closer, Caracci, and his ability to stifle opposing batters at the end of games in his first year on the mound. The Rebel closer went 5-2 with 10 saves in 29 appearances last year, striking out an absurd 73 opposing batters in just 48.0 innings of work. Caracci was virtually unhittable as he ran up the gun in the mid to high-90s, and opponents managed just a .221 batting average against him.

Starting lefty David Parkinson was one of the more recent Ole Miss pitchers playing professionally after learning from Lafferty. After coming to Oxford as a junior college transfer, Parkinson worked with Lafferty to earn a spot in the weekend rotation mid-way through the 2016 season. One season later, he was the only Rebel to start in the rotation all 14 weekends of the season. The two strong seasons at Ole Miss allowed Parkinson's stock to rise as he was taken in the 12th round of the 2017 MLB Draft by the Philadelphia Phillies, the first Rebel off the board.

Wyatt Short and Chad Smith were 2016 MLB Draft selections coached by Lafferty. Short, an All-SEC closer in 2015, was chosen by the Chicago Cubs



THE LAFFERTY FILE

COACHING CAREER

2006	Ole Miss	Director of Operations
2007	Ole Miss	Volunteer Assistant Coach
2008-09	Ole Miss	Assistant Coach
2010-Pres.	Ole Miss	Assistant Coach/Recruiting Coordinator

COLLEGE PLAYING CAREER

1998-01	Ole Miss	Four-Year Letterman
---------	----------	---------------------

PROFESSIONAL PLAYING CAREER

2001	Florida Marlins	20th-Round Draft Pick
2002-03	St. Louis Cardinals	Single-A/High-A

PLAYING HONORS

2001	Ole Miss	All-SEC Second Team/Team Captain
------	----------	----------------------------------

EDUCATION

2004	Ole Miss	B.S. in Criminal Justice
------	----------	--------------------------

FAMILY

Married to the former Lauren Nelson; Three children: Will and twins Henry and Drew

and made 15 appearances without allowing an earned run to begin his professional career. Under the tutelage of Lafferty, Scott Weathersby worked his way up to a 10th round selection in the 2015 MLB Draft. Brady Bramlett (22nd round — Oakland) and Christian Trent (24th round — Milwaukee) were also drafted, with Bramlett deciding to return to the Rebels as the team's ace for the 2016 season.

In 2014, Lafferty helped guide Ole Miss to the College World Series for the first time since 1972. Following the memorable run to Omaha, nine Rebels were drafted including five pitchers who learned from Lafferty: Chris Ellis (3rd round — Los Angeles Angels), Josh Laxer (9th round — Detroit), Hawtin Buchanan (20th round — Seattle), Aaron Greenwood (28th round — Houston) and Christian Trent (29th round — Los Angeles Dodgers).

The assistant coach continued to add to the list of professional pitchers following the 2013 campaign when four of the five drafted players were pitchers, including third-round pick Mike Mayers, fifth-round pick Bobby Wahl as well as seniors Tanner Bailey and Brett Huber. Mayers made his MLB debut three years later, earning the start for the Cardinals on ESPN's Sunday Night Baseball.

The number of pitchers to go on to the professional ranks after playing under Lafferty grew following the 2012 season when Dylan Chavez (14th round — Boston) and R.J. Hively (19th round — Arizona) were both selected in the MLB Draft.

He added to his list of players to go on and play professional ball in 2011 with the selection of four pitchers and a catcher in the MLB Draft. David Go-

forth (7th round — Milwaukee), Austin Wright (8th round — Philadelphia), Miles Hamblin (12th round — Houston), Matt Crouse (24th round — Detroit) and Matt Tracy (24th round — New York Yankees) were all drafted and signed to play professionally.

Lafferty developed top pitching talent for the Rebels in 2010, guiding a pair of arms to All-America status. Junior southpaw Drew Pomeranz was named an All-America selection while right-hander Brett Huber was named a Freshman All-America selection. Both pitchers also garnered All-SEC honors. Pomeranz also went on to be named the SEC Pitcher of the Year, the first in the history of the award for Ole Miss. A finalist for the National Pitcher of the Year and the Golden Spikes Award, Pomeranz was taken by the Cleveland Indians with the fifth overall pick in the 2010 MLB Draft, becoming the highest drafted player in school history. He was one of four pitchers under Lafferty's tutelage to be drafted in 2010.

The trend continued in 2009 as the Rebels saw 11 players drafted, eight of whom worked under the direction of Lafferty. Six pitchers and two catchers were drafted in the 2009 season, including pitchers Scott Bittle (4th round - St. Louis), Nathan Baker (5th round - Pittsburgh), Brett Bukvich (18th round - Florida), Phillip Irwin (21st round - Pittsburgh), Aaron Barrett (27th round - Texas), Chris Corrigan (30th round - St. Louis), and catchers Brett Basham (50th round - San Diego) and Kyle Henson (39th round - San Francisco). The former catcher was also responsible for helping the Rebels claim the 2009 Southeastern Conference Championship.

In his first season as a full-time assistant, Lafferty tutored several players who went on to be drafted in the 2008 MLB Draft, including three pitchers taken in the first 75 picks - Lance Lynn (39), Cody Satterwhite (67) and Scott Bittle (75). Bittle earned first team All-America honors. Lafferty also worked with catcher Brett Basham, who earned SEC All-Defensive team honors and was drafted by the Chicago White Sox in the 16th round. Basham led the SEC in runners caught stealing and led all catchers in runners picked off. Lynn went on to help the St. Louis Cardinals claim the 2011 World Series in his rookie season in the Major Leagues.

Upon moving to a full-time position in 2008, Lafferty continued to work with the catchers, but also assumed duties assisting head coach Mike Bianco with the pitching staff before assuming duties as recruiting coordinator prior to the 2010 season.

In his first year back working on the field as a volunteer assistant in 2007, Lafferty worked with the outfielders and catchers, and assisted with the hitters.

Lafferty also served as the first base coach. In his time working with the outfielders, Lafferty helped develop Jordan Henry, the 2007 SEC Freshman of the Year selection and a Freshman All-America selection. He also worked with his brother, Justin, a ninth-round draft pick of the Detroit Tigers in the 2007 Major League Baseball Draft.

Lafferty returned to Ole Miss in 2004 to complete his degree after having spent several years playing professional baseball with the St. Louis Cardinals organization. Lafferty earned his Bachelor of Science in Criminal Justice with a minor in Sociology from the University of Mississippi in 2004.

He was drafted by the Florida Marlins in the 20th round of the 2001 MLB Draft. After a short stint with the Marlins, Lafferty signed a professional contract with the St. Louis Cardinals. The catcher played two seasons (2002-03) with the Peoria Chiefs, a single-A affiliate of the Cardinals, and also played with the high-A affiliate, the Palm Beach Cardinals.

A native of Pine Bluff, Arkansas, he played for the Rebels from 1998-2001, finishing his career in the first year of the Bianco era. A four-time letterwinner, Lafferty hit .307 for his career with 104 RBI. He also notched 42 extra-base hits, including 16 home runs.

As a senior, Lafferty was named to the All-SEC second team, becoming the school's 92nd All-SEC honoree in program history. Lafferty also served as team captain that season.

Lafferty is married to the former Lauren Nelson of Baldwin, Mississippi. The couple has three children, William Carl Lafferty IV, and twins, Henry and Drew.



30 MIKE CLEMENT



QUICK HITS

POSITION	ASSISTANT COACH
YEAR AT OLE MISS	6TH
ALMA MATER	MORNINGSIDE, 2002
HOMETOWN	MARSHALLTOWN, IOWA
BIRTHDAY	AUGUST 25, 1979

Mike Clement is in his sixth season at Ole Miss, serving as the team's hitting coach and third base coach. Clement joined the Rebels' coaching staff prior to the 2015 season after spending two years at Kansas State University.

Under Clement, the Rebel offense has been established as one of the nation's best. In 2019, Ole Miss finished in the top 25 nationally in hits, walks, runs scored and home runs. The 2019 squad set program records for walks drawn (351), fielding percentage (.978) and stolen bases (93). Four players hit .310 or better on the year, and four players hit double-digit home runs: freshman Kevin Graham (10), Cole Zabowski (12), Thomas Dillard (14) and Tyler Keenan (15). Grae Kessinger had a spectacular year, earning First Team All-American and Brooks Wallace Award honors while hitting a team-best .330 with 18 doubles, seven home runs, 50 RBI and 67 runs scored, the fourth-most in program history. Cooper Johnson was tremendous

behind the plate as well, drawing Second Team All-SEC and SEC All-Defensive Team nods.

The 2018 season was undoubtedly Clement's best year to date at Ole Miss. The Rebels, under the guidance of their hitting coach, shattered a slew of school records, topped the conference in a number of batting categories and used an expansive offensive arsenal to give the SEC its only .300 team average at the plate in 2018. Eight of the starting nine players on this past year's team had batting averages over .300 by the end of the year, good for an even .300 average for the season. A relentless lineup carried the Rebels to a record 48 wins, and opposing pitchers found no weak spot in any spot throughout the Ole Miss batting order. The Rebels ranked in the SEC's top five in almost every major offensive category, including hits, batting average, runs scored, on base percentage and doubles.

One of the SEC's leading bats emerged in Ryan Olenek during the 2018 campaign, and under Clement's tutelage, the junior outfielder's production surged. Olenek at one point held the SEC's longest active hitting streak at 23 games, and topped a number of offensive categories for the Rebels. His .350 batting average led the pack by a good deal, and his 83 hits were the highest on the team. The right fielder also led the Rebels in doubles and had eight fewer strikeouts than any of his teammates.

Comparing the offensive numbers from 2017 to 2018 shows truly how remarkable the Rebel batting order turnaround was over the year. Clement helped raise the batting average .050 points, the slugging percentage .095 points, on-base percentage .053 points, and added 132 runs, 114 hits, 24 doubles, 24 home runs, 128 RBI and 210 total bases just over the course of one season, from the 2017 campaign to last year.


In Clement's third season, the 2017 Rebels finished in the top quarter of the SEC in doubles and home runs during conference play. Hitting 53 doubles and 26 homers throughout 30 conference games, Ole Miss ranked fourth in both categories. One of the Rebels' most consistent hitters was second baseman Tate Blackman, who continued the momentum from his sophomore campaign to hit over .300 again in 2017. In his final season as a Rebel, Blackman cracked the top 15 in the SEC in slugging percentage (.525) and on base percentage (.420). During the summer, he was taken in the 13th round of the 2017 MLB Draft by the Chicago White Sox.

For the third consecutive season, Clement helped an Ole Miss catcher improve dramatically at the plate. After Henri Lartigue led all SEC catchers in batting average in 2016, Nick Fortes used his bat to squeeze into the everyday lineup in 2017. With Clement advising Fortes and his approach, the sophomore hit .319 to lead the Rebels at the dish. A year later, with Fortes again behind the plate, the Rebel catcher was one of the team's leading bats, consistently hitting third with a .319 average for the second consecutive year. He was also one of the biggest home run threats in 2018, recording 11 home runs which was second only to Thomas Dillard's 13.

During the 2016 campaign, Clement's guidance led to breakout seasons from a trio of Rebels. J.B. Woodman turned in an All-American season, hitting .323 with 54 RBI and 14 homers to become the first Rebel to lead the Southeastern Conference in home runs since 1977. After spending the 2015 campaign as a backup catcher, Lartigue saw his draft stock rise due to his production at the plate; the switch-hitting catcher posted a team-high .353 batting average for the Red and Blue, a mark that was best among all SEC catchers and ranked ninth among conference hitters that led to first team All-SEC accolades. Woodman and Lartigue's offensive success led to them getting drafted in the second and seventh round, respectively, in the 2016 MLB Draft.

Following a disappointing freshman season, Blackman bounced back in 2016 with the help of Clement. Hitting at a .322 clip and leading the conference in sacrifice flies, Blackman earned second team All-SEC honors. The steady offense at the dish helped the Rebels go 43-19 in 2016, earning a NCAA Tournament bid as a host site for regional play. Ole Miss became just one of 11 teams to host a NCAA Regional for the seventh time in the last 13 years.

During his first year as the Rebels' hitting coach, Clement helped lead the Rebels to the postseason after facing the nation's toughest schedule during the regular season. Ole Miss broke out the bats in big games to go 7-6 against top-10 teams, including 5-4 versus teams ranked No. 1 in the country. Clement worked with youthful Ole Miss bats while also continuing to develop the production of Rebels with experience in the lineup. With the assistance of Clement's instruction, junior college transfer Connor Cloyd earned his way into a starting role, hitting .369 over 38 games played in 2015. Freshman



THE CLEMENT FILE

COACHING CAREER

2005	Kirkwood CC	Assistant Coach
2006-09	UTSA	Assistant Coach
2009-11	Texas A&M	Volunteer Assistant Coach
2012-14	Kansas State	Asst. Coach/Recruiting Coord.
2015-Pres.	Ole Miss	Assistant Coach

COLLEGE PLAYING CAREER

1990-00	Kirkwood CC	Two Seasons
2001-02	Morningside	Two Seasons

PROFESSIONAL PLAYING CAREER

2004	Canton Coyotes	Frontier League
------	----------------	-----------------

EDUCATION

2002	Morningside	B.S. in Physical Ed./Secondary Ed.
------	-------------	------------------------------------

FAMILY

Married to the former Amanda Rosenberg

Will Golsan and sophomore Colby Bortles, two new starters in the Ole Miss infield, found success at the plate throughout the season as well. Golsan hit at a .290 clip in his first collegiate season, and Bortles proved he could produce in the middle of the order with a .281 average and 47 RBI.

Transitioning into his sophomore season, shortstop Errol Robinson maintained his production under Clement with a team-high 62 hits and a .297 average. In his first season at Ole Miss, Clement also saw Ole Miss senior slugger Sikes Orvis etch his name in the program record book. Orvis belted 16 home runs in his final season as a Rebel, the seventh-most in Ole Miss history, and added 17 doubles to help knock in a team-best 53 runs.

In two years as hitting coach at K-State, Clement made an immediate impact on the Wildcat offense, raising it to not only among the Big 12 Conference's best, but also near the top of the national leaderboard.

Named the K-State hitting coach in July of 2012, Clement led the Wildcat offense to the nation's second-best batting average in 2013 while the team went on to capture the Big 12 title, host and win its first NCAA Regional, and come within one victory of the program making its first trip to the College World Series. In addition to a high national ranking in batting average, the Wildcats were also ranked in the top 10 nationally in six other categories, finishing fifth in hits (705), triples (28) and sacrifice flies (40), eighth in triples per game (0.44) and on-base percentage (.406), and 10th in hit-by-pitch (96). The Wildcats paced the Big 12 in each of those categories in addition to RBI (368) and steals (99).

In 2014, the Wildcats were second among Big 12 teams in OBP (.385), third in runs per game

(5.8), and fourth in team batting average (.283). Nationally, K-State was 25th in OBP and tied for 18th in stolen bases.

Clement, a veteran coach with 11 years of experience at the Division I level and strong recruiting ties in the state of Texas, tutored a pair of All-Americans, seven All-Big 12 performers, and four MLB draft picks who went on to play professionally. Ross Kivett, the Big 12's Player of the Year in 2013, was one of seven hitters in Clement's first year that earned All-Big 12 honors, a group that included six first team selections. Kivett joined fellow All-Big 12 First Team selection Jared King as the two Wildcats who also garnered All-American accolades in 2013. King went on to be selected in the fifth round of the MLB Draft by the New York Mets, which was the first time he had been drafted.

Kivett was also drafted in 2013, in the 10th round by the Cleveland Indians, but he elected to return for his senior season. The outfielder and second baseman received All-Big 12 honors once again while he was one of three hitters under Clement's direction taken in the 2014 MLB Draft. Kivett was selected in the sixth round by the Detroit Tigers - the fourth hitter drafted in the sixth round or higher who had worked with Clement since 2006 - and Mitch Meyer and Austin Fisher were taken in the seventh and 13th round, respectively. In 10 years at the Division I level, Clement has had 26 players get selected in the MLB Draft.

Prior to coming to K-State, Clement was on the staff at Texas A&M for three years after spending the previous four seasons at UTSA, including the final three as the team's hitting coach. In addition to helping the Wildcats reach the Super Regional round in 2013, Clement has been a member of three other postseason teams, including a trip to the 2011 College World Series.

Texas A&M advanced to postseason play each year Clement was a part of the coaching staff. He helped guide the Aggies to both the Big 12 conference regular-season and postseason championship titles in 2011 on their way to a College World Series appearance. In 2010, Texas A&M won the Big 12 Championship and advanced to the championship game of the NCAA Coral Gables Regional, while the Aggies hosted a NCAA Regional in 2012.

Clement helped direct an Aggie offense in 2012 that led the Big 12 and ranked fourth nationally with 129 steals. Also, Clement coached the Texas A&M infielders that saw its 2011 squad decrease its errors by 23 from the previous year and finish in the top 25 nationally with a .975 fielding percentage.

During his time at UTSA from 2006-09, Clement helped the Roadrunners accumulate a 144-81 overall record - including an impressive 84-40 mark

in Southland Conference play - win two Southland Conference regular season titles, tutor 16 hitters that earned All-Southland Conference honors and set 30 offensive school records. Additionally, UTSA saw its team batting average jump 32 points from .285 the year before he took over the offense to .317 during his final season, a mark that still stands as the school record.

In his final year as the hitting coach in San Antonio, Clement steered an offense that rewrote the record books as he helped the Roadrunners win a school-record 39 games. Along the way, UTSA set new highs in five offensive categories, including home runs, hits and batting average. UTSA finished in the top 25 nationally in triples (11th; 25), slugging percentage (20th; .532) and home runs (21st; 89), while the 2009 squad also stole 79 bases to rank third in school history, the most since a school-record 92 in 1999.

Clement tutored just the second All-American in UTSA history in Michael Rockett. The outfielder, who was a four-time All-Southland Conference performer, was drafted in the 13th round of the 2009 MLB Draft by Detroit.

Prior to his stint at UTSA, Clement served as an assistant for one year at Kirkwood Junior College in Cedar Rapids, Iowa. He began his coaching career as a graduate assistant at Morningside College in Sioux City, Iowa, and then spent one year at Loyola High School in Los Angeles. He was also an assistant coach for the Orleans Cardinals in the prestigious Cape Cod Baseball League in the summers of 2005 and 2006, winning a Cape Cod Championship in 2005.

A former college catcher, Clement played two seasons at Kirkwood, helping the Eagles compile a 91-25 record. He finished his college career at Morningside, where he earned his bachelor's degree in physical education/secondary education in 2002. Following college, the Marshalltown, Iowa, native played professionally one season for the Canton Coyotes of the Frontier League.

Clement comes from a baseball background as his father, Brad, was a legendary head coach at Marshalltown (Iowa) High School, helping the Bobcats win three state championships before being inducted into the Iowa High School Hall of Fame. Clement's younger brother, Jeff, was drafted in the first round of the 2005 Major League Baseball Draft by the Seattle Mariners. The eight-year veteran spent time in the majors with Seattle and Pittsburgh before retiring prior to the start of the 2014 season.

Clement is married to the former Amanda Rosenberg of Kingwood, Texas. They have one son, Cooper.



23 MARC MACMILLAN



QUICK HITS

POSITION	VOLUNTEER ASST. COACH
YEAR AT OLE MISS	7TH
ALMA MATER	OLE MISS, 1996
HOMETOWN	MEMPHIS, TENN.
BIRTHDAY	MAY 7, 1973

Marc MacMillan, a four-year letterman for the Ole Miss baseball team during the 1990s, has spent four seasons as a volunteer assistant coach at Ole Miss, as well as two as the director of operations.

Along with serving as the team's first base coach, MacMillan works with the outfielders, assists in coaching the hitters and oversaw base running starting in 2018—a season that saw the Rebels finish fourth in the SEC in stolen bases, increasing their total from 38 in 2017 to 66 in 2018. The Rebels upped the ante in 2019, tying a program record with 93 stolen bases, a mark set during the 2014 run to the College World Series.

In four seasons, Ole Miss outfielders have recorded 51 assists under MacMillan's watch. During the 2017 campaign, he converted Thomas Dillard and Will Golsan into starting outfielders. Dillard came to campus as a highly-touted freshman catcher, and

Golsan spent his first two seasons as a starter on the right side of the Ole Miss infield. MacMillan also helped Ryan Olenek make a comfortable move from the corner outfield positions to center field, where he showcased more of his athleticism and speed. Olenek and Golsan led the Rebels with five outfield assists apiece.

Golsan was superb as the starting center fielder for Ole Miss in 2018. He made numerous spectacular plays while anchoring the Rebel outfield, making just two errors all season. Golsan also hit .304 and was named to the SEC and NCAA Oxford Regional All-Tournament teams. The Senior CLASS Award Candidate wrapped up a tremendous career as a Rebel and was selected in the 26th round by the Colorado Rockies in the 2018 MLB Draft.

Olenek turned in an incredible 2018 campaign as well. As the team's starting right fielder, Olenek hit a team-best .350 en route to first-team All-SEC honors. He finished the season as the toughest player to strike out in the conference, much thanks to a 23-game hitting streak—the second-longest in the SEC during the 2018 season and tied for the third-longest in program history. Under MacMillan's tutelage, Olenek was also named a C Spire Ferriss Trophy Finalist and was drafted in the 17th round by the San Francisco Giants but elected to return for his senior season.

In 2019, MacMillan helped to convert another infielder, Anthony Servideo, into an outstanding defensive outfielder. The athletic middle infielder transitioned quickly under MacMillan's guidance, starting a total of 40 games in the outfield as a sophomore, making numerous spectacular plays along the way, including a team-high four outfield assists. At season's end, Thomas Dillard was selected out of the Rebel outfield in the fifth round of the 2019 MLB Draft, becoming the fifth outfielder drafted under MacMillan's watch. Injuries also forced one of MacMillan's young prospects to be thrust into action early. Freshman Josh Hall impressed as he earned nine starts in the outfield and was 10-of-11 stealing bases along the way.

MacMillan's coaching made an immediate impact in his first season directing the outfielders. Ole Miss outfielders tallied 17 assists during the 2016 season, just one off the school record of 18 set in 2014. Of the 17 assists, 10 were outs at home to

THE MACMILLAN FILE

COACHING CAREER

1998-08	Memphis Univ. School	Head Coach
2009	Crichton College	Head Coach
2010	Arkansas-Monticello	Pitching Coach
2011-13	Arkansas Pine Bluff	Associate Head Coach
2014-15	Ole Miss	Director of Operations
2016-Pres.	Ole Miss	Volunteer Assistant Coach

COLLEGE PLAYING CAREER

1993-96	Ole Miss	Four-Year Letterman
---------	----------	---------------------

EDUCATION

1996	Ole Miss	B.S. in Business Administration
1998	Canisius	M.S. in Sport Administration

FAMILY

Married to the former Andrea Adams; One child: Tanner

prevent runs from scoring. Center fielder J.B. Woodman, a second team All-American, led the way with nine assists. Under MacMillan's guidance, Woodman earned a spot on the SEC All-Defense team before being selected in the second round of the Major League Baseball Draft by the Toronto Blue Jays.

Prior to being promoted to a coaching role, MacMillan spent two seasons as the Rebels' director of operations. In that role, he was responsible for the daily operations of the program including planning team travel/meals, working with the program's budget, dealing with equipment orders and acting as one of the program's liaisons to other members of the athletic department. MacMillan also directed the Diamond Girls, a group of female Ole Miss students who serve as the ambassadors for Ole Miss Baseball and assist in gameday operations, the Ernie LaBarge Bullpen Club and community service events throughout Lafayette County.

Before returning to Ole Miss, MacMillan was the associate head coach at the University of Arkansas - Pine Bluff. He spent three years at UAPB, working with the pitchers, infielders and base runners, while also coordinating the program's recruiting efforts plus strength and conditioning programs.

In 2013, MacMillan coached a pitching staff that led the conference in ERA, helping lead UAPB to the program's first SWAC Tournament appearance since the 2009 season. His recruiting classes stretched from coast-to-coast and aided UAPB's back-to-back Western Division titles in 2014 and 2015. MacMillan's recruits included Jordan Sechler, a 19th round



draft pick of the 2013 MLB Draft by the Atlanta Braves; Isias Alcantar, 2013 SWAC Player of the Year, first and second team All-SWAC selection, and 2014 34th round draft pick of the Tampa Bay Rays; Andre Davis, first team All-SWAC selection and 2015 7th round draft pick of the Kansas City Royals; and Kevin Walsh, first team All-SWAC and 2015 MLB 21st round draft pick of the Philadelphia Phillies.

Prior to his time at UAPB, MacMillan served as the recruiting coordinator and pitching coach at the University of Arkansas - Monticello for the 2010 season. Before his coaching stint at UAM, MacMillan served as the head coach at Crichton College. He also served as an associate scout for the Seattle Mariners and as head coach at Memphis University School.

MacMillan played for the Rebels from 1993-96 where he was a utility player under head coach and All-American Donnie Kessinger. He was a part of the 1995 NCAA Regional team that won 40 games and fell to Florida State in the Regional Championship game with a berth in the College World Series on the line.

He earned a degree in Business Administration from Ole Miss before going on to earn a Master's of Science in Sport Administration from Canisius College in Buffalo, New York.

MacMillan is married to the former Andrea Adams of Memphis, Tenn. They have one son, Tanner Loyd MacMillan.





ZACH BOONE



QUICK HITS

POSITION	STRENGTH & CONDITIONING COACH
YEAR AT OLE MISS	3RD
ALMA MATER	WEST VIRGINIA, 2011
HOMETOWN	FAIRMONT, WV

Zach Boone, formerly at Illinois, Florida and West Virginia, joined the Ole Miss strength and conditioning staff in August 2017 and works primarily with the Rebel baseball and cheer programs.

In Boone's first season at Ole Miss, the Rebels went from the bottom to the top in the SEC hitting charts. Ole Miss improved its batting average by .047 points and ended the season with a league-best .300 team average. Ole Miss also clubbed 24 more home runs and scored 132 more runs from the 2017 to the 2018 regular season.

The first year with Boone leading the strength and conditioning program ended with 48 wins, SEC Western Division and SEC Tournament titles, as well as an NCAA Regional berth and No. 4 overall seed in the tournament.

Boone, a native of Fairmont, West Virginia, joins the program after a three-year stint at Illinois, where he was a part of the Big 10 Championship team that went 50-10 en route to hosting an NCAA Super Regional. He also worked alongside two MLB Draft First Round selections and had 11 overall picks in

his three seasons with the Illini. His time in Champaign also included working with the softball program, where he helped lead the team to back-to-back NCAA Tournament appearances in 2016 and 2017.

Prior to Illinois, Boone was a member of the staff at Florida, where he assisted with the 2014 SEC Champion baseball team. His time in Gainesville also included two more championship runs with softball, as the Gators claimed the 2013 SEC Championship in 2013, and hoisted the national championship trophy in 2014.

Boone attended West Virginia University, where he earned his B.S. in Physical Education/Teacher Education (2011), and his M.S. in Athletic Coaching Education (2013). He is a Certified Strength and Conditioning Specialist (CSCS) through the National Strength and Conditioning Association. He also holds PES, CPR/AED and First Aid certifications.

Boone is joined in Oxford by his wife, Jess Goeller and their daughter, Rose.

JOSH PORTER



QUICK HITS

POSITION	SENIOR ATHLETIC TRAINER
YEAR AT OLE MISS	8TH
ALMA MATER	UNC GREENSBORO, 2006
HOMETOWN	CORINTH, MISS.

Josh Porter, MS, ATC is a senior athletic trainer who primarily works with the baseball team while also overseeing athletic trainers for the men's tennis and softball teams.

Porter joined the staff as an assistant athletic trainer in January 2013. Prior to coming to Ole Miss, Porter spent four seasons (2008-2012) at Appalachian State as the associate head athletic trainer. He worked primarily with baseball and supervised the men's soccer and volleyball intern athletic trainers.

Throughout his career, Porter has coordinated the rehabilitation of numerous athletes who have gone on to play professional baseball. He is a published author on a book regarding baseball arm care, titled Prevention and Rehabilitation Exercises for the Baseball Player.

Porter earned his bachelor's of science in


exercise science and master of science in athletic training degrees from the University of North Carolina at Greensboro. During his time at UNCG, he worked with baseball, softball, wrestling, cross country, and served as the student rehab coordinator.

A native of Corinth, Mississippi, Porter is a board certified athletic trainer by the National Athletic Trainers' Association and has certification in CPR/AED and first aid.

Porter and his wife, Alice, live in Oxford with their two children, Makenzie and Camryn.



CHRIS GOUDORAS



Chris Goudoras is in his third year as coordinator of operations for the Rebel Baseball program. Born and raised on Long Island, New York, Goudoras brings professional experience to Ole Miss.

Goudoras most recently spent the 2017 year as a TrackMan intern with the Philadelphia Phillies and also served as a Senior

Video Scout for Baseball Info Solutions. He also spent 2016 with

the company as a video scout. With the Phillies organization, he was responsible for operating TrackMan for all Reading Fightin' Phils home games as well as all amateur games played at FirstEnergy Stadium. He also assisted the coaching staff with day-to-day tasks including analysis of data and also assisted the video intern compiling advance reports.

At Baseball Info Solutions, Goudoras was responsible for helping compile data for use by research and development and worked on various other projects aiming to ensure the accuracy of current and past data.

Prior to his experience there, Goudoras spent two years in the New York Mets organization in 2014 and 2015 as a video and TrackMan intern. His responsibilities there included videotaping

live games, batting practice and bullpens and uploading game video into software for viewing by players and front office personnel.

Goudoras graduated from Bentley University in Waltham, Massachusetts, with a degree in Economics-Finance in 2015.

QUICK HITS	
POSITION	COORD. OF OPS. - INTERNAL AFFAIRS
YEAR AT OLE MISS	3RD
ALMA MATER	BENTLEY, 2015
HOMETOWN	LONG ISLAND, N.Y.



CHRIS CLEARY



Chris Cleary, a former assistant coach at Creighton and Butler, joined the Ole Miss baseball staff in August 2018 as the Coordinator of Operations - External Affairs.

Cleary graduated from Menlo College in Atherton, California, with a degree in sport management in 2012. He played four seasons for the Oaks as a pitcher and middle infielder. A dean's list

student off the field, Cleary also led Menlo to a conference title in 2012.

A native of Fresno, California, Cleary joined the Menlo baseball program as the outfield coach for the 2013 season, where he helped lead the program to a record 34 wins and an appearance in the Cascade Conference Championship game. Under Cleary's guidance, the Oaks ranked in the top five nationally in fielding percentage (.970). He was later elevated to pitching coach in 2013. During his time at Menlo, Cleary coached two MLB draftees, five All-Cascade Conference players, an NAIA All-American, and conference player of the year.

Cleary transitioned to Butler University in 2014, where he served as an assistant coach, working with infielders and assisting with hitters. In Cleary's second year in the program, the Bulldogs set a program record in fielding percentage with a .970 mark.

In the fall of 2016, Cleary joined the staff at Creighton, where he served as the volunteer assistant coach and as a staff administrator. With Cleary in the fold, the Bluejays improved their record from 24-25 in 2017 to 34-16 in 2018. Last season, Creighton collected three first team All-Big East nods, one All-American and four MLB draftees, the program's most since 2006.

QUICK HITS	
POSITION	COORD. OF OPS. - EXTERNAL AFFAIRS
YEAR AT OLE MISS	2ND
ALMA MATER	MENLO, 2012
HOMETOWN	FRESNO, CALIF.



SUPPORT STAFF



Nathan Bledsoe
Student Manager



Blaine Calcagno
Student Manager




Eric Menefee
Student Manager



Ryan Smith
Student Manager



Michael Spears
Student Manager



Charles Spencer
Student Manager



John Ross Swaim
Student Manager



Will Atkinson
Strength &
Conditioning Intern



Sheila Padgett
Assistant Director
Student-Athlete
Development



Janice Rubbert
Assistant Director
Marketing and Fan
Experience



Alex Sims
Assistant Director
Communications



Scott Wyant
Producer/Director



Kevin Blank
Event Management
Coordinator



Glen Waddle
Public Address
Announcer



1

PEYTON CHATAGNIER



QUICK HITS

CLASS	FRESHMAN
POSITION	INFIELD/OUTFIELD
HEIGHT/WEIGHT	5-10/175
BATS/THROWS	RIGHT/RIGHT
HOMETOWN	CYPRESS, TEXAS
PREV. SCHOOL	CY-FAIR HS
MAJOR	EXERCISE SCIENCE
BIRTHDAY	AUGUST 26, 2000

HIGH SCHOOL

Three-year letterwinner at Cy-Fair High School under head coach Billy Hardin ... Hit .405 as a senior, .430 as a junior and .375 as a sophomore ... 2019 All-State, All-District First Team selection ... 2018 District MVP ... 2019 Academic All-American, All-District ... 2019 Perfect Game All-Region (Texas) Second Team ... 2018 Perfect Game High Honorable Mention Underclass All-American ... 2017 Perfect Game Honorable Mention Underclass All-American ... 2016 16U Texas State Championship Tournament MVP ... No. 68 prospect, No. 14 shortstop in the state of Texas.

PERSONAL

Full name is Peyton Wayne Chatagnier ... Son of Michelle and Dennis Chatagnier ... Born August 26, 2000 ... Exercise science major.





CONNOR WALSH 2

HIGH SCHOOL

Multi-year letterwinner in baseball under coach Rod Taylor at Niceville High School ... 2018 Perfect Game All-American ... Named to Top Prospect Team at 2018 Perfect Game National Showcase and 2017 Perfect Game Junior National Showcase ... 2019 Perfect Game Preseason All-Region (Florida) First Team ... 2019 Florida All-Star ... 2019 Team MVP ... No. 27 prospect and No. 9 shortstop in the nation (Perfect Game) ... No. 6 prospect and No. 2 shortstop in the state of Florida (Perfect Game) ... Hit .435 as a senior and .438 as a junior ... Totaled 67 RBI, 12 doubles, 13 triples and nine home runs in high school career.

PERSONAL

Full name is Connor Thomas Walsh ... Son of Brian and Corinne Walsh ... Born August 9, 2000 ... Integrated marketing communications major.



QUICK HITS

CLASS	FRESHMAN
POSITION	INFIELD/OUTFIELD
HEIGHT/WEIGHT	6-1/195
BATS/THROWS	RIGHT/RIGHT
HOMETOWN	NICEVILLE, FLA.
PREV. SCHOOL	NICEVILLE HS
MAJOR	INTEGRATED MARKETING COMM.
BIRTHDAY	AUGUST 9, 2000



3 ANTHONY SERVICEO

**QUICK HITS**

CLASS	JUNIOR
POSITION	INFIELD
HEIGHT/WEIGHT	5-10/175
BATS/THROWS	LEFT/RIGHT
HOMETOWN	JUPITER, FLA.
PREV. SCHOOL	JUPITER HS
MAJOR	GENERAL STUDIES
BIRTHDAY	MARCH 11, 1999

CAREER HIGHS

- Runs: 4, 2x, MR vs. Jacksonville State (6/2/19)
- Hits: 3, 3x, MR vs. Texas A&M (4/26/19)
- Home Runs: 1, 4x, MR vs. J'ville State (6/2/19)
- RBI: 2, 8x, MR at Arkansas (6/9/19)
- Walks: 4, vs. Jacksonville State (6/2/19)
- Stolen Bases: 2, 3x, MR vs. Kentucky (4/12/19)
- Assists: 6, vs. Eastern Illinois (3/9/18)

CAREER HIGHLIGHTS

2018 Freshman All-SEC

2019 (SOPHOMORE)

Appeared in 66 games, starting 60 (38 in right field, 20 at second base, two in center field) ... Hit .287 with 10 doubles, one triple and three home runs ... Scored 62 runs, second-most on the team, and drove in 26 ... Stole a team-high 24 bases in 26 attempts, tying for the eighth most in a single season in program history ... Stole two bases and scored a run in season-opener against Wright State (2/15) ... Went 2-for-4 with two runs, two RBI against Arkansas State (2/20) ... Drove in two runs, scored one and went 2-for-4 in series finale at Tulane (2/24) ... Walked three times, scored two runs against UT Martin (2/26) ... Scored two runs, drove in two and went 2-for-4 with a double against Little Rock (3/5) ... Notched two doubles, went 2-for-5 with an RBI and two runs scored against UAB (3/8) ... Went 2-for-3 with two runs scored and one RBI against Alabama (3/16) ... Scored five runs, walked five times in two games against Arkansas-Pine Bluff (3/19-20) ... Went 7-for-11 with seven runs scored in Florida series ... Went 3-for-3 with four runs scored in Game 2 against Florida (4/6) ... Recorded first career triple in Game 2 against Florida (4/6) ... Went 3-for-3 with two stolen bases and two runs scored against Kentucky (4/12) ... Scored three runs, went 3-for-4 with a double, a home run and two RBI in Game 2 against Texas A&M (4/26) ... Scored five runs, went 4-for-12 with two doubles in LSU series ... Went 2-for-4 with a double in SEC Tournament opener against Missouri (5/21) ... Scored two runs, going 1-for-2 in SEC Tournament championship game against Vanderbilt (5/26) ... Went a combined 4-for-7 with seven runs scored, four RBI, six walks and two home runs in NCAA Oxford Regional ... Scored three runs, going 2-for-3 with a home run and two RBI in Oxford Regional opener against Jacksonville State (5/31) ... Walked a career-high four times, scored a career-high four runs and homered in Oxford Regional championship game against Jacksonville State (6/2) ... Went 2-for-3 with two walks and two RBI in Game 2 win in Fayetteville Super Regional at Arkansas (6/9).

2018 (FRESHMAN)

Selected to 2018 SEC All-Freshman Team (2B) ... Played in 34 games, starting 15 (12 at second base, three at shortstop) ... Hit .226 with two doubles and one home run ... Scored 10 runs and drove in seven ... Went 1-for-4 in collegiate debut against Winthrop (2/16) ... Went 1-for-4 with a double and a run scored at Long Beach State (3/3) ... Doubled and scored two runs against Little Rock (3/7) ... Went 1-for-3 in first SEC start an first start at shortstop against Tennessee (3/18) ... Drove in a run and went 1-for-4 against New Orleans (3/20) ... Hit first career home run against Arkansas Pine Bluff (5/2) ... Started at second base and went 2-for-3 with an RBI and a run scored against Auburn (5/12) ... Filled in for injured Grae Kessinger and went 1-for-5 with several outstanding plays in the field to help Ole Miss win SEC Tournament Championship Game against LSU (5/27) ... Went a combined 1-for-2 with two runs scored and an RBI in the NCAA Oxford Regional.

HIGH SCHOOL

Attended Jupiter Community High School where he was a three-year letterwinner and was coached by Andy Mook ... Hit .356 in his high school career with a .450 OBP and .462 slugging clip ... Named a 2017 Rawlings-Perfect Game Honorable Mention All-American ... Ranked the No. 61 overall prospect in the state of Florida, and the 13th-best SS (Perfect Game) ... Ranked No. 286 in the class of 2017 and the 48th-best SS ... Named 2017 First Team Hitter of the Year and First Team All-County SS ... Named 2017 9A-9 Player of the Year and hitter of the year, while also earning all-district team honors.

PERSONAL

Full name is Anthony Vincent Serviceo ... Son of Tony and Tracy Serviceo ... Born March 11, 1999 ... Has two sisters, Sophia and Olivia ... Grandfather played professional baseball with the New York Yankees, Baltimore Orioles and Oakland A's ... General studies major.

CAREER STATS

Year	Avg.	GP	GS	AB	R	H	2B	3B	HR	RBI	TB	SLG%	BB	HBP	SO	GDP	OB%	SF	SH	SB	ATT	PO	A	E	FLD%
2018	.226	34	15	62	10	14	2	0	1	7	19	.306	6	2	18	0	.314	0	1	1	2	27	31	2	.967
2019	.287	66	60	209	62	60	10	1	3	26	81	.388	48	4	55	1	.429	0	6	24	26	124	41	3	.982
TOTAL	.273	100	75	271	72	74	12	1	4	33	100	.369	54	6	73	1	.405	0	7	25	28	151	72	5	.978



KNOX LOPOSER 4

CAREER HIGHLIGHTS

2019 SEC Academic Honor Roll

2019 (FRESHMAN)

Appeared in 29 games, starting in 12 (10 at DH, two at catcher) ... Hit .213 with two doubles and one home run ... Scored nine runs and drove in nine ... Made collegiate debut in season-opener against Wright State (2/15) ... Recorded first career hit against UAB (3/9) ... Made first career start and hit first career home run against Arkansas-Pine Bluff, going 1-for-3 with a homer, three walks and three runs scored (3/20) ... Made first career SEC start at Missouri, going 1-for-3 with an RBI (3/22) ... Notched first career multi-hit game at Mizzou, going 2-for-3 with a run scored (3/23) ... Went 1-for-2 win an RBI and a run scored against Florida (4/6) ... Doubled and drove in two runs, going 1-for-4 with a run scored against Florida (4/6) ... Drove in a career-high three run, going 2-for-4 with a double and two runs scored against Southern Miss in Pearl (4/9)


... Went 1-for-3 with an RBI in NCAA Oxford Regional win over Clemson (6/1).

HIGH SCHOOL

Multi-year letterman at Jackson Preparatory School, under head coach Chuck Box ... Played Catcher for Coach Box as well as defensive end on the football team for one season ... Was named First team All-Conference in 2015 and 2017 ... Earned multiple distinctions from Perfect Game, including High Honorable Mention in 2016 and Second Team Underclassman in 2017 ... Hit .400 with four home runs and 38 RBI as a freshman en route to a career .370 average at Jackson Prep with 10 homers and 59 RBI.

PERSONAL

Full name is Knox Griffin Lopusier ... Son of Jay and Leslie Lopusier ... Born October 15, 1999 ... Has one brother, Brock, and one sister, Price, a 2020 signee with the Ole Miss soccer team ... Sport and recreation administration major.



QUICK HITS

CLASS	SOPHOMORE
POSITION	CATCHER
HEIGHT/WEIGHT	5-10/200
BATS/THROWS	RIGHT/RIGHT
HOMETOWN	MADISON, MISS.
PREV. SCHOOL	JACKSON PREP
MAJOR	SPORT & RECREATION ADMIN.
BIRTHDAY	OCTOBER 15, 1999

CAREER HIGHS

- ▶ Runs: 3, vs. UAPB (3/20/19)
- ▶ Hits: 2, 2x, MR vs. Southern Miss (4/9/19)
- ▶ Home Runs: 1, vs. UAPB (3/20/19)
- ▶ RBI: 3, vs. Southern Miss (4/9/19)
- ▶ Walks: 3, vs. UAPB (3/20/19)
- ▶ Stolen Bases: --
- ▶ Assists: 1, 3x, MR vs. Florida (4/6/19)




CAREER STATS

Year	Avg.	GP	GS	AB	R	H	2B	3B	HR	RBI	TB	SLG%	BB	HBP	SO	GDP	OB%	SF	SH	SB	ATT	PO	A	E	FLD%
2019	.213	29	12	47	9	10	2	0	1	9	15	.319	5	1	10	0	.302	0	0	0	0	37	3	2	.952
TOTAL	.213	29	12	47	9	10	2	0	1	9	15	.319	5	1	10	0	.302	0	0	0	0	37	3	2	.952



8 JUSTIN BENCH

**QUICK HITS**

CLASS	SOPHOMORE
POSITION	INFIELD/OUTFIELD
HEIGHT/WEIGHT	6-0/175
BATS/THROWS	RIGHT/RIGHT
HOMETOWN	REDINGTON BEACH, FLA.
PREV. SCHOOL	CALVARY CHRISTIAN
MAJOR	MANAGERIAL FINANCE
BIRTHDAY	AUGUST 28, 1999

CAREER HIGHS

- Runs: 1, 3x, MR vs. Arkansas (3/22/19)
- Hits: 1, 2x, MR vs. Jacksonville State (6/2/19)
- Home Runs: --
- RBI: 2, vs. Long Beach State (3/2/19)
- Walks: 1, vs. Wright State (2/15/19)
- Stolen Bases: --
- Assists: 2, 3x, MR vs. Jacksonville State (6/2/19)

CAREER HIGHLIGHTS

2019 SEC Academic Honor Roll

FRESHMAN (2019)

Appeared in 14 games, starting three at second base ... Walked and scored a run in Rebel debut against Wright State (2/15) ... Delivered game-winning two-RBI single for first career hit against Long Beach State (3/2) ... Missed two months with fractured hand after a hit-by-pitch ... Returned to make first start against Mississippi State (5/10) ... Walked twice and scored a run in start at Tennessee (5/17) ... Walked and scored a run in SEC Tournament against Arkansas (5/22) ... Had pinch-hit RBI single in NCAA Oxford Regional against Jacksonville State (5/31) ... Went 1-for-2 with an RBI in NCAA Oxford Regional Championship victory over Jacksonville State (6/2).

HIGH SCHOOL

Lettered all four years at Calvary Christian High School in Clearwater, Fla., under head coach Greg Olsen ... Played middle infield at both shortstop and second base ... Was a three-time Golden Glove Award winner, and won the Warrior Award and the Athlete of the Year Award his senior year ... Recorded only one error from his sophomore to senior seasons ... Hit over .300 in each year of his high school career, capped by a high .391 batting average at the plate in his senior season.

PERSONAL

Full name is Justin C. Bench ... Son of Jill and John Bench ... Born August 28, 1999 ... Has one sister, Jordyn ... Managerial finance major.

**CAREER STATS**

Year	Avg.	GP	GS	AB	R	H	2B	3B	HR	RBI	TB	SLG%	BB	HBP	SO	GDP	OB%	SF	SH	SB	ATT	PO	A	E	FLD%
2019	.200	14	3	15	3	3	0	0	0	4	3	.200	4	0	5	1	.368	0	1	0	0	12	12	1	.960
TOTAL	.200	14	3	15	3	3	0	0	0	4	3	.200	4	0	5	1	.368	0	1	0	0	12	12	1	.960



HAYDEN LEATHERWOOD

9

JUNIOR COLLEGE

Played two seasons and served as team captain under head coach Mark Carson at Northwest Mississippi Community College ... 2018 First Team All-MACJC ... 2018 NJCAA All-Region 23 ... Notched second-best slugging percentage in school history (.905), also good for third in the nation in 2018 ... Hit a team-best .388 with nine doubles, three triples, 15 home runs and 47 RBI as a freshman ... Hlt .333 with 12 doubles, a triple, seven home runs and 24 RBI as a sophomore.

HIGH SCHOOL

Played for head coach Buster Kelso and was an honor roll student at Christian Brothers ... The Purple Wave finished 18-16 overall and advanced to the first round of the playoffs his senior year ... Injured in the opening game of his senior season and missed the rest of the year ... 2017 Rawlings-Perfect Game Honorable Mention All-American ... Named to Top Prospect Team at 2015 Perfect Game Junior National Showcase ... Garnered multiple

all-county, all-region, all-state and All-American honors ... Ss a junior, hit .408 with 11 doubles, three triples, three home runs and 39 RBI and helped CBHS claim the 2016 Class AA Division II state championship ... 2016 TBCA D2 All-State selection ... IMG National Classic Home Run Derby champion ... JUCO Sunbelt Classic All-Tournament Team ... Transferred from Briarcrest for his junior and senior seasons at CBHS ... Played summer ball for Dulins Dodgers ... Originally signed with Vanderbilt and also recruited by LSU, Mississippi State and Austin Peay among others.

PERSONAL

Full name is Hayden Drew Leatherwood ... Son of Michelle and John Leatherwood ... Has three younger siblings, Ty, Cade and Miley ... Enjoys lifting, hunting and fishing in his spare time ... Born August 13, 1998 ... Member of Phi Theta Kappa Honor Society ... 2019 and 2018 President's List at NWCC ... General studies major.



QUICK HITS

CLASS	JUNIOR
POSITION	OUTFIELD
HEIGHT/WEIGHT	6-1/205
BATS/THROWS	LEFT/RIGHT
HOMETOWN	COLLIERVILLE, TENN.
PREV. SCHOOL	NORTHWEST MISSISSIPPI CC
MAJOR	GENERAL STUDIES
BIRTHDAY	AUGUST 13, 1998





10 TYLER KEENAN



QUICK HITS

CLASS	JUNIOR
POSITION	INFIELD
HEIGHT/WEIGHT	6-4/250
BATS/THROWS	LEFT/RIGHT
HOMETOWN	CLAYTON, N.C.
PREV. SCHOOL	CLEVELAND HS
MAJOR	SPORT & RECREATION ADMIN.
BIRTHDAY	FEBRUARY 27, 1999
CAREER HIGHS	

- ▶ Runs: 3, 5x, MR vs. Mississippi State (5/11/19)
- ▶ Hits: 5, vs. UAPB (3/20/19)
- ▶ Home Runs: 2, vs. UAPB (3/20/19)
- ▶ RBI: 7, vs. UAPB (3/20/19)
- ▶ Walks: 3, 2x, MR vs. Texas A&M (4/25/19)
- ▶ Stolen Bases: 1, 3x, MR at Arkansas (3/29/19)
- ▶ Assists: 4, 4x, MR vs. Mississippi State (5/11/19)

CAREER HIGHLIGHTS

2019 College Home Run Derby (2nd Place)
 2019 C Spire Ferriss Trophy Finalist
 2019 Preseason All-SEC Second Team
 2018 Freshman All-American
 2018 SEC Player of the Week (May 14)
 2018 SEC Freshman of the Week (April 2, April 9)

2019 (SOPHOMORE)

Started all 68 games (67 at third base, one at first base) ... Hit .285 with seven doubles, two triples and team-high 15 home runs ... Slugged .506 with .420 on-base percentage ... Scored 39 runs and tallied a team-high 66 RBI ... Named finalist for C Spire Ferriss Trophy ... Recorded 10th-most home runs in a single season in program history ... Tallied fifth-most RBI in program history ... Homered in season opener against Wright State (2/15) ... Went 3-for-5 with a home run, five RBI, two runs scored against Arkansas State (2/20) ... Drove in four runs, went 3-for-5 against Little Rock (3/5) ... Homered and went 2-for-3 in Game 2 against UAB (3/9) ... Had career day against Arkansas-Pine Bluff, going 5-for-6 with two home runs, seven RBI and three runs scored (3/20) ... Went 2-for-4 with a home run and two RBI at Arkansas (3/30) ... Homered, went 3-for-5 with two runs scored and three RBI against Florida (4/5) ... Went 6-for-12 with a double, a home run, two runs scored and two RBI in series at Auburn (4/18-20) ... Drove in three runs, scored two, homered and went 2-for-3 in Game 2 win against Texas A&M (4/26) ... Had hits in all three games of LSU series, including 3-for-4 day in Game 1 (5/3) and 3-for-6 day in Game 3 (5/5) ... Homered and drove in three runs in Game 3 win at Tennessee (5/18) ... Ended season on six-game hitting streak ... Went 2-for-4 with a home run and two RBI in NCAA Oxford Regional opener against Jacksonville State (5/31) ... Went 1-for-3 with a run scored in Oxford Regional win over Clemson (6/1) ... Homered, drove in four runs and scored two runs in Fayetteville Super Regional win at Arkansas (6/9) ... Went 2-for-4 in Fayetteville Super Regional finale (6/10).

2018 (FRESHMAN)

Played in 54 games, starting 50 at third base ... Hit .301 with nine home runs and 11 doubles, slugging .520 ... Scored 35 runs and drove in 38 ... Made just five errors all season at third base ... Named Freshman

All-American by Collegiate Baseball and Perfect Game ... SEC Player of the Week (May 14) ... SEC Freshman of the Week (April 2, April 9) ... Went 2-for-4 with a double and two RBI in the season-opener against Winthrop (2/16) ... Clubbed first career home run and added a double, driving in four runs against Austin Peay (3/6) ... Went 1-for-3 with a double and an RBI against Eastern Illinois (3/9) ... Homered in Game 3 of four straight SEC series ... Crushed a home run as part of a 3-for-4, two-RBI day in series-deciding victory at Texas A&M (3/24) ... Hit the game-winning home run as part of 3-for-4 day with three RBI and three runs scored in series-clinching win over Arkansas (3/31) ... Homered as part of 2-for-4 day in Game 3 at Mississippi State (4/8) ... Went 3-for-5 with two runs scored and an RBI against Southern Miss (4/10) ... Homered and scored two runs in Game 3 at Vanderbilt (4/15) ... Went 1-for-4 with three RBI in Game 2 against Georgia (4/21) ... Went 4-for-10 with five runs scored and two doubles in LSU series (4/26-28) ... Went 5-for-9 in Auburn series with a home run in Game 2 and 3 ... Went 3-for-4 with a double, a home run, four RBI and two runs scored in Game 2 (5/11) ... Homered and scored two runs in Game 3 to help seal sweep of Auburn (5/12) ... Went 2-for-4 with a home run, three runs scored and four RBI at Arkansas State (5/15) ... Launched a home run, drove in two runs and scored two in NCAA Oxford Regional opener against Saint Louis (6/2).

HIGH SCHOOL

Attended Cleveland High School where he was a four-year letterwinner under head coach Jamie Lee ... Hit .427 in his HS career with 14 home runs and 107 RBI ... A three-time all-star and three-time all-metro selection ... Named all-conference four times and the conference player of the year in 2016 ... Named a 2017 Rawlings-Perfect Game Honorable Mention All-American (Atlantic Region) ... Ranked the No. 16 overall prospect in North Carolina (Perfect Game) and No. 1 third baseman in the state ... Rated the No. 273 overall prospect in the country, and 13th-best third baseman ... Also lettered two years in basketball where he earned all-conference honors.

PERSONAL

Full name is Tyler Ryan Keenan ... Son of Jimmy and Tammy Keenan ... Born Feb. 27, 1999 ... Has one sister, Raleigh ... Sport and recreation admin. major.

CAREER STATS

Year	Avg.	GP	GS	AB	R	H	2B	3B	HR	RBI	TB	SLG%	BB	HBP	SO	GDP	OB%	SF	SH	SB	ATT	PO	A	E	FLD%
2018	.301	54	50	173	35	52	11	0	9	38	90	.520	15	12	39	5	.391	2	0	1	3	21	79	5	.952
2019	.285	68	68	253	39	72	7	2	15	66	128	.506	48	13	51	8	.420	3	0	2	3	46	94	6	.959
TOTAL	.291	122	118	426	74	124	18	2	24	104	218	.512	63	25	90	13	.408	5	0	3	6	67	173	11	.956



JOHN RHYS PLUMLEE 11

HIGH SCHOOL

Four-year letterwinner in baseball under head coach Chris McCardle ... No. 11 prospect, No. 4 outfielder in Mississippi (Perfect Game) ... 2019 Clarion Ledger All-State Team ... 2019 5A/6A All-State Team ... 2019 Perfect Game Preseason All-Southeast Region Second Team ... 2018 Perfect Game Preseason Underclassman All-American High Honorable Mention ... 2017 Perfect Game Preseason Underclassman All-American High Honorable Mention ... Hit .330 as a sophomore and .455 as a junior ... Stole 23 bases and drove in 35 runs during junior season ... No. 7 dual-threat quarterback in the nation, 4-star football prospect ... 2018 Mississippi Class 6A Offensive Player of the Year ... 2018 Clarion Ledger Dandy Dozen ... Chose Ole Miss over Georgia, Alabama, Auburn,

Florida, Mississippi State, Notre Dame and others.

PERSONAL

Son of Denton and Lori Plumlee ... Full name is John Rhys Plumlee ... Plays quarterback on the Ole Miss football team ... Set Ole Miss single-season freshman records for rushing yards and rushing touchdowns ... Set Rebels' single-season mark for rushing yards by a quarterback ... Led the SEC in rushing yards per game in 2019 ... Named Freshman All-American by multiple outlets ... Also a talented pianist and musician ... Born on January 2, 2001 ... Majoring in engineering.




QUICK HITS

CLASS	FRESHMAN
POSITION	OUTFIELD
HEIGHT/WEIGHT	6-0/192
BATS/THROWS	RIGHT/RIGHT
HOMETOWN	HATTIESBURG, MISS.
PREV. SCHOOL	OAK GROVE HS
MAJOR	ENGINEERING
BIRTHDAY	JANUARY 2, 2001



12 GREER HOLSTON



QUICK HITS

CLASS	SENIOR
POSITION	RIGHT-HANDED PITCHER
HEIGHT/WEIGHT	6-4/235
BATS/THROWS	RIGHT/RIGHT
HOMETOWN	LONG BEACH, MISS.
PREV. SCHOOL	IMG ACADEMY
MAJOR	GENERAL BUSINESS
BIRTHDAY	APRIL 24, 1998
CAREER HIGHS	

- ▶ IP (Start): 7.0 vs. Furman (3/12/17)
- ▶ IP (Relief): 3.2 at Arkansas State (5/16/17)
- ▶ Strikeouts: 7 vs. UAPB (4/17/17)
- ▶ ER Allowed: 7, vs. ULM (5/2/17)
- ▶ Runs Allowed: 7, vs. ULM (5/2/17)
- ▶ Walks: 3, 3x, MR vs. UAPB (4/19/17)
- ▶ Hits Allowed: 9 vs. ULM (5/2/17)

CAREER HIGHLIGHTS

2020 Team Captain
2017 SEC Academic Honor Roll

2019 (JUNIOR)

Made one relief appearance ... Worked 1.0 innings with no runs or hits allowed, walking one and striking out one ... Threw one inning in relief against Mississippi State, walking one, hitting one and striking out one, giving up no runs on no hits (4/23).

2018 (SOPHOMORE)

Made 24 relief appearances ... Tallied a 2-1 record with a 3.27 ERA, allowing 12 earned runs in 33.0 innings ... Struck out 35 batters, allowing 36 hits and nine walks ... 21 appearances with one run allowed or less ... Allowed no hits in two innings in first appearance of the season against Winthrop (2/17) ... Yielded just one hit and zero runs in two innings against New Orleans (3/20) ... Threw 1.2 scoreless and hitless innings at Texas A&M (3/24) ... Struck out three and allowed no baserunners in 1.2 innings against Southern Miss to earn first win of the season (3/27) ... Struck out two in one perfect inning of work against Arkansas State (4/18) ... Allowed no runs on two hits, striking out two in two innings against LSU (4/27) ... Worked one inning against Arkansas Pine Bluff, striking out three (5/2) ... Earned second win of the season, allowing no hits over 1.2 innings at Alabama (5/19) ... Threw two innings, striking out three and allowing no runs on no hits and one walk to close out SEC Tournament Championship win over LSU (5/27).

2017 (FRESHMAN)

Made 17 appearances, including eight starts ... Named to the SEC First-Year Academic Honor Roll ... Recorded 55 strikeouts in 54.2 innings, going 2-3 with a 5.27 ERA ... Contributed to two shutouts ... Tossed a career-high 3.2 innings of relief at Arkansas State (5/16) ... Earned his

second career win in as many starts, striking out a career-high seven hitters over 5.0 innings against UAPB (4/19) ... Earned his first career win, pitching 6.0 scoreless innings against No. 16 Southern Miss (4/11) ... Tossed 5.1 scoreless innings versus Little Rock (3/28) ... In his first weekend start, faced Furman and tossed 7.0 innings without giving up a run, allowing only two hits and striking out six (3/12) ... Pitched 2.0 scoreless innings to help Ole Miss shutout Georgia State (3/7) ... Made his first career start against Memphis (2/28) ... Pitched first full inning in a victory over Arkansas State (2/21) ... Made his Rebel debut vs. No. 6 East Carolina (2/19).

HIGH SCHOOL

Attended Saint Stanislaus College before transferring to IMG Academy where he was coached by Chris Sabo ... Ranked a top-200 player in the nation by Perfect Game, including the No. 4 player in the state of Mississippi and best right-handed pitcher in the state ... Named a top-500 prospect by Baseball America ... Made the 2016 Rawlings Top Prospect list ... Named a 2016 Rawlings-Perfect Game honorable mention All-American ... As a senior, went 6-2 with a 1.02 ERA on the mound while hitting .360 at the plate ... Competed in both the Area Code Games and the East Coast Professional Showcase in 2015 ... Named 2015 4A Player of the Year in Mississippi after leading Saint Stanislaus to a state championship ... Posted a 12-1 record with 99 strikeouts and a 0.91 ERA over 72.0 innings ... Participated in the 2015 Sun Belt All-Star Classic in Oklahoma ... Tabbed a Perfect Game first team Underclass All-American as a junior ... Played in the 2014 Area Code Games.

PERSONAL

Son of Camala Holston and the late Sam Holston ... Born: April 24, 1998 ... Has one sister Olivia ... Wants to become a nutritionist following his baseball career ... General business major.

CAREER STATS

Year	ERA	W	L	App	GS	CG	SHO	CBO	SV	IP	H	R	ER	BB	SO	2B	3B	HR	BF	B/Avg	WP	HBP	BK	SFA	SHA
2017	5.27	2	3	17	8	0	0	2	0	54.2	55	34	32	22	55	10	2	6	244	.271	4	9	1	4	5
2018	3.27	2	1	24	0	0	0	0	0	33.0	36	17	12	9	35	10	0	2	148	.271	2	4	0	1	1
2019	0.00	0	0	1	0	0	0	0	0	1.0	0	0	0	1	1	0	0	0	5	.000	0	1	0	0	0
TOTAL	4.47	4	4	42	8	0	0	2	0	88.2	91	51	44	32	91	20	2	8	397	.268	6	14	1	5	6



HAYDEN DUNHURST 13

CAREER HIGHLIGHTS

2019 MLB Draft Selection (37th Round - Colorado Rockies)

HIGH SCHOOL

Five-year letterwinner at Pearl River Central High School under head coach Niel Walther ... No. 44 overall prospect, No. 1 catcher in the nation ... No. 4 prospect out of Mississippi ... Played in 2018 Perfect Game All-American Classic ... Top Prospect List at 2018 Perfect Game National Showcase ... 2019 Mississippi Player of the Year (Prep Baseball Report) ... 2019 High School All-American (Collegiate Baseball) ... Top Prospect List at 2017 Perfect Game Junior National Showcase ... Top Prospect List at 2017 Perfect Game Underclass All-American Games ... 2019 Perfect Game Preseason All-Southeast Region First Team ... 2018 Perfect

Game Preseason All-American First Team ... 2017 and 2016 Perfect Game Preseason Underclassman All-American High Honorable Mention ... Drew 147 walks and hit 31 home runs in high school career ... Led Pearl River to three South State title games, one South State Championship and one State Championship ... Also played basketball at Pearl River.

PERSONAL

Full name is Hayden Lane Dunhurst ... Son of Gwen and Bob Dunhurst ... Born on September 19, 2000 ... Freshman studies major.



QUICK HITS

CLASS	FRESHMAN
POSITION	CATCHER
HEIGHT/WEIGHT	5-11/215
BATS/THROWS	LEFT/RIGHT
HOMETOWN	CARRIERE, MISS.
PREV. SCHOOL	PEARL RIVER CENTRAL HS
MAJOR	FRESHMAN STUDIES
BIRTHDAY	SEPTEMBER 19, 2000



14 TREY LAFLEUR

**QUICK HITS**

CLASS	FRESHMAN
POSITION	INFIELD/OUTFIELD
HEIGHT/WEIGHT	6-3/195
BATS/THROWS	LEFT/LEFT
HOMETOWN	PENSACOLA, FLA.
PREV. SCHOOL	J.M. TATE HS
MAJOR	FRESHMAN STUDIES
BIRTHDAY	MARCH 12, 2001

CAREER HIGHLIGHTS

2019 MLB Draft Selection (21st Round - Los Angeles Dodgers)

HIGH SCHOOL

Three-year letterwinner at Tate High School in Pensacola, Fla., under head coach Karl Jernigan ... 2019 MLB Draft Pick (Round 21 - Los Angeles Dodgers) ... No. 217 overall prospect in the nation (Perfect Game) ... 2019 Preseason All-Region First Team in Florida (Perfect Game) ... 2019 Subway All-Star MVP ... 2018 Preseason Underclassman All-American Third Team (Perfect Game) ... 2017 Preseason Underclassman All-American High Honorable Mention ... 2019 and 2018 All-Area First Team ... 2017 All-Area Second Team ... Pitched to a 0.77 ERA and 4-0 record sophomore year ... Batted .308 with seven

home runs junior year along with 8-1 record pitching ... Batted .415 senior year with seven home runs and a 1.91 ERA on the mound.

PERSONAL

Full name is Raymond LaFleur III ... Son of Raymond and Lee-Anne LaFleur ... Born on March 12, 2001 ... Freshman studies major.





DEREK DIAMOND 16

CAREER HIGHLIGHTS


2019 MLB Draft Selection (40th Round - Arizona Diamondbacks)

HIGH SCHOOL

Three-year letterwinner at Ramona High School under head coach Dean Welch ... 2019 MLB Draft Pick (Round 40 - Arizona Diamondbacks) ... 2018 Under Armour All-American ... Perfect Game Top 100 National Rank No. 37 ... Two-time Valley League Pitcher of the Year (2018, 2019) ... Three-time First Team All-Valley League (2017-2019) ... 2018 Perfect Game National Showcase Top Prospect Team ... 2018 Perfect Game All-American Classic ... 2019 Perfect Game All-Region First Team (California) ... 2018 Perfect Game High Honorable Mention Underclassman All-American.

PERSONAL

Full name is Derek Matthew Diamond ... Son of Steve and Nancy Diamond ... Born on January 4, 2001 ... Integrated marketing communications major.



QUICK HITS

CLASS	FRESHMAN
POSITION	RIGHT-HANDED PITCHER/INFIELD
HEIGHT/WEIGHT	6-2/200
BATS/THROWS	RIGHT/RIGHT
HOMETOWN	RAMONA, CALIF.
PREV. SCHOOL	RAMONA HS
MAJOR	INTEGRATED MARKETING COMM.
BIRTHDAY	JANUARY 4, 2001



17 GUNNAR HOGLUND

**QUICK HITS**

CLASS	SOPHOMORE
POSITION	RIGHT-HANDED PITCHER/INFIELD
HEIGHT/WEIGHT	6-4/220
BATS/THROWS	LEFT/RIGHT
HOMETOWN	HUDSON, FLA.
PREV. SCHOOL	DAYSRING CHRISTIAN ACADEMY
MAJOR	GENERAL STUDIES
BIRTHDAY	DECEMBER 17, 1999

CAREER HIGHS

- IP (Start): 6.1, vs. Arkansas (5/24/19)
- IP (Relief): 1.2, vs. Southern Miss (4/9/19)
- Strikeouts: 8, 2x, MR vs. Kentucky (4/14/19)
- ER Allowed: 6, at Arkansas (6/10/19)
- Runs Allowed: 6, at Arkansas (6/10/19)
- Walks: 2, 5x, MR vs. Arkansas (5/24/19)
- Hits Allowed: 9, at LSU (5/5/19)

CAREER HIGHLIGHTS

2019 SEC Academic Honor Roll
2018 MLB Draft Selection (1st Round - Pittsburgh Pirates)

2019 (FRESHMAN)

Made 17 appearances and 16 starts, filling Sunday starter role as a freshman ... Finished with 3-3 record and 5.29 ERA ... Gave up 44 runs (40 earned) on 77 hits and 14 walks, striking out 53 over 68.0 innings ... Made collegiate debut against Arkansas State (2/20) ... Allowed three runs (one earned) on eight hits over 4.0 innings at Tulane (2/24) ... Allowed one run over 5.0 innings, giving up six hits against Long Beach State (3/2) ... Made first SEC start and earned first career win against Alabama, going 5.0 innings with one run allowed on two hits while striking out a career-high eight (3/17) ... Worked 6.0 innings with two runs allowed on five hits and no walks with three strikeouts against Texas A&M (4/27) ... Earned second career win in regular-season finale at Tennessee, going 6.0 innings with three runs allowed on five hits with four strikeouts to avoid series sweep (5/18) ... Turned in 6.1 innings against Arkansas in SEC Tournament, allowing two runs on just three hits, walking two and striking out six in elimination game victory (5/24) ... Picked up third career win, working 5.1 innings with two runs (one earned) allowed on five hits, walking none and striking out five in NCAA Oxford Regional finale against Jacksonville State (6/2).

HIGH SCHOOL

Lettered four years at Dayspring Academy in Port Richey, Fla., under the tutelage of head coach CJ Smith. ... Dual-sport athlete in high school as a basketball and baseball player, and a multi-dimensional player on the diamond as

both a pitcher and hitter ... Named the County Player of the Year in 2018 after recording a 7-0, 0.27 ERA season on the mound and a .385 batting average at the plate ... Named All-USA Florida 1st team pitcher in 2018 and 2nd team All-Area pitcher in 2018 ... Had at least 59 strikeouts all four years as a high schooler, good for a lifetime 16-10 record, 1.31 ERA and 310 career strikeouts ... Except for a .275 average at the plate his freshman year, batted over .300 in all three of his upperclassmen years for a .312 career batting average in high school with seven home runs.

PERSONAL

Full name is Gunnar Thomas Hoglund ... Son of Thomas and Nichole Hoglund ... Born December 17, 1999 ... Has two brothers, Hunter and Connor ... Projected May 2020 graduate ... General studies major.

CAREER STATS


Year	ERA	W	L	App	GS	CG	SHO	CBO	SV	IP	H	R	ER	BB	SO	2B	3B	HR	BF	B/Avg	WP	HBP	BK	SFA	SHA
2019	5.29	3	3	17	16	0	0	0	0	68.0	77	45	40	14	53	14	1	7	299	.282	2	7	0	3	2
TOTAL	5.29	3	3	17	16	0	0	0	0	68.0	77	45	40	14	53	14	1	7	299	.282	2	7	0	3	2



MITCH MURRELL 18

HIGH SCHOOL

Three-year letterwinner at Ocean Springs High School under head coach Brian Rea ... No. 419 prospect in the nation ... 2019 Perfect Game Preseason All-Southeast Region Second Team ... 2018 Perfect Game Preseason Underclassmen All-American Honorable Mention ... 2019 Preseason Under Armour All-American ... 2019 Mississippi 5A/6A All-State ... 2019 All-Gulf Coast Mississippi ... 2018 Futures All-Star Game ... 2017 National Underclassmen Showcase, Top Prospect Team ... Threw almost 50.0 innings as a senior with 88 K's and 0.71 ERA ... Career ERA of 1.96 with 149 K's in 100 IP.



PERSONAL

Full name is Mitch Eldon Murrell ... Son of Roy and Sabrina Murrell ... Born on September 18, 2000 ... General business major.



QUICK HITS	
CLASS	FRESHMAN
POSITION	RIGHT-HANDED PITCHER
HEIGHT/WEIGHT	6-4/210
BATS/THROWS	RIGHT/RIGHT
HOMETOWN	OCEAN SPRINGS, MISS.
PREV. SCHOOL	OCEAN SPRINGS HS
MAJOR	GENERAL BUSINESS
BIRTHDAY	SEPTEMBER 18, 2000



19 CAEL BAKER

**QUICK HITS**

CLASS	JUNIOR
POSITION	INFIELD/CATCHER
HEIGHT/WEIGHT	6-0/260
BATS/THROWS	RIGHT/RIGHT
HOMETOWN	GAHANNA, OHIO
PREV. SCHOOL	WABASH VALLEY COLLEGE
MAJOR	GENERAL STUDIES
BIRTHDAY	MARCH 14, 1999

JUNIOR COLLEGE (2019)

Attended Wabash Valley College in Mount Carmel, Illinois for one year ... 2019 NJCAA Player of the Year ... Named top junior college player of 2019 by Perfect Game ... 2019 NJCAA First-Team All-American ... 2019 Conference, District, and Regional Player of the Year ... Batted .506 with 101 RBI, 25 HR, 80 R, .596 OBP, 1.051 SLG last season.

CINCINNATI (2018)

Appeared in 14 games, starting five at Cincinnati ... Hit .074 with three runs scored, a triple and two RBI.

HIGH SCHOOL

Four-year letterwinner at Gahanna Lincoln High School in Gahanna, Ohio under head coach Bruce Ward ... Played baseball and football ... Named the 2017 State Player of the Year ... 2017 District Player of the Year ... 2017 First-Team All-Conference ... 2017 Second-Team Maxpreps All-American ... Named Ohio Player of the Year as a junior ... Batted .517 as a senior ... Finished with a career batting average of .426 with 19 HR and 125 RBI.

PERSONAL

Full name is Cael John Baker ... Son of Jay and Monica Baker ... Born on March 14, 1999 ... General studies major.






ZACK SMITH 20

HIGH SCHOOL

Attended Winder-Barrow High School in Winder, Ga. ... Named 2018, and 2017 Perfect Game Preseason All-American High Honorable Mention ... No. 17 third baseman prospect in the nation, No. 2 third baseman prospect in Georgia ... No. 358 overall prospect in the nation, No. 34 in Georgia ... 2019 Georgia 6A All-State First Team ... 2019 Region 8-A 6A Player of the Year ... Batted .417 as a senior with 7 HR and 62 RBI.

PERSONAL

Full name is Zachary Daniel Smith ... Son of Valarie and Brian Smith ... Born on July 7, 2000 ... Freshman studies major.



QUICK HITS

CLASS	FRESHMAN
POSITION	INFIELD/RIGHT-HANDED PITCHER
HEIGHT/WEIGHT	6-1/200
BATS/THROWS	LEFT/RIGHT
HOMETOWN	ATHENS, GA.
PREV. SCHOOL	WINDER BARROW HS
MAJOR	FRESHMAN STUDIES
BIRTHDAY	JULY 7, 2000



21 DREW MCDANIEL

**QUICK HITS**

CLASS	FRESHMAN
POSITION	RIGHT-HANDED PITCHER
HEIGHT/WEIGHT	6-2/185
BATS/THROWS	RIGHT/RIGHT
HOMETOWN	LAFAYETTE, LA.
PREV. SCHOOL	SAINT THOMAS MORE HS
MAJOR	EXERCISE SCIENCE
BIRTHDAY	AUGUST 26, 2000

HIGH SCHOOL

Four-year letterwinner at Saint Thomas More Catholic High School in Lafayette, La. ... Ranked the No. 106 prospect in the nation out of high school (Perfect Game) ... No. 3 prospect in Louisiana, No. 1 pitcher in Louisiana (Perfect Game) ... 2019 Preseason All-Southeast Region First Team (Perfect Game) ... 2018/2017 Preseason Underclassman All-American Honorable Mention (Perfect Game) ... 2018 Perfect Game National Showcase, Top Prospect Team ... 2018 Louisiana All-Star Game MVP ... 2018/2017 All-District First Team ... Held opposing batters to a .191 OBA

as a junior, .163 as a senior ... Combined 10-5 record over 2018-19 seasons.

PERSONAL

Full name is Andrew Foret McDaniel ... Son of Heathyr and Craig McDaniel ... Born on August 26, 2000 ... Exercise science major.





MAX CIOFFI 22

2019 (SOPHOMORE)

Appeared 16 games, making one start ... Turned in 30.1 innings of work with a 2-2 record and 4.45 ERA ... Allowed 18 runs (15 earned) on 31 hits with 38 strikeouts and nine walks (4.2 K/BB ratio) ... Notched career-high 3.2 scoreless innings with just one hit allowed, one walk and five strikeouts in 2019 debut against Wright State (2/16) ... Matched career-high with 3.2 innings pitched, allowing no runs on five hits with seven strikeouts and two walks against Little Rock (3/5) ... Threw 1.1 scoreless innings with three strikeouts against Alabama (3/16) ... Made first career start against North Alabama (4/2) ... Tossed 1.2 scoreless innings, allowing one hit and one walk in SEC Tournament win over Georgia (5/25) ... Closed out NCAA Oxford Regional Championship victory over Jacksonville State, yielding one run on two hits in 1.0 innings of work (6/2).


(4/26) ... Threw three scoreless and hitless innings to close out 7-0 win over Auburn in SEC Tournament (5/25) ... Didn't allow a run or a hit in two innings of work in NCAA Regional win over Saint Louis (6/2).

HIGH SCHOOL

Attended Saint Patrick High School where he was a three-year letterwinner under head coach Dan Kusinski ... Went 9-4 in his HS career with a 2.91 ERA ... Named all-conference as a junior and senior ... Earned team MVP honors as a sophomore and senior ... Led team with 85 strikeouts as a senior, going 5-2 with a 3.22 ERA ...

PERSONAL

Full name is Maxwell Antonio Cioffi ... Son of Chris and Katie Cioffi ... Born March 1, 1999 ... Has one brother, Nick, and one sister, Alexis ... General studies major.



QUICK HITS

CLASS	JUNIOR
POSITION	RIGHT-HANDED PITCHER
HEIGHT/WEIGHT	6-4/225
BATS/THROWS	RIGHT/RIGHT
HOMETOWN	CHICAGO, ILL.
PREV. SCHOOL	SAINT PATRICK HS
MAJOR	GENERAL STUDIES
BIRTHDAY	MARCH 1, 1999

CAREER HIGHS

- ▶ IP (Start): 3.2, vs. North Alabama (4/2/19)
- ▶ IP (Relief): 3.2, 2x, MR vs. Little Rock (3/5/19)
- ▶ Strikeouts: 7, vs. Little Rock (3/5/19)
- ▶ ER Allowed: 3, 3x, MR vs. MSU (5/12/19)
- ▶ Runs Allowed: 5, vs. North Alabama (4/2/19)
- ▶ Walks: 2, 4x, MR at Louisville (3/13/19)
- ▶ Hits Allowed: 6, vs. North Alabama (4/2/19)

CAREER STATS

Year	ERA	W	L	App	GS	CG	SHO	CBO	SV	IP	H	R	ER	BB	SO	2B	3B	HR	BF	B/Avg	WP	HBP	BK	SFA	SHA
2018	1.96	0	0	14	0	0	0	2	0	23.0	14	5	5	9	16	4	1	1	93	.175	2	3	0	1	0
2019	4.45	2	2	16	1	0	0	0	0	30.1	31	18	15	9	38	6	0	4	130	.263	1	2	0	0	1
TOTAL	3.38	2	2	30	1	0	0	2	0	53.1	45	23	20	18	54	10	1	5	223	.227	3	5	0	1	1



24 JACKSON KIMBRELL

**QUICK HITS**

CLASS	FRESHMAN
POSITION	LEFT-HANDED PITCHER
HEIGHT/WEIGHT	6-1/195
BATS/THROWS	RIGHT/LEFT
HOMETOWN	BIRMINGHAM, ALA.
PREV. SCHOOL	OAK MOUNTAIN HS
MAJOR	FRESHMAN STUDIES
BIRTHDAY	OCTOBER 6, 2000

HIGH SCHOOL

Four-year letterwinner at Oak Mountain High School in Birmingham, Ala., under head coach Derek Irons ... Also played football for two years ... Named team captain as a senior ... Was named All-District, All-Region, All-State, and All-Super State in his final season ... Was a member of the Super 10 in Alabama ... 2019 Perfect Game Preseason All-Southeast Region Second Team ... 2018/17/16 Perfect Game Preseason Underclassmen All-American Honorable Mention ... Had 96 Ks as a senior, and 95 a year before.

PERSONAL

Full name is Taylor Jackson Kimbrell ... Son of Jason and Eady Kimbrell ... Born on October 6, 2000 ... Freshman studies major.





TIM ELKO 25

CAREER HIGHLIGHTS

2020 Team Captain

2018, 2019 SEC Academic Honor Roll

2019 (SOPHOMORE)

Appeared in 32 games, making 19 starts (13 in right field, two at DH, two in left field and two at first base) ... Hit .212 with 10 runs scored, nine RBI, two doubles, a triple and two home runs ... Notched first hit of the season, a home run, at Tulane (2/23) ... Recorded first multi-hit game, going 2-for-4 with a double and a run scored against UT Martin (2/26) ... Came through with pinch-hit RBI double, scored a run against UAB (3/9) ... Crushed pinch-hit home run in ninth inning against Louisville (3/13) ... Went 1-for-4 with a run scored against Alabama (3/17) ... Recorded first career triple against Arkansas-Pine Bluff (3/20) ... Was outstanding in NCAA Oxford Regional, hitting .714 over three games, the top mark in the SEC and sixth-best in the nation during the NCAA Regional round ... Went 1-for-2 with a run scored in regional opener against Jacksonville State (5/31) ... Scored a run and went 2-for-3 against Clemson (6/1) ... Drove in one run and scored another, going 2-for-2 in regional title game against Jacksonville State (6/2).

2018 (FRESHMAN)

Started 11 games, all at third base, appeared in 29 total ... Hit .216 with one home run and three doubles ... Scored 10 runs and drove in five ... Went 1-for-3 with an RBI and a run scored in collegiate debut vs. Winthrop (2/17) ... Logged first multi-hit game (2-for-4) and first extra-base hit, a double, vs. Memphis (2/20) ... Hit first career home run as part of 2-for-5 day with two RBI and two runs scored at Georgia State (3/14) ... Went 2-for-3 with


a double and a run scored in first SEC game against Tennessee (3/16).

HIGH SCHOOL

Attended Hillsborough High School where he was a four-year letterwinner under head coach Kenny White ... Hit .394 in his HS career with 93 RBI, 71 runs and 115 hits ... Named to the 2017 Perfect Game Florida High School Dream Team ... Also a 2017 Rawlings-Perfect Game Preseason All-American ... Named a 2017 Florida Athletic Coaches Association All-Star ... Also earned 2016 Rawlings-Perfect Game All-America honors in 2016 ... Named to the Tampa Bay Times All-Hillsborough County First Team in 2016-17 ... Named the No. 14 overall prospect in the state of Florida (Perfect Game) ... Ranked the No. 69 overall player in the country (Perfect Game) ... Graduated with honors ... Hillsborough HS Vice President ... Member of FCA and National Honor Society.

PERSONAL

Full name is Timothy John Elko ... Son of John and Cheryl Elko ... Born December 27, 1998 ... Has one sister, Catie ... Majoring in exercise science ... Projected May 2020 graduate.



QUICK HITS

CLASS	JUNIOR
POSITION	INFIELD/OUTFIELD
HEIGHT/WEIGHT	6-4/235
BATS/THROWS	RIGHT/RIGHT
HOMETOWN	LUTZ, FLA.
PREV. SCHOOL	HILLBOROUGH HS
MAJOR	EXERCISE SCIENCE
BIRTHDAY	DECEMBER 27, 1998

CAREER HIGHS


- ▶ Runs: 2, at Georgia State (3/14/18)
- ▶ Hits: 2, 6x, MR vs. Jacksonville State (6/2/19)
- ▶ Home Runs: 1, 4x, MR vs. UAPB (3/20/19)
- ▶ RBI: 2, at Georgia State (3/14/18)
- ▶ Walks: 2, 2x, MR vs. Florida (4/6/19)
- ▶ Stolen Bases: 2, at Georgia State (3/14/18)
- ▶ Assists: 3, at Georgia State (3/13/18)

CAREER STATS

Year	Avg.	GP	GS	AB	R	H	2B	3B	HR	RBI	TB	SLG%	BB	HBP	SO	GDP	OB%	SF	SH	SB	ATT	PO	A	E	FLD%
2018	.216	29	11	51	10	11	3	0	1	5	17	.333	3	0	16	0	.255	1	0	2	2	16	17	2	.943
2019	.212	32	19	66	10	14	2	1	2	9	24	.364	9	1	17	1	.316	0	0	1	2	35	3	0	1.000
TOTAL	.214	61	30	117	20	25	5	1	3	14	41	.350	12	1	33	1	.290	1	0	3	4	51	20	2	.973



26 DOUG NIKHAZY



QUICK HITS

CLASS	SOPHOMORE
POSITION	LEFT-HANDED PITCHER/OUTFIELD
HEIGHT/WEIGHT	5-10/205
BATS/THROWS	LEFT/LEFT
HOMETOWN	WINDERMERE, FLA.
PREV. SCHOOL	WEST ORANGE HS
MAJOR	POLITICAL SCIENCE
BIRTHDAY	AUGUST 11, 1999
CAREER HIGHS	

- IP (Start): 8.0, 2x, MR vs. Clemson (6/1/19)
- IP (Relief): 1.2, vs. Long Beach State (3/2/19)
- Strikeouts: 10, vs. Texas A&M (4/26/19)
- ER Allowed: 5, at Arkansas (6/9/19)
- Runs Allowed: 5, at Arkansas (6/9/19)
- Walks: 5, at Arkansas (3/31/19)
- Hits Allowed: 10, at Arkansas (6/9/19)

CAREER HIGHLIGHTS

Set Ole Miss freshman record with 86 strikeouts
 2019 USA Baseball Collegiate National Team
 2019 Freshman All-American (PG, CB)
 2019 Freshman All-SEC
 2019 SEC Freshman of the Week (Week 8, 11)

2019 (FRESHMAN)

Made 20 appearances and 14 starts ... Finished with 9-3 record and 3.31 ERA, the best among Rebel starters, over 89.2 innings of work ... Set Ole Miss freshman record with 86 strikeouts, breaking the mark of 81 set by Jeff Calhoun in 1977 and matched by Drew Pomeranz in 2008 ... Made Rebel debut against Arkansas State, going 1.0 innings with no runs allowed on two hits (2/20) ... Earned first career save at Tulane, throwing one perfect inning and striking out two to seal series victory (2/24) ... Earned first career win against Long Beach State, working 1.2 innings with one run allowed on three hits (3/2) ... Made first career start against ECU, going 5.0 innings with three runs allowed on four hits, walking one and striking out seven (3/6) ... Took a no-hitter into the seventh inning of first career SEC and first weekend start at Missouri, finishing with no runs allowed on two hits and two walks over 7.2 innings (3/23) ... Went 6.0 innings with one run allowed on seven hits and one walk, striking out six against Florida (4/6) ... Allowed three runs on five hits over 5.0 innings of work to earn win at Auburn (4/19) ... Struck out a career-high 10 and walked none, giving up two runs (one earned) over 7.0 innings against Texas A&M (4/26) ... Went 6.1 innings with one run allowed on five hits at LSU (5/4) ... Went a career-high 8.0 scoreless innings, allowing just three hits in SEC Tournament against Texas A&M (5/23) ... Struck out nine and allowed just one run

on four hits in NCAA Oxford Regional against Clemson (6/1) ... Earned ninth win of the season, allowing five runs over 5.0 innings with eight strikeouts and just one walk in Fayetteville Super Regional at Arkansas (6/9).

HIGH SCHOOL

Lettered all four years at West Orange High in Windermere, Fla., under head coach Jessie Marlo ... Played right field and pitched ... Was a two-time district champion in 2016 and 2017 that included a trip to the state final four in 2017 ... Was a member of the USA Baseball team in 2015.

PERSONAL

Full name is Douglas Samuel Nikhazy ... Son of Jill Bare and Brad Nikhazy ... Born August 11, 1999 ... Has one brother, TJ, and one sister, Amanda ... Was Student Body President of West Orange High ... Was 12th man President and a national debater in high school ... Was a coordinator of West Orange dance marathon that raised \$80,000 for a children's miracle network ... Majoring in political science.

CAREER STATS

Year	ERA	W	L	App	GS	CG	SHO	CBO	SV	IP	H	R	ER	BB	SO	2B	3B	HR	BF	B/Avg	WP	HBP	BK	SFA	SHA
2019	3.31	9	3	20	14	0	0	2	1	89.2	78	34	33	33	86	16	0	10	374	.237	5	8	0	3	1
TOTAL	3.31	9	3	20	14	0	0	2	1	89.2	78	34	33	33	86	16	0	10	374	.237	5	8	0	3	1



TAYLOR BROADWAY 27

CAREER HIGHLIGHTS

2019 SEC Academic Honor Roll

2019 (JUNIOR)

Made 15 relief appearances ... Made Rebel debut against Wright State (2/16) ... Tossed 2.0 scoreless innings with one hit allowed and three strikeouts vs. UT Martin (2/26) ... Set career-high with 3.0 innings pitched, allowing no runs on one hit and striking out one against Long Beach State (3/2) ... Threw one flawless inning, striking out three to contribute to program's first combined no-hitter against Arkansas-Pine Bluff (3/20) ... Threw 2.1 scoreless innings at Memphis (3/25) ... Allowed one run on one hit over 2.0 innings in win over Texas A&M (4/26) ... Tossed two perfect innings in NCAA Oxford Regional against Jacksonville State, allowing no baserunners and striking out one (5/31).

JUNIOR COLLEGE

Earned the distinction of National Champion and World Series MVP in the 2017 DIII NJCAA World Series after a tremendous postseason

run in 2017 ... Was a multi-dimensional player as both a pitcher and hitter, with a .362 batting average in the year leading up to the World Series, as well as just one run allowed through 13 innings on the mound ... Named the 2017 NJCAA DIII Player of the Year, as well as 1st team All-American and Academic All-American ... Hit .294 with nine home runs as a sophomore ... Threw 23.1 innings with a 3.47 ERA.

HIGH SCHOOL

Lettered twice at Cypress Christian School in Cypress, Texas under head coach David Swan ... Played around the middle infield at third and second base as well as serving as a pitcher ... Earned First team All-District and Third team All-State while with the Warriors.

PERSONAL

Full name is Taylor Anthony Broadway ... Son of professional bowler Danny Broadway and wife Adora ... Born April 8, 1997 ... Has one brother, Dylan ... General studies major ... Projected May 2020 graduate.



QUICK HITS

CLASS	SENIOR
POSITION	RIGHT-HANDED PITCHER
HEIGHT/WEIGHT	5-11/205
BATS/THROWS	RIGHT/RIGHT
HOMETOWN	CYPRESS, TEXAS
PREV. SCHOOL	TYLER JC
MAJOR	GENERAL STUDIES
BIRTHDAY	APRIL 8, 1997

CAREER HIGHS

- ▶ IP (Start): --
- ▶ IP (Relief): 3.0, 2x, MR vs. UAB (3/8/19)
- ▶ Strikeouts: 3, 5x, MR vs. Florida (4/6/19)
- ▶ ER Allowed: 3, 3x, MR vs. Florida (4/6/19)
- ▶ Runs Allowed: 3, 4x, MR at LSU (5/5/19)
- ▶ Walks: 2, vs. Wright State (2/16/19)
- ▶ Hits Allowed: 5, 2x, MR vs. Florida (4/6/19)



CAREER STATS

Year	ERA	W	L	App	GS	CG	SHO	CBO	SV	IP	H	R	ER	BB	SO	2B	3B	HR	BF	B/Avg	WP	HBP	BK	SFA	SHA
2019	6.56	1	0	15	0	0	0	1	0	23.1	32	18	17	3	23	7	1	5	104	.327	3	1	0	1	1
TOTAL	6.56	1	0	15	0	0	0	1	0	23.1	32	18	17	3	23	7	1	5	104	.327	3	1	0	1	1



28 AUSTIN MILLER

**QUICK HITS**

CLASS	SENIOR
POSITION	RIGHT-HANDED PITCHER
HEIGHT/WEIGHT	6-7/210
BATS/THROWS	RIGHT/RIGHT
HOMETOWN	NORTH LIBERTY, IOWA
PREV. SCHOOL	KIRKWOOD CC
MAJOR	GENERAL STUDIES
BIRTHDAY	JANUARY 22, 1998

CAREER HIGHS

- ▶ IP (Start): --
- ▶ IP (Relief): 4.0, vs. Long Beach State (3/1/19)
- ▶ Strikeouts: 6, vs. Vanderbilt (5/26/19)
- ▶ ER Allowed: 4, at Arkansas State (5/18/18)
- ▶ Runs Allowed: 4, 2x, MR vs. MSU (5/12/19)
- ▶ Walks: 4, vs. Vanderbilt (5/26/19)
- ▶ Hits Allowed: 4, at Arkansas (6/10/19)

CAREER HIGHLIGHTS

Set program record for relief appearances (32)

Set program record for appearances (32)

2019 (JUNIOR)

Made a program record 32 relief appearances ... Finished with 5-3 record and 3.15 ERA, the best among qualifying pitchers ... Totaled 54.1 innings of work ... Had 27 appearances with one run allowed or fewer ... Made 2019 debut against Wright State, going 3.1 innings with one run allowed on three hits ... Earned first career win at Tulane, going 1.2 innings with no runs allowed on two hits (2/22) ... Threw a career-high 4.0 innings, allowing no runs on one hit and no walks, striking out three against Long Beach State (3/1) ... Tossed three scoreless innings with no runs or hits and one walk allowed, striking out three against ECU (3/6) ... Threw 2.1 scoreless innings with no hits allowed against UAB (3/10) ... Earned second career win at Arkansas, going 2.1 innings with no runs allowed on one hit, walking none and striking out four (3/30) ... Turned in five straight scoreless outings from April 9 through April 20, spanning 9.1 innings ... Talled third career win against Southern Miss, allowing no runs on one hit, walking one and striking out three in 1.2 innings of work (4/9) ... Worked 2.0 key innings with no runs allowed on one hit and one walk against Texas A&M (4/27) ... Threw in all three games at LSU, working a combined 3.0 innings with two runs allowed on two hits with one walk and one strikeout, earning his fourth career win in Game 3 ... Made three appearances in 2019 SEC Tournament, including 1.2 scoreless innings of work against Arkansas to earn fifth win of the season (5/24) ... Turned in 2.2 innings of work in SEC Tournament Championship game against Vanderbilt with one run allowed on six hits, striking out a career-high six along the way (5/26).

2018 (SOPHOMORE)

Made 12 relief appearances with a 4.02 ERA over 15.2 innings of work ... Allowed eight runs, seven earned, on 13 hits and three walks with 22 strikeouts ... Gave up one run on three hits in 2.0 innings in

Rebel debut against Memphis (2/20) ... Allowed one unearned run, striking out three in one inning against Murray State (2/27) ... Worked 2.0 flawless innings, striking out four against Eastern Illinois (3/9) ... Gave up one hit in scoreless appearance, striking out two in 0.2 innings at Georgia State (3/14) ... Struck out two in one perfect inning of work at Memphis (4/4) ... Went 2.1 innings, allowing no runs and no hits against Southern Miss (4/10) ... Gave up one hit and allowed no runs in 0.2 innings in first SEC appearance at Vanderbilt (4/15) ... Yielded just one hit over 1.1 innings against Arkansas Pine Bluff (5/2) ... Struck out two and allowed no runs on one hit in 2.1 innings at South Carolina (5/4) ... Fanned two in 0.2 innings, allowing no runs on no hits in SEC Tournament against Auburn (5/25).

JUNIOR COLLEGE

Third on the team with 50.1 IP making 10 starts ... Went 5-4 on the mound in 13 overall appearances ... Struck out 55 and allowed just 21 walks.

HIGH SCHOOL

Attended Iowa City West High School where he was a two-year letterwinner under head coach Charlie Stumpf ... Rated the No. 43 overall player and No. 12 pitcher in the state of Iowa by Perfect Game ... Finished with a 19-5 record across 157.3 innings pitched in high school ... Struck out 129 and held opposing hitters to a .231 clip ... Named first team all-conference, all-district, all-state, and a 2016 All-Star following a 10-2 senior season where he totaled a 1.91 ERA ... Also earned first team all-conference and all-district honors following a 9-3 record in 2015.

PERSONAL

Full name is Austin James Miller ... Son of Mike and Stacy Miller ... Born January 22, 1998 ... General studies major ... Projected August 2020 graduate.

CAREER STATS

Year	ERA	W	L	App	GS	CG	SHO	CBO	SV	IP	H	R	ER	BB	SO	2B	3B	HR	BF	B/Avg	WP	HBP	BK	SFA	SHA
2018	4.02	0	0	12	0	0	0	2	0	15.2	13	8	7	3	22	3	1	2	63	.217	1	0	0	0	0
2019	3.15	5	3	32	0	0	0	1	2	54.1	40	21	19	25	62	7	1	4	228	.207	5	2	0	4	4
TOTAL	3.34	5	3	44	0	0	0	3	2	70.0	53	29	26	28	84	10	2	6	291	.209	6	2	0	4	4



BRADEN FORSYTH 29

JUNIOR COLLEGE

Attended Meridian Community College in Meridian, Miss. for one season ... Named to the 2019 MACJC All-State First Team ... Finished his only year in junior college with a 5-1 record, 2.58 ERA and 79 Ks.

PERSONAL

Full name is Braden Huston Forsyth ... Son of Pam and Denver Forsyth ... Born on May 9, 2000 ... General studies major.

HIGH SCHOOL

Attended Magnolia Heights High School in Senatobia, Miss. and played for head coach Chris McMinn ... Five-time state champion in high school ... Named the 2018 MAIS Player and Pitcher of the Year ... Recipient of the Colby Mason Award.




QUICK HITS

CLASS	SOPHOMORE
POSITION	RIGHT-HANDED PITCHER
HEIGHT/WEIGHT	6-3/205
BATS/THROWS	RIGHT/RIGHT
HOMETOWN	COLDWATER, MISS.
PREV. SCHOOL	MERIDIAN CC
MAJOR	GENERAL STUDIES
BIRTHDAY	MAY 9, 2000



31 BEN GILBERT



QUICK HITS

CLASS	FRESHMAN
POSITION	LEFT-HANDED PITCHER/OUTFIELD
HEIGHT/WEIGHT	5-11/175
BATS/THROWS	LEFT/LEFT
HOMETOWN	BABSON PARK, FLA.
PREV. SCHOOL	LAKE WALES HS
MAJOR	EXERCISE SCIENCE
BIRTHDAY	FEBRUARY 28, 2000

HIGH SCHOOL

Four-year letterwinner at Lake Wales High School in Babson Park, Fla., under head coach Don Bridges ... Was a two-way player in high school with career batting average over .400 and career ERA of 2.21 ... No. 237 prospect in the nation (Perfect Game) ... 2019 World Showcase, top prospect list ... 2019 Preseason All-Region First Team (Perfect Game) ... 2018/17 Preseason Underclassmen All-American Honorable Mention (Perfect Game) ... 2019 FACA All-Star, 6A Player of the Year ... Hit .506 as a senior, and also pitched to a 0.93 ERA ... Finished junior and senior seasons with an ERA under 1.00 ... Completed

all four years of high school with a batting average above .345.

PERSONAL

Full name is Benjamin Michael Gilbert ... Son of Jennifer and Randal Gilbert ... Born on February 28, 2000 ... Exercise science major.





CAM FISHER 32


HIGH SCHOOL

Four-year letterwinner at Hardin Valley Academy in Knoxville, Tenn. under head coach Tyler Roach ... Helped lead his team to a District Championship in 2016 and a Region Championship in 2019 ... Named the offensive MVP of his district in 2019 after hitting to a .364 average with nine HR and 38 RBI ... Named to 2019 and 2017 All-District Teams, and 2019 All-Region Team ... 2019 Perfect Game Preseason All-Southeast Region Honorable Mention ... 2018/17 Perfect Game Preseason Underclassmen All-American High Honorable Mention ... Finished all four years with batting average above .300, and finished

high school career with 18 HR.

PERSONAL

Full name is Cameron James Fisher ... Son of Heidi and Chip Fisher ... Born on June 12, 2001 ... Exercise science major.



QUICK HITS

CLASS	FRESHMAN
POSITION	UTILITY
HEIGHT/WEIGHT	6-2/210
BATS/THROWS	LEFT/RIGHT
HOMETOWN	KNOXVILLE, TENN.
PREV. SCHOOL	HARDIN VALLEY ACADEMY
MAJOR	EXERCISE SCIENCE
BIRTHDAY	JUNE 12, 2001



33 BEN VAN CLEVE



QUICK HITS

CLASS	JUNIOR
POSITION	INFIELD
HEIGHT/WEIGHT	6-3/260
BATS/THROWS	RIGHT/RIGHT
HOMETOWN	INDIANOLA, MISS.
PREV. SCHOOL	NORTHWEST MISSISSIPPI CC
MAJOR	SPORT & RECREATION ADMIN.
BIRTHDAY	JULY 22, 1999

JUNIOR COLLEGE

Attended Northwest Mississippi Community College for two years and played under head coach Mark Carson ... Named Team Captain of the Rangers ... Triple Crown winner last season (leading team in BA, HR, and RBI) ... First-Team All-MACJC in 2019 ... 2019 NCAA Second Team All-American ... As a sophomore, hit .375 with 13 doubles, 14 HR, 47 RBI, and a .719 slugging percentage ... Outstanding student at Northwest, named to the President's List Honor Roll, named Most Outstanding Business Student, and a member of Phi Theta Kappa Honors Society.

HIGH SCHOOL

Five-year letterwinner at Indianola Academy in Indianola, Miss. under head coach Clete Putnam ... Also played football and basketball for four years ... Named Team MVP three

different years (2013, 2015, 2017) ... 2017 MAIS All-Star ... Named a member of MAIS All-Conference Team all five years of high school career ... MAIS All-State Team (2015-2017) ... Named MVP and led East Coast Sox to WWBA 2016 National Championship ... Ranked the No. 1 first baseman in state of Mississippi, 2016-17 ... Finished senior season with .518 batting average ... Career batting average of .440.

PERSONAL

Full name is Bennett Richards Van Cleve ... Son of Seldon and Michelle Van Cleve ... Has two brothers, Woods and Whit ... Born on July 22, 1999 ... Sport and Recreation Administration major ... Grandfather, Gene Van Cleve inducted into M-Club after stellar career with the Ole Miss golf team ... Cousin, Dan Van Cleve, played professional baseball with the Texas Rangers.





TYLER MYERS 34

CAREER HIGHLIGHTS

2019 SEC Academic Honor Roll

2019 (JUNIOR)

Made 23 relief appearances, the third-most relief appearances on the team ... Finished with 2-0 record and 4.97 ERA over 38.0 innings of work ... Gave up 21 runs on 41 hits and nine walks with 34 strikeouts ... Made Rebel debut against Arkansas State, going 1.0 innings with no runs allowed on one hit, walking one and striking out two (2/20) ... Threw a total of 3.0 innings over two appearances at Tulane, giving up one run on four hits, walking one and striking out three (2/23-24) ... Worked four straight scoreless innings from March 13-31, totaling 10.0 innings of work with four hits and no walks allowed, striking out nine ... Made SEC debut against Alabama, throwing one perfect inning (3/16) ... Earned first career win at Memphis, tossing 3.0 scoreless innings with just one hit allowed and three strikeouts (3/26) ... Earned first career save in following outing at Arkansas, working 4.0 innings with no runs allowed on two hits, walking none and striking out a career-high four in series finale (3/31) ... Notched second career win in following outing against Florida, going a career-high 5.1 innings with two runs allowed on two hits, walking none and tying career-high with four strikeouts (4/5) ... Turned in five straight scoreless appearances from May 11-May 21 ... Threw 2.0 scoreless innings with one hit allowed in series finale victory at Tennessee (5/18) ... Struck out all three batters he faced in SEC Tournament win over Missouri (5/21).

JUNIOR COLLEGE


Played for two years at Paris Junior College under head coach Clay Cox ... Went 39.2 innings in 2018 with a 2.49 ERA and 35 strikeouts before he was named to the 2018 NJCAA Texas / New Mexico All-Star game ... Was a 2nd team All-Conference pitcher in 2017.

HIGH SCHOOL

Lettered three years at J. Frank Dobie High School in Houston, Texas under head coach Miguel Torres ... Played shortstop and pitched with the Longhorns ... Was named 1st team All-District pitcher and team MVP in 2015 before being selected to play in the Houston Area Baseball All-Star game.

PERSONAL

Full name is Tyler Matthew Myers ... Son of Rebecca and Don Myers, Jr. ... Born August 28, 1998 ... Has two sisters, Melissa and Stephanie ... Majoring in Exercise Science ... Projected August 2020 graduate.



QUICK HITS

CLASS	SENIOR
POSITION	RIGHT-HANDED PITCHER
HEIGHT/WEIGHT	6-1/190
BATS/THROWS	RIGHT/RIGHT
HOMETOWN	HOUSTON, TEXAS
PREV. SCHOOL	PARIS JC
MAJOR	EXERCISE SCIENCE
BIRTHDAY	AUGUST 28, 1998
CAREER HIGHS	

- ▶ IP (Start): --
- ▶ IP (Relief): 5.1, vs. Florida (4/5/19)
- ▶ Strikeouts: 4, 2x, MR vs. Florida (4/5/19)
- ▶ ER Allowed: 5, vs. Vanderbilt (5/26/19)
- ▶ Runs Allowed: 5, vs. Vanderbilt (5/26/19)
- ▶ Walks: 1, 9x, MR, at Arkansas (6/8/19)
- ▶ Hits Allowed: 5, vs. Vanderbilt (5/26/19)

CAREER STATS

Year	ERA	W	L	App	GS	CG	SHO	CBO	SV	IP	H	R	ER	BB	SO	2B	3B	HR	BF	B/Avg	WP	HBP	BK	SFA	SHA
2019	4.97	2	0	23	0	0	0	0	1	38.0	41	21	21	9	34	6	1	9	157	.291	0	1	0	3	3
TOTAL	4.97	2	0	23	0	0	0	0	1	38.0	41	21	21	9	34	6	1	9	157	.291	0	1	0	3	3



35 KEVIN GRAHAM

**QUICK HITS**

CLASS	SOPHOMORE
POSITION	INFIELD/OUTFIELD
HEIGHT/WEIGHT	6-0/190
BATS/THROWS	LEFT/RIGHT
HOMETOWN	O'FALLON, MO.
PREV. SCHOOL	WESTMINSTER CHRISTIAN
MAJOR	MANAGERIAL FINANCE
BIRTHDAY	AUGUST 12, 1999

CAREER HIGHS

- Runs: 3, at LSU (5/5/19)
- Hits: 2, 7x, MR vs. Jacksonville State (6/2/19)
- Home Runs: 1, 10x, MR vs. Clemson (6/1/19)
- RBI: 4, 2x, MR vs. UAPB (3/20/19)
- Walks: 2, vs. UAB (3/9/19)
- Stolen Bases: --
- Assists: 3, 2x, MR at LSU (5/3/19)

CAREER HIGHLIGHTS

2019 Freshman All-American
2019 SEC Academic Honor Roll

2019 (FRESHMAN)

Appeared in 55 games, starting 38 (20 at first base, 18 at DH) ... Named Freshman All-American by Collegiate Baseball ... Finished with .250 batting average, tallying 38 hits, including seven doubles, a triple and 10 home runs, four shy of the single-season freshman record ... Scored 28 runs and drove in 37 ... Notched team's third-best slugging percentage at .507 ... Made Rebel debut against Arkansas State (2/20) ... Made first career start against UAB, hit a home run for first career hit, going 2-for-4 with four RBI (3/8) ... Went 1-for-3 with a double, a run scored and two walks against UAB (3/9) ... Hit first career triple as part of 2-for-3 day at Louisville (3/12) ... Homered, drove in four runs, going 2-for-3 against Arkansas-Pine Bluff (3/20) ... Went on eight-game hitting streak from March 26 - April 6 ... Homered in back-to-back games at Arkansas (3/31) and against North Alabama (4/2) ... Hit pinch-hit home run against Kentucky (4/14) ... Went 2-for-3 with an RBI at Auburn (4/19) ... Homered in back-to-back games in LSU series ... Drove in three runs in Game 2 of LSU series (5/4) ... Went 2-for-6 with three runs scored, two RBI, a double and a home run in Game 3 at LSU (5/5) ... Went on 10-game hitting streak starting with LSU series and going through end of regular season ... Went 2-for-5 with two runs scored, three RBI and a home run at Arkansas State (5/14) ... Homered in win over Arkansas in SEC Tournament (5/24) ... Went 1-for-2 with a double, two RBI and a run scored in NCAA Oxford Regional win over Jacksonville State (5/31) ... Homered in NCAA Oxford Regional win over Clemson (6/1) ...

Scored two runs, went 1-for-2 with a walk in NCAA Oxford Regional championship game win over Jacksonville State (6/2) ... Scored a run, went 1-for-4 in Fayetteville Super Regional win over Arkansas (6/9).

HIGH SCHOOL

Lettered three times at Westminster Christian Academy in Town and Country, Mo., under head coach Dan Petke ... Named 1st team All-Metro, Conference Player of the Year, and USA Today 1st team All-Missouri in 2018 after a senior season that saw Graham go .415 at the plate with nine homers and 52 RBI ... Named 1st team All-State and 1st team All-Metro in 2017 after a junior season with a .396 batting average, six home runs, and 41 RBI.

PERSONAL

Full name is Kevin Patrick Graham ... Son of Kevin and Susanne Graham ... Born August 12, 1999 ... Has one sister, Katelynn ... Grandfather, Cal Neeman, played for the Chicago Cubs ... Majoring in managerial finance.

CAREER STATS

Year	Avg.	GP	GS	AB	R	H	2B	3B	HR	RBI	TB	SLG%	BB	HBP	SO	GDP	OB%	SF	SH	SB	ATT	PO	A	E	FLD%
2019	.250	55	38	152	28	38	7	1	10	34	77	.507	14	4	43	3	.324	3	0	0	0	141	17	3	.981
TOTAL	.250	55	38	152	28	38	7	1	10	34	77	.507	14	4	43	3	.324	3	0	0	0	141	17	3	.981



LOGAN SAVELL 38

2019 (FRESHMAN)


Redshirted.

HIGH SCHOOL

Multi-year letterman at Madison Central High School in Madison, Miss., under head coach Patrick Robey ... Helped deliver a state championship to the Jaguars in 2016 ... Was named a member of the All-District teams in both 2017 and 2018 ... Compiled 14 wins with Madison Central and a career 2.31 ERA in 84.2 innings pitched.

PERSONAL

Full name is Logan Grant Savell ... Son of Chris and Tammy Savell ... Born October 18, 1999 ... Has one brother, Dalton ... Majoring in sport and recreation administration.



QUICK HITS

CLASS	RS FRESHMAN
POSITION	RIGHT-HANDED PITCHER
HEIGHT/WEIGHT	6-4/190
BATS/THROWS	RIGHT/RIGHT
HOMETOWN	MADISON, MISS.
PREV. SCHOOL	MADISON CENTRAL HS
MAJOR	SPORT & RECREATION ADMIN.
BIRTHDAY	OCTOBER 18, 1999



39 CADE SAMMONS



QUICK HITS

CLASS	FRESHMAN
POSITION	OUTFIELD
HEIGHT/WEIGHT	5-10/175
BATS/THROWS	LEFT/LEFT
HOMETOWN	JACKSON, TENN.
PREV. SCHOOL	UNIVERSITY SCHOOL OF JACKSON
MAJOR	EXERCISE SCIENCE
BIRTHDAY	MAY 5, 2000


HIGH SCHOOL

Four-year letterwinner at the University School of Jackson in Jackson, Tenn., under head coach Jack Peel ... Inducted into the University School of Jackson Hall of Fame for stellar career on baseball field and in classroom ... Named the No. 28 prospect, No. 6 outfielder in Tennessee ... Helped lead his team to a 2017 State Championship Runner-Up finish and 2018 District and Region Championship ... Named a member of the 2017, 2018 and 2019 All-Region Teams ... 2018 All-State baseball player (Tenn. Sports Writers Association) ... 2019 All-West Tenn. Baseball First-Team (The Jackson Sun) ... Outstanding student as well,

as member of the National Honors Society, National English Honor Society, and recipient of Chemistry Outstanding Achievement Award, American Government Outstanding Achievement Award and Physics Outstanding Achievement Award.

PERSONAL

Full name is Cade Sellars Sammons ... Son of Jennifer and Jason Sammons ... Born on May 5, 2000 ... Exercise science major.





COLE BAKER 43

HIGH SCHOOL

Two-year letterwinner at Hoover High School in Hoover, Ala., under head coach Adam Moseley ... 2019 Perfect Game All-Southeast Region Honorable Mention ... 2018 Preseason Underclassmen All-American Honorable Mention ... Pitched to a 2-1 record as a junior before being injured ... Finished with a 4-3 record and a 1.72 ERA as a senior.

PERSONAL

Full name is Kenneth Norton Baker IV ... Son of Julie and Ken Baker ... Born on April 16, 2001 ... General business major.



QUICK HITS

CLASS	FRESHMAN
POSITION	RIGHT-HANDED PITCHER
HEIGHT/WEIGHT	6-2/185
BATS/THROWS	RIGHT/RIGHT
HOMETOWN	HOOVER, ALA.
PREV. SCHOOL	HOOVER HS
MAJOR	GENERAL BUSINESS
BIRTHDAY	APRIL 16, 2001



48 JERRION EALY



CAREER HIGHLIGHTS

2019 MLB Draft Pick (Round 31 - Arizona Diamondbacks)

HIGH SCHOOL

Three-year letterwinner at Jackson Prep High School in Jackson, Miss. ... 2019 MLB Draft Pick (Round 31 — Arizona Diamondbacks) ... 2018 Under Armour All-American ... Rated No. 1 prospect in Mississippi, No. 12 prospect in the nation ... 2019 Clarion Ledger All-State Team ... 2018 Perfect Game All-American Classic ... 2018 Perfect Game Preseason All-American First Team Underclassman ... Finished with a career batting average of .375 ... Was a consensus Top-100 prospect in football by all

major recruiting services ... Named a Clarion Ledger Dandy Dozen member as RB in high school ... Stellar two-sport athlete and starting running back for the Ole Miss football team ... Named freshman All-American by multiple outlets ... Led SEC in kick return average in 2019 ... Second in the SEC and fifth nationally in all-purpose yardage among freshmen ... Tallied second-most rushing yards by a freshman in school history.

PERSONAL

Full name is Jerrion Zawasky Ealy ... Son of Vanessa Simmons and Howard Ealy ... Born on August 19, 2000 ... General business major.



QUICK HITS

CLASS	FRESHMAN
POSITION	OUTFIELD
HEIGHT/WEIGHT	5-9/180
BATS/THROWS	RIGHT/RIGHT
HOMETOWN	WALNUT GROVE, MISS.
PREV. SCHOOL	JACKSON PREP
MAJOR	GENERAL BUSINESS
BIRTHDAY	AUGUST 19, 2000



WES BURTON 55

HIGH SCHOOL

Four-year letterwinner at Windward High School in Santa Monica, Calif., under head coach Nolan Flashman ... 2019 First Team All-League ... 2019 California All-Region First Team ... 2019 Preseason Underclassmen High Honorable Mention All-American ... Pitched to a 5-1 record in 2019 with a 1.19 ERA and 47 Ks.

PERSONAL

Full name is Wesley Paul Burton ... Son of Sabrina and Dayle Burton ... Born on December 17, 2000 ... General business major.



QUICK HITS

CLASS	FRESHMAN
POSITION	RIGHT-HANDED PITCHER
HEIGHT/WEIGHT	6-8/220
BATS/THROWS	RIGHT/RIGHT
HOMETOWN	SANTA MONICA, CALIF.
PREV. SCHOOL	WINDWARD SCHOOL
MAJOR	GENERAL BUSINESS
BIRTHDAY	DECEMBER 17, 2000



2019 OLE MISS BASEBALL OVERALL STATISTICS



Record: 41-27 Home: 25-9 Away: 11-15 Neutral: 5-3 SEC: 16-14

Player	avg	gp-gs	ab	r	h	2b	3b	hr	rbi	tb	slg%	bb	hp	so	gdp	ob%	sf	sh	sb-att	po	a	e	fld%
15 Grae Kessinger	.330	68-68	270	67	89	18	0	7	50	128	.474	41	11	35	9	.430	6	2	16-19	97	156	9	.966
2 Ryan Olenek	.329	60-60	234	44	77	14	1	1	33	96	.410	15	17	23	5	.404	4	4	10-15	138	7	1	.993
14 Cole Zabowski	.318	68-68	261	50	83	16	0	12	51	135	.517	21	4	60	5	.375	2	0	7-7	305	27	8	.976
6 Thomas Dillard	.310	68-68	242	61	75	10	2	14	61	131	.541	61	3	51	5	.450	3	0	14-18	166	9	4	.978
3 Anthony Servideo	.287	66-60	209	62	60	10	1	3	26	81	.388	48	4	55	1	.429	0	6	24-26	124	41	3	.982
10 Tyler Keenan	.285	68-68	253	39	72	7	2	15	66	128	.506	48	13	51	8	.420	3	0	2-3	46	94	6	.959
13 Cooper Johnson	.271	63-60	207	39	56	13	0	8	32	93	.449	29	6	44	2	.371	3	6	3-5	476	52	6	.989
35 Kevin Graham	.250	55-38	152	28	38	7	1	10	34	77	.507	14	4	43	3	.324	3	0	0-0	141	17	3	.981
1 Jacob Adams	.222	56-45	144	24	32	5	0	0	19	37	.257	27	6	37	4	.365	1	5	4-7	74	95	5	.971

44 Carl Gindl	.235	34-5	34	12	8	1	0	0	6	9	.265	4	0	9	0	.308	1	0	2-3	11	0	0	1.000
11 Chase Cockrell	.214	34-24	84	11	18	5	0	0	11	23	.274	14	4	39	0	.353	0	0	0-1	19	1	0	1.000
4 Knox Loper	.213	29-12	47	9	10	2	0	1	9	15	.319	5	1	10	0	.302	0	0	0-0	37	3	2	.952
25 Tim Elko	.212	32-19	66	10	14	2	1	2	9	24	.364	9	1	17	1	.316	0	0	1-2	35	3	0	1.000
8 Justin Bench	.200	14-3	15	3	3	0	0	0	4	3	.200	4	0	5	1	.368	0	1	0-0	12	12	1	.960
7 Josh Hall	.171	54-9	35	12	6	0	1	1	7	11	.314	6	1	7	0	.310	0	0	10-11	26	1	0	1.000
32 Michael Fitzsimmons	.154	32-5	39	4	6	0	0	0	1	6	.154	5	3	15	0	.298	0	0	0-0	34	4	0	1.000
19 Hunter Nabors	.000	1-0	1	0	0	0	0	0	0	0	.000	0	0	1	0	.000	0	0	0-0	0	0	0	.000
Totals	.282	68	2293	475	647	110	9	74	419	997	.435	351	78	502	44	.392	26	24	93-117	1786	581	53	.978
Opponents	.258	68	2270	338	586	129	6	59	317	904	.398	216	56	571	36	.334	26	31	33-54	1750	666	81	.968

LOB - Team (548), Opp (475). DPs turned - Team (46), Opp (57). CI - Team (0), Opp (1).

(All games Sorted by Earned run avg)

Player	era	w-l	app	gs	cg	sho	sv	ip	h	r	er	bb	so	2b	3b	hr	b/avg	wp	hp	bk	sfa	sha
12 Greer Holston	0.00	0-0	1	0	0	0/0	0	1.0	0	0	0	1	1	0	0	0	.000	0	1	0	0	0
41 Pierce Smith	0.00	0-0	1	0	0	0/1	0	1.0	0	0	0	1	1	0	0	0	.000	2	1	0	0	0
2 Ryan Olenek	1.50	0-0	7	0	0	0/0	2	6.0	3	1	1	3	6	1	0	0	.150	1	1	0	0	0
28 Austin Miller	3.15	5-3	32	0	0	0/1	2	54.1	40	21	19	25	62	7	1	4	.207	5	2	0	4	4
26 Doug Nikhazy	3.31	9-3	20	14	0	0/2	1	89.2	78	34	33	33	86	16	0	10	.237	5	8	0	3	1
20 Will Ethridge	3.39	7-7	17	16	0	0/1	0	93.0	87	45	35	24	73	18	0	3	.250	1	10	1	2	7
40 Houston Roth	3.67	1-1	21	4	0	0/0	1	41.2	47	24	17	17	47	13	0	2	.276	5	3	2	2	3
29 Max Cioffi	4.45	2-2	16	1	0	0/0	0	30.1	31	18	15	9	38	6	0	4	.263	1	2	0	0	1
18 Connor Green	4.81	3-2	19	0	0	0/0	0	24.1	27	14	13	11	24	11	1	1	.287	2	0	0	2	2
34 Tyler Myers	4.97	2-0	23	0	0	0/0	1	38.0	41	21	21	9	34	6	1	9	.291	0	1	0	3	3
24 Zack Phillips	4.99	4-3	19	13	0	0/1	0	61.1	62	39	34	25	52	19	0	6	.256	5	8	0	3	2
17 Gunnar Høglund	5.29	3-3	17	16	0	0/0	0	68.0	77	45	40	14	53	14	1	7	.282	2	7	0	3	2
65 Parker Caracci	6.12	3-3	24	0	0	0/3	11	32.1	28	26	22	19	38	4	0	5	.241	7	4	0	2	3
27 Taylor Broadway	6.56	1-0	15	0	0	0/1	0	23.1	32	18	17	3	23	7	1	5	.327	3	1	0	1	1
21 Jordan Fowler	6.87	1-0	9	4	0	0/0	0	18.1	16	17	14	12	18	6	0	1	.235	1	4	0	0	1
22 Kaleb Hill	7.71	0-0	14	0	0	0/1	0	11.2	15	11	10	8	14	1	1	1	.306	2	3	0	1	1
58 Ray Falk	36.00	0-0	2	0	0	0/0	0	1.0	2	4	4	2	1	0	0	1	.400	0	0	0	0	0
Totals	4.46	41-27	68	68	0	4/4	18	595.1	586	338	295	216	571	129	6	59	.258	42	56	3	26	31
Opponents	6.23	27-41	68	68	1	2/1	12	583.1	647	475	404	351	502	110	9	74	.282	97	78	10	26	24

PB - Team (13), C. Johnson 10, T. Dillard 2, K. Loper 1, Opp (12). Pickoffs - Team (9), W. Ethridge 3, C. Johnson 2, P. Caracci 1, J. Fowler 1, H. Roth 1, G. Høglund 1, Opp (9).



2019 OLE MISS BASEBALL CONFERENCE STATISTICS



Record: 16-14 Home: 9-6 Away: 7-8 SEC: 16-14

Player	avg	gp-gs	ab	r	h	2b	3b	hr	rbi	tb	slg%	bb	hp	so	gdp	ob%	sf	sh	sb-att	po	a	e	fld%
15 Grae Kessinger	.405	30-30	126	27	51	10	0	3	26	70	.556	13	4	12	5	.472	1	0	7-9	34	73	4	.964
14 Cole Zabowski	.333	30-30	114	19	38	8	0	7	21	67	.588	14	0	31	2	.406	0	0	4-4	81	5	3	.966
10 Tyler Keenan	.286	30-30	112	19	32	3	1	5	20	52	.464	27	3	22	5	.437	0	0	2-2	15	43	2	.967
13 Cooper Johnson	.284	30-30	102	19	29	3	0	4	16	44	.431	13	2	26	0	.373	1	3	2-3	246	27	4	.986
2 Ryan Olenek	.277	24-24	94	12	26	5	0	0	12	31	.330	3	5	9	2	.327	2	3	3-6	58	0	0	1.000
6 Thomas Dillard	.273	30-30	110	21	30	5	1	2	18	43	.391	25	1	25	4	.406	2	0	5-7	67	1	3	.958
3 Anthony Servideo	.272	30-26	103	27	28	3	1	1	7	36	.350	10	3	23	0	.353	0	2	8-8	57	21	1	.987
35 Kevin Graham	.253	27-19	83	12	21	3	0	4	14	36	.434	2	1	21	1	.273	2	0	0-0	115	15	3	.977
1 Jacob Adams	.206	25-20	68	9	14	3	0	0	6	17	.250	10	2	22	4	.321	1	1	2-4	37	46	2	.976
32 Michael Fitzsimmons	.250	13-2	16	1	4	0	0	0	0	4	.250	0	1	8	0	.294	0	0	0-0	12	1	0	1.000
44 Carl Gindl	.250	15-0	8	3	2	0	0	0	1	2	.250	1	0	4	0	.333	0	0	0-0	1	0	0	1.000
11 Chase Cockrell	.208	12-7	24	1	5	0	0	0	1	5	.208	2	0	11	0	.269	0	0	0-0	6	0	0	1.000
4 Knox Loposer	.200	13-7	25	3	5	1	0	0	4	6	.240	1	0	5	0	.231	0	0	0-0	6	2	0	1.000
7 Josh Hall	.130	22-8	23	3	3	0	1	0	4	5	.217	2	0	6	0	.200	0	0	4-5	16	1	0	1.000
25 Tim Elko	.063	8-5	16	1	1	0	0	0	1	1	.063	2	0	7	0	.167	0	0	0-0	10	0	0	1.000
8 Justin Bench	.000	3-2	6	1	0	0	0	0	0	0	.000	2	0	3	1	.250	0	0	0-0	11	4	0	1.000
Totals	.281	30	1030	178	289	44	4	26	151	419	.407	127	22	235	24	.369	9	9	37-48	788	262	24	.978
Opponents	.259	30	989	149	256	58	2	26	137	396	.400	93	24	257	19	.333	14	14	14-27	785	317	39	.966

LOB - Team (235), Opp (197). DPs turned - Team (21), Opp (28). CI - Team (0), Opp (1).

(SEC games only Sorted by Earned run avg)

Player	era	w-l	app	gs	cg	sho	sv	ip	h	r	er	bb	so	2b	3b	hr	b/avg	wp	hp	bks	sfa	sha
40 Houston Roth	1.02	0-0	9	1	0	0/0	0	17.2	17	6	2	8	23	6	0	0	.239	1	1	0	0	1
34 Tyler Myers	3.44	1-0	10	0	0	0/0	1	18.1	18	7	7	2	14	3	0	3	.277	0	0	0	2	3
26 Doug Nikhazy	3.44	5-2	10	9	0	0/1	0	52.1	45	21	20	19	49	9	0	7	.236	2	6	0	3	0
28 Austin Miller	3.65	2-2	15	0	0	0/1	0	24.2	16	10	10	11	30	4	0	3	.188	4	0	0	1	1
20 Will Ethridge	3.73	2-6	10	10	0	0/1	0	60.1	57	29	25	18	53	10	0	1	.257	1	8	0	1	7
29 Max Cioffi	3.86	0-0	5	0	0	0/0	0	9.1	5	4	4	2	12	2	0	1	.152	0	2	0	0	0
65 Parker Caracci	4.05	3-1	12	0	0	0/2	4	20.0	15	12	9	6	26	2	0	3	.208	5	2	0	1	1
2 Ryan Olenek	4.50	0-0	2	0	0	0/0	1	2.0	2	1	1	1	2	1	0	0	.250	1	0	0	0	0
22 Kaleb Hill	5.40	0-0	3	0	0	0/0	0	1.2	2	1	1	0	2	0	0	0	.286	0	1	0	0	0
17 Gunnar Hoglund	5.87	2-2	9	9	0	0/0	0	38.1	41	27	25	10	32	8	1	3	.272	1	3	0	2	0
27 Taylor Broadway	10.12	0-0	6	0	0	0/0	0	8.0	15	10	9	0	9	4	1	3	.405	0	1	0	1	0
18 Connor Green	15.63	0-1	8	0	0	0/0	0	6.1	15	12	11	8	3	6	0	1	.517	1	0	0	2	1
24 Zack Phillips	17.18	1-0	5	1	0	0/0	0	3.2	8	9	7	8	2	3	0	1	.444	0	0	0	1	0
Totals	4.49	16-14	30	30	0	2/2	6	262.2	256	149	131	93	257	58	2	26	.259	16	24	0	14	14
Opponents	4.95	14-16	30	30	1	2/1	9	261.2	289	178	144	127	235	44	4	26	.281	31	22	3	9	9

PB - Team (4), C. Johnson 4, Opp (7). Pickoffs - Team (5), W. Ethridge 2, C. Johnson 1, P. Caracci 1, G. Hoglund 1, Opp (4).

2019 OLE MISS BASEBALL
GAME-BY-GAME RESULTS

Date	Opponent		Score	Inns	Overall	SEC	Pitcher of record	Attend	Time
Feb 15, 2019	WRIGHT STATE	W	10-1	9	1-0-0	0-0-0	W. Ethridge (W 1-0)	8832	3:06
Feb 16, 2019	WRIGHT STATE	L	5-9	9	1-1-0	0-0-0	Z. Phillips (L 0-1)	8802	3:39
Feb 20, 2019	ARKANSAS STATE	W	15-3	9	2-1-0	0-0-0	H. Roth (W 1-0)	7848	3:31
Feb 22, 2019	at Tulane	W	6-4	9	3-1-0	0-0-0	A. Miller (W 1-0)	2424	3:19
Feb 23, 2019	at Tulane	L	12-13	9	3-2-0	0-0-0	P. Caracci (L 0-1)	2319	3:23
Feb 24, 2019	at Tulane	W	6-3	9	4-2-0	0-0-0	C. Green (W 1-0)	2515	2:58
Feb 26, 2019	UT MARTIN	W	12-6	9	5-2-0	0-0-0	C. Green (W 2-0)	8414	3:08
Mar 01, 2019	LONG BEACH STATE	W	7-2	9	6-2-0	0-0-0	W. Ethridge (W 2-0)	8788	3:09
Mar 02, 2019	LONG BEACH STATE-1	W	7-6	9	7-2-0	0-0-0	D. Nikhazy (W 1-0)	9449	3:33
Mar 02, 2019	LONG BEACH STATE-2	W	5-3	9	8-2-0	0-0-0	T. Broadway (W 1-0)	9449	3:19
Mar 05, 2019	LITTLE ROCK	W	11-8	9	9-2-0	0-0-0	M. Cioffi (W 1-0)	7574	3:55
Mar 06, 2019	#14 ECU	L	2-3	9	9-3-0	0-0-0	D. Nikhazy (L 1-1)	7701	2:38
Mar 08, 2019	UAB	W	15-9	9	10-3-0	0-0-0	W. Ethridge (W 3-0)	7844	3:37
Mar 09, 2019	UAB	W	13-4	9	11-3-0	0-0-0	Z. Phillips (W 1-1)	8059	3:19
Mar 10, 2019	UAB	W	2-1	9	12-3-0	0-0-0	C. Green (W 3-0)	8414	3:12
Mar 12, 2019	at #7 Louisville	L	3-4	(10)	12-4-0	0-0-0	C. Green (L 3-1)	1196	3:00
Mar 13, 2019	at #7 Louisville	L	8-10	9	12-5-0	0-0-0	H. Roth (L 0-1)	1397	3:33
* Mar 15, 2019	ALABAMA	W	1-0	9	13-5-0	1-0-0	W. Ethridge (W 4-0)	8507	2:52
* Mar 16, 2019	ALABAMA	L	6-8	9	13-6-0	1-1-0	D. Nikhazy (L 1-2)	9016	3:44
* Mar 17, 2019	ALABAMA	W	12-2	9	14-6-0	2-1-0	G. Hoglund (W 1-0)	8667	3:07
Mar 19, 2019	ARKANSAS-PINE BLUFF	W	12-2	8	15-6-0	2-1-0	J. Fowler (W 1-0)	8987	2:29
Mar 20, 2019	ARKANSAS-PINE BLUFF	W	25-0	7	16-6-0	2-1-0	Z. Phillips (W 2-1)	8409	2:48
* Mar 22, 2019	at Mizzou	L	1-2	9	16-7-0	2-2-0	W. Ethridge (L 4-1)	1086	3:03
* Mar 23, 2019	at Mizzou	W	3-0	9	17-7-0	3-2-0	D. Nikhazy (W 2-2)	809	2:43
* Mar 24, 2019	at Mizzou	L	5-8	9	17-8-0	3-3-0	C. Green (L 3-2)	880	3:20
Mar 26, 2019	at Memphis	W	9-6	9	18-8-0	3-3-0	T. Myers (W 1-0)	1674	3:58
* Mar 29, 2019	at #8 Arkansas	L	3-5	9	18-9-0	3-4-0	W. Ethridge (L 4-2)	10251	3:03
* Mar 30, 2019	at #8 Arkansas	W	4-3	9	19-9-0	4-4-0	A. Miller (W 2-0)	9642	2:51
* Mar 31, 2019	at #8 Arkansas	W	10-5	9	20-9-0	5-4-0	Z. Phillips (W 3-1)	8433	3:39
Apr 02, 2019	NORTH ALABAMA	L	6-10	9	20-10-0	5-4-0	M. Cioffi (L 1-1)	12081	3:29
* Apr 05, 2019	#16 FLORIDA	W	12-4	9	21-10-0	6-4-0	T. Myers (W 2-0)	11026	3:00
* Apr 06, 2019	#16 FLORIDA-1	W	16-4	9	22-10-0	7-4-0	D. Nikhazy (W 3-2)	10220	3:27
* Apr 06, 2019	#16 FLORIDA-2	W	12-10	9	23-10-0	8-4-0	P. Caracci (W 1-1)	10220	4:18
Apr 09, 2019	vs Southern Miss	W	11-2	9	24-10-0	8-4-0	A. Miller (W 3-0)	4097	3:09
* Apr 12, 2019	KENTUCKY	W	8-2	9	25-10-0	9-4-0	W. Ethridge (W 5-2)	9491	2:53
* Apr 14, 2019	KENTUCKY-1	L	1-4	7	25-11-0	9-5-0	D. Nikhazy (L 3-2)	7978	2:36
* Apr 14, 2019	KENTUCKY-2	L	2-4	7	25-12-0	9-6-0	G. Hoglund (L 1-1)	7978	2:38
Apr 16, 2019	MEMPHIS	W	5-2	9	26-12-0	9-6-0	Z. Phillips (W 4-1)	8695	2:57
* Apr 18, 2019	at #23 Auburn	L	4-7	9	26-13-0	9-7-0	W. Ethridge (L 5-3)	3409	3:07
* Apr 19, 2019	at #23 Auburn	W	5-3	9	27-13-0	10-7-0	D. Nikhazy (W 4-3)	3100	3:34
* Apr 20, 2019	at #23 Auburn	L	5-6	(10)	27-14-0	10-8-0	P. Caracci (L 1-2)	3614	3:09
Apr 23, 2019	vs #8 Mississippi State	L	1-8	9	27-15-0	10-8-0	Z. Phillips (L 4-2)	8638	3:30
* Apr 25, 2019	#6 TEXAS A&M	W	5-4	(11)	28-15-0	11-8-0	P. Caracci (W 2-2)	7889	3:59
* Apr 26, 2019	#6 TEXAS A&M	W	13-3	9	29-15-0	12-8-0	D. Nikhazy (W 5-3)	9884	3:08
* Apr 27, 2019	#6 TEXAS A&M	W	3-2	9	30-15-0	13-8-0	P. Caracci (W 3-2)	9681	2:41
May 01, 2019	at #29 Southern Miss	L	3-5	9	30-16-0	13-8-0	M. Cioffi (L 1-2)	5202	3:17
* May 03, 2019	at #9 LSU	L	3-8	9	30-17-0	13-9-0	W. Ethridge (L 5-4)	11119	3:02
* May 04, 2019	at #9 LSU	W	5-1	9	31-17-0	14-9-0	D. Nikhazy (W 6-3)	11409	2:57
* May 05, 2019	at #9 LSU	W	19-15	(10)	32-17-0	15-9-0	A. Miller (W 4-0)	10671	4:21
* May 10, 2019	#5 MISSISSIPPI STATE	L	0-2	9	32-18-0	15-10-0	W. Ethridge (L 5-5)	8797	3:16
* May 11, 2019	#5 MISSISSIPPI STATE	L	5-8	9	32-19-0	15-11-0	A. Miller (L 4-1)	8967	4:03
* May 12, 2019	#5 MISSISSIPPI STATE	L	5-11	9	32-20-0	15-12-0	G. Hoglund (L 1-2)	8572	3:25
May 14, 2019	at Arkansas State	L	5-6	9	32-21-0	15-12-0	P. Caracci (L 3-3)	1053	3:22
* May 16, 2019	at #23 Tennessee	L	0-7	9	32-22-0	15-13-0	W. Ethridge (L 5-6)	2310	2:12
* May 17, 2019	at #23 Tennessee	L	5-7	9	32-23-0	15-14-0	A. Miller (L 4-2)	2866	4:01
* May 18, 2019	at #23 Tennessee	W	5-4	9	33-23-0	16-14-0	G. Hoglund (W 2-2)	2718	3:18
May 21, 2019	vs Missouri	W	2-1	9	34-23-0	16-14-0	W. Ethridge (W 6-6)	4135	2:56
May 22, 2019	vs Arkansas	L	3-5	9	34-24-0	16-14-0	Z. Phillips (L 4-3)	5264	2:50
May 23, 2019	vs Texas A&M	W	1-0	9	35-24-0	16-14-0	D. Nikhazy (W 7-3)	0	2:37
May 24, 2019	vs Arkansas	W	3-2	9	36-24-0	16-14-0	A. Miller (W 5-2)	0	2:41
May 25, 2019	vs Georgia	W	5-3	9	37-24-0	16-14-0	M. Cioffi (W 2-2)	0	3:35
May 26, 2019	vs Vanderbilt	L	10-11	9	37-25-0	16-14-0	A. Miller (L 5-3)	10487	4:22
May 31, 2019	JACKSONVILLE STATE	W	16-2	9	38-25-0	16-14-0	W. Ethridge (W 7-6)	9810	2:51
Jun 01, 2019	CLEMSON	W	6-1	9	39-25-0	16-14-0	D. Nikhazy (W 8-3)	10037	3:30
Jun 02, 2019	JACKSONVILLE STATE	W	19-4	9	40-25-0	16-14-0	G. Hoglund (W 3-2)	9505	3:55
Jun 08, 2019	at #4 Arkansas	L	2-11	9	40-26-0	16-14-0	W. Ethridge (L 7-7)	11350	2:48
Jun 09, 2019	at #4 Arkansas	W	13-5	9	41-26-0	16-14-0	D. Nikhazy (W 9-3)	11383	3:20
Jun 10, 2019	at #4 Arkansas	L	1-14	9	41-27-0	16-14-0	G. Hoglund (L 3-3)	11095	3:10



2019 FINAL SEC STANDINGS

EASTERN DIVISION

	SEC	Pct.	GB	All	Pct.	Home	Away	Neutral	vs. Div.	vs. Top 10	Postseason
Vanderbilt#%	23-7	.767	-	59-12	.831	33-6	13-4	13-2	14-4	13-4	College World Series Champion
Georgia	21-9	.700	2.0	46-17	.730	30-5	13-10	3-2	14-4	5-5	NCAA Regional
Tennessee	14-16	.467	9.0	40-21	.656	27-9	7-10	6-2	11-7	7-15	NCAA Regional
Missouri	13-16-1	.450	9.5	34-22-1	.605	21-6	11-12-1	2-4	8-10	4-10	
Florida	13-17	.433	10.0	34-26	.567	26-11	6-12	2-3	8-10	2-8	NCAA Regional
South Carolina	8-22	.267	15.0	28-28	.500	18-15	7-11	3-2	4-14	3-10	
Kentucky	7-23	.233	16.0	26-29	.473	16-15	10-14	0-0	4-14	2-15	

WESTERN DIVISION

	SEC	Pct.	GB	All	Pct.	Home	Away	Neutral	vs. Div.	vs. Top 10	Postseason
Arkansas^%	20-10	.667	-	46-20	.697	32-7	12-9	2-4	11-7	5-6	College World Series
Mississippi State^%	20-10	.667	-	52-15	.776	37-5	10-6	5-4	11-7	9-7	College World Series
LSU	17-13	.567	3.0	40-26	.606	30-10	7-13	3-3	10-8	7-8	NCAA Super Regional
Texas A&M	16-13-1	.550	3.5	39-23-1	.627	23-10-1	11-9	5-4	8-10	6-5	NCAA Super Regional
Ole Miss	16-14	.533	4.0	41-27	.603	25-9	11-15	5-3	10-8	8-11	NCAA Super Regional
Auburn%	14-16	.467	6.0	38-28	.576	23-10	13-13	2-5	8-10	8-15	College World Series
Alabama	7-23	.233	13.0	30-26	.536	20-13	9-13	1-0	5-13	2-13	

- SEC Champion, Eastern Division Champion, SEC Tournament Champion, NCAA Champion; ^ - Western Division Co-Champion; % - CWS Participant

TEAM BATTING

	G	Avg.	AB	R	H	2B	3B	HR	BB	SO	SB-ATT
Mississippi State	67	.315	2400	530	755	166	10	64	284	432	61-80
Vanderbilt	71	.311	2477	578	770	164	19	100	389	603	80-100
Arkansas	66	.298	2279	491	679	142	15	88	321	581	81-97
Florida	60	.284	2031	409	577	108	10	77	241	76	48-72
Ole Miss	68	.28	2293	475	647	110	9	74	351	502	93-117
LSU	66	.273	2279	437	622	101	10	64	257	485	61-82
Georgia	63	.272	2124	401	578	103	9	75	303	499	55-67
Missouri	57	.266	1925	364	512	92	9	50	285	473	101-130
Auburn	66	.26	2281	387	606	111	9	50	280	553	63-76
Alabama	56	.263	1888	300	496	87	9	47	285	448	60-81
Tennessee	61	.263	2010	378	528	109	11	53	302	428	108-121
Kentucky	55	.252	1792	307	452	98	5	58	218	527	85-116
Texas A&M	63	.251	2073	346	520	80	12	42	224	408	46-63
South Carolina	56	.236	1826	308	431	95	14	75	224	511	52-72
Totals	437	.275	29678	5711	8173	1566	151	917	3964	6926	994-1274

TEAM PITCHING

	G	ERA	W	L	Sv	IP	H	R	ER	BB	SO
Texas A&M	63	3.21	39	23	16	555.1	468	234	198	202	673
Georgia	63	3.24	46	17	19	564.0	401	235	203	242	601
Missouri	57	3.24	34	22	14	508.1	415	233	183	234	559
Mississippi State	67	3.51	52	15	16	600.0	505	269	234	232	718
Tennessee	61	3.59	40	21	17	541.2	483	243	216	186	551
Vanderbilt	7	3.72	59	12	32	633.2	537	291	262	268	765
Arkansas	66	3.90	46	20	15	581.2	485	288	252	238	615
Alabama	56	4.27	30	26	12	499.0	491	264	237	183	469
Auburn	66	4.45	38	28	16	598.1	601	343	296	267	568
Ole Miss	68	4.46	41	27	18	595.1	586	338	295	216	571
LSU	66	4.64	40	26	13	593.2	567	338	306	268	585
Kentucky	55	5.10	26	29	8	478.0	477	344	271	241	526
Florida	60	5.37	34	26	14	522.2	557	359	312	210	437
South Carolina	56	5.51	28	28	13	488.2	511	342	299	205	488
Totals	437	4.13	553	320	223	7760.1	7084	4121	3564	3192	8126

TEAM FIELDING

	G	PO	A	E	Pct	DP	PB	SBA-ATT
Vanderbilt	71	1901	598	50	.980	36	13	44-62
Georgia	63	1692	593	46	.980	49	12	36-58
Tennessee	61	1625	622	48	.979	47	11	69-91
Alabama	56	1497	485	44	.978	34	5	41-54
Ole Miss	68	1786	581	53	.978	46	13	33-54
LSU	66	1781	575	56	.977	42	16	92-106
Missouri	57	1525	550	53	.975	42	19	37-55
Florida	60	1568	552	58	.973	26	19	50-61
Auburn	66	1795	626	67	.973	42	13	67-84
South Carolina	56	1466	504	56	.972	35	15	58-77
Arkansas	66	1745	598	67	.972	34	3	31-58
Mississippi State	67	1800	640	70	.972	38	6	55-84
Texas A&M	63	1666	538	65	.971	37	4	37-59
Kentucky	55	1434	427	71	.963	25	11	30-44
Totals	437	23281	7889	804	.975	533	160	680-947



AN OXFORD TRADITION

Having fielded teams since the late 19th century, the University of Mississippi boasts a long and distinguished baseball history. While the Rebels have games recorded as early as 1893, what is commonly referred to as the "modern era" is considered to have started in 1947.

Through the years, Ole Miss has had a total of 20 coaches on record, six during the modern era, with Mike Bianco being the latest when he was named the Rebels' field skipper in June 2000.

Ole Miss has won 25 Southeastern Conference championships and has made 23 trips to the NCAA Tournament. In 2019, Ole Miss won its 10th NCAA Regional title. Five times, the Rebels have advanced to the College World Series in Omaha, Neb.

Through the years, Ole Miss student-athletes have been selected to 70 All-American teams, most recently First Team All-American Grae Kessinger, who in 2019 was also named the best shortstop in college baseball as he became the first Rebel to win the Brooks Wallace Award.

In 2003, Stephen Head became Ole Miss' first-ever National Freshman of the Year when he was selected as one of four National Freshman of the Year by Collegiate Baseball newspaper, and he was Ole Miss' first-ever finalist for the Golden Spikes Award, amateur baseball's most prestigious award, in 2004. Head went on to be the first three-time All-America at Ole Miss.

Drew Pomeranz was named a finalist for the Golden Spikes Award in 2010 and became the highest draft pick in school history with the fifth overall selection of Cleveland.

After the exciting postseason run in 2014, Will Allen, Austin Anderson and Auston Boufield received All-America Honors. J.B. Woodman became the 23rd Rebel to join the All-America ranks in 2016 by closer Parker Caracci in 2018.

Ole Miss has produced 197 players selected in the MLB Draft over the course of history, including 114 in the past 19 seasons under Bianco. Moreover, 49 Rebels have seen their dreams come true by playing in the big leagues at one point in their respective careers, including 20 in the past 19 seasons. Eight Rebels appeared on an



Ole Miss fielded its first baseball team in 1890 and kept records starting with the 1893 season, kicking off a long and proud history for the Rebels on the baseball diamond.

MLB roster in 2019, including two new MLB debuts. At season's end Aaron Barrett became the 13th Rebel to win a World Series ring with the Washington Nationals. Ole Miss has been represented on the roster of the last two World Series Champions and three of the last four.

The wealth of talent that has come through Oxford has helped to build one of the strongest fan bases in college baseball and one of the game's best atmospheres at Swayze Field. In 2019, Ole Miss once again broke its average attendance record, attracting 8,988 per game. Oxford-University Stadium has ranked second in the nation in average attendance in each of the last four seasons.

THE EARLY YEARS

The earliest game on record is a 6-3 loss to Mississippi A&M in Starkville during 1893. While the Rebels lost that first game, they did see their fair share of success during the program's early years.

Coach Ashford produced the first winning season in 1902, posting a 9-8 on-the-field ledger. Ole Miss would end up finishing the year 10-7 due to a win being

forfeited by Alabama.

J.W. McCall's 1910 squad posted an 11-3 record, and in 1914, Baseball Hall of Famer Casey Stengel coached Ole Miss in the spring. Stengel helped the team to a 13-9 finish.

In 1923, Pete Shields became the program's head coach and spent nine successful seasons at Ole Miss. His first team ended the season with a 15-game win streak to finish with an 18-3-1 mark. Shields would suffer just one sub-.500 year, a 2-8-1 ledger in 1928, as he compiled a 114-59-2 mark with the Rebels.

C.M. "Tad" Smith followed Shields as the head coach in 1932. Smith would coach the Rebels for a total of 16 seasons from 1932-1942 and from 1946-1950 as he led Ole Miss into the program's modern era.

In 1940, Sisler Johnson recorded the first no-hitter in school history during an 8-0 win over Mississippi College.

Goat Hale coached the 1943 team, going 2-10. Ole Miss didn't field teams in 1944 and 1945 due to World War II, and when the Rebels returned to the field in 1946, Smith was back as the head coach.

He would coach Ole Miss for the next five seasons to finish with a record of 107-143-4.

Charlie Conerly highlighted Smith's final seasons by becoming the first .400-hitter on record in school history, with a .451 average in 1948.

SWAYZE PUTS REBELS IN NATIONAL SPOTLIGHT

During Tom Swayze's 21 seasons at Ole Miss, the Rebels would emerge onto the national stage. Swayze would compile a 361-201-2 record from 1951-1971, winning four SEC championships and making three visits to Omaha.

Swayze's squads would suffer only three losing seasons and recorded 11 consecutive winning campaigns from 1954-1964.

The 1956 season would be the Rebels' breakout season under Swayze. Ole Miss would finish the regular season 18-5 overall and 13-3 in the SEC to tie Florida for the regular-season title. While the Gators would defeat the Rebels in an SEC playoff series, two games to none, Ole Miss still received a bid to the NCAA District III Playoffs.



After playing at Ole Miss, brothers "Hub" Walker (left) and "Gee" Walker went on to enjoy baseball careers in the Major Leagues. Both broke into the American League with the Detroit Tigers in 1931. They also played for Detroit in 1935 when the Tigers won the World Series over the Chicago Cubs.



Ole Miss would go 3-1 at the NCAA District III Playoffs, defeating Duke twice out of the loser's bracket to earn the school's first-ever trip to the College World Series.

In their first trip to Omaha, Ole Miss went 2-2 to finish third — the Rebels' best-ever showing in the World Series.

The 1956 campaign also saw the first no-hitter of the modern era when Cecil Burford blanked Vanderbilt 7-0. Also, second baseman Bernie Schreiber became the first Rebel to garner All-America honors.

Ole Miss would claim its first of four conference crowns under Swayze in 1959, capturing the SEC Western Division title and defeating Georgia Tech two games to one in the SEC Championship Series.

The Rebels repeated as SEC champs in 1960, rolling to a 22-3 record, which was highlighted by a school-record 17-game winning streak.

Ole Miss would again win SEC titles in 1964 and 1969. The Rebels also played for the conference title in 1967, losing to Auburn in the SEC Championship series.

Following the Rebels' conference titles in 1964 and 1969, Ole Miss earned a berth in the NCAA District III Playoffs and advanced to the College World Series in both years.

Swayze would conclude his tenure with a 25-8 record in 1970 and a 16-21 mark in 1971.

During his 21 seasons with the Rebels, Swayze would be honored as the SEC's Coach of the Year four times, winning the award in 1959, 1960, 1964 and 1969.

In addition to Schreiber, Ole Miss would also have four All-Americans under Swayze: third baseman Jake Gibbs in 1960 and 1961, shortstop Donnie Kessinger in 1964, shortstop Jimmy Yawn in 1966 and third baseman Whitey Adams in 1970.

GIBBS LEADS REBELS BACK TO OMAHA

Following a Major League career with the New York Yankees from 1962-1971, former two-time All-America Jake Gibbs returned to Oxford to lead the Ole Miss baseball program in 1972.

He quickly reversed the Rebels' fortunes following a 16-21 ledger in 1971. In his first year, Gibbs guided Ole Miss to a 28-16 record, winning the fifth SEC championship in school history and leading the Rebels to their fourth visit to the College World Series.

Gibbs would also lead Ole Miss to its sixth SEC championship in 1977, when the Rebels hosted and won the inaugural SEC Tournament at old Swayze Field.

The 1977 team would also qualify for the NCAA Southern Regional, going 1-2 to finish the year with a 39-19 record for a then-school record for wins in a season.

Gibbs would coach the Rebels through the 1990 season and leave as the school's all-time winningest coach, compiling a 485-389-8 record. On April 25, 1992, Gibbs became the first Diamond Rebel to have his number retired; Ole Miss retired his No. 41 that he wore as coach of the Rebels.

REBELS GET NEW HOME

On February 19, 1989, Ole Miss opened its current home facility, Oxford-University Stadium/Swayze Field,

with a doubleheader sweep of Cumberland University. A crowd of 1,016 braved the bitter cold that day to be part of an historic day in the school's baseball history.

Ole Miss officially dedicated its new home later on April 22, 1989 as a sellout crowd of 2,967 watched the Rebels down Kentucky 4-3.

OLE MISS RETURNS TO THE POSTSEASON

After Gibbs stepped down following the 1990 campaign, another Ole Miss All-America and former Major Leaguer returned to lead the Rebels, as Don Kessinger was hired prior to the 1991 season.

Kessinger would spend six years as the Ole Miss skipper, leading the Rebels to four 30-win seasons. His 1995 team produced a then-school record for wins, going 40-22 and earning the school's first NCAA Regional bid since 1977.

Led by All-America performers David Dellucci and Jamey Price, Ole Miss finished on the verge of its first World Series appearance since 1972, placing second at the NCAA Atlantic I Regional behind host-Florida State.

Following the 1996 season, Kessinger resigned his head coaching position to take an administrative post within the athletic department. He finished with a six-year record of 185-153.

Pat Harrison, the head coach at Pepperdine University, was hired to replace Kessinger. Harrison would coach the Rebels from 1997-2000, recording three 30-win seasons and leading Ole Miss to an appearance in the 1999 NCAA Regionals in College Station, Texas. The 1999 squad went 34-28 and set a then-school record for SEC wins with 17. Harrison would resign following the 2000 season with a 116-107 record at Ole Miss.

A NEW ERA BEGINS

A new era began in Ole Miss baseball on June 7, 2000, when Mike Bianco was hired as the 20th head coach in the school's history, and the sixth of the modern era. A former player and assistant coach under the legendary Skip Bertman at LSU, Bianco came to Ole Miss after three successful years as the head coach at McNeese State, where he had six players drafted in the MLB Draft.

In his first season, Bianco led the Rebels to the NCAA Tournament for the eighth time in program history and the first time since the 1999 season. Since that NCAA Regional appearance in 2001, the Rebels have been to 16 NCAA Tournaments under Bianco's leadership for a total of 23 all-time.

Bianco has also led the Rebels back to a position of national prominence in his 19 seasons with team championships and individual accolades continuing to roll in for the Ole Miss program.


In his 19 seasons, Bianco has coached three SEC Freshman of the Year selections, the 2004 SEC Player of the Year and the 2010 SEC Pitcher of the Year.

Bianco also led the Rebels to the 2014 College World Series and the 2006 SEC Tournament Championship, the first for the program since 1977 when the Rebels claimed the inaugural event. He also coached Ole Miss to the regular season SEC Championship in 2009, the first overall baseball championship for the program since 1977. The Rebels had a tremendous 2018 campaign as

CASEY STENGEL – THE REBS' PROFESSOR

by Raoul Carlisle,
Forrest City, Ark., Times-Herald

Casey Stengel is a man of teaching ability on the field and off the field ... A story in The Sporting News the other day, had a story on why Stengel is called "Professor." Says Stengel, "Nobody has written this, as yet. But I once was the baseball coach at the University of Mississippi. And I did mighty well. In fact, at the time I had ambitions to devote my career to coaching college baseball and basketball." He goes on to say in the article that it was back in 1914 when he hit only .272 and received an injury with Brooklyn. He states he felt insecure and the idea of going into coaching appealed to him. Said Stengel, "I got in touch with Bill Driver, my old baseball and football coach from Central High at Kansas City, who had the basketball and football job at Mississippi. I asked if he needed a coach and he answered, 'Yes, come on down.' So Stengel went down to Oxford, Miss., to become the Professor of Baseball- "in a very fine atmosphere in a grand old university." Says Stengel, "Maybe I should have stayed there, I did okay, had a fine team, and when I left they gave me a gold-headed cane. My sister has it in Kansas City. Maybe it belongs in the Cooperstown Museum. Yes, sir, when they call me the Professor, they ain't kidding. There's a good reason."



Casey Stengel was presented with an M-Club jacket by former Rebel Jack Reed in 1961 when Reed was an outfielder for the New York Yankees.

well, securing the SEC West title during the regular season in addition to the SEC Tournament championship, highlighting a 48-win season.

Under his tutelage, the Rebels have produced 52 All-SEC selections and 17 All-Americans, including the program's first three-time All-America selection in Stephen Head. Ole Miss has also produced 114 draft picks in 19 seasons under Bianco.

For a more detailed account of the Rebel baseball program during the Mike Bianco era, please see page 40.



HITTING RECORDS

AT BATS

SEASON

Player, Year	GP	No.
1. Auston Bousfield, 2014	.69	286
2. Will Allen, 2014	.69	277
3. Zack Cozart, 2006	.66	272
Chris Coghlan, 2005	.67	272
Stephen Head, 2005	.68	272
6. Grae Kessinger, 2019	.67	270
Braxton Lee, 2014	.69	270
8. Austin Anderson, 2014	.69	269
9. Justin Henry, 2006	.64	268
10. Brian Pettway, 2005	.68	266

CAREER

Player, Years	GP	No.
1. Will Golsan, 2015-2018	.237	885
2. Ryan Olenek, 2016-2019	.227	862
3. Logan Power, 2006-2009	.250	860
4. Matt Smith, 2008-2011	.228	836
5. Kevin Kessinger, 1989-1992	.209	816
6. Zach Miller, 2007-2010	.233	806
7. Brad Henderson, 1996-1999	.203	803
8. Matt Tolbert, 2001-2004	.229	791
9. Tanner Mathis, 2010-2013	.219	790
10. Will Allen, 2011-2014	.221	784

HITS

SEASON

Player, Year	GP	No.
1. Brian Pettway, 2005	.68	102
2. Brad Henderson, 1999	.62	101
3. Jordan Henry, 2007	.65	99
Justin Henry, 2007	.65	99
Chris Coghlan, 2005	.67	99
6. Auston Bousfield, 2014	.69	96
7. Alex Yarbrough, 2012	.62	95
8. David Dellucci, 1995	.62	94
Will Allen, 2014	.69	94
10. Zack Cozart, 2006	.66	92
Chris Coghlan, 2006	.66	92
Brad Henderson, 1997	.53	92

CAREER

Player, Years	GP	No.
1. Brad Henderson, 1996-1999	.203	298
2. Logan Power, 2006-2009	.250	269
3. Matt Smith, 2008-2011	.228	268
4. Ryan Olenek, 2016-2019	.227	265
5. Kevin Kessinger, 1989-1992	.209	262
6. Will Golsan, 2015-2018	.237	261
7. Tanner Mathis, 2010-2013	.219	258
8. Zach Miller, 2007-2010	.233	253
Chad Sterbens, 2000-2003	.195	253
10. Chris Coghlan, 2004-2006	.190	251

BATTING AVERAGE

SEASON (MIN. 75 AB)

Player, Year	GP	AB	H	BA
1. Donnie Kessinger, 1964	.31	133	58	.436
2. Jake Gibbs, 1960	.25	99	42	.424
3. Bernie Schreiber, 1956	.34	96	40	.417
4. David Dellucci, 1995	.62	229	94	.410
5. Jimmy Yawn, 1966	.31	130	53	.408
6. Chris Snipek, 1992	.54	189	77	.407
7. Donnie Kessinger, 1962	.25	102	41	.402
Paul Husband, 1973	.27	82	33	.402
Brad Henderson, 1997	.53	229	92	.402
Seth Smith, 2002	.53	204	82	.402

SEASON (MIN. 40 ABs)

Player, Year	GP	AB	H	BA
1. Charlie Conerly, 1948	.22	71	32	.451

2. Mark Johnson, 1980	.20	61	26	.426
3. Joe Gibbon, 1957	.20	40	17	.425
4. Bobby Wilson, 1950	.20	68	28	.412

CAREER (MIN. 200 ABs) *

Player, Years	GP	AB	H	BA
1. Donnie Kessinger, 1962-1964	.82	345	138	.400
2. Jimmy Yawn, 1965-1967	.81	323	126	.390
3. Jake Gibbs, 1959-1961	.72	292	112	.384
4. Stuart Turner, 2013	.62	222	83	.374
5. Bubba Simon, 1986-1987	.102	324	121	.373
6. Brad Henderson, 1996-1999	.209	803	298	.371
7. Justin Henry, 2005-2007	.186	651	234	.359
8. Larry Simcox, 1980-1981	.92	329	117	.356

CAREER (MIN. 100 ABs)

Player, Years	GP	AB	H	BA
Charlie Conerly, 1947-1948	.38	138	55	.399
Joe Gibbon, 1954-1957	.53	112	43	.384

* - denotes minimums are NCAA standards.

DOUBLES

SEASON

Player, Year	GP	No.
1. Brad Henderson, 1999	.62	24
Will Allen, 2014	.69	24
3. Chris Coghlan, 2006	.66	22
Chris Coghlan, 2005	.67	22
5. Colby Bortles, 2016	.62	21
Chris Snipek, 1992	.54	21
7. Logan Power, 2009	.64	20
8. Mark Wright, 2006	.63	19
Keith Johns, 1990	.52	19
Jason Huisman, 1998	.53	19
Bobby Kiehl, 1998	.53	19
Burney Hutchinson, 2002	.56	19
Brian Pettway, 2005	.68	19

CAREER

Player, Years	GP	No.
1. Brad Henderson, 1996-1999	.203	60
2. Ryan Olenek, 2016-2019	.227	54
Chris Coghlan, 2004-2006	.187	54
4. Logan Power, 2006-2009	.250	53
Jeffrey Johnson, 1992-1995	.194	53
6. David Dellucci, 1992-1995	.209	51
Burney Hutchinson, 1999-2002	.214	51
8. David Clements, 1979-1982	.177	47
Jason Huisman, 1995-1998	.203	47
Keith Johns, 1990-1992	.161	47
Brian Pettway, 2003-2005	.183	47

TRIPLES

SEASON

Player, Year	GP	No.
1. Justin Henry, 2007	.65	8
Tommy Keyes, 1963	.26	8
Kevin Kessinger, 1991	.54	8
4. Alex Presley, 2006	.66	7
Chris Padgett, 1984	.43	7
6. Bernie Schreiber, 1956	.25	6
Buddy Chain, 1956	.31	6
Nate Riddle, 1992	.50	6
David Dellucci, 1995	.62	6
Michael Rosamond, 1999	.62	6
Burney Hutchinson, 2001	.63	6
Alex Presley, 2004	.55	6

CAREER

Player, Years	GP	No.
1. Justin Henry, 2005-2007	.186	14
Nate Riddle, 1989-1992	.193	14
Kevin Kessinger, 1989-1992	.209	14
Burney Hutchinson, 1999-2002	.214	14
Alex Presley, 2004-2006	.185	14
6. Tommy Keyes, 1963-1964	.57	12
Bernie Schreiber, 1953-1956	.84	12
David Dellucci, 1992-1995	.209	12
9. Michael Rosamond, 1997-1999	.162	11
10. Bobby Wilson, 1947-1950	.80	9
Donnie Kessinger, 1962-1964	.82	9
Kary Bridges, 1991-1992	.166	9
Rob Boyd, 1989-1992	.177	9


HOME RUNS

SEASON

Player, Year	GP	No.
1. Jason Huisman, 1998	.53	21
Brian Pettway, 2005	.68	21
3. Michael Rosamond, 1999	.62	18
Stephen Head, 2005	.68	18
5. David Dellucci, 1995	.62	17
Cody Overbeck, 2008	.63	17
7. Mark Wright, 2006	.63	16
Bobby Kiehl, 1998	.53	16
Sikes Orvis, 2015	.57	16
10. Tyler Keenan, 2019	.68	15
Kyle Gordon, 1985	.47	15
Brad Henderson, 1998	.52	15

CAREER

Player, Years	GP	No.
1. Kyle Gordon, 1984-1987	.193	48
2. Matt Smith, 2008-2011	.228	41
Matt Snyder, 2009-2012	.213	41
4. Brad Henderson, 1996-1999	.203	40
5. Burney Hutchinson, 1999-2002	.214	37
Stephen Head, 2003-2005	.188	37
7. David Dellucci, 1992-1995	.209	36
Michael Rosamond, 1997-1999	.162	36
9. Brian Pettway, 2003-2005	.183	35
10. Sikes Orvis, 2012-2015	.220	34



Kyle Gordon clubbed a program record 48 home runs for Ole Miss between 1984-87, including a 15-homer campaign in 1985.



HITTING RECORDS

TOTAL BASES

SEASON

Player, Year	GP	No.
1. Brian Pettway, 2005	.68	184
2. David Dellucci, 1995	.62	172
3. Jason Huisman, 1998	.53	169
4. Brad Henderson, 1999	.62	162
Stephen Head, 2005	.68	162
6. Cody Overbeck, 2008	.63	157
7. Brad Henderson, 1997	.53	154
8. Michael Rosamond, 1999	.62	151
9. Burney Hutchinson, 2001	.63	147
10. Brad Henderson, 1998	.52	144

CAREER

Player, Year	GP	No.
1. Brad Henderson, 1996-1999	.203	494
2. Matt Smith, 2008-2011	.228	443
3. David Dellucci, 1992-1995	.209	430
4. Burney Hutchinson, 1999-2002	.214	427
5. Logan Power, 2006-2009	.250	413
6. Kyle Gordon, 1984-1987	.193	410
7. Jason Huisman, 1995-1998	.203	403
8. Stephen Head, 2003-2005	.188	397
9. Matt Snyder, 2009-2012	.213	391
10. Brian Pettway, 2003-2005	.183	370



After a spectacular career from 1996-99, Brad Henderson owns career records for hits, doubles, total bases and runs scored.

RUNS SCORED

SEASON

Player, Year	GP	No.
1. Chris Coghlan, 2006	.66	75
2. Jordan Henry, 2009	.63	70
3. Burney Hutchinson, 2001	.63	69
4. Grae Kessinger, 2019	.68	67
Thomas Dillard, 2018	.65	67
David Dellucci, 1995	.62	67
6. Chris Coghlan, 2005	.67	66
7. Justin Henry, 2006	.64	65
Stephen Head, 2005	.68	65
9. Matt Smith, 2010	.58	63
Brad Henderson, 1998	.52	63

CAREER

Player, Years	GP	No.
1. Brad Henderson, 1996-1999	.203	198
2. Burney Hutchinson, 1999-2002	.214	187
3. Matt Smith, 2008-2011	.228	185
4. David Dellucci, 1992-1995	.209	181
5. Logan Power, 2006-2009	.250	177
Chris Coghlan, 2004-2006	.187	177
7. Jordan Henry, 2007-2009	.191	174
8. Kyle Gordon, 1984-1987	.193	167
9. Zach Miller, 2007-2010	.233	162
10. Zack Cozart, 2005-2007	.198	159

RUNS BATTED IN

SEASON

Player, Year	GP	No.
1. Mark Wright, 2006	.63	79
2. Jason Huisman, 1998	.53	71
3. Stephen Head, 2005	.68	68
4. Brian Pettway, 2005	.68	67
5. Tyler Keenan, 2019	.68	66
Zack Cozart, 2006	.66	64
Will Allen, 2014	.69	64
8. David Dellucci, 1995	.62	63
Burney Hutchinson, 2001	.63	63
10. Chris Snopek, 1992	.54	62

CAREER

Player, Years	GP	No.
1. Logan Power, 2006-2009	.250	183
Matt Smith, 2008-2011	.228	183
3. Matt Snyder, 2009-2012	.213	173
4. Kyle Gordon, 1984-1987	.193	168
5. Burney Hutchinson, 1999-2002	.214	167
6. Stephen Head, 2003-2005	.188	165
7. Brad Henderson, 1996-1999	.203	160
8. Zack Cozart, 2005-2007	.198	157
9. Jason Huisman, 1995-1998	.203	155
10. Colby Bortles, 2014-2017	.213	153

SLUGGING PERCENTAGE

SEASON (MIN. 75 AB)*

Player, Year	GP	AB	TB	Pct.
Ken Houser, 1983	.44	150	115	.767
David Dellucci, 1995	.62	229	172	.751
Jason Huisman, 1998	.53	227	169	.744
Kyle Gordon, 1985	.47	162	118	.728
Chris Snopek, 1992	.54	189	137	.725
Jimmy Yawn, 1966	.29	108	78	.722
Chris Padgett, 1984	.43	139	99	.712

SEASON (MIN. 40 ABs)

Player, Year	GP	AB	TB	Pct.
Charlie Conerly, 1948	.19	71	50	.704

CAREER (MIN. 200 ABs)*

Player, Years	GP	AB	H	Pct.
Jimmy Yawn, 1965-1967	.81	323	217	.672
Kyle Gordon, 1984-1987	.193	640	410	.641

* - denotes minimums are NCAA standards.

WALKS

SEASON

Player, Year	GP	No.
1. Thomas Dillard, 2019	.68	61
2. Pat Ball, 1977	.58	59
3. Jordan Henry, 2009	.63	56
4. Burney Hutchinson, 2001	.63	53
5. Thomas Dillard, 2018	.65	49
6. Nick Fortes, 2018	.65	46
David Dellucci, 1995	.62	46
Logan Power, 2009	.64	46
9. Bubba Hubbard, 1977	.58	42
10. Sikes Orvis, 2015	.57	41

CAREER

Player, Years	GP	No.
1. Thomas Dillard, 2017-2019	.181	135
Jason Huisman, 1995-1998	.203	135
3. Burney Hutchinson, 1999-2002	.214	128
4. Logan Power, 2006-2009	.250	124
5. Kyle Gordon, 1984-1987	.193	123
6. David Dellucci, 1992-1995	.209	119
Matt Smith, 2008-2011	.228	119
8. Ronnie Russell, 1976-1979	.178	110
9. Pat Ball, 1974-1977	.171	109
10. Tanner Mathis, 2010-2013	.219	103
Sikes Orvis, 2012-2015	.220	103

STOLEN BASES

SEASON

Player, Year	GP	No.
1. Jordan Henry, 2009	.63	38
2. David Dellucci, 1995	.62	31
Charlie Williams, 1966	.31	31
4. Braxton Lee, 2014	.69	30
5. John Shaw, 1970	.31	28
Kevin Kessinger, 1991	.54	28
7. David Dellucci, 1994	.54	25
8. Anthony Servideo, 2019	.66	24
Tim Ferguson, 2010	.63	24
Chris Coghlan, 2006	.66	24
Kary Bridges, 1993	.56	24
Anthony Felston, 1996	.54	24

CAREER

Player, Years	GP	No.
1. John Shaw, 1968-1970	.103	73
2. David Dellucci, 1992-1995	.209	72
3. Kevin Kessinger, 1989-1992	.209	66
4. Jordan Henry, 2007-2009	.191	64
5. Jake Gibbs, 1959-1961	.72	53
6. Charlie Williams, 1965-1966	.53	50
7. Kary Bridges, 1991-1993	.56	49
8. Tim Ferguson, 2008-10	.166	48
9. Justin Henry, 2005-2007	.181	46
10. Donnie Kessinger, 1962-1964	.82	44

HITTING STREAK

Player, Year	No.
Brian Pettway, 2004-2005	28*
Cody Overbeck, 2008	24
Ryan Olenek, 2018	23
Tanner Mathis, 2011	23
Alex Yarbrough, 2012	22
Kary Bridges, 1992	21
Chad Sterbens, 2002	21
Matt Smith, 2010	18
T.Y. Gunter, 1974	18
Kris Cox, 2000	17
Brad Henderson, 2000	17
Chad Sterbens, 2003	17

* — Pettway hit safely in the first 27 games of the 2005 season.

^ — Henry hit safely in the first 9 games of the 2008 season.



Ryan Olenek (2016-19) is in the top five all-time in at-bats, hits, doubles and hitting streak after a terrific four-year career.



PITCHING RECORDS

APPEARANCES

SEASON	No.
Player, Year	
1. Austin Miller, 2019	32
2. Will Stokes, 2016	30
Tanner Bailey, 2013	30
Cooper Campbell, 1999	30
5. Garrett White, 2006	29
Rick Zibilich, 1977	29
Matthew Duff, 1996	29
8. Jason Lowe, 1993	28
Richard Hines, 1989	28
Ryan Young, 1993	28
Ryan Young, 1994	28
Scott Bittle, 2007	28

CAREER

Player, Years	No.
1. Brett Huber, 2010-2013	93
2. Will Stokes, 2015-2018	92
3. Ryan Young, 1992-1995	89
4. Matt Smith, 1985-1988	83
5. Skipper Wright, 1983-1986	77
6. Dan McShea, 1997-2001	74
7. Laddie Renfroe, 1981-1984	70
8. Scott Bittle, 2007-2009	69
Bryan Farmer, 1982-1986	69
10. Wyatt Short, 2014-16	68
Rory McKean, 2007-10	68

RELIEF APPEARANCES

SEASON	No.
Player, Year	
1. Austin Miller, 2019	32
2. Brett Huber, 2010	30
Tanner Bailey, 2013	30
Will Stokes, 2016	30
5. Cooper Campbell, 1999	29
6. Richard Hines, 1989	27
Charles Barbour, 1994	27
Matthew Duff, 1996	27
Jake Morgan, 2009	27
Aaron Greenwood, 2013	27
Parker Caracci, 2018	27

GAMES STARTED

SEASON	No.
Player, Year	
1. Jamey Price, 1995	19
2. Mark Holliman, 2005	18
Will Kline, 2007	18
Lance Lynn, 2007	18
Chris Ellis, 2014	18
Sam Smith, 2014	18
7. David Miller, 1986	17
Rick Zibilich, 1977	17
Bobby Wahl, 2012	17
Christian Trent, 2014	17

CAREER

Player, Years	No.
1. Bryan Farmer, 1982-1986	61
2. Sam Smith, 2012-2015	51
3. Kenny Carlyle, 1989-1992	50
4. Mark Holliman, 2003-2005	49
5. Lance Lynn, 2006-2008	48
6. Jeff Calhoun, 1977-1980	46
Brett Bukvich, 2006-2009	46
8. Rick Zibilich, 1975-1978	45
9. John McNeese, 1993-1995	44
10. Jeff McAvoy, 1998-2000	43
Drew Pomeranz, 2008-2010	43

COMPLETE GAMES

SEASON	No.
Player, Year	
1. Rick Zibilich, 1977	10
2. Jamey Price, 1995	9
3. Rick Zibilich, 1978	8
Olin Briscoe, 1951	8
Jim Pittman, 1972	8
Mark Park, 1975	8
7. Laddie Renfroe, 1984	7

CAREER

Player, Years	No.
1. Rick Zibilich, 1975-1978	30
2. Barry Gaddis, 1971-1974	22
3. Jeff Calhoun, 1977-1980	20
4. Jim Pittman, 1971-1974	19
Olin Briscoe, 1948-1951	19
6. Buddy Bowen, 1968-1970	18
Kenny Carlyle, 1989-1992	18

WINS

SEASON	No.
Player, Year	
1. Jamey Price, 1995	11
Rick Zibilich, 1977	11
Cody Satterwhite, 2006	11
4. Jim Pittman, 1972	10
Darren Musselwhite, 1988	10
Jamey Price, 1994	10
John McNeese, 1995	10
Pete Montrenes, 2001	10
Bobby Wahl, 2013	10
Chris Ellis, 2014	10
Ryan Rolison, 2018	10

CAREER

Player, Years	No.
1. Kenny Carlyle, 1989-1992	27
2. Laddie Renfroe, 1981-1984	26
3. Jeff Calhoun, 1977-1980	25
4. Brett Bukvich, 2006-2009	24
Bryan Farmer, 1982-1986	24
6. Lance Lynn, 2006-2008	22
John McNeese, 1993-1995	22
Rick Zibilich, 1975-1978	22
9. Drew Pomeranz, 2008-2010	21
Barry Gaddis, 1971-1974	21
Mark Holliman, 2003-2005	21
Jamey Price, 1994-1995	21

WINNING PERCENTAGE

SEASON (MIN. 5 VICTORIES)

Player, Year	W-L	Pct.
1. Bobby Wahl, 2013	10-0	1.000
Christian Trent, 2014	9-0	1.000
Don Porter, 1960	7-0	1.000
Denny Bloomquist, 1960	7-0	1.000
Jordan Fowler, 2018	7-0	1.000
5. Cecil Burford, 1956	8-1	.889
6. Olin Briscoe, 1951	7-1	.875
Scott Hasler, 1966	7-1	.875

CAREER (MIN. 8 VICTORIES)

Player, Year	W-L	Pct.
1. Buddy Wittichen, 1954-1957	17-1	.941
2. Archie White, 1953-1956	11-2	.846
3. Houston Roth, 2017-2019	9-2	.818
Jeff Purvis, 1986-1987	9-2	.818
5. Charlie Williams, 1968-1970	8-2	.800
6. Larry Williams, 1958-1960	17-5	.773
7. Don Porter, 1959-1961	10-3	.769
8. Rory McKean, 2007-10	13-4	.765

9. Scotty Hasler, 1965-1967	12-4	.750
Russ Johnson, 1964-1966	12-4	.750
Phillip Irwin, 2007-2009	12-4	.750

MOST CONSECUTIVE WINS TO START A CAREER
(MIN. 10 VICTORIES)

Player, Year	No.
1. Christian Trent, 2014-2015	11
2. Buddy Wittichen, 1954-1956	10

INNINGS PITCHED

SEASON

Player, Year	IP
1. Jamey Price, 1995	141.0
2. Will Kline, 2007	124.2
3. Lance Lynn, 2007	123.1
4. Pete Montrenes, 2001	117.1
5. Chris Ellis, 2014	116.1
6. Jeff McAvoy, 1999	115.1
7. Rick Zibilich, 1977	113.2
8. Mark Holliman, 2005	113.0
9. Christian Trent, 2014	110.0
10. Mickey Callaway, 1995	109.0

CAREER

Player, Years	IP
1. Bryan Farmer, 1982-1986	330.2
2. Kenny Carlyle, 1982-1992	326.0
3. Mark Holliman, 2003-2005	308.1
4. Jeff Calhoun, 1977-1980	305.2
5. Laddie Renfro, 1981-1984	299.1
6. Lance Lynn, 2006-2008	298.1
7. Grant Sullivan, 1989-1991	298.0
8. Matt Smith, 1985-1988	297.0
9. Rick Zibilich, 1975-1978	295.1
10. Jeff McAvoy, 1998-2000	290.2

EARNED RUN AVERAGE

SEASON (MIN. 50 IP) *

Player, Year	IP	ER	ERA
Don Goad, 1954	50.2	6	1.07
Buddy Bowen, 1970	52.0	7	1.19
Larry Williams, 1959	89.0	12	1.21
Ken Kauertz, 1970	50.2	7	1.25
Russ Johnson, 1964	50.0	7	1.26

SEASON (MIN. 30 IP)

Player, Year	IP	ER	ERA
David Ray, 1975	30.2	5	1.17

CAREER (MIN. 100 IP) *

Player, Years	IP	ER	ERA
Larry Williams, 1958-1960	195.0	37	1.71
Scott Hasler, 1965-1967	139.2	27	1.74
Ken Kauertz, 1968-1970	101.1	21	1.86
Buddy Wittichen, 1954-1957	163.1	34	1.87
Don Goad, 1953-1956	135.2	30	1.99
Robert Earl Siedell, 1961-1963	197.2	45	2.05

* - denotes minimums are NCAA standards.

MOST HITS ALLOWED

SEASON

Player, Year	No.
1. Dan DeYoung, 1997	128
2. Darren Musselwhite, 1988	124
3. Matt Smith, 1988	120
4. Brett Bukvich, 2006	116
5. Rick Zibilich, 1977	115
6. John McNeese, 1995	113
7. Will Kline, 2007	112
8. Jeff McAvoy, 1999	111
Chris Ellis, 2014	111
10. Darren Musselwhite, 1989	110



PITCHING RECORDS

CAREER

Player, Years	No.
1. Matt Smith, 1985-1988	388
2. Bryan Farmer, 1982-1986	361
3. Kenny Carlyle, 1989-1992	348
4. Darren Musselwhite, 1987-1989	330
5. Jeff McAvoy, 1998-2000	313
6. Brett Bukvich, 2006-2009	304
7. John McNeese, 1993-1995	283
Mark Holliman, 2003-2005	283
9. Laddie Renfro, 1981-1984	278
10. Grant Sullivan, 1989-1991	274

FEWEST HITS PER NINE INNINGS

SEASON (MIN. 50 IP) *

Player, Year	IP	H	Avg.
Larry Williams, 1960	70.0	38	4.9
Ken Kaurez, 1970	50.2	28	5.1
Olin Briscoe, 1950	63.0	38	5.4
Jeff Calhoun, 1979	61.0	37	5.4

SEASON (MIN. 30 IP)

Player, Year	IP	H	Avg.
Buddy Wittichen, 1957	49.1	25	4.6

CAREER (MIN. 100 IP) *

Player, Year	IP	H	Avg.
Buddy Wittichen, 1954-1957	163.1	100	5.51
Larry Williams, 1958-1960	195.0	120	5.53
Russ Johnson, 1964-1966	131.2	85	5.80
Ken Kaurez, 1969-1970	101.1	71	6.30
Buddy Bowen, 1968-1970	179.1	130	6.50

WALKS ALLOWED

SEASON

Player, Year	No.
1. Jeff Purvis, 1988	54
2. Mickey Callaway, 1996	52
3. Dickie Dixon, 1990	50
4. Drew Pomeranz, 2010	49
5. Mark Holliman, 2005	48
Lance Lynn, 2006	48
7. Matt Smith, 1985	47
8. Mark Holliman, 2003	46
9. Rick Zibilich, 1977	45
Ryan Rolison, 2018	45

CAREER

Player, Years	No.
1. Ryan Young, 1992-1995	155
2. Jeff Calhoun, 1977-1980	144
3. Johnny Adams, 1978-1981	130
Rick Zibilich, 1975-1978	130
5. Mark Holliman, 2003-2005	129
6. Lance Lynn, 2006-2008	126
7. Mickey Callaway, 1994-1996	125
8. Laddie Renfro, 1981-1984	120
9. Skipper Wright, 1983-1986	117
Bryan Farmer, 1982-1986	117

FEWEST WALKS PER 9.0 INNINGS

SEASON (MIN. 50 IP) *

Player, Year	IP	BB	Avg.
Scott Hasler, 1966	71.1	9	1.14
Randy Coleman, 1980	60.1	8	1.19
Olin Briscoe, 1951	79.2	11	1.24

SEASON (MIN. 30 IP)

Player, Year	IP	BB	Avg.
Archie White, 1955	33.0	4	1.09

CAREER (MIN. 100 IP) *

Player, Years	IP	BB	Avg.
1. Scotty Hasler, 1965-1967	139.2	24	1.55
2. Matt Maloney, 2004-2005	152.2	32	1.89
3. Nick Bradshaw, 2001-2003	141.0	32	2.04
4. Olin Briscoe, 1949-1951	208.0	50	2.16
5. Brae Wright, 2003-2004	137.0	35	2.30
6. Will Stokes, 2015-2018	143.2	37	2.32
7. Ronnie Goodwin, 1999-2001	185.1	49	2.38
8. Brady Feigl, 2016-2018	185.1	50	2.43
9. Brady Bramlett, 2013-2016	190.2	55	2.60
10. Stephen Head, 2003-2005	213.0	62	2.62

STRIKEOUTS

SEASON

Player, Year	No.
1. Lance Lynn, 2007	146
2. Drew Pomeranz, 2010	139
3. Will Kline, 2007	134
4. Scott Bittle, 2008	130
5. Drew Pomeranz, 2009	124
6. Ryan Rolison, 2018	120
Mark Holliman, 2005	120
7. Jamey Price, 1995	118
8. Matt Maloney, 2005	111
9. Lance Lynn, 2008	110
10. Pete Montrenes, 2001	107

CAREER

Player, Years	No.
1. Drew Pomeranz, 2008-2010	344
2. Lance Lynn, 2006-2008	332
3. Jeff Calhoun, 1977-1980	282
4. Mark Holliman, 2003-2005	281
5. Scott Bittle, 2007-2009	257
6. Brett Bukvich, 2006-2009	245
7. Kenny Carlyle, 1989-1992	244
8. Mickey Callaway, 1994-1996	224
9. Jeff McAvoy, 1998-2000	222
10. Larry Williams, 1958-1960	219

SHUTOUTS

SEASON

Player, Year	No.
1. Larry Williams, 1960	4
Larry Williams, 1959	4
3. Cecil Burford, 1956	3
Larry Higginbotham, 1964	3
Fred Setser, 1970	3

CAREER

Player, Years	No.
1. Larry Williams, 1958-1960	8
2. Buddy Bowen, 1968-1970	5
3. Don Goad, 1953-1956	4
Larry Higginbotham, 1962-1964	4
Fred Setser, 1968-1970	4
Barry Gaddis, 1971-1974	4

SAVES

SEASON

Player, Year	No.
1. Stephen Head, 2003	13
2. Dallas Woolfolk, 2017	12
Brett Huber, 2010	12
Brett Huber, 2013	12
5. Parker Caracci, 2019	11
Wyatt Short, 2016	11
Justin Huisman, 2000	11
8. Justin Huisman, 1999	10
Garrett White, 2006	10
Wyatt Short, 2015	10
Parker Caracci, 2018	10

CAREER

Player, Years	No.
1. Brett Huber, 2010-2013	38
2. Stephen Head, 2003-2005	26
3. Justin Huisman, 1998-2000	24
Wyatt Short, 2014-2016	24
5. Parker Caracci, 2018-2019	21
6. Dallas Woolfolk, 2016-2018	19
7. Scott Bittle, 2007-2009	18
8. Jake Morgan, 2008-2011	16
9. Will Stokes, 2015-2018	15
10. Skipper Wright, 1983-1986	13



Brett Huber celebrates after closing out a Rebel victory over No. 1 Florida, one of a program-record 38 saves in his career.

SINGLE-SEASON FRESHMAN RECORDS

— BATTING —

Games: 67 - Zack Cozart, 2004
 Batting Avg.: .402 - Seth Smith, 2002
 At Bats: 263 - Jordan Henry, 2007
 Runs Scored: 60 - Jordan Henry, 2007
 Hits: 99 - Jordan Henry, 2007
 Singles: 92 - Jordan Henry, 2007
 Doubles: 19 - Keith Johns, 1990
 Triples: 6 - Alex Presley, 2004
 Home Runs: 14 - Matt Smith, 2008
 Total Bases: 119 - Matt Smith, 2008
 Runs Batted In: 52 - Seth Smith, 2002
 Walks: 35 - Matt Tolbert, 2001
 Strikeouts: 80 - Matt Smith, 2008
 Stolen Bases: 12 - Jordan Henry, 2007
 Slugging Pct.: .585 - Burney Hutchinson, 1999
 On-Base Pct.: .452 - Seth Smith, 2002

— PITCHING —

Appearances: 30 - Cooper Campbell, 1999
 Games Won: 11 - Cody Satterwhite, 2006
 Games Lost: 4 - Justin Huisman, 1998
 Consec. Games Won: 7 - Adam Yates, 2001; Jordan Fowler, 2018
 Consec. Games Lost: 5 - Mark Holliman, 2003
 ERA: 1.40 - Stephen Head, 2003
 Games Started: 16 - Jeff Calhoun, 1977; **Gunnar Hoglund, 2019**
 Games Relieved: 30 - Cooper Campbell, 1999
 Complete Games: 2 - Stephen Head, 2003
 Shutouts: 1 - Adam Yates, 2001; Stephen Head, 2003
 Innings Pitched: 104.1 - Jeff Calhoun, 1977
 Runs Allowed: 51 - Brett Bukvich, 2006
 Earned Runs: 40 - **Gunnar Hoglund, 2019**
 Walks: 48 - Lance Lynn, 2006
 Strikeouts: 86 - **Doug Nikhazy, 2019**
 Saves: 13 - Stephen Head, 2003
 HR Allowed: 10 - Drew Pomeranz, 2008; **Doug Nikhazy, 2019**



TEAM RECORDS

BATTING

At Bats	63	vs. Arizona, 3-3-2001
Runs	28	vs. Illinois College, 3-9-1989
Hits	27	vs. Illinois College, 3-9-1989
Doubles	9	vs. Livingston, 2-24-1985 vs. Rhodes, 4-24-1986 vs. Arkansas State, 4-12-1988 at Texas A&M, 2-20-1998
Triples	4	vs. North Alabama, 2-28-1991 vs. New Orleans, 2-20-1999
Home Runs	8	vs. SE Louisiana, 3-13-1981
Runs Batted In	25	vs. Illinois College, 3-9-1989 vs. Arkansas-Pine Bluff, 3-20-2019
Total Bases	46	vs. Arkansas-Pine Bluff, 3-20-2019
Walks	16	vs. Union, 2-26-1985
Strikeouts	22	at No. 1 LSU, 3-15-2015 at No. 1 Vandy, 4-10-2015
Stolen Bases	11	vs. Tulane, 5-3-1966
Hit By Pitch	6	vs. Mississippi State, 4-22-2014
Left On Base	18	vs. Mississippi State, 5-8-1964
Runs In One Inning	14	vs. Illinois College, 3-9-1989

PITCHING

Batters Faced	68	vs. Arizona, 3-3-2001
Runs Allowed	27	vs. Mississippi State, 4-2-1983
Hits Allowed	26	vs. Mississippi State, 4-2-1983
Strikeouts	21	vs. Arizona, 3-3-2001 vs. Minnesota, 2-22-2008
Hit Batsmen	5	vs. Delta State, 4-12-1950 vs. Nicholls State, 2-28-1988
Most Wild Pitches	6	vs. South Alabama, 3-19-1971 vs. Mississippi State, 4-29-2007
Most Balks	3	vs. Stetson, 2-23-2003

FIELDING

Putouts	51	vs. Arizona, 3-3-2001 vs. Southern Miss, 3-27-2007
Assists	32	vs. Alabama, 4-8-1963
Errors	11	vs. Mississippi State, 5-15-1947
Double Plays	6	vs. Minnesota, 2-21-1992

INDIVIDUAL BATTING

AT BATS

8	Burney Hutchinson vs. Arizona, 3-3-2001
	Lance Jones vs. Arizona, 3-3-2001
	Jordan Henry vs. Mississippi State, 4-29-2007

RUNS SCORED

6	Taylor Hashman vs. UA-Pine Bluff, 3-16-2010
---	---

HITS

6	Charlie Conerly vs. Millsaps, 4-28-1947
	Bobby Wilson vs. Delta State, 4-3-1948
	Tommy Nichols vs. Delta State, 4-5-1967

DOUBLES

4	Junior Rogers vs. Livingston, 2-24-1985
	Jeffrey Johnson vs. South Carolina, 4-2-1995

TRIPLES

3	Michael Rosamond vs. New Orleans, 2-20-1999
---	---

HOME RUNS

3	Jimmy Yawn vs. LSU, 5-3-1967
	Kyle Gordon vs. Mississippi College, 4-16-1984
	Kyle Gordon vs. Mississippi College, 4-2-1985
	Tommy Boone vs. Memphis State, 4-13-1988
	Brad Henderson vs. Arkansas, 4-11-1997
	John Massey vs. Baylor, 2-12-1999
	Jude Voltz vs. Vanderbilt, 4-2-1999

TOTAL BASES

14	Kyle Gordon vs. Mississippi College 4-2-1985
----	--

RUNS BATTED IN

10	Charlie Conerly vs. Millsaps, 4-28-1947
----	---

SINGLE-GAME RECORDS

WALKS

4	Ken Netherland vs. Delta State, 3-21-1960
	Hugh Pollard vs. Tulane, 4-5-1959
	Charlie Williams vs. LSU, 5-3-1966
	Mark Clark vs. LSU, 3-18-1978
	Kyle Gordon vs. Mississippi College, 3-26-1985
	Robert Cole vs. Mississippi College, 2-26-1985
	Kevin McMahon vs. Clemson, 1971
	Jordan Henry vs. Florida, 4-19-2009
	Preston Overbey vs. Alabama, 4-13-2013
	Anthony Servideo vs. Jacksonville State, 6-2-2019

STOLEN BASES

5	Mike Summerlin vs. Alabama, 3-1-1981
	Lee Shumake vs. Auburn, 4-16-1952

INDIVIDUAL FIELDING

PUTOUTS

20	Evan Button vs. Mississippi State, 4-29-2007
	Brett Basham vs. Minnesota, 2-22-2008

ASSISTS

10	Tate Blackman vs. Southern Miss, 4-4-2017
----	---

INDIVIDUAL PITCHING

BALKS

3	T.J. Beam vs. Stetson, 2-23-2003
---	----------------------------------

BATTERS FACED

52	Barry Gaddis vs. Mississippi State, 5-1-1971
----	--

INNINGS

12.0	Darren Musselwhite vs. Missouri, 3-21-1987
	Jamey Price vs. Georgia, 4-7-1995
11.2	Larry Williams vs. LSU, 3-25-1960
11.0	Ryan Farmer vs. Clemson, 3-25-1984

MOST HITS

16	Olin Briscoe vs. Alabama, 5-4-1949
----	------------------------------------

HIT BATSMEN

5	Olin Briscoe vs. Delta State, 4-12-1950
---	---

STRIKEOUTS

16	Robert Earl Siedell vs. Delta State, 3-26-1962
	Jamey Price vs. Kentucky, 3-24-1995
	Drew Pomeranz vs. W. Kentucky, 6-1-2009

WALKS

10	Archie White vs. Loyola, 4-18-1956
	Jeff Calhoun vs. Alabama, 4-28-1979

WILD PITCHES

5	Byron Meaut vs. South Alabama, 3-19-1971
---	--



Lefty Drew Pomeranz had a tremendous Rebel career, setting the career mark with 344 strikeouts over three seasons (2008-10).

SINGLE-SEASON TEAM RECORDS

BATTING

At Bats	2,425	2014
Runs Scored	501	2005
Hits	759	2005
Batting Average	.321	2005
Doubles	144	2005
Triples	34	1991
Home Runs	98	1998
Runs Batted In	462	2005
Total Bases	1,174	2005
Base On Balls	351	2019
Strikeouts	510	1999
Stolen Bases	93	2006
		2019
Consec. Games With a HR	16	1998

FIELDING

Most Putouts	1,894	2014
Assists	780	1995
Most Errors	107	1985
Best Fielding Percentage	.978	2019
Most Double Plays	72	1992

PITCHING

Appearances	258	2019
Relief Appearances	190	2019
Complete Games	26	1975
Innings Pitched	631.1	2014
Wins	48	2005
	48	2014
	48	2018
Losses	31	1997
Saves	21	1993
	21	2018
Earned Run Average	1.89	1959
Batters Faced	2,661	2014
Most Runs Allowed	352	1999
Fewest Runs Allowed	117	1955
Most Walks Allowed	264	1999
Fewest Walks Allowed	63	1955
Strikeouts	624	2008
Hit Batsmen	56	2019
Shutouts	9	2012


LONGEST EXTRA-INNING GAMES

INNINGS	OPPONENT	DATE	SCORE
17	Mississippi State	April 29, 2007	L, 1-4
17	Arizona	March 3-4, 2001	W, 5-4
16	at #1 Vanderbilt	April 10, 2015	W, 6-5
15	Southern Miss	April 11, 1990	W, 3-2
15	at Mississippi State	1965	W, 6-5
14	at #1 LSU	March 14, 2015	W, 5-3
14	at Alabama	1963	W, 8-7
14	Alabama	1941	L, 10-11
13	10 Games	1948-2014	6-4 in those contests



10-WIN/100-STRIKEOUT CLUB

Ryan Rolison became the third Rebel, joining Jamey Price (1995) and Pete Montrenes (2001), to record 10 wins and 100 strikeouts in a single season. Rolison went 10-4 with 120 strikeouts, which were good for sixth on the Rebels' single-season charts. As the Rebels' Friday night starter, the redshirt-sophomore lefty recorded a 3.70 ERA en route to becoming a first-round MLB Draft pick by the Colorado Rockies.



JAMEY PRICE, 1995

Year	ERA	W-L	APP	GS	CG	SHO/CBO
1995	1.72	11-6	19	19	9	2/0

Year	SV	IP	H	R	ER	BB	SO
1995	0	141.0	104	37	27	16	118



PETE MONTRENES, 2001

Year	ERA	W-L	APP	GS	CG	SHO/CBO
2001	3.45	10-4	16	16	2	0/1

Year	SV	IP	H	R	ER	BB	SO
2001	0	117.1	94	57	45	39	107



RYAN ROLISON, 2018


Year	ERA	W-L	APP	GS	CG	SHO/CBO
2018	3.70	10-4	17	16	0	0/0

Year	SV	IP	H	R	ER	BB	SO
2018	0	97.1	88	50	40	45	120


REBEL NO-HITTERS



Sisler Johnson
1940 vs.
Mississippi College
(Won 8-0)



Cecil Burford
1956 vs.
Vanderbilt
(Won 7-0)



Robert Earl Siedell
1962 vs.
Alabama
(Won 1-0)



Russ Johnson
1966 vs.
Mississippi State
(Won 5-0)

Not pictured: Webb Burke, 1926 vs. James Millikin University (Won 12-0)

LOW-HIT GAMES

NO-HITTERS

Webb Burke vs. James Millikin University, 1926 (12-0)
Sisler Johnson vs. Mississippi College, 1940 (8-0, 9 innings)
Cecil Burford vs. Vanderbilt, 1956 (3-0, 7 innings)
Robert Earl Siedell vs. Alabama, 1962 (1-0, 7 innings)
Russ Johnson vs. Mississippi State, 1966 (5-0, 9 innings)
Zack Phillips, Kaleb Hill, Pierce Smith, Taylor Broadway vs. Arkansas-Pine Bluff (25-0, 7 innings)

ONE-HIT GAMES

Ike Pearson vs. Mississippi State, 1939 (1-0, 10 innings)
Jim Dupuy vs. Delta State, 1951 (4-0, 7 innings)
Lea Alford vs. Tulane, 1952 (3-0, 7 innings)
Buddy Wittichen vs. Bradley, 1956 (4-0, 9 innings)
Cecil Burford vs. Tennessee Tech, 1956 (3-2, 9 innings)
Larry Williams vs. Tulane, 1958 (13-0, 9 innings)
Larry Williams vs. Alabama, 1960 (3-0, 9 innings)
Larry Williams vs. Mississippi State, 1960 (8-0, 7 innings)
Richard Prince vs. Nicholls State, 1965 (11-0, 9 innings)
Eric Ayer vs. Mississippi State, 1967 (1-0, 7 innings)
Rick Zibilich vs. Alabama, 1975 (7-0, 7 innings)
Mike Park vs. Alabama, 1975 (4-1, 7 innings)
Jeff Calhoun vs. Arkansas State, 1977 (3-0, 7 innings)
Russ Davis vs. Arkansas-Little Rock, 1978 (5-1, 7 innings)
Russ Davis vs. Southern Miss, 1978 (22-1, 7 innings)
Albert Ward vs. Illinois Wesleyan, 1980 (4-0, 9 innings)
Tom Luke vs. Southern Illinois, Feb. 29, 1992 (16-0, 9 innings)
Matt Ryan, Jason Lowe and Jason McKenzie vs. UT-Martin, Feb. 20, 1993 (17-0, 9 innings)
Chad Mead, Glen Morris, Dan McShea, March 17, 1999 vs. Morehead State (22-0, 9 innings)
Jeff McAvoy vs. Louisiana Tech, Feb. 18, 2000 (9-2, 6 innings)
Adam Yates vs. SE Louisiana, Feb. 14, 2001 (9-0, 7 innings)
Alan Horne, Nick Bradshaw, Nathan Lyons, Josh Grant and Adam Yates vs. Memphis, March 5, 2002 (12-0, 9 innings)

TWO-HIT GAMES

Ray Poole vs. Auburn, 1947 (4-0, 9 innings)
Ray Poole vs. Lambuth, 1947 (20-0, 9 innings)
Toby Majure vs. Florida, 1948 (8-1, 9 innings)
Olin Briscoe vs. Tulane, 1951 (11-0, 9 innings)
Lea Alford vs. Vanderbilt, 1953 (2-0, 7 innings)
Eagle Day vs. LSU, 1955 (9-3, 9 innings)
Buddy Wittichen vs. Tulane, 1957 (1-0, 7 innings)
Larry Williams vs. LSU, 1959 (7-0, 9 innings)
Larry Higginbotham vs. Tulane, 1962 (4-0, 7 innings)
Robert Earl Siedell vs. LSU, 1962 (2-3, 9 innings)
Robert Earl Siedell vs. Illinois Wesleyan, 1963 (11-1, 7 innings)
Richie Prine vs. Alabama, 1964 (6-0, 9 innings)
Scott Hasler vs. Mississippi State, 1967 (7-0, 7 innings)
Larry Kerr vs. Clemson, 1968 (7-0, 7 innings)
Ronnie Aldy vs. SW Louisiana, 1968 (3-0, 7 innings)
Ken Kauerz vs. Kansas State, 1969 (10-0, 6 innings)
Ken Kauerz vs. Northern Illinois, 1970 (2-1, 7 innings)
Barry Gaddis vs. NE Louisiana, 1974 (2-1, 7 innings)
Joe Nichols vs. Memphis State, 1974 (1-2, 6.2 innings)
Dave Palmer vs. Delta State, 1974 (5-1, 9 innings)
Rick Zibilich vs. LSU, 1975 (1-2, 7 innings)
David Ray vs. Southern Miss, 1975 (8-0, 7 innings)
David Palmer vs. Delta State, 1975 (3-0, 7 innings)
Trevor Nau vs. Memphis State, 1976 (1-2, 7 innings)
Jeff Calhoun vs. Illinois State, 1977 (9-0, 7 innings)
Rick Zibilich vs. Tulane, 1978 (12-0, 9 innings)
Jeff Calhoun vs. Southern Miss, 1979 (8-0, 9 innings)
Jeff Calhoun vs. Auburn, 1980 (4-1, 7 innings)
Gregg Goodman vs. Southern Miss, 1980 (8-0, 9 innings)
Gregg Goodman vs. Alabama, 1981 (1-2, 7 innings)
Bryan Farmer vs. Auburn, 1982 (1-0, 7 innings)
Laddie Renfroe vs. Arkansas State, 1983 (19-0, 7 innings)
Matt Ryan and Ryan Young vs. Delta State, March 17, 1993 (6-1, 9 innings)
John McNeese, Charles Barbour and Ryan Young vs. St. Louis, March 5, 1994 (8-0, 9 innings)
Mickey Callaway vs. Freed-Hardeman, March 29, 1996 (8-0, 9 innings)
Matt Duff vs. Arkansas State, April 23, 1996 (3-2, 9 innings)
Chad Mead, Cooper Campbell, Ryan Bukvich vs. SE Missouri State, Feb. 24, 1999 (0-1, 9 innings)
Pete Montrenes vs. Florida, April 20, 2002 (9-1, 9 innings)
Adam Yates, Jon Dickens and Glen Morris, May 1, 2002 vs. Mississippi Valley State (W, 12-0, 7 innings)
Alan Horne, T.J. Beam, Stephen Head, Feb. 14, 2003 (3-2, 9 innings) vs. Louisiana Tech*
Stephen Head vs. South Carolina, April 27, 2003 (2-0, 9 innings)
Matt Maloney vs. Mississippi State, April 30, 2005 (5-0, 9 innings)
Anthony Cupps vs. Florida, May 28, 2005 (14-1, 7 innings)
Drew Pomeranz vs. W. Kentucky, June 1, 2009 (4-1, 9 innings)
Bobby Wahl, Dylan Chavez, Brett Huber vs. UNC-Wilmington, Feb. 24, 2012 (W, 2-0, 9 innings)
Mike Mayers, R.J. Hively vs. Arkansas, April 21, 2012 (W, 1-0, 9 innings)
Tanner Bailey, Dylan Chavez, Hawtin Buchana, Brett Huber at Mississippi State, April 29, 2012 (L, 2-4)
Bobby Wahl, Aaron Greenwood vs. Alabama, April 12, 2013 (W, 6-0)
Bobby Wahl, Mike Mayers, Brett Huber vs. Mississippi State, May 11, 2013 (W, 3-0)
James McArthur, Will Ethridge at Arkansas, April 27, 2017 (W, 9-1)
Jordan Fowler, Connor Green, Pierce Smith, Austin Miller, Colin Coates at Georgia State, March 14, 2018 (W, 16-2)
Ryan Rolison, Will Ethridge, Parker Caracci at Alabama, May 17, 2018 (W, 3-2)
Doug Nikhazy, Parker Caracci at Missouri, March 23, 2019 (W, 2-0)

* — Suspended game was completed on Feb. 16, 2003



MAYOR'S TROPHY/GOVERNOR'S CUP

Aside from their conference series, Ole Miss and Mississippi State have played in a neutral-site rivalry game each season since 1980. The series, led 20-18 by MSU over the past 38 years, began as the Mayor's Trophy game, but was changed to the Governor's Cup in 2007.

Started in 1980 by then Jackson Mayor Dale Danks Jr., the Mayor's Trophy game has been one of the most anticipated matchups of the college baseball season. In the first 25 editions the game drew an average of 4,887 fans per game. The 1995 contest drew a series record of 6,712 fans as the Rebels defeated the Bulldogs 5-4.

The Rebels drew even with the Bulldogs in the all-time series in 2005, tying it at 13 games each, as Ole Miss reeled off four straight wins in the series. Eleven of the 26 games in the Mayor's Trophy Series were decided by one run.

With a 1-0 win in 2006, the first shutout ever in the 27-year history of the series, the Rebels took the lead 14-13 in the non-conference contest between the teams.

That win gave Ole Miss the lead for the first and final time in the Mayor's Trophy all-time series.

Beginning in the 2007 season, the non-conference meeting between the two teams moved to Trustmark Park in Pearl, Miss., and began anew as the two teams now compete for the Governor's Cup.

As was the case with the Mayor's Trophy game, the two teams alternate serving as the designated home team. Ole Miss was the home team in the inaugural game on April 17, 2007. Ole Miss is the home team in the 2019 edition of the contest.

In 2015, the Rebels claimed the Governor's Cup in historic fashion. Behind seven scoreless innings by Governor's Cup MVP Scott Weathersby, the Rebels cruised to an 11-1 victory. The 10-run win was the largest margin of victory in the history of the Mayor's Trophy/Governor's Cup rivalry. In 2017, a record crowd of 8,536 watched the rivalry game.

MAYOR'S TROPHY RESULTS

Year	W/L	OM	MSU	Attendance
1980	L	2	9	4,300
1981	L	3	4	4,200
1982	W	8	5	5,627
1983	L	3	4	3,510
1984	W	4	3	4,620
1985	L	2	5	5,336
1986	L	5	8	4,725
1987	W	6	5	4,846
1988	L	4	7	4,219
1989	W	4	3	6,200
1990	L	1	4	4,972
1991	W	8	7	5,124
1992	L	3	4	6,249
1993	W	6	5	6,278
1994	L	3	5	5,085
1995	W	5	4	6,712
1996	L	4	8	2,866
1997	L	3	7	3,424
1998	L	2	6	4,044
1999	W	10	6	5,486
2000	W	3	2	3,867
2001	L	6	15	3,600
2002	W	8	4	5,911
2003	W	5	1	5,689
2004	W	10	4	5,287
2005	W	5	1	5,402
2006	W	1	0	5,836

GOVERNOR'S CUP RESULTS

Year	W/L	OM	MSU	Attendance
2007	L	9	14	8,012
2008	L	5	6	7,862
2009	W	8	1	7,458
2010	W	5	3	7,322
2011	L	1	6	7,334
2012	W	6	3	5,533
2013	L	1	5	8,250
2014	L	3	8	8,496
2015	W	11	1	6,830
2016	L	0	2	8,532
2017	L	2	4	8,536
2018	L	6	7	8,515
2019	L	1	8	8,638

1-0 GAMES

Ole Miss has been involved in 56 one-run games throughout its history, recording a 28-28 mark in those contests.

Date	Opponent (W/L)
1910	at Sewanee (W)
1912	at Alabama (L)
1923	vs. Tate County A.H.S. (W)
1924	vs. Mississippi College (L)
1926	vs. Mississippi A&M (W)
1935	vs. LSU (L)
1949	vs. Tulane (L)
1955	at Tulane (W)
1956	at Tulane (W)
1957	vs. Tulane (W); 7 innings
1959	at SE Louisiana (L)
1959	vs. Alabama (W)
1961	at Alabama (W)
1962	vs. Alabama (W); 7 innings
1967	vs. McNeese State (L)
1967	vs. Mississippi State (W)
1967	vs. Alabama (L)
1968	at LSU (L); 7 innings
1969	vs. Kansas State (L); 7 innings
1970	vs. LSU (W)
1970	at Alabama (W)
1970	vs. Alabama (W)
1973	vs. Louisiana Tech (W); 7 innings
1974	vs. Illinois State (W)
1974	at Louisiana Tech (W)
1974	vs. LSU (W)
1976	at Memphis State (L); 7 innings
1976	vs. Auburn (L)
1978	at Auburn (L)
1979	vs. LSU (L)
1980	vs. Mississippi State (L)
1980	vs. Memphis State (L)
1982	vs. NE Louisiana (W); 7 innings
1982	vs. Auburn (W); 7 innings
1983	vs. Mississippi College (W)
1984	at LSU (L); 7 innings
1984	at Alabama (L); 7 innings
March 12, 1988	at Auburn (L); 11 innings
March 3, 1990	vs. Middle Tennessee State (L)
March 13, 1990	at Louisiana Tech (L)
May 4, 1991	at Georgia (L); 7 innings
April 25, 1992	vs. Auburn (W)
May 1, 1993	at Auburn (L); 7 innings
Feb. 21, 1996	vs. NE Louisiana (L)
March 7, 1997	vs. Kentucky (L)
March 11, 1998	vs. Delta State (W)
Feb. 24, 1999	vs. SE Missouri State (L)
Feb. 17, 2001	vs. SE Missouri State (W)
May 7, 2004	vs. Arkansas (W)
June 4, 2004	vs. Western Kentucky (L) - 1
April 11, 2006	vs. Miss. State (W) - 2
Feb. 24, 2007	vs. Wright State (L)
April 21, 2012	vs. Arkansas (W)
Feb. 15, 2013	vs. TCU (W)
Feb. 23, 2013	vs. Rhode Island (W)
March 7, 2017	vs. Georgia State (W)
March 12, 2017	vs. Furman (W)
March 17, 2017	vs. Vanderbilt (W)
March 15, 2019	vs. Alabama (W)
May 23, 2019	vs. Texas A&M (W)

1- NCAA Oxford Regional

2- Mayor's Trophy Game in Jackson, Miss.





REBEL ALL-AMERICA SELECTIONS

PLAYER	POS.	YEAR	POLL
Bernie Schreiber	2B	1956	ABCA
Jake Gibbs	3B	1960	ABCA (1st)
Jake Gibbs	3B	1961	ABCA
Don Kessinger	SS	1964	ABCA (1st), The Sporting News (1st)
Jimmy Yawn	SS	1966	NCAA
Whitey Adams	3B	1970	The Sporting News
Steve Dillard	SS	1972	ABCA (3rd)
Paul Husband	RF	1972	ABCA (1st), Worth (1st)
Paul Husband	RF	1973	ABCA (1st), The Sporting News (1st)
Chris Snopce	3B	1992	Baseball America (3rd)
David Dellucci	OF	1995	NCBWA (1st)
Jamey Price	P	1995	Mizuno (1st), NCBWA (1st)
Burney Hutchinson	OF	2001	Baseball Weekly (2nd)
Stephen Head	UTL	2003	USA Today/Sports Weekly (2nd); NCBWA (3rd)
Stephen Head	UTL	2004	USA Today/Sports Weekly (1st); Baseball America (1st); NCBWA (2nd); Collegiate Baseball (3rd); CollegeBaseballInsider.com (1st)
Stephen Head	UTL	2005	ABCA (1st); USA Today/Sports Weekly (1st); NCBWA (2nd); Collegiate Baseball (3rd)
Brian Pettway	OF	2005	Collegiate Baseball (1st); ABCA (2nd); Baseball America (2nd); NCBWA (1st); USA Today/Sports Weekly (2nd)
Zack Cozart	SS	2006	Collegiate Baseball (1st), ABCA (2nd), NCBWA (3rd), Baseball America (3rd)
Scott Bittle	RHP	2008	Baseball America (1st), NCBWA (1st), Rivals.com (1st)
Drew Pomeranz	LHP	2010	Baseball America (1st), NCBWA (1st), Collegiate Baseball (1st), ABCA (1st)
Alex Yarbrough	2B	2012	Baseball America (1st), NCBWA (1st), Collegiate Baseball (1st), ABCA (1st)
Stuart Turner	C	2013	ABCA, Baseball America, NCBWA (1st), Collegiate Baseball (2nd)
Bobby Wahl	RHP	2013	NCBWA (2nd), Collegiate Baseball (3rd)
Will Allen	C	2014	NCBWA (3rd), Perfect Game (3rd)
Auston Bousfield	OF	2014	NCBWA (3rd), Baseball America (3rd), Perfect Game (3rd), ABCA (1st)
Austin Anderson	IF	2014	Collegiate Baseball (3rd)
J.B. Woodman	OF	2016	Baseball America (2nd), Perfect Game (2nd)
Parker Caracci	RHP	2018	Baseball America (2nd), D1Baseball (2nd), Perfect Game (Honorable Mention)
Grae Kessinger	SS	2019	College Baseball Foundation (1st), Collegiate Baseball (3rd), ABCA (3rd)


FRESHMAN ALL-AMERICANS

PLAYER	POS.	YEAR	POLL
Adam Yates	RHP	2001	Baseball America (1st)
Seth Smith	OF	2002	Baseball America (2nd), Collegiate Baseball (1st)
Matt Tolbert	IF	2002	Collegiate Baseball (HM)
Stephen Head	UTIL	2003	Collegiate Baseball (1st)
Alex Presley	OF	2004	Baseball America (2nd)
Zack Cozart	SS	2005	Collegiate Baseball
Cody Satterwhite	RP	2006	Collegiate Baseball
Jordan Henry	OF	2007	Baseball America (1st)
Zack Miller	2B	2007	Baseball America (2nd)
Drew Pomeranz	LHP	2008	Collegiate Baseball
Brett Huber	RHP	2010	Baseball America (1st), Collegiate Baseball
J.B. Woodman	OF	2014	Baseball America (2nd), Collegiate Baseball
Brady Feigl	RHP	2016	Collegiate Baseball
James McArthur	RHP	2016	Collegiate Baseball
Andy Pagnozzi	RHP	2016	Collegiate Baseball
Will Ethridge	RHP	2017	Collegiate Baseball
Ryan Rolison	LHP	2017	Collegiate Baseball
Houston Roth	RHP	2017	Collegiate Baseball
Tyler Keenan	3B	2018	Perfect Game (2nd), Collegiate Baseball
Jordan Fowler	LHP	2018	NCBWA (2nd), Collegiate Baseball
Doug Nikhazy	LHP	2019	Perfect Game (1st), Collegiate Baseball
Kevin Graham	IF/DH	2019	Collegiate Baseball



WHITEY ADAMS, 3B

Year	G	AVG.	AB	R	H	2B	3B	HR	RBI	SLG	SB
1968	32	.305	105	14	32	4	1	1	14	.390	6
1969	42	.340	147	31	50	8	2	9	55	.605	5
1970	33	.279	122	27	34	4	0	4	20	.526	0
Totals	107	.310	374	72	116	16	3	14	89	.481	11



WILL ALLEN, C

Year	G	AVG.	AB	R	H	2B	3B	HR	RBI	SLG	SB
2011	36	.227	97	12	22	3	1	4	10	.402	0
2012	56	.302	202	21	61	11	2	1	24	.391	2
2013	60	.231	208	17	48	5	0	4	23	.313	2
2014	69	.389	108	25	42	5	2	9	34	.722	5
Totals	221	.323	323	72	126	22	6	19	90	.672	12



AUSTIN ANDERSON, SS

Year	G	AVG.	AB	R	H	2B	3B	HR	RBI	SLG	SB
2011	39	.235	85	8	20	3	0	1	7	.306	1
2012	42	.239	109	18	26	4	2	0	11	.312	1
2013	58	.310	213	41	66	12	1	3	39	.418	4
2014	69	.389	108	25	42	5	2	9	34	.722	5
Totals	208	.323	323	72	126	22	6	19	90	.672	12




SCOTT BITTLE, RHP

Year	W-L	FRA	APP	GS	CG	SV	IP	H	R	ER	BB	SO
2007	2-5	2.79	28	3	0	7	42.0	42	22	13	17	59
2008	7-1	1.78	27	0	0	8	70.2	35	15	14	30	130
2009	5-2	2.17	14	6	1	3	45.2	28	12	11	22	68
Totals	14-8	2.16	69	9	1	18	158.1	105	49	38	69	257



AUSTON BOUSFIELD, OF

Year	G	AVG.	AB	R	H	2B	3B	HR	RBI	SLG	SB
2012	62	.281	221	38	62	10	1	2	22	.362	6
2013	62	.253	241	45	61	10	3	2	25	.344	30
2014	69	.336	285	61	96	18	2	6	50	.476	19
Totals	193	.290	748	109	219	38	6	10	97	.394	34



PARKER CARACCI, RHP

Year	W-L	ERA	APP	GS	CG	SV	IP	H	R	ER	BB	SO
2018	5-2	2.25	27	0	0	10	48.0	38	16	12	14	73
2019	3-3	6.12	24	0	0	11	32.1	28	26	22	19	38
Totals	8-5	3.81	51	0	0	21	80.1	66	42	34	33	111



ZACK COZART, SS

Year	G	AVG.	AB	R	H	2B	3B	HR	RBI	SLG	SB	BB	SO
2005	67	.281	231	53	65	16	1	9	46	.476	3	17	32
2006	66	.338	272	57	92	16	1	10	64	.515	15	17	28
2007	65	.311	257	49	80	14	1	5	42	.432	16	28	22
Totals	198	.312	760	159	237	46	3	24	157	.475	34	62	82



DAVID DELLUCCI, OF

Year	G	AVG.	AB	R	H	2B	3B	HR	RBI	SLG	SB	BB	SO
1992	41	.250	120	28	30	8	1	2	16	.383	2	12	16
1993	54	.306	206	31	63	15	1	11	43	.549	14	22	41
1994	52	.297	202	55	60	13	4	6	23	.490	25	39	51
1995	62	.410	229	67	94	15	6	17	63	.751	31	46	26
Totals	209	.326	757	181	247	51	16	36	145	.579	72	119	134



STEVE DILLARD, SS

Year	G	AVG.	AB	R	H	2B	3B	HR	RBI	SLG	SB
1971	35	.342	146	24	50	3	3	5	20	.507	7
1972	36	.306	134	23	41	2	2	0	9	.351	5
Totals	71	.325	280	47	91	5	5	5	29	.432	12



ALL-AMERICANS



JAKE GIBBS, 3B

Year	G	AVG.	AB	R	H	2B	3B	HR	RBI	SLG	SB
1959	24	.388	103	29	40	9	2	1	22	.544	15
1960	25	.424	99	33	42	10	2	3	32	.657	20
1961	23	.333	90	27	30	5	1	4	20	.544	18
Totals	72	.384	292	89	112	24	5	8	74	.582	53

STEPHEN HEAD, 1B/LHP

Year	G	AVG.	AB	R	H	2B	3B	HR	RBI	SLG	SB	BB	SO
2003	60	.337	208	31	70	10	2	6	44	.490	1	15	33
2004	60	.346	228	41	79	13	1	13	53	.583	0	23	37
2005	68	.331	272	65	90	16	1	18	68	.596	3	28	39
Totals	188	.338	708	137	239	39	4	37	165	.561	4	66	109

Year	W-L	ERA	G	GS	CG	SV	IP	H	R	ER	BB	SO
2003	4-1	1.40	20	4	2	13	57.2	40	10	9	16	43
2004	6-3	2.82	17	8	3	5	70.1	68	22	22	19	56
2005	7-3	2.54	24	7	0	8	85.0	83	31	24	27	77
Totals	17-7	2.32	61	19	5	26	213.0	191	63	55	62	176

PAUL HUSBAND, OF

Year	G	AVG.	AB	R	H	2B	3B	HR	RBI	SLG	SB
1970	32	.278	108	15	30	3	0	0	15	.306	6
1971	37	.321	137	29	44	5	0	9	26	.555	0
1972	36	.351	134	22	47	6	1	8	32	.590	1
1973	27	.402	82	13	33	4	1	4	20	.622	1
Totals	132	.334	461	79	154	18	2	21	93	.518	8

BURNEY HUTCHINSON, OF

Year	G	AVG.	AB	R	H	2B	3B	HR	RBI	SLG	SB	BB	SO
1999	41	.319	94	24	30	8	4	3	25	.585	1	17	13
2000	54	.293	188	39	55	9	1	10	37	.511	3	29	27
2001	63	.356	219	69	78	15	6	14	63	.671	15	53	35
2002	56	.323	229	55	74	19	3	10	42	.563	5	29	26
Totals	214	.325	730	187	237	51	14	37	167	.585	24	128	101

DON KESSINGER, SS

Year	G	AVG.	AB	R	H	2B	3B	HR	RBI	SLG	SB
1962	25	.402	102	25	41	2	3	3	15	.569	9
1963	26	.355	110	29	39	4	2	1	19	.455	15
1964	31	.436	133	37	58	11	4	1	21	.602	20
Totals	82	.400	345	91	138	17	9	5	55	.519	44

GRAE KESSINGER, SS

Year	G	AVG.	AB	R	H	2B	3B	HR	RBI	SLG	SB
2017	55	.175	154	15	27	5	0	2	16	.247	2
2018	62	.300	243	56	73	18	0	8	37	.473	8
2019	68	.330	270	67	89	18	0	7	50	.474	16
Totals	185	.283	667	138	189	41	0	17	103	.421	26

BRIAN PETTWAY, OF

Year	G	AVG.	AB	R	H	2B	3B	HR	RBI	SLG	SB	BB	SO
2003	59	.266	203	21	54	17	0	8	39	.468	1	28	47
2004	56	.305	203	41	62	11	0	6	31	.448	0	23	29
2005	68	.383	266	56	102	19	0	21	67	.692	1	35	47
Totals	183	.324	672	118	218	47	0	35	37	.551	2	86	123

DREW POMERANZ, LHP

Year	W-L	ERA	G	GS	CG	SV	IP	H	R	ER	BB	SO
2008	4-3	4.16	17	11	0	0	71.1	76	41	33	30	81
2009	8-4	3.40	16	16	2	0	95.1	85	47	36	37	124
2010	9-2	2.24	16	16	0	0	100.2	71	27	25	49	139
Totals	21-9	3.16	49	43	2	0	267.1	232	115	94	116	344



JAMEY PRICE, RHP

Year	W-L	ERA	G	GS	CG	SV	IP	H	R	ER	BB	SO
1994	10-2	2.91	14	14	2	0	102.0	82	47	33	31	71
1995	11-6	1.72	19	19	9	0	141.0	104	37	27	16	118
Totals	21-8	2.22	33	33	11	0	243.0	186	84	60	47	189



BERNIE SCHREIBER, 2B

Year	G	AVG.	AB	R	H	2B	3B	HR	RBI	SLG	SB
1953	19	.247	81	12	20	1	2	0	13	.309	3
1954	23	.341	85	16	29	7	1	1	16	.482	8
1955	17	.354	65	11	23	3	3	1	14	.538	3
1956	25	.417	96	19	40	9	6	0	24	.635	10
Totals	84	.343	327	58	112	20	12	2	67	.495	24




CHRIS SNOPEK, 3B

Year	G	AVG.	AB	R	H	2B	3B	HR	RBI	SLG	SB	BB	SO
1990	51	.233	180	25	42	8	2	2	22	.333	3	30	24
1991	55	.266	188	30	50	12	2	6	29	.447	4	16	25
1992	54	.407	189	41	77	21	0	13	62	.725	9	31	27
Totals	160	.303	557	96	169	41	4	21	113	.504	16	77	76



STUART TURNER, C

Year	G	AVG.	AB	R	H	2B	3B	HR	RBI	SLG	SB	BB	SO
2013	62	.374	222	44	83	15	1	5	51	.518	2	28	37
Totals	62	.374	222	44	83	15	1	5	51	.518	2	28	37




BOBBY WAHL, RHP

Year	W-L	ERA	G	GS	CG	SV	IP	H	R	ER	BB	SO
2011	0-2	4.80	18	1	0	4	30.0	33	18	16	11	26
2012	7-4	2.55	17	17	0	0	99.0	76	36	28	32	104
2013	10-0	2.03	16	16	1	0	97.2	69	25	22	44	78
Totals	17-6	2.62	51	34	1	4	226.2	178	79	66	87	208



J.B. WOODMAN, OF

Year	G	AVG.	AB	R	H	2B	3B	HR	RBI	SLG	SB	BB	SO
2014	58	.298	168	31	50	10	3	2	20	.429	10	13	34
2015	58	.274	212	39	58	8	2	7	23	.429	7	39	59
2016	62	.323	232	53	75	15	1	14	55	.578	12	33	48
Totals	178	.299	612	123	183	33	6	23	98	.485	29	85	141



ALEX YARBROUGH, 2B

Year	G	AVG.	AB	R	H	2B	3B	HR	RBI	SLG	SB	BB	SO
2010	61	.283	240	39	68	13	3	4	41	.413	4	18	52
2011	55	.350	214	49	75	14	3	7	38	.542	4	21	27
2012	62	.380	250	43	95	17	3	3	43	.508	4	22	24
Totals	178	.338	704	131	238	44	9	14	122	.486	12	61	103



JIMMY YAWN, SS

Year	G	AVG.	AB	R	H	2B	3B	HR	RBI	SLG	SB
1965	21	.365	85	16	31	8	2	4	29	.647	1
1966	31	.408	130	31	53	9	2	6	27	.646	6
1967	29	.389	108	25	42	5	2	9	34	.722	5
Totals	81	.390	323	72	126	22	6	19	90	.672	12



ALL-SEC SELECTIONS

Year	Player	Pos.
1949	Bobby Wilson	RF
1950	Olin Briscoe	P
	Marion Cook	C
1951	Olin Briscoe	P
	Hal Maxwell	RF
1952	Bobby Christiansen	CF
	Karl Ott	C
1953	Jack Reed	CF
1954	Robert Jarvis	LF
	Bernie Schreiber	2B
	Pepper Thomas	SS
1955	Bernie Schreiber	2B
1956	Eddie Crawford	CF
	Eagle Day	3B
	Joe Gibbon	P
	Billy Kinard	LF
	Bernie Schreiber	2B
1957	John L. Gainey Jr.	CF
1959	Jake Gibbs	3B
	Jamie Howell	CF
	Billy Ray Jones	LF
	Robert Khayat	C
	Larry Williams	P
1960	Jake Gibbs	3B
	Jamie Howell	CF
	Billy Ray Jones	LF
	Robert Khayat	C
	Larry Williams	P
1961	Doug Elmore	CF
	Jake Gibbs	3B
	Don Porter	1B
1962	Donnie Kessinger	SS
1963	Donnie Kessinger	SS
	Tommy Keyes	P
1964	Donnie Kessinger	SS
	Tommy Keyes	P
	Glen Lusk	CF
	Richie Prine	P
1965	Jimmy Yawn	1B
1966	Chet Bergalowski	C
	Scott Hasler	P
	Jimmy Yawn	SS
1967	Tommy Nichols	SS
	Jimmy Yawn	2B
1968	John Shaw	2B
1969	Whitey Adams	3B
	Ed McClarty	1B
1970	Archie Manning	SS
	John Shaw	2B
1971	Dennis Starr	C

Year	Player	Pos.
1972	Steve Dillard	SS
	Paul Husband	RF
	Jim Pittman	P
1973	Paul Husband	RF
1974	T.Y. Gunter	2B
1975	Pat Ball	CF
	Mike Park	P
	Dennis Starr	C
1977	Mark Barnhouse	2B
1978	Mike Pomeranz	DH
1980	Bart Boykin	C
	Jeff Calhoun	P
1981	Larry Simcox	SS
1982	Bryan Farmer	P
1983	Ken Houser	LF
	Pat Pomeranz	RF
1984	Chris Padgett	RF
1985	Kyle Gordon	DH
	Darryl Oliver	2B
1986	Bubba Simon	3B (1st)
	Robert Cole	OF (2nd)
	Kyle Gordon	1B (2nd)
1987	Joe Gex	C (1st)
	Bubba Simon	3B (1st)
1989	Lee Hodge	2B (2nd)
	Keith Kessinger	SS (2nd)
1990	Grant Sullivan	P (2nd)
1991	Kevin Kessinger	CF (1st)
	Grant Sullivan	P (2nd)
1992	Chris Snopek	3B (1st)
	Kenny Carlyle	P (2nd)
1993	Kary Bridges	3B (2nd)
1994	David Dellucci	OF (2nd)
	Jamey Price	P (2nd)
1995	David Dellucci	OF (1st)
	Jamey Price	P (1st)
1998	Brad Henderson	2B (2nd)
1999	Brad Henderson	2B (1st)
	Michael Rosamond	OF (2nd)
2001	Burney Hutchinson	OF (1st)
	Josh Christian	DH (2nd)
	Carl Lafferty	C (2nd)
	Pete Montrenes	RHP (2nd)
2002	Seth Smith	OF (1st)
	Burney Hutchinson	OF (2nd)
2003	Stephen Head	RHP (2nd)
2004	Stephen Head	DH (1st)
	Mark Holliman	RHP (1st)
	Seth Smith	OF (2nd)
	Alex Presley	OF (Freshman)
	Chris Coghlan	3B (Freshman)

Year	Player	Pos.
2005	Chris Coghlan	3B (2nd)
	Stephen Head	UTL (1st)
	Brian Pettway	OF (1st)
	Zack Cozart	SS (Freshman)
2006	Chris Coghlan	3B (2nd)
	Zack Cozart	SS (1st)
	Cody Satterwhite	RP (Freshman)
2007	Zack Cozart	SS (1st)
	Jordan Henry	OF (2nd)
	Lance Lynn	RHP (2nd)
	Cody Satterwhite	RHP (2nd)
	Nathan Baker	LHP (Freshman)
	Jordan Henry	OF (Freshman)
	Zach Miller	2B (Freshman)
2008	Lance Lynn	RHP (2nd)
	Scott Bittle	RHP (2nd)
	Brett Basham	C (Def.)
	Drew Pomeranz	LHP (Freshman)
2009	Jordan Henry	OF (1st)
	Scott Bittle	RHP (2nd)
	Drew Pomeranz	LHP (2nd)
2010	Drew Pomeranz	LHP (1st)
	Brett Huber	RHP (2nd)
	Brett Huber	RHP (Freshman)
2011	Alex Yarbrough	2B (2nd)
2012	Alex Yarbrough	2B (1st)
	Matt Snyder	1B (2nd)
	Bobby Wahl	RHP (2nd)
2013	Stuart Turner	C (1st, Def.)
	Andrew Mistone	3B (2nd)
	Bobby Wahl	RHP (2nd)
2014	Austin Anderson	3B (1st)
	Auston Bousfield	OF (1st)
	Sikes Orvis	1B (1st)
	Will Allen	C (2nd)
	Errol Robinson	SS (Freshman)
2015	Wyatt Short	LHP (2nd)
2016	Henri Lartigue	C (1st)
	J.B. Woodman	OF (1st, Def.)
	Tate Blackman	2B (2nd)
2017	Colby Bortles	3B (2nd)
	Ryan Rolison	LHP (Freshman)
2018	Ryan Olenek	OF (1st)
	Nick Fortes	C (2nd)
	Parker Caracci	RHP (2nd)
	Cole Zabowski	1B (Def.)
	Anthony Servideo	2B (Freshman)
2019	Grae Kessinger	SS (1st)
	Cooper Johnson	C (2nd)
	Cooper Johnson	C (Def.)
	Doug Nikhazy	LHP (Freshman)

Year	Player	Pos.
1961	Doug Elmore	CF
	Jake Gibbs	3B
	Don Porter	CF
	Robert Earl Siedell	P
1962	Donnie Kessinger	SS
1963	Dave Jennings	3B
	Donnie Kessinger	SS
	Fred Roberts	OF
1964	Donnie Kessinger	SS
	Tommy Keyes	1B
	Glenn Lusk	CF
	Richie Prine	P
	Fred Roberts	OF
	Billy Sumrall	2B
1965	Billy Sumrall	2B
	Charlie Williams	OF
	Jimmy Yawn	1B
1966	Chet Bergalowski	C
	Scotty Hasler	P
	Glenn Lusk	CF
	Charlie Williams	OF
	Jimmy Yawn	SS
1967	Scotty Hasler	P
	Glenn Lusk	CF
	Tommy Nichols	SS
	Ronnie Robinson	3B
	Bobby Wade	C
	Jimmy Yawn	2B

ALL-SEC WESTERN DIVISION

Year	Player	Pos.
1968	Ed McLarty	1B
	Lee Moore	OF
	John Shaw	2B
	Bobby Wade	C
1969	Whitey Adams	3B
	Ed McLarty	1B
	Fred Setser	P
	John Shaw	2B
1970	Whitey Adams	3B
	Tommy Magee	OF
	Archie Manning	SS
	M.A. McCoy	C
	John Shaw	2B
1971	Steve Dillard	SS
	Paul Husband	RF
	Tommy Magee	OF
	Dennis Starr	C
1972	Steve Dillard	SS
	Barry Gaddis	P
	Paul Husband	RF
	Dennis Starr	C
	Norris Weese	CF
1974	Pat Ball	CF
	T.Y. Gunter	2B
1975	Pat Ball	CF
	T.Y. Gunter	SS
	Gary Oakley	2B
	Mike Park	P
	Danny Starr	C

Year	Player	Pos.
1976	Ronnie Russell	LF
	Danny Starr	C
1977	Pat Ball	CF
	Mark Barnhouse	2B
	Bubba Hubbard	3B
	Mike Pomeranz	SS
	Rick Zibulich	P
1978	Ronnie Russell	LF
	Gary Pickering	C
	Mike Pomeranz	SS
	Mike Templeton	OF
1979	David Clements	3B
	Ronnie Russell	LF
1980	Bart Boykin	C
	Jeff Calhoun	P
	David Clements	3B
	Larry Simcox	SS
1981	David Clements	3B
	Larry Simcox	SS
1982	David Clements	3B
	Bryan Farmer	P
	Ken Houser	RF
1983	Kirk Hanson	DH
	Ken Houser	LF
	Pat Pomeranz	RF
	Laddie Benfro	P
1984	Kyle Gordon	DH
	Chris Padgett	RF
	Laddie Benfro	P
1985	Kyle Gordon	DH
	Darryl Oliver	2B

SEC COACH OF THE YEAR

Year	Coach
1959	Tom Swayze
1960	Tom Swayze
1964	Tom Swayze
1969	Tom Swayze
1972	Jake Gibbs
1977	Jake Gibbs

SEC PLAYER OF THE YEAR

Year	Player	Pos.
2004	Stephen Head	UTL

SEC PITCHER OF THE YEAR

Year	Player	Pos.
2010	Drew Pomeranz	LHP

SEC FRESHMAN OF THE YEAR

Year	Player	Pos.
2002	Seth Smith	OF
2003	Stephen Head	UTL
2007	Jordan Henry	OF

C SPIRE FERRISS TROPHY

Year	Player
2004	Stephen Head
2005	Brian Pettway
2008	Scott Bittle
2010	Drew Pomeranz
2014	Auston Bousfield

BROOKS WALLACE AWARD

Year	Player	Pos.
2019	Grae Kessinger	SS

JOHNNY BENCH AWARD

Year	Player	Pos.
2013	Stuart Turner	C

ABCA ALL-SOUTH REGION

Year	Player	Pos.
2001	Burney Hutchinson	OF*
	Pete Montrenes	RHP*
2005	Stephen Head	UTL
	Brian Pettway	OF
2006	Zack Cozart	SS
2007	Zack Cozart	SS
	Justin Henry	OF
2008	Lance Lynn	RHP*
	Scott Bittle	RHP*
2010	Drew Pomeranz	LHP
2012	Alex Yarbrough	2B
2016	J.B. Woodman	OF*
2019	Grae Kessinger	SS

* - second team selection.

ALL-DISTRICT III

Year	Player	Pos.
1950	Olin Briscoe	P
	Marion Cook	C
1951	Olin Briscoe	P
1953	Jack Reed	CF
1956	Bernie Schreiber	2B
1957	John L. Gainey, Jr.	CF
1960	Jake Gibbs	3B
1961	Jake Gibbs	3B
1962	Donnie Kessinger	SS
1964	Donnie Kessinger	SS
1966	Jimmy Yawn	SS
1968	John Shaw	2B
1970	Archie Manning	SS
1972	Steve Dillard	SS
	Paul Husband	RF



SEC ACADEMIC HONOR ROLL

1971: Norris Weese; 1972: Paul Husband, Norris Weese; 1973: Barry Gaddis, Paul Husband, Norris Weese; 1974: T.Y. Gunter; 1975: T.Y. Gunter, Mike Park; 1977: Pat Ball, Bubba Hubbard, Mike Pomeranz; 1984: Bryan Farmer, Joe Gex, Kyle Gordon; 1985: David Bass, Doug DuVall, Joe Gex, Kyle Gordon, Rodney Mattina; 1986: Doug DuVall, Kyle Gordon, James Sikes; 1987: Kyle Gordon, James Sikes, Bubba Simon; 1988: Richard Carroll, Keith Kessinger, Pepper Pounds, James Sikes, Matt Smith; 1989: Freddie Joseph, Keith Kessinger, Pepper Pounds; 1990: Freddie Joseph, Pepper Pounds, Collier Simpson; 1991: Rob Boyd, Kary Bridges, Tom Luke, Brian Maxcy; 1992: Rob Boyd, Kary Bridges, Vance Holland, Tom Luke, Brian Maxcy, Nate Riddley, Collier Simpson; 1993: Charles Barbour, Kary Bridges, Eric McMahan, Ryan Young; 1994: Charles Barbour, David Blevins, Bo Bowens, Keith Lewis, Jarret Nichols, Ryan Young; 1995: Charles Barbour, Billy Bernard, Chris Vowell, Ryan Young; 1996: Charles Barbour, Jason Huisman, Keith Lewis, Marc MacMillan; 1997: Mark Dixon, Vince Fiore, Jason Huisman, Lance Tolbert; 1998: Matt Ceriani, Joey Cramblitt, Ben Edwards, Jason Huisman, Nakia Magee, David Swan, Jude Voltz; 1999: Joey Cramblitt, Ryan Davis, Jon Dickens, Ben Edwards, Justin Huisman, Bailey Patridge, Brandon Skelton, Jude Voltz; 2000: Joey Cramblitt, Ryan Davis, Jon Dickens, Ben Edwards, Clint Farrar, Ronnie Goodwin, Nathan Lyons, Bailey Patridge, Jude Voltz; 2001: Clint Farrar, Ronnie Goodwin, Burney Hutchinson, Joel Lyons, Nathan Lyons, Lance Jones, Craig Nugen; 2002: Josh Christian, Jon Dickens, Clint Farrar, Ronnie Goodwin, Burney Hutchinson, Lance Jones, Nathan Lyons; 2003: Josh Christian, Clint Farrar, Stephen Head, Alan Horne, Burney Hutchinson, Nathan Lyons, Glen Morris, Matt Mossberg, J.R. Pickens, Drew Rogers, Matt Tolbert; 2004: Justin Brashear, Stephen Head, Justin Henry, Alex Kliman, Ryan Kuklinski, Alex Presley, Michael Wakefield; 2005: Tommy Baumgardner, Travis Bogue, Brett Bukvich, Peyton Farr, Stephen Head, Justin Henry, Alex Kliman, Alex Presley, Jolo Tann; 2006: Tommy Baumgardner, Brett Bukvich, Alex Kliman, Alex Presley, Jolo Tann; 2007: Thomas Flautt, Scott Haltom, Jordan Henry, Alex Kliman, David Kindred, Zach Miller, Kyle Mills, Jake Morgan, Jesse Simpson, Fuller Smith, Jolo Tann; 2008: Kyle Barbeck, Brett Basham, Scott Bittle, Brett Bukvich, Chris Corrigan, Tim Fergusoni, Phillip Irwin, David Kindred, Rory McKean, Zach Miller, Jake Morgan, Michael Park, David Phillips; 2009: Scott Bittle, Brett Bukvich, Tim Ferguson, Taylor Hightower, Michael Hubbard, Cullan Kight, Rory McKean, Zach Miller, Jake Morgan, David Phillips, Matt Tracy, Cliff Vaughn; 2010: Kyle Barbeck, Eric Callender, Tim Ferguson, Scott Haltom, Taylor Hashman, Taylor Hightower, Brett Huber, Tanner Mathis, Rory McKean, Zach Miller, Jake Morgan, Jon Andy Scott, Cliff Vaughn, Blair Wright, Alex Yarbrough; 2011: Eric Callender, Taylor Hightower, Brett Huber, Jordan King, Jake Morgan, Brooks Oursler, Jon Andy Scott, Matt Tracy, Blair Wright, Alex Yarbrough; 2012: Will Allen, Hawtin Buchanan, Aaron Greenwood, Brett Huber, Will Jamison, Mike Mayers, Tyler Roach, Jon Andy Scott, Sam Smith, Blair Wright, Alex Yarbrough; 2013: Will Allen, Scott Ashford, Tanner Bailey, Austin Blunt, Brady Bramlett, Hawtin Buchanan, Matt Denny, Cameron Dishon, John Gatlin, Aaron Greenwood, Christian Helsel, Brett Huber, Will Jamison, Austin Knight, Tanner Mathis, Mike Mayers, Jake Overbey, Sam Smith, Stuart Turner, Jacob Waguespack, Scott Weathersby, Lance Wilson; 2014: Will Allen, Austin Anderson, Evan Anderson, Peyton Attaway, Austin Blunt, Austin Bousfield, Brady

Bramlett, Hawtin Buchanan, Matt Denny, Cameron Dishon, Dalton Dulin, Chris Ellis, Aaron Greenwood, Will Jamison, Henri Lartigue, Josh Laxer, Jeremy Massie, Wyatt Short, Sam Smith, Jacob Waguespack, Scott Weathersby, J.B. Woodman; 2015: Evan Anderson, Scott Ashford, Mitchel Babb, Tate Blackman, Brady Bramlett, Matt Denny, Cameron Dishon, Will Golsan, Sean Johnson, Henri Lartigue, Nic Perkins, John Wesley Ray, Sam Smith, Jacob Waguespack, Joe Wainhouse, Josh Watkins, Scott Weathersby, J.B. Woodman; 2016: Brady Bramlett, Tate Blackman, Brian Browning, John Creel, Matt Denny, Cameron Dishon, Brady Feigl, Nick Fortes, Will Golsan, Connor Green, Henri Lartigue, Andrew Lowe, James McArthur, Micah McHugh, Nic Perkins, Chad Smith; 2017: Jason Barber, Corey Bell, Tate Blackman, Bryce Blaum, Colby Bortles, Thomas Dillard, Brady Feigl, Nick Fortes, Will Golsan, Connor Green, Greer Holston, Grae Kessinger, Andrew Lowe, James McArthur, Andy Pagnozzi, Houston Roth, Bryan Seamster, Thomas Spinelli, Jackson Tavel, Cole Zabowski; 2018: Jacob Adams, Thomas Dillard, Tim Elko, Brady Feigl, Nick Fortes, Jordan Fowler, Golston Gillespie, Carl Gindl, Will Golsan, Connor Green, Grae Kessinger, James McArthur, Ryan Rolison, Houston Roth, Bryan Seamster, Pierce Smith, Michael Spears, Will Stokes, Cole Zabowski; 2019: Justin Bench, Taylor Broadway, Thomas Dillard, Tim Elko, Jordan Fowler, Carl Gindl, Kevin Graham, Connor Green, Josh Hall, Gunnar Hoglund, Tyler Keenan, Grae Kessinger, Knox Loper, Tyler Myers, Hunter Nabors, Houston Roth.

ACADEMIC ALL-AMERICAN

Year	Player	Pos.
1971	Norris Weese.....	CF
1972	Paul Husband.....	RF
	Norris Weese.....	CF
1973	Norris Weese.....	CF
1985	Kyle Gordon.....	1B
1986	Kyle Gordon.....	1B
1988	Pepper Pounds.....	1B
1993	Kary Bridges.....	3B

COSIDA ACADEMIC ALL-DISTRICT

Year	Player	Pos.
2000	Joey Cramblitt.....	RHP
	Jude Voltz.....	1B
2001	Lance Jones.....	3B
2009	Scott Bittle.....	RHP
2011	Alex Yarbrough.....	2B
2016	Brady Bramlett.....	RHP
	Henri Lartigue.....	C

RETIRED NUMBERS

Player	Number
Jake Gibbs (Coach).....	41

SEC LEGENDS

Year	Player	Years at Ole Miss
2014	Jake Gibbs ...	1959-61 (Player), 1972-1990 (Coach)
2017	Don Kessinger ..	1962-64 (Player), 1991-96 (Coach)
2018	David Dellucci ..	1992-95

NCAA STATISTICAL CHAMPIONS

Year	Player	Statistic
1981	Larry Simcox	Toughest to Strike Out
2008	Scott Bittle.....	Strikeout Ratio

SEC YEARLY STATISTICAL LEADERS

Year	Player	Statistic
1960	Jake Gibbs.....	Batting Average
1960	Jake Gibbs.....	RBI
1960	Jake Gibbs.....	Doubles
1960	Jake Gibbs.....	Hits
1960	Jake Gibbs.....	Runs Scored
1960	Don Porter	Pitching Wins
1960	Denny Blomquist	Pitching Wins
1960	Larry Williams	Pitching Wins
1961	Jake Gibbs.....	Runs Scored
1961	Jake Gibbs.....	Stolen Bases
1961	Jake Gibbs.....	RBI
1961	Jake Gibbs.....	Triples
1961	Don Porter	Home Runs
1962	Donnie Kessinger	Stolen Bases
1962	Donnie Kessinger	Hits
1963	Tommy Keyes.....	Triples
1964	Fred Roberts	Home Runs
1964	Donnie Kessinger	Batting Average
1964	Donnie Kessinger	Stolen Bases
1964	Donnie Kessinger	Hits
1964	Richie Prine	ERA
1965	Jimmy Yawn.....	RBI
1966	Jimmy Yawn.....	Batting Average
1966	Jimmy Yawn.....	Doubles
1966	Jimmy Yawn.....	Hits
1966	Charley Williams	Stolen Bases
1966	Ron Robinson	Runs Scored
1967	Jimmy Yawn.....	Doubles
1967	Jimmy Yawn.....	Batting Average
1967	Jimmy Yawn.....	RBI
1968	John Shaw.....	Stolen Bases
1969	John Shaw.....	Stolen Bases
1969	Archie Manning.....	Stolen Bases
1969	Archie Manning.....	Runs Scored
1969	Whitey Adams.....	RBI
1970	Archie Manning.....	Doubles
1970	Archie Manning.....	Triples
1970	Archie Manning.....	Runs Scored
1970	John Shaw.....	Stolen Bases
1972	Jim Pittman	Pitching Wins
1973	Paul Husband	Batting Average
1977	Rich Zibilich	Pitching Wins
1977	Mike Pomeranz.....	RBI
1977	Mark Barnhouse	Home Runs
1982	Bryan Farmer	ERA
1983	Kirk Hanson.....	Stolen Bases
1984	Chris Padgett.....	Triples
1991	Kevin Kessinger	Triples
1995	David Dellucci	Triples
1995	David Dellucci	Batting Average
1999	Michael Rosamond	Triples
2005	Brian Pettway	Hits
2006	Craig Satterwhite	Pitching Wins
2006	Mark Wright	RBI
2006	Chris Coghlan	Doubles
2006	Chris Coghlan	Runs Scored
2007	Justin Henry.....	Triples
2008	Scott Bittle.....	Strikeouts
2009	Jordan Henry	Stolen Bases
2010	Drew Pomeranz.....	ERA
2010	Drew Pomeranz.....	Strikeouts
2014	Braxton Lee.....	Stolen Bases
2014	Auston Bousfield	Hits
2016	J.B. Woodman	Home Runs



REBELS IN THE PROS

Abernathy, Matt — Padres
 Adams, Johnnie — Cardinals
 Afenir, Tom — Indians
Allen, Will — Tigers, Marlins
 Anderson, Austin — Orioles
 *Ashford, Tucker — Padres (1976-78),
 Rangers (1980), Yankees (1981), Mets
 (1983), Royals (1984)
 Babineaux, Charlie — Giants
 Bailey, Tanner — Tigers
 Baker, Nathan — Pirates
 Barksdale, Xan — Braves
***Barrett, Aaron — Nationals (2014-15, 2019)**
 Basham, Brett — Padres
 Baumgardner, Tommy — Rockies
 *Beam, T.J. — Yankees (2006), Pirates
 (2008), Blue Jays (2009), Diamondbacks
 Bergalowski, Chet — Braves
 Bittle, Scott — Cardinals
Blackman, Tate — White Sox
 Blevins, David — Cubs
 Bortles, Colby — Tigers
 Boutwell, George — Cardinals, Giants
 Bousfield, Auston — Padres
 Brashear, Justin — Diamondbacks
 Bridges, Kary — Astros, Pirates, Cubs,
 Rangers, Expos, Yankees
 Buchanan, Hawtin — Mariners, Reds
 Bukvich, Brett — Marlins
 *Bukvich, Ryan — Royals (2002-04), Rangers
 (2005), White Sox (2007), Orioles (2008)
 Burford, Cecil — Braves
 Button, Evan — Diamondbacks
 *Calhoun, Jeff — Astros (1984-86), Phillies
 (1987-88)
 *Callaway, Mickey — Devil Rays (1999),
 Angels (2002-03), Rangers (2003-04)
Caracci, Parker — Blue Jays
 Carlyle, Kenny — Tigers, Braves
 Carone, Rick — White Sox
 Ceriani, Matt — Brewers, Diamondbacks
 Chavez, Dylan — Red Sox, White Sox
 Christian, Josh — Rangers
 Clements, David — Cardinals, Reds
 *Coghlan, Chris — Marlins (2009-13),
 Athletics (2016), Cubs (2014-16), Blue
 Jays (2017), Cubs
 Cole, Robert — Braves
 Coleman, Randy — Padres
 Colmer, Jimmy — Orioles
 Corrigan, Chris — Cardinals
 *Collier, Orlin — Tigers (1931)
 Cosman, Jeff — Mets
 Cosman, Jim — Phillies
***Cozart, Zack — Reds (2011-16), Angels
 (2018-19)**
 Cramblitt, Joey — Diamondbacks
 Crouse, Matt — Tigers
 Cryer, Justin — Blue Jays
 Cupps, Anthony — Diamondbacks
 Davis, Russ — Cardinals
 DeYoung, Dan — Rangers, Marlins
 *Dellucci, David — Orioles (1997), Diamondbacks
 (1998-2003), Yankees (2003), Rangers
 (2004-05), Phillies (2006), Indians (2007-
 09), Blue Jays (2009)
 *Dillard, Steve — Red Sox (1975-77), Tigers
 (1978), Cubs (1979-81), White Sox (1982)
Dillard, Thomas — Brewers
 Dixon, Dickie — Twins
 *Duff, Matthew — Pirates, Cardinals (2002-
 03), Red Sox, Blue Jays

*Ellis, Chris — Angels, Braves, Cardinals,
 Royals (2019)
Ethridge, Will — Rockies
 *Evans, Joe — Indians (1915-22); Senators
 (1923); Browns (1924-25)
 Farmer, Bryan — Braves
 *Fassero, Jeff — Cardinals, Expos (1991-96),
 Mariners (1997-99), Rangers (1999), Red
 Sox (2000), Cubs (2001-02), Cardinals
 (2002-03), Rockies (2004),
 Diamondbacks (2004), Giants (2005-06)
Feigl, Brady — Athletics
 Felston, Anthony — Twins
 Ferguson, Tim — Royals
Fortes, Nick — Marlins
 Fowler, Eric — Blue Jays
 Gatlin, John — Astros
 Gentleman, Jean-Paul — Cardinals
 *Gibbon, Joe — Pirates (1960-65; 1969-
 70), Giants (1966-69), Reds (1971-72),
 Astros (1972)
 *Gibbs, Jake — Yankees (1962-71)
 *Goforth, David — Brewers (2015-16), Nationals
Golsan, Will — Rockies
 Goodman, Gregg — Cubs
 Goodwin, Ronnie — Marlins
 Greenwood, Aaron — Astros
 Guerrero, Michael — Nationals
 Gunther, Barry — Giants
 Hamblin, Miles — Astros
 Henderson, Brad — Athletics
 Henry, Jordan — Indians
 Henry, Justin — Tigers, Red Sox
 Henson, Kyle — Giants
 Hill, Chad — Devil Rays
 Hines, Richard — Yankees, Braves
 Hively, R.J. — Diamondbacks
 Hodge, Lee — Rangers
 Holliman, Mark — Cubs, Brewers, Red Sox
 Huber, Brett — Tigers
 Huisman, Jason — Angels
 *Huisman, Justin — Rockies, Royals (2004),
 Astros, Mariners
 Husband, Paul — Cardinals, Reds
 Hutchinson, Burney — Diamondbacks
 *Irwin, Phillip — Pirates (2013), Rangers
 Jarvis, Robert — Yankees, Indians, Reds
 *Johns, Keith — Cardinals, Brewers, Orioles,
 Red Sox (1998), Angels, Cubs
Johnson, Cooper — Tigers
 Johnson, Jeffrey — White Sox
 Johnson, Russ — Reds
 Jones, Allen — Red Sox
 *Kessinger, Don — Cubs (1964-75), Cardinals
 (1976-77), White Sox (1977-79)
Kessinger, Grae — Astros
 *Kessinger, Keith — Orioles, Reds (1993), Cubs
 Kessinger, Kevin — Cubs
 Keyes, Tommy — Phillies, Orioles
 *Kielty, Bobby — Twins (2001-03), Blue Jays
 (2003), Athletics (2004-07), Red Sox
 (2007), Twins, Mets, Padres
 Kilpatrick, Bobby — White Sox
 Kirksey, Zach — Tigers
 Kline, Will — Rays
 Kortz, Otho — White Sox, Reds
 *Ladd, Pete — Red Sox, Astros (1979),
 Brewers (1982-85), Mariners (1986),
 Dodgers
 Ladnier, Deric — Royals
 Lafferty, Carl — Cardinals
Lartigue, Henri — Phillies
 Laxer, Josh — Tigers
***Lee, Braxton — Rays, Marlins (2018), Mets**

Lewis, Keith — Cubs
 Lotterhos, Chris — Indians, Reds
 Lowe, Jason — Athletics
***Lynn, Lance — Cardinals (2011-15,
 2017), Twins (2018), Yankees (2018),
 Rangers (2019)**
 McAvoy, Jeff — Expos
 McKenzie, Jason — Twins
 McNeese, John — Cubs
 *Maloney, Matt — Phillies, Reds (2009-11),
 Twins, Red Sox
 *Marshall, Ed — Giants (1929-32), White
 Sox, Yankees, Indians
 Massengale, Kent — Red Sox
 Massey, John — Diamondbacks
 Mathis, Tanner — Astros
 *Maxcy, Brian — Tigers (1995-96),
 Cardinals, Mets, Astros
***Mayers, Mike — Cardinals (2016-19)**
McArthur, James — Phillies
 Mensik, Todd — Athletics, Rangers
 Miller, David — Braves, Rangers
 Musselwhite, Darren — Giants, Twins
 Nichols, Tommy — Twins
 Orvis, Sikes — White Sox
 Osteen, Cooper — Phillies
 Overbeck, Cody — Phillies, Padres
 Padgett, Chris — Orioles
 Park, Mike — Braves
Parkinson, David — Phillies
 *Pearson, Ike — Phillies (1939-42; 46),
 White Sox (1948), Cardinals, Giants
 Pettway, Brian — Blue Jays
Phillips, Zack — Royals
 Pickens, J.R. — Athletics
***Pomeranz, Drew — Indians, Rockies
 (2011-13), Athletics (2015), Padres
 (2016), Red Sox (2016-18), Giants
 (2019), Brewers (2019)**
 Pomeranz, Pat — White Sox
 Porter, Don — Astros
 *Presley, Alex — Pirates (2010-13) Twins
 (2013), Astros (2014-15), Brewers (2016),
 Tigers (2016-17), Orioles, White Sox
 Price, Jamey — Athletics
 *Reed, Jack — Yankees (1961-63)
 *Renfroe, Laddie — Cubs (1991)
Robinson, Errol — Dodgers
 Rodriguez, Craig — Rockies, Royals
Rolison, Ryan — Rockies
 Rosamond, Michael — Astros, Rockies,
 Pirates, Braves
Roth, Houston — Orioles
 Russell, Ronnie — Yankees
 Ryan, Matt — Pirates, Orioles
 Satterwhite, Cody — Tigers, Mets,
 Nationals

Schreiber, Bernie — Yankees
 Shannon, C.R. "Bain" — Red Sox
 *Shields, Pete — Indians (1915)
Short, Wyatt — Cubs
 Silvia, Brian — Reds
 Simcox, Larry — Cardinals, Astros
Smith, Chad — Marlins
 Smith, Roger — Braves
 *Smith, Seth — Rockies (2007-11), Athletics
 (2012-13), Padres (2014), Mariners
 (2016), Orioles (2017)
 *Snopek, Chris — White Sox (1995-97), Red
 Sox, Reds, Mariners, Cubs, Cardinals
Snyder, Matt — Yankees, Marlins
 Sullivan, Grant — Yankees
 Swayze, Tom — Memphis Chicks
 Thomas, Pepper — Braves
 Thompson, Chris — Diamondbacks, Nationals
 *Tolbert, Matt — Twins (2008-11), Cubs, Phillies
 *Tracy, Matt — Yankees (2015), Marlins,
 Twins, Blue Jays
 Trent, Christian — Brewers
***Turner, Stuart — Twins, Reds (2017)**
 Voltz, Jude — Brewers
***Waguespack, Jacob — Phillies, Blue Jays (2019)**
***Wahl, Bobby — Athletics (2017), Mets
 (2018), Brewers (2019)**
 *Walker, Gerald "Gee" — Tigers (1931-37),
 White Sox (1938-39), Senators (1940),
 Indians (1941), Reds (1942-45)
 *Walker, Hub — Tigers (1931, 1935), Reds
 (1936-37), Tigers (1945)
 Walker, Adam — Phillies, Mets
 Watson, Kyle — Pirates
 Weathersby, Scott — Astros
 *Webb, Skeeter — Cardinals (1932), Indians
 (1938-39), White Sox (1940-44), Tigers
 (1946-47), Athletics (1948), Phillies
 White, Archie — Braves
 White, Garrett — Dodgers
 Williams, Larry — Dodgers, Angels
 Wilson, Bobby — Reds
 Woodman, J.B. — Blue Jays, Cardinals
 Wright, Austin — Phillies, Diamondbacks,
 Rockies, Rays
 Wright, Mark — Mets
 Wright, Skipper — Braves
 Yarbrough, Alex — Angels, Marlins
 Yawn, Jimmy — Yankees
 Young, Ryan — Pirates
Zabowski, Cole — Tigers
 Zick, Jeremy — Cardinals, Blue Jays

* — indicates played in the Major League
 () — indicates seasons on a Major League

REBELS IN INTERNATIONAL PLAY

YEAR	PLAYER (COUNTRY)	POS.	EVENT/TEAM
2000	Kris Cox (Canada)	OF	Canadian National Team
2003	Stephen Head (USA)	1B/LHP	Pan American Games
2003	Seth Smith (USA)	OF	Pan American Games
2006	Zack Cozart (USA)	SS	FISU World Games
2007	Lance Lynn (USA)	RHP	Pan American Games
2007	Cody Satterwhite (USA)	RHP	Pan American Games
2009	Drew Pomeranz (USA)	LHP	World Baseball Challenge
2012	Bobby Wahl (USA)	RHP	Honkbal Harlem Week
2013	Mike Bianco (USA)	Assistant Coach	USA Baseball Coaching Staff
2017	Dallas Woolfolk (USA)	RHP	USA Baseball Collegiate National Team
2018	Parker Caracci (USA)	RHP	USA Baseball Collegiate National Team
2019	Doug Nikhazy (USA)	LHP	USA Baseball Collegiate National Team



ALL-TIME MLB DRAFT PICKS

REBEL MLB DEBUTS

Name	Years Played at UM	MLB Debut
Pete Shields	1910 - 1914	04-14-1915
Joe Evans	1914 - 1915	07-03-1915
Doc Wood	1919 - 1922	07-21-1923
Doc Marshall	1924 - 1929	09-28-1929
Gee Walker	1927 - 1928	04-14-1931
Hub Walker	1925 - 1930	04-15-1931
Orlin Collier	1926 - 1931	09-11-1931
Skeeter Webb	1929 - 1931	07-20-1932
Charlie Moss	1930 - 1934	05-19-1934
Ike Pearson	1937 - 1939	06-06-1939
Joe Gibbon	1955 - 1957	04-17-1960
Jack Reed	1952 - 1953	04-23-1961
Jake Gibbs	1959 - 1961	09-11-1962
Don Kessinger	1962 - 1964	09-07-1964
Steve Dillard	1969 - 1972	09-28-1975
Tucker Ashford	1973 - 1973	09-21-1976
Pete Ladd	1975 - 1977	08-17-1979
Jeff Calhoun	1977 - 1980	09-02-1984
Jeff Fassero	1984 - 1984	05-04-1991
Laddie Renfroe	1981 - 1984	07-03-1991
Keith Kessinger	1987 - 1989	09-15-1993
Brian Maxcy	1990 - 1991	05-27-1995
Chris Snopce	1990 - 1992	07-31-1995
David Dellucci	1992 - 1995	06-03-1997
Keith Johns	1990 - 1992	05-23-1998
Mickey Callaway	1994 - 1996	06-12-1999
Bobby Kielty	1998 - 1998	04-10-2001
Ryan Bukvich	1998 - 1999	07-12-2002
Matt Duff	1996 - 1997	07-30-2002
Justin Huisman	1998 - 2000	04-24-2004
T.J. Beam	2002 - 2003	06-17-2006
Seth Smith	2002 - 2004	09-16-2007
Matt Tolbert	2001 - 2004	04-01-2008
Chris Coghlan	2004 - 2006	05-08-2009
Matt Maloney	2004 - 2005	06-06-2009
Alex Presley	2004 - 2006	09-08-2010
Lance Lynn	2006 - 2008	06-02-2011
Zack Cozart	2005 - 2007	07-07-2011
Drew Pomeranz	2008 - 2010	09-11-2011
Phillip Irwin	2007 - 2009	04-14-2013
Aaron Barrett	2008 - 2009	03-31-2014
Matt Tracy	2008 - 2010	04-11-2015
David Goforth	2009 - 2011	05-26-2015
Mike Mayers	2011 - 2013	07-24-2016
Stuart Turner	2013	04-06-2017
Bobby Wahl	2011 - 2013	05-03-2017
Braxton Lee	2014	03-30-2018
Chris Ellis	2012 - 2014	03-31-2019
Jacob Waguespack	2013 - 2015	05-27-2019

REBEL WORLD SERIES CHAMPIONS

Name	Year	Team
Joe Evans	1920	Cleveland Indians
Gee Walker	1935	Detroit Tigers
Hub Walker	1945	Detroit Tigers
Skeeter Webb	1945	Detroit Tigers
Joe Gibbon	1960	Pittsburgh Pirates
Jack Reed	1961	New York Yankees
David Dellucci	2001	Arizona Diamondbacks
Mickey Callaway	2002	Los Angeles Angels
Bobby Kielty	2007	Boston Red Sox
Lance Lynn	2011	St. Louis Cardinals
Chris Coghlan	2016	Chicago Cubs
Drew Pomeranz	2018	Boston Red Sox
Aaron Barrett	2019	Washington Nationals

FIRST-ROUND DRAFT PICKS

Name	Year	Team
Tucker Ashford	1973	San Diego Padres
Michael Rosamond	1999	Houston Astros
Chris Coghlan	2006	Florida Marlins
Lance Lynn	2008	St. Louis Cardinals
Drew Pomeranz	2010	Cleveland Indians
Ryan Rolison	2018	Colorado Rockies

PRE-MLB DRAFT SIGNEES

Year	Name	Team
1915	Joe Evans	Indians
1915	Pete Shields	Indians
1929	Ed Marshall	Giants
1931	George Boutwell	Chicks
1931	Gerald "Gee" Walker	Tigers
1932	Allen Jones	Red Sox
1932	Skeeter Webb	Cardinals
1933	Tom Swayze	Chicks
1939	Kent Massengale	Red Sox
1939	Ike Pearson	Phillies
1950	Bobby Wilson	Reds
1951	Otho Kortz	White Sox
1953	Jack Reed	Yankees
1954	Robert Jarvis	Yankees
1955	Pepper Thomas	Braves
1956	Bernie Schreiber	Yankees
1956	Archie White	Braves
1957	Joe Gibbon	Pirates
1957	Cecil Burford	Braves
1960	Larry Williams	Dodgers
1960	Don Porter	Astros
1961	Jake Gibbs	Yankees
1961	Bobby Kilpatrick	White Sox
1964	Don Kessinger	Cubs
1964	Tommy Keyes	Phillies

MLB DRAFT PICKS

Year	Round	Name	Team
1965	61	Jan Adelman	Astros
1966	12	Chet Bergalowski	Braves
1966		Russ Johnson	Reds
1967	3	Jimmy Yawn	Yankees
1967	26	Bobby Wade	Giants
1968	11	Tommy Nichols	Twins
1969	9	Edwin McLarty	Cubs
1969	37	John Shaw	Orioles
1970	20	John Shaw	Yankees
1972	2	Steve Dillard	Red Sox
1973	1	Tucker Ashford	Padres
1973	3	Paul Husband	Cardinals
1973	23	Dennis "Bulldog" Starr	Cardinals
1975	14	Mike Park	Braves
1977	25	Pete Ladd	Astros
1979		Ronnie Russell	Yankees
1980	3	Jeff Calhoun	Astros
1980	6	Russ Davis	Cardinals
1980	10	Larry Simcox	Reds
1980	31	Gregg Goodman	Cubs
1981	9	Larry Simcox	Astros
1981	20	Johnny Adams	Cardinals
1981		Randy Coleman	Padres
1982	9	David Clements	Cardinals
1983	13	Jimmy Colmer	Orioles
1983	18	Pat Pomeranz	White Sox
1984	7	Chris Padgett	Orioles
1984	22	Jeff Fassero	Cardinals
1984	25	Laddie Renfroe	Cubs
1985	8	Deric Ladnier	Royals
1986		Bryan Farmer	Braves
1986		David Miller	Braves
1986		Skipper Wright	Braves

1987	15	Jean-Paul Gentleman	Cardinals
1987		Robert Cole	Braves
1987		Roger Smith	Braves
1989	36	Keith Kessinger	Orioles
1989	40	Darren Musselwhite	Giants
1989	40	Jim Cosman	Phillies
1990	9	Kenny Carlyle	Reds
1990	11	Richard Hines	Yankees
1990	27	Dickie Dixon	Twins
1990	36	Lee Hodge	Rangers
1991	8	Grant Sullivan	Yankees
1992	4	Kenny Carlyle	Tigers
1992	6	Keith Johns	Cardinals
1992	6	Chris Snopce	White Sox
1992	9	Brian Silvia	Reds
1992	20	Brian Maxcy	Tigers
1992	22	Kevin Kessinger	Cardinals
1992	22	Tom Luke	White Sox
1993	10	Kary Bridges	Astros
1993	14	Jeff Cosman	Mets
1993	19	Rick Carone	White Sox
1993	25	Matt Ryan	Pirates
1993	28	Jason Lowe	Athletics
1994	11	David Dellucci	Twins
1994	22	Ryan Young	Orioles
1994	30	John McNeese	Red Sox
1994	33	David Blevins	Cubs
1994	47	Jamey Price	Red Sox
1995	6	Jamey Price	Athletics
1995	10	David Dellucci	Orioles
1995	12	Jason McKenzie	Twins
1995	19	Jeff Johnson	White Sox
1995	23	Matt Abernathy	Padres
1995	30	John McNeese	Cubs
1995		Tom Afenir	Indians
1996	7	Mickey Callaway	Rays
1996	12	Todd Mensik	Athletics
1996	34	Anthony Felston	Twins
1996	45	Keith Lewis	Cubs
1997	6	Dan DeYoung	Rangers
1997	27	Adam Walker	Phillies
1998	14	Jason Huisman	Angels
1999	1s	Michael Rosamond	Astros
1999	24	Brad Henderson	Athletics
1999	48	Jude Voltz	Pirates
2000	11	Ryan Bukvich	Royals
2000	15	Justin Huisman	Rockies
2000	24	Jude Voltz	Brewers
2000	29	Chad Hill	Rays
2000	36	Joey Cramblitt	Diamondbacks
2001	17	Pete Montrenes	Athletics
2001	20	Carl Lafferty	Marlins
2001	38	Ronnie Goodwin	Marlins
2002	10	J.R. Pickens	Athletics
2002	11	T.J. Beam	Phillies
2002	22	Pete Montrenes	Rockies
2003	10	T.J. Beam	Yankees
2003	19	Matt Tolbert	Orioles
2003	23	Charlie Waite	Phillies
2004	2	Seth Smith	Rockies
2004	15	Jeremy Zick	Cardinals
2004	16	Matt Tolbert	Twins
2004	17	Barry Gunther	Marlins
2004	21	Chris Thompson	Diamondbacks
2004	28	Charlie Babineaux	Giants
2005	2	Stephen Head	Indians
2005	3	Brian Pettway	Blue Jays
2005	3	Matt Maloney	Phillies
2005	3	Mark Holliman	Cubs
2005	5	Eric Fowler	Blue Jays
2005	7	Anthony Cupps	Diamondbacks
2005	25	Barry Gunther	Giants
2005	31	Cooper Osteen	Phillies
2006	1s	Chris Coghlan	Marlins
2006	6	Garrett White	Dodgers
2006	8	Alex Presley	Pirates
2006	28	Tommy Baumgardner	Rockies
2006	39	Will Kline	Astros
2006	44	Justin Brashear	Diamondbacks

2007	2	Will Kline	Rays
2007	2	Zack Cozart	Reds
2007	9	Justin Henry	Tigers
2007	28	Craig Rodriguez	Rockies
2007	48	Scott Bittle	Yankees
2008	1s	Lance Lynn	Cardinals
2008	2	Cody Satterwhite	Tigers
2008	2	Scott Bittle	Yankees
2008	9	Cody Overbeck	Phillies
2008	16	Brett Basham	White Sox
2008	21	Michael Guerrero	Nationals
2008	25	Logan Power	Padres
2008	29	Justin Cryer	Blue Jays
2009	4	Scott Bittle	Cardinals
2009	5	Nathan Baker	Pirates
2009	7	Jordan Henry	Indians
2009	18	Brett Bukvich	Marlins
2009	21	Phillip Irwin	Pirates
2009	22	Evan Button	Diamondbacks
2009	27	Aaron Barrett	Rangers
2009	30	Chris Corrigan	Cardinals
2009	39	Kyle Henson	Giants
2009	49	Matt Smith	Astros
2009	50	Brett Basham	Padres
2010	1	Drew Pomeranz	Indians
2010	9	Aaron Barrett	Nationals
2010	10	Tim Ferguson	Royals
2010	31	David Goforth	Indians
2010	43	Matt Tracy	Marlins
2011	7	David Goforth	Brewers
2011	8	Austin Wright	Phillies
2011	12	Miles Hamblin	Astros
2011	24	Matt Crouse	Tigers
2011	24	Matt Tracy	Yankees
2011	44	Matt Snyder	Nationals
2012	4	Alex Yarbrough	Angels
2012	10	Matt Snyder	Yankees
2012	14	Dylan Chavez	Red Sox
2012	19	R.J. Hivley	Diamondbacks
2012	27	Tanner Mathis	Astros
2012	29	Zach Kirksey	Tigers
2013	3	Stuart Turner	Twins
2013	3	Mike Mayers	Cardinals
2013	5	Bobby Wahl	Athletics
2013	31	Brett Huber	Tigers
2013	32	Tanner Bailey	Tigers
2014	3	Chris Ellis	Angels
2014	5	Auston Bousfield	Padres
2014	9	Austin Anderson	Orioles
2014	9	Josh Laxer	Tigers
2014	12	Braxton Lee	Rays
2014	13	Will Allen	Tigers
2014	20	Hawtin Buchanan	Mariners
2014	28	Aaron Greenwood	Astros
2014	29	Christian Trent	Dodgers
2015	10	Scott Weathersby	Astros
2015	17	Sikes Orvis	White Sox
2015	22	Brady Bramlett	Athletics
2015	24	Christian Trent	Brewers
2016	2	J.B. Woodman	Blue Jays
2016	6	Errol Robinson	Dodgers
2016	7	Henri Lartigue	Phillies
2016	11	Chad Smith	Marlins
2016	13	Brady Bramlett	Red Sox
2016	13	Wyatt Short	Cubs
2017	12	David Parkinson	Phillies
2017	13	Tate Blackman	White Sox
2017	22	Colby Bortles	Tigers
2017	35	Brady Feigl	Angels
2017	37	Kyle Watson	Pirates
2018	1	Ryan Rolison	Rockies
2018	4	Nick Fortes	Marlins
2018	5	Brady Feigl	Athletics
2018	12	James McArthur	Phillies
2018	17	Ryan Olenek	Giants
2018	26	Will Golsan	Rockies
2018	37	Parker Caracci	Blue Jays
2019	2	Grae Kessinger	Astros
2019	5	Will Ethridge	Rockies
2019	5	Thomas Dillard	Brewers
2019	6	Cooper Johnson	Tigers
2019	21	Parker Caracci	Blue Jays
2019	22	Cole Zabowski	Tigers
2019	27	Zack Phillips	Royals
2019	29	Houston Roth	Orioles



Year	Coach	Overall Record	Pct.	SEC Record	Pct.	SEC Finish
1893	Unknown	0-1-1	.250			
1895	Unknown	0-2-1	.167			
1897	Unknown	1-1	.500			
1900	T.H. Johnson	0-6	.000			
1901	P.J. Murphy	1-4	.200			
1902	Coach Ashford	10-7*	.588			
1903	Dr. W.S. Leathers	N/A	—			
1904	T.J. Keefe	7-2	.778			
1905	J.C. Elmer	2-4	.333			
1906	Unknown	3-5	.375			
1907	Unknown	6-5	.545			
1908	J.M. Acker	2-2	.500			
1909	Unknown	3-5	.375			
1910	J.W. McCall	11-3	.786			
1911	Edgar Moss	1-5	.167			
1912	Edgar Moss	11-14	.440			
1914	Casey Stengel	14-10	.583			
1915	Unknown	1-1	.500			
1916	Fred A. Robins	11-14	.440			
1917	Baxter Sparks	3-5-1**	.389			
1918	Chester Noble	9-1	.900			
1919	Chester Noble	1-3	.250			
1920	Unknown	4-2	.667			
1921	Unknown	3-4	.429			
1922	Unknown	0-6	.000			
1923	Pete Shields	18-3-1	.841			
1924	Pete Shields	13-9	.591			
1925	Pete Shields	14-6	.700			
1926	Pete Shields	15-6	.714			
1927	Pete Shields	11-4	.733			
1928	Pete Shields	2-8-1	.227			
1929	Pete Shields	18-3	.857			
1930	Pete Shields	13-10	.565			
1931	Pete Shields	10-10	.500			
1932	Tad Smith	8-8	.500			
1933	Tad Smith	0-2	.000			

— OLE MISS BEGINS COMPETITION IN THE SEC —

1934	Tad Smith	1-13-1	.100	0-9	.000	10th
1935	Tad Smith	5-13	.278	0-10	.000	8th
1936	Tad Smith	4-9	.308	1-8	.111	7th
1937	Tad Smith	9-8-1	.528	4-4	.500	4th
1938	Tad Smith	13-6-1	.675	5-5	.500	4th
1939	Tad Smith	12-6	.667	7-5	.583	4th
1940	Tad Smith	8-14	.364	1-11	.083	12th
1941	Tad Smith	9-7	.563	7-4	.636	3rd
1942	Tad Smith	4-8-1	.346	4-7	.363	8th
1943	Goat Hale	2-10	.200	2-10	.200	10th

— No teams due to WWII —

— No teams due to WWII —

1946	Tad Smith	3-3	.500	3-3	.500	5th
1947	Tad Smith	10-6	.625	4-4	.500	6th
1948	Tad Smith	6-16	.273	4-13	.235	11th
1949	Tad Smith	4-18	.182	2-12	.143	12th
1950	Tad Smith	11-6	.647	5-5	.500	6th
1951	Tom Swayze	16-6-1	.717	10-4	.714	3rd
1952	Tom Swayze	10-10	.500	6-10	.375	11th
1953	Tom Swayze	9-10	.474	8-9	.471	6th
1954	Tom Swayze	15-7-1	.673	6-3	.667	2nd
1955	Tom Swayze	16-3	.842	10-3	.769	2nd
1956	Tom Swayze	24-10	.706	13-3	.813	T1st
1957	Tom Swayze	16-8	.667	9-6	.600	6th
1958	Tom Swayze	11-10	.524	7-6	.538	8th

— SEC WESTERN DIVISION —

1959	Tom Swayze	18-6	.750	10-3	.769	1st
1960	Tom Swayze	22-3	.880	12-2	.857	1st
1961	Tom Swayze	15-8	.652	10-5	.667	2nd
1962	Tom Swayze	15-10	.600	8-9	.471	3rd
1963	Tom Swayze	19-7	.731	11-4	.733	1st
1964	Tom Swayze	24-7	.774	11-1	.917	1st
1965	Tom Swayze	10-12	.455	8-7	.533	2nd
1966	Tom Swayze	18-14	.563	10-6	.625	2nd
1967	Tom Swayze	15-14	.517	9-8	.529	T1st
1968	Tom Swayze	20-12	.625	8-9	.471	3rd
1969	Tom Swayze	27-15	.643	11-5	.688	1st
1970	Tom Swayze	25-8	.756	11-6	.647	2nd
1971	Tom Swayze	16-21	.432	7-11	.389	3rd
1972	Jake Gibbs	28-16	.636	15-3	.833	1st
1973	Jake Gibbs	14-12-1	.518	5-8	.385	3rd
1974	Jake Gibbs	17-15	.531	7-8	.467	3rd
1975	Jake Gibbs	25-19-1	.567	10-12	.455	2nd
1976	Jake Gibbs	18-18-1	.500	11-13	.458	5th
1977	Jake Gibbs	39-19	.672	15-9	.625	1st
1978	Jake Gibbs	27-21	.563	12-11	.522	3rd
1979	Jake Gibbs	24-13	.649	9-10	.474	3rd
1980	Jake Gibbs	24-22	.522	9-9	.500	2nd
1981	Jake Gibbs	24-24-1	.500	8-14-1	.364	3rd
1982	Jake Gibbs	33-19-1	.632	15-6	.714	1st

Overall Year	Coach	SEC Record	Pct.	Record	Pct.	Finish
1983	Jake Gibbs	26-18-1	.589	10-12	.455	3rd
1984	Jake Gibbs	22-24	.478	7-16	.304	5th
1985	Jake Gibbs	20-28	.417	5-18	.217	5th

— SEC —

1986	Jake Gibbs	38-17	.691	14-13	.519	T-4th
1987	Jake Gibbs	25-25-1	.500	11-16	.407	8th
1988	Jake Gibbs	24-29	.453	6-21	.222	10th
1989	Jake Gibbs	34-21-1	.616	9-15-1	.380	8th
1990	Jake Gibbs	23-29	.442	10-16	.385	8th
1991	Don Kessinger	31-24	.564	9-15	.375	8th

— SEC WESTERN DIVISION —

1992	Don Kessinger	29-26	.527	9-14	.391	5th
1993	Don Kessinger	31-25	.554	8-19	.296	6th
1994	Don Kessinger	30-26	.536	12-14	.462	5th
1995	Don Kessinger	40-22	.645	14-12	.539	4th
1996	Don Kessinger	24-30	.444	7-23	.233	6th
1997	Pat Harrison	22-31	.415	6-24	.200	6th
1998	Pat Harrison	30-23	.566	13-15	.464	6th
1999	Pat Harrison	34-28	.548	17-13	.567	5th
2000	Pat Harrison	30-25	.545	12-17	.414	5th
2001	Mike Bianco	39-23-1	.627	17-13	.567	T-2nd
2002	Mike Bianco	37-19	.661	14-16	.467	6th
2003	Mike Bianco	35-27	.565	17-13	.567	4th
2004	Mike Bianco	39-21	.650	18-12	.600	T-2nd
2005	Mike Bianco	48-20	.706	18-12	.600	T-1st
2006	Mike Bianco	44-22	.667	17-13	.567	3rd
2007	Mike Bianco	40-25	.615	16-14	.533	3rd
2008	Mike Bianco	39-26	.600	15-15	.500	3rd
2009	Mike Bianco	44-20	.687	20-10	.667	T-1st
2010	Mike Bianco	39-24	.619	16-14	.533	3rd
2011	Mike Bianco	30-25	.545	13-17	.433	T-5th
2012	Mike Bianco	37-26	.587	14-16	.467	4th
2013	Mike Bianco	38-24	.613	15-15	.500	4th
2014	Mike Bianco	48-21	.696	19-11	.633	1st
2015	Mike Bianco	30-28	.517	15-14	.517	4th
2016	Mike Bianco	43-19	.694	18-12	.600	4th
2017	Mike Bianco	32-25	.561	14-16	.467	6th
2018	Mike Bianco	48-17	.738	18-12	.600	T-1st
2019	Mike Bianco	41-27	.603	16-14	.533	5th

* — INCLUDES FORFEIT VICTORY

** — COMPLETE SEASON RESULTS WERE NOT AVAILABLE

RECORD BY DECADE

Decade	W-L-T	Pct.
1890s	1-4-3	.313
1900s	34-40	.459
1910s	62-54-1	.530
1920s	98-51-2	.656
1930s	75-85-3	.469
1940s	46-82-1	.360
1950s	146-76-2	.656
1960s	185-102	.645
1970s	233-162-3	.589
1980s	270-227-5	.543
1990s	294-264	.527
2000s	395-228-1	.634
2010s	386-236	.621

REBEL COACHES BY VICTORIES

Name	Years	W	L	T	Pct.
Mike Bianco	2001-present	751	439	1	.633
Jake Gibbs	1972-1990	485	389	8	.554
Tom Swayze	1951-1971	361	201	2	.642
Don Kessinger	1991-1996	185	153	0	.547
Pat Harrison	1997-2000	116	107	0	.520
Pete Shields	1923-1931	114	59	2	.657
Tad Smith	1932-1942; 1946-1950	107	143	4	.429
Casey Stengel	1914	14	10	0	.583
Edgar Moss	1911-1912	12	19	0	.387
J.W. McCall	1910	11	3	0	.786
Fred A. Robins	1916	11	14	0	.440
Chester Noble	1919	10	4	0	.714
Coach Ashford	1902	9	8	0	.529
T.J. Keefe	1904	7	2	0	.778
Baxter Sparks	1917	3	5	1	.389
J.C. Elmer	1905	2	4	0	.333
J.M. Acker	1908	2	2	0	.500
Goat Hale	1943	2	10	0	.200
P.J. Murray	1901	1	4	0	.200
T.H. Johnson	1900	0	6	0	.000



ALL-TIME RESULTS

Coach Unknown

1893, 1895, 1897
Record: 1-4-2

1893 (0-1-1)

at Mississippi A&M L, 3-6
Mississippi A&M T, 1-1

1895 (0-2-1)

Alabama-1 L, 2-10
Alabama -1 L, 8-12
Mississippi A&M T, 5-5
1- at Meridian, Miss.

1897 (1-1)

Mississippi A&M -1 L, 2-5
Mississippi A&M W, 9-0 ^
1- at Columbus, Miss.
^ - Game forfeited by Miss. A&M

T.H. Johnson

1900
Record: 0-6

1900 (0-6)

Vanderbilt L, 5-6
Alabama L, 1-6
Alabama L, 3-6
Alabama L, 5-11
Texas L, 1-3
Texas L, 0-9

P.J. Murray

1901
Record: 1-4

1901 (1-4)

Alabama L, 12-13
Alabama L, 0-9
Alabama L, 0-9
Texas L, 6-9
Texas W, 4-3

Coach Ashford

1902
Record: 10-7

1902 (10-7)

Memphis Univ. School W, 4-2
Memphis Univ. School W, 2-3
S.W.B.U.* W, 4-3
S.W.B.U.* W, 6-2
Alabama L, 0-22 ^
Alabama L, 3-14
Alabama L, 6-30
J.M.C. L, 0-5
J.M.C. W, 14-9
J.M.C. L, 3-13
J.M.C. W, 11-7
J.M.C. W, 6-2
J.M.C. L, 11-13
Texas L, 0-4
Texas W, 2-1
Tulane L, 4-6
Tulane W, 6-3

* - Known now as Union University
^ - Game later forfeited by Alabama

Dr. W.S. Leathers

1903

1903

— No Results Available —

T.J. Keefe

1904
Record: 7-2

1904 (7-2)

Tulane W, 4-3
Tulane W, 9-4
Tulane W, 8-5
S.W.B.U.* W, 5-3
S.W.B.U.* L, 3-4
S.W.B.U.* W, 3-1
Mississippi A&M%-1 L, 6-7
Mississippi A&M%-1 W, 6-5
Mississippi A&M%-1 W, 8-7

1- at Columbus, Miss.
*-Known now as Union University
%- Known now as Mississippi State

J.C. Elmer

1905
Record: 2-4

1905 (2-4)

Mississippi A&M% L, 5-6
Mississippi A&M %-1 W, 7-6
Mississippi A&M %-1 W, 8-7
Texas L, 2-3
Texas L, 1-5
Texas L, 0-5

1- at Kosciusko, Miss.
%- Known now at Mississippi State

Coach Unknown

1906-07
Record: 9-10

1906 (3-5)

Mississippi A&M% W, 11-7
Mississippi A&M% L, 5-9
Mississippi A&M%-1 L, 4-5
at LSU L, 2-4
at LSU L, 1-6
Texas W, 5-0
Texas W, 3-1
Texas L, 0-12

1- at Kosciusko, Miss.
%- Known now as Mississippi State

1907 (6-5)

Alabama L, 2-6
Alabama L, 2-10
Alabama W, 7-3
LSU W, 5-0
LSU L, 0-2
Tennessee W, 3-0
Tennessee L, 0-8
Tennessee L, 1-2 (12)
at Mississippi A&M% W, 4-0
at Mississippi A&M% W, 3-0
at Mississippi A&M% W, 8-7

%- Known now as Mississippi State

Coach Unknown

1909
Record: 3-5

1909 (3-5)

Vanderbilt W, 3-0
Vanderbilt L, 0-4
LSU W, 7-1
LSU W
LSU L, 3-5
at Mississippi A&M% L, 0-3
at Mississippi A&M% L, 4-11
Mississippi A&M%-1 L, 0-1

1- at Grenada, Miss.
%- Known now as Mississippi State

J.W. McCall

1910
Record: 11-3

1910 (11-3)

Memphis O'Harrigans W, 6-0
Marion W, 8-0
at Mississippi College W, 4-2
LSU L, 1-2
LSU W, 8-5
LSU L, 1-3
Tulane W, 4-0
S.P.U.* W, 3-0
at Sewanee W, 1-0
at Cumberland W, 6-4
at Vanderbilt L, 3-4
Mississippi A&M% W, 3-2
Mississippi A&M%-1 W, 12-3
Mississippi A&M%-1 W, 3-1

* - Known now as Southwestern (KS) Coll.
%- Known now as Mississippi State
1- at Greenville, Miss.

Edgar Moss

1911-12
Record: 12-19

1911 (1-5)

at LSU L, 4-5
at LSU L, 6-11
at LSU L, 2-4
at Mississippi A&M% W, 3-0
at Mississippi A&M% L, 2-7
Mississippi A&M%-1 L, 2-3

1- at Gulfport, Miss.
%- Known now as Mississippi State

1912 (11-14)

Union W, 9-0
Union W, 8-1
L.I.J.* L, 0-2
L.I.J.* W, 4-2
L.I.J.* W, 7-5
at Texas L, 1-6
at Texas L, 2-15
at Millsaps W, 18-3
at Millsaps L, 3-5
at Millsaps W, 14-2
at Mississippi College W, 2-0
at Mississippi College L, 6-7
at Mississippi College W, 2-1
at Alabama L, 0-1
at Alabama L, 4-10
at Alabama L, 2-10
at Vanderbilt L, 2-3
at Vanderbilt L, 4-6
at Vanderbilt L, 1-4
at Cumberland L, 4-6
at Cumberland W, 10-6
at Cumberland W, 12-3
Mississippi A&M% L, 4-5
Mississippi A&M% W, 6-5
Mississippi A&M%-1 L, 1-6

1- at Meridian, Miss.
*- Known now as Louisiana Tech
%- Known now as Mississippi State

Casey Stengel

1914
Record: 14-10



1914 (14-10)

Vanderbilt W, 9-0
St. Paul L, 3-7
Millsaps L, 4-5
LSU W, 3-1
LSU W, 15-2
Tulane L, 0-4

Tulane L, 2-3
Alabama L, 4-10
Alabama W, 10-0
Millsaps W, 6-4
Millsaps W, 5-1
Mississippi Coll. L, 2-7
Mississippi Coll. W, 8-7
Cumberland L, 0-2
Cumberland W, 5-4
Cumberland L, 4-10
Sewanee* W, 3-0
Sewanee* W, 10-4
Union L, 2-4
Union W, 5-1
at Mississippi A&M% L, 3-4
at Mississippi A&M% W, 4-0
Mississippi A&M%-1 W, 6-2
Mississippi A&M%-2 W, 4-3
Millsaps W, 5-3

1- at Columbus, Miss.
2- at Jackson, Miss.
*- Known now as the Univ. of the South
%- Known now as Mississippi State

Coach Unknown

1915
Record: 1-1

1915 (1-1)

LSU W, 3-1
LSU L, 2-3

Fred A. Robins

1916
Record: 11-14

1916 (11-14)

Mar. 24 Union W, 5-2
Mar. 27 Tennessee Normal W, 12-1
Mar. 28 Tennessee Normal W, 9-3
Apr. 1 Illinois L, 3-6
Apr. 1 Illinois L, 1-2
Apr. 10 State Normal& W, 10-3
Apr. 11 State Normal & W, 6-0
Apr. 14 Millsaps W, 4-1
Apr. 15 Millsaps L, 2-3
Apr. 17 Mississippi A&M % W, 8-5
Apr. 18 Mississippi A&M %-1 L, 1-3
Apr. 19 at Vanderbilt L, 2-4
Apr. 21 at Georgia Tech L, 0-9
Apr. 22 at Georgia Tech L, 3-4
Apr. 25 at Alabama W, 3-2
Apr. 26 at Alabama L, 4-14
Apr. 27 Mississippi A&M%-2 L, 3-4
Apr. 28 at Mississippi A&M% L, 6-7
May 4 Mississippi College W, 2-1
May 5 Mississippi College W, 5-3
May 8 at Millsaps L, 0-2
May 9 at Mississippi College L, 5-8
May 10 at Mississippi College L, 4-5
May 11 at Millsaps L, 1-4
May 12 Sewanee W, 8-7

& - Known now as Southern Miss
%- Known now as Mississippi State
1- at Tupelo, Miss.
2- at Columbus, Miss.

Baxter Sparks

1917
Record: 3-5-1

1917 (3-5-1)

Mar. 28 Southern Miss. W, 4-0
Mar. 29 Southern Miss. W, 10-1
Mar. 31 Illinois W, 2-1
Apr. 9 Millsaps NS
Apr. 10 Millsaps NS
Apr. 13 S.P.U. NS
Apr. 14 S.P.U. NS
Apr. 17 Mississippi College NS
Apr. 18 Mississippi College NS
Apr. 25 at Mississippi A&M% L, 0-2
Apr. 26 Mississippi A&M%-1 L, 4-5
Apr. 27 at Alabama L, 3-5
Apr. 28 at Alabama L, 0-7
Apr. 30 Mississippi A&M%-2 T, 0-0
May 1 Mississippi A&M L, 3-12
May 5 at LSU NS
May 6 at LSU NS
May 7 at LSU NS
May 8 at Millsaps NS
May 9 at Millsaps NS
May 10 at Mississippi College NS

May 11 at Mississippi College NS
May 14 Mercer NS
May 15 Mercer NS
May 26 Vanderbilt NS
May 27 Vanderbilt NS
May 28 Vanderbilt NS

1- at Columbus, Miss.
2- at Tupelo, Miss.
%- Known now as Mississippi State

Chester "Dudy" Noble

1918-1919
Record: 10-4

1918 (9-1)

Illinois W, 4-2
Illinois W, 4-2
Miss. College W, 13-3
Miss. College W, 9-1
Miss. College W, 9-1
Camp Shelby W, 3-2
at Mississippi A&M% W, 2-0
Mississippi A&M% L, 3-7
Mississippi A&M %-1 W, 4-1
Mississippi A&M% W, 7-0

%- Known now as Mississippi State
1- at West Point, Miss.

1919 (1-3)

Mississippi A&M% L, 2-4
Mississippi A&M% W, 4-3
at Mississippi A&M% L, 3-7
at Mississippi A&M% L, 3-5

%- Known now as Mississippi State

Coach Unknown

1920-1922
Record: 7-12

1920 (4-2)

LSU W, 2-0
LSU W, 5-4
at Mississippi A&M% L, 0-3
at Mississippi A&M% L, 0-3
Mississippi A&M% W, 4-3
Mississippi A&M% W, 5-4

%- Known now as Mississippi State

1921 (3-4)

LSU L, 4-5
LSU W, 4-3
Vanderbilt L, 0-2
Mississippi A&M% W, 4-1
Mississippi A&M% L, 2-7
at Mississippi A&M% W, 6-3
at Mississippi A&M% L, 2-3

%- Known now as Mississippi State

1922 (0-6)

at Mississippi A&M% L, 0-4
at Mississippi A&M% L, 0-2
at LSU L, 3-8
at LSU L, 1-4
Mississippi A&M% L, 3-5
Mississippi A&M% L, 2-3

%- Known now as Mississippi State

**Pete Shields**

1923-31

Record: 114-59-2

**1923 (18-3-1)**

at LSU	W, 2-1
at LSU	L, 2-3
Tennessee	L, 2-3
Tennessee	T, 1-1
College Hill	W, 7-1
College Hill	W, 8-1
Batesville	L, 1-3
Batesville	W, 18-2
Tate County A.H.S.	W, 1-0
Tate County A.H.S.	W, 9-1
at Tate County A.H.S.	W, 11-1
Tate County A.H.S.	W, 8-2
T.M.I.	W, 3-0
T.M.I.	W, 10-2
West Tennessee Normal*	W, 7-1
West Tennessee Normal*	W, 10-2
West Tennessee Normal*	W, 9-6
West Tennessee Normal*	W, 10-4
Mississippi A&M%	W, 9-1
Mississippi A&M%	W, 8-1
Mississippi A&M%	W, 7-2
Mississippi A&M%	W, 3-2

*- Known now as Memphis

%- Known now as Mississippi State

1924 (13-9)

Mississippi College	W, 12-3
Mississippi College	L, 8-10
Wisconsin	W, 5-2
Wisconsin	L, 2-6
Illinois	L, 3-7
Mississippi College	L, 0-1
Mississippi College	L, 0-2
S.P.U.*	W, 4-0
S.P.U.*	W, 5-1
Vanderbilt	W, 13-3
Tulane	L, 8-13
Tulane	W, 7-1
S.P.U.*	W, 12-2
S.P.U.*	W, 5-0
Vanderbilt	W, 5-2
Vanderbilt	W, 24-5
Tennessee	W, 11-4
Tennessee	W, 4-0
Mississippi A&M%	L, 2-3
at Mississippi A&M%	L, 4-6
Mississippi A&M%	W, 2-1
at Mississippi A&M%	L, 2-6

*- Known now as Southwestern College

%- Known now as Mississippi State

1925 (14-6)

at Millsaps	W, 12-1
at Millsaps	W, 9-7
Union	W, 9-2
Union	W, 10-1
Wisconsin	W, 4-2
Wisconsin	W, 4-0
Millsaps	L, 3-4
Millsaps	W, 10-5
at Mississippi College	W, 5-3
at Mississippi College	W, 7-0
at Tulane	W, 8-6
at Tulane	W, 7-4
at Alabama	L, 2-6
at Alabama	L, 3-4
Mississippi A&M%	W, 3-2
Mississippi A&M%	L, 3-4
at Mississippi A&M%	L, 1-3
at Mississippi A&M%	L, 1-7
Kentucky	W, 5-0
Kentucky	W, 2-0

%- Known now as Mississippi State

1926 (15-6)

Illinois	W, 6-2
Iowa	L, 0-2
Iowa	L, 5-6
Wisconsin	W, 10-2
Wisconsin	W, 5-2
Millikan	W, 19-8
Millikan	W, 12-0

Tulane	W, 4-2
Tulane	W, 5-0
LSU	W, 5-2
LSU	W, 5-2
Southwestern	W, 7-4
Southwestern	W, 5-2
at Mississippi A&M%	L, 0-2
at Mississippi A&M%	L, 6-7
Southwestern	W, 10-6
Southwestern	W, 9-0
Mississippi A&M%	W, 7-6
Mississippi A&M%	W, 1-0
Alabama	L, 1-8
Alabama	L, 2-3

%- Known now as Mississippi State

1927 (11-4)*

Mississippi A&M%	L, 0-7
Mississippi A&M%	W, 6-2
at Mississippi A&M%	W, 3-2
at Mississippi A&M%	W, 9-4

*- All results not available.

%- Known now as Mississippi State

1928 (2-8-1)

Illinois	L, 1-2
Jackson	T, 3-3
Jackson	L, 1-5
Howard	L, 1-4
Meridian	L, 4-7
Meridian	L, 5-12
Alabama	L, 4-7
Alabama	L, 3-5
at Mississippi A&M%	W, 3-1
at Mississippi A & M%	W, 5-6
Mississippi A & M%	L, 5-6

%- Known now as Mississippi State

1929 (18-3)

Indiana	L
Indiana	W
Indiana	W
Indiana	W
Indiana	W
Howard College	W
Howard College	W
Georgia	W
Georgia	L
at LSU	W, 7-0
at LSU	W
at Southern Miss	W
at Southern Miss	W
Alabama -1	W, 13-5
Alabama -1	W, 7-6
Southwestern	W
Southwestern	L
Mississippi A&M%	W, 2-1
Mississippi A&M%	W, 5-4
at Mississippi A&M%	W, 11-7
at Mississippi A&M%	W, 7-4

%- Known now as Mississippi State

1- at Columbus, Miss.

1930 (13-10)

Minnesota	W, 5-4
Minnesota	W, 8-4
Minnesota	W, 8-7
Minnesota	L
Indiana	L
Indiana	W
Indiana	W
Indiana	L
Indiana	W
Howard	L
Howard	W
LSU	W
LSU	W
Vanderbilt	L, 1-17
Vanderbilt	L, 12-17
at Mississippi State	L, 3-8
at Mississippi State	W, 2-2
Alabama -1	L, 4-6
Alabama -1	L, 3-9
Georgia	W, 7-6
Georgia	L, 3-4
Mississippi State	W, 3-1
Mississippi State	W, 6-5

1- at Columbus, Miss.

1931 (10-10)

Minnesota	L, 0-5
Minnesota	W, 7-3
Minnesota	W, 4-1
Illinois	L, 1-6
Michigan State	W, 4-3
Michigan State	W, 5-2
at Vanderbilt	L, 3-6

at Vanderbilt	W, 10-6
at Alabama	L, 1-3
at Alabama	L, 7-9
at Alabama	L, 3-4
Millsaps	L
at LSU	W, 5-2
at LSU	W, 7-5
Mississippi State	L, 2-13
Mississippi State	L, 7-10
Millsaps	W, 4-1
Millsaps	W, 5-1
at Mississippi State	W, 7-6
at Mississippi State	L, 2-5

C.M. "Tad" Smith

1932-1942

Record: 73-94-4

**1932 (8-8)**

at West Tennessee Teachers*	W, 8-3
at West Tennessee Teachers*	W, 23-10
at Alabama	L, 4-7
at Alabama	W, 7-4
West Tennessee Teachers*	W, 7-1
West Tennessee Teachers*	W, 11-1
Alabama	L, 4-5
Alabama	L, 1-2
at Mississippi State	L, 2-8
at Mississippi State	W, 9-6
Louisiana Tech	W, 12-1
Louisiana Tech	L, 2-6
at Vanderbilt	L, 9-7
at Vanderbilt	L, 2-9
Mississippi State	W, 3-0
Mississippi State	L, 3-15

*- Known now as Memphis

1933 (0-2)

Alabama	L, 3-4
Alabama	L, 2-7

1934 (1-13-1)*

Alabama	L, 3-4
at Alabama	L, 3-7
at Alabama	L, 0-10
Alabama	L, 0-8
Alabama	L, 0-12
at LSU	L, 6-10
at LSU	L, 5-6
at Mississippi State	L, 2-4
at Mississippi State	L, 2-7
Mississippi State	L, 2-9

* — All results not available.

1935 (5-13)

Millsaps	L, 8-1
Millsaps	W, 3-2 (13)
W. Tenn. Teachers*	W, 15-5
W. Tenn. Teachers*	W, 17-3
Greenville Dixie League	W, 14-5
Greenville Dixie League	L, 5-6
Alabama	L, 1-2 (10)
Alabama	L, 2-3 (12)
Alabama	L, 0-5
Alabama	L, 0-4
Mississippi State	L, 2-12
Mississippi State	L, 0-6
LSU	L, 0-1
LSU	L, 4-5
at Millsaps	W
at Millsaps	W
Mississippi State	L, 0-4
at Mississippi State	L, 1-3

*- Known now as Memphis

1936 (4-9)*

Alabama	L, 4-8
Alabama	L, 2-13
Alabama	W, 2-1

*- All scores not available.

1937 (9-8-1)

at Delta State	W, 15-7
at Delta State	L, 7-11

Millsaps	T, 8-8 (Darkness)
Millsaps	W, 10-5
Delta State	W, 5-0
Delta State	W, 7-1
Alabama	W, 6-7
at Mississippi State	L, 6-7
at Mississippi State	L, 0-7
at Alabama	L, 2-13
at Alabama	L, 3-7
at LSU	W, 16-0
at LSU	L, 3-6
LSU	W, 11-5
Millsaps	W, 6-0
Millsaps	L, 4-5
Mississippi State	W, 6-4
Mississippi State	L, 3-4

1938 (13-6-1)

Millsaps	W
Millsaps	W
Delta State	W
Delta State	W
Delta State	W
Delta State	W
LSU	T, 0-0
LSU	L, 5-6 (11)
Auburn	L, 5-6
Auburn	W, 4-3
at Alabama	L, 3-8
at Alabama	L, 1-2
Mississippi State	W, 4-3
Mississippi State	W, 5-4
at LSU	W
at LSU	W
at LSU	W, 4-3
at LSU	L, 5-11
at Mississippi State	W, 8-6
at Mississippi State	L, 2-6

1939 (12-6)

LSU	W, 8-5
LSU	L, 0-8
Millsaps	W, 7-1
Northern Illinois Teachers*	W, 6-3
Alabama	W, 6-5
Alabama	W, 10-6
Millsaps	W, 5-4
Millsaps	W, 6-5
Auburn	L, 3-4
Auburn	L, 2-4
at Alabama	L, 5-9
at Alabama	W, 18-11
at Mississippi State	W, 11-4
at Mississippi State	W, 3-0
Mississippi College	W, 12-2
Mississippi College	L, 7-10
Mississippi State	W, 1-0
Mississippi State	L, 1-7

*- Known now as Northern Illinois University

1940 (8-14)

Bradley Tech*	W, 4-3
Illinois Wesleyan	L, 3-8
Northern Illinois Teachers%	W, 5-4
Northern Illinois Teachers%	W, 6-5
Mississippi College	W, 6-4
Mississippi College	W, 8-0
at Alabama	L, 7-8
at Alabama	L, 4-6
S.L.I.	W, 4-1
S.L.I.	W, 4-1
LSU	L, 3-6
LSU	L, 1-4
at Alabama	L, 5-8
at Alabama	L, 8-10
Mississippi State	W, 5-1
Mississippi State	L, 5-10
at LSU	L, 0-3
at LSU	L, 0-4
S.L.I.	L, 4-6
S.L.I.	L, 3-4
at Mississippi State	L, 4-8
at Mississippi State	L, 9-14

*- Known now as Bradley University

%- Known now as Northern Illinois University

NOTE: Sisler Johnson records the first no-hitter in school history against Mississippi College.

1941 (9-7)

at Alabama (14)	L, 10-11
Clarksdale	L, 2-7
Bradley Tech*	L, 4-8
Millsaps	W, 9-4
Millsaps	L, 7-11
Tulane	W, 5-3
Tulane	W, 8-1
Clarksdale	W, 6-1
Alabama	L, 1-13
Alabama	L, 6-18
at Mississippi State	W, 6-0

at Mississippi State	W, 11-7
at LSU	W, 3-2
at LSU	W, 4-3
Mississippi State	L, 2-4
Mississippi State	W, 7-5

*- Known now as Bradley University

1942 (4-8-1)*

at Alabama	L, 4-5
at Alabama	L, 0-9
Alabama	L, 0-8
Alabama	L, 3-7
Mississippi State	W, 7-6
Mississippi State	L, 0-7
at Mississippi State	L, 0-3
at Mississippi State	T, 5-5
LSU	L, 1-12
LSU	L, 1-4

*- All scores not available.

Goat Hale

1943

Record: 2-10

1943 (2-10)*

at LSU	L, 1-4
at LSU	L, 0-6
LSU	L, 1-6
LSU	L, 4-6
Alabama	W, 10-8
Alabama	L, 6-10
Alabama	L, 6-7
Alabama	L, 2-10
Mississippi State	L, 3-4
Mississippi State	W, 8-4

*- All scores not available.

DID NOT FIELD TEAMS DURING 1944 AND 1945 DUE TO WORLD WAR II**C.M. "Tad" Smith**

1946-1950

Record: 34-49

**1946 (3-3)**

LSU	W, 4-3
LSU	W, 6-5
Alabama	L, 2-8
Alabama	L, 8-10
Alabama	L, 5-13
Mississippi State	W, 13-1

1947 (10-6)

Bradley Tech*	L, 1-11
Alabama (5)	W, 2-1
Clarksdale	W, 6-4
Auburn	L, 4-6
Auburn	W, 4-0
Western Illinois Teachers%	W, 6-2
Mississippi State	W, 4-3
Clarksdale	L, 1-11
Millsaps	W, 21-1
Millsaps	W, 9-4
Lambuth	W, 20-0
Alabama (10)	L, 3-4
Alabama	L, 3-5
at Mississippi State (12)	W, 4-2
at Mississippi State	L, 1-11

*- Known now as Bradley University
%- Known now as Western Illinois Univ.**1948 (6-16)**

at Southern Miss	W, 2-1 (11)
at Southern Miss	L, 7-8
at Meridian	L, 3-15
at Auburn	L, 0-6
at Auburn	W, 7-4
Delta State	L, 5-8



ALL-TIME RESULTS

Delta State.....	W, 21-5
at Alabama.....	L, 2-5
at Alabama.....	L, 3-5
Florida.....	L, 3-4
Florida.....	W, 8-2
Florida.....	W, 8-1
Tulane.....	L, 8-9
Tulane.....	L, 3-11
at Mississippi State.....	L, 5-6 (13)
at Mississippi State.....	L, 5-17
LSU.....	L, 5-6
LSU.....	W, 17-10
Alabama.....	L, 2-10
Alabama.....	L, 2-17
Mississippi State.....	L, 5-6 (10)
Mississippi State.....	L, 4-18

1949 (4-18)

at Florida State-1.....	L, 3-7
at Florida State-1.....	L, 5-6
at Florida.....	L, 2-3
at Florida.....	W, 4-2
at Meridian.....	L, 1-11
Alabama.....	L, 5-6 (10)
Alabama.....	W, 8-6
Clarksdale.....	L, 0-3
Southern Miss.....	L, 8-11
Southern Miss.....	W, 18-2
Delta State.....	L, 8-11
Delta State.....	W, 12-7
Tulane.....	L, 0-3
Tulane.....	L, 0-1
at LSU.....	L, 2-8
at LSU.....	L, 3-5
at Mississippi State.....	L, 2-7
at Mississippi State.....	L, 3-10
at Alabama.....	L, 4-7
at Alabama.....	L, 3-15
Mississippi State.....	L, 2-6
Mississippi State.....	L, 5-6

1- Pensacola, Fla.


1950 (11-6)

Pensacola Navy.....	W, 17-4
Southern Miss.....	W, 2-1
Meridian.....	W, 20-8
Clarksdale.....	W, 6-3
Illinois Wesleyan.....	L, 2-5
Delta State.....	W, 6-4
Delta State.....	W, 15-8
Alabama.....	W, 15-3
Alabama.....	L, 0-9
Tulane-1.....	W, 9-4
Tulane-2.....	W, 13-6
at Mississippi State.....	L, 4-5
at Mississippi State.....	W, 3-2
at Alabama.....	L, 1-15
at Alabama.....	W, 6-1
Mississippi State.....	L, 4-6
Mississippi State.....	L, 5-11

1- at Tuscaloosa, Ala.
2- at Clarksdale, Miss.

Tom Swayze

1951-1971
Record: 361-201-2



1951 (16-6-1)

Mar. 23 Illinois Wesleyan.....	W, 4-2
Mar. 24 Illinois Wesleyan.....	W, 5-4
Mar. 26 Northern Illinois.....	W, 5-4
Mar. 30 Alabama.....	W, 7-6
Mar. 31 Alabama.....	L, 0-4
Apr. 3 Arkansas State.....	L, 3-7
Apr. 3 Arkansas State (7).....	W, 11-4
Apr. 6 Delta State.....	W, 4-0
Apr. 6 Delta State.....	W, 6-0
Apr. 11 Alabama (8).....	L, 5-6
Apr. 12 Alabama.....	T, 3-3
Apr. 13 Clarksdale (EXH).....	L, 1-6
Apr. 18 LSU.....	W, 8-2
Apr. 19 LSU.....	W, 4-1
Apr. 20 Tulane.....	W, 7-4
Apr. 25 at LSU.....	L, 5-6
Apr. 27 at Tulane.....	W, 5-4
Apr. 28 at Tulane.....	L, 3-5
Apr. 28 at Tulane.....	W, 11-0
May 4 at Mississippi State.....	W, 6-2
May 5 at Mississippi State.....	W, 9-5

May 11 Mississippi State.....	W, 6-3
May 12 Mississippi State.....	W, 8-2

1952 (10-10)

at Memphis State*.....	W, 6-2
Memphis State*.....	W, 10-3
Arkansas State.....	W, 6-1
Arkansas State.....	W, 9-3
at Tulane.....	L, 1-17
at Tulane.....	L, 4-15
at LSU.....	L, 1-6
at LSU.....	W, 9-2
Alabama.....	W, 5-4
at Auburn.....	L, 5-6
at Auburn.....	L, 6-10
at Alabama.....	W, 4-3
at Alabama (10).....	W, 4-2
Tulane (7).....	L, 1-4
Tulane (7).....	W, 3-0
LSU.....	L, 5-8
LSU.....	L, 5-6
Mississippi State.....	L, 1-14
Mississippi State.....	W, 9-5
at Mississippi State.....	L, 0-7

* - Known now as Memphis.

1953 (9-10)

Mar. 27 at Tulane.....	L, 3-13
Mar. 28 at Tulane.....	W, 5-3
Mar. 30 at LSU (11).....	L, 9-10
Mar. 31 at LSU.....	L, 6-10
Apr. 3 Illinois Wesleyan.....	W, 7-4
Apr. 4 Notre Dame.....	L, 5-6
Apr. 7 Tulane#.....	W, 4-3
Apr. 7 Tulane# (9).....	W, 5-4
Apr. 10 at Mississippi State.....	W, 11-3
Apr. 11 at Mississippi State.....	L, 1-2
Apr. 17 LSU.....	W, 10-2
Apr. 20 at Alabama.....	L, 5-8
Apr. 21 at Alabama.....	L, 6-11
Apr. 25 at Vanderbilt#.....	W, 2-0
Apr. 25 at Vanderbilt#.....	L, 2-5
May 1 Alabama.....	L, 5-8
May 2 Alabama.....	W, 10-2
May 8 Mississippi State.....	L, 1-5
May 9 Mississippi State.....	W, 6-5

- Doubleheader (7 innings)

1954 (15-7-1)

Illinois Wesleyan.....	W, 14-2
Illinois Wesleyan.....	L, 7-8
Tulane.....	W, 5-4
Tulane.....	W, 7-1
Alabama.....	L, 2-3
Greenville AFB.....	W, 9-3
at Vanderbilt#.....	W, 16-3
at Vanderbilt#.....	T, 1-1
at Memphis State*.....	W, 10-1
at Meridian CSL.....	L, 4-10
Arkansas State.....	W, 7-4
Delta State.....	W, 15-2
at Arkansas State.....	W, 7-4
Memphis State*.....	W, 10-3
LSU.....	W, 10-0
at Mississippi State#.....	W, 4-2
at Mississippi State#.....	W, 6-5
at Hazlehurst.....	W, 12-1
at LSU.....	L, 3-6
at LSU.....	L, 0-7

SEC Championship Series

at Georgia.....	L, 2-3
Georgia.....	W, 6-5
Georgia.....	L, 3-5

#- Doubleheader

*. Known now as Memphis.

1955 (16-3)

at Tulane.....	W, 1-0
at LSU.....	W, 6-2
at LSU.....	W, 16-3
Tulane.....	W, 10-0
Northern Illinois.....	W, 13-4
Northern Illinois.....	W, 4-0
Alabama.....	L, 1-3
Wheaton.....	W, 7-2
Wheaton.....	W, 10-1
LSU.....	W, 9-3
LSU.....	W, 5-3
Arkansas State.....	W, 8-1
Arkansas State.....	W, 11-1
at Alabama.....	W, 10-5
at Alabama.....	L, 1-8
Mississippi State.....	L, 4-5
Mississippi State.....	W, 4-2
at Mississippi State.....	W, 9-4
at Mississippi State.....	W, 10-4

1956 (24-10)

Delta State.....	W, 9-6
Delta State.....	W, 21-1
Illinois Wesleyan.....	W, 4-1
Illinois Wesleyan.....	L, 10-12
LSU# (7).....	L, 1-2
LSU#.....	W, 8-6
LSU.....	W, 11-0
at Arkansas State.....	W, 7-0
at Alabama#.....	L, 7-15
at Alabama# (7).....	W, 11-2
at Alabama.....	L, 13-14
Mississippi State.....	W, 9-3
Mississippi State.....	W, 14-2
at Loyola-NO.....	L, 6-11
at Loyola-NO (10).....	W, 5-4
at Tulane# (7).....	W, 5-2
at Tulane# (7).....	W, 7-1
at Tulane.....	W, 1-0
Vanderbilt.....	W, 9-3
Vanderbilt# (7).....	W, 7-0
Vanderbilt# (7).....	W, 3-0
at Mississippi State.....	W, 6-2
at Mississippi State.....	W, 8-5

SEC Championship Series

at Florida.....	L, 3-8
Florida.....	L, 1-5

NCAA District III Playoffs

at Gastonia, N.C.

Tennessee Tech.....	W, 4-3
Tennessee Tech.....	W, 3-2
Duke.....	L, 2-4
Duke.....	W, 6-2
Duke.....	W, 7-1 (7)

College World Series

at Omaha, Neb.

New Hampshire.....	W, 13-12
Bradley.....	W, 4-0
Minnesota.....	L, 5-13
Arizona.....	L, 3-7

#- Doubleheader

NOTES: The Rebels make their first visit to an NCAA Regional and the College World Series. Ole Miss records its highest finish at the CWS, placing third ... Cecil Burford throws the second no-hitter in school history against Vanderbilt.

1957 (16-8)

at Louisiana Tech (10).....	W, 5-2
at Louisiana Tech.....	W, 14-3
at Centenary # (7).....	W, 11-1
at Centenary # (7).....	W, 10-0
at LSU.....	L, 1-9
at LSU # (7).....	W, 4-0
at LSU # (7).....	W, 6-5
Delta State.....	W, 8-2
Alabama # (7).....	L, 0-7
Alabama # (7).....	W, 6-6
Delta State.....	W, 9-1
at Mississippi State.....	L, 5-6
at Mississippi State.....	L, 3-6
Illinois State.....	L, 7-12
Tulane.....	L, 4-5
Tulane # (7).....	W, 1-0
Tulane #.....	W, 8-4
Loyola-NO # (7).....	W, 5-0
Loyola-NO # (7).....	L, 1-2
at Vanderbilt.....	W, 10-1
at Vanderbilt # (7).....	W, 15-1
at Vanderbilt # (7).....	W, 15-3
Mississippi State (10).....	W, 5-4
Mississippi State.....	L, 3-4

#- Doubleheader

1958 (11-10)

Southern Illinois.....	W, 11-8
Illinois Wesleyan.....	W, 8-3
Delta State.....	L, 4-6
Delta State.....	L, 3-4
Missouri.....	L, 4-5
Missouri.....	L, 5-14
Tulane (7).....	W, 8-7
Tulane.....	W, 10-2
at Alabama.....	W, 14-3
at Alabama.....	L, 3-4
LSU.....	W, 5-1
at Tulane.....	L, 1-2
at Tulane.....	W, 13-0
at LSU.....	L, 1-2
at LSU.....	W, 5-4
Vanderbilt.....	W, 2-0
Vanderbilt.....	W, 4-3
Alabama.....	W, 6-4
Alabama.....	L, 3-7
at Mississippi State.....	L, 5-6
at Mississippi State.....	L, 5-7

1959 (18-6)

SEC CHAMPIONS

Vanderbilt.....	W, 4-3
Illinois Wesleyan -#.....	W, 7-3
Illinois Wesleyan -# (6).....	L, 5-7
Notre Dame.....	W, 3-2
at SE Louisiana.....	L, 0-1
at LSU.....	W, 7-0
at Tulane.....	L, 5-8
at Tulane (12).....	L, 4-5
at Tulane.....	W, 8-1
Delta State# (7).....	W, 5-1
Delta State# (7).....	W, 11-0
Arkansas State.....	W, 6-0
Arkansas State.....	W, 12-1
at Mississippi State.....	W, 11-1
Tulane.....	W, 22-2
LSU.....	W, 7-4
LSU.....	W, 9-5
at Alabama.....	L, 2-9
at Alabama.....	W, 6-3
Alabama.....	W, 1-0
Mississippi State.....	W, 4-2
Mississippi State.....	W, 6-2

SEC Championship Series

Georgia Tech (10).....	L, 3-4
at Georgia Tech.....	W, 8-5
Georgia Tech.....	W, 11-7

NOTE: Rebels win first-ever SEC title.

1960 (22-3)

SEC CHAMPIONS

Delta State.....	W, 14-5
Delta State.....	W, 13-4
at SE Louisiana.....	L, 4-15
at LSU (12).....	L, 4-5
at LSU.....	W, 5-3
Illinois Wesleyan (11).....	W, 8-7
Illinois Wesleyan.....	W, 13-1
LSU.....	W, 7-0
LSU.....	W, 13-2
Mississippi State# (7).....	W, 8-0
Mississippi State# (7).....	W, 14-1
Alabama.....	W, 3-0
Alabama.....	W, 10-4
Tulane.....	W, 13-2
Tulane.....	W, 13-2
at Alabama.....	W, 8-2
at Alabama.....	W, 8-2
at Memphis State*.....	W, 10-5
at Vanderbilt.....	W, 10-0
at Vanderbilt.....	W, 16-0
Memphis State*.....	W, 6-2
at Mississippi State# (7).....	L, 4-18
at Mississippi State# (8).....	W, 4-3

SEC Championship Series

at Florida.....	W, 15-7
Florida.....	W, 6-1

#- Doubleheader

*. Known now as Memphis

NOTE: Rebels claim back-to-back SEC titles.

1961 (15-8)

Delta State.....	W, 21-4
at SE Louisiana (10).....	L, 3-5 (10)
at Tulane.....	W, 8-1
at Tulane.....	W, 13-0
at LSU# (8).....	L, 3-4
at LSU# (7).....	L, 1-2
Tulane# (7).....	W, 9-6
Tulane# (7).....	W, 14-2
at Arkansas State.....	W, 9-3
at Arkansas State.....	L, 8-9
LSU#.....	L, 0-4
LSU#.....	W, 6-1
at Mississippi State#.....	W, 5-4
at Mississippi State#.....	L, 2-9
Alabama#.....	L, 8-9
Alabama#.....	W, 9-8
at Alabama#.....	W, 7-5
at Alabama#.....	W, 1-0
Arkansas State.....	W, 6-1
Arkansas State.....	W, 4-2
Memphis State*.....	W, 12-2
at Memphis State*.....	L, 11-14
Mississippi State.....	W, 5-4

#- Doubleheader

*. Known now as Memphis

1962 (15-10)

Nicholls State.....	W, 2-1
Nicholls State.....	L, 7-12
Illinois Wesleyan# (7).....	W, 6-5
Illinois Wesleyan# (5).....	W, 4-0
Delta State (10).....	W, 5-4
Delta State.....	W, 8-1
LSU.....	L, 2-3
LSU.....	W, 7-3
Arkansas State.....	W, 7-3

Arkansas State.....	W, 13-1
at Tulane# (10).....	W, 5-2
at Tulane# (7).....	W, 4-0
at LSU.....	L, 5-12
at LSU.....	L, 1-7
Memphis State*.....	W, 9-8
Memphis State*.....	W, 3-1
Tulane.....	W, 13-1
Tulane.....	W, 7-4
at Mississippi State.....	L, 1-6
at Alabama.....	L, 1-12
Alabama# (7).....	L, 0-6
Alabama# (7).....	W, 1-0
Mississippi State.....	L, 1-4
Mississippi State.....	L, 0-5

#- Doubleheader

*. Known now as Memphis


NOTE: Robert Earl Siedell throws the third no-hitter in school history versus Alabama.

1963 (19-7)

Illinois Wesleyan# (7).....	W, 11-1
Illinois Wesleyan# (7).....	W, 2-0
Delta State.....	W, 8-3
Delta State.....	W, 10-2
at Tulane.....	L, 7-9
at Tulane.....	L, 7-8
at LSU (11).....	W, 6-5
at LSU.....	W, 7-3
at SE Louisiana.....	W, 9-6
Arkansas State.....	W, 7-1
at Alabama (14).....	W, 8-7
at Alabama.....	W, 6-3
Tulane.....	W, 18-5
Tulane.....	W, 10-4
Mississippi State.....	W, 5-0
Mississippi State.....	W, 6-1
LSU# (7).....	W, 5-4
LSU# (7).....	L, 3-10
at Memphis State*.....	L, 2-5
Memphis State*.....	W, 7-3
Alabama.....	W, 11-5
at Mississippi State.....	L, 3-5
at Mississippi State (15).....	W, 6-5

SEC Championship Series

Auburn.....	W, 7-6
-------------	--------



Memphis State*	L, 2-6
at Southern Miss	L, 6-7
at LSU	W, 6-5
at LSU	L, 5-8
at Tulane	L, 0-7
at Tulane	L, 4-5
Mississippi State	L, 13-17
Mississippi State	L, 6-8
Alabama	W, 5-3
Alabama	L, 4-7
Nicholls State	W, 11-0
Nicholls State	L, 2-5
at Alabama	W, 8-4
at Alabama	W, 11-7
LSU	W, 15-4
LSU	W, 7-5
at Mississippi State	L, 3-9
at Mississippi State	W, 10-7

#- Doubleheader
*- Known now as Memphis

1966 (18-14)

at Southern Miss	L, 1-6
at Southern Miss	W, 9-2
at Auburn	W, 5-3
at Florida State (10)	L, 8-9
at Florida State	L, 4-9
at Florida State	L, 10-11
at Florida State	L, 3-5
Alabama	W, 5-3
Alabama	W, 4-2
LSU	W, 6-4
LSU (12)	W, 5-4
at Memphis State*	W, 7-4
Memphis State*	L, 7-18
at LSU	L, 7-9
at LSU	W, 5-2
at Tulane	W, 9-3
at Tulane	L, 8-9
at Nicholls State	W, 7-3
Memphis State*	W, 13-1
at Memphis State*	W, 5-2
Delta State#	W, 6-2
Delta State# (7)	L, 8-10
at Mississippi State	W, 2-0
at Mississippi State	L, 1-2
Nicholls State	L, 2-3
Nicholls State	W, 2-1
at Alabama	L, 5-6
at Alabama (10)	L, 4-5
Tulane	W, 5-1
Tulane	W, 9-5
Mississippi State	L, 1-6
Mississippi State	W, 5-0

#- Doubleheader
*- Known now as Memphis
NOTE: Russ Johnson fires the fourth no-hitter in school history against Mississippi State.

1967 (15-14)

at Southern Miss	W, 8-0
at Southern Miss	L, 2-3
at Southern Miss	W, 6-0
McNeese State#	L, 0-1
McNeese State#	W, 6-4
Mississippi State#	W, 7-0
Mississippi State#	W, 1-0
Mississippi State	L, 6-9
at Delta State	W, 22-3
at Alabama#	L, 2-3
at Alabama#	W, 4-1
at Alabama	W, 13-4
Delta State	L, 3-7
at LSU#	W, 9-0
at LSU#	L, 3-6
Memphis State*	W, 4-3
at Memphis State*	L, 1-3
Alabama#	L, 0-1
Alabama#	W, 10-3
Alabama	L, 7-9
LSU#	W, 8-4
LSU#	L, 1-4
LSU	W, 6-1
at Mississippi State#	L, 1-2
at Mississippi State#	L, 0-3
at Mississippi State	W, 13-3

SEC West Division Playoff
LSU W, 6-2
SEC Championship Series
Auburn L, 1-2
at Auburn L, 6-9

#- Doubleheader
*- Known now as Memphis

1968 (20-12)

Clemson	W, 11-0
Clemson# (7)	W, 6-0
Clemson# (7)	L, 3-5
Kansas State# (7)	W, 8-4
Kansas State# (7)	W, 4-1

Kansas State# (7)	W, 8-3
Kansas State# (7)	W, 5-4
at Mississippi State# (7)	L, 1-2
at Mississippi State# (7)	W, 2-1
at Mississippi State	W, 4-1
vs. SW Louisiana* (7)	W, 3-0
vs. Louisiana Tech* (7)	W, 4-3
vs. NE Louisiana St* (7)	W, 6-4
at LSU* (7)	W, 2-0
vs. Nicholls State* (7)	W, 7-2
at Arkansas State	L, 1-2
Arkansas State	L, 6-7
LSU# (7)	W, 5-2
LSU# (7)	W, 5-2
LSU	L, 5-8
at Alabama# (9)	L, 2-3
at Alabama# (7)	W, 5-0
at Alabama	L, 2-3
at LSU# (7)	W, 4-0
at LSU# (7)	L, 0-1
at LSU	L, 1-5
at Delta State	W, 10-7
Alabama# (7)	L, 2-3
Alabama# (7)	L, 4-7
Alabama	W, 9-1
Mississippi State (7)	L, 2-8
Mississippi State (7)	W, 4-1

#- Doubleheader
%- Baton Rouge Tournament
*- Known now as UL-Lafayette
L- Known now as Louisiana-Monroe.

1969 (27-15)

SEC CHAMPIONS

Mar. 17 Delta State	L, 2-6
Mar. 21 Southern Miss	W, 7-4
Mar. 22 Southern Miss	W, 4-3
Mar. 24 Kansas St.# (7)	L, 0-1
Mar. 24 Kansas St.# (7)	W, 9-3
Mar. 25 Kansas St.# (7)	L, 4-11
Mar. 25 Kansas St.# (7)	W, 10-0
Mar. 26 Tennessee	W, 8-5
Mar. 31 vs. Indiana -1	L, 11-13
Apr. 1 vs. Illinois -1	L, 5-8
Apr. 2 vs. Southern Cal -1	L, 6-7
Apr. 2 vs. Brigham Young -1	L, 0-5
Apr. 4 at UC-Riverside -1	W, 13-7
Apr. 4 vs. UCLA -1	L, 2-5
Apr. 5 vs. Delaware -1	W, 5-3
Apr. 7 Mississippi St.# (7)	W, 4-0
Apr. 7 Mississippi St.#	W, 2-1
Apr. 8 Mississippi State	W, 4-3
Apr. 11 at LSU# (7)	W, 7-3
Apr. 11 at LSU# (7)	W, 4-1
Apr. 15 Arkansas State	W, 8-3
Apr. 16 Arkansas State	W, 5-4
Apr. 18 Alabama# (7)	L, 1-4
Apr. 18 Alabama#	W, 12-1
Apr. 25 LSU# (7)	W, 2-0
Apr. 25 LSU#	L, 2-3
Apr. 26 LSU	W, 6-4
Apr. 29 B'ham-Southern	W, 11-1
May 2 at Alabama# (7)	W, 2-1
May 2 at Alabama#	W, 8-0
May 3 at Alabama	W, 3-2
May 9 at Mississippi St.# (7)	L, 0-2
May 9 at Mississippi St.#	L, 5-11
May 10 at Mississippi State	L, 3-10

SEC Championship Playoff	
May 14 Florida	W, 8-2
May 16 at Florida	W, 4-1
NCAA District III Playoffs	
at Gastonia, N.C.	
May 29 Virginia Tech (11)	W, 7-6
May 30 North Carolina	W, 6-5
May 31 North Carolina	W, 5-2
College World Series	
at Omaha, Neb.	
June 14 New York	L, 3-8
June 15 Southern Illinois	W, 8-1
June 16 Texas	L, 1-14

#- Doubleheader
1- National Collegiate Tournament, Riverside, Calif.

NOTE: Ole Miss wins its fourth SEC title and makes its third appearance in the CWS, finishing fifth.

1970 (25-8)

Southern Miss	W, 14-1
Nicholls State -1	L, 1-3
Northern Illinois -1	W, 2-1
SE Louisiana -2	L, 1-2
at LSU -2	W, 8-2
NE Louisiana* -3	W, 3-2
Southern University -3	W, 9-3
at Southern Miss	W, 4-1
at Southern Miss	W, 3-2
at Mississippi State#	L, 0-4
at Mississippi State#	W, 4-1
at Mississippi State	L, 1-9

at Memphis State%	W, 11-0
Memphis State%	W, 12-1
LSU#	W, 3-2
at Mississippi State#	W, 10-1
LSU	W, 1-0
Southern Illinois	W, 10-5
at Alabama#	W, 6-4
at Alabama#	W, 1-0
at LSU#	L, 0-4
at LSU#	L, 0-9
at LSU	W, 9-3
Memphis State %	W, 10-5
at Memphis State%	W, 15-0
Alabama#	W, 1-0
Alabama#	L, 4-5
Alabama	W, 2-1
at Arkansas State	W, 4-3
at Arkansas State	W, 5-0
Mississippi State#	W, 5-1
Mississippi State#	W, 5-3
Mississippi State	L, 0-3

#- Doubleheader
*- Known now as Louisiana-Monroe
%- Known now as Memphis
1- DH with Nicholls State and Northern Illinois in Baton Rouge, La.
2- DH with SE Louisiana and LSU in Baton Rouge, La.
3- DH with NE Louisiana and Southern in Baton Rouge, La.

1971 (16-21)

Memphis State*	W, 5-2
Clemson	L, 5-10
Clemson	W, 12-4
Clemson	W, 8-1
at South Alabama	L, 3-18
at South Alabama	L, 5-10
Illinois Wesleyan	W, 8-0
Southern Illinois -1	W, 14-5
Southern Illinois -1	L, 9-13
at Alabama# (7)	L, 1-8
at Alabama#	W, 4-1
at Alabama	W, 4-3
Missouri-St. Louis#	W, 10-1
Missouri-St. Louis#	L, 4-7
Alabama# (7)	W, 8-2
Alabama#	L, 3-5
Alabama	W, 10-1
at Southern Illinois	L, 4-5
at LSU# (7)	W, 6-1
at LSU#	L, 2-3
at LSU	W, 6-2
South Alabama	L, 3-10
South Alabama	L, 11-12
LSU# (7)	L, 3-10
LSU#	L, 4-9
LSU	W, 7-2
at Delta State	W, 10-4
UT-Chattanooga	L, 4-12
Mississippi State# (10)	L, 12-15
Mississippi State# (11)	L, 5-7
Mississippi State	L, 2-5
at Memphis State	W, 3-1
Arkansas State	W, 3-1
Arkansas State	L, 1-5
at Mississippi State# (7)	L, 6-7
at Mississippi State#	L, 2-4
at Mississippi State	L, 7-9
Southern Miss	W, 7-0

#- Doubleheader
*- Known as Memphis
1- at Edwardsville, Ill.

Jake Gibbs

1972-1990
Record: 485-389-8



1972 (28-16)

SEC CHAMPIONS

Mar. 10 Kansas State# (7)	W, 8-7
Mar. 10 Kansas State# (7)	W, 10-5
Mar. 11 Kansas State# (7)	L, 1-8
Mar. 11 Kansas State# (7)	L, 7-10
Mar. 17 at Southern Miss	W, 9-1
Mar. 18 at Southern Miss (6)	W, 3-2
Mar. 19 at South Alabama#	L, 1-7
Mar. 19 at South Alabama# (7)	L, 0-6

Mar. 20 at South Alabama	L, 4-8
Mar. 24 Southern Miss# (8)	W, 4-3
Mar. 24 Southern Miss# (7)	L, 0-3
Mar. 31 LSU#	W, 2-1
Mar. 31 LSU# (7)	W, 5-2
Apr. 1 LSU	W, 2-2
Apr. 7 Alabama# (7)	W, 7-6
Apr. 7 Alabama# (7)	W, 8-1
Apr. 8 Alabama	L, 1-2
Apr. 14 Mississippi State# (7)	W, 4-2
Apr. 14 Mississippi State# (7)	W, 5-3
Apr. 15 Mississippi State	W, 5-3
Apr. 17 Memphis State*	W, 4-3
Apr. 19 at Memphis State*	L, 8-14
Apr. 21 at Alabama# (7)	W, 3-1
Apr. 21 at Alabama# (7)	W, 5-3
Apr. 22 at Alabama	W, 13-6
Apr. 24 Memphis State*	L, 7-8
Apr. 25 at Memphis State*	L, 7-8
Apr. 28 Mississippi State# (7)	W, 2-1
Apr. 28 Mississippi State# (7)	W, 3-2
Apr. 29 Mississippi State	W, 3-2
May 1 at Delta State	L, 1-4
May 5 at LSU#	L, 3-4
May 5 at LSU# (7)	W, 7-4
May 6 at LSU	L, 3-7

SEC Championship Series	
May 10 at Vanderbilt	W, 5-3
May 13 Vanderbilt	W, 5-4
NCAA District III Playoffs	
Jacksonville	W, 9-3
Virginia	L, 3-9
Florida State	W, 8-3
Virginia	W, 9-0
South Alabama	W, 8-4
South Alabama	W, 12-1
College World Series	
at Omaha, Neb.	
Southern Cal	L, 6-8
Texas	L, 8-9

#- Doubleheader
*- Known now as Memphis

NOTES: Rebels win their fifth SEC title and advance to their fourth CWS.

1973 (14-12-1)

at William Carey	W, 5-3
at Southern Miss# (7)	L, 3-5
at Southern Miss# (7)	W, 3-1
Louisiana Tech# (7)	L, 0-1
Louisiana Tech# (7)	L, 0-5
Memphis State*	W, 10-4
Clemson# (7)	W, 6-10
Clemson# (5)	L, 4-10
Clemson	W, 10-3
at Alabama# (7)	L, 0-2
at Alabama# (7)	L, 2-3
at Alabama	L, 5-7
Arkansas State# (7)	W, 3-2
Arkansas State# (7)	W, 6-0
Mississippi State# (7)	W, 2-0
Mississippi State# (8)	T, 4-4
at Memphis State	W, 5-3
Delta State	W, 6-3
Alabama# (7)	W, 4-2
Alabama# (7)	L, 1-6
Alabama	L, 2-3
at Mississippi State# (7)	W, 5-0
at Mississippi State# (7)	L, 1-3
at Mississippi State	L, 0-5
LSU (7)	W, 12-8
LSU (7)	W, 15-12
LSU	L, 3-8

#- Doubleheader
*- Known now as Memphis

1974 (17-15)

Illinois State	W, 1-0
at NE Louisiana*	W, 4-0
at NE Louisiana*	W, 2-1
at Louisiana Tech	W, 1-0
at Louisiana Tech	L, 0-7
Southern Miss	L, 4-9
Southern Miss	L, 2-3
LSU	L, 0-5
LSU	W, 1-0
LSU	W, 9-4
at Memphis State%	L, 1-2
at Memphis State %	W, 7-6
Alabama	L, 3-6
Alabama	L, 6-7
Alabama	L, 0-12
at Union	W, 4-1
Delta State (13)	W, 3-2
at Mississippi State	L, 3-6
at Mississippi State	W, 3-2
at Mississippi State	W, 5-6
Union	W, 16-2
Memphis State%	L, 3-8
Memphis State%	L, 2-3
Mississippi State	W, 4-2
Mississippi State	W, 7-2

Mississippi State	L, 3-8
at Delta State	W, 5-1
at Southern Miss	L, 2-6
at Southern Miss	W, 10-3
at LSU	L, 1-4
at LSU	L, 0-4
at LSU	W, 8-0

*- Known now as Louisiana-Monroe
%- Known now as Memphis

1975 (25-19-1)

Louisiana Tech	W, 2-1
Illinois State	W, 7-5
Western Illinois	W, 6-3
Union	W, 5-3
Delta State	W, 3-0
Delta State	W, 3-0
Indiana	L, 0-5
Indiana	L, 1-2
NE Louisiana*	W, 5-4
NE Louisiana*	W, 12-1
at Southern Miss	L, 3-7
at Southern Miss	L, 0-4
at Nicholls State	W, 11-7
at LSU	L, 1-5
at LSU	L, 2-3
at LSU	L, 1-8
at LSU	L, 1-2
Arkansas State	W, 5-4
Arkansas State	W, 4-3
at Delta State	W, 10-7
at Alabama	W, 4-1
at Alabama	L, 4-5
at Alabama	L, 4-5
at Arkansas State	L, 1-2
at Arkansas State	L, 3-5
Mississippi State	W, 4-3
Mississippi State	W, 8-1
Mississippi State	W, 3-1
Mississippi State	W, 5-4
Nicholls State	L, 2-2
at Memphis State%	L, 5-13
Alabama	W, 5-0
Alabama	L, 1-2
Alabama	W, 7-0
Alabama	W, 8-1
Southern Miss	W, 8-0
Southern Miss	W, 4-2
at Mississippi State	L, 0-2
at Mississippi State	L, 3-4
at Mississippi State	L, 4-5
at Mississippi State	W, 12-4
at Union	W, 2-1
LSU	W, 7-6
LSU	L, 1-2

*- Known now as Louisiana-Monroe
%- Known now as Memphis

1976 (18-18-1)

at Delta State	L, 8-12
Delta State# (11)	W, 3-2
Delta State# (7)	T, 4-4
at NE Louisiana* # (7)	W, 19-1
at NE Louisiana* # (7)	L, 8-9
at Louisiana Tech	W, 4-3
at Memphis State# (7)	L, 0-1
at Memphis State# (7)	L, 1-8
Auburn# (7)	L, 2-3
Auburn# (7)	L, 4-6
Auburn	L, 0-1
Arkansas State (8)	W, 11-10
at LSU# (7)	L, 3-5
at LSU# (5)	L, 0-2
at LSU (10)	W, 4-2
Alabama# (7)	L, 1-2
Alabama# (7)	W, 4-1
Alabama	L, 4-7
Memphis State# (7)	W, 5-3
Memphis State# (7)	L, 3-7
Southern Miss# (7)	W, 5-4
Southern Miss# (7)	W, 4-2
at Mississippi State (11)	L, 8-9
at Mississippi State# (7)	L, 4-5
at Mississippi State# (7)	W, 2-1
at Auburn# (7)	W, 3-1
at Auburn# (7)	L, 2-5
at Auburn	W, 9-2
at Alabama# (7)	L, 2-6
at Alabama# (7)	W, 2-1
at Alabama	W, 12-3
LSU# (7)	W, 2-0
LSU# (7)	W, 6-1
LSU (10)	L, 4-5
Mississippi State# (7)	L, 2-4
Mississippi State# (7)	W, 5-4
Mississippi State	W, 9-1



ALL-TIME RESULTS

1977 (39-19)

SEC TOURNAMENT CHAMPIONS

Delta State	W, 12-6
Delta State	W, 4-2
Livingston	W, 9-2
Livingston	W, 15-1
at Delta State	W, 5-4
at Delta State	W, 3-2
Indiana State	W, 4-3
Mississippi State	W, 5-3
Mississippi State	L, 3-10
Mississippi State	W, 5-4
Louisiana Tech -1	W, 9-3
at Southern Miss	L, 3-4
at Southern Miss	L, 2-5
at William Carey	W, 11-9
at LSU	L, 5-7
at LSU	W, 4-2
at LSU	W, 4-1
Iowa	L, 10-11
Ohio State	L, 4-6
Ohio State	W, 6-5
Ohio State	W, 12-7
Alabama	W, 11-4
Alabama	L, 0-3
Alabama	W, 6-5
at Auburn	L, 1-3
at Auburn	L, 4-9
at Auburn	W, 14-7
Arkansas State	W, 12-1
Arkansas State	W, 3-0
Memphis State*	W, 4-3
Memphis State*	L, 4-8
Illinois State	W, 2-1
Illinois State	W, 9-0
at Memphis State*	L, 2-6
at Memphis State*	W, 3-2
at Mississippi State	W, 5-3
at Mississippi State	L, 1-3
at Mississippi State	L, 9-14
Southern Miss	L, 5-9
Southern Miss	W, 5-2
LSU	W, 6-1
LSU	W, 5-4
LSU	W, 10-4
Troy State	W, 12-3
at Alabama	W, 6-3
at Alabama	W, 8-4
at Alabama	L, 6-16
Auburn	W, 6-4
Auburn	L, 1-5
Auburn	W, 7-4

SEC Tournament at Oxford

Vanderbilt	W, 9-7
Florida	L, 4-5
Mississippi State	W, 11-3
Florida	W, 7-6
Florida	W, 7-4

NCAA Southern Regional at Miami, Fla.

Clemson	L, 7-8
Morehead State	W, 5-2
Miami (Fla.)	L, 2-5

*- Known now as Memphis
1- Jackson, Miss.

NOTES: The Rebels host the first-ever SEC Tournament and claim their sixth conference title in school history.

1978 (27-21)

Livingston#	W, 4-3
Livingston#	W, 8-1
at Mississippi State#	W, 8-6
at Mississippi State#	L, 3-10
at Mississippi State	L, 4-8
at Delta State#	W, 4-1
at Delta State#	W, 4-2
Arkansas-Little Rock#	W, 7-5
Arkansas-Little Rock#	W, 5-1
LSU#	W, 3-2
LSU#	W, 2-1
LSU	W, 27-7
Middle Tennessee St.#	W, 11-5
Middle Tennessee St.#	L, 4-6
Middle Tennessee St.#	L, 1-4
Middle Tennessee St.#	W, 12-11
Indiana State	W, 8-5
at Alabama#	L, 2-3
at Alabama#	W, 4-3
at Alabama	L, 2-5
Memphis State*	L, 5-8
Memphis State*	L, 5-9
Missouri	L, 2-7
Auburn#	W, 8-3
Auburn#	L, 5-6
Auburn	L, 6-11
at Arkansas State#	L, 1-6
at Arkansas State#	L, 5-7
Tulane	W, 12-0
Tulane	W, 6-5
Southern Miss#	W, 2-1
Southern Miss#	W, 22-1
at Memphis State*	L, 1-4

Mississippi State#	W, 12-2
Mississippi State#	W, 5-4
Mississippi State	W, 8-4
Delta State#	L, 8-10
Delta State#	L, 6-8
at LSU#	L, 2-3
at LSU#	L, 5-6
at LSU	W, 5-4
at Southern Miss#	W, 3-1
at Southern Miss#	W, 6-3
Alabama#	L, 6-8
Alabama#	W, 5-4
Alabama	W, 11-6
at Auburn#	L, 1-3
at Auburn#	L, 0-1

#- Doubleheader
*- Known now as Memphis

1979 (24-13)

Livingston (10)	W, 6-3
Delta State#	W, 3-2
Delta State#	W, 10-1
LSU#	L, 2-11
LSU#	L, 0-1
Morehead State#	W, 2-1
Morehead State#	W, 7-1
Morehead State	W, 4-3
Indiana State (12)	W, 8-7
Indiana State	L, 5-6
Memphis State#	W, 6-2
Memphis State#	W, 4-0
Tennessee#	W, 6-0
Tennessee#	L, 1-3
Alabama#	W, 8-7
Alabama#	W, 6-4
Alabama	W, 5-1
Illinois Wesleyan	W, 11-1
Illinois Wesleyan	W, 6-3
at Mississippi State#	L, 1-4
at Mississippi State#	L, 0-10
Mississippi State	L, 4-12
Auburn#	W, 5-4
Auburn# (10)	W, 4-3
Auburn	W, 4-2
at Delta State	L, 0-3
at LSU#	W, 6-2
at LSU#	L, 1-3
at LSU	L, 3-8
at Memphis State*#	W, 4-2
at Memphis State*# (8)	W, 3-2
Southern Miss	W, 8-0
at Alabama#	W, 9-8
at Alabama#	L, 4-12
at Alabama	W, 7-5
Mississippi State#	L, 3-5
Mississippi State#	L, 1-5

#- Doubleheader
*- Known now as Memphis

1980 (24-22)

Livingston#	W, 6-5
Livingston#	W, 8-1
at Tulane	L, 4-7
at New Orleans	L, 11-13
at LSU#	W, 3-1
at LSU#	W, 5-1
at LSU	L, 2-8
Morehead State#	W, 8-2
Morehead State# (9)	L, 3-4
New Orleans -1	L, 1-6
at Louisiana Tech	W, 2-1
Auburn#	W, 4-1
Auburn#	W, 7-3
Auburn	L, 3-4
Arkansas-Little Rock	W, 8-7
Illinois Wesleyan	W, 4-0
Mississippi State#	L, 0-1
Mississippi State#	W, 6-4
Mississippi State	L, 0-5
Delta State#	L, 2-3
Delta State#	L, 2-4
Louisiana Tech#	L, 2-3
Louisiana Tech	W, 6-1
Alabama# (13)	W, 5-4
Alabama#	L, 6-8
Alabama	W, 5-3
at Memphis State*# (8)	W, 5-4
at Memphis State*#	L, 1-5
at Delta State#	W, 7-5
at Delta State#	L, 1-2
Arkansas State#	W, 3-1
Arkansas State# (8)	W, 5-4
Memphis State*#	L, 0-1
Memphis State*#	W, 3-2
Southern Miss#	W, 4-0
Southern Miss#	W, 8-0
Mississippi State -2	L, 2-9
at Auburn#	L, 4-5
at Auburn#	L, 0-4
at Auburn	W, 5-4
at Mississippi State#	L, 1-3
at Mississippi State#	W, 8-4
at Mississippi State	L, 1-3

SEC Tournament at Gainesville, Fla.

Florida	W, 3-2
Auburn	L, 4-7
Vanderbilt	L, 0-21

#- Doubleheader
*- Known now as Memphis
1- at Jackson, Miss.
2- Mayor's Trophy Game at Jackson, Miss.

1981 (24-24-1)

Livingston	L, 6-8
Livingston	L, 4-8
Alabama	L, 2-5
Alabama	L, 1-2
Alabama	T, 6-6
at Delta State	L, 4-5
at Delta State	L, 2-10
Morehead State	W, 4-0
Morehead State	L, 1-3
Morehead State	W, 24-6
at UAB	W, 8-3
at Auburn	W, 5-2
at Auburn	W, 7-2
at Auburn	L, 2-16
SE Louisiana	W, 15-7
at New Orleans	W, 9-4
at Tulane	L, 3-11
at Southern Miss	W, 6-3
Notre Dame	W, 11-5
Notre Dame	W, 7-5
Southern Miss	W, 9-3
Mississippi State -1	L, 3-4
Illinois Wesleyan	W, 16-3
LSU	L, 1-2
Delta State	W, 4-2
Delta State	W, 4-3
Delta State	W, 4-1
at Memphis State*	W, 9-8
at Mississippi State	L, 4-12
at Mississippi State	L, 3-8
at Mississippi State	L, 1-7
Memphis State*	L, 4-6
Tulane	W, 2-0
at Alabama	L, 6-14
at Alabama	L, 1-9
at Alabama	L, 3-4
New Orleans	W, 12-2
UAB	L, 2-4
Auburn	W, 17-0
Auburn	W, 4-2
Auburn	W, 6-2
Memphis State*	L, 11-12
SE Louisiana	W, 9-4
at LSU	W, 17-3
at LSU	L, 8-11
at LSU	L, 2-6
Mississippi State	L, 6-12
Mississippi State	L, 4-7
Mississippi State	W, 7-4

*- Known now as Memphis
1- Mayor's Trophy at Jackson, Miss.

1982 (33-19-1)

NE Louisiana*# (7)	W, 5-3
NE Louisiana*# (7)	W, 1-0
Delta State# (7)	L, 3-9
Delta State# (7)	L, 3-4
Arkansas-Little Rock# (7)	W, 9-3
Arkansas-Little Rock# (7)	W, 6-2
at Alabama# (7)	L, 2-6
at Alabama# (7)	L, 6-11
at Auburn# (7)	W, 4-3
at Auburn# (8)	W, 5-4
at Auburn	W, 4-1
Louisiana Tech	W, 2-0
Louisiana Tech	W, 6-7
Memphis State%	L, 1-7
Mississippi State -1	W, 8-5
Southern Illinois	W, 10-7
Western Illinois	W, 8-1
at Memphis State%	L, 6-11
Mississippi College# (7)	W, 3-2
Mississippi College# (7)	W, 11-1
at Mississippi State# (7)	W, 9-6
Mississippi State# (7)	L, 0-3
Mississippi State	W, 7-2
at Delta State	L, 10-11
LSU# (7)	W, 9-2
LSU# (7)	W, 6-2
LSU	W, 4-3
at Oral Roberts	L, 3-4
at Oral Roberts	W, 8-7
at Oral Roberts# (7)	L, 1-9
at Oral Roberts# (7)	W, 4-3
at Arkansas	L, 2-7
Alabama# (8)	L, 2-6
Alabama#	W, 4-2
Alabama	W, 6-5
Auburn# (7)	W, 1-0
Auburn# (8)	T, 3-3
at Arkansas State# (7)	W, 10-2

at Arkansas State# (7)	W, 8-3
at Memphis State%	L, 2-7
Memphis State%	W, 3-2
Southern Miss	L, 0-2
Arkansas State# (7)	W, 5-2
Arkansas State# (8)	L, 4-7
at Mississippi State# (7)	L, 0-1
at Mississippi State# (8)	W, 9-5
at Mississippi State	W, 11-4
at LSU# (7)	L, 3-4
at LSU#	W, 3-0
at LSU	W, 8-0

SEC Tournament at Gainesville, Fla.

Tennessee	W, 10-4
Florida	L, 7-8
Tennessee	L, 11-12

#- Doubleheader
*- Known now as Louisiana-Monroe
%- Known now as Memphis
1- Mayor's Trophy, Jackson, Miss.

1983 (26-18-1)

Livingston	W, 6-5
East Tennessee State	W, 4-2
at Delta State#	W, 13-8
at Delta State# (6)	T, 4-4
LSU#	L, 2-3
LSU#	L, 2-4
Saint Louis	W, 5-2
Arkansas-Little Rock#	W, 6-4
Arkansas-Little Rock#	L, 6-6
at Auburn#	W, 12-8
at Auburn#	W, 6-5
at Auburn (5)	W, 12-6
Memphis State* (10)	L, 2-4
North Alabama#	W, 7-1
North Alabama#	W, 8-5
at Centenary	L, 4-7
at Louisiana Tech#	W, 6-0
at Louisiana Tech# (8)	L, 6-7
Mississippi State -1	L, 1-9
Alabama#	L, 3-12
Alabama#	L, 2-8
Centenary	W, 18-4
at Mississippi State#	L, 10-27
at Mississippi State#	W, 8-4
at Mississippi State	L, 6-7
at LSU#	W, 5-1
at LSU#	L, 2-10
at LSU	L, 5-11
at Southern Miss	W, 6-4
Mississippi College	W, 1-0
Auburn#	W, 12-4
Auburn#	W, 10-9
Auburn	W, 10-7
Delta State	W, 9-5
Delta State	L, 8-10
Southern Miss -2	W, 20-19
Arkansas State#	W, 19-0
Arkansas State#	W, 5-2
at Memphis State*	W, 9-6
at Alabama#	W, 4-3
at Alabama#	L, 4-5
at Alabama	L, 10-17
Mississippi State#	L, 3-4
Mississippi State# (8)	W, 7-6
Mississippi State	L, 4-17

#- Doubleheader
*- Known now as Memphis
1- Mayor's Trophy, Jackson, Miss.
2- at Meridian, Miss.

1984 (22-24)

Mississippi State#	W, 2-0
Mississippi State#	L, 4-5
Mississippi State	L, 2-3
at Auburn# (8)	L, 5-6
at Auburn#	L, 7-9
at Auburn	W, 10-4
at South Alabama	L, 8-11
at West Florida	W, 8-5
Livingston -1	W, 10-0
Alabama# (10)	L, 2-5
Alabama#	L, 0-3
at Arkansas State# (8)	W, 4-3
at Arkansas State#	W, 8-2
Clemson	L, 4-11
Clemson	L, 2-4
Clemson (11)	L, 1-3
at Mississippi State -2	W, 4-3
LSU#	L, 0-1
LSU#	L, 1-7
LSU	W, 6-5
at Delta State# (10)	L, 5-6
at Delta State#	L, 3-5
Southern Miss	W, 19-7
at Mississippi State#	L, 2-3
at Mississippi State#	L, 5-6
at Mississippi State	W, 6-3
Mississippi College	W, 9-5
Auburn#	L, 5-7
Auburn#	W, 16-5

Auburn	W, 7-5
at Mississippi College	W, 15-7
Delta State# (10)	W, 3-0
Delta State#	W, 6-3
North Alabama#	W, 10-2
North Alabama#	W, 10-0
at Alabama#	L, 0-1
at Alabama# (8)	W, 8-7
at Alabama	L, 2-9
Louisiana Tech#	W, 4-3
Louisiana Tech#	L, 3-4
UAB (10)	W, 9-8
at Memphis State*	L, 3-15
Memphis State*	W, 11-2
at LSU#	L, 2-4
at LSU#	L, 2-7
at LSU	L, 7-9

#- Doubleheader
*- Known now as Memphis
1- Meridian, Miss.
2- Mayor's Trophy, Jackson, Miss.


1985 (20-28)

Christian Brothers	W, 11-2
Livingston (12)	L, 4-5
Livingston	W, 15-0
Union	W, 17-13
at LSU#	L, 2-6
at LSU#	L, 2-14
at LSU	L, 6-13
at Delta State (12)	L, 4-5
Delta State	W, 6-2
Morehead State	W, 5-0
Morehead State	W, 6-1
Memphis State* (12)	L, 2-5
Alabama#	L, 5-8
Alabama# (9)	L, 6-11
Alabama	W, 7-5
South Alabama	W, 10-7
at Auburn#	L, 2-11
at Auburn#	L, 5-7
at Auburn	L, 6-14
at Mississippi College	W, 17-9
Mississippi State#	L, 0-4
Mississippi State#	L, 2-10
Mississippi State	W, 12-7
Mississippi College	W, 16-7
Arkansas State	W, 3-0
NE Louisiana%	W, 3-2
LSU#	L, 8-10
LSU#	L, 0-6
LSU	L, 2-7
Rhodes College	W, 6-2
Southern Miss	W, 6-4
at Memphis State*	L, 3-11
at Vanderbilt	L, 2-8
at Vanderbilt	L, 2-16
Delta State	W, 10-7
at Delta State	L, 4-9
at UAB	L, 2-8
at Alabama#	W, 4-2
at Alabama#	L, 6-8
at Alabama	L, 7-10
Mississippi State -1	L, 2-5
Memphis State*	L, 0-10
Tulane	W, 10-6
Auburn#	W, 16-7
Auburn#	W, 6-5
at Mississippi State#	L, 5-6
at Mississippi State#	L, 1-4
at Mississippi State	L, 3-4

#- Doubleheader
*- Known now as Memphis
%- Known now as Louisiana-Monroe
1- Mayor's Trophy, Jackson, Miss.

1986 (38-17)

Christian Brothers#	W,
---------------------	----



Mississippi State#	W, 12-3
Mississippi State	L, 2-3
Delta State#	W, 6-1
Delta State#	W, 7-1
at LSU#	L, 6-9
at LSU#	W, 6-3
at LSU	L, 1-10
Arkansas State#	W, 4-3
Arkansas State#	W, 6-4
Memphis State*	W, 5-4
Florida#	W, 4-3
Florida#	W, 5-4
Florida	L, 7-11
Louisiana Tech# (9)	W, 13-12
Louisiana Tech#	W, 7-2
Mississippi State -2	L, 1-5
at Kentucky#	W, 11-9
at Kentucky#	W, 10-3
at Kentucky	W, 5-4
UAB (13)	W, 2-1
Rhodes College	W, 24-3
Alabama#	L, 3-6
Alabama#	L, 1-3
Alabama	L, 1-18
at Memphis State*	W, 4-3
at Memphis State*	L, 2-10
Tennessee# (8)	W, 5-4
Tennessee#	L, 5-13
Tennessee	W, 6-1

#- Doubleheader

*- Known now as Memphis

1- Jackson, Miss.

2- Mayor's Trophy, Jackson, Miss.

1987 (25-25-1)

Union#	W, 2-0
Union#	W, 4-3
at Delta State	W, 8-3
at Memphis State*	L, 7-9
Auburn#	L, 6-8
Auburn#	L, 1-2
Auburn	W, 10-2
at NE Louisiana%	T, 6-6
at Louisiana Tech	W, 9-2
at Tulane	L, 4-5
at Vanderbilt#	W, 5-3
at Vanderbilt#	L, 3-4
at Vanderbilt	L, 7-8
Illinois	W, 2-1
Illinois	W, 7-0
Missouri#	W, 3-2
Missouri#	W, 11-1
Missouri	L, 5-6
at Middle Tennessee State#	L, 4-11
at Middle Tennessee State#	L, 1-11
Arkansas State	W, 10-8
Georgia#	L, 0-7
Georgia#	W, 10-3
Georgia	W, 5-4
Delta State	W, 6-5
Memphis State*	W, 2-1
at Mississippi State#	L, 5-11
at Mississippi State#	L, 0-8
at Mississippi State	L, 5-6
Middle Tennessee State#	L, 2-9
Middle Tennessee State#	L, 5-6
UAB	W, 13-3
LSU#	W, 4-0
at LSU#	W, 6-5
LSU	L, 3-6
at Florida	L, 1-9 (7)
at Florida	L, 5-6
at Florida	W, 10-8
at UAB	L, 7-8
Memphis State*	W, 7-6
Mississippi State -1	W, 6-4
Kentucky#	W, 6-5
Kentucky#	W, 7-3
Kentucky	L, 8-14
NE Louisiana%	L, 12-14
at Alabama#	W, 5-2
at Alabama#	L, 1-4
at Alabama	L, 1-2
Tennessee#	L, 7-10
Tennessee#	L, 7-9
Tennessee	W, 8-5

#- Doubleheader

*- Known now as Memphis

% - Known now as Louisiana-Monroe

1- Mayor's Trophy, Jackson, Miss.

1988 (24-29)

Feb. 20 Navy -1	W, 6-0
Feb. 21 Navy	W, 8-4
Feb. 27 Nicholls State	W, 8-5
Feb. 28 Nicholls State	L, 3-15
Feb. 29 Union#	L, 12-14
Feb. 29 Union#	W, 2-1
Mar. 1 at Delta State	W, 11-8
Mar. 5 Mississippi State#	W, 2-1
Mar. 5 Mississippi State#	L, 2-6
Mar. 6 Mississippi State#	L, 1-6
Mar. 10 Morehead State#	W, 5-3

Mar. 10 Morehead State#	W, 6-4
Mar. 12 at Auburn#	L, 0-5
Mar. 12 at Auburn# (11)	L, 0-1
Mar. 13 at Auburn	L, 1-14
Mar. 15 Tulane -2	W, 17-5
Mar. 16 at NE Louisiana*	W, 10-1
Mar. 17 at Mississippi Coll.	W, 14-11
Mar. 19 Vanderbilt#	W, 4-2
Mar. 19 Vanderbilt#	L, 4-5
Mar. 20 Vanderbilt	L, 7-8
Mar. 22 at Arkansas State	L, 5-6
Mar. 23 Henderson State	W, 4-1
Mar. 26 at Memphis State%	W, 13-9
Mar. 27 at Memphis State%	L, 1-7
Mar. 29 at UAB	L, 3-12
Apr. 2 at Georgia#	L, 8-9
Apr. 2 at Georgia#	L, 5-7
Apr. 3 at Georgia	W, 3-2
Apr. 5 Livingston	W, 5-2
Apr. 6 Mississippi College	W, 7-6
Apr. 9 at LSU#	L, 4-5
Apr. 9 at LSU#	L, 2-11
Apr. 10 at LSU (10)	L, 13-15
Apr. 12 Arkansas State	L, 11-13
Apr. 13 Memphis State%	L, 15-16
Apr. 16 Florida#	L, 5-9
Apr. 16 Florida#	L, 1-4
Apr. 17 Florida	L, 2-4
Apr. 19 Delta State	L, 10-16
Apr. 20 NE Louisiana*	W, 4-0
Apr. 22 at Kentucky#	L, 5-9
Apr. 22 at Kentucky#	L, 6-7
Apr. 23 at Kentucky	L, 4-9
Apr. 26 UAB	W, 8-4
Apr. 27 Memphis State%	W, 9-1
Apr. 28 Mississippi State -2	L, 4-7
Apr. 30 Alabama#	W, 4-1
Apr. 30 Alabama#	L, 2-12
May 1 Alabama	L, 6-11
May 7 at Tennessee#	W, 4-2
May 7 at Tennessee#	W, 4-3
May 8 at Tennessee	L, 4-5

#- Doubleheader

% - Known now as Memphis

1- at Millington, Tenn.

2- Mayor's Trophy, Jackson, Miss.

1989 (34-21-1)

Feb. 19 Cumberland	W, 4-1
Feb. 20 Cumberland	W, 4-1
Feb. 25 Union#	W, 2-0
Feb. 25 Union#	W, 5-4
Feb. 26 at Nicholls State	L, 7-19
Feb. 27 at Tulane	L, 8-11
Mar. 1 Mississippi College	W, 4-2
Mar. 4 at Mississippi State	W, 8-7
Mar. 7 Illinois College	W, 7-0
Mar. 8 at Delta State	W, 5-3
Mar. 9 Illinois College#	W, 2-1
Mar. 9 Illinois College#	W, 28-0
Mar. 11 Auburn#	L, 5-8
Mar. 11 Auburn#	W, 4-2
Mar. 12 Auburn	L, 4-7
Mar. 14 Morehead State	W, 15-11
Mar. 15 Morehead State#	W, 4-3
Mar. 15 Morehead State#	L, 4-5
Mar. 16 Morehead State	W, 9-3
Mar. 18 at Vanderbilt	L, 8-9
Mar. 19 at Vanderbilt#	L, 1-3
Mar. 19 at Vanderbilt#	T, 9-9
Mar. 22 at Memphis State*	W, 6-5
Mar. 24 Louisiana Tech	L, 3-9
Mar. 25 Memphis State*	W, 10-7
Mar. 28 Mississippi St. -1 (12)	W, 4-3
Mar. 30 Livingston	W, 7-4
Apr. 1 Georgia#	L, 0-7
Apr. 1 Georgia#	L, 2-7
Apr. 2 Georgia	L, 4-12
Apr. 4 Rhodes College	W, 9-0
Apr. 5 at Arkansas State	W, 13-4
Apr. 6 UAB	W, 5-3
Apr. 8 LSU#	L, 5-11
Apr. 8 LSU#	L, 1-4
Apr. 9 LSU	W, 2-1
Apr. 11 at UAB	L, 5-7
Apr. 12 NE Louisiana%	L, 5-10
Apr. 15 at Florida#	L, 8-9
Apr. 15 at Florida#	W, 12-11
Apr. 16 at Florida	L, 7-8
Apr. 18 Memphis State*	W, 4-3
Apr. 19 at Arkansas State	W, 6-2
Apr. 22 Kentucky	W, 4-3
Apr. 23 Kentucky	L, 5-9
Apr. 24 Kentucky	W, 6-4
Apr. 25 Arkansas State	W, 5-3
Apr. 26 Mississippi College	W, 18-1
Apr. 27 Delta State	W, 8-4
Apr. 29 at Alabama#	L, 1-11
Apr. 29 at Alabama#	L, 3-7
Apr. 30 at Alabama	L, 3-4
May 6 Tennessee#	W, 11-4
May 6 Tennessee#	W, 10-2
May 7 Tennessee	W, 5-0

#- Doubleheader

*- Known now as Memphis

% - Known now as Louisiana-Monroe

1- Mayor's Trophy, Jackson, Miss.

NOTE: First year in Oxford-University Stadium/
Swayze Field.

1990 (23-29)

Feb. 16 Tulane -1	W, 11-5
Feb. 17 LSU -1	L, 5-7
Feb. 18 New Orleans -1	L, 7-10
Feb. 24 at South Alabama	L, 2-8
Feb. 25 at South Alabama (12)	L, 5-6
Feb. 27 Cumberland	W, 11-4
Mar. 3 Middle Tenn. State	L, 0-1
Mar. 4 Middle Tenn. State	L, 8-10
Mar. 5 Union	W, 10-2
Mar. 6 North Alabama	W, 6-4
Mar. 7 South Alabama (6.5)	W, 6-2
Mar. 10 Evansville	W, 6-1
Mar. 11 Evansville	L, 0-3
Mar. 13 at Louisiana Tech	L, 0-1
Mar. 14 at NE Louisiana*	L, 2-7
Mar. 17 at Auburn#	W, 3-2
Mar. 17 at Auburn#	W, 9-3 (7)
Mar. 18 at Auburn	L, 2-4
Mar. 20 at Arkansas State	W, 9-3
Mar. 21 Illinois Wesleyan	W, 8-3
Mar. 24 at LSU#	L, 7-10
Mar. 24 at LSU# (7)	L, 2-10
Mar. 25 at LSU	L, 0-6
Mar. 27 St. Olaf College	W, 7-4
Mar. 31 Florida#	W, 4-2
Mar. 31 Florida# (7)	L, 1-5
Apr. 1 Florida	W, 6-3
Apr. 3 Mississippi St. -2	L, 1-4
Apr. 4 Arkansas State	W, 13-7
Apr. 7 Alabama#	L, 0-2
Apr. 8 Alabama# (7)	L, 0-10
Apr. 8 Alabama#	W, 6-1
Apr. 9 Jackson Mets (Exh.)	W, 10-0
Apr. 11 Southern Miss (15)	W, 3-2
Apr. 14 at Kentucky	L, 4-5
Apr. 15 at Kentucky#	L, 2-10
Apr. 15 at Kentucky# (7)	W, 9-2
Apr. 17 UAB	W, 9-8
Apr. 18 Delta State (10)	L, 4-8
Apr. 21 at Tennessee#	W, 15-4
Apr. 21 at Tennessee# (7)	W, 6-3
Apr. 22 at Tennessee	L, 1-7
Apr. 25 at Middle Tenn. St.	L, 4-6
Apr. 28 Vanderbilt#	L, 5-6
Apr. 28 Vanderbilt# (7)	L, 0-2
Apr. 29 Vanderbilt	W, 6-3
May 1 at Southern Miss	L, 1-7
May 5 at Georgia#	L, 1-6
May 5 at Georgia#	W, 7-2
May 6 at Georgia	L, 4-15
May 10 Memphis State%	W, 8-2
May 13 Mississippi State#	L, 0-17
May 13 Mississippi State#	L, 0-9

#- Doubleheader

%- Known now as Louisiana-Monroe

% - Known now as Memphis

1-Louisiana Busch Challenge IV, New Orleans, La.

2- Mayor's Trophy, Jackson, Miss.

Don Kessinger

1991-1996

Record: 185-153



1991 (31-24)

Feb. 20 Nicholls State	W, 8-2
Feb. 23 B'ham Southern	W, 12-4
Feb. 24 Samford	L, 0-2
Feb. 26 Cumberland	W, 5-2
Feb. 27 Union	W, 17-2
Feb. 28 North Alabama	L, 6-8
Mar. 2 Troy State# (7)	W, 16-3
Mar. 2 Troy State# (7)	W, 12-2
Mar. 3 Louisville	W, 21-1
Mar. 5 Middle Tennessee St.	W, 3-5
Mar. 6 Middle Tennessee St.	W, 13-5
Mar. 7 Arkansas-Little Rock	L, 5-10
Mar. 9 at NE Louisiana*	W, 2-1
Mar. 10 Livingston	L, 0-2
Mar. 13 NE Louisiana*	L, 2-7
Mar. 14 Harding	W, 5-3

Mar. 16 Auburn#	W, 6-3
Mar. 16 Auburn# (7)	L, 2-3
Mar. 17 Auburn	L, 4-8
Mar. 19 Mississippi St. -1 (10)	W, 5-4
Mar. 20 Murray State	W, 5-4
Mar. 21 Belhaven	W, 24-4
Mar. 23 LSU#	L, 0-4
Mar. 23 LSU# (7)	L, 2-3
Mar. 24 LSU	L, 3-7
Mar. 26 at UAB	W, 12-11
Mar. 27 SW Missouri State	L, 4-8
Mar. 30 at Florida#	L, 5-12
Mar. 30 at Florida# (7)	L, 4-5
Mar. 31 at Florida	L, 2-7
Apr. 2 at Memphis St.	W, 10-3
Apr. 3 Memphis State%	W, 9-3
Apr. 6 at Alabama#	L, 3-4
Apr. 6 at Alabama# (7)	L, 1-10
Apr. 7 at Alabama	L, 3-4
Apr. 10 at Southern Miss	W, 4-2
Apr. 13 Kentucky#	W, 9-0
Apr. 13 Kentucky# (7)	W, 4-3
Apr. 16 UAB	L, 2-3
Apr. 17 Louisiana Tech	W, 6-5
Apr. 20 Tennessee#	W, 7-3
Apr. 20 Tennessee# (7)	W, 2-1
Apr. 21 Tennessee	L, 3-5
Apr. 23 Southern Miss	L, 6-11
Apr. 24 Mississippi College	W, 4-1
Apr. 25 at Middle Tenn. St.	L, 18-19
Apr. 27 at Vanderbilt#	W, 10-3
Apr. 27 at Vanderbilt# (7)	W, 12-4
Apr. 28 at Vanderbilt	L, 3-8
Apr. 30 Arkansas State# (7)	W, 8-1
Apr. 30 Arkansas State# (7)	W, 4-2
May 4 Georgia#	W, 7-3
May 4 Georgia# (7)	L, 0-1
May 5 Georgia	W, 5-3
May 11 at Mississippi State	L, 3-5

#-Doubleheader

*- Known now as Louisiana-Monroe

% - Known now as Memphis

1-Mayor's Trophy, Jackson, Miss.

1992 (29-26)

Feb. 21 Minnesota	W, 6-2
Feb. 22 Minnesota	L, 5-8
Feb. 23 Minnesota	L, 0-5
Feb. 26 NE Louisiana	W, 2-1
Feb. 27 North Alabama	W, 7-6
Feb. 29 Southern Illinois	W, 16-0
Mar. 1 Southern Illinois	W, 12-1
Mar. 4 at Delta State	W, 9-1
Mar. 6 Middle Tenn. State	W, 7-1
Mar. 7 Middle Tenn. State	L, 1-11
Mar. 8 Samford	W, 12-1
Mar. 10 at Houston	W, 12-3
Mar. 11 at Lamar	L, 7-8
Mar. 12 at Texas Southern	W, 10-3
Mar. 13 Oklahoma -1	W, 11-8
Mar. 14 at Rice	W, 5-3
Mar. 17 Louisville	W, 11-6
Mar. 18 Louisville	L, 3-7
Mar. 19 Louisville	W, 14-4
Mar. 21 at Vanderbilt#	W, 13-3
Mar. 21 at Vanderbilt#	L, 3-4
Mar. 24 Tennessee-Martin	W, 5-0
Mar. 25 SW Missouri State	L, 1-3
Mar. 28 Florida#	L, 4-5
Mar. 28 Florida#	L, 3-7
Mar. 29 Florida	W, 10-9
Mar. 31 Mississippi State-2	L, 3-4
Apr. 1 at NE Louisiana	L, 5-9
Apr. 4 Tennessee#	W, 7-1
Apr. 4 Tennessee#	L, 6-8
Apr. 5 Tennessee	L, 2-8
Apr. 7 Murray State	W, 7-0
Apr. 8 at Memphis State%	L, 7-8
Apr. 11 at LSU#	L, 3-10
Apr. 11 at LSU#	L, 3-5
Apr. 12 at LSU	W, 5-3
Apr. 14 at Southern Miss	L, 4-6
Apr. 15 at Southern Miss	W, 3-0
Apr. 18 Alabama#	W, 6-1
Apr. 18 Alabama#	L, 2-6
Apr. 19 Alabama	W, 7-2
Apr. 21 Delta State	L, 6-9
Apr. 22 Southern Miss	W, 25-5
Apr. 25 Auburn#	W, 7-8
Apr. 25 Auburn#	W, 1-0
Apr. 26 Auburn	W, 15-5
Apr. 28 Arkansas State	W, 4-3
Apr. 29 Memphis State%	W, 5-1
May 2 at Mississippi State#	L, 3-4
May 2 at Mississippi State#	L, 0-3
May 3 at Mississippi State	L, 3-5
May 5 William Carey	L, 1-5
May 9 at Arkansas#	W, 8-4
May 9 at Arkansas#	L, 3-15
May 10 at Arkansas	L, 0-10

#-Doubleheader

1- Known now as Louisiana-Monroe

% - Known now as Memphis

1993 (31-25)

Feb. 20 Tennessee-Martin	W, 17-0
Feb. 21 Tennessee-Martin	W, 10-1
Feb. 23 Austin Peay	W, 2-0
Feb. 26 vs. Tulane -1	L, 2-3
Feb. 27 vs. New Orleans -1	W, 2-1
Feb. 28 vs. LSU -1	W, 6-4
Mar. 2 Cumberland	L, 6-7
Mar. 5 at SW Louisiana*	L, 0-3
Mar. 6 Houston -2	W, 6-2
Mar. 7 Oklahoma St. -2	L, 3-4
Mar. 9 at Centenary	W, 13-12
Mar. 10 at NE Louisiana*	W, 5-1
Mar. 14 Murray State	W, 3-1
Mar. 17 Delta State	W, 6-1
Mar. 20 Christian Brothers	W, 9-0
Mar. 21 Christian Brothers	W, 3-2
Mar. 23 at Jackson State	W, 9-4
Mar. 27 Vanderbilt# (10)	W, 2-1
Mar. 27 Vanderbilt# (7)	L, 3-4
Mar. 28 Vanderbilt	L, 8-11
Mar. 31 Mississippi State-3	W, 6-5
Apr. 3 at Florida#	L, 3-16
Apr. 3 at Florida# (7)	L, 0-4
Apr. 4 at Florida	L, 0-15
Apr. 6 Mississippi College	W, 4-0
Apr. 8 at Middle Tenn. St.	W, 14-11
Apr. 10 at Tennessee#	L, 10-12
Apr. 10 at Tennessee# (7)	L, 4-5
Apr. 11 at Tennessee	W, 4-1
Apr. 13 Southern Miss	W, 15-13
Apr. 14 Southern Miss	W, 8-7
Apr. 17 LSU#	L, 0-



ALL-TIME RESULTS

Apr. 22	AlabamaL, 2-3
Apr. 23	AlabamaW, 6-5
Apr. 24	AlabamaW, 18-6
Apr. 25	at Mississippi Coll.W, 15-6
Apr. 26	Delta StateL, 5-6
Apr. 27	at MemphisW, 7-6
Apr. 29	AuburnW, 2-0
Apr. 30	AuburnW, 8-3
May 1	AuburnL, 3-5
May 3	William CareyL, 2-4
May 4	MemphisL, 8-13
May 6	at Mississippi StateL, 1-2
May 7	at Mississippi StateL, 8-17
May 8	at Mississippi StateW, 5-4
May 13	at ArkansasW, 12-6
May 14	at ArkansasW, 7-2
May 16	at ArkansasL, 5-8
SEC Western Division Tournament at Oxford, Miss.		
May 19	Mississippi StateL, 1-4
May 20	AlabamaW, 5-4
May 21	Mississippi StateL, 2-10

1- Mayor's Trophy, Jackson, Miss.

1995 (40-22)

Feb. 17	Tennessee-MartinW, 5-0
Feb. 18	Tennessee-MartinW, 13-0
Feb. 19	Tennessee-MartinW, 6-1
Feb. 21	Freed-HardemanW, 2-1
Feb. 22	at Delta StateW, 6-4
Feb. 25	Southern IllinoisW, 11-2
Feb. 26	Southern IllinoisW, 8-0
Feb. 28	Middle Tennessee St.L, 2-3
Mar. 1	at Arkansas StateL, 5-9
Mar. 5	OklahomaL, 5-6
Mar. 8	Murray StateW, 9-2
Mar. 10	Troy StateW, 5-4
Mar. 11	at NE Louisiana*L, 6-12
Mar. 12	at NE Louisiana*L, 1-6
Mar. 13	Texas ChristianW, 9-4
Mar. 14	Texas ChristianW, 10-1
Mar. 17	at Austin PeayW, 13-5
Mar. 18	Eastern KentuckyW, 10-3
Mar. 19	Eastern KentuckyW, 9-1
Mar. 20	at Jackson StateW, 10-6
Mar. 21	SamfordW, 9-5
Mar. 22	Mississippi CollegeW, 11-1
Mar. 24	at KentuckyW, 5-0
Mar. 25	at KentuckyL, 9-15
Mar. 26	at Kentucky (11)W, 14-12
Mar. 29	Mississippi State-1W, 5-4
Mar. 31	at South CarolinaW, 5-1
Apr. 1	at South CarolinaL, 5-6
Apr. 2	at South CarolinaW, 20-3
Apr. 4	NE Louisiana*W, 8-4
Apr. 7	Georgia (12)L, 2-3
Apr. 8	GeorgiaW, 7-4
Apr. 9	GeorgiaW, 13-10
Apr. 11	at Southern Miss.L, 4-6
Apr. 12	Delta StateW, 7-4
Apr. 14	LSUW, 6-0
Apr. 15	LSUL, 1-2
Apr. 16	LSUW, 6-2
Apr. 18	Southern Miss.W, 3-1
Apr. 19	Southern Miss.L, 3-5
Apr. 21	at AlabamaL, 4-5
Apr. 22	at AlabamaW, 10-2
Apr. 23	at AlabamaW, 8-5
Apr. 26	MemphisL, 4-6
Apr. 28	at AuburnW, 11-5
Apr. 29	at AuburnL, 2-4
Apr. 30	at AuburnL, 1-3
May 2	Arkansas StateW, 14-7
May 3	at MemphisW, 5-2
May 5	Mississippi StateL, 3-11
May 6	Mississippi StateL, 1-2
May 7	Mississippi StateW, 9-0
May 12	ArkansasW, 3-1
May 13	ArkansasW, 11-2
May 14	ArkansasL, 4-5
SEC Western Division Tournament at Starkville, Miss.		
May 18	ArkansasL, 2-5
May 19	AuburnL, 3-10
NCAA Atlantic I Regional at Tallahassee, Fla.		
May 25	Old DominionL, 3-5
May 26	Troy StateW, 8-5
May 27	Central FloridaW, 10-4
May 27	Old DominionW, 5-4
May 28	Florida StateL, 1-13

1-Winn-Dixie Showdown, New Orleans, La.
2- Mayor's Trophy, Jackson, Miss.
*-Known now as Louisiana-Monroe

Pat Harrison

1997-2000
Record: 116-107



1997 (22-31)

Feb. 14	Eastern KentuckyW, 13-3
Feb. 15	Eastern KentuckyW, 10-2
Feb. 16	Eastern KentuckyL, 2-4
Feb. 18	Arkansas-Little RockW, 9-5
Feb. 19	Arkansas-Little RockW, 13-0
Feb. 21	vs. Southern Calif. -1L, 2-18
Feb. 22	at Long Beach St.-1W, 5-4
Feb. 23	vs. Notre Dame -1W, 11-5
Feb. 25	Austin PeayW, 12-5
Feb. 26	Murray StateL, 4-6
Feb. 28	IowaW, 13-1
Mar. 1	IowaW, 11-6
Mar. 4	Arkansas StateW, 9-8
Mar. 7	KentuckyL, 0-1
Mar. 8	KentuckyW, 8-2
Mar. 9	KentuckyW, 10-4
Mar. 11	EvansvilleW, 6-5
Mar. 12	EvansvilleW, 14-5
Mar. 14	at South CarolinaL, 2-10
Mar. 15	at South CarolinaL, 6-13
Mar. 16	at South CarolinaL, 4-16
Mar. 21	at VanderbiltL, 5-15
Mar. 22	at VanderbiltL, 6-13
Mar. 23	at VanderbiltL, 6-8
Mar. 24	SW Louisiana*L, 11-12
Mar. 26	vs. Mississippi St.-2L, 3-7
Mar. 28	FloridaL, 14-17
Mar. 29	FloridaL, 3-7
Mar. 30	FloridaW, 4-3
Apr. 1	at Southern Miss.L, 7-8
Apr. 2	at Southern Miss.L, 8-13

*-Known now as Louisiana-Monroe

NOTE: Ole Miss returns to NCAA Regional action for the first time since 1977, and for the first time under Head Coach Don Kessinger - The Rebels finish second in the regional, hosted by Florida State.

1996 (24-30)

Feb. 17	Eastern KentuckyW, 10-1
Feb. 18	Eastern Kentucky#W, 8-1
Feb. 18	Eastern Kentucky#W, 9-3

Feb. 20	NE Louisiana*W, 7-2
Feb. 21	NE Louisiana*L, 0-1
Feb. 23	vs. Tulane -1W, 13-3
Feb. 24	vs. LSU -1L, 7-9
Feb. 25	vs. New Orleans -1W, 12-10
Feb. 27	Murray StateL, 4-12
Mar. 2	Northwestern#W, 7-6
Mar. 3	Northwestern#W, 4-1
Mar. 3	Northwestern#W, 4-2
Mar. 10	at KentuckyL, 1-2
Mar. 11	at Kentucky#L, 3-5
Mar. 11	at Kentucky#L, 0-8
Mar. 12	at UABW, 11-1
Mar. 13	SE Missouri StateW, 7-6
Mar. 15	South CarolinaL, 1-17
Mar. 16	South CarolinaL, 11-17
Mar. 17	South CarolinaL, 12-22
Mar. 22	VanderbiltW, 4-1
Mar. 23	VanderbiltL, 6-8
Mar. 24	VanderbiltL, 2-6
Mar. 25	MemphisW, 9-4
Mar. 29	at FloridaL, 1-2
Mar. 31	at Florida#L, 0-7
Mar. 31	at Florida#L, 1-4
Apr. 2	at Arkansas StateW, 6-5
Apr. 5	at TennesseeL, 3-4
Apr. 6	at TennesseeL, 3-10
Apr. 7	at TennesseeL, 1-6
Apr. 9	Southern Miss.W, 3-2
Apr. 10	Southern Miss.W, 7-3
Apr. 12	LSUL, 5-6
Apr. 13	LSUL, 1-10
Apr. 14	LSUL, 2-9
Apr. 16	at Southern Miss.L, 11-3
Apr. 17	at Southern Miss.L, 1-2
Apr. 19	at AlabamaW, 3-1
Apr. 20	at AlabamaW, 8-3
Apr. 21	at AlabamaL, 5-9
Apr. 23	Arkansas StateW, 3-2
Apr. 24	Austin PeayL, 2-6
Apr. 26	AuburnL, 4-15
Apr. 27	AuburnW, 6-0
Apr. 28	AuburnL, 5-10
Apr. 29	Mississippi St. -2L, 4-8
May 1	at MemphisL, 8-9
May 3	at Mississippi StateW, 8-7
May 4	at Mississippi StateW, 3-2
May 5	at Mississippi StateL, 6-9
May 10	ArkansasL, 4-18
May 11	ArkansasW, 3-2
May 12	ArkansasL, 3-8

*- Known now as La.-Lafayette
1 - Beach Baseball Classic,
Long Beach, Calif.
2- Mayor's Trophy, Jackson, Miss.

1998 (30-23)

Feb. 13	SE Missouri StateW, 7-4
Feb. 14	SE Missouri StateW, 4-3
Feb. 15	SE Missouri StateW, 15-9
Feb. 17	Austin PeayL, 4-15
Feb. 18	Freed-HardemanW, 8-3
Feb. 20	at Texas A&MW, 17-3
Feb. 21	at Texas A&ML, 3-6
Feb. 22	at Texas A&M (10)L, 2-3
Feb. 24	UABW, 9-8
Feb. 26	vs. Army -1 (7)W, 14-3
Feb. 27	vs. West Virginia-1 (7)L, 1-8
Feb. 28	vs. Memphis -1 (7)L, 1-4
Mar. 1	vs. Air Force -1 (7)W, 15-2
Mar. 3	Arkansas StateW, 6-5
Mar. 4	Murray StateW, 9-8
Mar. 6	Auburn's (10)W, 6-5
Mar. 8	Auburn (8)L, 5-7
Mar. 11	Delta StateW, 1-0
Mar. 13	at KentuckyW, 8-1
Mar. 14	at KentuckyL, 6-7
Mar. 15	at KentuckyW, 21-8
Mar. 17	at NE Louisiana*W, 16-4
Mar. 20	at Mississippi StateL, 1-2
Mar. 21	at Mississippi StateW, 7-5
Mar. 22	at Mississippi StateL, 3-9
Mar. 24	at Arkansas StateW, 10-2
Mar. 27	ArkansasL, 10-12
Mar. 28	ArkansasL, 8-16
Mar. 29	ArkansasW, 13-10
Apr. 1	vs. Mississippi State-2L, 2-6
Apr. 3	South CarolinaL, 8-10
Apr. 4	South CarolinaL, 2-4
Apr. 5	South CarolinaL, 7-9
Apr. 7	at Southern Miss.W, 19-7
Apr. 8	at Southern Miss.L, 10-17
Apr. 10	at FloridaL, 6-19
Apr. 11	at FloridaL, 9-13
Apr. 12	at FloridaW, 10-6
Apr. 14	Southern Miss.L, 6-10
Apr. 15	Southern Miss.W, 15-7
Apr. 17	VanderbiltL, 9-11
Apr. 18	Vanderbilt# (7)W, 3-2
Apr. 19	Vanderbilt# (7)W, 5-1
Apr. 21	at MemphisW, 20-4
Apr. 24	at AlabamaL, 7-10
Apr. 25	at AlabamaW, 8-6
Apr. 26	at AlabamaL, 2-5
Apr. 28	MemphisW, 6-0
May 1	at GeorgiaW, 7-1
May 2	at GeorgiaW, 10-8
May 8	LSUL, 4-11
May 9	LSUW, 9-0
May 10	LSUW, 10-8

*-Known now as Louisiana-Monroe
1-Winn-Dixie Showdown, New Orleans, La.
2-at Jackson, Miss.
3-Mayor's Trophy, Jackson, Miss.

2000 (30-25)

Feb. 11	Nicholls StateW, 8-0
Feb. 12	Nicholls StateL, 0-3
Feb. 13	Nicholls StateW, 9-6
Feb. 17	Abilene ChristianW, 9-2
Feb. 18	Louisiana Tech (7)W, 9-3
Feb. 19	Louisiana TechW, 13-3
Feb. 20	Louisiana TechW, 4-1
Feb. 25	at South AlabamaL, 7-14
Feb. 26	at South AlabamaW, 6-2
Feb. 27	at South AlabamaW, 3-2
Feb. 29	at Southern Miss.L, 14-15
Mar. 3	SE Missouri StateW, 5-1
Mar. 4	SE Missouri StateW, 7-4
Mar. 7	BaylorL, 2-5
Mar. 8	BaylorL, 3-4
Mar. 10	at FloridaW, 11-5
Mar. 11	at FloridaW, 15-12
Mar. 12	at FloridaL, 3-13
Mar. 14	Southern Miss.W, 12-4
Mar. 17	TennesseeL, 2-12
Mar. 18	TennesseeL, 2-8
Mar. 21	at Louisiana-MonroeL, 2-9
Mar. 24	VanderbiltW, 4-0
Mar. 25	VanderbiltW, 7-5
Mar. 26	VanderbiltL, 2-3
Mar. 28	Tennessee-MartinL, 5-8
Mar. 29	Mississippi State -1W, 3-2
Mar. 31	at Kentucky (11)L, 5-6
Apr. 1	at KentuckyW, 8-5
Apr. 2	at KentuckyL, 0-3
Apr. 4	La.-Monroe (10)W, 5-4
Apr. 5	MemphisW, 6-2
Apr. 7	AuburnW, 8-3
Apr. 8	AuburnL, 8-16
Apr. 9	AuburnW, 7-2
Apr. 12	Arkansas StateW, 4-3
Apr. 14	at Mississippi StateW, 4-1
Apr. 15	at Mississippi StateL, 4-10
Apr. 16	at Mississippi StateL, 3-12
Apr. 18	vs. Tenn.-Martin-2W, 14-5

NOTE: Ole Miss makes its seventh NCAA Regional appearance, finishing third at the four-team College Station Regional ... It is the first year of the 64-team NCAA Tournament format.

Apr. 21	at AlabamaL, 7-15
Apr. 22	at AlabamaL, 7-12
Apr. 23	at AlabamaW, 9-8
Apr. 25	at MemphisW, 11-5
Apr. 26	Austin PeayW, 9-4
Apr. 28	LSUL, 6-12
Apr. 29	LSUW, 6-4
Apr. 30	LSUL, 3-9
May 2	Arkansas-Little RockL, 4-5
May 5	at GeorgiaL, 2-5
May 6	at GeorgiaL, 4-5
May 7	at GeorgiaW, 6-3
May 12	ArkansasL, 1-6
May 13	ArkansasW, 12-5
May 14	ArkansasL, 1-8

1-Mayor's Trophy, Jackson, Miss.
2-at Jackson, Tenn.

Mike Bianco

2001-Present

Record: 751-439-1



2001 (39-23-17-13 SEC)

Feb. 10	Ark.-Little Rock#W, 5-1
Feb. 10	Ark.-Little Rock# (7)L, 6-18
Feb. 11	Ark.-Little RockW, 5-2
Feb. 14	SE Louisiana# (7)W, 20-9
Feb. 14	SE Louisiana# (7)W, 9-0
Feb. 17	SE Missouri StateW, 1-0
Feb. 18	SE Missouri St.# (7)W, 14-3
Feb. 18	SE Missouri State# (7)L, 2-5
Feb. 21	Austin Peay (7)W, 4-0
Feb. 23	at Louisiana TechW, 14-4
Feb. 24	at Louisiana Tech (12)W, 8-7
Feb. 25	at Louisiana TechL, 4-7
Mar. 2	St. Francis (NY)-1W, 20-2
Mar. 3	Arizona -1* (17)W, 5-4
Mar. 4	Southern Miss.W, 3-2
Mar. 7	at Arkansas StateW, 5-2
Mar. 9	KentuckyL, 0-6
Mar. 10	KentuckyW, 5-3
Mar. 11	KentuckyL, 6-7
Mar. 13	Murray StateW, 10-0
Mar. 14	Murray State (6)T, 5-5
Mar. 16	at AuburnW, 10-8
Mar. 17	at AuburnW, 3-2
Mar. 18	at Auburn (11)W, 6-5
Mar. 21	at Memphis -2L, 1-3
Mar. 23	AlabamaW, 6-3
Mar. 24	AlabamaW, 8-7
Mar. 25	AlabamaW, 11-9
Mar. 28	vs. Mississippi State-3L, 6-15
Mar. 30	GeorgiaW, 6-4
Apr. 31	GeorgiaL, 6-10
Apr. 1	GeorgiaW, 3-2



* - Game suspended Mar. 3 and resumed Mar. 4.
1 - Ole Miss Invitational
2 - at AutoZone Park, Memphis, Tenn.
3 - Mayor's Trophy, Jackson, Miss.

NOTE: Ole Miss makes its eighth NCAA Regional appearance with a No. 2 seed at the New Orleans Regional, hosted by Tulane University ... The 17-inning game against Arizona, Mar. 3-4 is the longest in school history.

2002 (37-19/14-16 SEC)

Feb. 15	Jacksonville StateW, 10-2
Feb. 16	Jacksonville StateW, 8-4
Feb. 17	Jacksonville StateW, 6-5
Feb. 19	Miss. Valley StateW, 20-6
Feb. 22	South AlabamaW, 12-5
Feb. 23	South Alabama (11)W, 7-6
Feb. 24	South AlabamaL, 5-6
Feb. 27	at Southern Miss.L, 1-5
Mar. 1	Eastern IllinoisW, 6-1
Mar. 2	Eastern IllinoisW, 8-2
Mar. 3	Eastern IllinoisW, 9-2
Mar. 5	at Memphis -1W, 12-0
Mar. 8	Indiana StateW, 11-8
Mar. 9	Indiana StateW, 11-4
Mar. 10	Indiana StateL, 5-6
Mar. 13	at Louisiana-MonroeW, 13-6
Mar. 15	at FloridaL, 5-24
Mar. 16	at FloridaL, 6-7
Mar. 17	at FloridaL, 6-17
Mar. 19	Southern Miss.W, 7-2
Mar. 22	LSUW, 9-3
Mar. 23	LSUL, 5-6
Mar. 24	LSUW, 10-7
Mar. 25	Austin PeayW, 3-1
Mar. 26	Miss. Valley StateW, 7-4
Mar. 30	at Kentucky#W, 9-5
Mar. 30	at Kentucky#W, 5-4
Mar. 31	at KentuckyW, 12-2
Apr. 3	vs. Miss. State -2W, 8-4
Apr. 5	VanderbiltW, 9-0
Apr. 6	VanderbiltW, 6-1
Apr. 7	VanderbiltW, 10-9
Apr. 9	MemphisW, 7-1
Apr. 10	Murray StateW, 4-0
Apr. 12	AuburnL, 3-10
Apr. 13	AuburnW, 2-1
Apr. 14	AuburnW, 10-2
Apr. 16	Arkansas StateW, 8-1
Apr. 19	at AlabamaW, 4-3
Apr. 20	at AlabamaL, 2-12
Apr. 21	at AlabamaW, 5-2
Apr. 23	Tennessee-MartinW, 3-1
Apr. 26	TennesseeL, 5-8
Apr. 27	TennesseeL, 6-14
Apr. 28	TennesseeW, 9-2
May 3	at South CarolinaL, 12-17
May 4	at South CarolinaL, 4-6
May 5	at South CarolinaW, 4-2
May 10	ArkansasL, 4-5
May 11	ArkansasL, 5-11
May 12	ArkansasL, 8-10
May 13	at Arkansas StateW, 12-4
May 14	McNeese StateW, 3-2
May 18	at Mississippi State#L, 2-12
May 18	at Mississippi State#L, 5-14
May 19	at Mississippi StateL, 5-10

1 - AutoZone Park, Memphis, Tenn.
2 - Mayor's Trophy, Jackson, Miss.
- Doubleheader

2003 (35-27/17-13)

Feb. 14	Louisiana TechW, 3-2
Feb. 16	Louisiana TechW, 17-5
Feb. 19	SW Missouri StateL, 2-4
Feb. 22	vs. Texas-Arlington -1L, 7-8
Feb. 22	at Rice -1L, 0-6
Feb. 23	vs. Stetson -1W, 5-2
Feb. 28	Western MichiganW, 8-2
Mar. 1	Western MichiganW, 5-1
Mar. 2	Western MichiganW, 15-4
Mar. 4	McNeese StateL, 8-9
Mar. 5	McNeese StateL, 3-4
Mar. 7	New York TechW, 3-1
Mar. 8	New York TechW, 5-1
Mar. 9	New York TechW, 24-0
Mar. 11	Arkansas StateL, 2-3
Mar. 12	at Memphis -2W, 5-1
Mar. 14	KentuckyW, 3-2
Mar. 15	KentuckyW, 9-2
Mar. 16	KentuckyW, 7-5
Mar. 21	at VanderbiltL, 1-2
Mar. 22	at VanderbiltW, 3-0
Mar. 23	at VanderbiltW, 3-1
Mar. 25	Murray StateW, 4-1
Mar. 26	Southern Miss.W, 6-3
Mar. 28	Mississippi StateL, 0-2
Mar. 29	Mississippi StateL, 0-7
Mar. 30	Mississippi StateL, 4-8
Apr. 2	Mississippi State -3W, 5-1
Apr. 4	at TennesseeL, 2-7
Apr. 5	at TennesseeW, 6-3

Apr. 6	at TennesseeW, 9-8
Apr. 9	at Southern Miss.L, 2-8
Apr. 11	at LSUW, 7-2
Apr. 12	at LSUL, 6-14
Apr. 13	at LSUL, 5-13
Apr. 15	SE LouisianaL, 3-12
Apr. 16	SE LouisianaW, 16-6
Apr. 18	AlabamaW, 10-2
Apr. 19	AlabamaL, 3-7
Apr. 20	AlabamaW, 8-3
Apr. 22	Tennessee-MartinW, 7-0
Apr. 23	MemphisL, 3-6
Apr. 25	South CarolinaW, 6-5
Apr. 26	South CarolinaL, 2-13
Apr. 27	South CarolinaW, 2-0
Apr. 28	Tennessee TechW, 4-1
Apr. 29	at Arkansas StateL, 5-8
May 2	at ArkansasW, 5-2
May 3	at ArkansasL, 6-7
May 4	at ArkansasL, 3-6
May 9	FloridaW, 2-0
May 10	FloridaW, 8-3
May 11	FloridaW, 4-2
May 16	at AuburnW, 7-4
May 17	at AuburnL, 2-5
May 18	at AuburnL, 2-6

SEC Tournament at Birmingham, Ala.		
May 22	vs. Miss. State (12)L, 4-5
May 23	vs. Arkansas (11)W, 8-7
May 24	vs. Mississippi StateL, 1-4

NCAA Houston Regional at Houston, Texas		
May 30	vs. Wichita StateL, 2-4
May 31	vs. McNeese StateW, 7-1
May 31	vs. Wichita StateL, 4-5

1 - Crowne Plaza/Rice Invitational, Houston, Texas
2 - at AutoZone Park, Memphis, Tenn.
3 - Mayor's Trophy, Jackson, Miss.

NOTE: Ole Miss receives its ninth NCAA Regional appearance, earning the No. 2 seed at the NCAA Houston Regional, hosted by Rice University.

2004 (39-21/18-12 SEC)

Feb. 20	B'ham-SouthernW, 8-6
Feb. 21	B'ham-SouthernW, 12-5
Feb. 22	B'ham-SouthernW, 5-2
Feb. 27	at South AlabamaW, 7-3
Feb. 28	at South AlabamaW, 7-5
Feb. 29	at South AlabamaW, 13-11
Mar. 2	SE Missouri StateW, 8-1
Mar. 3	SE Missouri StateW, 15-6
Mar. 6	Eastern Illinois#W, 16-5
Mar. 6	Eastern Illinois#W, 18-10
Mar. 7	Eastern IllinoisW, 3-1
Mar. 10	Arkansas StateL, 7-11
Mar. 12	Nicholls StateW, 4-0
Mar. 13	Nicholls StateW, 11-0
Mar. 14	Nicholls StateW, 3-0
Mar. 17	at Memphis -1W, 19-0
Mar. 19	VanderbiltW, 5-4
Mar. 20	VanderbiltW, 6-5
Mar. 21	VanderbiltW, 3-1
Mar. 23	at Southern Miss.L, 7-8
Mar. 26	at AlabamaW, 11-1
Mar. 27	at AlabamaL, 1-2
Mar. 28	at AlabamaW, 4-2
Mar. 30	SE LouisianaW, 11-3
Mar. 31	SE LouisianaW, 12-0
Apr. 2	at Mississippi StateW, 7-1
Apr. 3	at Mississippi StateL, 5-7
Apr. 4	at Mississippi StateW, 4-2
Apr. 6	MemphisW, 7-3
Apr. 9	AuburnW, 6-1
Apr. 11	Auburn#L, 1-2
Apr. 11	Auburn#L, 2-3
Apr. 13	vs. Miss. State -2W, 10-4
Apr. 14	Arkansas StateW, 9-8
Apr. 16	Tennessee (11)W, 4-2
Apr. 17	TennesseeW, 4-3
Apr. 18	TennesseeW, 7-4
Apr. 20	Southern Miss.L, 4-8
Apr. 21	at Arkansas StateL, 6-7
Apr. 23	at GeorgiaL, 3-7
Apr. 24	at GeorgiaL, 4-9
Apr. 25	at GeorgiaL, 3-7
Apr. 27	vs. Southern Miss -3L, 4-8
Apr. 28	Murray StateW, 2-1
Apr. 30	at South CarolinaL, 3-7
May 1	at South CarolinaW, 6-1
May 2	at South CarolinaL, 0-3
May 7	ArkansasW, 1-0
May 8	ArkansasL, 1-3
May 9	ArkansasW, 5-3
May 14	at FloridaW, 4-2
May 15	at FloridaW, 3-1
May 16	at Florida (10)W, 10-9
May 21	LSUW, 7-6
May 22	LSUL, 4-11
May 23	LSUL, 6-14

SEC Tournament at Birmingham, Ala.		
May 26	vs. So. Carolina (10)L, 6-7
May 27	vs. ArkansasL, 3-4

NCAA Oxford Regional at Oxford, Miss.		
June 4	vs. Western KentuckyL, 0-1
June 5	vs. WashingtonL, 2-7

1 - at AutoZone Park, Memphis, Tenn.
2 - Mayor's Trophy, Jackson, Miss.
3 - at Jackson, Miss.

NOTE: Ole Miss makes its 10th NCAA appearance as the Rebels play host to an NCAA Regional for the first time in school history.

2005 (48-20/18-12 SEC)

WESTERN DIVISION CHAMPIONS		
Feb. 15	Arkansas StateW, 10-0
Feb. 18	vs. Lamar -1W, 5-3
Feb. 19	at Rice -1L, 4-5
Feb. 20	vs. SW Missouri St. -1W, 6-4
Feb. 22	BelmontW, 18-0
Feb. 25	Southern IllinoisL, 7-8
Feb. 26	Southern IllinoisW, 9-2
Mar. 1	Northwestern StateL, 7-8
Mar. 2	Northwestern StateW, 10-1
Mar. 4	PurdueW, 14-3
Mar. 5	PurdueW, 20-7
Mar. 6	PurdueW, 13-6
Mar. 8	Southern Miss.W, 9-1
Mar. 11	Sam Houston StateW, 4-2
Mar. 12	Sam Houston StateW, 12-8
Mar. 13	Sam Houston StateW, 7-3
Mar. 15	SE Missouri StateW, 6-5
Mar. 16	SE Missouri StateW, 3-0
Mar. 18	FloridaL, 4-5
Mar. 19	FloridaW, 10-4
Mar. 20	FloridaW, 3-2
Mar. 25	at TennesseeL, 3-5
Mar. 26	at TennesseeW, 6-5
Mar. 27	at TennesseeW, 13-5
Mar. 29	vs. Mississippi St. -2W, 5-1
Apr. 1	at VanderbiltW, 6-2
Apr. 2	at VanderbiltL, 4-7
Apr. 3	at VanderbiltL, 2-7
Apr. 5	at Southern Miss.L, 9-10
Apr. 8	AlabamaL, 4-5
Apr. 9	AlabamaW, 12-10
Apr. 10	AlabamaL, 6-12
Apr. 13	at SE LouisianaW, 10-8
Apr. 15	at LSUW, 14-8
Apr. 16	at LSUL, 6-7
Apr. 17	at LSUL, 1-5
Apr. 19	vs. Southern Miss -3W, 8-3
Apr. 22	GeorgiaW, 4-3
Apr. 23	GeorgiaW, 5-4
Apr. 24	GeorgiaL, 3-6
Apr. 26	MemphisW, 13-5
Apr. 27	at Memphis -4W, 6-5
Apr. 29	Mississippi StateW, 11-4
Apr. 30	Mississippi StateW, 5-0
May 1	Mississippi StateW, 9-1
May 3	SE LouisianaW, 13-4
May 4	Murray StateW, 10-2
May 6	at AuburnL, 3-4
May 7	at AuburnL, 4-12
May 8	at AuburnW, 9-1
May 13	South CarolinaL, 0-2
May 14	South CarolinaW, 7-2
May 15	South CarolinaW, 8-4
May 20	at ArkansasW, 5-3
May 21	at ArkansasW, 10-2
May 22	at ArkansasW, 9-1

SEC Tournament at Hoover, Ala.		
May 25	vs. AlabamaW, 3-1
May 26	vs. FloridaL, 7-10
May 27	vs. AlabamaW, 5-3
May 28	vs. FloridaW, 14-1
May 28	vs. FloridaW, 4-2
May 29	vs. Mississippi StateL, 1-4

NCAA Oxford Regional at Oxford, Miss.		
June 3	MaineW, 5-0
June 4	vs. OklahomaW, 7-3
June 5	vs. OklahomaW, 20-5

NCAA Oxford Super Regional at Oxford, Miss.		
June 11	TexasW, 6-4
June 12	vs. TexasL, 1-3
June 13	vs. TexasL, 4-6

1 - at Coca Cola Classic; Houston, Texas
2 - Mayor's Trophy, Jackson, Miss.
3 - at Jackson, Miss.
4 - AutoZone Park, Memphis, Tenn.

NOTE: Ole Miss makes its 11th NCAA appearance and plays host to an NCAA Regional for the second straight year ... The Rebels also make their first appearance in an NCAA Super Regional since the format was adopted in 1999.

2006 (44-22/17-13 SEC)

SEC TOURNAMENT CHAMPIONS		
Feb. 17	Saint Louis - #W, 11-2
Feb. 17	Saint Louis - #W, 9-1
Feb. 21	SamfordW, 11-4
Feb. 22	SamfordL, 2-3
Feb. 24	MaineW, 9-2
Feb. 25	MaineW, 7-5
Feb. 26	MaineW, 13-2
Feb. 28	Arkansas StateL, 9-14
Mar. 3	UICL, 1-4
Mar. 4	UICW, 10-0
Mar. 5	UICW, 5-0
Mar. 7	Murray StateW, 9-3
Mar. 8	Murray StateL, 6-7
Mar. 10	at UCLAL, 2-9
Mar. 11	at UCLAW, 6-5
Mar. 12	at UCLAL, 4-6
Mar. 14	at Arkansas StateW, 10-8
Mar. 17	VanderbiltL, 6-7
Mar. 18	Vanderbilt - #W, 5-1
Mar. 18	Vanderbilt - #L, 0-5
Mar. 21	at Memphis -1W, 8-4
Mar. 24	at AlabamaL, 2-12
Mar. 25	at AlabamaL, 8-9 (10)
Mar. 26	at AlabamaL, 2-9
Mar. 28	Southern Miss.W, 9-8
Mar. 31	at GeorgiaW, 6-4
Apr. 1	at GeorgiaW, 11-10
Apr. 2	at GeorgiaW, 11-13
Apr. 4	vs. Southern Miss -2L, 6-14
Apr. 8	Auburn - #L, 14-2
Apr. 8	Auburn - #L, 2-6
Apr. 9	AuburnW, 12-1
Apr. 11	vs. Miss. State -3W, 10-0
Apr. 14	at South CarolinaL, 0-1
Apr. 15	at South CarolinaL, 3-6
Apr. 16	at South CarolinaW, 11-6
Apr. 18	SE LouisianaW, 6-1
Apr. 19	SE LouisianaW, 11-4
Apr. 22	LSU - #W, 10-5
Apr. 22	LSU - #W, 11-13
Apr. 23	LSUW, 12-8
Apr. 26	Louisiana-MonroeW, 11-6
Apr. 28	TennesseeW, 12-6
Apr. 29	TennesseeW, 21-13
Apr. 30	TennesseeW, 5-3
May 2	Nicholls StateW, 11-7
May 5	at KentuckyL, 3-8
May 6	at KentuckyL, 2-3
May 7	at KentuckyL, 1-6
May 12	ArkansasL, 3-12
May 13	ArkansasW, 7-3
May 14	ArkansasW, 5-4
May 16	MemphisW, 7-5
May 18	at Miss. StateW, 6-5 (10)
May 19	at Miss. StateL, 1-11
May 20	at Miss. StateW, 13-11

||
||
||



ALL-TIME RESULTS

Apr. 8	South Alabama (10)	W, 6-5
Apr. 9	South Alabama	W, 10-2
Apr. 11	LSU	W, 2-1
Apr. 12	LSU	W, 7-1
Apr. 13	LSU	L, 2-8
Apr. 15	vs. Miss. State - 2	L, 5-6
Apr. 18	at South Carolina	L, 2-6
Apr. 19	at South Carolina	W, 5-2
Apr. 20	at South Carolina	L, 1-4
Apr. 22	Murray State	W, 15-5
Apr. 23	at Arkansas St.	W, 9-4
Apr. 25	Arkansas	W, 12-4
Apr. 26	Arkansas (10) - #	L, 11-13
Apr. 26	Arkansas - #	L, 4-12
Apr. 29	at Memphis	W, 10-1
Apr. 30	Jackson State	W, 5-3
May 2	at Georgia	L, 4-5
May 3	at Georgia	W, 9-4
May 4	at Georgia	L, 4-11
May 9	Auburn	W, 7-6
May 10	Auburn	L, 1-11
May 11	Auburn	W, 5-2
May 15	at Kentucky	L, 4-12
May 16	at Kentucky	L, 0-9
May 17	at Kentucky (11)	W, 7-5

SEC Tournament at Hoover, Ala.

May 21	vs. Georgia	W, 4-1
May 22	vs. Kentucky	W, 8-7
May 24	vs. Vanderbilt - #	L, 4-7
May 24	vs. Vanderbilt - #	W, 8-7
May 25	vs. LSU	L, 2-8

NCAA Coral Gables Regional at Coral Gable, Fla.

May 30	Missouri	L, 0-7
May 31	Bethune Cookman	W, 14-1
June 1	Missouri	W, 9-6
June 1	Miami	L, 2-11

- Doubleheader

- 1 - at Trustmark Park - Pearl, Miss.
- 2 - Governor's Cup - Pearl, Miss.

NOTE: Ole Miss makes its 14th NCAA appearance.

2009 (44-20/20-10 SEC) SEC CHAMPIONS

Feb. 20	Liberty-1	W, 6-5
Feb. 21	vs. Mercer-1	L, 11-13
Feb. 22	at South Alabama-1 L, 2-3 (10)	
Feb. 24	Central Arkansas	W, 10-2
Feb. 25	Central Arkansas	W, 11-3
Feb. 28	TCU	L, 13-19
Mar. 3	Arkansas State	W, 11-5
Mar. 6	Vermont	W, 20-4
Mar. 7	Vermont	W, 15-3
Mar. 8	Vermont	W, 3-2
Mar. 10	Austin Peay	W, 8-7
Mar. 11	Austin Peay	W, 3-0
Mar. 13	at Vanderbilt	W, 9-3
Mar. 15	at Vanderbilt #	W, 6-1
Mar. 15	at Vanderbilt #	L, 6-7
Mar. 17	at Arkansas State	W, 7-1
Mar. 20	Alabama	W, 8-7
Mar. 21	Alabama	W, 5-2
Mar. 22	Alabama	L, 6-19
Mar. 24	Saint Louis	L, 11-15
Mar. 27	at LSU	W, 7-4
Mar. 28	at LSU	L, 5-6
Mar. 29	at LSU	L, 1-2
Mar. 30	Arkansas State	W, 9-6
Mar. 31	Jackson State	W, 8-7
Apr. 1	at Memphis - 2	W, 7-6(10)
Apr. 3	Kentucky	W, 4-3
Apr. 4	Kentucky	W, 10-3
Apr. 5	Kentucky	W, 8-0
Apr. 7	New Orleans	W, 5-4
Apr. 8	New Orleans	W, 7-0
Apr. 10	South Carolina	L, 10-12
Apr. 11	South Carolina	L, 1-8
Apr. 12	South Carolina	W, 6-1
Apr. 14	vs. Miss. State - 3	W, 8-1
Apr. 17	at Florida	W, 6-2
Apr. 18	at Florida	L, 4-8
Apr. 19	at Florida	W, 5-3 (8)
Apr. 21	UALR	W, 6-1
Apr. 22	at Southern Miss	W, 8-4
Apr. 24	Georgia	L, 3-6
Apr. 25	Georgia	W, 10-8
Apr. 26	Georgia	W, 6-1
Apr. 28	vs. Southern Miss - 4	L, 4-6
Apr. 29	Arkansas-Pine Bluff	W, 22-2
May 1	at Auburn	W, 9-2
May 2	at Auburn	W, 8-2
May 3	at Auburn	W, 11-4
May 8	Mississippi State	L, 5-6
May 9	Mississippi State	L, 8-11
May 10	Mississippi State	W, 8-1
May 14	at Arkansas	W, 7-5
May 15	at Arkansas	W, 7-5
May 16	at Arkansas	W, 16-3

SEC Tournament at Hoover, Ala.

May 20	vs. Georgia	L, 3-6
--------	-----------------------	--------

May 21	vs. Florida	L, 2-12 (8)
--------	-----------------------	-------------

NCAA Oxford Regional at Oxford, Miss.

May 29	Monmouth	W, 8-1
May 30	Western Kentucky	W, 7-4
May 31	Western Kentucky	L, 9-10
June 1	Western Kentucky	W, 4-1

NCAA Oxford Super Regional at Oxford, Miss.

June 5	Virginia	W, 4-3(12)
June 6	Virginia	L, 3-4
June 7	Virginia	L, 2-5

- 1 - at Coca Cola Classic; Mobile, Ala.
- 2 - Autozone Park; Memphis, Tenn.
- 3 - Governor's Cup Game; Pearl, Miss.
- 4 - Trustmark Park; Pearl, Miss.

2010 (39-24/16-14 SEC)

Feb. 19	Louisiana-Monroe	L, 5-6
Feb. 20	Louisiana-Monroe	W, 14-0
Feb. 21	Louisiana-Monroe	W, 13-2
Feb. 23	Arkansas State	W, 3-2
Feb. 26	Oakland	W, 9-1
Feb. 27	Oakland	W, 10-2
Feb. 28	Oakland	W, 9-3
Mar. 2	Memphis	W, 7-2
Mar. 5	at Tulane	W, 6-4
Mar. 6	at Tulane	W, 5-1
Mar. 7	at Tulane	L, 4-12
Mar. 9	Austin Peay	W, 14-4
Mar. 10	Austin Peay	W, 10-2
Mar. 12	Louisville	L, 1-6 (12)
Mar. 13	Louisville	W, 8-3
Mar. 14	Louisville	L, 8-10
Mar. 16	UA-Pine Bluff	W, 17-1
Mar. 19	at Kentucky	W, 9-0
Mar. 20	at Kentucky	W, 7-6
Mar. 21	at Kentucky	L, 3-12
Mar. 23	vs. Southern Miss -1	W, 11-6
Mar. 24	Saint Louis	W, 14-5
Mar. 26	Florida	W, 3-2
Mar. 27	Florida	W, 15-3
Mar. 28	Florida	L, 1-13
Mar. 30	vs. Miss. State - 2	W, 5-3
Apr. 2	Tennessee	W, 7-3
Apr. 3	Tennessee	L, 2-5
Apr. 4	Tennessee	L, 6-10
Apr. 7	UA-Little Rock	L, 6-9
Apr. 9	at Georgia	W, 4-1
Apr. 10	at Georgia	W, 4-3 (13)
Apr. 11	at Georgia	L, 3-6
Apr. 13	at Memphis - 3	L, 5-6
Apr. 16	at South Carolina	L, 0-5
Apr. 17	at South Carolina	L, 5-9
Apr. 18	at South Carolina	W, 5-4
Apr. 20	Southern Miss	W, 7-2
Apr. 24	LSU	W, 11-9
Apr. 24	LSU	W, 9-8 (11)
Apr. 25	LSU	W, 5-4
Apr. 27	Murray State	W, 11-10 (10)
Apr. 28	UT-Martin	W, 15-6
Apr. 30	at Miss. State	W, 4-2
May 1	at Miss. State	W, 12-10
May 2	at Miss. State	W, 19-11
May 7	Arkansas	L, 4-11
May 8	Arkansas	W, 3-2
May 9	Arkansas	L, 0-7
May 12	at Arkansas State	W, 5-2
May 14	at Alabama	W, 5-4
May 15	at Alabama	L, 1-4
May 16	at Alabama	L, 3-6
May 20	Auburn	L, 3-5
May 21	Auburn	L, 4-18
May 22	Auburn	L, 1-11

SEC Tournament at Hoover, Ala.

May 26	vs. S. Carolina	W, 3-0
May 27	vs. Alabama	L, 3-6
May 28	vs. Auburn	W, 10-7 (10)
May 29	vs. LSU	L, 0-8 (7)

NCAA Charlottesville Regional at Charlottesville, Va.

May 29	St. John's	W, 10-5
May 30	Virginia	L, 7-13
May 31	St. John's	L, 16-20

- 1 - Trustmark Park; Pearl, Miss.
- 2 - Governor's Cup Game; Pearl, Miss.
- 3 - Autozone Park; Memphis, Tenn.

2011 (30-25/13-17 SEC)

Feb. 18	Wright State	W, 15-6
Feb. 19	Wright State	W, 5-4
Feb. 20	Wright State	W, 6-5
Feb. 22	Memphis	W, 4-2
Feb. 23	Arkansas State	W, 4-3
Feb. 25	at Houston	W, 4-2
Feb. 26	at Houston	L, 2-8
Feb. 27	at Houston	W, 8-3
Mar. 1	Austin Peay	W, 5-4
Mar. 2	Austin Peay	W, 11-3
Mar. 4	Tulane	W, 5-1
Mar. 5	Tulane	L, 1-4
Mar. 6	Tulane	L, 1-3

Mar. 9	Western Kentucky	L, 3-7
Mar. 11	Lipscomb	W, 8-0
Mar. 12	Lipscomb	W, 3-0
Mar. 13	Lipscomb	W, 5-1
Mar. 15	Jackson State	W, 8-0
Mar. 18	Alabama	W, 4-0
Mar. 19	Alabama	L, 5-7
Mar. 20	Alabama	L, 4-6
Mar. 22	Samford	W, 3-0
Mar. 25	at Tennessee	W, 6-1
Mar. 26	at Tennessee	L, 4-6
Mar. 27	at Tennessee	W, 8-0
Mar. 30	at Southern Miss	L, 3-4 (10)
Apr. 1	at LSU	L, 6-7
Apr. 2	at LSU	W, 16-3
Apr. 3	at LSU	L, 2-8
Apr. 5	at Memphis - 1	L, 2-9
Apr. 8	Georgia	L, 8-9
Apr. 9	Georgia	L, 3-8
Apr. 10	Georgia	W, 12-7
Apr. 12	vs. Southern Miss - 2	L, 6-8
Apr. 15	Kentucky	W, 3-2
Apr. 16	Kentucky	W, 12-10
Apr. 17	Kentucky	W, 6-5
Apr. 19	vs. Miss. State - 3	L, 1-6
Apr. 21	at Auburn	L, 3-6
Apr. 22	at Auburn	W, 10-7
Apr. 23	at Auburn	L, 7-9
Apr. 29	at Florida	L, 3-9
Apr. 30	at Florida	L, 1-8
May 1	at Florida	L, 2-7
May 4	at Arkansas State	W, 11-9
May 6	South Carolina	L, 1-6
May 7	South Carolina	W, 10-2
May 8	South Carolina	W, 7-6
May 12	Mississippi State	L, 7-6
May 13	Mississippi State	L, 4-7
May 14	Mississippi State	W, 12-3
May 17	Southeast Missouri	W, 10-6
May 19	at Arkansas	W, 2-1
May 21	at Arkansas - #	L, 0-2
May 21	at Arkansas - #	L, 3-5

- Doubleheader

- 1 - at AutoZone Park - Memphis, Tenn.
- 2 - at Trustmark Park - Pearl, Miss.
- 3 - Governor's Cup - Pearl, Miss.

2012 (37-26/14-16 SEC)

Feb. 17	at TCU	W, 7-4
Feb. 19	at TCU	L, 3-5
Feb. 21	Arkansas State	W, 8-1
Feb. 24	UNC-Wilmington	W, 2-0
Feb. 25	UNC-Wilmington	W, 6-4
Feb. 26	UNC-Wilmington	W, 10-5
Feb. 28	Memphis	W, 7-1
Feb. 29	Jackson State	W, 13-1
Mar. 2	Miami (Ohio)	L, 8-9
Mar. 3	Miami (Ohio)	W, 11-3
Mar. 4	Miami (Ohio)	W, 2-1
Mar. 6	UT-Martin	W, 20-4
Mar. 9	Houston	W, 8-0
Mar. 10	Houston	W, 9-0
Mar. 11	Houston	W, 11-3
Mar. 13	at Louisville	L, 3-4
Mar. 14	at Louisville	W, 18-8
Mar. 16	Auburn	W, 2-1
Mar. 17	Auburn	L, 4-10
Mar. 18	Auburn	L, 2-3
Mar. 20	Southern Miss	L, 0-10
Mar. 23	at Alabama	W, 11-7
Mar. 24	at Alabama	L, 2-3
Mar. 25	at Alabama	W, 8-4
Mar. 27	Jackson State	W, 12-0
Mar. 30	Florida	W, 3-0
Mar. 31	Florida	L, 4-9
Apr. 1	Florida	W, 7-6
Apr. 6	at Kentucky	L, 2-3
Apr. 7	at Kentucky	W, 3-3
Apr. 8	at Kentucky	L, 3-8
Apr. 10	Central Arkansas #	W, 2-1
Apr. 12	at Georgia	W, 4-0
Apr. 13	at Georgia	L, 3-6
Apr. 14	at Georgia	W, 8-3
Apr. 17	vs. Miss. State - 1	W, 6-3
Apr. 20	Arkansas	W, 8-2
Apr. 21	Arkansas	W, 1-0
Apr. 22	Arkansas	L, 3-11
Apr. 24	at Memphis - 2	L, 2-4
Apr. 27	at Miss. State	L, 0-4
Apr. 28	at Miss. State	W, 6-2
Apr. 29	at Miss. State	L, 2-4
May 1	vs. Southern Miss - 3	W, 3-0
May 2	Murray State	W, 11-5
May 4	LSU	L, 3-4 (13)
May 5	LSU	W, 7-4
May 6	LSU	L, 3-12
May 11	Tennessee	W, 4-2
May 12	Tennessee	W, 7-4 (11)
May 13	Tennessee	W, 4-2
May 15	at Arkansas State	L, 5-10
May 17	at Vanderbilt	L, 0-3
May 18	at Vanderbilt	L, 2-6
May 19	at Vanderbilt	L, 3-6

SEC Tournament at Hoover, Ala.

May 22	vs. Kentucky	L, 0-2
May 23	vs. Arkansas	W, 2-0
May 24	vs. LSU	L, 2-11

NCAA College Station Regional at College Station, Texas

June 1	vs. TCU	W, 6-2
June 2	at Texas A&M	W, 6-3
June 3	vs. TCU	L, 2-5
June 4	vs. TCU	L, 4-7

- 1 - Governor's Cup Game; Pearl, Miss.
- 2 - Autozone Park; Memphis, Tenn.
- 3 - at Trustmark Park; Pearl, Miss.

2013 (38-24/15-15 SEC)

Feb. 15	at #12 TCU	
---------	----------------------	--



Apr. 7	vs. Southern Miss-3	... L, 5-6
Apr. 9	at #1 Vanderbilt	... L, 0-6
Apr. 10	at #1 Vanderbilt	... W, 6-5 (16)
Apr. 11	at #1 Vanderbilt	... W, 5-4
Apr. 15	UT Martin	... W, 11-1
Apr. 17	at Auburn	... L, 1-3
Apr. 18	at Auburn#	... W, 7-2
Apr. 18	at Auburn#	... L, 0-14
Apr. 21	Central Arkansas	... W, 18-4
Apr. 22	Memphis	... L, 5-10
Apr. 25	Alabama#	... W, 10-2
Apr. 25	Alabama#	... W, 4-0
Apr. 26	Alabama	... L, 4-13
Apr. 28	vs. Mississippi State-1	... W, 11-1
May 1	at #21 Missouri	... L, 2-4
May 2	at #21 Missouri	... L, 1-18
May 3	at #21 Missouri	... W, 4-3
May 7	Mississippi State	... W, 4-3
May 8	Mississippi State	... W, 10-2
May 9	Mississippi State	... W, 8-7 (10)
May 12	at Arkansas State	... W, 17-3 (7)
May 14	#6 Texas A&M	... L, 0-4
May 16	#6 Texas A&M	... W, 7-4

SEC Tournament at Hoover, Ala.

May 19	vs. Alabama	... L, 1-6
--------	-------------	------------

NCAA Los Angeles Regional at Los Angeles, Calif.

May 29	vs. Maryland	... L, 1-3
May 30	vs. CSU Bakersfield	... L, 1-2

- 1 - Governor's Cup Game; Pearl, Miss.
2 - Autozone Park; Memphis, Tenn.
3 - at Trustmark Park; Pearl, Miss.

2016 (43-19/18-12 SEC)

Feb. 19	FIU	... W, 9-2
Feb. 20	FIU	... W, 7-4
Feb. 21	FIU	... W, 16-5
Feb. 24	Arkansas State	... W, 4-3
Feb. 26	#2 Louisville	... W, 6-5
Feb. 27	#2 Louisville	... L, 0-4
Feb. 28	#2 Louisville	... W, 4-2
Mar. 2	Memphis	... W, 9-7
Mar. 4	vs. Ball State-1	... W, 7-3
Mar. 5	at #18 Coastal Carolina-1	... W, 8-2
Mar. 6	vs. Cincinnati-1	... W, 7-1
Mar. 8	Southeast Missouri	... W, 10-2
Mar. 9	Southeast Missouri	... W, 6-4
Mar. 11	Grambling State	... W, 15-2
Mar. 13	Grambling State#	... W, 7-3 (7)
Mar. 13	Grambling State#	... W, 6-1 (7)
Mar. 15	at UAB	... W, 8-1
Mar. 16	at UAB	... W, 5-1
Mar. 18	at Tennessee	... L, 2-3
Mar. 19	at Tennessee	... W, 6-4
Mar. 20	at Tennessee	... W, 10-7
Mar. 22	UT Martin	... W, 8-2
Mar. 24	#10 South Carolina	... L, 1-5
Mar. 25	#10 South Carolina	... L, 5-9
Mar. 26	#10 South Carolina	... L, 0-4
Apr. 1	at #5 Mississippi State	... L, 1-3
Apr. 2	at #5 Mississippi State	... L, 2-6
Apr. 3	at #5 Mississippi State	... W, 8-5
Apr. 5	vs. Southern Miss-2	... W, 6-2
Apr. 8	#21 Arkansas	... W, 7-3
Apr. 9	#21 Arkansas	... W, 14-9
Apr. 10	#21 Arkansas	... W, 8-7
Apr. 13	#18 Southern Miss	... L, 1-5
Apr. 15	at Alabama	... W, 4-0
Apr. 16	at Alabama	... L, 0-2
Apr. 17	at Alabama	... L, 2-7
Apr. 19	Missouri-3	... W, 7-0
Apr. 20	Murray State	... W, 8-3
Apr. 22	Auburn	... W, 6-4
Apr. 23	Auburn	... W, 7-4
Apr. 24	Auburn	... W, 6-5
Apr. 26	vs. #3 Mississippi State-4	... L, 0-2
Apr. 28	#8 LSU	... W, 7-6
Apr. 29	#8 LSU	... L, 3-6
Apr. 30	#8 LSU	... W, 8-2
May 4	UAPB	... W, 12-1
May 6	at Georgia	... W, 6-4
May 7	at Georgia	... W, 7-3
May 8	at Georgia	... L, 2-13
May 12	Kentucky	... W, 3-1
May 13	Kentucky	... W, 14-2
May 14	Kentucky	... W, 7-5
May 17	at Arkansas State	... L, 6-8
May 19	at #2 Texas A&M	... L, 1-6
May 20	at #2 Texas A&M	... L, 5-11
May 21	at #2 Texas A&M	... W, 3-2

SEC Tournament at Hoover, Ala.

May 24	vs. Georgia	... W, 5-1
May 25	vs. #4 South Carolina	... W, 10-4
May 26	vs. #6 Vanderbilt	... W, 12-9
May 28	vs. #1 Texas A&M	... L, 8-12

NCAA Oxford Regional at Oxford, Miss.

June 3	Utah	... L, 5-6 (10)
--------	------	-----------------

June 4	Tulane	... L, 5-6
--------	--------	------------

1 - Chanticleer Classic; Conway, S.C.
2 - at Trustmark Park; Pearl, Miss.
3 - Autozone Park; Memphis, Tenn.
4 - Governor's Cup Game; Pearl, Miss.

2017 (32-25/14-16 SEC)

Feb. 17	#6 East Carolina	... W, 5-4
Feb. 18	#6 East Carolina	... W, 3-2
Feb. 19	#6 East Carolina	... W, 8-6
Feb. 21	Arkansas State	... W, 16-4
Feb. 24	#23 UNCW	... W, 7-2
Feb. 25	#23 UNCW	... W, 8-4
Feb. 26	#23 UNCW	... W, 8-6
Feb. 28	Memphis	... L, 6-9
Mar. 3	vs. #17 Baylor-1	... L, 0-4
Mar. 4	vs. #10 Texas Tech-1	... L, 1-5
Mar. 5	vs. #1 TCU-1	... L, 3-5
Mar. 7	Georgia State	... W, 1-0
Mar. 8	Georgia State	... L, 0-2 (11)
Mar. 10	Furman	... W, 2-0
Mar. 11	Furman	... W, 5-0
Mar. 12	Furman	... W, 1-0
Mar. 14	vs. Nicholls-2	... W, 5-0
Mar. 17	#15 Vanderbilt	... W, 1-0
Mar. 18	#15 Vanderbilt	... L, 2-6
Mar. 19	#15 Vanderbilt	... W, 10-8
Mar. 21	at Memphis-3	... L, 1-2 (11)
Mar. 23	at #19 Kentucky	... W, 9-6
Mar. 24	at #19 Kentucky	... L, 2-4
Mar. 25	at #19 Kentucky	... L, 1-4
Mar. 28	Little Rock	... W, 5-4 (10)
Mar. 30	Mississippi State	... L, 3-4
Mar. 31	Mississippi State	... L, 3-5
Apr. 1	Mississippi State	... L, 1-2
Apr. 4	#17 Southern Miss-W	... W, 12-2
Apr. 7	Alabama	... W, 7-2
Apr. 8	Alabama	... W, 5-4
Apr. 9	Alabama	... W, 8-2
Apr. 11	at #16 Southern Miss	... W, 6-2
Apr. 13	at #8 LSU	... L, 2-15
Apr. 14	at #8 LSU	... W, 4-1
Apr. 15	at #8 LSU	... L, 2-3
Apr. 19	Arkansas-Pine Bluff	... W, 14-6
Apr. 21	Missouri	... L, 3-9
Apr. 22	Missouri	... W, 3-1
Apr. 23	Missouri	... W, 9-3
Apr. 25	vs. #7 Mississippi State-5L	... W, 2-4
Apr. 27	at #10 Arkansas	... W, 9-1
Apr. 28	at #10 Arkansas	... W, 4-1
May 2	at #10 Arkansas	... L, 4-7
May 3	ULM	... W, 21-7 (7)
May 5	ULM	... W, 5-3
May 6	at #5 Florida	... L, 2-11
May 7	at #5 Florida	... L, 4-7
May 8	at #5 Florida	... L, 4-6
May 12	#19 Texas A&M	... L, 5-12
May 13	#19 Texas A&M	... W, 6-4
May 14	#19 Texas A&M	... W, 6-3
May 16	at Arkansas State	... L, 0-5
May 19	at #23 Auburn	... L, 1-4
May 20	at #23 Auburn	... L, 1-9
May 21	at #23 Auburn	... W, 8-4

SEC Tournament at Hoover, Ala.

May 23	vs. #20 Auburn-6	... L, 4-5
--------	------------------	------------

- 1 - at Shriners Hospitals for Children College Classic; Houston, Texas
2 - at MGM Park; Biloxi, Miss.
3 - at Autozone Park; Memphis, Tenn.
4 - at Trustmark Park; Pearl, Miss.
5 - Governor's Cup Game; Pearl, Miss.

2018 (48-17/18-12 SEC)

WESTERN DIVISION CHAMPIONS SEC TOURNAMENT CHAMPIONS

Feb. 16	Winthrop	... W, 7-3
Feb. 17	Winthrop	... W, 8-1
Feb. 18	Winthrop	... W, 3-1
Feb. 20	Memphis	... W, 8-6
Feb. 23	Tulane	... W, 5-4
Feb. 24	Tulane	... W, 9-1
Feb. 25	Tulane	... W, 6-3
Feb. 27	Murray State	... W, 7-6
Mar. 3	at Long Beach State	... L, 3-4
Mar. 3	at Long Beach State	... W, 4-3
Mar. 4	at Long Beach State	... W, 12-1
Mar. 6	Austin Peay	... W, 11-4
Mar. 7	Little Rock	... W, 10-2
Mar. 9	Eastern Illinois	... W, 7-2
Mar. 9	Eastern Illinois	... W, 4-0
Mar. 11	Eastern Illinois	... W, 7-3
Mar. 13	at Georgia State	... W, 5-3
Mar. 14	at Georgia State	... W, 16-2
Mar. 16	Tennessee	... L, 6-8
Mar. 17	Tennessee	... W, 7-1
Mar. 18	Tennessee	... W, 5-0
Mar. 20	New Orleans	... W, 9-4
Mar. 22	at #12 Texas A&M	... W, 5-4
Mar. 23	at #12 Texas A&M	... L, 6-7
Mar. 24	at #12 Texas A&M	... W, 7-6

Mar. 27	#14 Southern Miss	... W, 7-6
Mar. 29	#5 Arkansas	... L, 4-6
Mar. 30	#5 Arkansas	... W, 10-11
Mar. 31	#5 Arkansas	... W, 10-11
Apr. 4	at Memphis-1	... W, 12-0
Apr. 7	at Mississippi State	... L, 3-13
Apr. 7	at Mississippi State	... W, 6-1
Apr. 8	at Mississippi State	... L, 5-7 (11)
Apr. 10	vs. #12 Southern Miss-2	... W, 11-3
Apr. 13	at #15 Vanderbilt	... W, 11-3
Apr. 15	at #15 Vanderbilt	... L, 7-8 (8)
Apr. 15	at #15 Vanderbilt	... L, 7-8 (7)
Apr. 18	Arkansas State	... W, 10-3
Apr. 20	#12 Georgia	... L, 2-3
Apr. 21	#12 Georgia	... W, 8-4
Apr. 21	#12 Georgia	... W, 5-2
Apr. 24	vs. Mississippi State-3	... L, 6-7
Apr. 26	LSU	... W, 14-3
Apr. 27	LSU	... L, 2-5
Apr. 28	LSU	... W, 9-8
May 2	Arkansas Pine Bluff	... W, 10-3
May 4	at South Carolina	... L, 5-13
May 5	at South Carolina	... L, 6-11
May 6	at South Carolina	... W, 6-5
May 10	#16 Auburn	... W, 5-4
May 11	#16 Auburn	... W, 8-3
May 12	#16 Auburn	... W, 10-3
May 15	at Arkansas State	... W, 15-8
May 17	at Alabama	... W, 3-2
May 18	at Alabama	... L, 0-3
May 19	at Alabama	... W, 10-8

SEC Tournament at Hoover, Ala.

May 23	vs. #21 Auburn	... L, 3-9
May 24	vs. #8 Georgia	... W, 5-4 (10)
May 25	vs. #21 Auburn	... W, 7-0
May 26	vs. Texas A&M	... W, 2-1
May 27	vs. LSU	... W, 9-1

NCAA Oxford Regional at Oxford, Miss.

June 2	vs. Saint Louis	... W, 9-2
June 3	vs. Tennessee Tech	... W, 9-8
June 4	vs. Tennessee Tech	... L, 5-15

June 4	vs. Tennessee Tech	... L, 2-3
--------	--------------------	------------

1 - at AutozonePark; Memphis, Tenn.
2 - at Trustmark Park; Pearl, Miss.
3 - Governor's Cup Game; Pearl, Miss.

2019 (41-27/16-14 SEC)

Feb. 15	Wright State	... W, 10-1
Feb. 16	Wright State	... L, 5-9
Feb. 17	Wright State	... Cancelled
Feb. 20	Arkansas State	... W, 15-3
Feb. 22	at Tulane	... W, 6-4
Feb. 23	at Tulane	... L, 12-13
Feb. 24	at Tulane	... W, 6-3
Feb. 26	UT Martin	... W, 12-6
Mar. 1	Long Beach State	... W, 7-2
Mar. 2	Long Beach State	... W, 7-6
Mar. 2	Long Beach State	... W, 5-3
Mar. 5	Little Rock	... W, 11-8
Mar. 6	#14 ECU	... L, 2-3
Mar. 8	UAB	... W, 15-9
Mar. 9	UAB	... W, 13-4
Mar. 10	UAB	... W, 2-1
Mar. 12	at #7 Louisville	... L, 3-4 (10)
Mar. 13	at #7 Louisville	... L, 8-10
Mar. 15	Alabama	... W, 1-0
Mar. 16	Alabama	... L, 6-8
Mar. 17	Alabama	... W, 12-2
Mar. 19	Arkansas-Pine Bluff	... W, 12-2 (8)
Mar. 20	Arkansas-Pine Bluff	... W, 25-2 (7)
Mar. 22	at Missouri	... L, 1-2
Mar. 23	at Missouri	... W, 3-0
Mar. 24	at Missouri	... L, 5-8
Mar. 26	at Memphis-1	... W, 9-6
Mar. 29	at #8 Arkansas	... L, 3-5
Mar. 30	at #8 Arkansas	... W, 4-3
Mar. 31	at #8 Arkansas	... W, 10-5
Apr. 2	North Alabama	... L, 6-10
Apr. 5	#16 Florida	... W, 12-4
Apr. 6	#16 Florida	... W, 16-4
Apr. 6	#16 Florida	... W, 12-10
Apr. 9	vs. Southern Miss-2	... W, 11-2
Apr. 12	Kentucky	... W, 8-2
Apr. 14	Kentucky	... L, 1-4 (7)

Apr. 14	Kentucky	... L, 2-4 (7)
Apr. 16	Memphis	... W, 5-2
Apr. 18	at #23 Auburn	... L, 4-7
Apr. 19	at #23 Auburn	... W, 5-3
Apr. 20	at #23 Auburn	... L, 5-6 (10)
Apr. 23	vs. #8 Mississippi State-3	... L, 1-8
Apr. 25	#6 Texas A&M	... W, 5-4 (11)
Apr. 26	#6 Texas A&M	... W, 13-3
Apr. 27	#6 Texas A&M	... W, 3-2
May 1	at Southern Miss	... L, 3-5
May 3	at #9 LSU	... L, 3-8
May 4	at #9 LSU	... W, 5-1
May 5	at #9 LSU	... W, 19-15 (10)
May 10	#5 Mississippi State	... L, 0-2
May 11	#5 Mississippi State	... L, 5-8
May 12	#5 Mississippi State	... L, 5-11
May 14	at Arkansas State	... L, 5-6
May 16	at #23 Tennessee	... L, 0-7
May 17	at #23 Tennessee	... L, 5-7
May 18	at #23 Tennessee	... W, 5-4

SEC Tournament at Hoover, Ala.

May 21	vs. Missouri	... W, 2-1
May 22	vs. #4 Arkansas	... L, 3-5
May 23	vs. #15 Texas A&M	... W, 1-0
May 24	vs. #4 Arkansas	... W, 3-2
May 25	vs. #7 Georgia	... W, 5-3
May 26	vs. #2 Vanderbilt	... L, 10-11

NCAA Oxford Regional at Oxford, Miss.

May 31	vs. Jacksonville State	... W, 16-2
June 1	vs. Clemson	... W, 6-1
June 2	vs. Jacksonville State	... W, 19-4

NCAA Fayetteville Super Regional at Fayetteville, Ark.

June 8	vs. #5 Arkansas	... L, 2-11
June 9	vs. #5 Arkansas	... W, 13-5
June 10	vs. #5 Arkansas	... L, 1-14

- 1 - at AutozonePark; Memphis, Tenn.
2 - at Trustmark Park; Pearl, Miss.
3 - Governor's Cup Game; Pearl, Miss.



The 2014 Rebels knocked off #1 Louisiana-Lafayette in the NCAA Super Regional, earning a berth to the College World Series for the first time since 1972.



The 2018 Rebels dominated LSU 9-1 in the SEC Tournament Championship to claim their second SEC Tournament title and the ninth overall league crown in program history.



ALL-TIME SERIES


Opponent	GP	W	L	T	Pct.	First Meeting	Last Meeting
Abiene Christian	1	1	0	0	1.000	2000	2000
Air Force	1	1	0	0	1.000	1998	1998
Alabama*	364	151	211	2	.416**	1895	2019
Arizona	2	1	1	0	.500	1956	2001
Arizona State	4	1	3	0	.250	1964	2014
Arkansas	99	48	51	0	.485**	1982	2019
Arkansas-Little Rock	23	19	4	0	.826	1978	2019
Arkansas-Pine Bluff	10	10	0	0	1.000	2009	2019
Arkansas State	99	75	24	0	.757**	1951	2019
Army	1	1	0	0	1.000	1998	1998
Auburn	178	89	89	1	.500**	1938	2019
Austin Peay	20	18	2	0	.900**	1993	2018
Ball State	1	1	0	0	1.000	2016	2016
Batesville	2	1	1	0	.500	1923	1923
Baylor	6	1	5	0	.167	1999	2017
Belhaven	1	1	0	0	1.000	1991	1991
Belmont	2	2	0	0	1.000	2005	2007
Bethune-Cookman	1	1	0	0	1.000	2006	2006
Binghamton	1	1	0	0	1.000	2013	2013
Birmingham Southern	5	5	0	0	1.000	1961	2004
Bradley -1	4	2	0	0	.500	1940	1956
Brigham Young	1	0	1	0	.000	1969	1969
Camp Shelby	1	1	0	0	1.000	1918	1918
Centenary	4	3	1	0	.750	1957	1993
Central Arkansas	6	5	1	0	.833	2008	2015
Christian Brothers	5	5	0	0	1.000	1985	1993
Cincinnati	1	1	0	0	1.000	2016	2016
Clarksdale -1	7	3	4	0	.429	1941	1951
Clemson	14	7	7	0	.500	1968	2019
College Hill	2	2	0	0	1.000	1923	1923
Coastal Carolina	1	1	0	0	1.000	2016	2016
CSU Bakersfield	1	0	1	0	.000	2015	2015
Cumberland	12	8	4	0	.667	1910	1993
Delaware	1	1	0	0	1.000	1969	1969
Delta State	103	70	31	2	.689	1937	1999
Duke	3	2	1	0	.667	1956	1956
East Carolina	4	3	1	0	.750	2017	2019
East Tennessee State	1	1	0	0	1.000	1983	1983
Eastern Illinois	9	9	0	0	1.000	2002	2018
Eastern Kentucky	8	7	1	0	.875	1995	1997
Evansville	11	9	2	0	.875**	1990	2007
Florida	95	51	44	0	.537	1948	2019
Florida International	6	6	0	0	1.000	2013	2016
Florida State	8	1	7	0	.125	1949	1995
Freed-Hardeman	3	3	0	0	1.000	1994	1998
Furman	3	3	0	0	1.000	2017	2017
Georgia	83	44	39	0	.530**	1929	2019
Georgia State	5	4	1	0	.800	2014	2018
Georgia Tech	5	2	3	0	.400	1916	1959
Grambling State	5	4	1	0	.800	2016	2017
Greenville Air Force Base	1	1	0	0	1.000	1954	1954
Greenville Dixie League	2	1	1	0	.500	1935	1935
Harding	1	1	0	0	1.000	1991	1991
Hazellhurst	1	1	0	0	1.000	1954	1954
Henderson State	1	1	0	0	1.000	1988	1988
Houston	8	7	1	0	.875	2012	2012
Howard	5	3	2	0	.600	1928	1930
Illinois	12	6	6	0	.500	1916	1987
Illinois-Chicago	3	2	1	0	.667	2006	2006
Illinois College	3	3	0	0	1.000	1989	1989
Illinois State	4	4	0	0	1.000	1974	1977
Illinois Wesleyan	26	21	5	0	.808	1940	1990
Indiana	13	7	6	0	.538	1929	1975
Indiana State	10	8	2	0	.800	1977	2008
Iowa	4	3	1	0	.750	1977	1997
J.M.C.	6	3	3	0	.500	1902	1902
Jackson	2	0	1	1	.250	1928	1928
Jackson State	7	7	0	0	1.000	1993	2012
Jacksonville	1	1	0	0	1.000	1972	1972
Jacksonville State	6	6	0	0	1.000	2002	2019
Kansas State	15	10	5	0	.667	1965	1986
Kentucky	87	52	35	0	.598**	1925	2019
LSU	332	157	175	0	.473**	1906	2019
Lamar	2	1	1	0	.500	1992	2005
Lambuth	2	2	0	0	1.000	1947	1947
Liberty	1	1	0	0	1.000	2009	2009
Lipscomb	6	6	0	0	1.000	2011	2013
Livingston	14	10	4	0	.714	1977	1991
Long Beach State	8	6	2	0	.750	1995	2019
Louisiana-Lafayette -2	6	3	3	0	.500	1968	2014
Louisiana-Monroe -3	41	30	10	1	.732	1968	2017
Louisiana Tech -4	35	25	10	0	.714	1912	2003
Louisville	16	8	8	0	.500	1991	2019
Loyola-New Orleans	4	2	2	0	.500	1956	1957
McNeese State	6	3	3	0	.500	1967	2003
Maine	4	4	0	0	1.000	2005	2006
Marion	1	1	0	0	1.000	1910	1910
Maryland	1	0	1	0	.000	2015	2015
Memphis' O'Harrigans	1	1	0	0	1.000	1910	1910
Memphis -5	150	97	53	0	.647**	1916	2019
Memphis Univ. School	2	2	0	0	1.000	1902	1902
Mercer	1	0	1	0	.000	2009	2009
Meridian	6	1	5	0	.167	1928	1950
Meridian CSL	1	0	1	0	.000	1954	1954
Miami (FL)	5	1	4	0	.200	1977	2008
Miami (OH)	3	2	1	0	.667	2012	2012
Michigan State	2	2	0	0	1.000	1931	1931
Middle-Tennessee State	18	6	12	0	.333	1978	1995

Opponent	GP	W	L	T	Pct.	First Meeting	Last Meeting
Missaps	38	27	10	1	.724	1912	1947
Minnesota	15	10	5	0	.667**	1930	2008
Mississippi Valley State	3	3	0	0	1.000	2002	2002
Mississippi State	469	213	251	5	.459**	1893	2019
Mississippi College	41	33	8	0	.805	1910	1995
Missouri	21	11	10	0	.524	1958	2019
Missouri-St. Louis	2	1	1	0	.500	1971	1971
Monmouth (NJ)	2	2	0	0	1.000	1999	2009
Morehead State	19	15	4	0	.789	1977	1999
Murray State	24	20	3	1	.854**	1964	2018
Navy	2	2	0	0	1.000	1988	1988
New Hampshire	1	1	0	0	1.000	1956	1956
New Orleans	13	10	3	0	.769**	1980	2018
New York	1	1	0	0	1.000	1969	1969
New York Tech	3	3	0	0	1.000	2003	2003
Nicholls State	25	16	8	1	.667	1962	2017
North Alabama	10	8	2	0	.800	1983	2019
North Carolina	4	4	0	0	1.000	1964	1969
Northern Illinois -6	7	7	0	0	1.000	1939	1970
Northwestern	3	3	0	0	1.000	1996	1996
Northwestern (La.) State	4	3	1	0	.750	2005	2008
Notre Dame	5	4	1	0	.800	1953	1997
Oakland	3	3	0	0	1.000	2010	2010
Ohio State	3	2	1	0	.667	1977	1977
Oklahoma	6	4	2	0	.667	1992	2005
Oklahoma State	3	0	3	0	.000	1993	2001
Old Dominion	2	1	1	0	.500	1995	1995
Oral Roberts	5	2	2	0	.500	1982	1982
Pensacola Navy	1	1	0	0	1.000	1950	1950
Purdue	3	3	0	0	1.000	2005	2005
Rhode Island	3	3	0	0	1.000	2013	2013
Rhodes	3	3	0	0	1.000	1989	1989
Rice	3	1	2	0	.333	1992	2005
S.L.I.	4	2	2	0	.500	1940	1940
St. Francis (NY)	1	1	0	0	1.000	2001	2001
St. John's	2	1	1	0	.500	2010	2010
Saint Louis	9	9	0	0	1.000	1983	2018
St. Olaf	1	1	0	0	1.000	1990	1990
Sam Houston State	5	5	0	0	1.000	2005	2007
Samford	8	5	3	0	.625	1991	2011
SE Louisiana	23	17	6	0	.739	1959	2014
SE Missouri State	18	16	2	0	.889	1996	2016
SW Missouri State	4	1	3	0	.250	1991	2005
South Alabama	31	17	14	0	.549**	1971	2009
South Carolina	61	24	37	0	.393**	1994	2018
Southern (Baton Rouge)	2	2	0	0	1.000	1969	2001
Southern California	4	0	4	0	.000	1964	1997
Southern Illinois	13	10	3	0	.769	1958	2005
Southern Miss	128	77	51	0	.602**	1916	2019
Southwestern - 7	7	6	1	0	.857	1910	1929
Stetson	7	6	1	0	.857	2003	2015
T.M.I.	2	2	0	0	1.000	1923	1923
Tate County A.H.S.	4	4	0	0	1.000	1923	1923
TCU	1	0	1	0	.000	2017	2017
Tennessee	91	50	41	1	.549**	1907	2019
Tennessee-Chattanooga	1	0	1	0	.000	1971	1971
Tennessee Tech	7	5	2	0	.714	1956	2018
Texas	19	5	14	0	.263	1900	2005
Texas-Arlington	1	0	1	0	.000	2003	2003
Texas A&M	29	16	13	0	.552	1998	2019
Texas Christian	17	9	8	0	.529	1994	2014
Texas Southern	1	1	0	0	1.000	1992	1992
Texas Tech	1	0	1	0	.000	2017	2017
Troy State	5	5	0	0	1.000	1977	1995
Tulane	130	89	39	2	.685	1898	2019
UAB	26	16	10	0	.615	1981	2019
UCF-11	7	5	2	0	.714	1995	2015
UCLA	3	3	4	0	.429**	1969	2007
UC-Riverside	1	1	0	0	.000	1969	1969
ULM	2	2	0	0	1.000	2014	2014
UNC-Wilmington	6	6	0	0	1.000	2012	2017
Union -8	25	22	3	0	.880	1902	1991
University of the South -9	4	4	0	0	1.000	1910	1910
UT Martin-12	19	18	1	0	.947	1992	2019
Utah	1	0	1	0	.000	2016	2016
Vanderbilt	128	66	60	2	.523**	1900	2019
Vermont	3	3	0	0	1.000	2009	2009
Virginia	8	2	6	0	.250	1972	2014
Virginia Tech	1	1	0	0	1.000	1969	1969
Washington	3	2	1	0	.667	2004	2014
West Florida	1	1	0	0	1.000	1984	1984
Western Illinois -10	3	3	0	0	1.000	1947	1982
Western Michigan	3	3	0	0	1.000	2003	2003
West Virginia	2	1	1	0	1.000	1964	1998
Western Kentucky	9	5	4	0	.556	1994	2011
Wheaton	2	2	0	0	1.000	1955	1955
Wichita State	2	0	2	0	.000	2003	2003
William & Mary	5	2	3	0	.400	2013	2015
William Carey	7	5	2	0	.714	1973	1994
Winthrop	3	3	0	0	1.000	2018	2018
Wisconsin	4	3	1	0	.750	1924	1925
Wright State	11	7	4	0	.636	2007	2019

* - Includes a forfeit game from 1902.

1- Played an exhibition game in 1951 and did not count in overall that year's overall record.

LEGEND: Original

**1956 SEC CHAMPIONSHIP SERIES**

Game 1 — at Florida 8, Ole Miss 3
Game 2 — Florida 5, at Ole Miss 1

1959 SEC CHAMPIONSHIP SERIES

Game 1 — Georgia Tech 4, at Ole Miss 3
Game 2 — Ole Miss 8, at Georgia Tech 5
Game 3 — at Ole Miss 11, Georgia Tech 7

1960 SEC CHAMPIONSHIP SERIES

Game 1 — Ole Miss 15, at Florida 7
Game 2 — at Ole Miss 6, Florida 1

1963 SEC CHAMPIONSHIP SERIES

Game 1 — at Ole Miss 7, Auburn 5
Game 2 — at Auburn 7, Ole Miss 4
Game 3 — at Auburn 6, Ole Miss 2

1964 SEC CHAMPIONSHIP SERIES

Game 1 — at Auburn 10, Ole Miss 9
Game 2 — at Ole Miss 7, Auburn 0
Game 3 — at Ole Miss 5, Auburn 0

1967 SEC CHAMPIONSHIP SERIES

Game 1 — Auburn 2, at Ole Miss 1
Game 2 — at Auburn 9, Ole Miss 6

1969 SEC CHAMPIONSHIP SERIES

Game 1 — at Ole Miss 8, Florida 2
Game 2 — Ole Miss 4, at Florida 1

1972 SEC CHAMPIONSHIP SERIES

Game 1 — Ole Miss 5, at Vanderbilt 3
Game 2 — at Ole Miss 5, Vanderbilt 4

1977 SEC TOURNAMENT

at Oxford

Game 1 — Ole Miss 9, Vanderbilt 7
W- Ferrell (5-2) L- Sanderson
Game 2 — Florida 5, Ole Miss 4
W- Stamper L- Ferrell (5-3)
Game 3 — Ole Miss 11, Mississippi State 3
W- Ziblich (11-3) L- Maher
Game 4 — Ole Miss 7, Florida 6
W- Purvis (5-1) L- Abell
Game 5 — Ole Miss 7, Florida 4
W- Calhoun (8-5) L- Baumgarten

1980 SEC TOURNAMENT

at Gainesville, Florida

Game 1 — Ole Miss 3, Florida 2
W- Calhoun L- Mikesell
Game 2 — Auburn 7, Ole Miss 4
W- Constan L- Adams
Game 3 — Vanderbilt 21, Ole Miss 0
W- Jahnke L- Davis

1982 SEC TOURNAMENT

at Gainesville, Florida

Game 1 — Ole Miss 10, Tennessee 4
W- Farmer (7-4) L- Carson
Game 2 — Florida 8, Ole Miss 7
W- Krsnich L- Renfro (6-1)
Game 3 — Tennessee 12, Ole Miss 11
W- Farmer (7-4) L- Carson

1993 SEC WESTERN DIVISION TOURNAMENT

at Baton Rouge, Louisiana

Game 1 — LSU 6, Ole Miss 1
W- Sirotko (8-5) L- McNeese (6-6)
Game 2 — Ole Miss 4, Alabama 2
W- Ryan (7-3) L- Shoemaker (3-3)
Game 3 — Mississippi State 3, Ole Miss 2
W- Rath (7-5) L- Young (2-8)

1994 SEC WESTERN DIVISION TOURNAMENT

at Oxford

Game 1 — Mississippi State 4, Ole Miss 1
W- Rath (10-3) L- McNeese (6-7)
Game 2 — Ole Miss 5, Alabama 4
W- Barbour (1-2) L- Stubbs (4-7)
Game 3 — Mississippi State 10, Ole Miss 2
W- Loewer (7-5) L- Young (3-4)

1995 SEC WESTERN DIVISION TOURNAMENT

at Starkville, Mississippi

Game 1 — Arkansas 5, Ole Miss 2
W- Carnes (7-4) L- Price (11-4)
Game 2 — Auburn 10, Ole Miss 3
- Morrison (11-2) L- Callaway (6-7)

1999 SEC TOURNAMENT

at Birmingham, Alabama

Game 1 — Alabama 7, Ole Miss 6
W- Green (5-1) L- McAvoy (8-5)
Game 2 — Ole Miss 2, South Carolina 0
W- McShea (6-3) L- Bouknight (7-4)
Game 3 — Mississippi State 2, Ole Miss 0
W- Brock (4-0) L- N. Lyons (4-4)

2001 SEC TOURNAMENT

at Birmingham, Alabama

Game 1 — Ole Miss 17, Tennessee 6
W- Montrenes (10-4) L- Parker (4-3)
Game 2 — LSU 13, Ole Miss 2
W- Mestepey (10-3) L- Yates (7-3)
Game 3 — Ole Miss 7, Florida 6
W- Bradshaw (4-1) L- Hart (3-3)
Game 4 — LSU 12, Ole Miss 6
W- Nugent (7-2) L- Gray (3-3)

2003 SEC TOURNAMENT

at Birmingham, Alabama

Game 1 — Mississippi State 5, Ole Miss 4 (12 innings)
W- Gant (4-1) L- B. Wright (4-4)
Game 2 — Ole Miss 8, Arkansas 7
W- Pettway (1-0) L- Boyce (5-5)
Game 3 — Mississippi State 4, Ole Miss 1
W- Gant (5-1) L- Holliman (4-7)

2004 SEC TOURNAMENT

at Birmingham, Alabama

Game 1 — South Carolina 7, Ole Miss 6 (10 innings)
W- Blackwell (4-3) L- Head (6-2)
Game 2 — Arkansas 4, Ole Miss 3
W- Boyce (8-2) L- Cupps (3-4)

2005 SEC TOURNAMENT

at Birmingham, Alabama

Game 1 — Ole Miss 3, Alabama 1
W- Holliman (7-3) L- LeBlanc (4-5)
Game 2 — Florida 10, Ole Miss 7
W- Porter (2-1) L- Head (7-3)
Game 3 — Ole Miss 5, Alabama 3
W- Pettway (2-1) L- Robertson (7-5)
Game 4 — Ole Miss 14, Florida 1
W- Cupps (8-3) L- Ball (6-4)
Game 5 — Ole Miss 4, Florida 2
W- Baumgardner (2-1) L- Boss (6-4)
Game 6 — Mississippi State 4, Ole Miss 1
W- Dunn (6-2) L- Holliman (7-4)

2006 SEC TOURNAMENT

at Birmingham, Alabama

Game 1 — Ole Miss 9, Arkansas 4
W- Kline (4-2) L- Schmidt (9-3) S- Satterwhite (2)
Game 2 — Ole Miss 12, LSU 1
W- Bukvich (6-5) L- Coleman (5-6)
Game 3 — Ole Miss 9, Alabama 2
W- Lynn (6-3) L- Davis (1-3)
Game 4 — Ole Miss 9, Vanderbilt 3
W- Rodriguez (4-3) L- Rhoden (3-1) S- Kline (3)

2007 SEC TOURNAMENT

at Birmingham, Alabama

Game 1 — Ole Miss 3, Mississippi State 1
W- Kline (6-2) L- Pigott (5-6)
Game 2 — Ole Miss 6, Tennessee 3
W- Lynn (7-4) L- Cobb (8-6) S- Satterwhite (4)
Game 3 — Vanderbilt 13, Ole Miss 1 (8 innings)
W- Crowell (4-1) L- Bukvich (7-3)
Game 4 — Vanderbilt 7, Ole Miss 6 (10 innings)
W- Weathers (11-2) L- Satterwhite (4-4)

2008 SEC TOURNAMENT

at Birmingham, Alabama

Game 1 — Ole Miss 4, Georgia 1
W- Lynn (7-3) L- Montgomery (2-2) S- Bittle (8)
Game 2 — Ole Miss 8, Kentucky 7
W- Morgan (3-0) L- Green (8-6)
Game 3 — Vanderbilt 7, Ole Miss 4
W- Jacobson (2-4) L- McKean (4-1) S- Brewer (8)
Game 4 — Ole Miss 8, Vanderbilt 7
W- Morgan (4-0) L- Hayes (2-1)
Game 5 — LSU 8, Ole Miss 2
W- Coleman (6-0) L- Baker (3-5)

2009 SEC TOURNAMENT

at Birmingham, Alabama

Game 1 — Georgia 6, Ole Miss 3
W- Grimm (3-4) L- Pomeranz (6-4)
Game 2 — Florida 12, Ole Miss 2
W- DeScaffini (6-3) L- Bukvich (9-3)

2010 SEC TOURNAMENT

at Birmingham, Alabama

Game 1 — Ole Miss 3, South Carolina 0
W- Pomeranz (8-2) L- Belcher (3-1) S- Huber (11)
Game 2 — Alabama 6, Ole Miss 3
W- Kilcrease (6-2) L- Barrett (7-4) S- Smith (4)
Game 3 — Ole Miss 10, Auburn 7 (10 innings)
W- Tracy (4-3) L- Ray (2-3) S- Huber (12)
Game 4 — LSU 8, Ole Miss 0 (7 Innings)
W- Alsup (4-0) L- McKean (4-2)

2012 SEC TOURNAMENT

at Birmingham, Alabama

Game 1 — Kentucky 2, Ole Miss 0
W- Reed (5-2) L- Wahl (6-3) S- Rogers (1)
Game 2 — Ole Miss 2, Arkansas 0
W- Mayers (5-3) L- Baxendale (7-4) S- Huber (10)
Game 3 — LSU 11, Ole Miss 2
W- Gausman (10-1) L- Bailey (2-2)

2013 SEC TOURNAMENT

at Birmingham, Alabama

Game 1 — Ole Miss 4, Kentucky 1
W- Mayers (5-5) L- Grundy (6-6) S- Bailey (4)
Game 2 — Arkansas 2, Ole Miss 1 (10 Innings)
W- Beeks (6-1) L- Greenwood (3-5)
Game 3 — Alabama 7, Ole Miss 5 (10 Innings)
W- Hawley (5-2) L- Bailey (4-2)

2014 SEC TOURNAMENT

at Birmingham, Alabama

Game 1 — Arkansas 2, Ole Miss 1
W- Oliver (8-4) L- Ellis (9-1) S- Stone (2)
Game 2 — Ole Miss 7, Vanderbilt 2
W- Greenwood (2-1) L- Beede (7-7)
Game 3 — Arkansas 7, Ole Miss 8
W- Gunn (4-2) L- Short (3-3) S- Stone (3)

2015 SEC TOURNAMENT

at Birmingham, Alabama

Game 1 — Alabama 6, Ole Miss 1
W- Bramblett (8-3) L- Weathersby (4-2)

2016 SEC TOURNAMENT

at Birmingham, Alabama

Game 1 — Ole Miss 5, Georgia 1
W- Bramblett (8-3) L- Holder (4-5)
Game 2 — Ole Miss 10, South Carolina 4
W- Parkinson (5-3) L- Schmidt (9-3)
Game 3 — Ole Miss 12, Vanderbilt 9
W- McArthur (6-1) L- Sheffield (8-5)
Game 4 — Texas A&M 12, Ole Miss 8
W- Martin (2-1) L- Short (2-2)

2017 SEC TOURNAMENT

at Birmingham, Alabama

Game 1 — Auburn 5, Ole Miss 4
W- Mize (7-2) L- Stokes (2-2)

2018 SEC TOURNAMENT

at Birmingham, Alabama

Game 1 — Auburn 9, Ole Miss 3
W- Burns (6-4), L- Holston (2-1)
Game 2 — Ole Miss 5, Georgia 4 (10 innings)
W- Caracci (4-2), L- Schunk (2-2)
Game 3 — Ole Miss 7, Auburn 0
W- McArthur (6-0), L- Mitchell (2-2)
Game 4 — Ole Miss 2, Texas A&M 1
W- Fowler (7-0), L- Kilkenny (8-4), S- Ethridge (3)
Game 5 — Ole Miss 9, LSU 1
W- Rolison (9-4), L- Gilbert (3-5)

2019 SEC TOURNAMENT

at Birmingham, Alabama

Game 1 — Ole Miss 2, Missouri 1
W- Ethridge (6-6) L- Cantleberry (4-5) S- Olenek (2)
Game 2 — #4 Arkansas 5, Ole Miss 3
W- Kopps (6-3) L- Phillips (4-3) S- Cronin (11)
Game 3 — Ole Miss 1, #15 Texas A&M 0
W- Nkhazay (7-3) L- Miller (4-2) S- Caracci (9)
Game 4 — Ole Miss 3, #4 Arkansas 2
W- Miller (5-2) L- Vermillion (4-1) S- Caracci (10)
Game 5 — Ole Miss 5, #7 Georgia 3
W- Cioffi (2-2) L- Loecey (10-2) S- Caracci (11)
Game 6 — #2 Vanderbilt 11, Ole Miss 10
W- Brown (3-1) L- Miller (5-3)

ALL-TIME SEC TITLES

Title(s)	Year
Division	1954
Division	1956
Regular Season, West	1959
Regular Season, West	1960
Western Division	1963
Regular Season, West	1964
Western Division	1967
Regular Season, West	1969
Regular Season, West	1972
Tournament, Regular Season, West	1977
Western Division	1982
Western Division	2005
Tournament	2006
Regular Season, West	2009
Western Division	2014
Tournament, West	2018

OLE MISS VS. SEC TOURNAMENT OPPONENTS

Opponent	W	L	Meetings	Win Pct.
Alabama	5	4	9	0.556
Arkansas	4	6	10	0.400
Auburn	5	10	15	0.333
Florida	10	6	16	0.625
Georgia	4	1	5	0.800
Georgia Tech	2	1	3	0.667
Kentucky	2	1	3	0.667
LSU	2	6	8	0.250
Mississippi State	2	7	9	0.222
Missouri	1	0	1	1.000
South Carolina	3	1	4	0.750
Tennessee	3	1	4	0.750
Texas A&M	2	1	3	0.667
Vanderbilt	7	5	12	0.583
Totals	52	50	102	0.510



NCAA TOURNAMENT RESULTS

1956 NCAA DISTRICT III PLAYOFFS

at Gastonia, North Carolina

- Game 1 — Ole Miss 4, Tennessee Tech 3
Game 2 — Ole Miss 3, Tennessee Tech 2
Game 3 — Duke 4, Ole Miss 2
Game 4 — Ole Miss 6, Duke 2
Game 5 — Ole Miss 7, Duke 1

1956 COLLEGE WORLD SERIES

at Omaha, Nebraska

- Game 1 — Ole Miss 13, New Hampshire 12
Game 2 — Ole Miss 4, Bradley 0
Game 3 — Minnesota 13, Ole Miss 5
Game 4 — Arizona 7, Ole Miss 3

1964 NCAA DISTRICT III PLAYOFFS

at Gastonia, North Carolina

- Game 1 — Ole Miss 11, West Virginia 0
Game 2 — Ole Miss 4, North Carolina 3
Game 3 — Ole Miss 13, North Carolina 1

1964 COLLEGE WORLD SERIES

at Omaha, Nebraska

- Game 1 — Southern California 3, Ole Miss 2
Game 2 — Arizona State 5, Ole Miss 0

1969 NCAA DISTRICT III PLAYOFFS

at Gastonia, North Carolina

- Game 1 — Ole Miss 7, Virginia Tech 6 (11)
Game 2 — Ole Miss 6, North Carolina 5
Game 3 — Ole Miss 5, North Carolina 2

1969 COLLEGE WORLD SERIES

at Omaha, Nebraska

- Game 1 — New York 8, Ole Miss 3
Game 2 — Ole Miss 8, Southern Illinois 1
Game 3 — Texas 14, Ole Miss 1

1972 NCAA DISTRICT III PLAYOFFS

at Gastonia, North Carolina

- Game 1 — Ole Miss 9, Jacksonville 3
Game 2 — Virginia 9, Ole Miss 3
Game 3 — Ole Miss 8, Florida State 3
Game 4 — Ole Miss 8, South Alabama 4
Game 5 — Ole Miss 12, South Alabama 1

1972 COLLEGE WORLD SERIES


at Omaha, Nebraska

- Game 1 — Southern California 8, Ole Miss 6
Game 2 — Texas 9, Ole Miss 8

1977 NCAA SOUTH REGIONAL

at Miami, Florida

- Game 1 — Clemson 8, Ole Miss 7 (L- Purvis, 5-2)
Game 2 — Ole Miss 5, Morehead State 2 (W- Calhoun, 9-5)
Game 3 — Miami (FL) 5, Ole Miss 2 (L- Ladd, 4-3)



Ole Miss head coach Tom Swayze (1951-71) led the Rebels to three College World Series appearances.



Joe Gibbon helped the Rebels advance to the College World Series for the first time in program history in 1956. It was the first ever NCAA Tournament appearance for the Rebels and marked the first of five College World Series appearances for Ole Miss to date.

1995 NCAA ATLANTIC I REGIONAL

Game 1 • May 25

Dick Howser Stadium • Tallahassee, Fla.

Ole Dominion 5, Ole Miss 3

Ole Dominion 001 300 100 - 5 14 2

Ole Miss 000 000 210 - 3 6 1

W- Wheeler (7-1) L- Price (11-5) SV- Walker (2)

HR- Symmonds, OD (9), Dellucci, UM (14)

ATT- 750 T- 2:17

Game 2 • May 26

Dick Howser Stadium • Tallahassee, Fla.

Ole Miss 8, Troy State 5

Ole Miss 000 000 134 - 8 15 1

Troy State 021 000 002 - 5 9 0

W- Callaway (7-7) L- Ludington (6-6) SV- DeYoung (3)

HR- Abernathy, UM (10), Dellucci, UM (15), Johnson, UM (5)

ATT- 1,034 T- 3:02

Game 3 • May 27

Dick Howser Stadium • Tallahassee, Fla.

Ole Miss 10, Central Florida 4

Ole Miss 020 302 111 - 10 15 2

Central Florida 000 300 010 - 4 8 3

W- McNeese (10-4) L- Gomes (8-1)

HR- Bryan, UM (1), Harrelson, UM (2), Johnson, UM (8)

ATT- 1,011 T- 2:38

Game 4 • May 27

Dick Howser Stadium • Tallahassee, Fla.

Ole Miss 5, Old Dominion 4

Ole Miss 301 000 010 - 5 11 1

Old Dominion 200 010 010 - 4 8 2

W- Young (5-1) L- O'Reilly (5-4)

HR- Abernathy, UM (11), Dellucci, UM (16)

ATT- 1,006 T- 2:22

Game 5 • May 28

Dick Howser Stadium • Tallahassee, Fla.

Florida State 13, Ole Miss 1

Florida State 214 004 200 - 13 13 1

Ole Miss 000 100 000 - 1 7 0

W- Morgan (4-2) L- Price (11-6)

HR- Martin, FSU (9), Mientkiewicz, FSU 2 (17), Dellucci, UM (17)

ATT- 3,761 T- 2:34

OLE MISS ATLANTIC I REGIONAL STATISTICS

BATTING

BATTER	G	AB	R	H	Avg.	2B	3B	HR	RBI	SB
Morgan	5	10	1	5	.500	1	1	0	2	0
MacMillan	4	7	1	3	.429	0	0	0	1	0
Harrelson	5	19	3	8	.421	1	0	1	2	0
Johnson	5	20	4	7	.350	0	0	0	1	0
Dellucci	5	21	4	7	.333	0	0	4	4	2
Lewis	5	20	2	6	.300	0	0	0	1	0
Afenir	5	19	3	5	.263	2	0	1	1	0
Abernathy	4	12	2	3	.250	1	0	1	4	0

Mensik	5	17	3	4	.235	0	0	0	0	1
Ignatius	5	18	2	4	.222	1	0	0	4	1
Bryan	3	9	2	2	.222	0	1	1	4	0
Huisman	1	2	0	0	.000	0	0	0	0	0
Knight	2	0	0	0	.000	0	0	0	0	0
TOTALS	5	179	27	54	.302	6	2	8	24	4

PITCHING

PITCHER	G-GS	W-L-S	ERA	IP	H	ER	BB	SO
McKenzie	1-0	0-0-1	0.00	2.0	1	0	1	3
Easterling	1-0	0-0-0	0.00	1.0	0	0	1	1
McNeese	1-1	1-0-0	1.00	9.0	8	1	3	3
Young	1-1	1-0-0	3.86	7.0	7	3	3	4
Callaway	1-1	1-0-0	4.15	8.2	9	4	4	6
Price	2-2	0-2-0	8.18	11.0	21	10	2	4
Vowell	1-0	0-0-0	6.00	3.0	3	2	2	1
DeYoung	2-0	0-0-1	13.51	3.1	3	5	6	1
Barbour	1-0	0-0-0	99.99	0.0	0	1	2	0
TOTALS	5-5	3-2-2	5.20	45.0	52	26	24	23

1999 NCAA COLLEGE STATION REGIONAL

Game 1 • May 28

Olsen Field • College Station, Texas

#2 Long Beach State 4, #3 Ole Miss 3

Ole Miss 020 000 100 0 - 3 12 0

Long Beach 101 010 000 1 - 4 8 2

W- Ward (3-3) L- McAvoy (8-6)

HR- Rosamond, UM (18), Dobbs, LBS (8)

ATT- 4,476 T- 2:55

Game 2 • May 29

Olsen Field • College Station, Texas

#3 Ole Miss 12, #4 Monmouth (NJ) 3

Ole Miss 154 020 000 - 12 17 0

Monmouth (NJ) 000 003 000 - 3 6 1

W- McShea (7-3) L- Severino (3-3) SV- Morris (1)

HR- Hill, UM (2), Henderson, UM (9), Law, MU (8)

ATT- 4,476 T- 2:45

Game 3 • May 29

Olsen Field • College Station, Texas

#1 Texas A&M 13, #3 Ole Miss 7

Texas A&M 030 020 440 - 13 15 1

Ole Miss 003 000 031 - 7 15 0

W- M. Ward (8-0) L- N. Lyons (4-5)

HR- Holt, A&M 2 (30), Lindsey, A&M (14), Sobek, A&M (7),

Henderson, UM 2 (11)

ATT- 5,977 T- 2:40

OLE MISS COLLEGE STATION REGIONAL STATISTICS

BATTING

BATTER	G	AB	R	H	Avg.	2B	3B	HR	RBI	SB
Robinson	3	7	1	5	.714	2	0	0	1	0
Shelton	2	5	1	3	.600	0	0	0	0	0
Rosamond	3	14	2	8	.571	2	0	1	2	0
Henderson	3	14	6	7	.500	1	0	3	7	0



Hutchinson.....	3	10	3	4	.400	1	1	0	1	0
Davis.....	1	2	0	1	.500	0	0	0	0	0
Hill.....	3	12	3	4	.333	0	0	1	4	0
Huisman.....	3	12	1	4	.333	1	0	0	2	0
Williamson.....	2	7	1	2	.287	0	0	0	0	0
Harrison.....	3	9	3	2	.222	1	0	0	0	0
Voltz.....	2	5	0	1	.200	0	0	0	0	0
Mead.....	3	7	0	1	.143	0	0	0	1	0
Lafferty.....	2	8	1	1	.125	1	0	0	0	0
Massey.....	2	8	0	1	.125	0	0	0	2	0
Farrar.....	1	2	0	0	.000	0	0	0	0	0
Cox.....	1	2	0	0	.000	0	0	0	0	0
Morris.....	1	1	0	0	.000	0	0	0	0	0
TOTALS.....	3	125	22	44	.352	9	1	5	20	0

PITCHING										
PITCHER	G-GS	W-L-S	ERA	IP	H	ER	BB	SO		
Morris.....	1-0	0-0-1	0.00	3.1	2	0	1	2		
McShea.....	1-1	1-0-0	0.00	3.0	3	0	1	2		
Cramblitt.....	1-0	0-0-0	0.00	1.0	0	0	0	1		
Campbell.....	1-0	0-0-0	0.00	0.1	2	0	1	1		
McAvoy.....	1-1	0-1-0	3.86	9.1	8	4	0	3		
N. Lyons.....	1-1	0-1-0	9.00	5.0	7	5	2	3		
Dickens.....	1-0	0-0-0	10.12	2.2	1	3	6	1		
Goodwin.....	1-0	0-0-0	21.60	1.2	4	4	1	1		
Bukvich.....	1-0	0-0-0	36.00	1.0	2	4	2	1		
TOTALS.....	3-3	1-2-1	6.59	27.1	29	20	14	15		

2001 NCAA NEW ORLEANS REGIONAL

Game 1 • May 25

Turchin Stadium • New Orleans, La.

#3 Oklahoma State 5, #2 Ole Miss 4

Oklahoma St. 030 000 010 1 - 5 9 2

Ole Miss 100 000 201 0 - 4 8 0

W- Weaver (8-0) L- Bradshaw (4-2)

HR- Bollig, OSU (2), Scott, OSU (18)

ATT- 3,113 T- 3:38

Game 2 • May 26

Turchin Stadium • New Orleans, La.

#2 Ole Miss 10, #4 Southern 2

Ole Miss 410 200 102 - 10 9 2

Southern 000 000 002 - 2 3 1

W- Goodwin (5-2) L- Thomas (8-1)

HR- Hutchinson, UM 2 (14), Christian, UM (13)

ATT- 2,912 T- 2:38

Game 3 • May 26

Turchin Stadium • New Orleans, La.

#3 Oklahoma State 16, #2 Ole Miss 7

Ole Miss 320 010 100 - 7 10 4

Oklahoma St. 222 405 10x - 16 19 2

W- Rhodes (4-1) L- McShea (4-6)

HR- Christian, UM (14); Scott, OSU 2 (19)

ATT- 2,812 T- 3:16

OLE MISS NEW ORLEANS REGIONAL STATISTICS

BATTING										
BATTER	G	AB	R	H	Avg.	2B	3B	HR	RBI	SB
Hutchinson.....	3	13	6	7	.538	2	0	2	6	1
Christian.....	3	13	3	6	.462	1	0	2	6	0
Cox.....	3	11	4	4	.364	2	0	0	0	2
Robinson.....	3	6	0	2	.333	1	0	0	0	0
Farrar.....	3	8	0	2	.250	0	0	0	0	0
Jones.....	3	11	2	2	.182	0	0	0	0	0
Sterbens.....	3	14	2	2	.143	0	0	0	1	0
Waite.....	2	7	0	1	.143	0	0	0	2	0
Lafferty.....	3	12	1	1	.083	0	0	0	1	0
Tolbert.....	3	10	1	0	.000	0	0	0	2	0
Nugen.....	2	3	0	0	.000	0	0	0	0	0
Carter.....	2	0	1	0	.000	0	0	0	0	0
Conley.....	2	0	0	0	.000	0	0	0	0	0
Mossberg.....	2	0	1	0	.000	0	0	0	0	0
Walker.....	1	0	0	0	.000	0	0	0	0	0
TOTALS.....	3	108	21	27	.250	7	0	4	18	3

PITCHING										
PITCHER	G-GS	W-L-S	ERA	IP	H	ER	BB	SO		
Goodwin.....	1-1	1-0-0	0.00	9.0	3	0	1	7		
N. Lyons.....	1-0	0-0-0	0.00	2.0	1	0	1	2		
Morris.....	1-0	0-0-0	0.00	0.2	1	0	1	0		
Montresnes.....	1-1	0-0-0	4.70	7.2	8	4	4	9		
Bradshaw.....	1-0	0-1-0	5.40	1.2	0	1	1	1		
Yates.....	1-0	0-0-0	16.20	3.1	9	6	2	1		
McShea.....	1-1	0-1-0	18.00	2.0	7	4	0	1		
Posey.....	1-0	0-0-0	27.00	0.2	2	2	1	1		
TOTALS.....	3-3	1-2-0	5.33	27.0	27	17	20	20		

2003 NCAA HOUSTON REGIONAL

Game 1 • May 30

Reckling Field • Houston, Texas

#3 Wichita State 4, #2 Ole Miss 2

Wichita State 000 013 000 - 4 6 0

Ole Miss 000 101 000 - 2 9 2

W- Pelfrey (10-2) L- Beam (8-2)

HR- McCoola, WS (2); Smith, UM (5)

Game 2 • May 31

Reckling Field • Houston, Texas

#2 Ole Miss 7, #4 McNeese State 1

Ole Miss 000 102 130 - 7 11 2

McNeese State 001 000 000 - 1 3 2

W- Head (4-1) L- Marceaux (2-4)

HR- Swearingen, UM (6)

Game 3 • May 31

Reckling Field • Houston, Texas

#3 Wichita State 5, #2 Ole Miss 4

Ole Miss 201 000 010 - 4 12 3

Wichita State 111 000 101 - 5 9 0

W- Dennison (1-3) L- Cupps (4-3)

HR- Pettway, UM (8)

OLE MISS HOUSTON REGIONAL STATISTICS

BATTING										
BATTER	G	AB	R	H	Avg.	2B	3B	HR	RBI	SB
Mossberg.....	3	2	1	1	.500	1	0	0	0	1
Rogers.....	3	9	0	4	.444	0	0	0	0	0
Sterbens.....	3	12	1	5	.417	1	0	0	0	2
Smith.....	3	13	2	5	.385	3	0	1	2	0
Tolbert.....	3	8	1	3	.375	0	0	0	0	1
Head.....	3	14	2	5	.357	0	0	0	2	0
Swearingen.....	3	12	2	4	.333	1	0	1	2	1
Pettway.....	3	10	1	3	.300	1	0	1	3	0
Cliburn.....	1	4	1	1	.250	1	0	0	2	0
Waite.....	3	12	2	1	.083	0	0	0	0	0
Donovan.....	2	7	0	0	.000	0	0	0	0	0
Gunther.....	1	1	0	0	.000	0	0	0	0	0
Yarbrough.....	1	0	0	0	.000	0	0	0	0	0
TOTALS.....	3	104	13	32	.308	8	0	3	11	5

PITCHING										
PITCHER	G-GS	W-L-S	ERA	IP	H	ER	BB	SO		
Head.....	1-1	1-0-0	1.00	9.0	3	1	2	7		
B. Wright.....	1-1	0-0-0	3.00	6.0	7	2	3	1		
Cupps.....	1-0	0-1-0	3.38	2.2	2	1	1	0		
Beam.....	1-1	0-1-0	4.00	9.0	6	4	1	8		
TOTALS.....	3-3	1-2-0	2.70	26.2	18	8	7	16		

2004 NCAA OXFORD REGIONAL

Game 1 • June 4

Swayze Field • Oxford, Miss.

#4 Western Kentucky 1, #1 Ole Miss 0

Western Kentucky 010 000 000 - 1 6 0

Ole Miss 000 000 000 - 0 2 1

W- Hinchman (7-5) L- Head (6-3)

ATT- 5,038 T- 2:16

Game 2 • June 5

Swayze Field • Oxford, Miss.

#3 Washington 7, #1 Ole Miss 2

Washington 500 010 001 - 7 15 0

Ole Miss 000 101 000 - 2 7 0

W- Parker (4-3) L- Holliman (9-3)

HR- Head (13)

ATT- 4,374 T- 2:38

OLE MISS OXFORD REGIONAL STATISTICS

BATTING										
BATTER	G	AB	R	H	Avg.	2B	3B	HR	RBI	SB
Pettway.....	2	6	1	2	.333	0	0	0	0	0
Head.....	2	7	1	2	.286	0	0	1	1	0
Tolbert.....	2	6	0	1	.167	0	0	0	0	0
Babineaux.....	2	7	0	1	.143	0	0	0	1	0
Smith.....	2	7	0	1	.143	0	0	0	0	0
Presley.....	2	7	0	1	.143	0	0	0	0	0
Osteen.....	2	8	0	1	.125	0	0	0	0	0
Coghlan.....	2	8	0	0	.000	0	0	0	0	0
Gunther.....	2	4	0	0	.000	0	0	0	0	0
TOTALS.....	2	60	2	9	.150	0	0	1	2	0

PITCHING										
PITCHER	G-GS	W-L-S	ERA	IP	H	ER	BB	SO		
Thompson.....	1-0	0-0-0	0.00	0.1	0	0	0	0		
Head.....	1-1	0-1-0	1.00	9.0	6	1	4	3		
Maloney.....	1-0	0-0-0	2.25	8.0	10	2	0	9		
Holliman.....	1-1	0-1-0	67.50	0.2	5	5	3	2		
TOTALS.....	2-2	0-2-0	4.00	18.0	21	8	7	14		

2005 NCAA OXFORD REGIONAL

Game 1 • June 3

Swayze Field • Oxford, Miss.

#1 Ole Miss 5, #4 Maine 0

Maine 000 000 000 - 0 6 0

Ole Miss 100 102 01X - 5 12 0

W- Holliman (8-4) L- Norton (9-4)

Game 2 • June 4

Swayze Field • Oxford, Miss.

#1 Ole Miss 7, #2 Oklahoma 3

Ole Miss 100 102 003 - 7 14 2

Oklahoma 011 000 120 - 5 9 2

W- Maloney (8-2) L- Guerra (5-6) SV- Head (7)

Game 3 • June 5

Swayze Field • Oxford, Miss.

#1 Ole Miss 20, #2 Oklahoma 5

Ole Miss 250 002 641 - 20 25 2

Oklahoma 000 030 000 - 3 9 0

W- Fowler (7-2) L- Sandoval (3-3)

OLE MISS OXFORD REGIONAL STATISTICS

BATTING										
BATTER	G	AB	R	H	Avg.	2B	3B	HR	RBI	SB
Presley.....	3	3	2	3	1.000	1	0	1	4	0
Brashear.....	1	1	2	1	1.000	0	0	0	0	0
Hancock.....	1	1	0	1	1.000	0	0	0	0	0
Coghlan.....	3	14	7	8	.571	1	0	0	4	0
Gunther.....	3	11	3	6	.545	0	0	1	2	0
Head.....	3	12	4	6	.500	3	0	0	4	0
Ketchum.....	1	2	0	1	.500	0	0	0	1	0
Henry.....	3	13	4	6	.462	0	1	0	4	0
Osteen.....	3	14	1	6	.429	2	0	0	2	0
Franklin.....	3	9	2	3	.333	0	1	0	2	0
Cozart.....	3	13	4	4	.308	0	0	0	0	0
Wright.....	3	10	1	3	.300	1	0	1	4	0
Pettway.....	3	13	2	3	.231	0	0	1	2	0
Farr.....	1	1	0	0	.000	0	0	0	0	0
Barthel.....	1	1	0	0	.000	0	0	0	0	0
Mims.....	1	0	0	0	.000	0	0	0	0	0
TOTALS.....	3	118	32	51	.432	9	2	4	29	0

122



2009 NCAA OXFORD REGIONAL

Game 1 • May 29
Swayze Field • Oxford, Miss.
#1 Ole Miss 8, Monmouth 1
Monmouth 000 000 001 - 1 7 0
Ole Miss 310 030 13X - 8 10 1
W-Pomeranz (7-4) L- Brach (7-3)

Game 2 • May 30
Swayze Field • Oxford, Miss.
#1 Ole Miss 7, #2 Western Kentucky 4
Ole Miss 011 032 000 - 7 13 1
Western Kentucky 000 002 200 - 4 12 0
W-Irwin (8-3) L- Cameron (5-2) S- Morgan (9)

Game 3 • May 31
Swayze Field • Oxford, Miss.
#2 Western Kentucky 10, #1 Ole Miss 9
Western Kentucky 000 100 261 - 10 20 0
Ole Miss 030 022 200 - 9 11 1
W-Adcock (1-2) L- Baker (4-2) S- Krueger (2)

Game 4 • June 1
Swayze Field • Oxford, Miss.
#1 Ole Miss 4, #2 Western Kentucky 1
Ole Miss 000 001 030 - 4 10 2
Western Kentucky 000 000 100 - 1 2 1
W-Pomeranz (8-4) L-Adcock (1-3)

OLE MISS OXFORD REGIONAL STATISTICS

BATTING										
BATTER	G	AB	R	H	Avg.	2B	3B	HR	RBI	SB
Ferguson.....	3	4	2	5	.500	0	0	0	2	1
Button.....	4	9	4	4	.444	2	0	0	0	1
Power.....	4	16	4	6	.375	1	0	0	3	1
Henry.....	4	17	3	6	.353	1	0	0	4	1
Hubbard.....	4	3	1	1	.333	0	0	0	0	0
Miller.....	4	15	3	5	.333	0	1	0	2	0
Smith.....	4	16	4	5	.313	0	1	1	6	0
Ma. Snyder.....	4	13	2	4	.308	0	0	1	3	0
Mort.....	4	14	1	4	.286	0	0	0	2	0
Basham.....	4	4	0	1	.250	0	0	0	1	0
Travis.....	2	4	1	1	.250	1	0	0	2	0
Henson.....	4	14	2	3	.214	3	0	0	2	0
Phillips.....	3	10	1	2	.200	1	0	0	1	0
TOTALS.....	4	139	28	44	.317	9	2	2	28	4

PITCHING										
PITCHER	G-GS	W-L-S	ERA	IP	H	ER	BB	SO		
Goforth.....	2-0	0-0-0	0.00	1.0	1	0	2	0		
Pomeranz.....	2-2	2-0-0	0.53	17.0	7	1	3	26		
Bukvich.....	1-1	0-0-0	1.80	5.0	10	1	0	7		
Irwin.....	1-1	1-0-0	4.05	6.2	11	3	0	9		
Baker.....	1-0	0-1-0	4.50	2.0	1	1	0	2		
McKean.....	2-0	0-0-0	7.71	2.1	5	2	0	4		
Morgan.....	2-0	0-0-1	27.00	2.0	6	6	1	2		
TOTALS.....	4-4	3-1-1	3.50	36.0	41	14	6	50		

2009 NCAA OXFORD SUPER REGIONAL

Game 1 • June 5
Swayze Field • Oxford, Miss.
Ole Miss 4, Virginia 3 (12)
Virginia 010 020 000 000 - 3 11 2
Ole Miss 000 101 001 001 - 4 10 2
W-Morgan (4-1) L-Arico (2-3)

Game 2 • June 6
Swayze Field • Oxford, Miss.
Virginia 4, Ole Miss 3
Ole Miss 200 001 000 - 3 6 2
Virginia 001 100 002 - 4 8 0
W-Carraway (8-1) L-Goforth (1-1) S-Packer (3)

Game 3 • June 7
Swayze Field • Oxford, Miss.
Virginia 5, Ole Miss 1
Ole Miss 100 000 000 - 1 7 3
Virginia 000 130 01X - 5 9 2
W-Wilson (9-3) L-Baker (4-3)

OLE MISS OXFORD SUPER REGIONAL STATISTICS

BATTING										
BATTER	G	AB	R	H	Avg.	2B	3B	HR	RBI	SB
Miller.....	3	13	2	5	.385	2	0	0	0	0
Henson.....	3	11	0	4	.364	0	0	0	1	0
Basham.....	2	3	0	1	.333	0	0	0	0	0
Henry.....	3	11	2	3	.273	2	0	0	0	3
Ferguson.....	3	4	0	1	.250	0	0	0	0	0
Smith.....	3	13	1	3	.231	0	0	1	2	0
Travis.....	2	5	0	1	.200	1	0	0	1	0
Power.....	3	12	1	2	.167	0	0	1	3	0
Mort.....	3	13	0	2	.154	0	0	0	1	0
Button.....	3	8	1	1	.125	0	0	0	0	0
Hubbard.....	3	1	0	0	.000	0	0	0	0	0
Phillips.....	2	5	0	0	.000	0	0	0	0	0
Ma. Snyder.....	3	6	1	0	.000	0	0	0	0	0
TOTALS.....	3	105	8	23	.219	5	0	2	8	3

PITCHING										
PITCHER	G-GS	W-L-S	ERA	IP	H	ER	BB	SO		
Goforth.....	2-0	0-1-0	0.00	3.0	2	0	1	3		
McKean.....	1-0	0-0-0	0.00	1.1	1	0	1	1		
Morgan.....	2-0	1-0-0	1.93	4.2	4	1	2	4		
Pomeranz.....	1-1	0-0-0	2.57	7.0	7	2	3	10		
Baker.....	1-1	0-1-0	3.60	5.0	5	2	1	6		
Irwin.....	1-1	0-0-0	3.86	7.0	9	3	2	5		
TOTALS.....	3-3	1-2-0	2.57	28.0	28	8	10	29		

2010 NCAA CHARLOTTEVILLE REGIONAL

Game 1 • June 4
Davenport Field • Charlottesville, Va.
#2 Ole Miss 10, #3 St. John's 5
St. John's 000 000 032 - 5 9 1
Ole Miss 021 310 03X - 10 9 1
W-Pomeranz (9-2) L-Hansen (8-2) S-McKean (1)

Game 2 • June 5
Davenport Field • Charlottesville, Va.
#1 Virginia 13, #2 Ole Miss 7
Ole Miss 003 030 100 - 7 9 3
Virginia 124 401 010 - 13 17 0
W-Hultzen (10-1) L-Barrett (7-5) S-Kline (3)

Game 3 • June 6
Davenport Field • Charlottesville, Va.
#3 St. John's 20, #2 Ole Miss 16
Ole Miss 031 110 145 - 16 18 0
St. John's 800 115 05X - 20 22 3
W-Kern (7-5) L-Goforth (1-6) S-None

OLE MISS CHARLOTTEVILLE REGIONAL STATISTICS

BATTING										
BATTER	G	AB	R	H	Avg.	2B	3B	HR	RBI	SB
Miller.....	3	11	2	5	.455	1	0	0	2	0
Mathis.....	3	7	2	3	.429	0	1	0	2	0
Smith.....	3	15	5	6	.400	0	0	0	3	0
Mort.....	3	10	5	4	.400	3	0	0	1	0
Hashman.....	3	13	4	5	.385	1	0	1	6	0
Ma. Snyder.....	3	13	4	5	.385	1	0	2	7	0
Yarbrough.....	3	12	2	3	.250	0	1	1	4	0
Hamblin.....	3	8	4	2	.250	0	0	1	2	0
Mi. Snyder.....	2	4	0	1	.250	0	0	0	0	0
Ferguson.....	3	13	4	2	.154	0	0	1	3	0
TOTALS.....	3	106	33	36	.340	6	2	6	30	0

PITCHING										
PITCHER	G-GS	W-L-S	ERA	IP	H	ER	BB	SO		
Pomeranz.....	1-1	1-0-0	2.57	7.0	7	2	3	5		
Tracy.....	1-0	0-0-0	4.15	4.1	6	2	2	1		
Rothlin.....	1-0	0-0-0	6.75	2.2	5	3	1	1		
Barrett.....	1-1	0-1-0	10.12	2.2	6	3	3	1		
Callender.....	1-0	0-0-0	16.20	1.2	2	3	4	0		
Huber.....	1-0	0-0-0	23.14	2.1	8	6	0	0		
McKean.....	2-0	0-0-1	27.00	1.1	5	4	0	0		
Crouse.....	1-0	0-0-0	36.00	1.0	5	4	1	2		
Goforth.....	1-1	0-1-0	94.50	0.2	4	7	3	1		
TOTALS.....	4-4	3-1-1	3.50	36.0	41	14	6	50		

2012 NCAA COLLEGE STATION REGIONAL

Game 1 • June 1
Olson Field at Blue Bell Park Field • College Station, Texas
#3 Ole Miss 6, #2 TCU 2
Ole Miss 000 002 040 - 6 8 0
TCU 100 100 000 - 2 5 1
W-Wahl (7-3) L-Finnegan (3-4) S-None

Game 2 • June 2
Olson Field at Blue Bell Park Field • College Station, Texas
#3 Ole Miss 6, #1 Texas A&M 3
Texas A&M 002 000 100 - 3 5 3
Ole Miss 002 202 00X - 6 11 1
W-Mayers (6-3) L-Stripling (10-4) S-Hively (4)

Game 3 • June 3
Olson Field at Blue Bell Park Field • College Station, Texas
#2 TCU 5, #3 Ole Miss 2
TCU 000 211 100 - 5 8 1
Ole Miss 100 001 000 - 2 6 2
W-Finnegan (4-4) L-Hively (5-6) S-Scharf (4)

Game 4 • June 4
Olson Field at Blue Bell Park Field • College Station, Texas
#2 TCU 7, #3 Ole Miss 4
Ole Miss 100 020 001 - 4 11 1
TCU 000 221 20X - 7 10 2
W-Scharf (4-2) L-Wahl (7-4) S-None

OLE MISS COLLEGE STATION REGIONAL STATISTICS

BATTING										
BATTER	G	AB	R	H	Avg.	2B	3B	HR	RBI	SB
Mathis.....	4	14	8	8	.571	3	0	0	2	0
Mistone.....	4	14	3	6	.429	1	0	0	0	0
Gatlin.....	1	3	0	1	.333	0	0	0	1	0
Snyder.....	4	16	0	5	.313	1	0	0	6	0
Kirksey.....	4	11	1	3	.273	1	0	0	1	0
Yarbrough.....	4	16	4	4	.250	0	1	0	2	0
Allen.....	4	12	0	3	.250	0	0	0	0	0
Bousfield.....	4	14	1	3	.214	0	0	0	2	0
Orvis.....	4	13	0	2	.154	0	0	0	2	0
J. Overbey.....	4	12	0	1	.083	0	0	0	0	0
Jamison.....	4	2	0	0	.000	0	0	0	0	0



Drew Pomeranz turned in an amazing performance in the 2009 Regional Championship game against Western Kentucky, striking out 16 batters to push the Rebels into the NCAA Super Regional against Virginia.



NCAA TOURNAMENT RESULTS

P. Overbey.....	1	2	0	0	.000	0	0	0	0	0
Newalu.....	2	1	1	0	.000	0	0	0	0	0
Knight.....	3	1	0	0	.000	0	0	0	0	0
TOTALS.....	4	131	18	36	.275	6	1	0	17	0

PITCHING										
PITCHER	G-GS	W-L-S	ERA	IP	H	ER	BB	SO		
Greenwood.....	1-0	0-0-0	0.00	3.1	3	0	1	1		
Huber.....	1-0	0-0-0	0.00	2.0	1	0	3	3		
Bailey.....	1-0	0-0-0	0.00	1.2	3	0	0	0		
Mayers.....	2-1	1-0-0	3.24	8.1	6	3	4	11		
Hively.....	3-1	0-1-1	4.32	8.1	6	4	2	9		
Wahl.....	2-2	1-1-0	4.75	11.1	9	6	1	14		
TOTALS.....	4-4	2-2-1	3.34	35.0	28	13	11	38		

2013 NCAA RALEIGH REGIONAL

Game 1 • May 31

Doak Field • Raleigh, North Carolina

#3 William & Mary 4, #2 Ole Miss 2

William & Mary	000	040	000	-	4	7	0
Ole Miss	000	001	100	-	2	9	2
W-Ingram (9-6) L-Mayers (5-6) S-Wainman (9)							

Game 2 • June 1

Doak Field • Raleigh, North Carolina

#2 Ole Miss 8, #4 Binghamton 4

Ole Miss	200	000	240	-	8	13	2
Binghamton	001	001	02X	-	4	10	1
W-Wahl (10-0) L-Lambert (7-3)							

Game 3 • June 2

Doak Field • Raleigh, North Carolina

#3 William & Mary 4, #2 Ole Miss 1

Ole Miss	000	100	000	-	1	7	0
William & Mary	100	201	00X	-	4	9	1
W-Koehler (7-5) L-Smith (3-1)							

OLE MISS RALEIGH REGIONAL STATISTICS

BATTING										
BATTER	G	AB	R	H	Avg.	2B	3B	HR	RBI	SB
Mathis.....	3	12	4	6	.500	0	0	0	1	0
Anderson.....	3	13	2	6	.462	2	0	0	1	1
Mistone.....	3	12	2	4	.333	0	0	0	1	0
Overbey.....	3	11	1	3	.273	0	0	0	0	0
Turner.....	3	12	0	3	.250	0	0	0	1	0
Allen.....	3	10	0	2	.200	0	0	0	1	0
Jamison.....	3	10	0	2	.200	0	0	0	0	0
Helsel.....	3	7	0	1	.143	0	0	0	0	0
Bousfield.....	3	12	0	1	.083	0	0	0	1	0
Orvis.....	2	1	0	1	1.000	0	0	0	1	0
Knight.....	1	1	0	0	.000	0	0	0	0	0
Dishon.....	2	0	1	0	.000	0	0	0	0	1
J. Overbey.....	2	0	0	0	.000	0	0	0	0	0
Wilson.....	1	0	0	0	.000	0	0	0	0	0
Perdzock.....	1	0	1	0	.000	0	0	0	0	0
TOTALS.....	3	102	11	29	.284	2	0	0	7	2

PITCHING										
PITCHER	G-GS	W-L-S	ERA	IP	H	ER	BB	SO		
Greenwood.....	2-0	0-0-0	0.00	5.0	4	0	1	2		
Mayers.....	1-1	0-1-0	0.00	4.2	3	0	6	3		
Massie.....	2-0	0-0-0	0.00	2.1	2	0	1	1		
Bailey.....	1-0	0-0-0	0.00	2.0	2	0	1	1		
Wahl.....	1-1	1-0-0	2.57	7.0	8	2	2	2		
Smith.....	1-1	0-1-0	7.20	5.0	7	4	0	0		
TOTALS.....	3-3	1-2-1	4.89	26.0	28	6	11	9		

2014 NCAA OXFORD REGIONAL

Game 1 • May 31

Swayze Field • Oxford, Miss.

Ole Miss 12, Jacksonville State 2

Ole Miss	500	202	30X	-	12	17	0
Jacksonville State	100	000	010	-	2	8	0
L-Fowler (7-8)							

Game 2 • June 1

Swayze Field • Oxford, Miss.

Ole Miss 2, #14 Washington 1

Ole Miss	000	110	000	-	2	7	1
Washington	000	000	100	-	1	6	0
W-Trent (9-0) L-Brigham (7-4) S-Greenwood(4)							

Game 3 • June 2

Swayze Field • Oxford, Miss.

Ole Miss 3, #14 Washington 2

Ole Miss	010	001	000	1	-	3	11	2
Washington	001	010	000	0	-	2	8	0
W- Weathersby (2-1) L- Nesbitt (0-1)								

OLE MISS OXFORD REGIONAL STATISTICS

BATTING										
BATTER	G	AB	R	H	Avg.	2B	3B	HR	RBI	SB
Bortles.....	2	6	1	3	.500	1	0	1	4	0
Anderson.....	3	13	3	5	.385	0	0	0	0	0
Orvis.....	3	11	2	4	.364	1	1	1	6	0
Allen.....	3	12	2	4	.333	1	0	0	1	0
Bousfield.....	3	12	4	4	.333	0	0	1	2	1
Lee.....	3	12	2	4	.333	1	0	0	0	1
Overbey.....	3	9	0	3	.333	0	0	0	0	0
Woodman.....	3	9	1	3	.333	1	0	0	2	0
Jamison.....	2	7	1	2	.286	0	0	0	0	0
Robinson.....	3	12	1	1	.083	0	0	0	2	0
Bell.....	1	2	0	1	.500	0	0	0	0	0
Dulin.....	2	2	0	1	.500	0	0	0	0	0
Perdzock.....	1	1	0	0	.000	0	0	0	0	0
Dishon.....	1	1	0	0	.000	0	0	0	0	0
Knight.....	1	0	0	0	.000	0	0	0	0	0
TOTALS.....	3	109	17	35	.321	5	1	3	17	2

PITCHING										
PITCHER	G-GS	W-L-S	ERA	IP	H	ER	BB	SO		
Weathersby.....	1-0	1-0-0	0.00	5.1	2	0	2	6		
Smith.....	1-1	0-0-0	0.00	4.2	6	0	1	1		
Greenwood.....	1-0	0-0-1	0.00	2.2	1	0	1	4		
Trent.....	1-1	1-0-0	1.42	6.1	5	1	1	6		
Ellis.....	1-1	1-0-0	2.00	9.0	8	2	3	8		
TOTALS.....	3-3	3-0-1	0.96	28.0	22	3	8	25		



The Rebels celebrated the 2014 NCAA Regional title by dumping a tub of ice water on head coach Mike Bianco.

2014 NCAA LAFAYETTE SUPER REGIONAL

Game 1 • June 7

Moore Field • Lafayette, La.

#1 Louisiana Lafayette 9, Ole Miss 5

Ole Miss	030	100	100	-	5	10	1
La-Lafayette	015	030	00X	-	9	11	0
W-Robichaux (8-3) L-Ellis (10-2)							

Game 2 • June 8

Moore Field • Lafayette, La.

Ole Miss 5, #1 Louisiana Lafayette 2

La-Lafayette	000	010	010	-	2	6	1
Ole Miss	100	000	13X	-	5	8	2
W-Greenwood (3-1) L-Baranik (11-2)							

Game 3 • June 9

Moore Field • Lafayette, La.

Ole Miss 10, #1 Louisiana Lafayette 4

Ole Miss	000	311	014	-	10	9	4
La-Lafayette	001	200	100	-	4	10	1
W-Weathersby (3-1) L-Boutte (9-1) S-Laxer (6)							

OLE MISS LAFAYETTE SUPER REGIONAL STATISTICS

BATTING										
BATTER	G	AB	R	H	Avg.	2B	3B	HR	RBI	SB
Overbey.....	3	8	2	4	.500	1	0	1	2	0
Bousfield.....	3	14	3	5	.357	2	0	0	2	0
Orvis.....	3	10	3	3	.300	1	0	1	1	0
Anderson.....	3	10	4	3	.300	0	0	1	2	0
Bortles.....	3	7	1	2	.286	0	0	0	2	0
Robinson.....	3	11	1	3	.273	0	0	0	1	0
Allen.....	3	13	2	3	.231	1	0	0	2	0
Lee.....	3	10	2	2	.200	1	1	0	2	0
Woodman.....	3	10	1	0	.000	0	0	0	1	0
Perdzock.....	2	2	1	2	1.000	1	0	0	2	0
Jamison.....	1	3	0	0	.000	0	0	0	0	0
Dishon.....	1	0	0	0	.000	0	0	0	0	0
Dulin.....	1	0	0	0	.000	0	0	0	0	0
TOTALS.....	3	98	20	27	.276	7	1	3	17	0

PITCHING										
PITCHER	G-GS	W-L-S	ERA	IP	H	ER	BB	SO		
Trent.....	1-1	0-0-0	0.00	7.0	4	0	2	7		
Laxer.....	1-0	0-0-1	0.00	3.1	2	1	1	3		
Weathersby.....	1-0	1-0-0	0.00	2.0	2	0	1	2		
Short.....	1-0	0-0-0	0.00	1.2	1	0	0	1		
Greenwood.....	1-0	1-0-0	4.50	2.0	2	1	1	2		
Smith.....	1-1	0-0-0	4.91	3.2	6	2	0	4		
Massie.....	1-0	0-0-0	9.00	4.0	9	4	0	3		
Ellis.....	1-1	0-1-0	15.43	2.1	1	4	3	2		
TOTALS.....	3-3	2-1-1	3.81	26.0	27	11	8	24		



All-American catcher Will Allen celebrates an out at the plate during game three of the 2014 Super Regionals vs. No. 1 Louisiana-Lafayette.



2014 NCAA COLLEGE WORLD SERIES

Game 1 • June 15

TD Ameritrade Park • Omaha, Neb.

#1 Virginia 2, Ole Miss 1

Virginia 000 000 010 - 2 8 0

Ole Miss 000 000 010 - 1 1 0

W- Lewicki (7-1) L- Greenwood (3-2)

Game 2 • June 17

TD Ameritrade Park • Omaha, Neb.

Ole Miss 2, #7 Texas Tech 1

Ole Miss 000 000 101 - 2 5 0

Texas Tech 000 000 001 - 1 7 2

W- Weathersby (4-1) L- Smith (8-3)

Game 3 • June 19

TD Ameritrade Park • Omaha, Neb.

Ole Miss 6, #2 TCU 4

Ole Miss 003 010 101 - 6 11 0

TCU 000 310 000 - 4 5 0

W- Laxer (3-2) L- Kipper (8-3)

Game 4 • June 20

TD Ameritrade Park • Omaha, Neb.

Virginia 4, Ole Miss 1

Virginia 000 300 100 - 4 8 0

Ole Miss 010 000 000 - 1 6 1

W- Sborz (6-4) L- Ellis (10-3)



Coach Mike Bianco led Ole Miss to its fifth ever College World Series appearance in 2014.

OLE MISS COLLEGE WORLD SERIES STATISTICS

BATTER	G	AB	R	H	BATTING					
					Avg.	2B	3B	HR	RBI	SB
Overbey	4	9	0	3	.333	1	0	0	0	0
Orvis	4	15	1	4	.267	1	0	0	2	0
Allen	4	16	2	4	.250	1	0	0	3	0
Robinson	4	13	0	3	.231	1	0	0	0	0
Anderson	4	15	0	3	.200	0	0	0	0	0
Woodman	4	12	1	2	.167	1	0	0	0	0
Lee	4	15	1	2	.133	0	0	0	1	0
Bousfield	4	11	3	0	.000	0	0	0	0	2
Gatlin	3	1	0	1	1.000	0	0	0	1	0
Perdzock	4	4	0	1	.250	0	0	0	2	0
Knight	2	5	0	0	.000	0	0	0	0	0
Jamison	1	3	0	0	.000	0	0	0	0	0
Bortles	3	3	0	0	.000	0	0	0	0	0
Bell	1	1	0	0	.000	0	0	0	0	0
Greenwood	1	0	1	0	.000	0	0	0	0	0
Dulin	4	0	0	0	.000	0	0	0	0	0
Dishon	1	0	1	0	.000	0	0	0	0	0
TOTALS	3	98	20	27	.276	7	1	3	17	0

PITCHER	G-GS	W-L-S	ERA	IP	H	ER	BB	SO
Trent	1-1	0-0-0	0.00	8.0	6	0	1	6
Massie	2-1	0-0-0	0.00	2.0	3	0	1	0
Short	2-0	0-0-0	1.80	5.0	2	1	2	5
Greenwood	2-0	0-1-1	3.00	3.0	1	1	1	2
Laxer	1-0	1-0-0	3.38	2.2	1	1	1	3
Ellis	2-1	0-1-0	3.72	9.2	10	4	7	3
Weathersby	2-0	1-0-0	4.50	2.0	1	1	0	1
Smith	1-1	0-0-0	8.10	3.1	4	3	3	3
TOTALS	4-4	2-2-1	2.78	35.2	28	11	16	23



2015 NCAA LOS ANGELES REGIONAL

Game 1 • May 29

Jackie Robinson Stadium • Los Angeles, Calif.

Maryland 3, Ole Miss 1

Maryland 200 100 000 - 3 9 1

Ole Miss 000 001 000 - 1 2 1

W-Shawaryn (13-2) L- Trent (7-7)

Game 2 • May 30

Jackie Robinson Stadium • Los Angeles, Calif.

CSU Bakersfield 2, Ole Miss 1

Ole Miss 000 010 000 - 1 7 0

CSU Bakersfield 000 200 10X - 2 7 1

W-Carter (9-3) L- Bramlett (7-4)

OLE MISS LOS ANGELES REGIONAL STATISTICS

BATTER	G	AB	R	H	BATTING					
					Avg.	2B	3B	HR	RBI	SB
Robinson	2	6	1	3	.500	1	0	0	0	0
Woodman	2	6	0	2	.333	0	0	0	0	1
Orvis	2	6	1	1	.167	0	0	0	0	0
Dishon	2	6	0	1	.167	0	0	0	0	0
Bortles	2	7	0	1	.143	0	0	0	1	0
Golsan	2	8	0	1	.125	0	0	0	0	0
Cloyd	2	8	0	0	.000	0	0	0	0	0
Knight	2	5	0	0	.000	0	0	0	0	0
Perkins	2	4	0	0	.000	0	0	0	1	0
Watson	2	3	0	0	.000	0	0	0	0	0
Perdzock	1	1	0	0	.000	0	0	0	0	0
Lartigue	1	1	0	0	.000	0	0	0	0	0
Watkins	1	0	0	0	.000	0	0	0	0	0
TOTALS	3	109	17	35	.321	5	1	3	17	2

PITCHER	G-GS	W-L-S	ERA	IP	H	ER	BB	SO
Waguespack	1-0	0-0-0	0.00	2.2	0	0	2	2
Short	1-0	0-0-0	0.00	1.0	0	0	0	1
Bramlett	1-1	0-1-0	2.57	7.0	7	2	1	5
Trent	1-1	0-1-0	4.26	6.1	9	3	3	4
TOTALS	2-2	0-2-0	2.65	17.0	16	5	6	12

2016 NCAA OXFORD REGIONAL

Game 1 • June 3

Swayze Field • Oxford, Miss.

Utah 6, Ole Miss 5 (10)

Utah 010 013 000 1 - 6 9 0

Ole Miss 001 040 000 0 - 5 7 0

W- Otteson (2-2) L- Short (2-3) S- Drachler (9)

Game 2 • June 4

Swayze Field • Oxford, Miss.

Tulane 6, Ole Miss 5

Tulane 010 100 202 - 6 9 0

Ole Miss 100 020 200 - 5 8 0

W- Merrill (4-1) L- Stokes (2-1)

OLE MISS OXFORD REGIONAL STATISTICS

BATTER	G	AB	R	H	BATTING					
					Avg.	2B	3B	HR	RBI	SB
Perdzock	2	7	1	3	.429	0	0	0	0	0
Watson	2	5	3	2	.400	0	0	2	2	0
Bortles	2	8	2	2	.250	0	0	1	1	0
Golsan	2	8	0	2	.250	0	0	0	2	1
Robinson	2	9	1	2	.222	0	0	0	3	0
Woodman	2	9	0	2	.222	1	0	0	1	0
Lartigue	2	8	1	1	.125	0	0	0	0	0
Blackman	2	8	1	1	.125	0	0	0	1	0
Olenek	2	6	1	0	.000	0	0	0	0	0
TOTALS	2	68	10	15	.221	1	0	3	10	1

PITCHER	G-GS	W-L-S	ERA	IP	H	ER	BB	SO
Short	1-0	0-1-0	0.00	2.1	3	0	1	2
Pagnozzi	1-0	0-0-0	0.00	0.2	1	0	0	0
Parkinson	1-1	0-0-0	3.18	5.2	5	2	2	3
Bramlett	1-1	0-0-0	3.60	5.0	3	2	1	5
Stokes	2-0	0-1-0	4.50	4.0	3	2	2	5
Green	1-0	0-0-0	27.00	0.2	1	2	2	2
Feigl	1-0	0-0-0	40.50	0.2	2	3	1	0
TOTALS	2-2	0-2-0	5.21	19.0	18	11	9	17



John Gatlin (36) drove home the winning run in the College World Series elimination game against Texas Tech, ending the game on a walk-off base hit in the bottom of the ninth.



NCAA TOURNAMENT RESULTS

2018 NCAA OXFORD REGIONAL

Game 1 • June 2
Swayze Field • Oxford, Miss.
Ole Miss 9, Saint Louis 2

Saint Louis	110	000	000	-	2	4	2
Ole Miss	062	040	000	-	9	9	0

W - Rolison (10-4) L - Hogan (10-4)

Game 2 • June 3
Swayze Field • Oxford, Miss.
Ole Miss 9, Tennessee Tech 8

Ole Miss	200	021	013	-	9	9	0
Tennessee Tech	002	021	003	-	8	12	0

W - Caracci (5-2) L - Provey (5-1) S - Roth (1)

Game 3 • June 4
Swayze Field • Oxford, Miss.
Tennessee Tech 15, Ole Miss 5

Tennessee Tech	004	033	005	-	15	16	2
Ole Miss	000	000	050	-	5	8	0

W - Roberts (6-1) L - McArthur (6-1)

Game 4 • June 4
Swayze Field • Oxford, Miss.
Tennessee Tech 3, Ole Miss 2

Ole Miss	000	002	000	-	2	8	0
Tennessee Tech	000	002	100	-	3	6	0

W - Osborne (2-0) L - Roth (5-1)

OLE MISS OXFORD REGIONAL STATISTICS

BATTER	BATTING									
	G	AB	R	H	Avg.	2B	3B	HR	RBI	SB
Adams	4	12	2	5	.417	0	1	0	1	1
Dillard	4	12	3	4	.333	0	0	0	3	0
Golsan	4	13	2	4	.308	0	0	0	3	0
Fortes	4	13	3	4	.308	1	0	0	0	0
Kessinger	4	16	3	4	.250	2	0	1	2	0
Olenek	4	14	3	3	.214	1	0	0	2	0
Zabowski	4	15	2	3	.200	0	0	1	5	0
Cockrell	4	15	1	3	.200	1	0	0	1	0
Keenan	4	14	2	2	.143	0	0	1	2	0
Johnson	1	1	1	1	1.000	0	0	0	2	0
Servideo	3	2	2	1	.500	0	0	0	1	0
Rowe	2	2	1	0	.000	0	0	0	0	0
Elko	1	1	0	0	.000	0	0	0	0	0
Fitzsimmons	1	1	0	0	.000	0	0	0	0	0
Spears	1	0	0	0	.000	0	0	0	0	0
TOTALS	4	131	25	34	.260	5	1	3	22	1

PITCHER	PITCHING									
	G-GS	W-L-S	ERA	IP	H	ER	BB	SO		
Cioffi	1-0	0-0-0	0.00	2.0	0	0	1	2		
Roth	2-0	0-1-1	0.00	1.0	2	0	1	3		
Olenek	1-0	0-0-0	0.00	0.2	0	0	1	0		
Holston	1-0	0-0-0	0.00	0.1	1	0	1	0		
Rolison	1-1	1-0-0	2.57	7.0	4	2	3	13		
Fowler	1-1	0-0-0	3.38	5.1	4	2	2	2		
Caracci	2-0	1-0-0	6.23	4.1	0	3	4	5		
Ethridge	1-0	0-0-0	6.75	1.1	3	1	1	1		
Feigl	1-1	0-0-0	7.71	4.2	8	4	0	8		
Green	1-0	0-0-0	9.00	3.0	3	3	3	2		
McArthur	1-1	0-1-0	13.50	2.2	4	4	3	2		
Stokes	1-0	0-0-0	23.14	2.1	8	6	1	1		
Coates	1-0	0-0-0	54.00	0.1	1	2	3	0		
TOTALS	4-4	2-2-1	6.94	35.0	38	27	24	39		

2019 NCAA OXFORD REGIONAL

Game 1 • May 31
Swayze Field • Oxford, Miss.
Ole Miss 16, Jacksonville State 2

Jacksonville State	100	000	100	-	2	3	2
Ole Miss	202	150	510	-	16	15	0

W - Ethridge (7-6) L - Farmer (5-2)

Game 2 • June 1
Swayze Field • Oxford, Miss.
Ole Miss 6, Clemson 1

Ole Miss	030	101	010	-	6	11	0
Clemson	000	000	100	-	1	4	0

W - Nikhazy (8-3) L - Clark (9-3)

Game 3 • June 2
Swayze Field • Oxford, Miss.
Ole Miss 19, Jacksonville State 4

Ole Miss	105	605	110	-	19	20	0
Jacksonville State	002	000	011	-	4	12	3

W - Hoglund (3-2) L - Fortner (2-6)

OLE MISS OXFORD REGIONAL STATISTICS

BATTER	BATTING									
	G	AB	R	H	Avg.	2B	3B	HR	RBI	SB
Elko	3	7	3	5	.714	0	0	0	1	0
Adams	2	5	3	3	.600	0	0	0	4	0
Servideo	3	7	7	4	.571	0	0	2	4	1
Zabowski	3	14	5	7	.500	1	0	1	3	0
Graham	3	6	4	3	.500	1	0	1	3	0
Dillard	3	11	6	5	.455	1	0	3	9	0
Keenan	3	12	2	4	.333	0	0	1	2	0
Johnson	3	14	5	4	.286	0	0	1	4	0
Olenek	3	14	3	4	.286	1	0	0	2	0
Kessinger	3	12	3	3	.250	0	0	0	1	0
Loposer	2	4	0	1	.250	0	0	0	1	0
Bench	2	3	0	2	.667	3	0	2	2	0
Fitzsimmons	2	3	0	1	.333	0	0	0	0	0
Gindl	2	1	0	0	.000	0	0	0	0	0
Hall	3	1	0	0	.000	0	0	0	0	0
TOTALS	3	114	41	46	.404	4	0	9	36	1

PITCHER	PITCHING									
	G-GS	W-L-S	ERA	IP	H	ER	BB	SO		
Broadway	1-0	0-0-0	0.00	2.0	0	0	0	1		
Roth	1-0	0-0-0	0.00	1.2	2	0	0	2		
Caracci	1-0	0-0-0	0.00	1.0	0	0	0	0		
Nikhazy	1-1	1-0-0	1.12	8.0	4	1	3	9		
Hoglund	1-1	1-0-0	1.69	5.1	5	1	0	5		
Ethridge	1-1	1-0-0	2.57	7.0	3	2	0	3		
Green	1-0	0-0-0	9.00	1.0	3	1	0	1		
Cioffi	1-0	0-0-0	9.00	1.0	2	1	0	0		
TOTALS	3-3	3-0-0	2.00	27.0	19	6	3	21		

2019 NCAA FAYETTEVILLE SUPER REGIONAL

Game 1 • June 8
Baum-Walker Stadium • Fayetteville, Ark.
Arkansas 11, Ole Miss 2

Ole Miss	100	000	001	-	2	5	1
Arkansas	420	302	20X	-	11	11	0

W - Campbell (12-1) L - Ethridge (7-7)

Game 2 • June 9
Baum-Walker Stadium • Fayetteville, Ark.
Ole Miss 13, Arkansas 5

Arkansas	200	300	000	-	5	12	0
Ole Miss	350	003	20X	-	13	12	0

W - Nikhazy (9-3) L - Noland (3-5) S: Roth (1)

Game 3 • June 10
Baum-Walker Stadium • Fayetteville, Ark.
Arkansas 14, Ole Miss 1

Ole Miss	100	000	000	-	1	7	0
Arkansas	043	115	00X	-	14	12	0

W - Scroggins (3-0) L - Hoglund (3-3)

OLE MISS FAYETTEVILLE SUPER REGIONAL STATISTICS

BATTER	BATTING									
	G	AB	R	H	Avg.	2B	3B	HR	RBI	SB
Keenan	3	13	2	5	.385	0	1	1	4	0
Johnson	3	11	1	4	.364	1	0	1	2	0
Zabowski	3	11	2	4	.364	0	0	1	3	0
Dillard	3	11	4	3	.273	0	0	1	1	0
Kessinger	3	8	4	2	.250	0	0	2	3	0
Servideo	3	9	0	2	.222	0	0	0	2	1
Adams	3	9	1	2	.222	0	0	0	0	0
Graham	3	9	1	1	.111	0	0	0	0	0
Olenek	3	12	1	1	.083	0	0	0	1	0

Fitzsimmons	2	2	0	0	.000	0	0	0	0	0
Bench	1	1	0	0	.000	0	0	0	0	0
Elko	1	0	0	0	.000	0	0	0	0	0
Gindl	1	0	0	0	.000	0	0	0	0	0
Loposer	1	0	0	0	.000	0	0	0	0	0
Hall	1	0	0	0	.000	0	0	0	0	0
TOTALS	3	97	16	24	.257	1	1	6	16	1

PITCHER	PITCHING									
	G-GS	W-L-S	ERA	IP	H	ER	BB	SO		
Roth	1-0	0-0-1	0.00	4.0	2	0	0	3		
Cioffi	1-0	0-0-0	0.00	2.1	0	0	0	4		
Phillips	1-0	0-0-0	0.00	2.1	0	0	0	1		
Hill	1-0	0-0-0	0.00	0.1	1	0	2	0		
Nikhazy	1-1	1-0-0	9.00	5.0	10	5	1	8		
Miller	1-0	0-0-0	9.00	2.0	4	2	1	1		
Myers	1-0	0-0-0	13.50	2.0	4	3	1	1		
Ethridge	1-1	0-1-0	16.20	3.1	6	6	2	2		
Hoglund	1-1	0-1-0	27.00	2.0	5	6	1	1		
Caracci	1-0	0-0-0	27.00	1.2	3	5	2	2		
TOTALS	3-3	1-2-1	9.72	25.0	35	27	10	23		

NCAA TOURNAMENT APPEARANCES

Year	Record	Finish
1956	6-3	College World Series
1964	3-2	College World Series
1969	4-2	College World Series
1972	4-3	College World Series
1977	1-2	South Regional
1995	3-2	Atlantic I Regional
1999	1-2	College Station Regional
2001	1-2	New Orleans Regional
2003	1-2	Houston Regional
2004	0-2	Oxford Regional
2005	4-2	Oxford Super Regional
2006	4-2	Oxford Super Regional
2007	3-2	Tempe Super Regional
2008	2-2	Coral Gables Regional
2009	4-3	Oxford Super Regional
2010	1-2	Charlottesville Regional
2012	2-2	College Station Regional
2013	1-2	Raleigh Regional
2014	7-3	College World Series
2015	0-2	Los Angeles Regional
2016	0-2	Oxford Regional
2018	2-2	Oxford Regional
2019	4-2	Fayetteville Super Regional

NCAA ALL-REGIONAL TEAMS

Year	Player	Pos.	Year	Player	Pos.	Year	Player	Pos.
1999	Brad Henderson	2B	2007	Jordan Henry	OF	2014	Will Allen	C
2001	Josh Christian	1B/DH		Justin Henry	OF		Sikes Orvis*	1B
	Ronnie Goodwin	RHP		Alex Kliman	C		Preston Overby	2B
2003	Stephen Head	DH		Lance Lynn*	RHP		Austin Anderson	3B
	Seth Smith	OF		Zach Miller	2B		Auston Bousfield	OF
	Chad Sterbens	SS	2008	Cody Overbeck	3B		J.B. Woodman	DH
2005	Chris Coghan	MVP		Logan Power	OF		Aaron Greenwood	RHP
	Zack Cozart	SS	2009	Drew Pomeranz*	LHP	2016	Colby Bortles	3B
	Barry Gunther	C		Matt Smith	1B		Kyle Watson	OF
	Stephen Head	1B		Evan Button	2B	2018	Jacob Adams	2B
	Mark Holliman	RHP		Kevin Mort	SS		Grae Kessinger	SS
	Mark Wright	OF		Jordan Henry	OF		Will Golsan	OF
2006	Justin Brashear*	C		Logan Power	OF		Ryan Rolison	LHP
	Chris Coghan	3B		Matt Snyder	DH		* Indicates MVP selection	
	Jon-Jon Hancock	DH	2010	Drew Pomeranz	LHP			
	Justin Henry	2B	2012	Tanner Mathis	OF			
	Logan Power	OF		Andrew Mistone	3B			
	Garrett White	LHP	2013	Tanner Mathis	OF			
	Mark Wright	OF		Austin Anderson	DH/UT			

**-A-**

Abernathy, Matt	1994-95
Abraham, Art	1948
Achord, Brent	1996
Adams, Jacob	2018-19
Adams, Jake	1908-09
Adams, Johnnie	1978-79-80-81
Adams, Whitey	1968-69-70
Adelman, Jan	1962-63, 65
Afenir, Tom	1994-95
Aker, Matt	1991-92
Aldy, Ronnie	1967-68
Alejo, Ray	2016
Alford, Leamond	1952-53
Allen, Gene	1974
Allen, Pete	1914-16
Allen, Will	2011-12-13-14
Almond, Richard	1963-65
Altman, Mike	1971
Amsler, Guy	1921
Anderson, Austin	2011-12-13-14
Anderson, Cephus	1914-15-16
Anderson, Evan	2014-15
Anthony, Larry	1971-72
Ashford, Scott	2013-14-15
Ashford, Tucker	1973
Atkins, Billy	1959-60-61-62
Austin, Spout	1910-11-12
Autrey, Winkey	1940
Avalon, Vance	2005
Avent, Ryan (Mgr.)	2000-01
Ayer, Eric	1966-67-68

-B-

Babb, Mitchel	2015
Babineaux, Charlie	2003-04
Bacon, Billy	1932
Bacon, William	1935
Bagwell, C.I.	1919
Bailey	1912-13
Bailey, Tanner	2012-13
Baker, Nathan	2007-08-09
Ball, H.H.	1914
Ball, Lane	1979
Ball, Pat	1974-75-76-77
Barbeck, Kyle	2009
Barber, Jason	2017
Barbour, Calvin	1920-21-23
Barbour, Charles	1993-94-95-96
Barksdale, Xan	2003-04
Barnhouse, Mark	1974-75-76-77
Barlow, Bobby, tnr.	1984-85-86-87
Barrack, Chuck	1952-53-54
Barrett, Aaron	2009-10
Barthel, Luke	2005
Bartling, Doby	1935
Bartling, Sammy	1936
Basham, Brett	2006-07-08-09
Basil, Chris	1988-89
Bass, David	1982-83-84-85
Bateman, Kyle	2002
Bates, S. Lyles	1935-36
Baughman Jr., Stein	1957
Baumgardner, Tommy	2005-06
Beam, T.J.	2002-03
Beanland, Edward	1915-16-17
Becker, Brian	1983, 85-86-87
Bell, Brantley	2014
Bell, Chris	1988-90-91

Bench, Justin 2019

Bennett, Jimmy	1967
Benton	1918
Bergalowski, Chet	1964-65-66
Bernard, Billy	1995
Berry, Bobby	1971-72-73
Berry, George	1932
Bethay, Barry	1986-87-88
Bethea, S.F.	1916-17
Bickel, Cheyne	2014
Bisco, Mickey	1975
Bittle, Scott	2007-08-09
Blackman, Tate	2015-16-17
Blackwell, James	1947-48
Blair, Bill	1981-82-83-84
Blaum, Bryce	2017
Blevins, David	1993-94
Blomquist, Denny	1958-59-60
Blunt, Austin	2013-14
Boatner, E.J.	1904-05
Bogue, Travis	2005
Bolis, Dillard	1953
Boone, Tommy	1985-86-87-88
Bostick, T.E.	1918
Borries, Doug	1984
Bortles, Colby	2014-15-16-17
Bousfield, Auston	2012-13-14
Bowen, Bo	1994
Bowen, Buddy	1968-69-70
Boyd, Bobby	1963-64
Boyd, Rob	1989-90-91-92

Boyd, William	1917
Boykin, Bart	1977-78-79-80
Boutwell, George	1929-30-31
Bradley, Ed	1981-82
Bradshaw, Nick	2001-02-03
Bramlett, Brady	2013-15-16
Brasfield, Craig	1982-83
Brashear, Justin	2004-05-06
Brashear, Mike	1980
Brawley, Eddie	1964-66
Bridges, Kary	1991-92-93
Bridges, Ray	1917-18
Briscoe, Olin	1949-50-51

Broadway, Taylor 2019

Brook, Dick	1955
Brooks, Woodie	1975-76-77
Brown	1911
Brown, Dean	1986
Brown, Dewey	1921
Brown, Larry	1977
Brown, Raymond	1956-57
Broyles, Wade	2008-09
Brown, Ray, Jr.	1983-84
Browning, Brian	2016
Bruce, Johnny	1947-48
Bryan, Doyle	1993-94-95
Buchanan, Hawtin	2012-13-14
Bukvich, Brett	2006-07-08-09
Bukvich, Ryan	1998-99
Bullock, Al	1953-54, 58-59
Bullock, Hank	1949-50
Burch, John	1948
Burford, Cecil	1954-55-56-57
Burke, Jack	1932
Burke, Webb	1926-27
Burleson, Mark	1988-89
Burnett, Dump	1930-31-32
Busby, Paul	1939
Butler, Thompson	1903
Button, Evan	2006-07-08-09
Buys, Mark	1980
Bynum, Jerry	1955-56

-C-

Cabeceiras, Miles	2006
Cahall, Billy	1911-12
Cain, Bobby	1969
Caldwell, Hugh	1949-50
Caldwell, Jimmy	1948-49
Caldwell, M.F.	1918
Caldwell, Sleepy	1950
Calhoun, Billy	1952
Calhoun, Jeff	1977-78-79-80
Callahan, Lindy	1952
Callaway, Mickey	1994-95-96
Callender, Eric	2010-11
Campbell, Cooper	1999
Cannon, Larry	1988-89-90-91
Caracci, Parker	2018-19
Carlson, Cully	1935
Carmichael, Mark	1978-79
Carney, A.B.	1918
Carlyle, Kenny	1989-90-91-92
Carone, Rick	1993
Carothers, Henry	1898
Carr, Oscar	1914-15-16
Carroll, Richard	1987-88-89
Carruth, Roy	1908
Carter, Thomas	2001-02
Case, A.B.	1917
Case, Andrew (Mgr.)	2011
Cassibry, Napoleon	1916
Ceriani, Matt	1997-98
Chain, Buddy	1954-55-56-57
Chandler, Lane	1911-12-13-14
Chapman, Russ	1990-91
Chavez, Dylan	2012
Chesser, Scott	1985-86-87-88
Christian, Josh	2001-02
Christiansen, Bobby	1951-52-53

Cioffi, Max 2018-19

Clark, Bud	1961
Clark, Mark	1977-78
Clay, G.L.	1935-36
Clements, David	1979-80-81-82
Cleveland, Russ	1987-88
Cliburn, Dustin	2002-03
Climmer, Tommy	1961
Cloyd, Connor	2015-16
Coates, Colin	2018
Cochet, A.J.	1998, 2001
Cockrell, Chase	2017-18-19
Coffman, Robin	1987-88-89-90
Coghlan, Chris	2004-05-06
Cohen, Dotsy	1942
Cole, Robert	1985
Coleman, Kem	1976
Coleman, Randy	1978-79-80-81
Coleman, Ron	1969
Coleman, Roy	1979

Colmer, Jimmy	1980-81-82-83
Comstock, Donald	1941-42
Conerly, Charlie	1946-47-48
Conley, Evan	2000-01
Conner, Clyde	1901-02
Cook, Marion	1947-48-49-50
Cooper, Bill	1957-58
Cooper, Billy	1953
Cooper, Jordan	2010
Cooper, Kyle	1908
Corrigan, Chris	2009
Cosman, Jeff	1991-92-93
Cosman, Jim	1988-89
Cosman, Mike	1990-91
Cothren, Paige	1954
Cox, Kris	1999-2000-01
Cozart, Zack	2005-06-07
Cramblitt, Joey	1998-99-2000
Crawford, Eddie	1954-55-56
Crisler, Jay	1937-38
Crisler, Robert	1935
Crook, Robert	1917
Crouse, Matt	2010-11
Crutcher, Scott	1981-82
Cryer, Justin	2007-08
Culley, Slat	1913-14-15
Cunningham, C.	1910
Cupps, Anthony	2003-04-05
Currie, James	1907-08
Curry, Billy	2000-01
Curry, Ted (mgr.)	2015
Cutcliff, Alex	1929
Cutliff, W.H.	1923

-D-

Danaway, Jan	1965
Darnell, Bill	1958
Darnell, John	1988
Davis, Chad	1998
Davis, Eric	1984
Davis, Frank Oliver	1901
Davis, Fred	1946
Davis, Ryan	1999
Davis, Russ	1978-79-80
David, Thomas	1899-1900-01
Day, Eagle	1954-55-56
Day, Fred	1903
DeYoung, Dan	1995-96-97
Dean, Guy	1902
Dear, Walter	1914-15
Deaton, Chris	1983
Dellucci, David	1992-93-94-95
DeLoach, Jr., Percy	1932
Dennis, Mark	1982-83
Denny, Matt	2013-14-15-16
Dent, Albert	1913-14-15
Denton, Chauncey L.	1905
Deuschle, Eddie	1966
Diamond, Jim	1975-77
Dickens, Jon	1999, 2001
Dickens, Luther	1935
Dickerson, Dave	1954-55
Dillard, Steve	1971-72
Dillard, Thomas	2017-18-19
Dishon, Cameron	2013-14-15-16
Dixon, Dickie	1988-89-90
Dixon, Mark	1996-97
Dodd, Allan	1906
Domenick, Mike	1986-87
Donovan, Justin	2003-04
Dorsay, Bucky	1932
Dorsey, Newman	1935
Duff, Garrett	2008
Duff, Matthew	1996-97
Dulin, Dalton	2014
Duncan, Eric	1969
Dunn, J.L.	1917-18
Dupuy, Jim	1949-50-51
DuVall, Doug	1985

-E-

Easterling, Jason	1995-96
Eaves, Derek	1994
Echols, Page	1996
Edmondson, Howard	1897
Elko, Tim	2018-19
Ellis, Chris	2012-13-14
Elmer, Frederick	1902-04
Elmer, J.C.	1906
Elmore, Doug	1960-61-62
Embree, W.S.	1935
Enochs, H.R.	1904
Erickson, Bill	1942-46
Esakra, Scott	1997
Ethridge, Jay (Mgr.)	2015
Ethridge, Will	2017-18-19
Eylar, Sean	1997
Evans, Greg	1984-85
Evans, Jeff	1913-14
Ewing, Sugar	1932
Eylar, Sean	1997

Ezell, Jr., E.J.	1901-02
------------------	---------

-F-

Faggard, Cleveland	1950-51
Faggard, James	1950-51
Fair, Babe	1908-09
Fair, Frank	1904
Falk, Ray	2019
Fanning, Jack	1940-41
Farese, Johnny	1938
Farley, Tom	1960-61-62
Farmer, Del	1957
Farmer, Bryan	1982-83-84-86
Farmer, Delbert	1954-55-56-57
Farmer, Harry	1918-19
Farragut, Ken	1950-51
Farrar, Clint	1999-2000-01-02
Farrar, Don	1971-72
Farr, Peyton	2005-07
Faser, Henry	1932
Fassero, Jeff	1984
Feigl, Brady	2016-17-18
Felston, Anthony	1915-16
Ferguson, Tim	2008-09-10
Fernandez, Quay	1921
Ferrell, Rory	1976-77-78
Field, Richard	1917-18
Finger, Bill	1915-16
Finley, Dave	1962
Fiore, Vince	1996-97
Fisher, Nathan	1964
Fitzsimmons, Michael	2016-17-18-19
Flautt, Thomas	2008
Fleming, Rocky	1965
Fleming, Russell	1991
Fletcher, Bob	1949-50-51
Flowers, Buck	1923
Floyd, Sledge	2001
Foot, Anderson	1905-08
Foot, Bill	1913
Ford, Cliff	1977-78-79
Ford, Ramie	1982-83-84
Fortenberry, Pooney	1932
Fortes, Nick	2016-17-18
Fowler, Eric	2003-04-05
Fowler, Jordan	2018-19
Fowler, Taylor	2003-04
Frank, George	1962-63
Franklin, Michael (Mgr.)	2006
Franklin, Miles	2004-05
Franklin, Steve	1903
Friday, Mike	1969-70-71
Frye, Phil	1940-41-42
Fulton, Charles	1915
Futrell, John	1993-94

-G-

Gaddis, Barry	1971-72-73-74
Gainey, John L.	1954-55-56-57
Garrigues, Robert	1966
Garrison, Buddy	1955-56
Gatlin, Guy	1991-92
Gatlin, John	2012-14
Gee, Orman	1935
Geno, Gary	1987-88
Gentleman, J.P.	1985-86-87
Gex, Emile	1942
Gex, Joe	1984-85-86-87
Gibbon, Joe	1954-55-56-57
Gibbs, Dean	1985
Gibbs, Jake	1959-60-61
Gibbs, Monte	1986-87-88
Gibson, Edward	1897-98
Gindl, Carl	2018-19
Gladding, Chick	1940-41
Gleason, Dave	1938
Goad, Don	1953-54-55-56
Goforth, David	2009-10-11
Golsan, Will	2015-16-17-18
Golsan, Senquez	2012
Goodman, Gregg	1980-81
Goodwin, Ronnie	1999-2000-01
Gordon, Kyle	1984-85-86-87
Graehler, Al	1951-52
Graham, Darryl	1979-81-82-83
Graham, Kevin	2019
Grant, Josh	2002
Grantham, Carey	1961
Grantham, Larry	1958
Gray, Dick	1957
Gray, Mike	2001-02
Green, Allen	1958
Green, Connor	2016-17-18-19
Green, Walter	1913-14
Greene, Jim	1903
Greenich, Duke	1941-42
Greenich, Mike	1969
Greenwood, Aaron	2012-13-14
Griffin, I.A.	1915
Griffin III, William	1975-76-77



LETTERWINNERS

Grissom, Mitch. 1937
Grubbs, Jason, mgr. 1993-94-95-96
Guerrero, Michael 2008
Guess, Jack 1910

Gunter, T.Y. 1973-74-75-76
Gunther, Barry 2002-03-04-05

-H-

Hagerman, R.L. 1918
Halbert, Frank 1959-60-61
Hall, Dwayne 2002-03
Hall, Josh **2019**
Hall, Parker 1939
Haltom, Scott 2008-2010
Hamblin, Miles 2010
Hammit, Bob 1950
Hancock, Jon-Jon 2005-06
Hanson, Kirk 1989-81-82-83
Hapes, Clarence 1935-36-37
Hapes, Merle 1940
Hardy, Lamar 1897-98
Harrelson, Richy 1993-94-95-96
Harris, Robert 1976
Harrison, J.T. 1997-98-99
Hartsough, Greg 1973-74-75
Harvey, Ad. 1899
Hashman, Taylor 2009-10
Hasler, Scotty 1965-66-67
Hathorn, Happy 1919-20-21-22
Haven, Louis 1966-67-68
Havercamp, C.M. 1905-06
Haxton, Richard Kenneth 1913
Haynes, Kirk 1932
Hays, William 1935
Haywood, Bill 1975-76
Hazel, Larry 1940-41-42
Head, Stephen 2003-04-05
Helsel, Christian 2013
Hemphill, Archie 1929
Henderson, Brad 1996-97-98-99
Henderson, Louis 1921
Henry, Jordan 2007-08-09
Henry, Justin 2005-06-07
Henson, Kyle 2009
Hetland, Nick 2006-07
Hewes, Gaston 1921
Hewes, George 1948-49-50
Hicks, Devin 2007
Hicks, William 1916-18
Higginbotham, Bobby 1987
Higginbotham, Larry 1962-63-64
Hightower, C.C. 1905-06-07-08
Hightower, Taylor 2009-10
Hill, Chad 1997-98-99-2000
Hill, Kaleb 2019
Hines, Richard 1988-89-90
Hively, R.J. 2011-12
Hodge, Lee 1988-89-90
Hoglund, Gunnar **2019**
Holiday, Shaune 1993
Holland, Vance 1991-92
Holliman, Mark 2003-04-05
Hollingsworth, J. Glenn 1934-34-35
Holmes, Clark 1938
Holmes, David 1915-16-17-18
Holston, Greer **2017-18-19**
Hood, Adam (Mgr.) 2007-08
Hopkins, Oliver Houston 1932
Horne, Alan 2002
Houser, Ken 1981-82-83
Hovious, Junie 1940-41-42
Howell, George 1932
Howell Sr., Jamie W. 1959-60
Huber, Brett 2010-11-12-13
Hubbard, Walter "Bubba" 1974-75-76-77
Hubbard, Michael 2008-09
Hudson, Taylor 1997
Huffman, Dennis 1962-63-64
Huffstatter, Charlie 1965-66
Huggins, Cleveland P. 1904-05-06-07
Huisman, Jason 1995-96-97-98
Huisman, Josh 1997-98
Huisman, Justin 1998-99-2000
Hunt, Neil 2000-01
Hunt, Ralph 1957
Husband, Paul 1970-71-72-73
Hutchinson, Burney 1999-2000-01-02
Hutchinson, W.N. 1899

-I-

Ignatius, Joe 1993-94-95-96
Irwin, Phillip 2007-08-09
Iseminger, Tom 1968-69-70

-J-

Jamison, Will 2012-13-14
Jarvis, Carroll 1952
Jarvis, Robert "Cob" 1952-53-54
Jenkins 1903
Jenkins, Bobby 1955
Jenkins, Travis 1983

Jenkins, Warren 1957-58
Jennings, Dave 1963, 65-66
Jennings, Louis 1968
Jiggits, Louis M. 1918
Jobe, Don 1958-59
Johns, Keith 1990-91-92
Johnson, Bill 1956-57-58
Johnson, Cooper 2017-18-19
Johnson, George M. 1904-08
Johnson, Jeffrey 1992-93-94-95
Johnson, Jamie 1986-87
Johnson, Mark 1980-81-82
Johnson, Mike 1974, 76
Johnson, Russ 1964-65-66
Johnson, Sean 2016-17
Johnson, Sisler 1940
Johnson, William Washington 1898
Jones, Allen 1931-32
Jones, Arthur H. 1898-99-1900-02
Jones, Billy Ray 1959-60-61
Jones, D. 1902
Jones, Elwyn T. 1899
Jones, Gratz 1923-24
Jones, Jerry 1961-62-63
Jones Jr., James V. "Jimmy" 1963-64-65
Jones, J.W. 1963-64
Jones, Lance 2000-01
Jones, Lucius P. 1906-07-08-10
Jones, Quitman 1914-15
Jones, Stewart M. 1897-98
Jones, Walter (mgr.) 1935
Jordan, Dan 1958-60
Jordan, Deno 1932
Jordan, Robert Arthur "Artie" 1912
Joseph, Freddie 1988-89

-K-

Kachmar, Richard 1974
Kauerz, Ken 1969-70
Keel, David 1991
Keenan, Tyler **2018-19**
Keller, Irving 1939-40
Keller, Robert 1942
Kelly, Maurice 1949-50
Kelly, Phil 1937-38
Kellerman, Ken 1948
Kerr, Larry 1967-68
Kessinger, Don 1962-63-64
Kessinger, Grae 2017-18-19
Kessinger, Keith 1987-88-89
Kessinger, Kevin 1989-90-91-92
Ketchum, C.J. 2005-06-07
Keyes, Bill 1959
Keyes, Tommy 1963-64
Khayat, Robert 1958-59-60
Kiely, Bobby 1998
Kight, Cullan 2007-08-09
Kilpatrick Jr., Andrew J. (Mgr.) 1974
Kilpatrick, Bobby 1960-61
Kimmons, George 1939-40-41
Kinard, Billy 1955-56
Kinard, Frank M. "Bruiser" 1937
Kincaide, Robert 1936
Kindred, David 2008
King, B.F. 1910
King, Jordan 2010-11
Kinnebrew, Earl 1910
Kirk, Robert 1919
Kirkland, G.P. 1911
Kirkpatrick, Stephen 2001
Kirksey, Zach 2011-12
Klepzig, Carson 2017
Kliman, Alex 2005-06-07
Kline, Will 2005-06-07
Knight, Austin 2012-13-14-15
Knight, Bob 1972
Knight, Hugh 1976
Knight, John 1995-96
Knox, Ike C. 1906-07-08-09
Kortz, Jeff 1990-91-92
Kortz, Otho 1948, 51
Kretschmar, Wilson P. 1898
Kuklinski, Ryan 2002-03-04
Kyle, Hank 1917

-L-

Lacey, R.B. 1904
Ladd, Pete 1975-76-77
Ladnier, Deric 1983-84-85
Lafferty, Carl 1998-99-2000-01
Lamb, Billy 1962-63
Lambert, Aaron 1965-66
Lambert, Frank 1963
Lamphere, Russell 1979
Landrum, Glenn 1992
Lantrip, D.B. 1918-19
Lartigue, Henri 2014-15-16
Laxer, Josh 2012-13-14
Lear, Jimmy 1952
Lee, Braxton 2014
Leech, Zachary (Mgr.) 2006-07

Leftwich, Jr., George J. 1913-14
Leggett, Ed "Hot" 1952-53
Lester, Drane 1918-19-20-21
Lewcom, Ed 1952
Lewis 1918
Lewis, Keith 1994-95-96
Liberto, Joseph 2000
Liles, Sammy 1939-40
Lindsay, Ben 2003
Lindsey, Ken 1952
Lipse, James Holline 1921
Littlejohn, Cody (Mgr.) 2013-14
Littlejohn, Jordan 2013-14-15
List, Hank 1971-72-73
Lockhart, George 1938
Loposer, Knox **2019**
Lotterhos, Chris 1996-97
Love, Albert G. 1899
Lowe, Andrew 2016
Lowe, Jason 1993
Lum, Bradley 2005-06
Luke, Tom 1990-91-92
Lusk, Glenn 1964, 66-67
Lynn, Michael "Lance" 2006-07-08
Lyons, Joel 2000-01
Lyons, Kenny 1974
Lyons, Nathan 1999-2000-01-02
Lyons, Tommy 1974-75

-Mc-

McAllister, Dick 1937-38-39
McArthur, James 2016-17-18
McAvoy, Jeff 1998-99-2000
McBride, William Reid 1905-06
McCaig, Joseph P. 1917-18
McCall, E.F. 1911-12-13
McClure, Ricky 1973-74-75
McCool, Dave 1947-48
McCoy, M.A. 1968-69-70
McCracken, Bunk 1911
McCullar, Thomas P. 1904-07
McDaniels, Rusty 2002
McDermott, Marty 1978-79
McDonnell, Augustus H. 1906-07
McDowell, James R. 1899-1900
McFarland, Benjamin 1899-1900-01
McFarland, Joe 1935
McGathery, Bill 1964-65
McGowan, Mike 1985-86-87
McGregor, Jeffrey 2001
McInnis, Adlia 1912-13-14-15
McKay, Scott M. 1915-16
McKean, Rory M. 2007-08-09-10
McKenzie, Jason 1993-94-95
McKinney, David 1987
McLarty, Ed 1967-68-69
McLaughlin, Mitch 1952
McLaurin Jr., A.J. 1903-04-05
McLean, Robert 1901-02
McLellan, Curt 2003
McLemore, Jackie 1948-49-51
McLeod, Dan 1972-73-74
McLeod, Hugh 1972
McMahan, Eric 1993-94
McMahon, Kevin 1970-71-72
McNair, J.W. 1900-01-04
McNease, William 1921
McNees, John 1993-94-95
McShea, Dan 1997-98-99-2001
McWilliams, Bill 1937

-M-

MacMillan, Marc 1993-94-95-96
Magee, Charles 1959-60
Magee, Thomas (Nakia) 1998
Magee, Tommy 1969-70-71
Magee, Treetop 1958
Magruder, J.M. 1901
Majure, Toby 1946-47-48
Maloney, Matt 2004-05
Manning, Archie 1969-70
Marcus, Charlie 1942
Martin, A.J. 1957
Massengale, Kent 1937-38-39
Massey, John 1998-99
Massie, Jeremy 2013-14
Mathis, Tanner 2010-11-12-13
Matthews, Jimmy 1953-54
Mattina, Rodney 1963-64
Mattina, Rodney, Jr. 1985-86-87
Maxcy, Brian 1990-91-92
Maxson, Arthur M. 1909
Maxwell, C.R. 1906
Maxwell, Harold 1950-51-52
Maxwell, Tim 1977
Mayes, L.L. 1904
Mayers, Mike 2011-12-13
Mead, Chad 1998-99
Meador, Price 1947-48
Meaut, Bryon 1972-73
Mensik, Todd 1994-95-96

Mercer, Charles Venable 1900
Merkel, Charles 1961-62-63
Miller 1909-11
Miller, Austin **2018-19**
Miller, Cecil Edward 1906-07
Miller, David 1985-86
Miller, D.J. 2016-17
Miller, Matthew 2000
Miller, Zach 2007-08-09-10
Mills, Kyle 2007-08
Mills, Ralph 1913-14
Mims, Johnny 1979-80
Mims, John Morgan 1909-10-11-12
Mines 1903
Mink, Bostick 1942
Mistone, Andrew 2012-13
Mitchell, Jay 1958-59
Mitchell, Robert P. 1907-08-09-10
Mitchell, Steve F. 1909-10-11-12
Mize, W.G. 1947
Mock, Lee 1989-90
Moffett, Chris 2005
Monaghan, Norman 1908-09-10
Monette, William H. 1897
Montgomery, Holt 2002
Montgomery, Johnny 1921-22-23
Montrenes, Pete 2001-02
Moore, Buchanan 1932
Moore, Grafton 1967-68
Moore, Lee 1968-69
Moreland, Chip 1985-86-87-88
Morgan, Jake 2008-09-11
Morgan, Jim 1992-93-94-95
Morris, Glen 1999-2000-01-02
Morris, Jamie 1972-73
Morris, Joey 1984
Morris, Tommy 1966
Morrison, Bryce 2002-03
Mort, Kevin 2009-10
Moseley, Sam O. 1917-18
Moser, Cecil R. 1917
Moss, Edgar 1901-02-04-05
Mossberg, Matthew 2000-01-02-03
Mulholland, Casey 2012
Murphy, Charles M. 1916
Murphy, William E. 1912-13-14-15
Muscgrave, Joe 1969
Musselwhite, Allen 1984-85-86-87
Musselwhite, Darren 1987-88-89
Myers, Lucas 1908-11
Myers, Riley 1969-71
Myers, Stanley 1900
Myers, Tyler **2019**
Myers, W.D. 1899-1900-1901

-N-


Nabors, Hunter 2019
Nappier, Herb 1971-72
Nash, H.E. 1901
Nau, Trevor 1974-75-76
Neblett, Bob 1954-55
Neely, Billy 1937-38
Neff, Spencer 1989
Netherland, Ken 1959-60-61
Newalu, Blake 2011-12
Newell, Samuel William 1905-06
Nichols, Jarret 1994
Nichols, Joe 1972-73-74
Nichols, Tommy 1967-68
Nicholson, Gary 1981-82, 84
Nikhazy, Doug **2019**
Nipper, Tim 1997
Norfleet, Cecil 1901
Norman, Chuck 1964
North, Nelson 1987
Nugen, Craig 2000-01

-O-

O'Brien, L.R. 1906
O'Mara, Braxton B. 1917
Oakley, Gary 1974-75
Oakley, Kenny 1967-68-69
Oates, O.M. 1912-13
Olenek, Ryan 2016-17-18-19
Oliver, Darryl 1984-85
Orvis, Sikes 2012-13-14-15
Osteen, Cooper 2004-05
Oswalt, Larry 1970
Ott, Greg 1979
Ott, Karl 1951-52-53
Ott, Reggie 1951
Oursler, Brooks 2011
Overbeck, Cody 2006-07-08
Overbey, Jake 2012-13
Overbey, Preston 2011-12-13-14
Owen, Charles 1966-67

-P-

Padgett, Chris 1983-84
Pagnozzi, Andy 2016-17
Palmer, Dave 1973-74-75
Pannell, Jim 1949



Parker, Edd Tate	1953-54
Park, Michael	2009
Park, Mike	1972-73-74-75
Parkinson, David	2016-17
Parsonage, Scott	1997-98
Paslay, Lea	1957
Pate, Jeff, mgr.	1985-86-87
Patridge, Bailey	1999-2000
Patton, Houston	1954
Patton, Jimmy	1953
Payne, Alex	1939
Peace, Rush	1955
Pearson, Ike	1937-38-39
Peeples, Dick	1932
Pegram, Joe	1956
Pelty, R.J.	1921
Penny, Ronnie	1967
Perdsock, Holt	2013-14-15-16
Peresich, Ron	1964
Perkins, Clifford P.	1897-98-99
Perkins, Nic	2015-16
Perkins, Richie	1962-63-64
Petey, Richard Jones	1921-22
Pettway, Brian	2003-04-05
Petty, Spot	1921
Phillips, Ardis	1957
Phillips, Cary	1929
Phillips, David	2009-10
Phillips, Zack	2019
Pickens, J.R.	2002
Pickens, Mike	1983
Pickering, Gary	1978-79-80-81
Pierson	1923
Pigford, Cuss	1933
Pigford, Lavelle Cuthbert	1905-06
Pilcher, Chad	2002-03-04
Pittman, Frank K.	1897
Pittman, Jim	1971-72-73-74
Pittman, Ronnie	1952-53-54
Plant, Powell (Pete)	1908-09
Pleasant, Randy	1960-61-62
Plowman, Eric	1988-89
Poindexter, William G.	1899
Poland, Hugh	1959-60
Pomeranz, Drew	2008-09-10
Pomeranz, Mike	1976-77-78-79
Pomeranz, Pat	1980-81-82-83
Poole, Barney	1947-48-49
Poole, Fleming	1942
Poole, Jackie	1951
Poole, James E. "Buster"	1935-37-38
Poole, Jordan	2011
Poole, Phillip	1947
Poole, Ray	1947
Pope, James F.	1897-98
Porter, Don	1959-60-61
Porter, Jim	1973
Porter, Ryne	2004-05
Posey, Michael A.	2001
Pounds, Pepper	1987-88-89-90
Powe, Alexander M.	1914-15
Powell, Jim	1974
Powell, Sanford	1937
Power, Logan	2006-07-08-09
Presley, Alex	2004-05-06
Presley, David	1964
Prine, Richie	1964-65
Price, Jamey	1994-95
Propst, Jake	1940-41-42
Pryor, Stephen	1994
Purdum, Kirk	1990-91-92-93
Purvis, Jay	1977-78
Purvis, Jeff	1986-87-88-89

-Q-

Quinn, Paul	1935
Queen, Titus (Mgr.)	2004-05

-R-

Ragan, Bob	1958-59-60
Rainwater, Edward W.	1897
Ramsay, George	1921-23
Randolph, Vivian	1911
Rather, Lytle A. "Alec"	1961
Rasberry, Eric	1992
Ray, David	1974-75-76
Ray, E.H. "Red"	1919
Ray, John Wesley	2015
Reasoner, Greg	1984-85
Reaves, Micah	2010
Redhead, Duncan N.	1929-30-31-32
Reed, Jack	1952-53
Reed, Leroy	1956-57-58
Reeder, Jon	2001-02
Reid, Russell	1947
Renfro, Laddie	1981-82-83-84
Reynolds, Jim	1994
Rhodes, Dave	1971
Rice, Lent	1967

Riddell, Holloway	1921
Riddley, Nate	1989-90-91-92
Rikard, Jerry	1965
Rizzo, Joe	1978-79
Roach Jr., J.B.	1906-07
Roberts, Bill	1910
Roberts, Fred	1962-63-64
Robertson, Jack	1909
Robinson, Banks	1999-2000-01-02
Robinson, Bobby	1963
Robinson, Drew	2004
Robinson, Errol	2014-15-16
Robinson, Jeff	1992-93-94
Robinson, Ronnie	1966-67
Robison, Drake	2015
Pelty, R.J.	1996-97
Rodgers, Mike	1935-37
Rodgers, Rab	2006-07
Rodriguez, Craig	1970-71-72
Rogers, Bill	2002-03
Rogers, Drew	1950
Rogers, Hal	1982-83-84-85
Rogers, Junior	2017-18
Rolison, Ryan	1997-98-99
Rosamond, Michael	1935-37-38
Rosetti, Tony J.	2017-18-19
Roth, Houston	2010-11
Rothlin, Trent	1935
Rounsaville, Charles L. "Baby"	1982
Rouse, Chuck	2017-18
Rowe, Tim	1958
Rowell, Bill	1908-09-10
Rowland, Frances H. "Doc"	1908
Ruby, Pete	1921
Russell, Earl Watkins	1976-77-78-79
Russell, Ronnie	2008
Rutland, Zack	1991-92-93
Ryan, Matt	1964
Ryland, Kenny	

-S-

Sage, Ichy	1909
Satcher, John	1997
Satterwhite, Cody	2006-07-08
Sauls, Eric	2011
Savage, Jack	1937
Scales, Samuel Webb	1900-01
Scarborough, Jack	1915-16-17
Scheider, George	1949-50-51
Scheider, Louis	1957-58
Schreiber, Bernie	1953-54-55-56
Scott, Bill	1953-54-55-56
Scott, Jake (Mgr.)	2014-15
Scott, Jon Andy	2011-12
Scruggs, Arthur E.	1923
Seamster, Bryan	2017
Sepulveda, Kody	2012

-S-
Serrideo, Anthony

Setser, Fred	1968-69-70
Shands, Harley R.	1898-99
Shanks, Cliff	1991
Shanks, Sim	2000
Shannon, C.R. "Bain"	1938-39
Shaw, John	1968-69-70
Shelby, George Bonds	1905
Shelby, Son	1939
Shelton, Dick	1953, 55-56
Shelton, Robert	1998-99
Shields, Pete	1911-12
Shinault, Percy	1897
Shinault, William	1900
Shipp, Robert W.	1897
Short, Wyatt	2014-15-16
Shumake, Les	1951-52
Siedell, Robert Earl	1961-62-63
Siedell, Rodney	1971-72-73
Sikes, James	1986-87-88
Sillers Jr., Walter "Red"	1908-09
Sills, Paul	1987
Silvia, Brian	1990-91-92
Simcox, Larry	1980-81
Simon, Bubba	1986-87
Simontis, Al	2002
Simpson, Collier	1988-89-90-92
Simpson, Jesse	2006-07
Simpson, Joel	1939
Singleton, Dave	1939
Sisk, William R.	1917-18-19
Sistrunk, Bill	1957-58-59
Skelton, Brandon	1999
Skinner, Ronnie	1981
Slay, Jim Ed	1979
Slone, Billy	1993-94
Smith, Chad	2016
Smith, Danny L.	1979-80
Smith, E.B.	1917
Smith, Fuller	2007-08
Smith, G.K.	1897
Smith, Gordon	1937-38-39
Smith, Les	1982-83
Smith, Matt	1985-86-87-88

Smith, Matt	2008-09-10-11
Smith, Pierce	2018-19
Smith, Ramey (medical)	1988
Smith, Robert Lee	1932-33
Smith, Roger	1986-87
Smith, Sam	2012-13-14-15
Smith, Seth	2002-03-04
Snapp, Mike	1975-76
Snopek, Chris	1990-91-92
Snyder, Matt	2009-10-11-12
Snyder, Mike	2009-10
Sparks, James	1901
Sparks, Thomas	1918
Spaulding, Bobby	1971-72-73
Spear, James	1963
Spears, Michael	2018
Spencer, Jackie	1977-78
Spencer, James	1935
Spicer Jr., C.B. "Spike"	1942
Spiers, J. Wood "Woody"	1962-63
Starr, Danny	1973-74-75-76
Starr, Dennis "Bulldog"	1971-72-73
Steen, Jay	1980-81
Stennett, Milton	1976
Sterbens, Chad	2000-01-02-03
Stewart, H.F.	1966
Stigler, Jimmy	1957-58
Stokes, Will	2015-16-17-18
Stone, Stoney	2005-06
Strang, David	1978-79-80
Stringfellow, Howard	1948
Stockdale, Thomas	1902
Stone, W.E. "Jack"	1899-1900-01-04
Strong, Danny, mgr.	1996
Stuyverson, Sean	2008
Sullivan, Austin	2011
Sullivan, Grant	1989-90-91
Summerlin, Guy	1980-81-82-83
Summerlin, Mike	1978-79-80-81
Sumrall, Billy	1963-64-65
Swan, David	1995-96-97-98
Swayze, Tom	1930-31-32
Swearingen, Jonathan	2002-03
Sweat, Soggy	1942
Sweeney, Rick	1988-89
Switzer, Billy	1951-52-53-54
Swolsky, David	1986-87

-T-

Talavs, Jason	1993
Taylor	1913
Taylor, James M. "Pop"	1907-08-09-10
Taylor, Leroy	1900
Tann, Joseph "Jolo"	2006-07
Tarkington, Preston	2014
Templeton, Mike	1975-77-78-79
Terrell, Ray	1941
Terry, Glenn	1972-73-75
Tharpe, Tommy	1947-48-49-50
Thomas, William "Pepper"	1954-55
Thompson, Chris	2003-04
Thorpe, Tommy	1947
Tillman, James Shannon "Jimmie"	1938-39-40
Tindall, Frank (Mgr.)	1938
Todd, Mike	1959
Tolbert, Lance	1997-98
Tolbert, Matthew	2001-02-03-04
Torrey Jr, Victor H.	1935
Toth, Kyle	2014
Tracy, Matt	2008-09-10
Tramel, Lynn	1974
Trapp, Lee Howard	1932
Travis, Jeremy	2008-09
Trent, Christian	2014-15
Triplett	1917
Trotter, Chuck	1909
Troyer, Chris, trnr.	1995-96
Tucker, Innafus N.	1911-12-13
Tuminello, Dominic	1932
Tuohey, Chuck	1959-60-61
Turner, Jack	1959
Turner, Ken	1967
Turner, Stuart	2013
Turner, Tobby	1977-78-79-80
Turner, Tab	1953-54

-U-

Underwood, Andy	1980-81-82-83
-----------------	---------------

-V-

Valverde, Charles V.	1908-09
VanderMeeden, Brett	1991
Vann, Thad "Pie"	1929
Vaughn, Cliff	2009-10
Villar, Brooks	2005
Voltz, Jude	1997-98-99-2000
Vowell, Chris	1994-95

-W-

Wade, Bobby	1967-68-69
-------------	------------

Waguespack, Jacob	2013-14-15
Wahl, Bobby	2011-12-13
Wainhouse, Joe	2015
Waite, Charlie	2000-01-02-03
Walker, Adam	1997
Walker, Brent	2001
Walker, Don	1977-78
Walker, Gerald	1929
Walker, H.H.	1904
Walker, Harvey	1929
Wakefield, Michael	2004-05
Ward, Albert	1979-80
Watkins, Enoch	1899-1900
Watkins, Josh	2015
Watson, Jim	1981, 83-84
Watson, Kyle	2015-16-17
Weathersby, Scott	2013-14-15
Webb, Bobby	1968
Webb, Skeeter	1930-31-32
Webster, Edgar	1906
Welsh, Keith	1969-70
Weese, Norris	1969-70
West, J.Q.	1910
West, Styron	1939
Whitaker, Phil	1940
White, Archie	1953-54-55-56
White, Garrett	2006
White, John J.	1898
White, Ross Weston	1932
White, Ryan	2007
White, Sonny	1950
Whitener, Ray	1964
Whittington	1923
Whittington, Jerry	1991
Whitwell, N.L.	1935
Wilbourn, Bunk	1911-12
Wilcox, Reuben "Rube"	1929-32
Williams, Charlie	1965-66
Williams, Charlie	1969-70
Williams, Don	1956-58
Williams, Dusty	1914
Williams, Edmund B.	1897
Williams, Larry	1958-60
Williams, Logan	2008-09
Williams, Mickey	1964, 66
Williams, Sid	1977
Williams, "Speedy"	1933
Williams, Willie	1957-58
Wilson, Bobby	1947-48-49-50
Wilson, Lance	2013
Wilson, Pedro	1911-12-14-15
Wilson, William E.	1919-20-21
Wilson, Willie F.	1915-16-17
Wittichen, Buddy	1954-55-56-57
Williamson, Alex	1998-99
Wood, Charles Spencer	1919-20-21-22
Woodman, J.B.	2014-15-16
Woods, Gabe	2011
Woods, Ralph	1953
Woodward, Ray	1946-47
Woolfolk, Dallas	2016-17-18
Wright, Austin	2011
Wright, Blair	2011-12
Wright, Brae	2003
Wright, Mark	2004-05-06
Wright, Skipper	1983-84-85-86

-Y-

Yandell, Robert "Bob"	1942
Yarbrough, Alex	2010-11-12
Yarbrough, Shawn	2003
Yates, Adam	2001-02-03
Yawn, Jimmy	1965-66-67
Yeates, C.W.	1899
Young, Brett	2000
Young, Ryan	1992-93-94-95

-Z-

Zabowski, Cole	2017-18-19
Ziblich, Rick	1975-76-77-78
Zick, Jeremy	2003-04



OXFORD-UNIVERSITY STADIUM/SWAYZE FIELD

The 2019 season marked the Ole Miss Rebels' 31st season and 30th year of calling the friendly confines of Oxford-University Stadium/Swayze Field home.

Construction of the \$3.75 million stadium was completed in October, 1988, while landscaping and touch-up work was finished through the course of the 1989 season and through the summer months.

The stadium's first action saw the Rebels sweep a double-header from Cumberland University on a bitter cold day, February 19, 1989. Still, a crowd of 1,016 braved the elements to be a part of that historic day in the school's baseball history.

Ole Miss officially dedicated its new home on April 22, 1989, with a ceremony attended by many dignitaries, including Hall of Famer Whitey Ford and Ole Miss great Archie Manning. A sellout crowd of 2,967 attended and watched the Rebels down Kentucky, 4-3.

The ballpark has grown and undergone changes since its original opening date, including an \$18 million renovation project prior to the 2009 season and a \$19 million project scheduled to be completed in 2018. The latest project features an exclusive performance center for Ole Miss Baseball that features the following: a new locker room, weight room, training room, players lounge, team meeting room, indoor hitting cages and an indoor pitching tunnel.

A seating area was added beyond the right field fence in 1993, where hundreds of students have become accustomed to spending their sunny spring afternoons at the ballpark.

The outfield area has since undergone another transformation as a left field and right field lounge area was constructed during the 2000 season. The area, which is complete with picnic tables and barbecue stands was expanded again prior to the 2007 season.

In the fall of 2003, the Charles M. Merkel Hitting Complex, a 6,800-square-foot indoor hitting facility, was added to the ballpark, and the indoor batting tunnel underneath the first base stands has become an indoor pitching area.

Beginning with the 2006 season, the park received a new scoreboard which contains a large video board capable of showing highlights and replays throughout the course of the game. Then completed in front of the stadium was a new office suite to house the Rebel baseball coaching staff and support staff for the program.

The 2009 renovations to O-U Stadium added a new club suite level as well as a new press box down the third base line. The grandstands were also extended down both baselines with new box seats and grandstand seating.

On the third base side of the stadium, 2009 brought the Rebels a new locker room and lounge, as well as a brand new team room with theater style seating and audio-visual equipment. Also included was a new training room. Prior to the 2011 season, the Rebels installed a new HD video board and scoreboard to replace the one put in place for the 2006 season.

In February 2016, Ole Miss Athletics announced plans for a \$19 million baseball project to enhance the student-athlete experience as well as the gameday atmosphere for Rebel fans. After multiple phases of renovations, the project was



OXFORD-UNIVERSITY STADIUM/SWAYZE FIELD FILE

CAPACITY: 11,477

OPENED: FEBRUARY 19, 1989

RENOVATED: PRIOR TO START OF 2009 SEASON, PRIOR TO 2019 SEASON

OLE MISS' OVERALL RECORD IN FACILITY: 589-240 (.714 WIN PCT. - 31 SEASONS)

SINGLE SEASON ATTENDANCE RECORD (TOTAL ATTENDANCE): 322,742 IN 2018 (36 HOME GAMES)


SINGLE SEASON ATTENDANCE RECORD (AVERAGE ATTENDANCE): 8,988 IN 2019 (34 HOME GAMES)

completed ahead of the 2019 season. The added dugout club and rooftop plaza, as well as the state-of-the-art baseball performance center, make Swayze Field one of the best facilities in all of college baseball for both fan experience and student-athlete amenities.

The addition of the Baseball Performance Center provides a new weight room exclusive to Ole Miss baseball and overlooking Swayze Field on one side and Bailey's Woods on the other. The Henry Ullrich Fueling Station, staffed by the Ole Miss Athletics nutrition staff is adjacent to the weight room, along with a players' lounge, complete with pool and ping-pong tables, TVs and gaming systems. Elsewhere on the top

floor of the facility is a new team meeting room with a projection system and theater-style seating.

The new locker room provides more space and amenities for the Rebel student-athletes and sits sandwiched between expanded equipment and training rooms. The training room features both hot and cold tubs to aid rehabilitation and recovery. Also on the lower level is the new hitting and pitching indoor facility, allowing the Rebels to work on their craft in all weather conditions. When the Rebels are ready to go, they walk past the fans in the Dugout Club, down to the first base dugout and out onto the field.





TOP HOME CROWDS

SINGLE-GAME

1. LSU	April 28, 2018	12,152
2. East Carolina	February 17, 2017	12,117
3. North Alabama	April 2, 2019	12,081
4. LSU	April 27, 2018	11,861
5. Alabama	April 13, 2013	11,729
6. East Carolina	February 18, 2017	11,494
7. Saint Louis	June 2, 2018	11,304
8. Mississippi State	April 1, 2017	11,204
9. Arkansas	March 31, 2018	11,146
10. Florida	April 5, 2019	11,026
11. Mississippi State	March 31, 2017	11,017
12. Tennessee Tech	June 3, 2018	10,891
13. Vanderbilt	April 6, 2013	10,851
14. Arkansas	March 30, 2018	10,648
15. Arkansas	April 21, 2012	10,603
16. Louisville	February 27, 2016	10,561
17. Georgia	April 21, 2018	10,471
18. Georgia	April 20, 2018	10,399
19. Jacksonville State	May 31, 2014	10,394
20. Virginia	June 6, 2009	10,323
21. South Carolina	March 26, 2016	10,184
22. Tennessee Tech	June 4, 2018	10,180
23. Utah	June 3, 2016	10,166
24. Florida International	February 19, 2016	10,129
25. Alabama	April 25, 2015	10,119

THREE-GAME SERIES

1. East Carolina	Feb. 17-19, 2017	33,070
2. LSU	Apr. 26-28, 2018	32,075
3. Florida	Apr. 5-6, 2019	31,446
4. Arkansas	Mar. 29-31, 2018	31,413
5. Mississippi State	Mar. 30-Apr. 1, 2017	30,742
6. Georgia	Apr. 20-21, 2018	29,972
7. Virginia	June 5-7, 2009	29,646
8. NCAA Oxford Regional	May 31-June 2, 2019	29,352
9. Alabama	Apr. 12-14, 2013	28,933
10. Louisville	Feb. 26-28, 2016	28,659
11. Vanderbilt	Apr. 5-7, 2013	28,210
12. Florida	Mar. 30-Apr. 1, 2012	27,991





FEDEX STUDENT-ATHLETE SUCCESS CENTER

Since May 2007, Ole Miss student-athletes have benefitted tremendously from their first-class on-campus learning environment - the FedEx Student-Athlete Success Center.

FedEx Corporation announced on April 14, 2005, a \$2.5 million gift over five years to the University of Mississippi to create such an elite academic support center for student-athletes.

The center provides state-of-the-art computer facilities and space for study halls and tutoring for men and women student-athletes, as well as additional classrooms for all students.

"FedEx has always been a strong supporter of educational initiatives at all levels," said Mike Glenn, former executive vice president of marketing development and corporate communications. "This contribution to the University of Mississippi is an extension of

our commitment to helping improve the academic resources available to students, and student-athletes in particular."

Glenn said FedEx and Ole Miss are committed to providing a strong academic foundation to enable students to reach their full potential.

The money was used to renovate a portion of the Starnes Athletic Center—which formerly housed football locker rooms, a weight room and training facilities—next to Vaught-Hemingway Stadium on All-American Drive. The 22,500-square-foot building now houses the Office of Student-Athlete Academic Support, including offices, conference rooms, 20 large and small group tutoring rooms, a large study area, a multi-media classroom, computer lab and 150-seat high-tech auditorium. The project was completed in May 2007 with an approximate cost of \$5 million.

In accepting the FedEx gift, university officials said the new center provides an important link in the university's goal to compete at the highest level in every aspect of its intercollegiate programs.

"American public universities are the best in the world largely because of the generosity of American corporations," said then-UM Chancellor Robert Khayat. "FedEx sets the standard for philanthropy by which others are measured. In this case, Ole Miss student-athletes are the primary beneficiaries, but all our students will benefit and, as a result, our entire state benefits."

In addition to this gift to the University, FedEx supports several endowed scholarship programs, the Whitten Chair in Law, the Lott Leadership Institute, the William Winter Institute for Racial Reconciliation and William Faulkner's historic home, Rowan Oak.



OLIVIA AND ARCHIE MANNING ATHLETICS PERFORMANCE CENTER

Among the finest facilities in all of college athletics, the Olivia and Archie Manning Athletics Performance Center at Ole Miss is the crown jewel in the growing athletics compound surrounding Vaught-Hemingway Stadium.

Ole Miss named the facility in honor of the Mannings in 2013, recognizing their extraordinary contributions to the University of Mississippi.

The renovation and expansion of the Manning Center was made possible by gifts to the Forward Together Campaign. In partnership with Ole Miss Athletics, the Manning family and the family of Billy Van Devender made significant contributions to the campaign in order to honor Olivia and Archie in this special way.

Located beside the South End Zone of Vaught-Hemingway Stadium, the Rebels moved into the spectacular \$18 million multi-purpose structure in fall 2004. As part of the Forward Together campaign, a \$12.5 million renovation and expansion commenced in early 2013. The project was built in phases and completed in early 2014.

Among the upgrades was the construction of a full kitchen and dining hall that is part of the Ole Miss dining program and open to every student, faculty and staff member. The "Grill at 1810" provides a nutrition center for all Ole Miss student-athletes. The Roland and Sheryl

Burns Team Meeting Room was constructed on the north end of the facility lawn between the building and the south end zone of Vaught-Hemingway Stadium. It seats approximately 200, doubling the capacity of the previous team room, and the meeting area was outfitted with state-of-the-art audio/video equipment and coaching software. Adjacent to the team room is a new head coach's office, putting all of the staff on the same level in the renovated coaching suite.

In addition to the team room, a new front door and recruiting room was added on the site of the old team room and pays tribute to the contributions of Ben Williams and James Reed, Ole Miss' first two African-American football student-athletes. The Williams-Reed Football Foyer celebrates the rich tradition of Rebel football with recruits, alumni and fans with interactive

exhibits and memorable images from the program's history.

The existing weight room was expanded on the east side of the Manning Center, widening the area by 2,000 square feet. On the west side, the locker room was overhauled and enhanced to include new player lounges and renamed the Van Devender Family Foundation Locker Room. Also, the Mattingly Family Equipment Room has been renamed to honor the memory of the late Thomas J. Mattingly and his family. AECOM, CDFL and Tipton & Associates were the architects of the renovations and expansions to the Manning Center.





HEALTH AND SPORTS PERFORMANCE

Ole Miss launched the unique and comprehensive Health and Sports Performance program in July 2012, which takes a holistic approach to providing optimal health care for the demands of elite student-athletes. Through a complete collaboration between all services provided in the Health and Sports Performance model, Ole Miss is ensured not only healthy student-athletes, but ones that can achieve peak performance. These services include strength and conditioning, athletic training, team physicians, physical therapy, massage therapy, sports psychologist and sports nutrition.

"Our team of Health and Sports Performance professionals strive to provide quality health and sports performance services based on the latest in health and strength training research," said Shannon Singletary, Senior Associate A.D. for Health and Sports Performance. "By doing this we hope to not only provide our student-athletes with a better chance of winning on the field but also give them an opportunity to lead a healthy lifestyle."

Ole Miss Health and Sports Performance has strong working relationships with student health services, local physicians and Baptist Memorial Hospital-North Mississippi, which is located just miles from the Oxford campus. The department also taps into its own University of Mississippi Medical Center in Jackson for world-class treatment from multiple specialties including orthopedics, neurology and cardiology.

The Rebels enjoy a partnership with a team of orthopedic surgeons that includes: Daniel Boyd, M.D.; Kure Lubert, M.D. and

Cooper Terry, M.D., from Oxford Orthopedic and Sports Medicine, as well as William Geissler, M.D. and Bob McGuire, M.D., from the University of Mississippi Medical Center.

Jeff Dennis, M.D., also provides primary care services as a part of the Internal Medicine Associates of Oxford.

Ole Miss' athletic trainers begin treatment and rehabilitation as early as 6 a.m. and are available until the last student-athlete is finished with practice or competition. There are currently six athletic training facilities on campus with the two main athletic training rooms located in the Starnes Athletic Training Center and the Manning Center. In addition, there are four satellite athletic training rooms located in The Pavilion at Ole Miss, Tuohy Basketball Center, Gillom Sports Center and Oxford-University Stadium/Swayze Field.

The main athletic training rooms are stocked with equipment such as digital x-ray systems, stationary bikes, laser therapy equipment, therapeutic modalities, underwater treadmills and Biodex testing equipment. Each component is strategically designed to not only give the student-athletes

the best care but also aid in returning them to competition as quickly and safely as possible.



Josh Porter
Senior Athletic
Trainer



**Dr. Marshall
Crowther**
Medical Director



STRENGTH AND CONDITIONING

The mission of the Ole Miss Baseball Strength and Conditioning Program is to build injury resiliency and elevate physical performance through a sound and systematic year 'round training program. This is first accomplished by developing a level of general physical preparedness which gives the athletes a solid foundation of strength and endurance to be ready handle the demands of a long, competitive baseball season. It also is a prerequisite before moving on to more baseball/position specific training attributes such as speed-strength, power, acceleration, speed/agility, and shoulder, hip and thoracic spine mobility. A solid base of general physical preparedness in combination with a strength program tailored to the athlete's specific sport demands gives the Ole Miss baseball team the physical tools to compete at the highest level.

Along with the physical development of the athletes, the strength program is responsible for assisting in developing a winning culture. It carries over the head coach's message in between competitive seasons. This is done through difficult team building workouts where athletes must work together to overcome adversity—Omaha Challenge, demanding accountability, emphasizing attention to detail, and instilling discipline. Holding athletes

accountable for punctuality, being properly dressed to train, giving maximal effort and being a good teammate all go a long way in the development of a unified-winning team and in positively influencing athlete's lives for future success.

Assistant coordinator of strength and conditioning Zach Boone is in his third season working with the baseball team after arriving in Oxford from Illinois in the summer of 2017. Boone spent

three seasons leading the Illini baseball program's strength and conditioning where he was a part of the 2015 B1G Champion baseball team. Prior to that was he was at the University of Florida, where he assisted with the 2014 SEC Champion baseball team. Boone earned a Bachelor of Science in Physical Education/Teacher Education from West Virginia University in 2011. He also earned his Master of Science in Athletic Coaching Education from WVU two years later.



Zach Boone
Assistant Coordinator
of Strength and
Conditioning



Will Atkinson
Strength and
Conditioning Intern

OLE MISS ATHLETICS

VISION

The Department of Intercollegiate Athletics at The University of Mississippi will strive to be the number one academic and athletics program through the strong emphasis of core values and the opportunity to experience athletic pursuits at the highest level.

PURPOSE

The ultimate purpose of the Ole Miss Department of Intercollegiate Athletics is to develop students to their fullest potential through athletics.

CORE VALUES

Academic Excellence
Integrity
Social Responsibility
Student-Athlete Welfare

University Integration
Community Engagement
Competitive Excellence



STUDENT-ATHLETE DEVELOPMENT - ACADEMIC SUPPORT

Ole Miss student-athletes not only have the opportunity to play in one of the best conferences in the nation, they also attend a university that is world-renowned for its academics.

Led by Senior Associate Athletics Director for Student Athlete Development Dr. Bob Baker, the Office of Student-Athlete Academic Support is committed to helping all Ole Miss student-athletes achieve academic success. Baker is assisted by a staff of full-time academic counselors, learning specialists, tutorial coordinators, interns and more than 150 academic strategists, academic mentors and tutors.

The mission of the FedEx Student-Athlete Success Center is to promote academic and personal achievement through quality developmental and need-based programs designed to empower and holistically develop student-athletes for life after collegiate athletics.

The staff provides resources, experience and knowledge empowering each studentathlete to reach his/her academic, career and personal potential. The FedEx staff pursues this mission by promoting academic success with integrity, strict adherence to university, SEC and NCAA rules, and a dedication to excellence.

Ole Miss has a long history of academic success among its baseball program, which includes eight Academic All-Americans, 67 selections to the Southeastern Conference's First Year Academic Honor Roll and 283 selections to the SEC Academic Honor Roll.

Last year, Ole Miss placed a total of 16 student-athletes on the SEC's First Year and Spring honor rolls.

Additionally, the Ole Miss baseball program graduated three players, Parker Caracci, Chase Cockrell and Connor Green in May 2019. The Rebels added another graduate, Ryan Olenek, in December 2019, in addition to eight graduates through the Rebel Reconnect program.

Among all sports, Ole Miss had 228 student-athletes named to the SEC Academic Honor Rolls in 2018-19 and posted the highest cumulative semester GPA in recorded history with a 3.05.

With Ole Miss Athletics taking its place among the best in the nation, the FedEx Student-Athlete Success Center staff hopes that the Rebel graduates of today have a great impact in the future of tomorrow.



Dr. Bob Baker
Senior Associate AD
for Student-Athlete
Development



Sheila Padgett
Assistant Director
Academic Support



STUDENT-ATHLETE DEVELOPMENT - LIFE SKILLS



Jennifer Saxon
Associate A.D. for
Student-Athlete
Development

Student-Athlete Development - Life Skills is a well-rounded program to challenge our student-athletes to be lifelong learners while pursuing continuous improvement academically, relationally, socially, personally, and professionally during and beyond their careers as student-athletes.

Under the direction of Assistant Athletics Director for Student-Athlete Development Jennifer Saxon, the program consists of these five vital components:

- **The Commitment to Academic Excellence** is promoted through a full range of services that include orientation, advising, tutoring, academic skills training and the recognition of academic excellence.
- **The Commitment to Athletic Excellence** is developed by the department's 10 women's and eight men's intercollegiate sports teams. The sponsorship is based on equity and compliance to all University, NCAA and Southeastern Conference rules and regulations.
- **The Commitment to Career Development** is a joint effort of the Ole Miss Athletics Department and Career Center. The goal is to prepare student-athletes for their transition out of sports and into the career development process. Career

development components of the program include special workshops and programs for student-athletes and a senior resume brochure.

- **The Commitment to Academic Excellence** is promoted through life skills and personal development seminars and sponsorship of the Student-Athlete Advisory Committee.
- **The Commitment to Service** is promoted - in conjunction with the University Counseling Center - through many community service projects throughout the year. Ole Miss student-athletes are very involved in the community as the community service program continues to grow.

NCAA COMPLIANCE

BOOSTER

A representative of the institution's athletics interests (booster) is an individual, independent agency, corporate entity or other organization who is known to have been involved in promoting the institution's athletics programs, made financial contributions to the athletics department or booster organizations or provided benefits to enrolled student-athletes and/or their families. For example, you are a booster if you have donated to the QB Club, purchased season tickets or employed a student-athlete.

EXTRA BENEFIT?

An extra benefit is any special arrangement by an institutional employee or a booster to provide a student-athlete (or their family) a benefit that is not generally available to other University students or is not expressly authorized by the NCAA. Examples of extra benefits include tickets to sporting events/concerts, reduced cost housing, meals, discounts on services, use of a car, etc. Extra benefits will jeopardize a student-athlete's eligibility.

WHO IS A PROSPECT?

A prospect is a student who has started classes for the ninth grade or above (seventh grade for men's basketball), is attending prep school or junior college or who has withdrawn from a four-year college and plans to transfer. A prospect remains a prospect until they enroll and attend classes for a regular term (i.e. not summer) at the University. This means a prospect remains a prospect even after verbally committing or signing a National Letter of Intent.

WHAT IS INSTITUTIONAL CONTROL?

Institutional control of athletics is a fundamental requirement of NCAA legislation. A University is required to educate boosters on NCAA rules and regulations and monitor the athletics program for adherence to those rules. The University is responsible for the actions of its alumni, boosters and fans. If you have any questions or concerns please contact our office at 662-915-1594.

For current NCAA news and rules follow us on Twitter @RebelCompliance or visit the Compliance web page at www.olemisssports.com.



DR. GLENN BOYCE | CHANCELLOR



Dr. Glenn Boyce became the 18th Chancellor of the University of Mississippi on October 14, 2019, following his appointment by the Board of Trustees of the Mississippi Institutions of Higher Learning (IHL).

A first-generation college graduate, Boyce earned his bachelor's degree in education and a doctorate in education leadership from the University of Mississippi. His career spans more than 37 years across secondary and post-secondary education. Most recently, Boyce served as Commissioner of Higher Education for the State of Mississippi for three years before retiring in June 2018. In that position, Boyce led the state's university system, which includes four research and four regional universities, one academic health science center and the executive office.

As commissioner, Boyce oversaw a university system serving more than 95,000 students, nearly 28,000 faculty and staff, 1,666 buildings with 36.7 million square feet, and a \$4.5 billion operating budget. During his tenure, the university system set record enrollments, awarded record numbers of degrees, launched the statewide "Complete 2 Compete" program to increase the number of degree holders in Mississippi, prioritized the needs of business and industry and streamlined operations to increase efficiencies.

Previously, Boyce served as the IHL's associate commissioner for academic and student affairs. He joined IHL after serving as president of Holmes Community College for more than nine years.

The breadth of Boyce's education experience includes service on numerous state and regional education boards. He was a trustee for the Southern Association of Colleges and Schools Commission on Colleges, the regional body for the accreditation of degree-granting higher education institutions

in the Southern states. He served on the board of directors of the Mississippi Commission on College Accreditation, the board responsible for ensuring that all academic degree-granting institutions statewide, including both public and private sectors, are held to a shared standard of accountability.

Additionally, Boyce served for years as co-chair of the Education Achievement Council, established by state law to ensure all levels of education, state leaders and the business community work collaboratively to increase educational attainment in the state.

Boyce and his wife, Emily, met while Ole Miss undergraduates and attended an Ole Miss basketball game on their first date. The Boyces are also Ole Miss parents as all three of their daughters — Brittany, Danielle and Madeline — hold a degree from the university. Brittany is a certified public accountant in Nashville, Danielle is sales director for a tech startup in San Francisco, and Madeline is a physician assistant in Jackson. Boyce enjoys golf, tennis, pickleball, snow skiing and family vacations in the mountains.

ATHLETICS COMMITTEE



Dr. Ron Rychlak
Chairman



Michael Barnett
Faculty Senate
Representative



Dr. David Case
Committee
Secretary



Andrew Kilpatrick
Alumni
Representative



Mike Glenn
At-Large
Member



Dr. Laurel Lambert
University
Faculty



John Darnell
M-Club Immediate
Past President



Matthew Lusco
Alumni
Association
President



Lampkin Butts
Alumni President
Elect



Dr. Brice Noonan
Faculty Senate
Representative



Candie Simmons
Alumni
Representative



Barron Mayfield
Associated Student
Body President



Dr. Jason Ritchie
University
Faculty



Jason Shirkey
University
Staff



Erica McKinley
General
Counsel



LouAnn Woodward, M.D.
Medical Center
Faculty



Dr. Ethel Scurlock
University
Faculty

PAST ATHLETICS COMMITTEE CHAIRMEN



Judge William
Hemingway
1920s-37



Dr. T.A.
Bickerstaff
1937-72



Dr. Richard Keyes
1972-77



Dr. Parham
Williams
1978-83



Dr. Max Williams
1983-97



Dr. Robert
Weems
1997-2007



KEITH CARTER | VICE CHANCELLOR FOR INTERCOLLEGIATE ATHLETICS



Keith Carter, a former Rebel All-American basketball player and long-time senior staff member of the Ole Miss athletics department, was named Vice Chancellor for Intercollegiate Athletics on November 22, 2019 by University of Mississippi

Chancellor Glenn Boyce.

Carter originally served in the role on a temporary basis, having the interim tag removed after receiving a unanimous recommendation from the members of a highly respected search committee.

Carter has served as Ole Miss Deputy A.D. for Development and Resource Acquisition since February 2018. He was the Chief Revenue Officer for the athletics department while overseeing the Foundation and serving as the sport administrator for baseball and men's basketball.

Carter joined the athletics department in September

2009 and served as Executive Director for the Ole Miss Athletics Foundation since June 2012. He received the 2016 Fundraiser of the Year Award from the National Association of Athletic Development Directors (NAADD).

Under Carter's guidance, the Foundation experienced its four highest years for donations, including a record \$45.6 million in cash contributions in 2015-16. During his tenure, commitments to the Forward Together capital campaign increased from \$62 to \$180.8 million in cash and pledges toward its goal of \$200 million.

Among the major gifts was a \$25 million gift from Jerry "Doc" Hollingsworth, which included \$10 million in cash, the largest gift in the history of the Ole Miss athletics department by a single individual or organization. Carter was also responsible for several other seven-figure gifts including a \$3.7 million anonymous gift, and a \$2 million gift to the re-name the basketball practice facility to the Tuohy Basketball Center. He worked with executive level staff to build the vision for facility growth through

the Forward Together campaign, which included plans for the \$96.5 million Pavilion at Ole Miss.

Carter joined the Ole Miss Athletics Foundation after spending the previous year with the UM Foundation, where he worked in donor relations and meeting the financial needs of the School of Business.

A four-year starter at Ole Miss, Carter helped the Rebels to a pair of Southeastern Conference Western Division titles in 1997 and 1998 and earned All-America honors after his senior season in 1999. The four-year starter received All-SEC first and second team honors in 1998 and 1999. He also won a gold medal as a member of the U.S. national team at the 1998 Goodwill Games. Carter played professional basketball in Italy from 2001 until 2008.

A native of Perryville, Arkansas, Carter lives in Oxford with his wife, Jill, and three children — Drew, Callie and Hayes.

ATHLETICS LEADERSHIP



Lynnette Johnson
Deputy AD for Sports
and Administration
/ SWA



Tom Kleinlein
Deputy Athletics
Director



Paul McCarthy
Athletics Compliance
Officer/Senior
Associate General
Counsel



Bob Baker
Senior Associate AD
for Student-Athlete
Development



Julie Owen
Senior Associate AD
for Compliance



Angela Robinson
Senior Associate AD
for Finance



Shannon Singletary
Senior Associate AD
for Health and Sports
Performance



Joe Swingle
Senior Associate
AD for Facilities and
Event Management



Kyle Campbell
Associate AD
for Communications



Micah Ginn
Associate AD
for Sports Productions
and Creative Services



Jason List
Associate AD
for Marketing and
Fan Experience



Matt Mossberg
Associate AD
for Development/
Major Gifts



Wesley Owen
Associate AD
for Resource
Development



Jennifer Saxon
Associate AD
for Student-Athlete
Enhancement



Will Kava
Assistant AD
for Compliance



Neal Mead
Assistant AD
for Event Management



Andy Williams
Assistant AD
for Finance



MEDIA SERVICES AND GUIDELINES

The University of Mississippi appreciates your interest in the Ole Miss baseball program. The Athletics Communications office wants to serve the media members in the best way possible, and hopes the following guidelines are helpful to the media covering the Rebels during the 2020 season. The Athletics Communications staff looks forward to working with the media during the season. Please call the office (662-915-7522) if there are any questions or needs.

CREDENTIALS

Please contact the Athletics Communications Office for game credentials. Requests for credentials should be emailed to **Alex Sims** at apsims@olemiss.edu and will be limited to working members of the media. Credentials will be held at the will-call window located at the media entrance at the main gate of Oxford-University Stadium/Swayze Field.

Space problems in the indoor portion of the press box can occur because of limited seating. As a result, priority will be given to media representatives that cover Ole Miss Baseball on a regular basis. Credentials are non-transferable. Unauthorized use is strictly prohibited.

GOVERNOR'S CUP GAME CREDENTIALS

Credential requests for the Governor's Cup Game against Mississippi State should be directed to the Ole Miss Athletics Communications office for any media who do not regularly cover one of the two participating teams.

INTERVIEW POLICY

All interview requests — coaches and players — **MUST** be coordinated through the Athletics Communications office. During the week, head coach Mike Bianco and players will generally be available for interview before practice on non gamedays, unless arranged otherwise. Please email or text your player requests to **Alex Sims** (662.816.9610) by 5 p.m. of the day prior to interviews if possible. There will be no gameday player interviews until after the game.

All interview sessions (non gameday) will take place on the field near the third base dugout at Oxford-University Stadium. Postgame interviews will also take place down the third base line of Swayze Field approximately 10 minutes following the conclusion of each home game.

PRACTICE POLICY

Ole Miss baseball practices and walk-thrus are open to the public and the media unless otherwise noted.

POSTGAME INTERVIEWS

Both team locker rooms are **CLOSED** to the media following the game, by facility policy. Selected players will be brought to the media down the first base line following a 10-minute cooling off period. Ole Miss head coach Mike Bianco will address the media approximately 10 minutes after the game following player interviews. On some occasions, the selected players and coach may also be requested for radio interviews with the Ole Miss Radio Network or national television, and will meet those obligation for interviews first.

Visiting coach and player interviews will be coordinated through the visiting team's communications contact.

OLEMISSSPORTS.COM

For updated statistics, rosters, game notes and all Rebel news on the Internet, go to the official Ole Miss athletics website at **OleMissSports.com**. For those out of range of the Mississippi Network's radio broadcast, live audio of the game is available to **OleMissSports.com's** premium subscribers and the

ATHLETICS COMMUNICATIONS

Baseball Contact **Alex Sims**
 Phone Cell: 662.816.9610
 Office: 662.915.1083
 Email apsims@olemiss.edu
 Address 908 All-American Drive
 University, MS 38677



Alex Sims
Assistant Director of
Communications



Davis McCool
Communications
Assistant

official Ole Miss Sports app. In addition, daily news and nuggets as well as in-game score updates are available on the official Twitter account of Ole Miss Baseball, **@OleMissBSB**.

REBEL ROAD HEADQUARTERS

- | | |
|----------------|--|
| Trip #1 | East Carolina February 28 - March 1
Holiday Inn Greenville
203 Greenville Blvd. SW
Greenville, NC 27834
252-355-8300 |
| Trip #2 | ULM March 10-11
Courtyard by Marriot Monroe Airport
4915 Pecanland Mall Dr.
Monroe, LA 71203
318-388-0034 |
| Trip #3 | Texas A&M March 19-21
Hyatt Place College Station
1100 University Dr. E
College Station, Texas 77840
979-846-9800 |
| Trip #4 | Mississippi State April 9-11
Holiday Inn Express and Suites Starkville
110 MS-12
Starkville, MS 39759
662-324-0076 |
| Trip #5 | Florida April 24-26
DoubleTree by Hilton Gainesville
3726 Southeast 40 Boulevard
Gainesville, FL 32608
352-375-2400 |
| Trip #6 | Georgia May 1-3
Holiday Inn Express Athens-University Area
513 W Broad St.
Athens, GA 30601
706-546-8122 |
| Trip #7 | Alabama May 14-16
Holiday Inn Express and Suites
1120 Veterans Memorial Pkwy
Tuscaloosa, AL 35404
865-934-3084 |
| Trip #8 | SEC Tournament May 19-24
Hotel Location TBD Based On Seeding
Birmingham, AL |

TYPICAL WEEKLY SCHEDULE

TUESDAY	WEDNESDAY	THURSDAY	FRIDAY	SATURDAY	SUNDAY
<ul style="list-style-type: none"> Gameday Coach Bianco and select players available postgame. 	<ul style="list-style-type: none"> Practice Media Availability 2:30 p.m. Swayze Field 	<ul style="list-style-type: none"> Travel Day for road series. Practice/media availability for home series. 	<ul style="list-style-type: none"> Gameday Coach Bianco and select players available postgame. 	<ul style="list-style-type: none"> Gameday Coach Bianco and select players available postgame. 	<ul style="list-style-type: none"> Gameday Coach Bianco and select players available postgame.



WORKING PRESS AREAS

The press box at Oxford-University Stadium is an enclosed structure down the third base line of the stadium with indoor and outdoor seating. The home and visiting radio booths are located behind home plate on the club level of the stadium. Additional media may be seated on the film deck behind home plate and directly below the broadcast booths. You must have a pass to enter the press box. It is equipped with a bathroom and is non-smoking.

PHOTOGRAPHERS

Still photographers may shoot from the film deck behind home plate or inside the camera wells down both base lines. Photographers are not allowed to shoot from within the dugout area. Any photographer not following the guidelines may have his credentials revoked at any time. Credentials must be clearly and properly displayed at all times. To request a credential, please contact **Alex Sims** in the Ole Miss Athletics Communications office.

RADIO

Please contact the Athletics Communications Office for credentials. The visiting radio booth is behind home plate on the first base side of the plate. Space for a crew of four is allowed for each broadcasting medium. As required by the SEC, Ole Miss provides phone lines for visiting radio.

PARKING

The press parking area is located next to the main athletics building in a marked lot off Gertrude Ford Parkway parallel to Oxford-University Stadium/Swayze Field (see map below). The media entrance into the press parking area is off Gertrude Ford Parkway. Media members who request parking privileges in advance can use their season credential (if applicable) or their names placed on a media parking list which will be given to the traffic control personnel at the entrance approximately two hours prior to first pitch. Space is limited and is on a first-come, first-served basis in the lot.

Media parking passes are only applicable on gameday. Media members that attend practices, press conferences and other on-campus events during the week should



MEDIA SERVICES AND GUIDELINES

make arrangements with campus parking by visiting ole-miss.edu/parking/media.html.

MEDIA SERVICES

Complete pregame notes with team and individual statistics and rosters are available in the press box. During and after the game, communications personnel will provide assistance along with final box scores following the game.

INTERNET ACCESS

The press area is equipped with secured wireless internet access for use by the media for sending stories and photographs. A limited number of ethernet lines are available in the press box.

AUDIO/VIDEO

Ole Miss offers free FTP downloads of game highlights and interviews with coaches and players for television stations to use during regularly scheduled news/sports-casts. To access the Ole Miss FTP site, please contact Seth Austin with Ole Miss Sports Productions at saa-usin@olemiss.edu or 662-816-3436.

Press conferences, media opportunities, practices and any form of competition may not be broadcast live without prior consent of the athletics department. Content attained via FTP should be credited to Ole Miss Athletics.

EXTENSIVE COVERAGE ON ESPN'S FAMILY OF NETWORKS

The Rebels will have 10 games scheduled on ESPN's television platforms this season while at least an additional 36 games will be SEC Network+ events available to stream online and the WatchESPN app. As the SEC Network continues its TV and online coverage of college baseball, Ole Miss is excited to once again announce that all home games will be televised on SEC Network+.

More than 90 Southeastern Conference baseball games have been slated to air across ESPN networks (ESPN, ESPN2, ESPNU, SEC Network), including 75 on SEC Network. Coverage of the conference sport on national television has quadrupled since SEC Network launched in 2014.

SEC NETWORK+

With the addition of SEC Network+, Ole Miss Baseball can be watched more than ever and nationwide. This season, there will be approximately 27 live home games on SEC Network+.

PRIMARY MEDIA OUTLETS

Oxford/University Media

Oxford Eagle.....	662-234-4331
Daily Mississippian (campus)	662-915-5503
Oxford Citizen	662-380-5409
Ole Miss Spirit/247Sports.com	662-236-2667
RebelGrove.com/Rivals.com	662-238-7762
HottyToddy.com	662-816-8594
UMTV (campus).....	662-915-5508
WQLJ-FM 93.7	662-236-0093
WUMS-FM 92.1 (campus)	662-915-5395

Additional Regional Media

Associated Press	601-948-5897
Biloxi Sun Herald	228-896-2100
Bolivar Commercial.....	662-843-4241
Clarion-Ledger	601-961-7294
Clarksdale Press Register	662-627-2201
Commercial Appeal	901-529-2360
Commercial Dispatch	662-328-2471
Daily Corinthian.....	662-287-6111
Daily Leader.....	601-833-6961
Daily Sentinel-Star	662-226-4322
Delta Democrat Times	662-335-1155
Enterprise-Journal	601-684-2421
Greenwood Commonwealth	662-453-2908
Hattiesburg American	601-582-4341
Meridian Star	601-485-1203
Mississippi Network.....	601-957-1700
Mississippi Press/Press-Register	800-655-6597
Natchez Democrat.....	601-442-9101
Northeast Mississippi Daily Journal.....	662-842-2611
Vicksburg Post.....	601-636-4545
West Point Times Leader	662-494-1422
Panolian	662-563-4591
Rebel Nation	601-503-7205
WCBI-TV (CBS).....	662-245-0133
WTVA-TV (NBC).....	662-842-7620
WREG-TV (CBS).....	901-543-2117
WMC-TV (NBC).....	901-726-0416
WATN-TV (ABC).....	901-321-7617
WHBQ-TV (Fox).....	901-320-1345
WJTV-TV (CBS)	601-944-4920
WLBT-TV (NBC).....	601-960-4428
WAPT-TV (ABC).....	601-922-1652
WABG-TV (ABC)	662-332-0949
WXVT-TV (CBS)	662-334-1500
WTOK-TV (ABC)	601-693-6397
WLOX-TV (ABC).....	228-896-1313
WDAM-TV (NBC)	800-844-0730



OLE MISS BASEBALL RADIO NETWORK

The excitement of Ole Miss Baseball can be heard on approximately 20 radio stations this season by tuning in to the Ole Miss Baseball Radio Network.

All Ole Miss games can be heard with a standard air time beginning 30 minutes prior to first pitch.

The Ole Miss IMG Sports Network will bring Rebel baseball broadcasts into homes in Mississippi as well as in the nearby states of Alabama, Arkansas, Louisiana and Tennessee. On some of the more powerful AM stations, the broadcasts carry into Florida, Georgia, Kentucky, Missouri and Texas. In addition, every game can be heard worldwide over the internet at www.OleMissSports.com, while select games will be available on SiriusXM Satellite Radio.

"The Voice of the Rebels," David Kellum, returns for his 30th season handling the Ole Miss radio play-by-play call across the Rebels "big three" sports. The veteran broadcaster also serves as the play-by-play announcer for both Ole Miss football and men's basketball. In 1998, 2000, 2002, 2004, 2010, 2011, 2015 and 2017, Kellum was honored as the Mississippi Sportscaster of the Year, as voted on by the National Sportscasters and Sportswriters Association members in the state. In August of 2006, he received the "Lindsey Nelson Outstanding Sportscaster" award from the All-American Football Foundation.

Kellum's first link with Ole Miss athletics was in 1978. As a 19-year-old freshman, he began broadcasting Rebel baseball and has handled the baseball play-by-play for the past 42 seasons.

He has also been the play-by-play announcer for women's basketball and a public address announcer at football and basketball games.

Kellum hosts RebTalk, the weekly coach's radio call-in show for men's basketball and football at Bourne in Oxford. Baseball will be a featured sport with coaches and players as guests for select broadcasts this spring.

All-time Rebel great Brad Henderson will join Kellum in the booth for the 2020 season. Henderson starred on the field for Ole Miss from 1996-1999. He left the program with numerous all-time marks in the record book and still today stands atop several hitting categories.

The four-year letterman is the program's hit king with 298 career hits and also holds all-time school records for doubles (60), runs scored (198) and total bases (494). Hitting .371 during his career (sixth all-time), the Tupelo, Mississippi, native also cracks the top 10 with 40 home runs (fourth) and 160 RBI (seventh).

As a senior, Henderson earned All-America honorable mention accolades from the National Collegiate Baseball Writers Association and was a first team All-SEC second baseman. He ripped a program-record 24 doubles that season. Following his college baseball days, Henderson was drafted by the Oakland Athletics in the 1999 MLB Draft.



David Kellum
"The Voice of the Rebels"



Brad Henderson

2020 RADIO AFFILIATES

Amory	WAMY-AM (1580)
Batesville/Senatobia	WTNM-FM (93.7)
Brookhaven	WBKN-FM (92.1)
Columbus	WNMQ-FM (103.1)
Corinth	WXRZ-FM (94.3)
Greenwood	WYMX-FM (99.1)
Hattiesburg	WFMN-FM (97.3)
Hazlehurst	WDXO-FM (92.9)
Jackson	WFMN-FM (97.3)
Laurel	WLAU-FM (99.3)
Lexington, TN	WZLT-FM (99.3)
Louisville	WLSM-FM (107.1)
McComb	WMPK-FM (93.5)
Memphis	WHBQ-FM (560)
Meridian	WZKR-FM (103.3)
Natchez	WKSO-FM (97.3)
Ocean Springs	WOSM-FM (103.1)
Oxford	WOXF-FM (105.1)
Philadelphia	WHOC-AM (1490)
Prentiss	WJDR-FM (98.3)
Tupelo	WWMR-FM (102.9)
Vicksburg	WVBG-AM (1490)
Water Valley	WQLI-FM (105.5)
Waynesboro	WABO-AM (990)
Yazoo City	WBYP-FM (107.1)
Nationwide	Satellite Radio (SiriusXM)
Online	OleMissSports.com (CBS Interactive)
Mobile	Ole Miss Sports Gameday app

NOTE: Ole Miss Radio Network affiliate list is subject to change ... All games can be heard on OleMissSports.com or via the TuneIn app ... Select games will be available on Sirius XM Satellite Radio.

OLE MISS SPORTS PROPERTIES



Chris Helsel
General Manager



Gary Saunders
Associate General Manager



Brandon Hudspeth
Senior Account Executive



Dylan Tolley
Account Executive



Brynna Waters
Premium Services Coordinator

Ole Miss Sports Properties is the local Learfield IMG College team dedicated to the Rebels. Learfield IMG College, a new company formed following the merger of Learfield and IMG College on Dec. 31, 2018, is the athletics multimedia rightsholder for the University of Mississippi. Headquartered in Plano, Texas, the company has offices across the country, and on campuses nationwide, which allow for extended resources, innovations and national brand opportunities back to its local team dedicated to Ole Miss. Learfield IMG College, with its deep roots in college sports representing institutions nationwide, has long had the privilege of

being an advocate for intercollegiate athletics and the student-athlete experience.

Since 2008, it has served as title sponsor for the acclaimed Learfield IMG College Directors' Cup, supporting athletic departments across all divisions.

The Learfield IMG College suite of services includes licensing and multimedia sponsorship management; publishing, broadcasting, digital and social media; ticket sales and professional conces-

sions expertise; branding; campus-wide business and sponsorship development; and venue technology systems. The company places tremendous emphasis on its people, providing utmost service to its collegiate partners, and cultivating a company which also gives back to the communities in which it serves. The company's people-first mentality and core values of "Build the Team, Grow the Company, Have Fun, and Love and Serve Others" are accentuated through a culture driven to exceed goals, serve its clients enthusiastically, work as a team, celebrate successes, and do what is right and honest in every endeavor.



EASTON
#1 BAT
COLLEGE
WORLD SERIES®
HISTORY

ADV 360
THE
MOST REVOLUTIONARY
2-PIECE COMPOSITE BAT

MAXIM 360
1-PIECE COMPOSITE,
**LONGEST BARREL &
BIGGEST SWEET SPOT**



EASTON
**THE
REVOLUTION
IS HERE**

BBCOR
CERTIFIED .50

ALPHA 360

1-PIECE ALLOY DESIGN,
**SOLID FEEL &
NATURAL SOUND**



FLIYZE 360

2-PIECE HYBRID DESIGN &
THINNEST WALLS



SHOP THE SAME GEAR USED BY ELITE
COLLEGE ATHLETES AT **EASTON.COM**

Ole Miss

**PROUD SPONSOR OF
OLE MISS BASEBALL**



#1 Bat in College World Series® History claim based on College World Series data (titles, at-bats, hits and home runs), since NCAA adoption of non-wood bats, as reported by the NCAA®, together with data from Easton Diamond Sports, LLC.

TAG US AND USE #POWEREDBYEASTON



@EASTONBASEBALL



@EASTON_BASEBALL



@EASTONBASEBALL



@EASTONSPORTSNETWORK

#PROREBS



Houston Roth
A Short

Wyatt Short
AAA



Stuart Turner
AAA

Ryan Rolison
A Advanced
Will Golsan
A Full
Will Ethridge
A Short

Cooper Johnson
A Full
Cole Zabowski
Rookie

Grae Kessinger
A Full

Zack Phillips
Rookie Advanced



Mike Mayers
MLB

Errol Robinson
AA

Matt Snyder
AAA
Chad Smith
AA
Nick Fortes
A Advanced

Bobby Wahl
MLB
Thomas Dillard
A Full

Braxton Lee
AAA



Brady Feigl
A Advanced

Henri Lartigue
AA
David Parkinson
AA
James McArthur
A Advanced

Drew Pomeranz
MLB



Zack Cozart
MLB

Chris Ellis
AAA

Lance Lynn
MLB

Jacob Waguespack
MLB

Aaron Barrett
MLB

Parker Caracci
A Short

FEBRUARY

Sun	Mon	Tue	Wed	Thu	Fri	Sat
					14 UL 4 PM	15 UL 1:30 PM
16 UL NOON	17	18 A-STATE 4 PM	19 ALCORN 4 PM	20	21 XAVIER 4 PM	22 XAVIER 1:30 PM
23 XAVIER NOON	24	25 USM 4 PM	26	27	28 HPU ¹ 11 AM	29 ECU ¹ 3:30 PM

MARCH

Sun	Mon	Tue	Wed	Thu	Fri	Sat
1 IU ¹ 10 AM	2	3 MEM 6:30 PM	4	5	6 PRINCETON 6:30 PM	7 PRINCETON 1:30 PM
8 PRINCETON NOON	9	10 ULM 6 PM	11 ULM 4 PM	12	13 LSU* 6:30 PM	14 LSU* 1:30 PM
15 LSU* 1:30 PM	16	17 UT MARTIN 6:30 PM	18	19 TAMU* 6 PM	20 TAMU* 6:30 PM	21 TAMU* 2 PM
22	23	24 MEM 6 PM	25	26	27 ARK* 8 PM	28 ARK* 7 PM
29 ARK* 2 PM	30	31 USM ² 6 PM				

APRIL

Sun	Mon	Tue	Wed	Thu	Fri	Sat
			1	2	3 USC* 6:30 PM	4 USC* 6 PM
5 USC* 1:30 PM	6	7 UAPB 11 AM	8	9 MSU* 6:30 PM	10 MSU* 6:30 PM	11 MSU* 3 PM
12	13	14 BELMONT 6:30 PM	15 UNA 6 PM	16	17 VANDY* 6:30 PM	18 VANDY* 4 PM
19 VANDY* 1:30 PM	20	21 MSU* 6 PM	22	23	24 UF* 5:30 PM	25 UF* 5:30 PM
26 UF* 11 AM	27	28	29	30		

MAY

Sun	Mon	Tue	Wed	Thu	Fri	Sat
					1 UGA* 6 PM	2 UGA* 1 PM
3 UGA* 12 PM	4	5	6	7	8 AUB* 6:30 PM	9 AUB* 7 PM
10 AUB* 1:30 PM	11	12 A-STATE 6:30 PM	13	14 UA* 6 PM	15 UA* 6 PM	16 UA* 1 PM

■ - HOME ■ - AWAY * SEC OPPONENT
 1. KEITH LECLAIR CLASSIC 2. PEARL, MS

