

2011 RECORD	OVERALL	HOME	AWAY	NEUTRAL
ALL GAMES	2-10-0	1-6-0	1-4-0	0-0-0
CONFERENCE	0-8-0	0-4-0	0-4-0	0-0-0
NON-CONFERENCE	2-2-0	1-2-0	1-0-0	0-0-0

DATE	OPPONENT	TV	W/L	SCORE	ATTEND
Sep 3	BYU	ESPN	L	13-14	55124
Sep 10	SOUTHERN ILLINOIS	PPV	W	42-24	58504
Sep 17	at Vanderbilt*	SEC Network	L	7-30	34579
Sep 24	GEORGIA*	SEC Network	L	13-27	58042
Oct 1	at Fresno State	ESPN2	W	38-28	32063
Oct 15	#2 ALABAMA*	ESPN2	L	7-52	61792
Oct 22	#9 ARKANSAS*	SEC Network	L	24-29	57951
Oct 29	at #23 Auburn*	ESPNU	L	23-41	85347
Nov 5	at Kentucky*	ESPNU	L	13-30	56882
Nov 12	LOUISIANA TECH [HC]	CSS	L	7-27	44123
Nov 19	#1 LSU*	ESPN	L	3-52	59877
Nov 26	at Mississippi State*	ESPNU	L	3-31	55270

* SEC game [HC] - Homecoming Game

RUSHING	GP-GS	Att	Gain	Loss	Net	Avg	TD	Lg	Avg/G
Jeff Scott	10	116	585	56	529	4.6	6	69	52.9
Brandon Bolden	10	96	513	41	472	4.9	4	38	47.2
Randall Mackey	9	83	360	180	180	2.2	1	28	20.0
Enrique Davis	9	58	191	18	173	3.0	0	14	19.2
Nickolas Brassell	12	21	156	23	133	6.3	0	56	11.1
Barry Brunetti	5	33	156	46	110	3.3	0	47	22.0
Devin Thomas	12	20	74	1	73	3.7	1	16	6.1
Tobias Singleton	10	8	24	9	15	1.9	0	14	1.5
Korvic Neat	7	4	9	2	7	1.8	0	6	1.0
H.R. Greer	10	1	1	0	1	1.0	0	1	0.1
Philander Moore	10	3	2	12	-10	-3.3	0	2	-1.0
TEAM	7	5	0	52	-52	-10.4	0	0	-7.4
Zack Stoudt	6	12	17	93	-76	-6.3	0	13	-12.7
Total	12	460	2088	533	1555	3.4	12	69	129.6
Opponents	12	500	2984	285	2699	5.4	26	77	224.9

PASSING	GP-GS	Effic	Cmp-Att-Int	Pct	Yds	TD	Lg	Avg/G
Randall Mackey	9	118.39	77-155-5	49.7	1112	7	59	123.6
Zack Stoudt	6	79.63	58-120-8	48.3	559	2	47	93.2
Barry Brunetti	5	88.85	19-35-0	54.3	144	0	61	28.8
Brandon Bolden	10	71.00	1-2-0	50.0	5	0	5	0.5
TEAM	7	0.00	0-1-0	0.0	0	0	0	0.0
Total	12	99.55	155-313-13	49.5	1820	9	61	151.7
Opponents	12	136.95	187-306-10	61.1	2333	17	69	194.4

RECEIVING	GP-GS	No.	Yds	Avg	TD	Lg	Avg/G
Donte Moncrief	12	31	454	14.6	4	57	37.8
Nickolas Brassell	12	24	336	14.0	2	59	28.0
Ja-Mes Logan	12	20	274	13.7	0	46	22.8
Jeff Scott	10	15	99	6.6	0	24	9.9
Brandon Bolden	10	14	147	10.5	1	34	14.7
Jamal Mosley	11	12	166	13.8	1	61	15.1
Vincent Sanders	10	10	110	11.0	0	26	11.0
Ferbia Allen	12	6	69	11.5	0	21	5.8
Philander Moore	10	5	14	2.8	0	12	1.4
Collins Moore	10	4	69	17.2	0	37	6.9
Derrick Herman	12	4	30	7.5	0	12	2.5
Melvin Harris	3	2	21	10.5	1	22	7.0
Tobias Singleton	10	2	12	6.0	0	9	1.2
Enrique Davis	9	2	7	3.5	0	5	0.8
Devin Thomas	12	1	5	5.0	0	5	0.4
Randall Mackey	9	1	5	5.0	0	5	0.6
Korvic Neat	7	1	2	2.0	0	2	0.3
H.R. Greer	10	1	0	0.0	0	0	0.0
Total	12	155	1820	11.7	9	61	151.7
Opponents	12	187	2333	12.5	17	69	194.4

SCORING	TD	FGs	Kick	Rush	Rcv	Pass	DXP	Saf	Pts
Bryson Rose	0	9-11	20-21	0-0	0	0-0	0	0	47
Jeff Scott	7	0-0	0-0	0-0	0	0-0	0	0	42
Brandon Bolden	5	0-0	0-0	0-0	0	0-0	0	0	30
Donte Moncrief	4	0-0	0-0	0-0	1	0-0	0	0	26
Nickolas Brassell	3	0-0	0-0	0-0	0	0-0	0	0	18
Devin Thomas	1	0-0	0-0	0-0	0	0-0	0	0	6
Melvin Harris	1	0-0	0-0	0-0	0	0-0	0	0	6
Jamal Mosley	1	0-0	0-0	0-0	0	0-0	0	0	6
Randall Mackey	1	0-0	0-0	0-0	0	1-1	0	0	6
Charles Sawyer	1	0-0	0-0	0-0	0	0-0	0	0	6
TEAM	0	0-0	0-1	0-0	0	0-0	0	0	0
Total	24	9-11	20-22	0-0	1	1-1	0	0	193
Opponents	49	13-24	48-49	0-0	0	0-0	0	2	385

TEAM STATISTICS	OLE MISS	OPPONENT
SCORING	193	385
Points Per Game	16.1	32.1
FIRST DOWNS	186	248
Rushing	97	124
Passing	79	105
Penalty	10	19
RUSHING YARDAGE	1555	2699
Yards gained rushing	2088	2984
Yards lost rushing	533	285
Rushing Attempts	460	500
Average Per Rush	3.4	5.4
Average Per Game	129.6	224.9
TDs Rushing	12	26
PASSING YARDAGE	1820	2333
Comp-Att-Int	155-313-13	187-306-10
Average Per Pass	5.8	7.6
Average Per Catch	11.7	12.5
Average Per Game	151.7	194.4
TDs Passing	9	17
TOTAL OFFENSE	3375	5032
Total Plays	773	806
Average Per Play	4.4	6.2
Average Per Game	281.2	419.3
KICK RETURNS: #-Yards	56-1147	30-626
PUNT RETURNS: #-Yards	14-219	24-219
INT RETURNS: #-Yards	10-153	13-330
KICK RETURN AVERAGE	20.5	20.9
PUNT RETURN AVERAGE	15.6	9.1
INT RETURN AVERAGE	15.3	25.4
FUMBLES-LOST	19-12	18-7
PENALTIES-Yards	80-692	60-460
Average Per Game	57.7	38.3
PUNTS-Yards	72-3137	48-2104
Average Per Punt	43.6	43.8
Net punt average	38.6	36.4
TIME OF POSSESSION/Game	28:52	31:07
3RD-DOWN Conversions	57/173	65/158
3rd-Down Pct	33%	41%
4TH-DOWN Conversions	7/20	12/17
4th-Down Pct	35%	71%
SACKS BY-Yards	13-95	34-262
MISC YARDS	34	0
TOUCHDOWNS SCORED	24	49
FIELD GOALS-ATTEMPTS	9-11	13-24
ON-SIDE KICKS	2-3	0-0
RED-ZONE SCORES	(19-25) 76%	(37-47) 79%
RED-ZONE TOUCHDOWNS	(13-25) 52%	(28-47) 60%
PAT-ATTEMPTS	(20-22) 91%	(48-49) 98%
ATTENDANCE	395413	264141
Games/Avg Per Game	7/56488	5/52828

SCORE BY QUARTERS	1ST	2ND	3RD	4TH	TOTAL
Ole Miss	64	57	31	41	193
Opponents	83	103	122	77	385

FIELD GOALS	FGM-FGA	Pct	1-19	20-29	30-39	40-49	50+	Lg	Blk
Bryson Rose	9-11	81.8	0-0	4-4	4-5	1-1	0-1	43	0

KICKOFFS	No.	Yds	Avg	TB	OB	Retn	Net	YdLn
Andrew Ritter	43	2909	67.7	12	1			
Total	43	2909	67.7	12	1	626	47.5	22
Opponents	73	4593	62.9	15	2	1147	43.1	26

PUNTING	No.	Yds	Avg	Long	TB	FC	I20	Blkd
Tyler Campbell	72	3137	43.6	73	7	17	28	0
Total	72	3137	43.6	73	7	17	28	0
Opponents	48	2104	43.8	64	7	16	14	0

PUNT RETURNS	No.	Yds	Avg	TD	Long
Jeff Scott	8	138	17.2	1	67
Philander Moore	4	-7	-1.8	0	2
Korvic Neat	1	4	4.0	0	4
Nickolas Brassell	1	84	84.0	1	84
Total	14	219	15.6	2	84
Opponents	24	219	9.1	0	36

KICKOFF RETURNS	No.	Yds	Avg	TD	Long
Tobias Singleton	21	516	24.6	0	47
Jeff Scott	14	248	17.7	0	25
Philander Moore	10	217	21.7	0	45
Nickolas Brassell	5	85	17.0	0	31
Derrick Herman	3	65	21.7	0	44
Devin Thomas	1	16	16.0	0	16
Layton Jones	1	0	0.0	0	0
Justin Bigham	1	0	0.0	0	0
Total	56	1147	20.5	0	47
Opponents	30	626	20.9	0	34

DEFENSIVE STATISTICS

No.	Player	GP-GS	---Tackles---			TFL/Yds	-Sacks-	---Pass Def---			---Fumbles---			Bkd			
			Solo	Ast	Total			No-Yards	Int-Yds	BrUp	QBH	Rcv-Yds	FF	Kick	Saf		
52	Mike Marry	12-9	46	35	81	5.0-24	2.0-18		1	2		1					
3	Charles Sawyer	12-11	45	25	70	3.0-4		4-101	9	1	1-0						
1	Damien Jackson	12-7	38	26	64	3.0-17	1.0-7	1-0	1								
15	Joel Kight	12-8	27	34	61	4.5-7			1								
14	Serderius Bryant	12-3	28	33	61	2.0-1			1			1					
20	Aaron Garbutt	10-9	25	26	51	3.0-4				3	1-3						
44	Ralph Williams	12-4	21	28	49	4.0-24	1.0-11			1							
93	Justin Smith	12-9	26	18	44	3.5-10	0.5-3					1					
40	Kentrell Lockett	12-7	15	18	33	2.5-7				3	2-0						
25	Cody Prewitt	12-4	18	14	32	0.5-1		1-1		1	1-0						
10	C.J. Johnson	11-3	18	14	32	4.0-10	1.0-4			1		1					
4	Marcus Temple	6-6	24	4	28	1.0-9	1.0-9	2-10	2				1				
5	Frank Crawford	12-3	12	15	27	0.5-1			1								
98	Uriah Grant	11-7	11	11	22	2.0-5	1.0-4		1	3		1					
7	Wayne Dorsey	6-6	14	8	22	5.0-25	3.0-22	1-27	2	1		1					
23	Vincent Moss	12-1	9	11	20	0.5-1					1-0						
6	Wesley Pendleton	12-10	10	9	19				4	2							
21	Senquez Golson	12-4	10	6	16			1-14	1								
95	Bryon Bennett	12-8	10	5	15	2.5-9				1							
2	Nickolas Brassell	12-7	11	3	14	0.5-1	0.5-1		5		1-0	1					
90	Gerald Rivers	12-4	8	5	13	4.5-23	2.0-16			4							
24	Keith Lewis	12-1	7	4	11	1.0-3											
99	Gilbert Pena	10-0	5	6	11	1.0-3											
92	Carlton Martin	11-2	1	6	7					2							
34	Brandon Bolden	10-4	6		6												
53	Jason Jones	9-1	2	3	5	1.0-4											
33	Cliff Coleman	10-1	3	1	4					1							
55	Cameron Whigham	7-1	2	2	4	1.0-1											
96	Andrew Ritter	12-0	2	1	3												
59	Will Denny	12-0	1	2	3												
16	Collins Moore	10-3	2		2												
13	Brishen Mathews	2-0	2		2												
26	Derrick Herman	12-0		1	1												
72	Aaron Morris	11-5	1		1												
31	Rudy Wilson	7-0	1		1	1.0-2											
57	Terrell Brown	8-0		1	1	0.5-1											
30	Kyle Horine	12-0		1	1												
79	Bobby Massie	12-12	1		1												
3	Jeff Scott	10-9	1		1												
27	Enrique Davis	9-0		1	1												
97	Tyler Campbell	12-0	1		1												
TM	TEAM	7-0	1		1												
12	Donte Moncrief	12-12		1	1												
Total		12-0	465	378	843	57-197	13-95	10-153	30	25	7-3	7					
Opponents		12-0	462	338	800	108.0-482	34-262	13-330	43	32	12-51	12	1	2			

INTERCEPTIONS	No.	Yds	Avg	TD	Long
Charles Sawyer	4	101	25.2	1	96
Marcus Temple	2	10	5.0	0	10
Damien Jackson	1	0	0.0	0	0
Cody Prewitt	1	1	1.0	0	1
Senquez Golson	1	14	14.0	0	14
Wayne Dorsey	1	27	27.0	0	27
Total	10	153	15.3	1	96
Opponents	13	330	25.4	3	52

ALL PURPOSE	G	Rush	Rec	PR	KOR	IR	Tot	Avg/G
Jeff Scott	10	529	99	138	248	0	1014	101.4
Nickolas Brassell	12	133	336	84	85	0	638	53.2
Brandon Bolden	10	472	147	0	0	0	619	61.9
Tobias Singleton	10	15	12	0	516	0	543	54.3
Donte Moncrief	12	0	454	0	0	0	454	37.8
Ja-Mes Logan	12	0	274	0	0	0	274	22.8
Philander Moore	10	-10	14	-7	217	0	214	21.4
Randall Mackey	9	180	5	0	0	0	185	20.6
Enrique Davis	9	173	7	0	0	0	180	20.0
Jamal Mosley	11	0	166	0	0	0	166	15.1
Barry Brunetti	5	110	0	0	0	0	110	22.0
Vincent Sanders	10	0	110	0	0	0	110	11.0
Charles Sawyer	12	0	0	0	0	101	101	8.4
Derrick Herman	12	0	30	0	65	0	95	7.9
Devin Thomas	12	73	5	0	16	0	94	7.8
Ferbia Allen	12	0	69	0	0	0	69	5.8
Collins Moore	10	0	69	0	0	0	69	6.9
Wayne Dorsey	6	0	0	0	0	27	27	4.5
Melvin Harris	3	0	21	0	0	0	21	7.0
Senquez Golson	12	0	0	0	0	14	14	1.2
Korvic Neat	7	7	2	4	0	0	13	1.9
Marcus Temple	6	0	0	0	0	10	10	1.7
Cody Prewitt	12	0	0	0	0	1	1	0.1
H.R. Greer	10	1	0	0	0	0	1	0.1
TEAM	7	-52	0	0	0	0	-52	-7.4
Zack Stoudt	6	-76	0	0	0	0	-76	-12.7
Total	12	1555	1820	219	1147	153	4894	407.8
Opponents	12	2699	2333	219	626	330	6207	517.2

GAME-BY-GAME STARTING LINEUPS

Offense	SE	LT	LG	C	RG	RT	TE (OTHER)	FL	QB	RB	FB (OTHER)
BYU	Moncrief	Sowell	Junen	Hawkins	Ma. Hall	Massie	Allen	Brassell	Brunetti	Bolden	Greer
Southern Illinois	Moncrief	Sowell	Junen	Hawkins	Ma. Hall	Massie	Allen	Logan	Stoudt	Scott	Mosley (TE)
at Vanderbilt	Moncrief	Sowell	Junen	Hawkins	Ma. Hall	Massie	Allen	Logan	Stoudt	Scott	Mosley (TE)
Georgia	Moncrief	Sowell	Morris	Hawkins	Ma. Hall	Massie	Allen	C. Moore	Stoudt	Scott	Mosley (TE)
at Fresno State	Moncrief	Sowell	Washington	Hawkins	Ma. Hall	Massie	Allen	Brassell	Mackey	Scott	Greer
Alabama	Moncrief	Sowell	Junen	Swindall	Ma. Hall	Massie	Mosley	Logan	Mackey	Scott	Thomas (RB)
Arkansas	Moncrief	Sowell	Morris	Swindall	Ma. Hall	Massie	Allen	Brassell	Mackey	Scott	Mosley (WR)
at Auburn	Moncrief	Sowell	Morris	Swindall	Ma. Hall	Massie	Allen	Brassell	Mackey	Scott	Mosley (WR)
at Kentucky	Moncrief	Sowell	Morris	Swindall	Ma. Hall	Massie	Mosley	C. Moore	Mackey	Scott	Epperson
Louisiana Tech	Moncrief	Sowell	Morris	Swindall	Ma. Hall	Massie	Bolden (RB)	Sanders	Mackey	Scott	Epperson
LSU	Moncrief	Sowell	Junen	Swindall	Ma. Hall	Massie	Allen	Brassell	Stoudt	Bolden	Epperson
at Mississippi State	Moncrief	Sowell	Junen	Swindall	Ma. Hall	Massie	Allen	Brassell	Brunetti	Bolden	C. Moore (WR)

Defense	LE	NT	DT	RE	WLB	MLB	SLB	LCB	SS	FS	RCB
BYU	Dorsey	U. Grant	Smith	Lockett	Kight	Marry	Garbutt	Temple	Jackson	Sawyer	Pendleton
Southern Illinois	Dorsey	U. Grant	Smith	Lockett	Kight	Marry	Garbutt	Temple	Jackson	Sawyer	Golson
at Vanderbilt	Dorsey	U. Grant	Smith	Rivers	Kight	Marry	Garbutt	Temple	Jackson	Sawyer	Pendleton
Georgia	Dorsey	Bennett	Smith	Rivers	Kight	Williams	Garbutt	Temple	Crawford	Sawyer	Pendleton
at Fresno State	Dorsey	Bennett	Smith	Lockett	Kight	Williams	Garbutt	Temple	Jackson	Sawyer	Pendleton
Alabama	Dorsey	Bennett	Martin	U. Grant	Williams	Marry	Garbutt	Temple	Jackson	Sawyer	Pendleton
Arkansas	U. Grant	Bennett	Martin	Rivers	Kight	Marry	Garbutt	Sawyer	Jackson	Crawford	Pendleton
at Auburn	Whigham	Bennett	U. Grant	Jones	Kight	Marry	Lewis	Sawyer	Jackson	Crawford	Pendleton
at Kentucky	Bennett	Smith	Rivers	Lockett	Bryant	Marry	Garbutt	Brassell	Prewitt	Sawyer	Pendleton
Louisiana Tech	Johnson	Smith	U. Grant	Lockett	Bryant	Marry	Garbutt	Golson	Prewitt	Sawyer	Pendleton
LSU	Johnson	Smith	Bennett	Lockett	Bryant	Marry	Jackson	Golson	Prewitt	Sawyer	Pendleton
at Mississippi State	Johnson	Smith	Bennett	Lockett	Williams	Kight	Moss	Golson	Prewitt	Sawyer	Coleman

INDIVIDUAL GAME-BY-GAME RUSHING

No.	Player	Att-Yds-TD	BYU	SIU	VU	UGA	FSU	ALA	ARK	AUB	UK	LT	LSU	MSU
3	Scott	116-529-6	5-17-0	16-118-3	15-43-0	8-34-0	24-138-2	7-11-1	13-33-0	14-78-0	7-31-0	7-33-0	DNP	DNP
34	Bolden	96-462-4	4-21-0	DNP	8-39-0	5-2-0	6-43-2	DNP	14-68-0	13-114-2	13-66-0	14-46-0	13-58-0	6-15-0
1	Mackey	83-180-1	DNP	6-36-0	7-31-0	4-(-13)-0	5-35-0	12-6-0	13-30-1	13-9-0	14-23-0	9-23-0	DNP	DNP
27	Davis	58-173-0	12-28-0	DNP	DNP	DNP	1-1-0	7-(-3)-0	0-0-0	0-0-0	6-35-0	9-39-0	11-41-0	12-32-0
2	Brassell	21-133-0	2-(-1)-0	1-12-0	0-0-0	1-14-0	2-14-0	1-2-0	5-17-0	4-19-0	1-56-0	0-0-0	1-(-11)-0	3-11-0
11	Brunetti	33-110-0	3-13-0	DNP	DNP	DNP	1-0-0	DNP	DNP	DNP	DNP	DNP	15-74-0	14-23-0
29	Thomas	20-73-1	1-3-0	9-42-1	0-0-0	2-9-0	2-0-0	4-12-0	0-0-0	0-0-0	0-0-0	0-0-0	0-0-0	2-7-0
7	Singleton	8-15-0	DNP	0-0-0	0-0-0	0-0-0	0-0-0	0-0-0	1-3-0	0-0-0	0-0-0	3-1-0	DNP	4-11-0
28	Neat	4-7-0	0-0-0	4-7-0	DNP	0-0-0	DNP	0-0-0	0-0-0	0-0-0	0-0-0	0-0-0	DNP	DNP
45	Greer	1-1-0	0-0-0	1-1-0	0-0-0	0-0-0	0-0-0	0-0-0	0-0-0	0-0-0	0-0-0	0-0-0	DNP	0-0-0
22	P. Moore	3-(-10)-0	0-0-0	0-0-0	1-2-0	1-(-6)-0	0-0-0	DNP	DNP	0-0-0	1-(-6)-0	0-0-0	0-0-0	0-0-0
	TEAM	5-(-52)-0	0-0-0	0-0-0	1-(-30)-0	0-0-0	3-(-15)-0	0-0-0	0-0-0	0-0-0	0-0-0	0-0-0	0-0-0	1-(-7)-0
8	Stoudt	12-(-76)-0	1-(-18)-0	3-(-37)-0	0-0-0	5-(-6)-0	DNP	DNP	DNP	DNP	DNP	1-(-7)-0	2-(-14)-0	DNP
	Total	460-1545-12	28-63-0	40-179-4	32-85-0	26-34-0	44-216-4	31-28-1	46-151-1	44-220-2	42-195-0	43-128-0	42-148-0	42-92-0
	Opponents	500-2984-26	31-91-0	38-223-1	49-281-3	56-207-1	36-163-3	42-398-6	29-206-3	50-254-1	31-115-2	40-170-0	50-353-4	48-247-2

INDIVIDUAL GAME-BY-GAME PASSING

No.	Player	Att-Comp-Int	BYU	SIU	VU	UGA	FSU	ALA	ARK	AUB	UK	LT	LSU	MSU
1	Mackey	155-77-5	DNP	1-1-0	4-2-0	7-3-1	18-8-0	21-10-1	30-18-1	27-15-1	29-14-1	18-6-0	DNP	DNP
		1112-7		18-0	10-0	78-1	214-1	113-0	219-2	157-1	197-1	106-1		
8	Stoudt	120-58-8	26-14-0	18-11-0	26-13-5	23-9-1	DNP	DNP	DNP	DNP	DNP	19-8-1	8-3-1	DNP
		559-2	141-0	118-1	139-1	71-0						73-0	17-0	
11	Brunetti	35-19-0	3-2-0	DNP	DNP	DNP	0-0-0	DNP	DNP	DNP	DNP	DNP	10-5-30	22-12-0
		144-0	4-0				0-0						0-0	110-0
34	Bolden	2-1-0	0-0-0	DNP	0-0-0	0-0-0	0-0-0	DNP	0-0-0	1-1-0	0-0-0	0-0-0	1-0-0	0-0-0
		5-0	0-0		0-0	0-0	0-0		0-0	5-0	0-0	0-0	0-0	0-0
	TEAM	1-0-0	0-0-0	0-0-0	0-0-0	0-0-0	0-0-0	0-0-0	0-0-0	0-0-0	1-0-0	0-0-0	0-0-0	0-0-0
		0-0	0-0	0-0	0-0	0-0	0-0	0-0	0-0	0-0	0-0	0-0	0-0	0-0
	Total	313-155-13	29-16-0	19-12-0	30-15-5	30-12-2	18-8-0	21-10-1	30-18-1	28-16-1	30-14-1	37-14-1	19-8-1	22-12-0
		1820-9	145-0	136-1	149-1	149-1	214-1	113-0	219-2	162-1	197-1	179-1	47-0	110-0
	Opponents	306-187-10	38-24-1	30-14-4	22-14-1	26-17-1	38-25-1	25-20-0	28-13-0	15-12-0	36-19-0	27-13-1	8-8-0	13-8-1
		2333-17	225-1	197-2	106-0	268-2	281-1	226-1	232-0	160-4	283-2	180-1	105-1	70-2

INDIVIDUAL GAME-BY-GAME RECEIVING

No.	Player	No-Yds-TD	BYU	SIU	VU	UGA	FSU	ALA	ARK	AUB	UK	LT	LSU	MSU
12	Moncrief	31-454-4	3-16-0	2-19-0	1-47-1	3-68-1	1-57-0	0-0-0	5-73-2	3-34-0	4-68-0	4-57-0	1-(-5)-0	4-20-0
2	Brassell	24-336-2	0-0-0	1-6-0	0-0-0	2-52-0	1-40-0	4-101-0	8-70-0	4-32-1	3-40-1	0-0-0	1-(-5)-0	0-0-0
85	Logan	20-274-0	4-52-0	4-54-0	3-48-0	2-10-0	3-65-0	0-0-0	1-16-0	2-20-0	0-0-0	1-9-0	0-0-0	0-0-0
3	Scott	15-99-0	2-25-0	0-0-0	4-1-0	2-10-0	1-24-0	3-3-0	0-0-0	2-26-0	0-0-0	1-10-0	DNP	DNP
34	Bolden	14-147-1	0-0-0	DNP	2-20-0	1-13-0	1-6-0	DNP	1-12-0	1-8-0	4-29-0	2-66-1	0-0-0	2-(-7)-0
17	Mosley	12-166-1	2-21-0	2-5-1	0-0-0	0-0-0	0-0-0	1-8-0	2-38-0	1-8-0	1-11-0	0-0-0	2-14-0	1-61-0
1	Sanders	10-110-0	0-0-0	1-26-0	1-8-0	DNP	DNP	0-0-0	1-10-0	0-0-0	0-0-0	1-6-0	3-39-0	3-21-0
83	Allen	6-69-0	1-13-0	1-21-0	2-19-0	0-0-0	0-0-0	0-0-0	0-0-0	1-12-0	0-0-0	0-0-0	1-4-0	0-0-0
22	P. Moore	5-14-0	1-1-0	0-0-0	2-6-0	1-(-5)-0	0-0-0	DNP	DNP	0-0-0	1-12-0	0-0-0	0-0-0	0-0-0
16	C. Moore	4-69-0	DNP	DNP	0-0-0	0-0-0	0-0-0	0-0-0	0-0-0	1-17-0	1-37-0	0-0-0	0-0-0	2-15-0
26	Herman	4-30-0	1-12-0	1-5-0	0-0-0	1-1-0	0-0-0	0-0-0	0-0-0	0-0-0	0-0-0	1-12-0	0-0-0	0-0-0
5	Harris	2-21-1	DNP	DNP	DNP	0-0-0	1-22-1	1-(-1)-0	DNP	DNP	DNP	DNP	DNP	DNP
7	Singleton	2-12-0	DNP	0-0-0	0-0-0	0-0-0	0-0-0	0-0-0	0-0-0	0-0-0	0-0-0	2-12-0	DNP	0-0-0
27	Davis	2-7-0	0-0-0	DNP	DNP	DNP	0-0-0	0-0-0	0-0-0	0-0-0	0-0-0	2-7-0	0-0-0	0-0-0
1	Mackey	1-5-0	DNP	0-0-0	0-0-0	0-0-0	0-0-0	0-0-0	0-0-0	1-5-0	0-0-0	0-0-0	DNP	DNP
29	Thomas	1-5-0	1-5-0	0-0-0	0-0-0	0-0-0	0-0-0	0-0-0	0-0-0	0-0-0	0-0-0	0-0-0	0-0-0	0-0-0
28	Neat	1-2-0	0-0-0	0-0-0	DNP	0-0-0	DNP	1-2-0	0-0-0	0-0-0	0-0-0	0-0-0	DNP	DNP
45	Greer	1-0-0	1-0-0	0-0-0	0-0-0	0-0-0	0-0-0	0-0-0	0-0-0	0-0-0	0-0-0	0-0-0	DNP	0-0-0
	Total	155-1820-9	16-145-0	12-136-1	15-149-1	12-149-1	8-214-1	10-113-0	18-219-2	16-162-1	14-197-1	14-179-1	8-47-0	12-110-0
	Opponents	187-2333-17	24-225-0	14-197-2	14-106-0	17-268-2	25-281-1	20-226-1	13-232-0	12-160-4	19-283-2	13-180-1	8-105-1	8-70-2

INDIVIDUAL GAME-BY-GAME PUNT RETURNS

No.	Player	No-Yds-Lg	BYU	SIU	VU	UGA	FSU	ALA	ARK	AUB	UK	LT	LSU	MSU
3	Scott	8-138-67	1-44-44	2-63-67	1-13-13	2-18-18	0-0-0	0-0-0	1-0-0	0-0-0	0-0-0	1-0-0	DNP	DNP
1	Brassell	1-84-84	0-0-0	0-0-0	0-0-0	1-84-84	0-0-0	0-0-0	0-0-0	0-0-0	0-0-0	0-0-0	0-0-0	0-0-0
28	Neat	1-4-4	0-0-0	0-0-0	DNP	0-0-0	DNP	0-0-0	0-0-0	0-0-0	1-4-4	0-0-0	DNP	DNP
22	P. Moore	4-(-7)-2	0-0-0	0-0-0	0-0-0	0-0-0	0-0-0	DNP	DNP	0-0-0	0-0-0	0-0-0	1-(-1)-(-1)	3-(-6)-0
	Total	14-219-84	1-44-44	2-63-67	1-13-13	3-102-84	0-0-0	0-0-0	1-0-0	0-0-0	1-4-4	1-0-0	1-(-1)-(-1)	3-(-6)-2
	Opponents	24-219-36	3-29-27	1-0-0	3-17-18	2-0-2	2-31-31	2-16-12	1-7-7	1-0-0	1-3-3	4-15-12	3-64-36	1-28-28

INDIVIDUAL GAME-BY-GAME KICKOFF RETURNS

No.	Player	No-Yds-Lg	BYU	SIU	VU	UGA	FSU	ALA	ARK	AUB	UK	LT	LSU	MSU
7	Singleton	21-516-47	DNP	3-75-34	0-0-0	2-36-19	2-55-38	5-131-47	2-52-29	2-49-30	1-22-22	0-0-0	DNP	4-96-30
3	Scott	14-248-25	2-27-15	2-29-17	3-61-25	1-14-14	2-44-24	2-48-24	1-6-6	0-0-0	0-0-0	1-19-19	DNP	DNP
22	P. Moore	10-217-45	0-0-0	0-0-0	0-0-0	0-0-0	0-0-0	DNP	DNP	1-22-22	0-0-0	3-50-21	5-93-27	1-45-45
2	Brassell	5-85-31	0-0-0	0-0-0	0-0-0	0-0-0	0-0-0	0-0-0	0-0-0	0-0-0	0-0-0	0-0-0	4-67-31	1-18-18
26	Herman	3-65-44	0-0-0	0-0-0	1-17-17	0-0-0	0-0-0	1-44-44	0-0-0	0-0-0	1-4-4	0-0-0	0-0-0	0-0-0
29	Thomas	1-16-16	0-0-0	0-0-0	0-0-0	0-0-0	0-0-0	0-0-0	0-0-0	0-0-0	1-16-16	0-0-0	0-0-0	0-0-0
89	L. Jones	1-0-0	0-0-0	0-0-0	0-0-0	0-0-0	0-0-0	1-0-0	0-0-0	0-0-0	0-0-0	0-0-0	0-0-0	0-0-0
48	Bigham	1-0-0	0-0-0	0-0-0	0-0-0	0-0-0	0-0-0	0-0-0	1-0-0	0-0-0	0-0-0	0-0-0	0-0-0	0-0-0
	Total	56-1147-47	2-27-15	5-104-34	4-78-25	3-50-19	4-99-38	9-223-47	4-58-29	3-71-30	3-42-22	4-69-21	9-160-31	6-159-45
	Opponents	30-626-34	2-52-28	3-78-34	2-45-25	2-33-21	5-98-34	2-43-27	3-84-33	4-88-31	3-59-25	1-0-0	1-15-15	2-31-20

INDIVIDUAL GAME-BY-GAME TACKLES

No.	Player	UT-AT-TT													
		TFL/Sack	BYU	SIU	YU	UGA	FSU	ALA	ARK	AUB	UK	LT	LSU	MSU	
52	Marry	46-35-81 5.0/2.0	5-8-13 0/0	5-3-8 0/0	9-2-11 2.0/1.0	8-2-10 1.5/1.0	5-4-9 0/0	1-3-4 1.0/0	2-3-5 0/0	3-0-3 0/0	2-4-6 0.5/0	4-0-4 0/0	2-2-4 0/0	0-4-4 0/0	
3	Sawyer	45-25-70 3.0/0	3-4-7 0/0	2-2-4 0/0	2-1-3 2.0/0	8-1-9 0/0	2-3-5 0/0	5-5-10 0/0	1-0-1 0/0	8-2-10 1.0/0	2-2-4 0/0	4-3-7 0/0	3-1-4 0/0	5-1-6 0/0	
1	Jackson	38-26-64 3.0/1.0	8-5-13 0/0	4-3-7 0/0	3-4-7 1.0/0	1-3-4 0.5/0	3-1-4 1.0/1.0	2-2-4 0/0	7-4-11 0/0	8-1-9 0/0	0-0-0 0/0	1-0-1 0/0	0-2-2 0/0	1-1-2 0.5/0	
14	Bryant	28-33-61 2.0/0	1-0-1 0/0	0-0-0 0/0	2-3-5 0/0	5-3-8 0/0	0-4-4 0/0	2-1-3 0/0	1-1-2 0.5/0	5-1-6 1.0/0	3-7-10 0/0	5-3-8 0/0	3-2-5 0/0	1-8-9 0.5/0	
15	Kight	27-34-61 4.5/0	2-6-8 1.0/0	2-1-3 0/0	5-3-8 0/0	0-5-5 0.5/0	2-0-2 0/0	3-2-5 0/0	2-6-8 0/0	2-1-3 1.0/0	3-3-6 0.5/0	3-1-4 0.5/0	3-2-5 1.0/0	0-4-4 0/0	
20	Garbutt	25-26-51 3.0/0	3-2-5 0/0	4-4-8 1.0/0	5-3-8 0/0	0-0-0 0/0	4-2-6 0/0	2-6-8 0/0	1-2-3 0/0	3-2-5 1.0/0	2-1-3 1.0/0	1-4-5 0/0	DNP	DNP	
44	R. Williams	21-28-49 4.0/1.0	2-3-6 1.0/0	1-1-2 0/0	0-3-3 0/0	1-2-3 0/0	4-2-6 1.0/1.0	3-1-4 0/0	0-0-0 0/0	3-2-5 0/0	4-0-4 1.0/0	1-3-4 0/0	1-0-1 0/0	1-11-12 1.0/0	
93	Smith	26-18-44 3.5/0.5	1-1-2 0/0	3-2-5 0/0	1-1-2 0/0	3-3-6 1.0/0.5	1-1-2 0/0	1-0-1 0/0	1-3-4 0.5/0	4-1-5 0/0	2-0-2 0/0	1-0-1 0/0	4-2-6 0.5/0	4-4-8 1.5/0	
40	Lockett	15-18-33 2.5/0	0-2-2 0/0	0-1-1 0/0	1-1-2 0/0	0-0-0 0/0	2-0-2 0/0	1-0-1 0/0	0-0-0 0/0	3-3-6 1.0/0	0-1-1 0/0	6-2-8 1.0/0	1-3-4 0.5/0	2-5-7 0/0	
10	C. Johnson	18-14-32 4.0/1.0	DNP	1-0-1 0/0	0-0-0 0/0	1-0-1 0/0	1-2-3 0/0	1-1-2 0/0	1-0-1 1.0/1.0	0-0-0 0/0	0-0-0 0/0	9-0-9 1.0/0	1-3-4 0/0	2-8-10 2.0/0	
25	Prewitt	18-14-32 0.5/0	0-0-0 0/0	0-0-0 0/0	2-0-2 0/0	1-1-2 0/0	0-0-0 0/0	1-0-1 0/0	0-0-0 0/0	0-0-0 0/0	4-5-9 0/0	2-2-4 0/0	6-3-9 0.5/0	2-3-5 0/0	
4	Temple	24-4-28 1.0/1.0	5-1-6 1.0/1.0	3-0-3 0/0	4-0-4 0/0	5-1-6 0/0	4-2-6 0/0	3-0-3 0/0	DNP	DNP	DNP	DNP	DNP	DNP	
5	Crawford	12-15-27 0.5/0	0-0-0 0/0	0-0-0 0/0	0-2-2 0/0	1-4-5 0.5/0	0-0-0 0/0	4-2-6 0/0	2-4-6 0/0	5-1-6 0/0	0-1-1 0/0	0-0-0 0/0	0-1-1 0/0	0-0-0 0/0	
98	U. Grant	11-11-22 2.0/1.0	1-2-3 0/0	1-0-1 1.0/0	2-1-3 0/0	3-4-7 0.5/0.5	2-2-4 0/0	0-0-0 0/0	0-1-1 0/0	0-0-0 0/0	1-1-2 0.5/0.5	1-0-1 0/0	0-0-0 0/0	DNP	
7	Dorsey	14-8-22 5.0/3.0	0-1-1 0/0	3-0-3 2.0/1.0	4-1-5 1.0/1.0	3-3-6 1.0/0	1-2-3 0/0	3-1-4 1.0/1.0	DNP	DNP	DNP	DNP	DNP	DNP	
23	Moss	9-11-20 0.5/0	1-0-1 0/0	1-0-1 0/0	0-0-0 0/0	4-0-4 0/0	2-0-2 0/0	0-1-1 0/0	0-0-0 0/0	0-0-0 0/0	0-1-1 0/0	0-0-0 0/0	0-1-1 0/0	1-8-9 0.5/0	
6	Pendleton	10-9-19 0/0/0	1-0-1 0/0	4-1-5 0/0	1-1-2 0/0	0-0-0 0/0	1-3-4 0/0	1-0-1 0/0	0-3-3 0/0	0-0-0 0/0	2-1-3 0/0	0-0-0 0/0	1-0-1 0/0	0-0-0 0/0	
21	Golson	10-6-16 0/0/0	1-0-1 0/0	0-0-0 0/0	0-0-0 0/0	0-0-0 0/0	0-1-1 0/0	0-1-1 0/0	0-0-0 0/0	0-0-0 0/0	0-0-0 0/0	2-0-2 0/0	6-2-8 0/0	0-2-2 0/0	
95	Bennett	10-5-15 2.5/0	0-1-1 0/0	0-0-0 0/0	1-0-1 0/0	3-0-3 2.0/0	0-1-1 0/0	1-0-1 0/0	2-0-2 0/0	1-1-2 0/0	0-0-0 0/0	1-0-1 0/0	1-1-2 0.5/0	0-1-1 0/0	
2	Brassell	11-3-14 0.5/0.5	0-0-0 0/0	0-0-0 0/0	1-0-1 0/0	1-0-1 0/0	1-1-2 0/0	5-0-5 0/0	1-0-1 0/0	1-0-1 0/0	1-2-3 0.5/0.5	0-0-0 0/0	0-0-0 0/0	0-0-0 0/0	
90	Rivers	8-5-13 4.0/2.0	1-1-2 0/0	2-0-2 1.0/0	1-1-2 1.0/0	1-1-2 1.0/1.0	0-0-0 0/0	0-0-0 0/0	0-0-0 0/0	2-0-2 1.0/1.0	0-1-1 0/0	0-1-1 0/0	1-0-1 0/0	0-0-0 0/0	
24	Lewis	7-4-11 1.0/0	0-0-0 0/0	1-0-1 0/0	0-0-0 0/0	0-0-0 0/0	3-1-4 0/0	0-0-0 0/0	1-0-1 1.0/0	0-0-0 0/0	0-1-1 0/0	1-1-2 0/0	1-1-2 0/0	0-0-0 0/0	
99	Pena	5-6-11 1.0/0	DNP	0-0-0 0/0	1-2-3 0/0	0-0-0 0/0	0-0-0 0/0	0-0-0 0/0	DNP	0-0-0 0/0	0-0-0 0/0	1-0-1 0/0	1-2-3 0/0	2-2-4 1.0/0	
92	Martin	1-6-7 0/0/0	0-0-0 0/0	0-0-0 0/0	0-1-1 0/0	0-0-0 0/0	0-1-1 0/0	0-1-1 0/0	0-1-1 0/0	0-0-0 0/0	1-0-1 0/0	DNP	0-1-1 0/0	0-1-1 0/0	
34	Bolden	6-0-6 0/0/0	0-0-0 0/0	DNP	2-0-2 0/0	1-0-1 0/0	1-0-1 0/0	DNP	1-0-1 0/0	1-0-1 0/0	0-0-0 0/0	0-0-0 0/0	0-0-0 0/0	0-0-0 0/0	
53	Jones	2-3-5 1.0/0	DNP	DNP	2-1-3 1.0/0	0-0-0 0/0	DNP	0-0-0 0/0	0-0-0 0/0	0-0-0 0/0	0-0-0 0/0	0-0-0 0/0	0-0-0 0/0	0-2-2 0/0	
3	Coleman	3-1-4 0/0/0	0-0-0 0/0	DNP	0-0-0 0/0	0-0-0 0/0	DNP	0-0-0 0/0	2-0-2 0/0	0-0-0 0/0	0-0-0 0/0	0-0-0 0/0	DNP	1-1-2 0/0	
55	Whigham	2-2-4 1.0/0	0-1-1 0/0	0-0-0 0/0	DNP	DNP	DNP	0-0-0 0/0	1-0-1 0/0	1-1-2 1.0/0	0-0-0 0/0	0-0-0 0/0	0-0-0 0/0	DNP	
96	Ritter	2-1-3 0/0/0	0-0-0 0/0	1-0-1 0/0	0-0-0 0/0	1-0-1 0-0	1-0-1 0/0	0-0-0 0/0	0-2-1 0/0	0-0-0 0/0	0-0-0 0/0	0-0-0 0/0	0-0-0 0/0	0-0-0 0/0	
59	Denny	1-2-3 0/0/0	0-0-0 0/0	0-0-0 0/0	0-0-0 0/0	0-0-0 0/0	0-0-0 0/0	0-0-0 0/0	0-0-0 0/0	0-0-0 0/0	0-1-1 0/0	1-0-1 0/0	0-1-1 0-0	0-0-0 0/0	
13	Mathews	2-0-2 0/0/0	2-0-2 0/0	0-0-0 0/0	DNP	DNP	DNP	DNP	DNP	DNP	DNP	DNP	DNP	DNP	
16	C. Moore	2-0-2 0/0	DNP	DNP	0-0-0 0/0	0-0-0 0/0	0-0-0 0/0	0-0-0 0/0	0-0-0 0/0	1-0-1 0/0	1-0-1 0/0	0-0-0 0/0	0-0-0 0/0	0-0-0 0/0	
57	Brown	0-1-1 0.5/0	DNP	DNP	DNP	0-1-1 0.5/0	0-0-0 0/0	0-0-0 0/0	0-0-0 0/0	0-0-0 0/0	DNP	0-0-0 0/0	0-0-0 0/0	0-0-0 0/0	
30	Horine	0-1-1 0/0	DNP	0-1-1 0/0	0-0-0 0/0	0-0-0 0/0	0-0-0 0/0	0-0-0 0/0	0-0-0 0/0	0-0-0 0/0	0-0-0 0/0	0-0-0 0/0	DNP	0-0-0 0/0	
31	Wilson	1-0-1 1.0/0	DNP	0-0-0 0/0	0-0-0 0/0	1-0-1 1.0/0	0-0-0 0/0	0-0-0 0/0	0-0-0 0/0	0-0-0 0/0	DNP	DNP	DNP	DNP	
26	Herman	0-1-1 0/0/0	0-0-0 0/0	0-1-1 0/0	0-0-0 0/0	0-0-0 0/0	0-0-0 0/0	0-0-0 0/0	0-0-0 0/0	0-0-0 0/0	0-0-0 0/0	0-0-0 0/0	0-0-0 0/0	0-0-0 0/0	
12	Moncrief	0-1-1 0/0/0	0-0-0 0/0	0-0-0 0/0	0-1-1 0/0	0-0-0 0/0	0-0-0 0/0	0-0-0 0/0	0-0-0 0/0	0-0-0 0/0	0-0-0 0/0	0-0-0 0/0	0-0-0 0/0	0-0-0 0/0	
79	Massie	1-0-1 0/0/0	0-0-0 0/0	0-0-0 0/0	0-0-0 0/0	0-0-0 0/0	0-0-0 0/0	1-0-1 0/0	0-0-0 0/0	0-0-0 0/0	0-0-0 0/0	0-0-0 0/0	0-0-0 0/0	0-0-0 0/0	
27	Davis	0-1-1 0/0	0-0-0 0/0	DNP	DNP	DNP	0-0-0 0/0	0-1-1 0/0	0-0-0 0/0	0-0-0 0/0	0-0-0 0/0	0-0-0 0/0	0-0-0 0/0	0-0-0 0/0	
72	Morris	1-0-1 0/0/0	0-0-0 0/0	0-0-0 0/0	0-0-0 0/0	0-0-0 0/0	0-0-0 0/0	0-0-0 0/0	0-0-0 0/0	0-0-0 0/0	1-0-1 0/0	0-0-0 0/0	0-0-0 0/0	0-0-0 0/0	
97	Campbell	1-0-1 0/0/0	0-0-0 0/0	0-0-0 0/0	0-0-0 0/0	0-0-0 0/0	0-0-0 0/0	0-0-0 0/0	0-0-0 0/0	0-0-0 0/0	0-0-0 0/0	0-0-0 0/0	1-0-1 0/0	0-0-0 0/0	
3	Scott	1-0-1 0/0/0	0-0-0 0/0	0-0-0 0/0	1-0-1 0/0	0-0-0 0/0	0-0-0 0/0	0-0-0 0/0	0-0-0 0/0	0-0-0 0/0	0-0-0 0/0	0-0-0 0/0	DNP	DNP	


TEAM GAME-BY-GAME STATISTICS

Total Offense		BYU	SIU	VU	UGA	FSU	ALA	ARK	AUB	UK	LT	LSU	MSU
Yards	UM	208	315	234	183	430	141	370	382	392	307	195	202
	Opp	316	420	387	475	444	615	438	414	398	350	458	317
Total Plays	UM	57	59	62	56	62	52	76	72	72	80	61	64
	Opp	69	68	71	82	74	67	57	65	67	67	58	61
Avg/Play	UM	3.6	5.3	3.8	3.3	6.9	2.7	4.9	5.3	5.4	3.8	3.2	3.2
	Opp	4.6	6.2	5.5	5.8	6.0	9.2	7.7	6.4	5.9	5.2	7.9	5.2
Rushing													
Yards	UM	63	179	85	34	216	28	151	220	195	128	148	92
	Opp	91	223	281	207	163	389	232	254	115	170	353	247
Carries	UM	28	40	32	26	44	31	46	44	42	43	42	42
	Opp	31	38	49	56	36	42	29	50	31	40	50	48
TDs	UM	0	4	0	0	4	1	1	2	0	0	0	0
	Opp	0	1	3	1	3	6	3	1	2	0	4	2
Passing													
Yards	UM	145	136	149	149	214	113	219	162	197	179	47	110
	Opp	225	197	106	268	281	226	232	160	283	180	105	70
Attempts	UM	29	19	30	30	18	21	30	28	30	37	19	22
	Opp	38	30	22	26	38	25	28	15	36	27	8	13
Completions	UM	16	12	15	12	8	10	18	16	14	14	8	12
	Opp	24	14	14	17	25	20	13	12	19	13	8	8
Comp. %	UM	55.2	63.2	50.0	40.0	44.4	47.6	60.0	57.1	46.6	37.8	42.1	54.5
	Opp	63.2	46.7	63.6	65.4	65.8	80.0	46.4	80.0	52.7	48.1	100.0	61.5
TDs	UM	0	1	1	1	1	0	2	1	1	1	0	0
	Opp	1	2	0	2	1	1	0	4	2	1	1	2
Had Intercepted	UM	0	0	5	2	0	1	1	1	1	1	1	0
	Opp	1	4	1	1	1	0	0	0	0	1	0	1
First Downs													
Total	UM	13	18	13	8	19	9	24	21	19	19	13	10
	Opp	20	19	19	25	25	27	20	20	20	15	21	17
Rushing	UM	3	10	7	2	10	6	10	13	9	10	10	7
	Opp	4	10	13	11	8	17	9	12	8	7	13	12
Passing	UM	9	7	6	6	7	3	12	8	9	7	2	3
	Opp	15	7	4	11	14	10	8	8	10	7	8	3
Penalty	UM	1	1	0	0	2	0	2	0	1	2	1	0
	Opp	1	2	2	3	3	0	3	0	2	1	0	2
Time of Possession	UM	25:23	29:03	28:14	21:17	28:06	26:04	37:18	28:58	31:37	30:48	29:13	30:27
	Opp	34:37	30:57	31:46	38:36	31:54	33:56	22:42	31:02	28:23	29:12	30:47	29:33
Third Down	UM	3 of 12	3 of 9	4 of 14	3 of 14	6 of 13	4 of 14	4 of 13	7 of 15	7 of 17	5 of 18	6 of 16	5 of 18
	Opp	6 of 13	7 of 15	4 of 12	8 of 18	6 of 13	7 of 11	4 of 13	5 of 11	5 of 13	4 of 17	5 of 9	4 of 13
Fourth Down	UM	0 of 2	0 of 0	1 of 2	0 of 1	0 of 0	1 of 2	2 of 2	0 of 1	0 of 2	0 of 2	1 of 2	1 of 2
	Opp	0 of 0	3 of 3	0 of 2	1 of 1	1 of 1	1 of 1	2 of 3	0 of 0	0 of 0	2 of 2	1 of 2	3 of 3
Punting	UM	4-227	5-211	6-267	9-457	6-238	7-278	6-225	5-199	6-268	7-262	5-217	6-287
	Opp	5-181	3-143	4-207	4-221	4-155	1-44	4-175	3-107	6-251	7-301	1-46	6-273
Fumbles-Lost	UM	2-2	2-1	1-0	0-0	1-0	1-1	0-0	2-2	0-0	2-2	2-2	6-2
	Opp	0-0	0-0	4-2	2-0	5-1	0-0	1-1	3-2	1-0	1-1	1-0	0-0
Penalties	UM	4-40	8-85	6-51	8-69	10-107	0-0	12-85	6-29	11-93	7-59	4-29	4-45
	Opp	6-40	5-44	7-40	4-30	4-40	5-35	2-4	4-20	5-52	7-50	3-35	8-80
Punt Returns	UM	1-44	2-63	1-13	3-102	0-0	0-0	1-0	0-0	1-4	1-0	1-(-1)	3-(-6)
	Opp	3-29	1-0	3-17	2-0	2-31	2-16	1-7	1-0	1-3	4-15	3-64	1-28
Kickoff Returns	UM	2-27	5-104	4-78	3-50	4-99	9-223	4-58	3-71	3-42	4-69	9-160	6-166
	Opp	2-52	3-78	2-45	2-33	5-98	2-43	3-84	4-88	3-59	1-0	1-15	2-31
Sacks By-Yards	UM	1-9	1-1	2-17	3-15	2-18	1-14	1-4	1-14	1-3	0-0	0-0	0-0
	Opp	1-12	3-19	1-1	4-42	1-7	5-34	3-36	4-32	3-15	3-18	3-26	2-17

BYU 14, OLE MISS 13

Game #1 • Sept. 3, 2011

Attendance: 55,124 • Vaught-Hemingway Stadium • Oxford, Miss.



Charles Sawyer

OXFORD, Miss. - Defensive back Charles Sawyer returned an interception 96 yards for a touchdown, but BYU rallied to defeat Ole Miss 14-13 in front of 55,127 at Vaught-Hemingway Stadium in the season opener for both teams.

Ole Miss led 3-0 at halftime and stretched it to 10-0 with 8:34 left in the third quarter on a 96-yard interception return for a touchdown by Sawyer.

BYU trailed 13-0 early in the fourth quarter, but Jake Heaps hit Ross Apo for a 19-yard touchdown with 9:52 remaining to pull within 13-7. Less than five minutes later, BYU's defensive pressure forced Ole Miss quarterback Zack Stoudt to fumble, and Van Noy jumped on the football to cap a stunning

comeback.

BYU won its first game as an independent after leaving the Mountain West Conference last year. Heaps completed 24 of 38 passes for 225 yards, one touchdown and one interception. The Cougars outgained the Rebels 318-208.

The first half was full of punts, defense and missed opportunities. BYU gained just 102 yards while Ole Miss managed just 93. Bryson Rose kicked a 20-yard field goal with 49 seconds left in the first half to give the Rebels a 3-0 halftime lead.

Ole Miss sophomore Barry Brunetti started at quarterback before giving way to Zack Stoudt late in the second quarter.

Stoudt's presence immediately energized the Rebels. The junior completed two passes for a combined 21 yards on his first drive, which ended in Rose's field goal just before the half. Stoudt finished 13 of 25 passing for 140 yards.

But the Rebels really didn't get going until Sawyer's interception, which stretched the lead to 10-0 and was the program's longest interception return for a touchdown since 2007. Another Rose field goal stretched the Rebels' lead to 13-0 early in the fourth quarter.

But the Cougars kept pounding away, with a 69-57 advantage in offensive plays. By the fourth quarter, the Rebels' defense looked gassed, and didn't have an answer for the BYU offense.

The biggest play was Stoudt's fumble. Three BYU defenders converged on Stoudt, slamming him to the turf as the ball popped loose. Van Noy took advantage of the opportunity, pouncing on the bouncing ball to lead the Cougars to the victory.

BYU	0	0	0	14	—	14
Ole Miss	0	3	7	3	—	13
1st Quarter						
(None)						
2nd Quarter						
0:49	UM	B. Rose 20-yard field goal				
3rd Quarter						
8:34	UM	C. Sawyer 96-yard interception return (B. Rose kick)				
4th Quarter						
14:15	UM	B. Rose 29-yard field goal				
9:52	BYU	R. Apo 19-yard pass from J. Heaps (J. Sorensen kick)				
5:09	BYU	K. Van Noy 3-yard fumble return (J. Sorensen kick)				

Team Stats	BYU	UM	Individual Leaders
First Downs	20	13	Rushing
Rushes-Yards	31-91	28-63	BYU: J. DiLuigi, 12-56
Passing Yards	225	145	B. Kariya, 11-35
Att.-Comp.-Int.	38-24-1	29-16-0	UM: E. Davis, 12-33
Total Plays-Yards	69-316	57-208	B. Bolden, 4-21
Fumbles-Lost	0-0	2-2	Passing
Penalties-Yards	6-40	4-40	BYU: J. Heaps, 38-24-1-225
Punts-Average	5-36.2	4-56.8	UM: Z. Stoudt, 26-14-0-141
Punt Returns	3-29	1-44	B. Brunetti, 3-2-0-4
KO Returns	2-52	2-27	Receiving
Interceptions	0-0	1-96	BYU: J. DiLuigi, 5-32
Possession Time	34:37	25:23	R. Apo, 4-46
3rd Down Conv.	6/13	3/12	UM: J. Logan, 4-52
4th Down Conv.	0/0	0/2	D. Moncrief, 3-16
Sacks By-Yards	1-12	1-9	J. Scott, 2-25

OLE MISS 42, SOUTHERN ILLINOIS 24

Game #2 • Sept. 10, 2011

Attendance: 58,504 • Vaught-Hemingway Stadium • Oxford, Miss.



Jeff Scott

OXFORD, Miss. (AP) - Jeff Scott waited more than a season for a chance to be Ole Miss' featured running back. Four touchdowns later, the sophomore certainly made the most of his opportunity.

The 5-foot-7, 175-pound Scott rushed for three touchdowns and added another on a punt return, turning in a spectacular performance as Ole Miss downed Southern Illinois 42-24.

Scott scored three touchdowns in the first six minutes of the game with the third coming on a 67-yard punt return that ended with him tip-toeing down the right sideline and just inside the bright orange pylon. It gave Ole Miss a 21-0 lead and the rout appeared to be well underway.

But the rest of the game wasn't as easy. Ole Miss (1-1) had a 35-10 lead early in the third quarter before Southern Illinois responded with two touchdown drives in the second half to pull within 35-24.

Steve Strother rushed for 116 yards for Southern Illinois (1-1), but the Salukis couldn't overcome four interceptions thrown by Paul McIntosh.

Ole Miss was playing without its top two running backs - seniors Brandon Bolden and Enrique Davis - after the pair suffered injuries in last week's season opener against BYU. But Scott was stellar in their place, rushing for touchdowns of 37 and 4 yards in the opening minutes before the punt return for a touchdown pushed the Rebels' lead to 21-0 with 9:09 remaining in the first half.

Scott's fourth touchdown of the night stretched the Rebels' lead to 35-10 with 10:23 left in the third quarter, but SIU responded with two touchdowns to pull within 35-24 with 6:39 remaining in the fourth quarter.

Zack Stoudt was decent in his first start as the Ole Miss quarterback, completing 11 of 18 passes for 118 yards and a touchdown.

Randall Mackey also saw his first action behind center, completing his only pass attempt for 18 yards and rushing for 36 yards on six carries.

Southern Illinois	3	7	7	7	—	24
Ole Miss	21	7	7	7	—	42
1st Quarter						
11:20	UM	J. Scott 37-yard run (B. Rose kick)				
10:51	UM	J. Scott 4-yard run (B. Rose kick)				
09:09	UM	J. Scott 67-yard punt return (B. Rose kick)				
03:01	SIU	J. MacLachlan 33-yard field goal				
2nd Quarter						
11:58	UM	J. Mosley 3-yard pass from Z. Stoudt (B. Rose kick)				
03:09	SIU	J. Hampton 2-yard run (J. MacLachlan kick)				
3rd Quarter						
10:23	UM	J. Scott 7-yard run (B. Rose kick)				
00:03	SIU	R. Hicks 1-yard pass from P. McIntosh (J. MacLachlan kick)				
4th Quarter						
06:39	SIU	C. Fuller 31-yard pass from P. McIntosh (J. MacLachlan kick)				
01:28	UM	D. Thomas 3-yard run (B. Rose kick)				

Team Stats	SIU	UM	Individual Leaders
First Down	19	10	Rushing
Rushes-Yards	38-223	40-179	SIU: S. Strother, 10-116
Passing Yards	197	136	P. McIntosh, 14-80
Att.-Comp.-Int.	14-30-4	12-19-0	UM: J. Scott, 16-118
Total Plays-Yards	420	315	D. Thomas, 9-42
Fumbles-Lost	0-0	2-1	Passing
Penalties-Yards	5-44	8-85	SIU: P. McIntosh, 30-14-4-197
Punts-Average	47.7	42.2	UM: Z. Stoudt, 18-11-0-118
Punt Returns	1-0	2-63	R. Mackey, 1-1-0-18
KO Returns	3-78	5-104	Receiving
Interceptions	0-0	4-37	SIU: J. Lantz, 4-75
Possession Time	30:57	29:03	L. Standiford, 2-60
3rd Down Conv.	7/15	3/9	UM: J. Logan, 4-54
4th Down Conv.	3/3	0/0	D. Moncrief, 2-19
Sacks By-Yards	3-19	1-1	J. Mosley, 2-5

VANDERBILT 30, OLE MISS 7

Game #3 • Sept. 17, 2011
Attendance: 34,579 • Vanderbilt Stadium • Nashville, Tenn.



Donte Moncrief

NASHVILLE, Tenn. (AP) - Vanderbilt scored 21 straight in the second quarter, as Ole Miss dropped its Southeastern Conference opener to the Commodores 30-7 at Vanderbilt Stadium.

The win marks Vanderbilt's first 3-0 start since 2008 when the Commodores won their first bowl since 1955. The Commodores also beat Ole Miss (1-2) in the Southeastern Conference opener for both teams for their fifth win in seven years in this series.

The Commodores outgained Ole Miss 387-234 in total offense. Running back Zac Stacy rushed for 169 yards, including a 77-yard TD run.

Vanderbilt picked off five passes, all off Zack Stoudt, and Trey Wilson's interception return for a TD is the Commodores' third this season. Stoudt came through with a 47-yard TD pass to Donte Moncrief with 2:15 left to avoid being shut out by Vandy for the first time since 1946.

The Commodores got going late in the second and took control. Stacy picked up 26 yards after Smith handed the ball off to the running back using his left, non-throwing hand, almost directly behind him in a bit of nice misdirection. Smith finished off the drive on an option keeper for 19 yards and a 7-0 lead with 5:40 left in the second quarter.

With Ole Miss facing third-and-15, defensive end Walker May hurried Stoudt into a throw that went straight to Wilson, and the Vanderbilt cornerback ran it back up the left sideline for a 14-0 lead with 4:39 remaining. It was Wilson's second TD off an interception this season and the third overall for Vanderbilt - the first time the Commodores have had three of those in a season.

After another Ole Miss three-and-out, Seymour pushed his way in to finish off a 9-yard TD and a 21-0 lead that had Commodores' fans celebrating a rare early lead.

Ole Miss	0	0	0	7	—	7
Vanderbilt	0	21	9	0	—	30

1st Quarter (No Scoring)

2nd Quarter

5:40 VU L. Smith 19-yard run (C. Spear kick)
4:38 VU T. Wilson 52-yard interception return (C. Spear kick)
0:25 VU J. Seymour 9-yard run (C. Spear kick)

3rd Quarter

13:59 VU TEAM safety
1:24 VU Z. Stacy 77-yard run (C. Spear kick)

4th Quarter


2:15 UM D. Moncrief 47-yard pass from Z. Stoudt (B. Rose kick)

Team Stats	UM	VU
First Down	13	19
Rushes-Yards	32-85	49-281
Passing Yards	149	106
Att.-Comp.-Int.	15-30-5	14-22-1
Total Plays-Yards	62-234	71-387
Fumbles-Lost	1-0	4-2
Penalties-Yards	6-51	7-40
Punts-Average	6-44.5	4-51.8
Punt Returns	1-13	3-17
KO Returns	4-78	2-45
Interceptions	1-0	5-93
Possession Time	28:14	31:46
3rd Down Conv.	4-14	4-12
4th Down Conv.	1-2	0-2
Sacks By-Yards	2-17	1-1

Individual Leaders
Rushing
UM: J. Scott, 15-43
B. Bolden, 8-39
VU: Z. Stacy, 11-169
J. Seymour, 16-60
Passing
UM: Z. Stoudt, 26-13-5-139
R. Mackey, 4-2-0-10
VU: L. Smith, 20-13-1-103
Receiving
UM: J. Logan, 3-48
B. Bolden, 2-20
D. Moncrief, 1-47
VU: W. Tate, 4-26
C. Boyd, 3-18

GEORGIA 27, OLE MISS 13

Game #4 • Sept. 24, 2011
Attendance: 58,042 • Vaught-Hemingway Stadium • Oxford, Miss.



Nickolas Brassell

OXFORD, Miss. (AP) - Ole Miss could not overcome a big Georgia first half in a 27-13 setback at Vaught-Hemingway Stadium.

The Bulldogs jumped out to a 17-0 lead by midway through the second quarter and took a 24-13 lead into halftime. Bulldogs' kicker Blair Walsh missed three field goals in the second half, but the Ole Miss offense could never capitalize.

Freshman Isaiah Crowell had several big gains on the ground, and Andy Murray's 2-yard touchdown pass to Orson Charles gave the Bulldogs a 17-0 lead with 6:01 in the second quarter.

But the Rebels responded with a flurry. After a reverse handoff, Randall Mackey hit a wide-open Donte Moncrief for a 38-yard touchdown to pull within 17-7. Then Ole Miss immediately recovered an onside kick and the Vaught-Hemingway Stadium crowd of 58,042 had something to cheer about.

The momentum was short lived. Mackey threw an interception three plays later.

Both of the Rebels' touchdowns came after a reverse. Mackey threw a 38-yard TD pass to Moncrief after taking a handoff from running back Jeff Scott. Nickolas Brassell scored on an 81-yard punt return after Scott caught the punt, ran across the field and handed off to Brassell.

Scott appeared to give the Rebels a second punt return for a score in the game's final minute, but the 67-yard TD return was called back on a blocking penalty.

The Rebels rotated Zack Stoudt and Mackey throughout the game. Stoudt completed just 7 of 23 passes for 71 yards and an interception. Mackey completed 3 of 7 passes for 78 yards, a touchdown and an interception.

Murray completed 17 of 26 passes for 268 yards and two touchdowns. Crowell rushed for 147 yards on 30 carries, helping the Bulldogs (2-2, 1-1 Southeastern Conference) grind to the road victory. Malcolm Mitchell caught three passes for 93 yards as the Bulldogs gained 475 total yards.

Georgia	10	14	0	3	—	27
Ole Miss	0	13	0	0	—	13

1st Quarter

6:52 UG B. Walsh 36-yard field goal
1:08 UG A. Murray 1-yard run (B. Walsh kick)

2nd Quarter

6:01 UG O. Charles 2-yard pass from A. Murray (B. Walsh kick)
5:00 UM D. Moncrief 38-yard pass from R. Mackey (B. Walsh kick)
2:38 UG A. White 35-yard pass from A. Murray (B. Walsh kick)
0:49 UM N. Brassell 81-yard punt return (kick failed)

3rd Quarter

None

4th Quarter

4:16 UG B. Walsh 43-yard field goal

Team Stats	UG	UM
First Down	25	8
Rushes-Yards	56-207	26-34
Passing Yards	268	149
Att.-Comp.-Int.	26-17-1	30-12-2
Total Plays-Yards	82-475	56-183
Fumbles-Lost	2-0	0-0
Penalties-Yards	4-30	8-69
Punts-Average	4-55.2	9-50.8
Punt Returns	2-0	3-102
KO Returns	2-33	3-50
Interceptions	2-26	1-0
Possession Time	38:36	21:17
3rd Down Conv.	8-18	3-14
4th Down Conv.	1-1	0-1
Sacks By-Yards	4-42	3-15

Individual Leaders
Rushing
UG: I. Crowell, 30-147
R. Samuel, 10-40
UM: J. Scott, 8-34
N. Brassell, 1-14
Passing
UG: A. Murray, 26-17-1-268
UM: Z. Stoudt, 23-9-1-71
R. Mackey, 7-3-1-78
Receiving
UG: O. Charles, 5-59
M. Mitchell, 3-52
UM: D. Moncrief, 3-68
N. Brassell, 2-52

OLE MISS 38, FRESNO STATE 28

Game #5 • Oct. 1, 2011
Attendance: 32,063 • Bulldog Stadium • Fresno, Calif.



Jeff Scott

FRESNO, Calif. (AP) - Running back Jeff Scott rushed for a career-high 138 yards and scored two touchdowns, and senior running back Brandon Bolden added two touchdowns to lead the Ole Miss Rebels (2-3) to a 38-28 win against Fresno State at Jim Sweeney Field.

The Rebels capped their first trip ever to California by earning their first win of the season against an FBS-level team.

Ole Miss led Fresno State 20-14 at the half behind Bolden's two TD runs. The Baton Rouge, La., native now ranks second in Ole Miss history with 25 rushing TDs and 30 total touchdowns. He also moved into sixth place in school history with 3,206 all-purpose yards. In two career games versus Fresno State, Bolden has 271 yards rushing and five TDs.

Scott tore off a 69-yard touchdown run in the third quarter, which was the longest TD run by a Rebel since Scott's 83-yard score against Auburn last season. Scott posted his third career 100-yard rushing game and his second of the season. He also caught one pass for 24 yards and added 44 yards on kickoff returns. The 206 all-purpose yards mark the second 200-yard all-purpose game of his season and the third of his career.

The Bulldogs scored twice in the third quarter and led 28-27 heading into the final frame, but it was all Rebels in the final 15 minutes. Scott scored his second touchdown - a 12-yard run - with 8:49 remaining for the go ahead score and the Rebels added the two-point conversion for a 35-28 lead.

Junior Bryson Rose connected on a 24-yard field goal attempt with 3:24 left in the fourth quarter and has now made 13 consecutive field goal attempts dating back to last season.

In his first career start, junior quarterback Randall Mackey threw for 214 yards and one touchdown on 8-of-18 passing. He also rushed five times for 35 yards.

Ole Miss	13	7	7	11	—	38
Fresno State	14	0	14	0	—	28

1st Quarter

8:08 FSU R. Evans 2-yard pass from D. Carr (K. Goessling kick)
6:52 UM B. Bolden 21-yard run (B. Rose kick)
2:08 UM M. Harris 22-yard pass from R. Mackey (kick blocked)
0:14 FSU J. Saunders 26-yard run (K. Goessling kick)

2nd Quarter

9:50 UM B. Bolden 12-yard run (B. Rose kick)

3rd Quarter

13:01 FSU R. Rouse 7-yard run (K. Goessling kick)
11:15 UM J. Scott 69-yard run (B. Rose kick)
6:15 FSU D. Carr 1-yard run (K. Goessling kick)

4th Quarter

8:49 UM J. Scott 12-yard run (D. Moncrief pass from R. Mackey)
3:42 UM B. Rose 24-yard field goal

Team Stats	UM	FSU	Individual Leaders
First Downs	19	25	
Rushes-Yards	44-216	36-163	Rushing
Passing Yards	214	281	UM: J. Scott, 24-138
Att.-Comp.-Int.	18-8-0	38-25-1	B. Bolden, 6-43
Total Plays-Yards	62-430	74-444	R. Mackey, 5-35
Fumbles-Lost	1-0	5-1	FSU: R. Rouse, 28-126
Penalties-Yards	10-107	4-40	J. Saunders, 2-57
Punts-Average	6-39.7	4-38.8	Passing
Punt Returns	0-0	2-31	UM: R. Mackey, 18-8-0-214
KO Returns	4-99	5-98	FSU: D. Carr, 37-25-1-281
Interceptions	1-5	0-0	Receiving
Possession Time	28:06	31:54	UM: J. Logan, 3-65
3rd Down Conv.	6-13	6-13	D. Moncrief, 1-57
4th Down Conv.	0-0	1-1	N. Brassell, 1-40
Sacks By-Yards	2-18	1-7	FSU: J. Saunders, 6-127
			I. Burse 6-47

#2 ALABAMA 52, OLE MISS 7

Game #6 • Oct. 12, 2011
Attendance: 61,723 • Vaught-Hemingway Stadium • Oxford, Miss.



Nickolas Brassell

OXFORD, Miss. (AP) - Freshman Nickolas Brassell posted his first career 100-yard receiving game as Ole Miss fell to No. 2 Alabama 52-7 in front of a crowd 61,792 in Vaught-Hemingway Stadium, which marked the fourth-largest crowd in Ole Miss history.

Alabama running back Trent Richardson ran for a career-best 183 yards and set another a career best with four touchdowns. Richardson put the Rebels (2-4, 0-3 SEC) away with an electric 76-yard run midway through the third quarter.

Randall Mackey's 59-yard pass completion to the 2 on the game's fourth play helped the Rebels take a 7-0 lead on their opening drive. But after giving up 72 yards on that drive's five plays, the Crimson Tide held Ole Miss without a yard for the rest of the half, a total of 18 plays, on the way to a 17-7 lead.

Alabama turned up the offensive intensity in the second half, scoring on five of six offensive possessions. The sixth ended deep in Ole Miss territory as time expired.

Richardson and Fowler, who finished with 125 yards rushing, helped the Tide rush for 389 yards (9.3 yards per carry) and Alabama finished with 615 total. The Rebels didn't find much room in the second half either, and finished with 113 total yards and just 28 rushing.

The Crimson Tide forced two turnovers, sacked Mackey five times and stopped the Rebels' only real second-half threat with a goal-line stand.

The Rebels, already without four players due to suspension, lost two key defenders to injuries as well. Cornerback Marcus Temple fractured his right ankle in the first half and defensive end Wayne Dorsey was lost in the second half to an unspecified injury.

Alabama	7	10	28	7	----	52
Ole Miss	7	0	0	0	----	7

1st Quarter

12:38 UM J. Scott 1-yard run (B. Rose kick)
8:24 UA T. Richardson 8-yard run (J. Shelley kick)

2nd Quarter

14:11 UA T. Richardson 7-yard run (J. Shelley kick)
1:14 UA J. Shelley 24-yard field goal

3rd Quarter

12:30 UA T. Richardson 8-yard run (J. Shelley kick)
7:37 UA T. Richardson 76-yard run (J. Shelley kick)
6:44 UA J. Fowler 8-yard run (J. Shelley kick)
2:08 UA B. Gibson 10-yard pass from A. McCarron (J. Shelley kick)

4th Quarter

10:08 UA J. Fowler 69-yard run (J. Shelley kick)

Team Stats	UA	UM	Individual Leaders
First Downs	27	9	
Rushes-Yards	42-389	31-28	Rushing
Passing Yards	226	113	UA: T. Richardson, 17-183
Att.-Comp.-Int.	25-20-0	21-10-1	J. Fowler, 9-125
Total Plays-Yards	67-615	52-141	B. Sims, 5-74
Fumbles-Lost	0-0	1-1	UM: D. Thomas, 4-12
Penalties-Yards	5-35	0-0	J. Scott, 7-11
Punts-Average	1-44.0	7-39.7	R. Mackey, 12-6
Punt Returns	2-16	0-0	Passing
KO Returns	2-43	9-223	UA: A. McCarron, 24-19-0-224
Interceptions	0	1	UM: R. Mackey, 21-10-1-113
Possession Time	33:56	26:04	Receiving
3rd Down Conv.	7 of 11	4 of 14	UA: D. Hanks, 4-63
4th Down Conv.	1 of 1	1 of 2	K. Bell, 3-31
Sacks By-Yards	5-34	1-14	UM: N. Brassell, 4-101
			J. Scott, 3-3

#10 ARKANSAS 29, OLE MISS 24

Game #7 • Oct. 19, 2011
Attendance: 61,723 • Vaught-Hemingway Stadium • Oxford, Miss.



Randall Mackey

OXFORD, Miss. (AP) - Junior Randall Mackey threw two touchdowns and rushed for another, but Ole Miss could not hold on to an early 17-0 lead as the Rebels fell to No. 9 Arkansas 29-24.

Tyler Wilson threw for 232 yards and rushed for two touchdowns. Dennis Johnson rushed for 160 yards on 15 carries, including a 52-yard touchdown. Joe Adams caught four passes for 124 yards.

Ole Miss took a 17-0 lead with 6:20 remaining in the second quarter after Mackey's 3-yard touchdown run, but the Razorbacks responded with 29 unanswered points to take the lead.

The Razorbacks' league-leading passing offense was never at its best, but Wilson was effective when it mattered. He completed 13 of 28 passes and didn't throw an interception.

Ole Miss took a 3-0 lead on Bryson Rose's 43-yard field goal late in the first quarter and then stretched it to 10-0 on Mackey's 31-yard touchdown pass to Donte Moncrief on the first play of the second quarter.

The Rebels stretched their lead on Mackey's 3-yard touchdown run to go up 17-0 before the Razorbacks finally showed some life with Johnson's 52-yard touchdown run that pulled the half-time score to 17-7.

Arkansas kept the momentum in the second half. The Razorbacks scored on two field goals by Zach Hocker, Wilson's two short TDs and a safety by linebacker Jerry Franklin to go up 29-17 early in the fourth quarter.

The Ole Miss offense, which was so impressive in the first half, struggled after halftime until a late surge.

Mackey found Moncrief in the corner of the end zone for a 4-yard touchdown - his second of the game - and the Rebels pulled within 29-24. The onside kick was recovered by Ole Miss tight end Jamal Mosley with 1:21 remaining and the Rebels briefly had life. But Eric Bennett intercepted an Mackey pass on the second play of the drive and the Razorbacks were able to run out the clock.

Arkansas	0	7	19	3	----	29
Ole Miss	3	14	0	7	----	24

1st Quarter

3:42 UM B. Rose 43-yard field goal

2nd Quarter

14:50 UM D. Moncrief 31-yard pass from R. Mackey (B. Rose kick)

6:42 UM R. Mackey 3-yard run (B. Rose kick)

5:11 AR D. Johnson 52-yard run (Z. Hocker kick)

3rd Quarter

11:55 AR Z. Hocker 33-yard field goal

6:48 AR T. Wilson 1-yard run (Z. Hocker kick)

3:22 AR T. Wilson 1-yard run (Z. Hocker kick)

0:14 AR J. Franklin safety

4th Quarter

11:31 AR Z. Hocker 23-yard field goal

1:23 UM D. Moncrief 4-yard pass from R. Mackey (B. Rose kick)

Team Stats	AR	UM	Individual Leaders
First Downs	20	24	
Rushes-Yards	29-206	46-151	Rushing
Passing Yards	232	219	AR: D. Johnson, 15-160
Att.-Comp.-Int.	13-28-0	18-30-1	M. Wade, 1-37
Total Plays-Yards	57-438	76-370	UM: B. Bolden, 14-68
Fumbles-Lost	1-1	0-0	J. Scott, 13-33
Penalties-Yards	2-4	12-85	R. Mackey, 13-30
Punts-Average	4-43.8	6-37.7	Passing
Punt Returns	1-7	1-0	AR: T. Wilson, 28-13-0-232
KO Returns	3-84	4-58	UM: R. Mackey, 30-18--1-219
Interceptions	1-46	0-0	Receiving
Possession Time	22:42	37:18	AR: J. Adams, 4-124
3rd Down Conv.	4-13	4-13	C. Gragg, 3-39
4th Down Conv.	2-3	2-2	UM: N. Brassell, 8-70
Sacks By-Yards	3-36	1-4	D. Moncrief, 5-73
			J. Mosley, 2-38

#23 AUBURN 41, OLE MISS 23

Game #8 • Oct. 26, 2011
Attendance: 85,347 • Jordan-Hare Stadium • Auburn, Ala.



Brandon Bolden

AUBURN, Ala. (AP) - Senior running back Brandon Bolden rushed for a season-high 114 yards on 13 carries and two touchdowns, but Ole Miss fell to No. 23 Auburn 41-23 at Jordan-Hare Stadium.

After falling behind 14-0 early, the Rebels responded rushing for a season-high 172 yards in the first half, led by Bolden, who recorded his first 100-yard rushing performance of the year and eighth of his career.

The Rebels put together a nice drive late in the first quarter that resulted in a 1-yard TD run by Bolden to make it 14-7 Auburn.

Junior Bryson Rose connected on a 39-yard field goal attempt in the second quarter as the Rebels pulled to within 14-10. Rose has now made 15 consecutive field goal attempts dating back to last season and is now three field goals shy of the SEC record for consecutive field goals made.

After Auburn added a field goal to go up 17-10, the Rebels used a 9-play 60-yard drive culminating in another Bolden 1-yard TD run to even the score heading into the break.

The Tigers (6-3, 4-2 SEC) scored a pair of touchdowns in the third quarter to break the halftime deadlock and go up 31-17.

Rebel quarterback Randall Mackey finished the night 15-of-27 for 157 yards and a TD pass to freshman wide receiver Nickolas Brassell. He has now thrown a touchdown pass in three straight games.

Bolden moved into fourth all-time on the Ole Miss rushing list with 2,419 yards, passing Dou Innocent. He totaled 122 all-purpose yards to pass Mike Wallace for third on the Ole Miss career list with 3,405 all-purpose yards. Bolden's two rushing TDs gave him 27 career rushing scores and 32 total TDs, both of which rank second in Ole Miss history.

Ole Miss	7	10	0	6	----	23
Auburn	14	3	14	10	----	41

1st Quarter

11:00 AU P. Lutzenkirchen 13-yard pass from C. Moseley (C. Parkey kick)

4:21 AU Q. Carr 45-yard pass from C. Moseley (C. Parkey kick)

1:09 UM B. Bolden 1-yard run (B. Rose kick)

2nd Quarter

4:45 UM B. Rose 39-yard field goal

9:52 AU C. Parkey 40-yard field goal

6:04 UM B. Bolden 1-yard run (B. Rose kick)

3rd Quarter

7:22 AU E. Blake 25-yard pass from C. Moseley (C. Parkey kick)

0:00 AU M. Dyer 4-yard run (C. Parkey kick)

4th Quarter

11:47 AU C. Parkey 31-yard field goal

4:49 AU P. Lutzenkirchen 4-yard pass from C. Moseley (C. Parkey kick)

0:00 UM N. Brassell 10-yard pass from R. Mackey

Team Stats	UM	AU	Individual Leaders
First Downs	21	20	
Rushes-Yards	44-220	50-254	Rushing
Passing Yards	162	160	UM: B. Bolden, 13-114
Att.-Comp.-Int.	28-16	15-12-0	J. Scott, 14-78
Total Plays-Yards	72-382	65-414	N. Brassell, 4-19
Fumbles-Lost	2-2	3-2	AU: M. Dyer, 27-177
Penalties-Yards	6-29	4-20	O. McCalebb, 15-61
Punts-Average	5-39.8	3-35.7	Passing
Punt Returns	0-0	1-0	UM: R. Mackey, 27-15-1-157
KO Returns	3-71	4-88	B. Bolden, 1-1-0-5
Interceptions	0-0	1-41	AU: C. Moseley, 15-12-0-160
Possession Time	28:58	31:02	Receiving
3rd Down Conv.	7-15	5-11	UM: N. Brassell, 4-32
4th Down Conv.	0-1	0-0	D. Moncrief, 3-34
Sacks By-Yards	1-14	4-32	AU: E. Blake, 5-71
			P. Lutzenkirchen, 3-27

KENTUCKY 30, OLE MISS 13

Game #9 • Nov. 5, 2011

Attendance: 56,882 • Commonwealth Stadium • Lexington, Ky.



Bryson Rose

LEXINGTON, Ky. - Freshman Nickolas Brassell totaled 96 all-purpose yards and a touchdown, but Ole Miss fell to Kentucky 30-13 here Saturday at Commonwealth Stadium.

Ole Miss used two field goals (31, 37) by junior Bryson Rose to take a 6-0 lead after the first quarter. Rose has now made 17 consecutive field goal attempts dating back to last season, which is one shy of the SEC record and the nation's longest active streak.

With both teams looking for their first SEC win, Kentucky used a 9-play drive--resulting in a 2-yard TD run by CoShik Williams at the beginning of the second quarter--to get on the board.

The Rebels had the ball at the Kentucky 49 with 2:07 remaining in the half, but two plays later, quarterback Randall Mackey was intercepted by Wildcat linebacker Danny Trevathan, setting up a 48-yard field goal by Greg McIntosh to give the Wildcats the 10-6 lead heading into the locker-room.

Kentucky got the ball to start the second half, but the Rebel defense forced a three and out. Ole Miss, who had been outscored in the third quarter coming into the game, went 72 yards in 12 plays capped by a 21-yard pass from Mackey to Brassell to regain the lead 13-10 with 7:15 to go in the third quarter. It marked Brassell's second career touchdown and second TD in as many games.

Unfortunately, that would be it for the Rebels. Kentucky scored early in the fourth quarter on an eight-play 80-yard drive that resulted in a 38-yard touchdown pass from freshman quarterback Maxwell Smith to La'Rod King. The missed extra point made it 16-13 Wildcats.

The Wildcats added two late touchdowns for the final 30-13 score.

The Rebels started six true freshmen in the game, including Brassell, who got his first start on defense and Serderius Bryant, who finished with a career-high 10 tackles, including three solo. In addition to his 96 yards and one TD on offense, Brassell totaled three tackles, a pass break-up and a half a QB sack. Another freshman to start on defense, safety Cody Prewitt registered a career-best nine tackles and four solo stops.

Freshman Donte Moncrief hauled in four passes for 68 yards including a 19-yarder in the Rebels third quarter touchdown drive. He is now seven receptions and 59 yards shy of Mike Espy's Ole Miss freshmen records for catches and receiving yards.

Ole Miss	6	0	7	0	----	13
Kentucky	0	10	0	20	----	30

1st Quarter

11:51 UM B. Rose 31-yard field goal
3:19 UM B. Rose 37-yard field goal

2nd Quarter

14:57 UK C. Williams 2-yard run (C. McIntosh kick)
0:38 UK C. McIntosh 48-yard field goal

3rd Quarter

7:15 UM N. Brassell 21-yard pass from R. Mackey

4th Quarter

12:22 UK L. King 38-yard pass from M. Smith (C. McIntosh kick)
2:49 UK G. McCaskill 8-yard pass from M. Smith (C. McIntosh kick)
1:18 UK C. Williams 10-yard run (C. McIntosh kick)
0:58 UM B. Bolden 3-yard run (B. Rose kick)

Team Stats	UM	UK
First Downs	19	20
Rushes-Yards	42-195	31-115
Passing Yards	197	283
Att.-Comp.-Int.	30-14-1	36-19-0
Total Plays-Yards	72-392	67-398
Fumbles-Lost	0-0	1-0
Penalties-Yards	11-93	5-52
Punts-Average	6-44.7	6-41.8
Punt Returns	1-4	1-3
KO Returns	3-42	3-59
Interceptions	0-0	1-22
Possession Time	31:37	28:23
3rd Down Conv.	7-17	5-13
4th Down Conv.	0-2	0-0
Sacks By-Yards	1-3	3-15

Individual Leaders
Rushing
UM: N. Brassell, 1-56
B. Bolden, 13-56
E. Davis, 6-35
UK: C. Williams, 25-120
Passing
UM: R. Mackey, 29-14-197-1
TEAM, 1-0-0-0
UK: M. Smith, 36-19-283-0
Receiving
UM: D. Moncrief, 4-68
B. Bolden, 4-29
N. Brassell, 3-40
UK: M. Roark, 7-116
L. King, 3-102

LOUISIANA TECH 27, OLE MISS 7

Game #10 • Nov. 12, 2011

Attendance: 44,123 • Vaught-Hemingway Stadium • Oxford, Miss.



Brandon Bolden

OXFORD, Miss. (AP) - Senior Brandon Bolden scored his 33rd career touchdown and topped 100 all-purpose yards, but Ole Miss fell 27-7 to Louisiana Tech on homecoming in Oxford.

Chad Boyd and Javontay Crowe scored defensive touchdowns, and Matt Nelson added a pair of field goals for Louisiana Tech.

Boyd scooped up a mishandled backfield exchange and raced 33 yards for a third quarter touchdown while Crowe's 26-yard interception return in the fourth helped the Bulldogs erase a 7-0 deficit. Nelson added field goals of 43 and 35 yards.

The win was the fifth straight for Louisiana Tech (6-4), who defeated a Southeastern Conference team for the first time since beating Mississippi State 22-14 in 2008.

The Rebels (2-8), following Monday's announcement that fourth-year head coach Houston Nutt would not return next season, lost its fifth consecutive game.

Louisiana Tech led 10-7 at halftime, tying the game on a 21-yard touchdown pass from Colby Cameron to Taulib Ikharo and a 43-yard field goal by Nelson on the first half's final play.

After taking a 7-0 lead, the Ole Miss offense sputtered, finishing with 307 total yards.

Ole Miss scored on its second series, capping a 78-yard drive with a 34-yard touchdown catch by Bolden from Randall Mackey.

Bolden finished the game with 112 all-purpose yards, gaining 46 rushing yards and 66 receiving yards.

Louisiana Tech regained control by halftime and used opportunistic plays from its defense in the second half to seal it. Boyd scored with 3:49 left in the third period and three series later, Crowe finished the scoring with 11:08 remaining.

Hunter Lee rushed for 127 yards on 24 carries as the Bulldogs rolled up 350 total yards. Cameron finished 13 of 27 for 180 yards while Quinton Patton and Ikharo finished with three receptions apiece. Adrian Cole led the Louisiana Tech defense with 10 tackles, including two for loss.

Ole Miss kicker Bryson Rose, who had hit 17 consecutive field goals over a two-year period, missed from 36 and 52 yards. Rose was within one kick of tying the SEC record set by Tennessee's Fuad Reveiz in 1982.

Louisiana Tech	0	10	10	7	—	27
Ole Miss	7	0	0	0	—	7

1st Quarter

8:53 UM B. Bolden 34-yard pass from R. Mackey (B. Rose kick)

2nd Quarter

3:32 LT T. Ikharo 21-yard pass from C. Cameron (M. Nelson kick)
0:00 LT M. Nelson 43-yard field goal

3rd Quarter

4:38 LT M. Nelson 35-yard field goal
3:49 LT C. Boyd 33-yard fumble return (M. Nelson kick)

4th Quarter

11:08 LT J. Crowe 26-yard interception return (M. Nelson kick)

Team Stats	LT	UM
First Downs	15	19
Rushes-Yards	40-170	43-128
Passing Yards	180	179
Att.-Comp.-Int.	27-13-1	37-14-1
Total Plays-Yards	67-350	80-307
Fumbles-Lost	1-1	2-2
Penalties-Yards	7-50	2-2
Punts-Average	7-43.0	7-37.4
Punt Returns	4-15	1-0
KO Returns	1-0	4-69
Interceptions	1-26	1-14
Possession Time	29:12	30:48
3rd Down Conv.	4-17	5-18
4th Down Conv.	2-2	0-2
Sacks By-Yards	3-18	0-0

Individual Leaders

Rushing

LT: H. Lee, 24-127
L. Creer, 7-23
UM: B. Bolden, 14-46
E. Davis, 9-39
J. Scott, 7-26

Passing

LT: C. Cameron, 27-13-180-1
UM: R. Mackey, 23-9-106-1
Z. Stoudt, 19-8-73-1

Receiving

LT: T. Ikharo, 3-34
Q. Patton, 3-33
UM: D. Moncrief, 4-57
B. Bolden, 2-66

#1 LSU 52, OLE MISS 3

MISSISSIPPI STATE 31, OLE MISS 3

Game #11 • Nov. 19, 2011

Attendance: 59,877 • Vaught-Hemingway Stadium • Oxford, Miss.

Game #12 • Nov. 26, 2011

Attendance: 55,270 • Davis-Wade Stadium • Starkville, Miss.



Barry Brunetti

OXFORD, Miss. (AP) - Quarterback Barry Brunetti rushed for 74 yards on 15 carries, but Ole Miss fell to No. 1 LSU 52-3 on senior night at Vaught-Hemingway Stadium.

Ron Brooks returned an interception for a touchdown 28 seconds into the game, LSU built a 35-3 lead by halftime and rushed for 353 yards.

Quarterback Jordan Jefferson started his second consecutive game, completing 7 of 7 passes for 88 yards and a touchdown. Alfred Blue led the Tigers with 74 rushing yards while Spencer Ware added 70 yards and a touchdown.


Ole Miss (2-9, 0-7) has lost six straight games and a school-record 13 straight conference games. Barry Brunetti rushed for a team-high 74 yards as the Rebels managed just 195 total yards.

LSU completed all eight of its pass attempts - seven by Jefferson and one by Jarrett Lee - but was content to run the ball for most of the game after building a 21-0 lead with 5:11 remaining in the first quarter.

Kenny Hilliard rushed for 59 yards and a touchdown and Terrence Magee added 55 yards as LSU emptied its bench early and recovered from a lackluster effort in last week's 42-9 win against Western Kentucky. Seven different players rushed for at least 25 yards and the Tigers averaged nearly eight yards per play.

Ole Miss started with the ball, and its first three plays were a disaster. Starting quarterback Zack Stoudt bounced an incompletion on the first play, Brandon Bolden dropped the next pass and then Stoudt threw a wild lob on a screen pass that was picked off by Brooks and returned 46 yards for a touchdown.

The Rebels' lone score came on a 39-yard field goal by Bryson Rose, which was set up by Brunetti's 47-yard run.



Ralph Williams

STARKVILLE, Miss. (AP) -- In a rain-soaked Egg Bowl, Ole Miss dropped its final game of the 2011 season 31-3 to Mississippi State at Davis-Wade Stadium.

Ole Miss (2-10, 0-8) finished a season with 10 losses for the first time in program history and ends coach Houston Nutt's four-year tenure. Nutt's resignation was announced on Nov. 7, but he remained to coach the last three games.

Barry Brunetti earned his second career start and finished 12-of-22 for 112 yards, including a 61-yard pass to Jamal Mosley, but Ole Miss never could get moving on offense. Its only sustained drive lasted 12 plays and 47 yards before Bryson Rose kicked a 28-yard field goal in the third quarter. Enrique Davis rushed for 32 yards on 12 carries while Donte Moncrief caught four passes for 20 yards.

Moncrief finished the season with 31 catches, which broke Mike Espy's Ole Miss freshman record of 30 receptions set in 2002. He also finished with 454 yards receiving which was 11 yards shy of Espy's freshman record of 465 yards.

Ole Miss started nine freshmen in the game including freshman safety Cody Prewitt, who posted five tackles (two solo) and picked off his first career pass in the second quarter. Freshman linebacker Ralph Williams tallied a career-high 11 tackles and 2.0 TFLs in the start and freshman defensive end C.J. Johnson posted a career-high with 10 tackles (two solo) and 1.0 TFL.

Mississippi State (6-6, 2-6) picked up its sixth win of the year to become bowl eligible. It also marked the first time in 70 years for the Bulldogs to win three straight in the series.

Mississippi State senior quarterback Chris Relf rushed for 12 yards on the first play and then 17 more on the second as the Bulldogs methodically moved downfield to start the game. The 11-play, 68-yard drive ended on an 18-yard touchdown pass from Relf to running back Vick Ballard that gave the Bulldogs a 7-0 lead with 5:35 remaining in the first quarter.

State stretched its lead to 21-0 by halftime on a 36-yard run by LaDarius Perkins and then a 20-yard pass from Relf to Perkins. In the second half, MSU took advantage of an Ole Miss fumble on the first drive and converted the miscue into a 28-0 lead on a 25-yard run by Ballard.

LSU	21	14	14	3	—	52
Ole Miss	0	3	0	0	—	3

1st Quarter

- 14:32 LS R. Brooks 46-yard interception return (D. Alleman kick)
- 6:45 LS K. Hilliard 1-yard run (D. Alleman kick)
- 5:11 LS R. Shepard 22-yard pass from J. Jefferson (D. Alleman kick)

2nd Quarter

- 12:42 LS K. Minter 0-yard fumble recovery (D. Alleman kick)
- 3:01 LS S. Ware 35-yard run (D. Alleman kick)
- 1:03 UM B. Rose 39-yard field goal

3rd Quarter

- 12:35 LS M. Ford 19-yard run (D. Alleman kick)
- 0:54 LS J. Stampley 1-yard run (D. Alleman kick)

4th Quarter

- 9:30 LS D. Alleman 29-yard field goal

Team Stats	LS	UM	Individual Leaders
First Downs	21	13	Rushing
Rushes-Yards	50-353	42-148	LS: A. Blue, 4-74
Passing Yards	105	47	S. Ware, 10-70
Att.-Comp.-Int.	8-8-0	19-8-1	K. Hilliard, 9-59
Total Plays-Yards	58-458	61-195	UM: B. Brunetti, 15-74
Fumbles-Lost	1-0	2-2	B. Bolden, 13-58
Penalties-Yards	3-35	4-29	Passing
Punts-Average	1-46.0	5-43.4	LS: J. Jefferson, 7-7-0-88
Punt Returns	3-64	1-(-1)	J. Lee, 1-1-0-17
KO Returns	1-15	9-160	UM: B. Brunetti, 10-5-0-30
Interceptions	1-46	0-0	Z. Stoudt, 8-3-1-17
Possession Time	30:47	29:13	B. Bolden, 1-0-0-0
3rd Down Conv.	5-9	6-16	Receiving
4th Down Conv.	1-2	1-2	LS: D. Peterson, 2-28
Sacks By-Yards	3-26	0-0	UM: V. Sanders, 3-39

Ole Miss	0	0	3	0	—	3
Mississippi State	14	7	7	3	—	31

1st Quarter

- 9:35 MS V. Ballard 18-yard pass from C. Relf (D. DePasquale kick)
- 1:22 MS L. Perkins 36-yard run (D. DePasquale kick)

2nd Quarter

- 6:51 MS L. Perkins 20-yard pass from C. Relf (D. DePasquale kick)

3rd Quarter

- 13:38 MS V. Ballard 25-yard run (D. DePasquale kick)
- 4:59 UM B. Rose 28-yard field goal

4th Quarter

- 12:03 MS D. DePasquale 35-yard field goal

Team Stats	UM	MS	Individual Leaders
First Downs	10	17	Rushing
Rushes-Yards	42-92	48-247	UM: E. Davis, 12-32
Passing Yards	110	70	B. Brunetti, 14-23
Att.-Comp.-Int.	22-12-0	13-8-1	B. Bolden, 6-15
Total Plays-Yards	64-202	61-317	MS: V. Ballard, 23-144
Fumbles-Lost	6-2	0-0	L. Perkins, 7-64
Penalties-Yards	4-45	8-80	C. Relf, 10-49
Punts-Average	6-47.8	6-45.5	Passing
Punt Returns	3-(-6)	1-28	UM: B. Brunetti, 22-12-0-110
KO Returns	6-166	2-31	MS: C. Relf, 13-8-2-70
Interceptions	1-1	0-0	Receiving
Possession Time	30:27	29:33	UM: D. Moncrief, 4-20
3rd Down Conv.	5-18	4-13	V. Sanders, 3-21
4th Down Conv.	2-4	3-3	C. Moore, 2-15
Sacks By-Yards	0-0	2-17	MS: L. Perkins, 3-27
			V. Ballard, 2-25

2011 HONORS

BRANDON BOLDEN - RB

- Jackson Touchdown Club Ole Miss Most Valuable Senior

NICKOLAS BRASSELL - WR

- College Football Performance Awards Punt Returner of the Week (Georgia)

SERDERIUS BRYANT - LB

- Third Team Freshman All-America (Phil Steele)
- Honorable Mention Freshman All-America (College Football News)
- SEC All-Freshman (Coaches, ESPN.com)

TYLER CAMPBELL - P

- Honorable Mention All-SEC (AP)
- College Football Performance Awards Punter of the Week (BYU, Southern Illinois, Georgia)

MIKE MARRY - LB

- Third Team All-SEC (Phil Steele)
- Honorable Mention Sophomore All-America (College Football News)

DONTE MONCRIEF - WR

- Honorable Mention Freshman All-America (College Football News)
- SEC's No. 9 True Freshman (ESPN.com)

ANDREW RITTER - KS

- College Football Performance Awards Kickoff Specialist of the Week (BYU, Arkansas, LSU)

JEFF SCOTT - RB

- College Football Performance Awards Punt Returner of the Week (Southern Illinois)

CHARLES SAWYER - CB

- Honorable Mention Sophomore All-America (College Football News)
- Conerly Trophy Finalist
- Honorable Mention College Football Performance Awards Defensive Back of the Week (BYU)

BRADLEY SOWELL - OT

- Third Team All-SEC (College Sports Madness)

RALPH WILLIAMS - LB

- SEC's Top 10 Redshirt Freshmen (ESPN.com)

2011 BREAKDOWN

Category	2011
Record	2-10
SEC.....	0-8
vs. SEC West.....	0-5
vs. SEC East.....	0-3
Non-Conference.....	2-2
vs. Independents.....	0-1
vs. MVC.....	1-0
vs. WAC.....	1-1
Home.....	1-6
Away.....	1-4
Neutral.....	0-0
Day Games.....	1-6
Night Games (6 p.m. start or later).....	1-4
vs. Top 25 teams.....	0-4
TV games.....	2-10
on ESPN.....	0-2
on Pay-Per-View.....	1-0
on ESPN2.....	1-1
on ESPNU.....	0-3
on SEC Network.....	0-3
on CSS.....	0-1
When scoring first.....	1-5
When opponents score first.....	1-5
When leading at halftime.....	2-2
When trailing at halftime.....	0-7
When tied at halftime.....	0-1
When leading after third quarter.....	1-2
When trailing after third quarter.....	1-8
When tied after third quarter.....	0-0
In overtime games.....	0-0
When scoring less than 20 points.....	0-8
When scoring 20+ points.....	2-2
When scoring 30+ points.....	2-0
When allowing less than 20 points.....	0-1
When allowing 20+ points.....	2-9
When allowing 30+ points.....	0-6
When rushing for <100 yards.....	0-5
When rushing for 100+ yards.....	2-5
When rushing for 200+ yards.....	1-1
When passing for 200+ yards.....	1-1
When passing for 250+ yards.....	0-0
When passing for 300+ yards.....	0-0
When totaling <300 yds total offense.....	0-6
When gaining 300+ yds total offense.....	2-4
When allowing <100 yds rushing.....	0-1
When allowing 100+ yds rushing.....	2-9
When allowing 200+ yds rushing.....	1-7
When allowing <200 yds passing.....	1-5
When allowing 200+ yards passing.....	1-5
When allowing 250+ yards passing.....	1-2
When allowing 300+ yards passing.....	0-0
When allowing <300 yds total offense.....	0-0
When allowing 300+ yds total offense.....	2-10
When having a 100-yard rusher.....	2-2
When opp. have a 100-yard rusher.....	2-8
When having no turnovers.....	1-0
When having less than 3 turnovers.....	2-6
When having 3 or more turnovers.....	0-4
When having no takeaways.....	0-3
When having <3 takeaways.....	1-9
When having 3 or more takeaways.....	1-1
When having more than 30:00 TOP.....	0-4
When having less than 30:00 TOP.....	2-6

IN THE RED ZONE

When the offense moves the ball inside the opponent's 20-yard line, the offense is considered to be in the "red zone," and in prime scoring position. The following chart shows how the Rebel offense performs inside the "red zone" during the 2011 season:

Game	Chances	TD	FG	TO	Downs	Missed FG	Half
BYU	2	0	2	0	0	0	0
Southern Illinois	4	4	0	0	0	0	0
Vanderbilt	1	0	0	1	0	0	0
Georgia	0	0	0	0	0	0	0
Fresno State	3	2	1	0	0	0	0
Alabama	2	1	0	0	1	0	0
Arkansas	2	2	0	0	0	0	0
Auburn	4	3	0	0	1	0	0
Kentucky	4	1	2	0	1	0	0
Louisiana Tech	1	0	0	0	0	1	0
LSU	0	0	0	0	0	0	0
Mississippi State	2	0	1	0	0	0	1
Totals	23	13	5	1	3	1	0
Opp. Totals	47	28	9	3	1	4	2

Ole Miss Scoring Percentage: 0.760 (19-of-25)
Opponents Scoring Percentage: .787 (37-of-47)

Ole Miss Points Scored: 106
Opponents Points Scored: 223