

Ole Miss

2011 REBEL FOOTBALL

OLE MISS COACHING STAFF:

Houston Nutt (f) Head Coach
 Gunter Brewer (f)Passing Game Coord./Wide Receivers
 Keith Burns (f)Secondary
 Mike Markuson (f)Running Game Coord./Offensive Line
 Derrick Nix (f)Running Backs
 Tyrone Nix (f)Defensive Coordinator/LB
 Terry Price (f)Defensive Line
 David Lee (pb)Offensive Coordinator/QB
 James Shibest (f)Special Teams Coordinator/ TE
 Chris Vaughn (pb)Recruiting Coordinator/Safeties
 Bryan Brown (pb)Defensive GA
 Alan Hensell (pb)Offensive GA
Game Location: (f) - field; (pb)- press box

RANKINGS:

Ole MissAP - NR/Coaches - NR
 Fresno StateAP - NR/Coaches - NR

TELEVISION (ESPN2):

Carter BlackburnPlay-by-Play
 Brock HuardAnalyst

RADIO (OLE MISS RADIO NETWORK):

David KellumPlay-by-Play
 Harry HarrisonAnalyst
 Stan SandroniSideline/Locker Room
 Richard CrossPre-& Post-Game Host
 Brett NorsworthyPre-& Post-Game Host
Satellite: Sirius 219, XM 200
Internet: OleMissSports.com RebelVision(subscription)



GAME FIVE

DateOct 1, 2011
 Time8:15 p.m.
 Series RecordOle Miss leads 1-0
 TelevisionESPN2
 SiteFresno, Calif.
 VenueBulldog Stadium
 Capacity41,031
 SurfaceGrass
 Live StatsOleMissSports.com



WHAT TO WATCH FOR ...

- This game marks the second meeting between Ole Miss and Fresno State ... The Rebels won last year's first matchup 55-38 in Oxford.
- The Rebels have only faced one other team from the state of California (Long Beach State, 1971) and the Bulldogs are the western-most opponent Ole Miss has ever played ... Long Beach State was the previous western-most opponent.
- Ole Miss has only faced one other school from the current Western Athletic Conference, holding an 8-1 all-time record against Louisiana Tech.
- The Rebels are seeking to pull their record to 2-3 on the season ... Last season Ole Miss was 3-2 after five games ... Ole Miss boasts an all-time record of 620-479-35 (.562 winning percentage) in 117 years of football.
- Ole Miss is 51-13 versus non-conference opponents dating back to a 38-0 win over Tulane on Nov. 12, 1994 ... The Rebels are also 10-5 in their last 15 non-conference roads games and have won three of their last four.
- Head coach Houston Nutt never faced Fresno State before last year's meeting, but is 6-3 all time against the current members of the WAC ... Nutt was also head coach of former WAC member Boise State in 1997, when the Broncos were a member of the Big West.

2011 OLE MISS SCHEDULE

DATE	OPPONENT	SITE	RESULT/TIME	NOTES/SERIES INFORMATION
Sept. 3	RV/RV BYU (ESPN)	OXFORD	L, 14-13	Sawyer returns pick 96 yards for TD
Sept. 10	Southern Illinois (PPV)	OXFORD	W, 42-24	Scott scores four TDs, three rushing
Sept. 17	Vanderbilt* (SEC Network)	Nashville	L, 30-7	Moncrief catches 47-yard touchdown
Sept. 24	GEORGIA* (SEC Network)	OXFORD	L, 27-13	Brassell with 81-yard punt return for TD
Oct. 1	at Fresno State (ESPN2)	Fresno	8:15 p.m.	Ole Miss leads 1-0
Oct. 15	ALABAMA*	OXFORD	TBA	ALABAMA LEADS 47-9-2
Oct. 22	ARKANSAS*	OXFORD	TBA	ARKANSAS LEADS 30-26-1
Oct. 29	at Auburn*	Auburn	TBA	Auburn leads 26-9
Nov. 5	at Kentucky*	Lexington	TBA	Ole Miss leads 27-13-1
Nov. 12	LOUISIANA TECH (HC)	OXFORD	TBA	OLE MISS LEADS 8-1
Nov. 19	LSU*	OXFORD	TBA	LSU LEADS 56-39-4
Nov. 26	at Mississippi State*	Starkville	TBA	Ole Miss leads 60-41-6

* - SEC game

(HC) - Homecoming

Rankings - AP/Coaches'

OLE MISS MEDIA RELATIONS

Kyle Campbell* Assistant A.D./Media & PR

e-mail: kyle@olemiss.edu
 Duties: Main Football Contact

Kim Ling Associate Media Relations Dir.

e-mail: kling@olemiss.edu
 Duties: Game Program

Bill Bunting Associate Media Relations Dir.

e-mail: wbunting@olemiss.edu

Joey Jones Associate Media Relations Dir.

e-mail: joeyj@olemiss.edu

Daniel Snowden* Assistant Media Relations Dir.

e-mail: desnowde@olemiss.edu
 Duties: Game Notes, Stats, Photos

Kristen Saibini Assistant Media Relations Dir.

e-mail: klsaibin@olemiss.edu

* Football Contacts

Overnight Address:
 908 All-American Dr.
 Mailing Address:
 PO Box 217
 University, MS 38677
 Phone - 662.915.7522
 Fax - 662.915.7006

SEC TELECONFERENCE

Coach Houston Nutt will be available on the weekly Southeastern Conference Teleconference every Wednesday, beginning August 31 and concluding November 23, from 11:10-11:20 a.m. (CT). The number is available through the SEC office or the Athletics Media Relations office. Below is the order of participants:

- 10:00 a.m. - Les Miles, LSU
- 10:10 a.m. - Steve Spurrier, South Carolina
- 10:20 a.m. - Will Muschamp, Florida
- 10:30 a.m. - James Franklin, Vanderbilt
- 10:40 a.m. - Derek Dooley, Tennessee
- 10:50 a.m. - Nick Saban, Alabama
- 11:00 a.m. - Bobby Petrino, Arkansas
- 11:10 a.m. - Houston Nutt, Ole Miss**
- 11:20 a.m. - Mark Richt, Georgia
- 11:30 a.m. - Dan Mullen, Mississippi State
- 11:40 a.m. - Gene Chizik, Auburn
- 11:50 a.m. - Joker Phillips, Kentucky

OLEMISSSPORTS.COM

For updated statistics, rosters, game notes and all Rebel news on the internet, go to the official Ole Miss athletics website at OleMissSports.com. For those out of range of the Mississippi Network's radio broadcast, live audio of the game is available through OleMissSports.com's RebelVision, which also offers subscribers live webcasts of Coach Nutt's weekly press conferences.

VIDEO HIGHLIGHTS

Ole Miss offers free ftp downloads of game highlights and interviews with coaches and players for television stations to use during regularly scheduled news/sportscasts. To access the Ole Miss ftp site please contact J Stern at jsstern@olemiss.edu.

OLE MISS GAME WEEK MEDIA SCHEDULE

SUNDAY	MONDAY	TUESDAY	WEDNESDAY	THURSDAY	FRIDAY
<ul style="list-style-type: none"> • Practice Closed 	<ul style="list-style-type: none"> • No Practice 	<ul style="list-style-type: none"> • Practice open to media and video first 20 minutes • Coach Nutt, assistant coaches and players available after practice 	<ul style="list-style-type: none"> • Practice open to media and video first 20 minutes • Coach Nutt, assistant coaches and players available after practice 	<ul style="list-style-type: none"> • Practice open to media and video first 20 minutes • Coach Nutt available after practice • No assistant coach or player interviews 	<ul style="list-style-type: none"> • Practice Closed • Coach Nutt available at walk-thru on the road • No assistant coach or player interviews
<ul style="list-style-type: none"> • Coach Nutt available on teleconference at 3 p.m. 	<ul style="list-style-type: none"> • Coach Nutt press conference at 2 p.m. in IPF Team Meeting Room • Selected players available following press conference 				
<ul style="list-style-type: none"> • Player interviews for Monday press conference due by 3 p.m. 					

CREDENTIALS

All credential requests should be made through Ole Miss' new online credentialing website: www.sportssystem.com/OleMiss. All requests should be made as early as possible and should be limited to working press only. Working space in Ole Miss' Vaught-Hemingway Stadium press box will be allotted on the following basis: (1) Daily newspapers and television stations covering for daily news programs; (2) Sports editors of Mississippi daily newspapers; (3) Radio personnel for an originating broadcast; (4) Official school daily, one seat only; (5) Television sports directors and approved special coverage; (6) Press and TV working photographers, weekly press representatives, non-broadcasting radio representatives and internet sites whose primary purpose is to gather news and disseminate it.

PHOTOGRAPHERS

Credentials for sideline photographers will be issued on the basis of circulation, with priority granted to agencies covering the participating schools on a regular basis. All photographers must exchange their photo pass for armbands in order to be admitted to the sidelines. This may be done at the media "Will Call" table next to the press box elevators by gate six of the stadium. Gameday flip cards will be available at that location.

PARKING

Media parking passes should be requested at the same time press box or sideline passes are requested. Only a limited number of parking passes are available. The lot just to the west of the Turner Center (the former Intercollegiate Athletics lot) is reserved for media parking. Entry is available from Hill Drive. A golf cart is available to help members of the media transport heavy equipment from the press parking area to the press box.

GAMEDAY SERVICES

Members of the media covering Ole Miss will be provided with pregame notes for both teams, a game program and a flipcard. Statistics and a running play-by-play will be handed out after each quarter. Approximately 30 minutes following the completion of the game, a final statistical book, including complete team and individual statistics, running play-by-play and postgame quotes from players and coaches, will be available.

WEEKLY PRESS CONFERENCE

Coach Houston Nutt holds a weekly press conference each Monday during the season, beginning at 2:00 p.m. (CT), in the team meeting room of the Indoor Practice Facility, which is adjacent to Vaught-Hemingway Stadium/Hollingsworth Field. Members of the media unable to attend the Monday press conference may participate via the telephone. The number for the two-way teleconference may be obtained by contacting the Athletics Media Relations office at (662) 915-7522. A brief teleconference for Coach Nutt will also be held each Sunday following a game at 3 p.m. (same phone number and code as Monday press conference).

COACHES/PLAYER INTERVIEWS

During Game Week

Selected players will be available Monday following Coach Nutt's weekly press conference. All media interviews will be held in the team meeting room. All requests for player interviews during the week should be made at least one day in advance with Kyle Campbell (662-915-7522). Members of the media who wish to interview players on Monday MUST e-mail or text Kyle Campbell by 3 p.m. (CT) Sunday to request interviews. Players and assistant coaches will be available upon request after practice on Tuesday and Wednesday.

After Practice

Practice will be closed to the public. The first 20 minutes of practice will be open to the media on Tuesday, Wednesday and Thursday. Coach Nutt will be available for media after each practice in the team meeting room.

After the Game

Coach Nutt will hold a postgame news conference with the media in the team meeting room of the Indoor Practice Facility. Athletics Media Relations office representatives will be available to assist in postgame interviews. Complete postgame plans will be announced on gameday in the press box. An Athletics Media Relations staff member will accompany members of the press wishing to go to the sidelines, beginning with five minutes remaining in the final quarter.

TEAM STATISTICS

OLE MISS	OPPONENT	CATEGORY	FRESNO STATE	OPPONENT
52	83	First Downs	70	68
22	38	By Rushing	31	27
28	37	By Passing	34	33
2	8	By Penalty	5	8
26-245	22-154	Penalties-Yards	26-250	25-222
5-3	6-2	Fumbles-Lost	6-2	6-2
126	174	Rushing Attempts	134	133
367	802	Rushing Yards	484	630
2.9	4.6	Yards Per Rush	3.6	4.7
91.8	200.5	Rushing Yards Per Game	121.0	157.5
108-55	116-69	Pass Attempts-Completions	128-76	124-61
579	769	Passing Yards	1010	831
144.8	199.0	Passing Yards Per Game	252.5	207.8
234	290	Total Offensive Plays	262	257
946	1598	Total Offense	1010	831
18.8	23.8	Total Offense Per Game	373.5	365.2
75	95	Total Points	125	124

INDIVIDUAL STATISTICS

OLE MISS					FRESNO STATE				
Rushing					Rushing				
	Att.	Yds.	Avg.	TD		Att.	Yds.	Avg.	TD
Jeff Scott	44	212	4.8	3	Robbie Rouse	105	477	4.5	3
Brandon Bolden	17	62	3.6	0	Milton Knox	7	27	3.9	0
Randall Mackey	17	54	3.2	0	Devon Wylie	4	26	6.5	0
Passing					Passing				
	Att.	Comp.	Yds.	TD/Int.		Att.	Comp.	Yds.	TD/Int.
Zack Stoudt	47	93	469	2/6	Derek Carr	76	128	1010	9/3
Randall Mackey	6	12	106	1/1					
Receiving					Receiving				
	Rec.	Yds.	Avg.	TD		Rec.	Yds.	Avg.	TD
Ja-Mes Logan	13	164	12.6	0	Rashad Evans	21	184	8.8	1
Donte Moncrief	9	150	16.7	2	Devon Wylie	12	155	12.9	0
Jeff Scott	8	36	4.5	0	Jalen Saunders	11	335	30.5	4
					Josh Harper	10	154	15.4	3
Punting					Punting				
	No.	Yds.	Avg.	Long		No.	Yds.	Avg.	Long
Tyler Campbell	24	1162	48.4	73	Andrew Shapiro	24	928	38.7	54
Punt Returns					Punt Returns				
	No.	Yds.	Avg.	Long		No.	Yds.	Avg.	Long
Jeff Scott	6	138	23.0	67	Devon Wylie	16	257	16.1	67
KO Returns					KO Returns				
	No.	Yds.	Avg.	Long		No.	Yds.	Avg.	Long
Jeff Scott	8	131	16.4	25	Isaiah Burse	21	454	21.6	33
Scoring					Scoring				
	TD	FG	PAT	Total		TD	FG	PAT	Total
Jeff Scott	4	0	0	24	Kevin Goessling	0	5	14	29
Bryson Rose	0	2	9	15	Jalen Saunders	4	0	0	24
Tackles					Tackles				
	UT-AT	TT	TFL	Other		UT-AT	TT	TFL	Other
Mike Marry	27-15	42	3.5	2 SCKS	Travis Brown	16-14	30	0.0	1 QBH
Damien Jackson	16-15	31	1.5	1 INT	Logan Harrell	15-11	26	8.5	3.5 SCKS
Joel Kight	9-15	24	1.5		Terrance Dennis	10-14	24	0.0	

LAST MEETING WITH FRESNO STATE

September 25, 2010 • Oxford, Miss. • Ole Miss 55, Fresno State 38: After nearly 1,000 yards of total offense and more than 90 points, it was Ole Miss running back Brandon Bolden's numbers that made the difference. Bolden ran for a career-best 228 yards on 19 carries and two touchdowns. He added a pair of catches for 15 yards and a touchdown before finishing with a recovery of an onside kick that lifted Ole Miss to a 55-38 win over previously unbeaten Fresno State.

TOP REBEL PERFORMANCES VS. FRESNO STATE

INDIVIDUAL

Rushing Yards: Brandon Bolden 19-228 (2 TDs); 9-25-2010
Passing Yards: Jeremiah Masoli 8-12-1-153 (2 TDs); 9-25-2010
Receptions: Melvin Harris, 3-54 (TD); 9-25-2010
Receiving Yards: Melvin Harris, 3-54 (TD); 9-25-2010
All-Purpose: Brandon Bolden, 254; 9-25-2010
Scoring: Brandon Bolden, 18 (3 TDs); 9-25-2010
Kickoff Return Yards: Jesse Grandy, 105 (5 returns); 9-25-2010

TEAM












Points Scored: 55 (W, 55-38); 2010 in Oxford
Points Allowed: 38 (W, 55-38); 2010 in Oxford

SERIES HISTORY

Ole Miss leads 1-0

In Oxford: Ole Miss leads 1-0

Year	Result	Site
2010	W, 55-38	Oxford

<p>8 QB</p>		<p>ZACK STOUDT JR • 6-4 • 217 • Dublin, Ohio</p> <table border="1"> <thead> <tr> <th>Att.</th> <th>Com.</th> <th>Yards</th> <th>TDs</th> </tr> </thead> <tbody> <tr> <td>93</td> <td>47</td> <td>469</td> <td>2</td> </tr> </tbody> </table>	Att.	Com.	Yards	TDs	93	47	469	2	<p>LAST GAME: Threw for 71 yards on 9-of-23 passing. NOTES: Has started the last three games ... Transferred to Ole Miss from Iowa Western Community College in the spring ... Led Iowa Western to a 9-2 record and a No. 6 national ranking in 2010 ... Passed for 1,812 yards and 18 touchdowns.</p>
Att.	Com.	Yards	TDs								
93	47	469	2								
<p>3 RB</p>		<p>JEFF SCOTT SO • 5-7 • 175 • Miami, Fla.</p> <table border="1"> <thead> <tr> <th>Att.</th> <th>Yards</th> <th>Avg.</th> <th>TDs</th> </tr> </thead> <tbody> <tr> <td>44</td> <td>212</td> <td>4.8</td> <td>3</td> </tr> </tbody> </table>	Att.	Yards	Avg.	TDs	44	212	4.8	3	<p>LAST GAME: Rushed eight times for 34 yards ... Caught two passes for 10 yards ... Added 21 yards on two punt returns and 14 yards on one kickoff return. NOTES: Has two career 100-yard rushing games and two career 200 all-purpose yard games ... Third the nation in punt return average at 23.0 ypr ... Totalled 210 all-purpose yards and four TDs vs. So. Illinois.</p>
Att.	Yards	Avg.	TDs								
44	212	4.8	3								
<p>34 RB</p>		<p>BRANDON BOLDEN SR • 5-11 • 215 • Baton Rouge, La.</p> <table border="1"> <thead> <tr> <th>Att.</th> <th>Yards</th> <th>Avg.</th> <th>TDs</th> </tr> </thead> <tbody> <tr> <td>17</td> <td>62</td> <td>3.6</td> <td>0</td> </tr> </tbody> </table>	Att.	Yards	Avg.	TDs	17	62	3.6	0	<p>LAST GAME: Rushed five times for two yards ... Also caught one pass for 13 yards. NOTES: Named a team captain prior to the start of the season ... Posted five 100-yard rushing games last season and has seven in his career ... Ranks seventh in school history with 3,157 all-purpose yards.</p>
Att.	Yards	Avg.	TDs								
17	62	3.6	0								
<p>45 FB</p>		<p>H.R. GREER JR • 5-11 • 235 • Olive Branch, Miss.</p> <table border="1"> <thead> <tr> <th>Att.</th> <th>Yards</th> <th>Avg.</th> <th>TDs</th> </tr> </thead> <tbody> <tr> <td>1</td> <td>1</td> <td>1.0</td> <td>0</td> </tr> </tbody> </table>	Att.	Yards	Avg.	TDs	1	1	1.0	0	<p>LAST GAME: Did not record a rush or reception. NOTES: Appeared in all 12 games a year ago and caught seven passes for 40 yards and a TD ... As a blocker, helped Ole Miss rank third in the SEC in rushing offense.</p>
Att.	Yards	Avg.	TDs								
1	1	1.0	0								
<p>85 FL</p>		<p>JA-MES LOGAN SO • 6-2 • 190 • Houston, Texas</p> <table border="1"> <thead> <tr> <th>Rec.</th> <th>Yards</th> <th>Avg.</th> <th>TDs</th> </tr> </thead> <tbody> <tr> <td>13</td> <td>164</td> <td>12.6</td> <td>0</td> </tr> </tbody> </table>	Rec.	Yards	Avg.	TDs	13	164	12.6	0	<p>LAST GAME: Posted two receptions for 10 yards. NOTES: Leads team with 13 catches for 164 yards ... Finished third on the squad a year ago with 29 catches for 387 yards and hauled in two TDs.</p>
Rec.	Yards	Avg.	TDs								
13	164	12.6	0								
<p>12 SE</p>		<p>DONTE MONCRIEF FR • 6-2 • 200 • Raleigh, Miss.</p> <table border="1"> <thead> <tr> <th>Rec.</th> <th>Yards</th> <th>Avg.</th> <th>TDs</th> </tr> </thead> <tbody> <tr> <td>9</td> <td>150</td> <td>1.7</td> <td>2</td> </tr> </tbody> </table>	Rec.	Yards	Avg.	TDs	9	150	1.7	2	<p>LAST GAME: Tied career high with three catches for 68 yards with 38-yard touchdown grab. NOTES: Has caught a TD in two straight games ... Started first four games of the season ... True freshman who caught nine TDs as a senior at Raleigh High School en route to prep All-America honors.</p>
Rec.	Yards	Avg.	TDs								
9	150	1.7	2								
<p>83 TE</p>		<p>FERBIA ALLEN JR • 6-3 • 235 • Pine Bluff, Ark.</p> <table border="1"> <thead> <tr> <th>Rec.</th> <th>Yards</th> <th>Avg.</th> <th>TDs</th> </tr> </thead> <tbody> <tr> <td>4</td> <td>53</td> <td>13.2</td> <td>0</td> </tr> </tbody> </table>	Rec.	Yards	Avg.	TDs	4	53	13.2	0	<p>LAST GAME: Did not record a reception. NOTES: Started eight games last season and caught five passes for 51 yards and a score ... As a blocker, helped Ole Miss rank first in the SEC in sacks allowed and third in rushing offense last season.</p>
Rec.	Yards	Avg.	TDs								
4	53	13.2	0								
<p>79 RT</p>		<p>BOBBY MASSIE JR • 6-6 • 325 • Lynchburg, Va.</p> <table border="1"> <thead> <tr> <th>GS</th> <th>Rush/G</th> <th>Pass/G</th> <th>PPG</th> </tr> </thead> <tbody> <tr> <td>4</td> <td>91.8</td> <td>144.8</td> <td>18.8</td> </tr> </tbody> </table>	GS	Rush/G	Pass/G	PPG	4	91.8	144.8	18.8	<p>LAST GAME: Started 21st straight game at right tackle. NOTES: Started every game at right tackle last year and helped the Rebels rank first in the SEC in sacks allowed and third in rushing offense ... Earned SEC Offensive Lineman of the Week for ULL last season ... A preseason first team All-SEC pick by Lindys.</p>
GS	Rush/G	Pass/G	PPG								
4	91.8	144.8	18.8								
<p>75 RG</p>		<p>MATT HALL JR • 6-9 • 340 • Russellville, Ark.</p> <table border="1"> <thead> <tr> <th>GS</th> <th>Rush/G</th> <th>Pass/G</th> <th>PPG</th> </tr> </thead> <tbody> <tr> <td>4</td> <td>91.8</td> <td>144.8</td> <td>18.8</td> </tr> </tbody> </table>	GS	Rush/G	Pass/G	PPG	4	91.8	144.8	18.8	<p>LAST GAME: Earned fourth-straight start at right guard. NOTES: Transferred to Ole Miss from Arkansas and sat out the 2010 season ... Played in 11 games for the Razorbacks in 2009.</p>
GS	Rush/G	Pass/G	PPG								
4	91.8	144.8	18.8								
<p>73 C</p>		<p>A.J. HAWKINS SR • 6-3 • 313 • Lithonia, Ga.</p> <table border="1"> <thead> <tr> <th>GS</th> <th>Rush/G</th> <th>Pass/G</th> <th>PPG</th> </tr> </thead> <tbody> <tr> <td>4</td> <td>91.8</td> <td>144.8</td> <td>18.8</td> </tr> </tbody> </table>	GS	Rush/G	Pass/G	PPG	4	91.8	144.8	18.8	<p>LAST GAME: Earned ninth-straight start at center. NOTES: Named to the Rimington Trophy preseason watch list ... Started 11 games last season with eight coming at center ... Helped the Rebels rank first in the SEC in sacks allowed and third in rushing offense last year.</p>
GS	Rush/G	Pass/G	PPG								
4	91.8	144.8	18.8								
<p>72 LG</p>		<p>AARON MORRIS FR • 6-5 • 325 • Jackson, Miss.</p> <table border="1"> <thead> <tr> <th>GS</th> <th>Rush/G</th> <th>Pass/G</th> <th>PPG</th> </tr> </thead> <tbody> <tr> <td>1</td> <td>91.8</td> <td>144.8</td> <td>18.8</td> </tr> </tbody> </table>	GS	Rush/G	Pass/G	PPG	1	91.8	144.8	18.8	<p>LAST GAME: Earned first career start at left guard. NOTES: A PrepStar All-America selection ... A SuperPrep All-Region pick and rated the No. 9 player in Mississippi ... Listed No. 6 on The Clarion-Ledger's Top 10 Most Wanted list.</p>
GS	Rush/G	Pass/G	PPG								
1	91.8	144.8	18.8								
<p>78 LT</p>		<p>BRADLEY SOWELL SR • 6-7 • 315 • Hernando, Miss.</p> <table border="1"> <thead> <tr> <th>GS</th> <th>Rush/G</th> <th>Pass/G</th> <th>PPG</th> </tr> </thead> <tbody> <tr> <td>4</td> <td>91.8</td> <td>144.8</td> <td>18.8</td> </tr> </tbody> </table>	GS	Rush/G	Pass/G	PPG	4	91.8	144.8	18.8	<p>LAST GAME: Started 21st straight game at left tackle. NOTES: Team captain ... Has started 27 of last 28 games at left tackle over the last three seasons ... Helped the Rebels rank first in the SEC in sacks allowed and third in rushing offense ... Named to the Lombardi Award and Outland Trophy preseason watch lists.</p>
GS	Rush/G	Pass/G	PPG								
4	91.8	144.8	18.8								
<p>81 K</p>		<p>BRYSON ROSE JR • 5-11 • 197 • Raleigh, N.C.</p> <table border="1"> <thead> <tr> <th>FGs</th> <th>Long</th> <th>PATs</th> <th>Pts</th> </tr> </thead> <tbody> <tr> <td>2/2</td> <td>29</td> <td>9/9</td> <td>13</td> </tr> </tbody> </table>	FGs	Long	PATs	Pts	2/2	29	9/9	13	<p>LAST GAME: Connected on one PAT chance, while a botched snap prevent a second PAT. NOTES: Named preseason All-SEC fourth team by Phil Steele ... Has made 12 FGs in a row ... Finished third in the SEC in field goals (1.33 pg) and fifth in scoring (7.6 ppg) among kickers a year ago.</p>
FGs	Long	PATs	Pts								
2/2	29	9/9	13								

7 DE		<p>WAYNE DORSEY SR • 6-6 • 262 • Baltimore, Md.</p> <table border="1"> <thead> <tr> <th>Tackles</th> <th>TFLs</th> <th>Sacks</th> <th>INT</th> </tr> </thead> <tbody> <tr> <td>15</td> <td>4.0</td> <td>2.0</td> <td>1</td> </tr> </tbody> </table>	Tackles	TFLs	Sacks	INT	15	4.0	2.0	1	<p>LAST GAME: Earned fourth-straight start ... Recorded career-best six tackles (three solo) with 1.0 TFL. NOTES: Team captain ... Tied for third in the SEC in QB sacks and 10th in TFLs ... Picked off first career pass vs. Southern Illinois ... Also posted career highs with 2.0 TFLs and 1.0 QB sack.</p>
Tackles	TFLs	Sacks	INT								
15	4.0	2.0	1								
93 DT		<p>JUSTIN SMITH SR • 6-3 • 298 • Alpharetta, Ga.</p> <table border="1"> <thead> <tr> <th>Tackles</th> <th>TFLs</th> <th>Sacks</th> <th>FF</th> </tr> </thead> <tbody> <tr> <td>15</td> <td>1.0</td> <td>0.5</td> <td>0</td> </tr> </tbody> </table>	Tackles	TFLs	Sacks	FF	15	1.0	0.5	0	<p>LAST GAME: Earned fourth-straight start ... Posted career-best six stops (three solo) with 1.0 TFL and 0.5 QB sack. NOTES: Posted five stops (three solo) vs. Southern Illinois.</p>
Tackles	TFLs	Sacks	FF								
15	1.0	0.5	0								
95 NT		<p>BRYON BENNETT FR • 6-2 • 294 • Madison, Miss.</p> <table border="1"> <thead> <tr> <th>Tackles</th> <th>TFLs</th> <th>Sacks</th> <th>QH</th> </tr> </thead> <tbody> <tr> <td>14</td> <td>1.5</td> <td>0.5</td> <td>1</td> </tr> </tbody> </table>	Tackles	TFLs	Sacks	QH	14	1.5	0.5	1	<p>LAST GAME: Tallied three tackles and career-best 2.0 TFLs in first career start. NOTES: Did not see action and was redshirted last season ... A SuperPrep All-American at Madison Central ... Earned first team All-Metro and All-State honors from The Clarion-Ledger and was a first team Class 6A All-State pick by the Mississippi Association of Coaches as a senior.</p>
Tackles	TFLs	Sacks	QH								
14	1.5	0.5	1								
90 DE		<p>GERALD RIVERS JR • 6-5 • 260 • Ellenwood, Ga.</p> <table border="1"> <thead> <tr> <th>Tackles</th> <th>TFLs</th> <th>Sacks</th> <th>QH</th> </tr> </thead> <tbody> <tr> <td>8</td> <td>3.0</td> <td>1.0</td> <td>3</td> </tr> </tbody> </table>	Tackles	TFLs	Sacks	QH	8	3.0	1.0	3	<p>LAST GAME: Posted two tackles (one solo), 1.0 TFL and 1.0 QB sack in second-straight start. NOTES: Played in 10 games with five starts last year ... Tied for fourth on the team with 2.5 sacks ... Finished with 14 total tackles, including 3.0 TFLs.</p>
Tackles	TFLs	Sacks	QH								
8	3.0	1.0	3								
40 DE		<p>KENTRELL LOCKETT SR • 6-5 • 248 • Hahnville, La.</p> <table border="1"> <thead> <tr> <th>Tackles</th> <th>TFLs</th> <th>Sacks</th> <th>QH</th> </tr> </thead> <tbody> <tr> <td>5</td> <td>0</td> <td>0</td> <td>1</td> </tr> </tbody> </table>	Tackles	TFLs	Sacks	QH	5	0	0	1	<p>LAST GAME: Did not record a tackle. NOTES: Team captain ... Granted a sixth year of eligibility after suffering an ACL tear in the fourth game last season ... Has 23.5 career TFLs ... A preseason All-SEC first team pick by Athlon and Lindy's.</p>
Tackles	TFLs	Sacks	QH								
5	0	0	1								
44 WLB		<p>RALPH WILLIAMS FR • 6-0 • 238 • Miami, Fla.</p> <table border="1"> <thead> <tr> <th>Tackles</th> <th>TFLs</th> <th>Sacks</th> <th>FF</th> </tr> </thead> <tbody> <tr> <td>13</td> <td>1.0</td> <td>0.0</td> <td>0</td> </tr> </tbody> </table>	Tackles	TFLs	Sacks	FF	13	1.0	0.0	0	<p>LAST GAME: Earned first career start and totaled three tackles (one solo). NOTES: Posted career-high six tackles (two solo) and 1.0 TFL in first career action versus BYU.</p>
Tackles	TFLs	Sacks	FF								
13	1.0	0.0	0								
52 MLB		<p>MIKE MARRY SO • 6-2 • 248 • Clearwater, Fla.</p> <table border="1"> <thead> <tr> <th>Tackles</th> <th>TFLs</th> <th>Sacks</th> <th>GH</th> </tr> </thead> <tbody> <tr> <td>42</td> <td>3.5</td> <td>2.0</td> <td>1</td> </tr> </tbody> </table>	Tackles	TFLs	Sacks	GH	42	3.5	2.0	1	<p>LAST GAME: Posted team-high 10 tackles including 2.5 TFLs ... Added 1.0 QB sack. NOTES: Ranks second in the SEC in tackles and third in QB sacks ... Tied for the team lead with a career-high 13 tackles (five solo) in first career start vs. BYU ... Earned the starting spot at Mike linebacker in the spring.</p>
Tackles	TFLs	Sacks	GH								
42	3.5	2.0	1								
20 SPUR		<p>AARON GARBUTT JR • 6-2 • 205 • Westminster, Calif.</p> <table border="1"> <thead> <tr> <th>Tackles</th> <th>TFLs</th> <th>INT</th> <th>QH</th> </tr> </thead> <tbody> <tr> <td>21</td> <td>1.0</td> <td>0</td> <td>2</td> </tr> </tbody> </table>	Tackles	TFLs	INT	QH	21	1.0	0	2	<p>LAST GAME: Started fourth-straight game ... Did not record a tackle. NOTES: Tied career high with eight stops (four solo) and 1.0 TFL vs. Southern Illinois ... Transferred to Ole Miss from Fullerton C.C. where he posted 49 tackles and four interceptions and earned coaches' all-state first team honors.</p>
Tackles	TFLs	INT	QH								
21	1.0	0	2								
6 RCB		<p>WESLEY PENDLETON JR • 5-11 • 180 • Natchez, Miss.</p> <table border="1"> <thead> <tr> <th>Tackles</th> <th>TFLs</th> <th>INT</th> <th>PD</th> </tr> </thead> <tbody> <tr> <td>7</td> <td>0.0</td> <td>0</td> <td>2</td> </tr> </tbody> </table>	Tackles	TFLs	INT	PD	7	0.0	0	2	<p>LAST GAME: Started and recorded one pass breakup. NOTES: Transferred to Ole Miss in January and participated in spring drills ... Earned all-state first team honors after picking off three passes at Copiah-Lincoln C.C. last season ... Also earned NJCAA All-America honors in track at Co-Lin.</p>
Tackles	TFLs	INT	PD								
7	0.0	0	2								
1 SS		<p>DAMIEN JACKSON SR • 6-2 • 210 • Pineville, La.</p> <table border="1"> <thead> <tr> <th>Tackles</th> <th>TFLs</th> <th>INT</th> <th>PD</th> </tr> </thead> <tbody> <tr> <td>31</td> <td>1.5</td> <td>1</td> <td>1</td> </tr> </tbody> </table>	Tackles	TFLs	INT	PD	31	1.5	1	1	<p>LAST GAME: Totaled four tackles (one solo) and 0.5 TFL. NOTES: Ranks 11th in the SEC in tackles ... Posted a career-high 13 total tackles and eight solo stops vs. BYU ... Started 11 games last season with eight coming at free safety ... The Rebels' top returning tackler.</p>
Tackles	TFLs	INT	PD								
31	1.5	1	1								
3 FS		<p>CHARLES SAWYER SO • 5-11 • 174 • Miami, Fla.</p> <table border="1"> <thead> <tr> <th>Tackles</th> <th>TFLs</th> <th>INT</th> <th>PD</th> </tr> </thead> <tbody> <tr> <td>23</td> <td>2.0</td> <td>3</td> <td>1</td> </tr> </tbody> </table>	Tackles	TFLs	INT	PD	23	2.0	3	1	<p>LAST GAME: Earned fourth-straight start at safety ... Picked off third pass of the season ... Added season-high nine tackles (eight solo). NOTES: Tied for seventh in the NCAA in interceptions ... Had a 96-yard interception return for a TD vs. BYU ... Played in all 12 games with four starts at cornerback last year ... Moved from CB to S during preseason.</p>
Tackles	TFLs	INT	PD								
23	2.0	3	1								
4 LCB		<p>MARCUS TEMPLE SR • 5-10 • 196 • Manquin, Va.</p> <table border="1"> <thead> <tr> <th>Tackles</th> <th>TFLs</th> <th>INT</th> <th>PD</th> </tr> </thead> <tbody> <tr> <td>19</td> <td>1.0</td> <td>2</td> <td>1</td> </tr> </tbody> </table>	Tackles	TFLs	INT	PD	19	1.0	2	1	<p>LAST GAME: Started and collected six tackles (five solo). NOTES: Team captain ... Tied for 21st in the NCAA in interceptions ... Started all 12 games at cornerback last year.</p>
Tackles	TFLs	INT	PD								
19	1.0	2	1								
97 P		<p>TYLER CAMPBELL JR • 6-2 • 227 • Little Rock, Ark.</p> <table border="1"> <thead> <tr> <th>Punts</th> <th>Avg.</th> <th>Long</th> <th>Inside 20</th> </tr> </thead> <tbody> <tr> <td>24</td> <td>48.4</td> <td>73</td> <td>11</td> </tr> </tbody> </table>	Punts	Avg.	Long	Inside 20	24	48.4	73	11	<p>LAST GAME: Punted a career-high nine times for 50.8-yard average with a long of 57 ... Downed three punts inside the 20-yard line. NOTES: Ranks fourth in the NCAA in punting ... Posted 56.8-yard average and career long of 73 vs. BYU ... Reigning NCAA punting champion (46.37-yard average).</p>
Punts	Avg.	Long	Inside 20								
24	48.4	73	11								

OLE MISS HEAD COACH HOUSTON NUTT

Houston Nutt (Oklahoma State, 1981) is in his fourth season at the Ole Miss helm, after being named the University's 36th head football coach on Nov. 28, 2007. His first two seasons in Oxford saw him lead the Rebels to back-to-back Cotton Bowl victories and earn SEC Coach of the Year billing for the third time in his career and Region top coaching honors for the fifth time in 2008. He was also named the FCA Coach of the Year in 2009. During his 10 years as the head coach at Arkansas, Nutt guided the Razorbacks to eight bowl berths, three SEC Western Division titles, two SEC Championship game appearances and an average of more than seven wins per season. He also served head coaching stints at Boise State and Murray State, where he captured two OVC Championships. Nutt is 1-0 all-time versus Fresno State.

FRESNO STATE HEAD COACH PAT HILL

Pat Hill is in his 14th season as the head coach at Fresno State and has an overall record of 110-73. Hill has guided the Bulldogs to 11 bowl appearances and one WAC title. In 2001, Hill guided the program to unprecedented heights - 11 wins, a bowl invitation and a top-10 ranking. His overall league record of 75-36 is one of the best in the WAC, as he is the dean of WAC football coaches.

FRESNO STATE SCOUTING REPORT

The Bulldogs are 2-2 so far in 2011 after knocking off Idaho 48-24 last weekend for their first WAC win of the season. Junior Robbie Rouse leads Fresno State with 477 yards rushing and three touchdowns while sophomore Derek Carr has thrown for 1,010 yards and nine TDs in four games. Jalen Saunders leads the Bulldogs with 11 catches for 335 yards and four touchdowns. Defensively, junior Travis Brown leads the team with 30 tackles, while senior Logan Harrell has a team-high 8.5 TFLs and 3.5 QB sacks.

NUTT'S WINNING WAYS

Upon arriving in Oxford, Rebel head coach **Houston Nutt** immediately reversed the Rebels' fortunes and became the first Ole Miss coach to guide the Rebels to a bowl win in each of his first two seasons. In 2009, Nutt guided Ole Miss to a 9-4 record and a second-straight win in the Cotton Bowl. In his first two seasons in Oxford, Nutt led the Rebels to 18 wins and back-to-back nine-win seasons for the first time 1961-62 and back-to-back January bowl victories for the first time since 1960-61. In his first season with the Rebels, Nutt led one of the greatest turnarounds in school history, posting a 9-4 record and a 5-3 mark in the SEC, reviving a Rebel squad that was coming off four straight losing seasons and a 3-8 campaign with no conference wins in 2007. It marked the team's best improvement from one season to the next

since legendary Ole Miss Coach John Vaught's debut in 1947. Nutt's efforts earned him SEC Coach of the Year honors (SEC Coaches and Touchdown Club of Atlanta) for the third time in his decorated career and AFCA Region Coach of the Year accolades for the fifth time. Including his decade of success at Arkansas, Nutt has guided his teams to 10 bowl berths in the past 13 seasons, most of any SEC Western Division coach during this span. Nutt's squads recorded eight or more wins in eight of those 13 campaigns and nine or more victories in eight of those seasons in the SEC.

NUTT'S WINNING WAYS PART II

With the win over Southern Illinois, **Houston Nutt** moved into a tie with former Ole Miss and Georgia head coach Harry Mehre for 17th all time in the SEC with 98 overall coaching victories since joining the league. Nutt needs one more victory to move into a tie with Pat Dye for 16th. He is also 15th in SEC coaching victories with 52, just four behind Mark Richt of Georgia.

CALIFORNIA DREAMIN'

The Rebels will play their first-ever game in the state of California this season when Ole Miss travels to Fresno State. The Rebels knocked off the Bulldogs 55-38 last season in Oxford and are 2-0 all-time versus teams from the Golden State. The Rebels' previous most-western road game was at Wyoming in 2004.

CALIFORNIA REBELS

Junior **Aaron Garbutt** (Westminster) is the Rebels' only player from California. However, junior **Uriah Grant** also played with Garbutt at Fullerton Community College in Fullerton, Calif. Through the years Ole Miss has had 19 letterwinners from the Golden State including Fresno native Marquise Thomas in 1991-92.

REBEL-BULLDOG CONNECTION

Danny White, the Executive Director of the UMAA Foundation, came to Ole Miss after serving three years as Associate Athletics Director for Development at Fresno State from 2007-09.

PICK CITY

After recording just six interceptions last season, Ole Miss has picked off seven passes in four games this year. The Rebels posted four interceptions against Southern Illinois for the first time in a game since the 2010 Cotton Bowl versus Oklahoma State. Ole Miss is tied for second in the SEC and eighth in the nation in interceptions.

BRASSELL EXCELS ON BOTH SIDES OF THE BALL

Freshman **Nickolas Brassell** has been a playmaker all over the field for Ole Miss. Versus Georgia, Brassell returned a punt 84

OLE MISS BY THE NUMBERS

- 100,000 - Dollars Donated To Ole Miss By Houston Nutt
- 60,580 - Vaught-Hemingway Stadium Capacity
- 46,000 - Season Tickets Sold In 2011
- 620 - All-Time Victories
- 307 - TFLs The Last Four Years
- 278 - Pro Draft Picks
- 244 - Weeks Ranked In The AP Poll
- 207 - Shutouts In Ole Miss History
- 197 - Television Appearances
- 102 - Gameday Improvements In The Offseason
- 54 - First Team All-Americans
- 33 - Bowl Appearances (17th All-Time)
- 27 - NFL Players Under Houston Nutt
- 24 - Academic All-Americans
- 22 - Wins During Houston Nutt's 1st Three Seasons
- 21 - Bowl Wins (11th All-Time)
- 19 - NFL First Round Picks
- 12 - Overtime Games
- 10 - College Football Hall of Fame Inductees
- 8 - Sugar Bowl Appearances (4th All-Time)
- 6 - Heisman Trophy Finalists
- 6 - SEC Championships
- 4 - Rhodes Scholars
- 3 - National Championships
- 2 - Cotton Bowl Championships The Last Three Years
- 1 - Highest Ranking In AP Poll

"WATCH" OUT FOR THESE GUYS

Rebels on awards watch list ...

Brandon Bolden

Doak Walker Award (Best Running Back)

A.J. Hawkins

Rimington Trophy (Best Center)

Bryson Rose

Groza Award (Best Kicker)

Bradley Sowell

Lombardi Award (Best Lineman)

Outland Trophy (Best Interior Lineman)

OLE MISS IN THE NFL

Ole Miss has produced 27 NFL players under third-year head coach Houston Nutt. The Rebels also produced two first-round picks in the same season in Michael Oher and Peria Jerry for the first time in school history in 2009. Twenty-seven former Ole Miss players are currently on an NFL roster including 2008 Super Bowl MVP Eli Manning and two-time All-Pro LB Patrick Willis.

OLE MISS ON THE WEB

Websites: OleMissSports.com

OleMissSportsBlog.com

OleMissFB.com

Twitter: @RebelCoachNutt

@OleMissNow

Facebook: facebook.com/olemisssports

2011 PRESEASON HONORS

BRANDON BOLDEN - RUNNING BACK

- Doak Walker Award Watch List
- SEC's Best Blocker (Birmingham News)
- Third Team All-SEC (Athlons, Phil Steele, SEC Media Days)

TYLER CAMPBELL - PUNTER

- Second Team All-America (Sporting News)
- Second Team All-SEC (Athlons, Birmingham News, Lindys, SEC Coaches, SEC Media Days)
- Third Team All-SEC (Phil Steele)

KENTRELL LOCKETT - OFFENSIVE LINEMAN

- Rimington Trophy Watch List

KENTRELL LOCKETT - DEFENSIVE LINEMAN

- First Team All-SEC (Athlons, Lindys, SEC Media Days)
- Second Team All-SEC (Birmingham News, Phil Steele, SEC Coaches)

BOBBY MASSIE - OFFENSIVE LINEMAN

- First Team All-SEC (Lindys)
- Second Team All-SEC (Athlons, Phil Steele, SEC Media Days)
- Third Team All-SEC (SEC Media Days)

PHILANDER MOORE - KICKER RETURNER

- Fourth Team All-SEC (Phil Steele)

BRYSON ROSE - KICKER

- Groza Award Watch List
- Third Team All-SEC (SEC Media Days)
- Third Team All-SEC (Phil Steele)

BRADLEY SOWELL - OFFENSIVE LINEMAN

- Lombardi Award Watch List
- Outland Trophy Watch List
- First Team All-SEC (Athlons, Birmingham News, Phil Steele, SEC Coaches, SEC Media Days)
- Second Team All-SEC (Lindys)

BOLDEN IN THE RECORD BOOKS

CAREER RUSHING YARDS

Name	Att	Yards
1. Deuce MaAllister	616	3060
2. Joe Gunn	630	2749
3. Kayo Dottley	478	2654
4. Dou Innocent	494	2322
5. Brandon Bolden	407	2194

CAREER RUSHING ATTEMPTS

Name	Att
1. Joe Gunn	630
2. Deuce MaAllister	616
3. Dou Innocent	494
4. Kayo Dottley	478
5. Leon Perry	471
6. BenJarvus Green-Ellis	464
7. John Fourcade	456
8. Brandon Bolden	407

CAREER RUSHING TOUCHDOWNS

Name	TDs
1. Deuce MaAllister	37
2. Brandon Bolden	23

CAREER RUSHING AVERAGE (Min. 400 Att.)

Name	Avg.
1. Kayo Dottley	5.55
2. Brandon Bolden	5.39
3. Deuce MaAllister	4.97

CAREER ALL-PURPOSE YARDS

Name	Yards
1. Deuce MaAllister	4889
2. Dexter McCluster	4089
3. Mike Wallace	3396
4. Chris Collins	3274
5. Mike Espy	3240
6. J.R. Ambrose	3186
7. Brandon Bolden	3157

CAREER TOUCHDOWNS RESPONSIBLE

Name	TDs
1. Deuce MaAllister	41
2. Brandon Bolden	28

1,320 all-purpose yards last year and ranks seventh in Rebel history with 3,157 all-purpose yards. See chart to left for complete list of Bolden's career rankings.

LOCKETT BACK IN ACTION

Senior **Kentrell Lockett** was granted a sixth-year of eligibility in the off-season by the NCAA after tearing his left ACL against Fresno State a year ago. The 2010 Chucky Mullins Award winner, entered this season with 23.5 TFLs and was a preseason All-SEC first team pick.

FAMILIAR FACES, NEW PLACES

Ole Miss welcomed three new assistant coaches this season with the addition of **Gunter Brewer**, **Keith Burns** and **David Lee**. However, all three bring ties to the Rebels and the coaching staff. Brewer is the son of former Ole Miss head coach Billy Brewer and was a graduate assistant for the Rebels from 1988-89. Burns comes to Oxford from Kansas State, but is familiar to Houston Nutt, having served as Nutt's defensive coordinator at Arkansas from 1998-2002. Lee is back for his second stint in Oxford after serving as the Rebels' quarterbacks coach from 1978-82. This also marks Lee's third tour under Nutt, having served as quarterbacks coach at Arkansas from 2001-02 and offensive coordinator in 2007.

FORWARD TOGETHER REBELS

A pivotal moment in the rise of the Ole Miss Rebels took place on August 9 when the athletics department and UMAA Foundation announced the Forward Together capital campaign, which seeks to raise \$150 million in support of a comprehensive initiative aimed at new facility construction and existing facility enhancements for Ole Miss Athletics. Among the football improvements planned are renovations and improvements to Vaught-Hemingway Stadium concourse area, expansion of the north end-zone of Vaught-Hemingway Stadium to improve the overall aesthetic look and feel of the stadium and creation of an Ole Miss Athletics Hall of Fame. The plans also include a new, state-of-the-art basketball arena to replace Tad Smith Coliseum.

CHUCKY MULLINS COURAGE AWARD

In the spring, LB **D.T. Shackelford** was selected as the 2011 recipient of the Chucky Mullins Courage Award, which goes to a defensive player each year. The award, sponsored by Phi Beta Sigma fraternity, honors the late Chucky Mullins, who had his Ole Miss career come to an end during the 1989 Homecoming game against Vanderbilt when he was paralyzed after making a tackle. After returning to his studies at Ole Miss, Mullins passed away on May 6, 1991. Shackelford, who torn his right ACL in the spring, will wear in the No. 38 jersey in Mullins' honor and is the first junior to ever win the award.

100 IN 100

In response to the athletics department's gameday satisfaction survey, Ole Miss created the "100 In 100" plan which called for 100 gameday improvements in 100 days in preparation for the 2011 season. Among the improvements (which actually totaled

REBEL "SPECIAL" TEAMS

Ole Miss has excelled on special teams this season. Below is a list of where the Rebels rank in the SEC and the nation in several special teams categories.

Category	SEC	NCAA
Punt Returns (31.71 ypr)	1st	1st
Field Goal Pct. (1.000 pct.)	t-1st	t-1st
Punting (48.42 ypp)	1st	4th
Net Punting (43.17 net)	1st	5th
Punt Return Defense (5.11 ypr)	3rd	39th
Kickoff Coverage (47.9 net)	3rd	--

In addition, several Rebel players rank near the top in special teams categories.

Player	Category	SEC	NCAA
Jeff Scott	Punt Returns(23.0 ypr)	1st	3rd
Tyler Campbell	Punting (48.42 ypp)	1st	4th
Bryson Rose	Field Goal Pct. (1.000)	t-1st	t-1st

102) were a gameday guide for fans, increasing the band size and providing new uniforms, relocating the band, improved stadium aesthetics and redesigned stadium cups with fight song lyrics.

TEAM CAPTAINS

On August 29, **Houston Nutt** announced the team captains for the 2011 season. This year's permanent captains, which are all seniors, include: on offense, RB **Brandon Bolden**, WR **Derrick Herman**, and OL **Bradley Sowell** and on defense, DE **Wayne Dorsey**, DE **Kentrell Lockett** and CB **Marcus Temple**. Lockett, who is returning for a sixth year after a torn ACL cut his 2010 campaign short, becomes just the fourth Rebel in the modern era to be chosen a team captain twice in his career. Others include Jamie Holder in 1984-85, Kenny King in 1974-75 and Bob McCain in 1944-45.

GRADUATING REBELS

Five student-athletes on the Ole Miss football team have already received their undergraduate degrees. K **David Hankins** has earned a B.S. in geological engineering, CB **Vincent Moss** has earned a B.A. in accountancy, DE **Kentrell Lockett** has earned a B.A. in journalism, OL **Bradley Sowell** has earned a B.B.A. in marketing communications and OL **Alex Washington** has earned a B.A. in liberal studies

OLE MISS-LSU RIVALRY HITS CENTURY MARK

Ole Miss and LSU, known as the Magnolia Bowl since 2008, will meet for the 100th time this November in Oxford making it the Rebels' second longest rivalry game behind the Egg Bowl. The Tigers lead the all-series 56-39-4, but Ole Miss has won two of

NUTT ERA YIELDING RECORD-SETTING ATTENDANCE

Ole Miss has produced record-setting attendance and season ticket sales under fourth-year head coach Houston Nutt. Just consider the following facts:

- The Rebels have sold over 141,500 season tickets during Nutt's last three seasons, including more than 46,000 in 2011.
- Ole Miss has played before a total of 1,325,366 home fans during the Nutt era for an average of 55,224 fans per game.
- The Rebels set a school record with 51,000 season tickets sold in 2009.
- The largest home crowd in school history of 62,657 was on hand for the 2009 Ole Miss-Alabama game.
- Four of the six largest crowds in school history have come during Nutt's tenure (Alabama 2009, LSU 2009, Tennessee 2009 and Auburn 2010).
- The average home attendance of 55,767 in 2009 was the second-highest mark in school history.
- Ole Miss has played before a home crowd of more than 60,000 four times under Houston Nutt.



the last three meetings.

REBELS FACE LAST 6 NATIONAL CHAMPIONS IN OXFORD

Ole Miss will host the past six national champions (Alabama, Auburn, Florida [twice], LSU and Texas) at Vaught-Hemingway Stadium over the next two seasons. In addition, over the next three seasons, the Rebels rank first in the nation in the numbers of visitors that have played in a BCS game (8), won a BCS game (5), the combined bowl wins (18), and 10 of the 14 opponents have won a bowl game, which is also first in the nation. Ole Miss also ranks first in the SEC and third in the nation behind Michigan and Michigan State in numbers of opponents that have played in a bowl game (25) during the three-year period.

GAME NOTES

GEORGIA

GENERAL NOTES

- Ole Miss opened the season with consecutive league losses for the first time since 2007 ... This game marked head coach Houston Nutt's first meeting with UGA at Ole Miss ... Nutt was winless versus the Bulldogs in five meetings at Arkansas including a loss in the 2002 SEC Championship Game and is now 0-6 for his career.

OFFENSIVE NOTES

- Freshman wideout **Donte Moncrief** caught his second career touchdown and second TD in as many games on a 38-yard pass from **Randall Mackey**. Moncrief tied a career-best with three catches for 68 yards. The pass was also Mackey's first career TD pass as a Rebel.

- Freshman wide receiver **Nickolas Brassell** posted a career-best two receptions for 52 yards including a career-long 37-yard reception.

DEFENSIVE NOTES

- Charles Sawyer** intercepted his third pass of the season and now has five in his career. Sawyer entered the game tied for third in the SEC and eighth nationally with a pair of picks on the season. Sawyer also posted a season-high nine tackles and a career-best eight solo stops.

- Ole Miss now has seven interceptions on the year after recording just six picks all of last year. The Rebels entered the game tied for second in the SEC and fourth in the nation in interceptions.

- Freshman linebacker **Serderius Bryant** totaled a career best eight tackles (five solo) ... Junior defensive tackle **Uriah Grant** posted a career-best seven stops and 0.5 TFL ... Freshman defensive tackle **Byron Bennett** recorded three solo tackles and a career-best 2.0 TFLs ... Sophomore **Mike Marry** was credited with a career-high 1.5 QB sacks and added a game-high 10 tackles (eight solo).

SPECIAL TEAMS NOTES

- Junior **Bryson Rose** converted on his only PAT in the game. Rose has made 48-straight PATs dating back to last season.

- Junior **Tyler Campbell** punted a career-high nine times for a 50.8-yard average and downed three punts inside the 20-yard line. He booted a long punt of 57-yards and kicked three punts 50-plus yards.

- Charles Sawyer** recovered an onside kick for the Rebels in the second quarter. It was Ole Miss' first onside kick recovery since Fon Ingram recovered a kick against Auburn last season.

- Nickolas Brassell** returned a punt 81 yards for his first career touchdown in the second quarter. Jeff Scott fielded the punt at the 16-yard line and returned it three yards before handing off to Brassell on the reverse. It was the Rebels' longest punt return for a score since Deuce McAllister returned a punt 87 yards for a TD versus Auburn in 2000.

VANDERBILT

GENERAL NOTES

- The Rebels boast an all-time record of 620-478-35 (.563 winning percentage).

- Ole Miss opened league play with Vanderbilt for the seventh time in the last nine seasons ... The Rebels also opened SEC play on the road for the seventh time since 2003 ... Ole Miss has lost eight-straight SEC openers and is 30-45-3 in SEC openers ... The last league-opening win came in 2003 in Nashville, a 24-21 victory over the Commodores ... The Rebels are just 2-17 in their last 19 conference openers.

OFFENSIVE NOTES

- Ole Miss had six different receivers catch a pass in the game.
- Sophomore **Ja-Mes Logan** led the squad with three catches for

SOUTHEASTERN CONFERENCE COACHES

(Tenure and bowl appearances as SEC head coaches)

COACH	CURRENT SCHOOL	YEARS IN SEC	BOWL BIDS
Steve Spurrier	South Carolina	18	16
<i>Houston Nutt</i>	<i>Ole Miss</i>	<i>13</i>	<i>10</i>
Mark Richt	Georgia	10	10
Nick Saban	Alabama	9	9
Les Miles	LSU	6	6
Bobby Petrino	Arkansas	3	2
Gene Chizik	Auburn	2	2
Dan Mullen	Mississippi State	2	1
Derek Dooley	Tennessee	1	1
Joker Phillips	Kentucky	1	1

TEAM INFORMATION

Basic Offense: Pro Set

Lettermen Returning/Lost: 45/27

Offensive Lettermen Returning/Lost: 24/12

Defensive Lettermen Returning/Lost: 17/13

Specialists Lettermen Returning/Lost: 4/2

Basic Defense: Multiple 4-3

Starters Returning/Lost: 16/10

Offensive Starters Returning/Lost: 9/2

Defensive Starters Returning/Lost: 5/6

Specialists Starters Returning/Lost: 2/2

OFFENSE

Returning (24)

0 QB

6 RB Brandon Bolden (3L), Enrique Davis (3L), E.J. Epperson (2L), H.R. Greer (2L), Jeff Scott (1L), Devin Thomas (2L)

5 WR Terrell Grant (1L), Melvin Harris (2L), Derrick Herman (3L), Ja-Mes Logan (1L), Korvic Neat (1L)

2 TE Ferbia Allen (2L), Layton Jones (1L)

3 T Bobby Massie (2L), Emmanuel McCray (1L), Bradley Sowell (3L)

6 G Michael Brown (1L), Logan Clair (1L), Jared Duke (1L), Patrick Junen (1L), Joshua Tatum (1L), Alex Washington (3L)

2 C A.J. Hawkins (2L), Evan Swindall (1L)

Lost (12)

2 QB Jeremiah Masoli (1L), Nathan Stanley (2L)

3 RB Derrick Davis (3L), Martez Eastland (1L), Rodney Scott (2L)

4 WR Lionel Breaux (4L), Jesse Grandy (2L), Jared Mitchell (2L), Markeith Summers (4L)

2 TE Reggie Hicks (4L), Z. Mason (1L)

0 T

1 G Zack Brent (1L)

0 C

DEFENSE

Returning (17)

6 DE Wayne Dorsey (1L), Jason Jones (1L), Kentrell Lockett (3L), Gerald Rivers (2L), Carlos Thompson (1L), Cameron Whigham (1L)

2 DT Corey Gaines (1L), Justin Smith (1L)

4 LB Joel Kight (1L), Mike Marry (1L), D.T. Shackelford (1L), Rudy Wilson (1L)

3 CB Frank Crawford, Charles Sawyer (1L), Marcus Temple (2L)

1 SS Brishen Mathews (1L)

1 FS Damien Jackson (1L)

Lost (13)

1 DE Lekenwic Haynes (2L)

4 DT LaMark Armour (4L), Ted Laurent (4L), Jerrell Powe (3L), Lawon Scott (4L)

3 LB Jonathan Cornell (4L), Brandon Sanders (1L), Allen Walker (4L)

2 CB Jeremy McGee (3L), Julian Whitehead (2L)

2 SS Johnny Brown (4L), George Helow (3L)

1 FS Fon Ingram (4L)

SPECIALISTS

Returning (4)

3 K David Hankins (2L), Andrew Ritter (2L), Bryson Rose (1L)

1 P Tyler Campbell (2L)

0 H

0 LS

Lost (2)

0 K

0 P

1 H Richie Contartesi (2L)

1 LS Wesley Phillips (1L)

2010 STARTERS UNDERLINED

48 yards.

- Senior **Brandon Bolden** carried the ball eight times for 39 yards and a long rush of 11 yards in his first action since being injured in the BYU game. He also caught two passes for 20 yards.
- True freshman **Donte Moncrief** caught his first career touchdown on a 47-yard pass from QB **Zack Stoudt** in the fourth quarter.

DEFENSIVE NOTES

- **Wayne Dorsey** sacked Commodore quarterback Larry Smith in the first quarter and force a fumble which was recovered by Vincent Moss. Dorsey finished the game with a career-high five tackles and 1.0 TFL.
- **Marcus Temple** picked off a pass for the second-straight game and notched his third-career interception.
- The Rebels have six interceptions after three games this year after picking off a total of six passes last season. Ole Miss picked off its sixth pass in the final game last season.
- Sophomore **Mike Marry** led the team with 11 tackles, 2.0 TFLs and a QB sack.
- In his first action on defense, freshman wide receiver **Nickolas Brassell** posted one solo tackle, forced and recovered a fumble and had two pass breakups.

SPECIAL TEAMS NOTES

- Junior **Tyler Campbell** punted six times for a 44.5-yard average and downed three punts inside the 20-yard line. He booted a long punt of 62 yards and kicked three punts 50-plus yards.

SOUTHERN ILLINOIS

GENERAL NOTES

- The Rebels boast an all-time record of 620-477-35 (.563 winning percentage).
- Ole Miss is 3-0 all time against current Missouri Valley Conference members knocking off Southern Illinois and Indiana State 56-10 in 1995. The Rebels are also 12-1 against NCAA FCS teams since 1992.
- Ole Miss is 51-13 versus non-conference opponents dating back to a 38-0 win over Tulane on Nov. 12, 1994. The Rebels are also 38-8 in their last 45 non-conference games in Oxford and have won 11 of their last 13.

OFFENSIVE NOTES

- Running back **Jeff Scott** is the first Rebel to score two rushing touchdowns and return a punt for a touchdown in the same game since Deuce McAllister versus Auburn in 2000. He also became the first Rebel to score three TDs in one quarter since Randy Baldwin scored three times in the first quarter versus Arkansas State in 1990.
- Scott rushed for a career-high three touchdowns in the game and is the first Ole Miss player to rush for three scores since Dexter McCluster scored four rushing TDs against Tennessee in 2009.
- Scott finished the game with 118 yards rushing for the second 100-yard rushing game for his career. He also added 63 yards on punt returns and 29 yards on kick returns for 210 all-purpose yards, the most all-purpose yards since he totaled 214 against LSU last year.
- Quarterback **Zack Stoudt** threw his first career touchdown pass to tight end Jamal Mosley, which was also Mosley's first career TD reception.
- Quarterback **Randall Mackey** scored his first career touchdown on a six-yard rush in the third quarter.

DEFENSIVE NOTES

- **Wayne Dorsey** picked off his first career pass in the first quarter. It also marked the fourth-straight game the Rebels have record an interception dating back to the LSU game last season.
- **Charles Sawyer** intercepted his second pass of the season. Sawyer tied for the team lead with two picks last season and now has four in his career.
- **Marcus Temple** picked off his first pass of the season and the second of his career.
- Senior **Damien Jackson** intercepted the first pass of his career in the fourth quarter which gave Ole Miss four interceptions in a game for the first time since the Rebels picked off four passes against Oklahoma State in the 2010 Cotton Bowl.
- The Rebels have five interceptions after two games this year after picking off a total of six passes last season. Ole Miss picked off its fifth pass of the season in the 11th game last season.
- Junior **Aaron Garbutt** tied for the team lead in tackles with a career-high eight stops (four solo).

2011 HONORS

COLLEGE FOOTBALL PERFORMANCE AWARDS PERFORMERS OF THE WEEK

vs. BYU (9/3)

Tyler Campbell (P)

Andrew Ritter (KS)

Charles Sawyer (DB honorable mention)

vs. Southern Illinois (9/10)

Jeff Scott (PR)

Tyler Campbell (P honorable mention)

vs. Georgia (9/24)

Nickolas Brassell (PR)

Tyler Campbell (P honorable mention)

SPECIAL TEAMS NOTES

- Junior **Bryson Rose** converted all six PATs in the game. Rose has made 47-straight PATs dating back to last season.
- Junior **Tyler Campbell** punted five times for a 42.2-yard average and downed four punts inside the 20-yard line.

BYU

GENERAL NOTES

- This game marked the kickoff of the 117th season of football at Ole Miss and the fourth under head coach **Houston Nutt**. The Rebels boast an all-time record of 619-477-35 (.565 winning percentage).
- Ole Miss is now 85-26-5 in season openers and 58-6-3 in season openers at home. They have won 13 of the last 15 season openers.
- **Houston Nutt** is 14-5 for his career in season openers as a head coach. Nutt has won 12 of his last 15 season openers dating back to 1997 and two of four as the Rebels' head coach.
- Ole Miss is now 1-3 all-time versus BCS independents.

OFFENSIVE NOTES

- True freshman **Donte Moncrief** led the Rebels' with three catches for 16 yards.
- Quarterback **Zack Stoudt** finished 13-of-25 for 140 yards.

DEFENSIVE NOTES

- **Charles Sawyer's** 96-yard interception return for a touchdown was the Rebels' first pick-six since D.T. Shackelford's return against Southeastern Louisiana in 2009 and the longest since Dustin Mouzon's 99-yard return at Memphis in 2007.
- **Damien Jackson** and **Mike Marry** both had a career high with 13 total tackles each. It marks the first time for two players to have double-digit tackles since the 2010 season opener against Jacksonville State.
- Ole Miss held BYU scoreless through three quarters, which snapped a streak of 22 straight quarters with a score for the Cougars.

SPECIAL TEAMS NOTES

- Junior **Bryson Rose** connected on both field goal attempts from 20 and 29 yards. Rose was 16-of-18 on field goal attempts last season and is now 18-of-20 for his career.
- **Tyler Campbell** booted a career long punt of 73 yards in the first quarter and finished the game with four punts for a 56.8-yard average. He also downed one punt inside the 20-yard line.

NUTT BREAKDOWN

PERSONAL INFORMATION

BORN: Oct. 14, 1957
FAMILY: Wife Diana (Thomas); twin daughters Hailey and Hanna (9/26/88); daughter Haven (3/19/91); son Houston III (3/11/87)
EDUCATION:
 Central HS (Little Rock, Ark.) (1976)
 Oklahoma State – B.A. in physical education (1981)
CAREER COACHING RECORD: 134-89 (.601)

PLAYING EXPERIENCE

1976-77 Arkansas (quarterback)
1979-80 Oklahoma State (quarterback)

COACHING EXPERIENCE

1981 Oklahoma State (GA coach – secondary)
1982 Oklahoma State (GA coach – running backs)
1983 Arkansas (GA coach – running backs)
May-August 1984
 Arkansas State (assistant coach – QBs)
1984-89 Oklahoma State (assistant coach – WRs)
1990-92 Arkansas (assistant coach – WRs)
1993-96 Murray State (head coach)
1997 Boise State (head coach)
1998-07 Arkansas (head coach)
2008-10 Ole Miss (head coach)

YEAR-BY-YEAR COACHING

Year	School	W	L	Pct.
1993	Murray State	4	7	.364
1994	Murray State	5	6	.455
1995	Murray State	11	1	.917
1996	Murray State	11	2	.846
1997	Boise State	5	6	.455
1998	Arkansas	9	3	.750
1999	Arkansas	8	4	.667
2000	Arkansas	6	6	.500
2001	Arkansas	7	5	.583
2002	Arkansas	9	5	.643
2003	Arkansas	9	4	.692
2004	Arkansas	5	6	.455
2005	Arkansas	4	7	.364
2006	Arkansas	10	4	.714
2007	Arkansas	8	4	.667
2008	Ole Miss	9	4	.692
2009	Ole Miss	9	4	.692
2010	Ole Miss	4	8	.333
2011	Ole Miss	1	3	.250
Totals (18 seasons)		134	89	.601
Murray State (4 seasons)		31	16	.660
Boise State (1 season)		5	6	.455
Arkansas (10 seasons)		75	48	.610
Ole Miss (4 seasons)		23	19	.535

HEAD COACH HOUSTON NUTT

BOWL BERTHS (10)

Ole Miss: 2009 Cotton Bowl, 2010 Cotton Bowl.
 Arkansas: 1999 Citrus Bowl, 2000 Cotton Bowl, 2000 Las Vegas Bowl, 2002 Cotton Bowl, 2002 Music City Bowl, 2003 Independence Bowl, 2007 Capital One Bowl, 2008 Cotton Bowl.

HONORS

Ole Miss: 2008 SEC Coach of the Year (SEC Coaches, The Touchdown Club of Atlanta), 2008 AFCA Region 2 Coach of the Year, 2009 FCA Coach of the Year.
 Arkansas: 2006 SEC Coach of the Year (Associated Press, SEC Coaches), 2006 AFCA Region 2 Coach of the Year, 2001 SEC Coach of the Year (Associated Press, SEC Coaches), The Football News 1998 Division I-A Coach of the Year, 1998 AFCA Division I-A Region 2 Coach of the Year.
 Murray State: 1996 AFCA Division I-AA Region 3 Coach of the Year, 1995 AFCA Division I-AA Region 3 Coach of the Year, 1995 Eddie Robinson Division I-AA National Coach of the Year.

ACCOMPLISHMENTS

- Ranks 15th all-time in SEC wins and fourth among current coaches ... Tied for 17th all-time in the league in overall coaching victories and second among active coaches.
- Ranks 16th among active NCAA FBS coaches in victories with 134.
- His first two years at Ole Miss have produced consecutive nine-win seasons for the first time since 1961-62 and back-to-back January bowl victories for the first time since 1960-61 ... This following a four-year bowl drought for the Rebels.
- Directed his teams to 10 bowl berths in the past 12 seasons, most of any SEC West coach during this span. Nutt's squads recorded eight or more wins in eight of those 12 campaigns and nine or more victories in six of those seasons.
- Recorded 21 victories over ranked opponents ... Ole Miss is 5-3 against ranked teams and 3-2 vs. top-10 teams under Nutt.
- The 2008 victory over No. 4 Florida was his fifth career win over a top-five opponent as a head coach. Nutt is 5-10 all-time against top-five teams, including a 50-48 triple OT victory at No. 1 LSU in 2007. In all five wins, Nutt's team entered the game unranked, and four of the wins came on the road.
- Mentored 20 All-America selections, 85 All-SEC selections, 175 SEC Academic Honor Roll and 33 NFL Draft selections.
- Guided the Razorbacks to SEC Western Division titles in 1998, 2002 and 2006, with Championship Game appearances in the last two.
- Led the SEC's top-ranked team in scoring offense from 2002-04. The Hogs averaged 29.8 points per game during that stretch. They were also the top-scoring team in the Western Division during Nutt's tenure. The Razorbacks averaged 28.89 points per game (3,553 points) since 1998 and scored 20 points or more 92 times in Nutt's 123 games. The Hogs averaged a school-record 39.8 points per game in 2007.
- Fielded the top rushing offense in the SEC over his 10 years in Fayetteville. UA rushed for 200.1 yards per game in that time.
- His Razorbacks led the SEC in rushing in 2002, 2003, 2005, 2006 and 2007. The 2002 Hogs averaged 218.9 yards rushing per game, while the 2003 squad cranked out 241.9 yards per game. Arkansas finished second in the league in rushing in 2004, pounding out 187.4 yards per game. The 2005 Razorbacks averaged 216.9 yards per game, while the 2006 squad rushed for 228.5 yards per game, which also ranked fourth nationally. Arkansas was No. 4 in the nation in 2007 at 296.8 yards per game.



COACHING STAFF



Gunter Brewer
 Passing Game Coordinator/
 Wide Receivers



Keith Burns
 Secondary



David Lee
 Offensive Coordinator/
 Quarterbacks



Mike Markuson
 Run Game Coordinator/
 Offensive Line



Derrick Nix
 Running Backs



Tyrone Nix
 Defensive Coordinator/
 Linebackers



Terry Price
 Defensive Line



James Shibest
 Special Teams
 Coordinator/Tight Ends



Chris Vaughn
 Recruiting Coordinator/
 Safeties



Bryan Brown
 Defensive Graduate
 Assistant Coach



Alan Hensell
 Offensive Graduate
 Assistant Coach

UPDATED DEPTH CHART

OFFENSE

SE	12	Donte Moncrief (6-2, 217, Fr-HS)
	10	Vince Sanders (6-1, 190, Fr-RS)
	5	Melvin Harris (6-6, 205, Jr-2L)
LT	78	Bradley Sowell (6-7, 320, Sr-3L)
	70	Emmanuel McCray (6-4, 315, So-1L)
LG	72	Aaron Morris (6-5, 325, Fr-HS)
	77	Patrick Junen (6-6, 320, So-1L)
C	76	A.J. Hawkins (6-3, 315, Jr-2L)
	56	Evan Swindall (6-2, 300, So-1L) OR
	65	Chase Hughes (6-2, 305, Fr-RS)
RG	75	Matt Hall (6-9, 335, Jr-Sq)
	73	Alex Washington (6-4, 360, Sr-3L)
RT	79	Bobby Massie (6-6, 315, Jr-2L)
	74	Jared Duke (6-7, 335, So-1L)
TE	83	Ferbia Allen (6-3, 250, Jr-2L)
	17	Jamal Mosley (6-4, 260, Jr-JC)
FL	85	Ja-Mes Logan (6-2, 190, So-1L)
	7	Tobias Singleton (6-0, 193, Fr-HS)
	16	Collins Moore (6-1, 187, Fr-HS)
QB	8	Zack Stoudt (6-4, 216, Jr-JC)
	1	Randall Mackey (5-11, 195, Jr-RS)
	11	Barry Brunetti (6-0, 215, So-TR)
RB	3	Jeff Scott (5-7, 175, So-1L)
	34	Brandon Bolden (5-11, 215, SR-3L)
	29	Devin Thomas (5-9, 209, Jr-2L)
FB	45	H.R. Greer (5-11, 235, Jr-2L)
	33	E.J. Epperson (6-2, 250, Jr-2L)
H	26	Derrick Herman (5-10, 200, Sr-3L) OR
	22	Philander Moore (5-11, 190, So-JC)

DEFENSE

E	7	Wayne Dorsey (6-6, 270, Sr-2L)
	53	Jason Jones (6-2, 255, Jr-1L) OR
	10	C.J. Johnson (6-1, 235, Fr-HS)
N	95	Bryon Bennett (6-2, 290, Fr-RS)
	98	Uriah Grant (6-0, 300, Jr-JC)
	99	Gilbert Pena (6-2, 326, Jr-JC)
DT	93	Justin Smith (6-3, 301, Sr-2L)
	92	Carlton Martin (6-1, 295, Fr-RS)
E	90	Gerald Rivers (6-5, 250, Jr-2L) OR
	40	Kentrell Lockett (6-5, 255, Sr-3L)
	54	Carlos Thompson (6-4, 250, So-1L)
WLB	44	Ralph Williams (6-0, 238, Fr-RS)
	14	Serderius Bryant (5-8, 230, Fr-HS)
MLB	52	Mike Marry (6-2, 248, So-1L)
	15	Joel Kight (5-9, 226, Jr-2L)
SPUR	20	Aaron Garbutt (6-2, 210, Jr-JC)
	25	Cody Prewitt (6-3, 210, Fr-HS)
LCB	4	Marcus Temple (5-10, 190, Sr-3L)
	21	Senquez Golson (5-8, 180, Fr-HS)
SS	1	Damien Jackson (6-2, 215, Sr-1L)
	5	Frank Crawford (6-0, 180, So-1L)
FS	3	Charles Sawyer (5-11, 175, So-1L)
	33	Cliff Coleman (5-10, 188, Fr-RS)
RCB	6	Wesley Pendleton (5-11, 180, Jr-JC)
	2	Nickolas Brassell (6-0, 172, Fr-HS)

SPECIALISTS

PK	81	Bryson Rose (5-11, 202, Jr-1L)
	96	Andrew Ritter (6-3, 223, Jr-2L)
P	97	Tyler Campbell (6-2, 220, Jr-2L)
	96	Andrew Ritter (6-3, 223, Jr-2L)
KO	96	Andrew Ritter (6-3, 223, Jr-2L)
	46	David Hankins (6-2, 230, Sr-2L)
HOLD	94	Chris Conley (5-8, 190, So-Sq)
SNAP	59	Will Denny (5-10, 240, Fr-RS)
	64	Jacob Hickman (5-10, 248, So-Sq)
KORet	3	Jeff Scott (5-7, 175, So-1L)
	22	Philander Moore (5-11, 190, So-JC)
	26	Derrick Herman (5-10, 200, Sr-3L)
	2	Nickolas Brassell (6-0, 172, Fr-HS)
PRet	3	Jeff Scott (5-7, 175, So-1L) OR
	22	Philander Moore (5-11, 190, So-JC)
	26	Derrick Herman (5-10, 200, Sr-3L)

PRONUNCIATION GUIDE

FERBIA AllenFER-bee-uh	Denzel NKEMDICHEkim-DEE-chee
Nickolas BRASSELLBRAH-sul	KORVIC NeatCORE-vick
SERDERIUS Bryantsir-DARE-ee-us	IVAN NicholasEYE-vun
ENRIQUE Davisin-REEK-ay	Jack NUISMERNEWS-mer
SENQUEZ GolsonSIN-QWEZ	James SHIBESTSHE-best
Kyle HORINEHOAR-rhine	TOBIAS Singletonta-BUY-us
JA-MES Loganja-MEZZ	Bradley SOWELLSAUW-ul
BRISHEN MathewsBRIH-shin	Evan SWINDALLswin-DOLL
PHILANDER Moorefu-LAND-ur	

ALPHABETICAL			NUMERICAL						
No.	Name	Pos.	No.	Name	Pos.	Ht.	Wt.	Yr.-Exp.	Hometown/Previous School
83	Ferbia Allen	TE	1	Damien Jackson	S	6-2	215	SR-1L	Pineville, La./Pineville/Mississippi Gulf Coast CC
86	Tyler Baker	WR	1	Randall Mackey	QB	5-11	195	JR-RS	Bastrop, La./Bastrop/East Mississippi CC
29	Abdul Bangura	CB	2	Nickolas Brassell	CB/WR	6-0	172	FR-HS	Batesville, Miss./South Panola
68	Justin Bell	OL	3	Charles Sawyer	S	5-11	175	SO-1L	Miami, Fla./Coral Reef
95	Bryon Bennett	DT	3	Jeff Scott	RB	5-7	175	SO-1L	Miami, Fla./Archbishop Carroll
48	Justin Bigham	FB	4	Nicholas Parker	RB	5-11	235	FR-RS	Batesville, Miss./South Panola
34	Brandon Bolden	RB	4	Marcus Temple	CB	5-10	190	SR-3L	Manquin, Va./King William/Hargrave
2	Nickolas Brassell	CB/WR	5	Frank Crawford	S	6-0	180	SO-1L	Miami, Fla./Gulliver Prep
21	Chief Brown	RB	5	Melvin Harris	WR	6-6	205	JR-2L	Buford, Ga./Buford
57	Terrell Brown	DT	6	Wesley Pendleton	CB	5-11	180	JR-JC	Natchez, Miss./Natchez/Copiah-Lincoln CC
11	Barry Brunetti	QB	7	Wayne Dorsey	DE	6-6	270	SR-1L	Baltimore, Md./Southwestern/Milford Prep/Mississippi Gulf Coast CC
14	Serderius Bryant	LB	7	Tobias Singleton	WR	6-0	190	FR-HS	Madison, Miss./Madison Central
17	Tanner Burns	DB	8	Denzel Nkemdiche	DB	5-10	197	FR-HS	Loganville, Ga./Grayson
41	Billy Busch	FB	8	Zack Stoudt	QB	6-4	217	JR-JC	Dublin, Ohio/Dublin Coffman/Iowa Western CC
97	Tyler Campbell	P	9	Ivan Nicholas	S	5-11	201	JR-JC	Jacksonville, Fla./Lee/ASA College
33	Cliff Coleman	CB	10	C.J. Johnson	LB	6-1	231	FR-HS	Philadelphia, Miss./Philadelphia
51	Ryan Collins	LB	10	Vince Sanders	WR	6-1	190	FR-RS	Macon, Miss./Noxubee County
94	Chris Conley	P	11	Barry Brunetti	QB	6-0	215	SO-TR	Memphis, Tenn./Memphis University School/West Virginia
47	Sam Cox	TE	12	Donte Moncrief	WR	6-2	214	FR-HS	Raleigh, Miss./Raleigh
5	Frank Crawford	S	13	Robert Ratliff	QB	6-0	215	SO-RS	Fort Worth, Texas/Nolan Catholic/Sewanee
27	Enrique Davis	RB	13	Brishen Mathews	S	5-11	202	SO-1L	Monticello, Ark./Monticello
59	Will Denny	LS	14	Serderius Bryant	LB	5-10	223	FR-HS	Sanford, Fla./Seminole
25	Eric Dietz	RB	15	Joel Kight	LB	5-9	226	JR-2L	Lithonia, Ga./Martin Luther King
7	Wayne Dorsey	DE	16	Collins Moore	WR	6-1	187	FR-HS	Madison, Ala./Bob Jones
74	Jared Duke	OL	17	Tanner Burns	DB	6-1	186	JR-TR	San Jose, Calif./Valley Christian/Kansas State
47	Nick Eley	LB	17	Jamal Mosley	TE	6-4	260	JR-JC	Memphis, Tenn./Kingsbury/Northwest Mississippi CC
33	E.J. Epperson	FB	19	Evan Ingram	QB	6-1	220	FR-RS	Gray, La./John Curtis Christian
58	Corey Gaines	DT	20	Aaron Garbutt	DB	6-2	200	JR-JC	Westminster, Calif./Westminster/Fullerton CC
20	Aaron Garbutt	DB	21	Senquez Golson	CB	5-8	182	FR-HS	Pascagoula, Miss./Pascagoula
67	Chris Gill	OL	21	Zarold Wilder	RB	5-6	173	FR-HS	Powder Springs, Ga./McEachern
21	Senquez Golson	CB	21	Chief Brown	RB	6-0	193	FR-HS	Winona, Miss./Winona
46	Tyriek Gracia	LB	22	Philander Moore	WR	5-11	190	SO-JC	Austin, Texas/Bowie/Blinn CC
81	Terrell Grant	WR	23	Tim Simon	RB	6-0	228	SO-Sq	Cordova, Ala./Cordova
98	Uriah Grant	DT	23	Vincent Moss	CB	5-11	197	SR-Sq	Munford, Ala./Munford
45	H.R. Greer	FB	24	Keith Lewis	LB	6-2	233	FR-HS	Tampa, Fla./Freedom
75	Matt Hall	OL	24	Houston Keyes	RB	5-7	158	FR-RS	Ridgeland, Miss./Jackson Academy
63	Mitch Hall	OL	25	Eric Dietz	RB	5-8	190	FR-HS	Humboldt, Tenn./University School of Jackson
56	Woodrow Hamilton	DL	25	Cody Prewitt	S	6-3	210	FR-HS	Bay Springs, Miss./Sylva Bay Academy
46	David Hankins	K	26	Ryan Nowicki	K	6-0	171	FR-HS	Fayetteville, Ga./Starrs Mill
35	Earnest Harmon	FB	26	Derrick Herman	WR	5-10	200	SR-3L	Cleveland, Miss./Cleveland
5	Melvin Harris	WR	27	Enrique Davis	RB	5-11	222	SR-3L	Lynn Haven, Fla./A Crawford Mosley/Hargrave
76	A.J. Hawkins	C	27	Sam Noblin	LB	6-2	220	FR-RS	Ocean Springs, Miss./Ocean Springs
26	Derrick Herman	WR	28	Korvic Neat	RB/WR	5-8	160	SO-1L	Hallandale, Fla./Hallandale
64	Jacob Hickman	LS	29	Devin Thomas	RB	5-9	209	JR-2L	San Antonio, Texas/Madison
83	Jordan Holder	WR	29	Abdul Bangura	CB	5-8	177	FR-HS	Takoma Park, Md./Eleanor Roosevelt
30	Kyle Horine	CB	30	Kyle Horine	CB	5-9	200	JR-Sq	Kingwood, Texas/Kingwood
65	Chase Hughes	C	30	D'Lyle Washington	RB	5-7	178	FR-HS	Carrollton, Texas/Plano East
50	Ethan Hutson	OL	31	Rudy Wilson	LB	5-11	215	JR-2L	Port Orange, Fla./Mainland/Hargrave
19	Evan Ingram	QB	33	E.J. Epperson	FB	6-2	250	JR-2L	Humboldt, Tenn./Humboldt
1	Damien Jackson	S	33	Cliff Coleman	CB	5-10	188	FR-RS	Lauderdale Lakes, Fla./Boyd H. Anderson
10	C.J. Johnson	LB	34	Brandon Bolden	RB	5-11	215	SR-3L	Baton Rouge, La./Scotlandville Magnet
53	Jason Jones	DE	35	Earnest Harmon	FB	5-9	227	FR-RS	Macon, Miss./Noxubee County
89	Layton Jones	TE	36	John Pelozza	TE	6-4	256	FR-RS	Plano, Texas/Plano West
77	Patrick Junen	OL	37	Matt Tarpley	WR	5-9	175	SO-Sq	Minneapolis, Minn./Wayzata
24	Houston Keyes	RB	38	D.T. Shackelford	LB	6-1	250	JR-2L	Decatur, Ala./Austin
15	Joel Kight	LB	39	Josh Shipp	S	6-0	190	JR-JC	Batesville, Miss./South Panola/Northwest Mississippi CC
45	Josh Lancaster	LB	40	Kentrell Lockett	DE	6-5	255	SR-3L	Hahnville, La./Hahnville
24	Keith Lewis	LB	41	Billy Busch	FB	5-11	232	SO-TR	St. Louis, Mo./Priory School/Butler
40	Kentrell Lockett	DE	43	Taylor Rotenberry	FB	6-0	235	FR-HS	Batesville, Miss./South Panola
85	Ja-Mes Logan	WR	44	Ralph Williams	LB	6-0	238	FR-RS	Miami, Fla./Southridge

ALPHABETICAL			NUMERICAL						
No.	Name	Pos.	No.	Name	Pos.	Ht.	Wt.	Yr.-Exp.	Hometown/Previous School
1	Randall Mackey	QB	44	Charlie Scott	FB	6-0	220	FR-HS	Jackson, Miss./St. Andrew's Episcopal
52	Mike Marry	LB	45	Josh Lancaster	LB	5-8	220	JR-Sq	Mobile, Ala./St. Paul's Episcopal
92	Carlton Martin	DT	45	H.R. Greer	FB	5-11	235	JR-2L	Olive Branch, Miss./Southern Baptist Education Center
49	Will Martin	LB	46	David Hankins	K	6-2	230	SR-2L	Shreveport, La./C.E. Byrd
79	Bobby Massie	OT	46	Tyriek Gracia	LB	6-1	204	FR-RS	Hialeah, Fla./American
13	Brishen Mathews	S	47	Nick Eley	LB	5-11	260	SO-Sq	Olive Branch, Miss./DeSoto Central
70	Emmanuel McCray	OL	47	Sam Cox	TE	6-0	215	FR-HS	Madison, Miss./Madison Central
12	Donte Moncrief	WR	48	Justin Bigham	FB	6-4	240	SO-Sq	Southaven, Miss./DeWitt
16	Collins Moore	WR	49	Will Martin	LB	6-0	210	SO-Sq	Madison, Miss./Madison Central/Southern Miss
22	Philander Moore	WR	50	Ethan Hutson	OL	6-3	305	FR-HS	Destrehan, La./Destrehan
72	Aaron Morris	OL	51	Ryan Collins	LB	6-1	217	SO-TR	Frisco, Texas/Wakeland/Texas A&M
17	Jamal Mosley	TE	52	Mike Marry	LB	6-2	248	SO-1L	Clearwater, Fla./Largo
23	Vincent Moss	CB	53	Jason Jones	DE	6-2	255	JR-1L	Albany, Ga./Westover
28	Korvic Neat	RB/WR	54	Carlos Thompson	DE	6-4	250	SO-1L	Hollandale, Miss./Simmons
9	Ivan Nicholas	S	54	Walker Sturgeon	DE	6-1	254	FR-RS	Horn Lake, Miss./DeSoto Central
8	Denzel Nkemdiche	DB	55	Cameron Whigham	DE	6-2	255	SO-1L	Snellville, Ga./Shiloh
27	Sam Noblin	LB	56	Evan Swindall	C	6-2	300	SO-1L	LaFayette, Ga./LaFayette
26	Ryan Nowicki	K	56	Woodrow Hamilton	DL	6-3	295	FR-HS	Raleigh, Miss./Raleigh
84	Jack Nuismer	TE	57	Terrell Brown	DT	6-10	377	JR-Sq	Drew, Miss./Drew/Mississippi Delta CC
4	Nicholas Parker	RB	58	Corey Gaines	DT	6-1	312	SO-1L	Tallahassee, Fla./Godby
36	John Peloza	TE	59	Will Denny	LS	5-10	240	FR-RS	Jackson, Miss./Jackson Academy
99	Gilbert Pena	DT	63	Mitch Hall	OL	6-6	315	FR-HS	Russellville, Ark./Russellville
6	Wesley Pendleton	CB	64	Jacob Hickman	LS	5-10	248	SO-Sq	Carriere, Miss./Picayune
80	Josh Pinkston	WR	65	Chase Hughes	C	6-2	305	FR-RS	Springville, Ala./Springville
25	Cody Prewitt	S	67	Chris Gill	OL	6-4	295	SO-Sq	Appleton, Wisc./Xavier
97	Josh Price	DE	68	Justin Bell	OL	6-2	337	FR-HS	Jackson, Miss./Callaway
88	John Ratliff	WR	70	Emmanuel McCray	OL	6-5	319	SO-1L	Jackson, Miss./Forest Hill
13	Robert Ratliff	QB	72	Aaron Morris	OL	6-5	325	FR-HS	Jackson, Miss./Callaway
96	Andrew Ritter	K/P	73	Alex Washington	OL	6-4	360	SR-3L	Monroe, La./Carroll
90	Gerald Rivers	DE	74	Jared Duke	OL	6-7	335	SO-1L	Cleveland, Tenn./Walker Valley
81	Bryson Rose	K	75	Matt Hall	OL	6-9	335	JR-Sq	Russellville, Ark./Russellville/Arkansas
43	Taylor Rotenberry	FB	76	A.J. Hawkins	C	6-3	315	JR-2L	Lithonia, Ga./Martin Luther King
10	Vince Sanders	WR	77	Patrick Junen	OL	6-6	320	SO-1L	Huntsville, Ala./Huntsville
3	Charles Sawyer	S	78	Bradley Sowell	OT	6-7	320	SR-3L	Hernando, Miss./Hernando
44	Charlie Scott	FB	79	Bobby Massie	OT	6-6	315	JR-2L	Lynchburg, Va./Liberty Christian Academy/Hargrave
3	Jeff Scott	RB	80	Josh Pinkston	WR	6-2	185	FR-HS	Forrest, Miss./Forrest
38	D.T. Shackelford	LB	81	Bryson Rose	K	5-11	202	JR-1L	Raleigh, N.C./Wakefield
39	Josh Shipp	S	81	Terrell Grant	WR	6-2	210	SO-1L	Cleveland, Miss./Cleveland
23	Tim Simon	RB	82	T.J. Worthy	WR	6-2	200	FR-HS	Gadsden, Ala./Gadsden
7	Tobias Singleton	WR	83	Jordan Holder	WR	5-10	178	SO-Sq	Bay Springs, Miss./Sylva Bay Academy
93	Justin Smith	DT	83	Ferbia Allen	TE	6-4	250	JR-2L	Pine Bluff, Ark./Dollarway
78	Bradley Sowell	OT	84	Jack Nuismer	TE	6-2	234	SO-Sq	Nashville, Tenn./Ensworth
8	Zack Stoudt	QB	85	Ja-Mes Logan	WR	6-2	190	SO-1L	Houston, Texas/Westfield
54	Walker Sturgeon	DE	86	Tyler Baker	WR	5-9	180	FR-HS	Bullard, Texas/Brook Hill School
56	Evan Swindall	C	87	Alex Williams	TE	6-4	230	SO-Sq	Tallahassee, Fla./Florida A&M High
37	Matt Tarpley	WR	88	John Ratliff	WR	6-0	181	FR-HS	Fort Worth, Texas/Nolan Catholic
4	Marcus Temple	CB	89	Layton Jones	TE	6-4	250	SR-1L	Greenville, Miss./St. Joseph/Northeast Mississippi CC
29	Devin Thomas	RB	90	Gerald Rivers	DE	6-5	250	JR-2L	Ellenwood, Ga./Cedar Grove
54	Carlos Thompson	DE	92	Carlton Martin	DT	6-1	295	FR-RS	Madison, Miss./Madison Central
98	Taurus Ward	DT	93	Justin Smith	DT	6-3	301	SR-2L	Alpharetta, Ga./Chattahoochee
73	Alex Washington	OL	94	Chris Conley	P	5-8	190	SO-Sq	Bradenton, Fla./Manatee
30	D'Lyle Washington	RB	95	Bryon Bennett	DT	6-2	294	FR-RS	Madison, Miss./Madison Central
55	Cameron Whigham	DE	96	Andrew Ritter	K/P	6-3	223	JR-2L	Jackson, Miss./Jackson Academy
21	Zarold Wilder	RB	97	Tyler Campbell	P	6-2	220	JR-2L	Little Rock, Ark./Catholic
87	Alex Williams	TE	97	Josh Price	DE	6-3	290	FR-HS	Columbia, Miss./Columbia Academy
44	Ralph Williams	LB	98	Taurus Ward	DT	6-2	320	JR-RS	Aberdeen, Miss./Aberdeen/Itawamba CC
31	Rudy Wilson	LB	98	Uriah Grant	DT	6-0	287	JR-JC	Miramar, Fla./Everglades/Fullerton CC
82	T.J. Worthy	WR	99	Gilbert Pena	DT	6-2	326	JR-JC	Yonkers, N.Y./Saunders/ASA College

LAST MEETING:

OLE MISS 55, FRESNO STATE 38

Game #4 • September 25, 2010

Attendance: 55,267 • Vaught-Hemingway Stadium • Oxford, Miss.

OXFORD, Miss. (AP) - After nearly 1,000 yards of total offense and more than 90 points, it was Ole Miss running back Brandon Bolden's numbers that made the difference.

Bolden ran for a career-best 228 yards on 19 carries and two touchdowns. He added a pair of catches for 15 yards and a touchdown before finishing with a recovery of an onsidies kick that lifted Ole Miss to a 55-38 win over previously unbeaten Fresno State.

The Rebels (2-2) had struggled in second half home game meltdown losses to Jacksonville State and Vanderbilt. Fresno State (2-1) entered the game among the nation's statistical leaders defensively, allowing only 272 yards per game. Ole Miss finished with 578 yards in total offense, including 425 on the ground.

Leading 27-10 at halftime, Bolden scored on a 71-yard touchdown run on the opening play of the third quarter. The Rebels forced a punt by Fresno State on the next series and Jesse Grandy returned it 50 yards for a touchdown that built an insurmountable 41-10 lead.

Fresno State quarterback Ryan Colburn kept it interesting, finishing 32-of-42 for 390 yards and four touchdowns. Despite 420 yards of total offense, the Bulldogs could not overcome five sacks, a lost fumble and blocked field goal attempt.

Bolden recovered the onsidies kick and scored in the final minute to cap the career-best performance.

Ole Miss quarterback Jeremiah Mosoli was an efficient 8-of-12 for 153 yards with touchdown passes to Melvin Harris and Bolden for 30 and 4 yards, respectively. Masoli added 59 rushing yards, including an early 56-yard run that set up the opening touchdown.

Enrique Davis, Jeff Scott and Bolden scored on runs of 8, 55 and 14 yards, respectively. Scott added 92 yard on 11 carries, while linebacker Jonathan Cornell had a game-high 12 tackles, including two for a loss.

Fresno State	7	3	14	14	—	38
Ole Miss	14	13	14	14	—	55

1st Quarter

11:43 FS J. Saunders 16-yard pass from R. Colburn (K. Goessling kick)

10:37 UM E. Davis 8-yard run (B. Rose kick)

2:43 UM M. Harris 30-yard pass from J. Masoli (B. Rose kick)

2nd Quarter

14:15 UM J. Scott 55-yard run (B. Rose kick)

9:30 FS K. Goessling 50-yard field goal

4:06 UM B. Rose 40-yard field goal

0:15 UM B. Rose 20-yard field goal

3rd Quarter

14:42 UM B. Bolden 71-yard run (B. Rose kick)

12:30 UM J. Grandy 51-yard punt return (B. Rose kick)

9:30 FS J. Hamler 9-yard pass from R. Colburn (K. Goessling kick)

7:00 FS A. Raphael 3-yard pass from R. Colburn (K. Goessling kick)

4th Quarter

9:42 UM B. Bolden 4-yard pass from J. Masoli (B. Rose kick)

7:29 FS T. Taumoepeau 1-yard pass from R. Colburn (K. Goessling kick)

3:20 FS M. Harris 2-yard run (K. Goessling kick)

0:35 UM B. Bolden 14-yard run (B. Rose kick)

Team Stats	FS	UM	Individual Leaders
First Downs	23	19	
Rushes-Yards	33-30	47-425	Rushing
Passing Yards	390	153	FS: R. Rouse, 7-22
Att.-Comp.-Int.	43-32-0	12-8-1	UM: B. Bolden, 19-228
Total Plays-Yards	76-420	59-578	J. Scott, 11-74
Fumbles-Lost	1-1	3-1	J. Masoli, 8-59
Penalties-Yards	5-35	3-20	Passing
Punts-Average	4-37.0	1-40.0	FS: R. Colburn, 42-32-0-390
Punt Returns	1-8	2-34	UM: J. Masoli, 12-8-1-153
KO Returns	6-145	6-105	Receiving
Interceptions	1-39	0-0	FS: J. Hamler, 8-130
Possession Time	34:02	25:58	M. Lindsay, 6-102
3rd Down Conv.	5-14	7-13	UM: M. Harris, 3-54
4th Down Conv.	3-3	1-1	J. Grandy, 2-33
Sacks By-Yards	0-0	5-22	B. Bolden, 2-15

LAST GAME:

GEORGIA 27, OLE MISS 13

Game #4 • September 24, 2011

Attendance: 58,042 • Vaught-Hemingway Stadium • Oxford, Miss.

OXFORD, Miss. (AP) - Ole Miss could not overcome a big Georgia first half in a 27-13 setback on Saturday at Vaught-Hemingway Stadium.

The Bulldogs jumped out to a 17-0 lead by midway through the second quarter and took a 24-13 lead into halftime. Bulldogs' kicker Blair Walsh missed three field goals in the second half, but the Ole Miss offense could never capitalize.

Freshman Isaiah Crowell had several big gains on the ground, and Andy Murray's 2-yard touchdown pass to Orson Charles gave the Bulldogs a 17-0 lead with 6:01 in the second quarter.

But the Rebels responded with a flurry. After a reverse handoff, Randall Mackey hit a wide-open Donte Moncrief for a 38-yard touchdown to pull within 17-7. Then Ole Miss immediately recovered an onside kick and the Vaught-Hemingway Stadium crowd of 58,042 had something to cheer about.

The momentum was short lived. Mackey threw an interception three plays later.

Both of the Rebels' touchdowns came after a reverse. Mackey threw a 38-yard touchdown pass to Moncrief after taking a handoff from running back Jeff Scott. Nick Brassell scored on an 81-yard punt return after Scott caught the punt, ran across the field and handed off to Brassell.

Scott appeared to give the Rebels a second punt return for a score in the game's final minute, but the 67-yard TD return was called back on a blocking penalty.

The Rebels rotated Zack Stoudt and Mackey throughout the game. Stoudt completed just 7 of 23 passes for 71 yards and an interception. Mackey completed 3 of 7 passes for 78 yards, a touchdown and an interception.

Murray completed 17 of 26 passes for 268 yards and two touchdowns. Crowell rushed for 147 yards on 30 carries, helping the Bulldogs (2-2, 1-1 Southeastern Conference) grind to the road victory. Malcolm Mitchell caught three passes for 93 yards as the Bulldogs gained 475 total yards.

Georgia	10	14	0	3	—	27
Ole Miss	0	13	0	0	—	13

1st Quarter

6:52 UG B. Walsh 36-yard field goal

1:08 UG A. Murray 1-yard run (B. Walsh kick)

2nd Quarter

6:01 UG O. Charles 2-yard pass from A. Murray (B. Walsh kick)

5:00 UM D. Moncrief 38-yard pass from R. Mackey (B. Walsh kick)

2:38 UG A. White 35-yard pass from A. Murray (B. Walsh kick)

0:49 UM N. Brassell 81-yard punt return (kick failed)

3rd Quarter

None

4th Quarter

4:16 UG B. Walsh 43-yard field goal

Team Stats	UG	UM	Individual Leaders
First Down	25	8	
Rushes-Yards	56-207	26-34	Rushing
Passing Yards	268	149	UG: I. Crowell, 30-147
Att.-Comp.-Int.	26-17-1	30-12-2	R. Samuel, 10-40
Total Plays-Yards	82-475	56-183	UM: J. Scott, 8-34
Fumbles-Lost	2-0	0-0	N. Brassell, 1-14
Penalties-Yards	4-30	8-69	Passing
Punts-Average	4-55.2	9-50.8	UG: A. Murray, 26-17-1-268
Punt Returns	2-0	3-102	UM: Z. Stoudt, 23-9-1-71
KO Returns	2-33	3-50	R. Mackey, 7-3-1-78
Interceptions	2-26	1-0	Receiving
Possession Time	38:36	21:17	UG: O. Charles, 5-59
3rd Down Conv.	8-18	3-14	M. Mitchell, 3-52
4th Down Conv.	1-1	0-1	UM: D. Moncrief, 3-68
Sacks By-Yards	4-42	3-15	N. Brassell, 2-52

REBELS IN NATIONALLY RANKED GAMES

Date	Opponent (OM/Opp)	OM	Opp
11-9-1936	at Marquette (NR/8)	0	33
12-5-1936	Tennessee -1 (NR/17)	0	0
11-13-1937	Arkansas -1 (NR/20)	6	32
12-3-1938	Tennessee -1 (NR/4)	0	47
10-21-1939	St. Louis (17/NR)	42	0
10-28-1939	at Tulane (14/9)	6	14
11-11-1939	at Miss. Teachers (19/NR)	27	7
10-19-1940	Duquesne (13/NR)	14	6
10-26-1940	Arkansas -1 (14/NR)	20	21
11-16-1940	W. Tenn. Teachers (17/NR)	38	7
11-23-1940	at Mississippi State (11/16)	0	19
10-25-1941	at Tulane (NR/10)	20	13
11-1-1941	at Marquette (17/NR)	12	6
11-8-1941	at LSU(16/NR)	13	12
11-22-1941	Arkansas -1 (15/NR)	18	0
11-29-1941	Mississippi State (14/NR)	0	6
11-14-1942	Tennessee -1 (NR/11)	0	14
10-21-1944	Tulsa -1 (NR/13)	0	47
11-3-1945	at LSU(NR/17)	13	32
11-24-1945	at Mississippi St. (NR/20)	7	6
11-9-1946	Tennessee -1 (NR/7)	14	18
11-23-1946	Mississippi State (NR/18)	0	20
10-11-1947	at Vanderbilt (18/NR)	6	10
11-1-1947	at LSU (NR/17)	20	18
11-29-1947	at Mississippi St. (15/NR)	33	14
1-1-1948	TCU -2 (15/NR)	13	9
11-13-1948	Tennessee -1 (NR/18)	16	13
10-29-1949	at LSU(NR/17)	7	34
9-30-1950	at Kentucky (NR/13)	0	27
10-14-1950	at Vanderbilt (NR/19)	14	20
11-18-1950	at Tennessee (NR/9)	0	35
9-29-1951	Kentucky (NR/6)	21	17
11-17-1951	Tennessee (NR/2)	21	46
10-4-1952	Auburn -1 (18/NR)	20	7
11-8-1952	at Houston (14/NR)	6	0
11-15-1952	Maryland (11/3)	21	14
11-29-1952	Mississippi State (6/NR)	20	14
1-1-1953	Georgia Tech -3 (7/2)	7	24
10-3-1953	at Auburn (15/NR)	0	13
10-31-1953	at LSU(18/NR)	27	16
11-17-1953	North Texas (12/NR)	40	7
11-14-1953	at Maryland (11/2)	0	38
9-17-1954	North Texas -1 (10/NR)	35	12
9-25-1954	Kentucky -1 (9/NR)	28	9
10-2-1954	at Villanova (8/NR)	52	0
10-9-1954	at Vanderbilt (7/NR)	22	7
10-16-1954	Tulane (7/NR)	34	7
10-23-1954	Arkansas -4 (5/7)	0	6
10-30-1954	at LSU(12/NR)	21	6
11-6-1954	at Memphis State (9/NR)	51	0
11-13-1954	at Houston (7/NR)	26	0
9-17-1955	Georgia -5 (15/NR)	26	13
9-24-1955	at Kentucky (8/NR)	14	21
10-29-1955	at LSU(20/NR)	29	26
11-5-1955	at Memphis St. (15/NR)	39	6
11-12-1955	Houston -6 (14/NR)	27	11
11-26-1955	at Mississippi St. (15/NR)	26	0
1-2-1956	Texas Christian -7 (10/5)	14	13
9-22-1956	North Texas State (13/NR)	45	0
9-29-1956	Kentucky -1 (9/NR)	37	7
10-6-1956	Houston -6 (6/NR)	14	0
10-13-1956	Vanderbilt (7/13)	16	0
10-20-1956	Tulane -6 (6/19)	3	10
10-27-1956	Arkansas -4 (10/NR)	0	14
11-17-1956	at Tennessee (19/1)	7	27
9-28-1957	at Kentucky (19/NR)	15	0
10-5-1957	Hardin-Simmons (15/NR)	34	7
10-12-1957	at Vanderbilt (14/NR)	28	0
10-18-1957	at Tulane (11/NR)	50	0
10-26-1957	Arkansas -1 (6/NR)	6	12
11-2-1957	Houston -6 (14/NR)	20	7
11-9-1957	LSU(14/NR)	14	12
11-16-1957	Tennessee -1 (8/7)	14	7
11-30-1957	Mississippi State (7/13)	7	7
1-1-1958	Texas -3 (7/11)	39	7
9-20-1958	at Memphis State (6/NR)	17	0
9-27-1958	Kentucky -1 (9/14)	27	6
10-4-1958	at Trinity (6/NR)	21	0
10-11-1958	at Tulane (7/NR)	19	8
10-18-1958	Hardin-Simmons (8/NR)	24	0
10-25-1958	Arkansas -4 (6/NR)	14	12
11-1-1958	at LSU(6/1)	0	14
11-8-1958	Houston (9/NR)	56	7
11-15-1958	at Tennessee (7/NR)	16	18
11-29-1958	Mississippi St. (13/NR)	21	0
12-27-1958	Florida -8 (11/14)	7	3
9-19-1959	at Houston (8/NR)	16	0

Date	Opponent (OM/Opp)	OM	Opp
9-26-1959	at Kentucky (4/NR)	16	0
10-3-1959	Memphis State (3/NR)	43	0
10-10-1959	at Vanderbilt (5/NR)	33	0
10-17-1959	Tulane (5/NR)	53	7
10-24-1959	Arkansas -1 (4/10)	28	0
10-31-1959	at LSU(3/1)	3	7
11-7-1959	Chattanooga (5/NR)	58	0
11-14-1959	Tennessee -1 (5/9)	37	7
11-26-1959	at Mississippi St. (2/NR)	42	0
1-1-1960	LSU-3 (2/3)	21	0
9-17-1960	at Houston (2/NR)	42	0
9-24-1960	Kentucky -1 (1/NR)	21	6
10-1-1960	at Memphis St. (1/NR)	31	20
10-8-1960	at Vanderbilt (2/NR)	26	0
11-5-1960	at Tulane (1/NR)	26	13
10-22-1960	Arkansas -4 (2/11)	10	7
10-29-1960	LSU(2/NR)	6	6
11-5-1960	Chattanooga (6/NR)	45	0
11-12-1960	at Tennessee (4/14)	24	3
11-26-1960	Mississippi State (3/NR)	35	9
1-2-1961	Rice -3 (2/NR)	14	6
9-23-1961	Arkansas -6 (9/NR)	16	0
9-30-1961	at Kentucky (2/NR)	20	6
10-7-1961	Florida State (2/9)	33	0
10-14-1961	Houston -1 (1/NR)	47	7
10-21-1961	Tulane -6 (2/NR)	41	0
10-28-1961	Vanderbilt (2/NR)	47	0
11-4-1961	at LSU (2/10)	7	10
11-11-1961	Chattanooga (7/NR)	54	0
11-18-1961	Tennessee -1 (6/NR)	24	10
12-2-1961	at Mississippi State (5/NR)	37	7
1-1-1962	Texas (5/3) -7	7	12
9-22-1962	Memphis State (6/NR)	21	7
9-29-1962	Kentucky (7/NR)	14	0
10-6-1962	at Houston (7/NR)	40	7
10-20-1962	Tulane (5/NR)	21	0
10-27-1962	Vanderbilt (7/NR)	35	0
11-3-1962	at LSU (6/4)	15	7
11-10-1962	Chattanooga (4/NR)	52	7
11-17-1962	at Tennessee (3/NR)	19	6
12-1-1962	Mississippi State (3/NR)	13	6
1-1-1963	Arkansas -3 (3/6)	17	13
9-21-1963	at Memphis State (2/NR)	0	0
10-5-1963	at Houston (10/NR)	20	6
10-19-1963	at Tulane (5/NR)	21	0
10-26-1963	Vanderbilt (5/NR)	27	7
11-2-1963	at LSU(3/NR)	37	3
11-9-1963	Tampa (3/NR)	41	0
11-16-1963	Tennessee -1 (3/NR)	20	0
11-30-1963	at Mississippi St. (3/NR)	10	10
1-1-1964	Alabama -3 (7/8)	7	12
9-19-1964	Memphis State (1/NR)	30	0
9-26-1964	Kentucky -6 (1/NR)	21	27
10-31-1964	at LSU(NR/9)	10	11
9-25-1965	at Kentucky (NR/10)	7	16
10-9-1965	Florida (NR/10)	0	17
10-30-1965	LSU -6(NR/5)	23	0
11-13-1965	Tennessee -1 (NR/8)	14	13
10-1-1966	Alabama -6 (NR/3)	7	17
11-12-1966	at Tennessee (NR/10)	14	7
7-7-1967	Alabama -9 (NR/9)	7	21
10-14-1967	Georgia -6 (NR/3)	29	20
10-28-1967	Houston (NR/9)	14	13
10-5-1968	Alabama -6 (NR/11)	10	8
10-12-1968	at Georgia (13/17)	7	21
10-19-1968	Southern Miss (16/NR)	21	13
10-26-1968	Houston -6 (17/NR)	7	20
11-2-1968	at LSU(NR/12)	27	24
11-16-1968	at Tennessee (NR/11)	0	31
9-20-1969	Memphis State (9/NR)	28	3
9-27-1969	at Kentucky (8/NR)	9	10
10-4-1969	Alabama -9 (20/15)	32	33
10-11-1969	Georgia -6 (NR/6)	25	17
10-18-1969	Southern Miss (19/NR)	69	7
10-25-1969	at Houston (17/NR)	11	25
11-1-1969	LSU -6 (NR/6)	26	23
11-8-1969	Chattanooga (17/NR)	21	0
11-15-1969	Tennessee -6 (18/3)	38	0
11-27-1969	at Mississippi St. (14/NR)	48	22
1-1-1970	Arkansas -3 (13/3)	27	22
9-19-1970	at Memphis State (5/NR)	47	13
9-26-1970	Kentucky -6 (5/NR)	20	17
10-3-1970	Alabama -6 (7/17)	48	23
10-10-1970	at Georgia (5/NR)	31	21
10-17-1970	Southern Miss (4/NR)	14	30
10-24-1970	at Vanderbilt (13/NR)	26	16
11-7-1970	Houston (13/17)	24	13

Date	Opponent (OM/Opp)	OM	Opp
11-14-1970	Chattanooga (12/NR)	21	0
11-26-1970	Mississippi State (10/NR)	14	19
12-5-1970	at LSU(16/8)	17	61
1-2-1971	Auburn -8 (NR/10)	28	35
10-2-1971	Alabama -9 (NR/7)	6	40
10-9-1971	Georgia -6 (NR/10)	7	38
10-30-1971	LSU -6(NR/11)	24	22
11-25-1971	at Mississippi St. (15/NR)	48	0
12-30-1971	Georgia Tech -10 (17/NR)	41	18
9-16-1972	at Memphis St. (19/NR)	34	29
9-23-1972	at South Carolina (20/NR)	21	0
9-30-1972	Southern Miss (17/NR)	13	9
10-7-1972	Auburn -6 (18/17)	13	19
11-4-1972	at LSU (NR/6)	16	17
11-18-1972	at Tennessee (NR/13)	0	17
11-3-1973	LSU -6(NR/7)	14	51
11-17-1973	Tennessee -6 (NR/16)	28	18
9-14-1974	Missouri -6 (NR/18)	10	0
10-5-1974	Alabama -6 (NR/3)	21	35
9-13-1975	at Texas A&M (NR/8)	0	7
10-4-1975	Alabama -9 (NR/9)	6	32
9-11-1976	Alabama -6 (NR/6)	10	7
9-18-1976	Tulane (20/NR)	34	7
9-25-1976	at Southern Miss (17/NR)	28	0
10-2-1976	Auburn -6 (16/NR)	0	10
10-9-1976	Georgia (NR/4)	21	17
10-16-1976	at South Carolina (16/NR)	7	10
9-10-1977	Alabama -9 (NR/6)	13	34
9-17-1977	Notre Dame -6 (NR/3)	20	13
9-23-1978	at Missouri (NR/17)	14	45
11-4-1978	at LSU(NR/12)	8	30
9-17-1979	Missouri -6 (NR/9)	7	33
11-17-1979	Tennessee -6 (NR/18)	44	20
9-20-1980	Alabama -6 (NR/1)	35	59
10-11-1980	at Georgia (NR/6)	21	28
11-22-1980	Mississippi St. -6 (NR/17)	14	19
10-3-1981	at Alabama (NR/11)	13	27
10-10-1981	Georgia (NR/11)	7	37
9-18-1982	Alabama -6 (NR/4)	14	42
9-25-1982	Arkansas -4 (NR/9)	11	14
10-9-1982	at Georgia (NR/5)	10	33
10-30-1982	at LSU(NR/13)	8	45
9-17-1983	at Alabama (NR/12)	0	40
9-24-1983	Arkansas -6(NR/18)	13	10
10-8-1983	Georgia (NR/11)	11	36
11-12-1983	at Tennessee (NR/19)	13	10
12-10-1983	Air Force -11 (NR/16)	3	9
10-6-1984	Auburn (NR/18)	13	17
10-13-1984	at Georgia (NR/15)	12	18
11-3-1984	at LSU(NR/15)	20	32
9-14-1985	Arkansas -6 (NR/14)	19	24
10-5-1985	at Auburn (NR/14)	0	41
10-12-1985	Georgia -6 (NR/18)	21	49
11-2-1985	LSU -6(NR/16)	0	14
11-16-1985	at Tennessee (NR/18)	14	34
9-13-1986	Arkansas -4 (NR/18)	0	21
11-1-1986	at LSU(NR/11)	21	19
11-15-1986	Tennessee -6 (20/NR)	10	22
9-12-1987	Arkansas -6 (NR/13)	10	31
10-3-1987	Georgia (NR/20)	14	31
10-31-1987	LSU -6(NR/5)	13	42
11-14-1987	at Tennessee (NR/15)	13	55
10-1-1988	at Georgia (NR/15)	12	36
10-8-1988	at Alabama (NR/12)	22	12
10-29-1988	at LSU(NR/13)	20	31
9-23-1989	Arkansas -6 (NR/8)	17	24
10-7-1989	Alabama -6 (NR/13)	27	62
11-18-1989	at Tennessee (NR/9)	21	33
9-22-1990	Arkansas -4 (NR/13)	21	17
10-13-1990	at Georgia (24/NR)	28	12
10-20-1990	Arkansas State (18/NR)	42	13
10-27-1990	at Vanderbilt (17/NR)	14	13
11-3-1990	at LSU(17/NR)	-19	10
11-17-1990	Tennessee -1 (15/14)	13	22
11-24-1990	Mississippi St. -6 (21/NR)	21	9
1-1-1991	Michigan -8 (15/12)	3	35
9-14-1991	at Auburn (NR/15)	13	23
10-12-1991	Georgia (23/22)	17	37
11-16-1991	at Tennessee (NR/10)	25	36
9-19-1992	at Vanderbilt (24/NR)	9	31
9-26-1992	at Georgia (NR/18)	11	37
10-24-1992	at Alabama (NR/4)	10	31
11-28-1992	Mississippi State (24/16)	17	10
12-31-1992	Air Force -12 (19/NR)	13	0
10-2-1993	at Kentucky (25/NR)	0	21
10-23-1993	Alabama (NR/4)	14	19
10-1-1994	Florida (NR/1)	14	38

Date	Opponent (OM/Opp)	OM	Opp
10-22-1994	at Alabama (NR/5)	10	21
11-26-1994	Mississippi State (NR/18		

The Automated ScoreBook
 Ole Miss Game Results (as of Sep 26, 2011)
 All games

Date	Opponent	Score	Overall Record	Conference Record	Time	Attend
Sep 03, 2011	BYU	13-14 L	0- 1- 0	0- 0- 0	3:06	55124
Sep 10, 2011	SOUTHERN ILLINOIS	W 42-24	1- 1- 0	0- 0- 0	3:08	58504
* Sep 17, 2011	at Vanderbilt	7-30 L	1- 2- 0	0- 1- 0	3:21	34579
* Sep 24, 2011	GEORGIA	13-27 L	1- 3- 0	0- 2- 0	3:20	58042

* indicates conference game

Opponent	Score	-----FIRST DOWNS-----				----RUSHING----		-----PASSING-----		--TOTAL OFFENSE--		Return Yards	Turn-Overs
		Total	Rush	Pass	Pen	Number-Yards	Comp-Att-Int	Yards	Plays-Yards				
BYU.....	13-14	13/20	3/4	9/15	1/1	28-69 / 31-91	16-29- 0 / 24-38- 1	145/225	57-214 / 69-316	167/90	2/1		
SOUTHERN ILLINOIS...	42-24	18/19	10/10	7/7	1/2	40-179 / 38-223	12-19- 0 / 14-30- 4	136/197	59-315 / 68-420	204/78	1/4		
Vanderbilt.....	7-30	13/19	7/13	6/4	0/2	32-85 / 49-281	15-30- 5 / 14-22- 1	149/106	62-234 / 71-387	91/155	5/3		
GEORGIA.....	13-27	8/25	2/11	6/11	0/3	26-34 / 56-207	12-30- 2 / 17-26- 1	149/268	56-183 / 82-475	152/59	2/1		
Totals.....	75-95	52/83	22/38	28/37	2/8	126-367 /174-802	55-108- 7/ 69-116- 7	579/796	234-946 / 290-1598	614/382	10/9		

Note: Game totals are displayed in the format TEAM/OPPONENT for each category

The Automated ScoreBook
Ole Miss Overall Team Statistics (as of Sep 29, 2011)
All games

Team Statistics	UM	OPP
SCORING	75	95
Points Per Game	18.8	23.8
FIRST DOWNS	52	83
Rushing	22	38
Passing	28	37
Penalty	2	8
RUSHING YARDAGE	367	802
Yards gained rushing	538	933
Yards lost rushing	171	131
Rushing Attempts	126	174
Average Per Rush	2.9	4.6
Average Per Game	91.8	200.5
TDs Rushing	4	5
PASSING YARDAGE	579	796
Comp-Att-Int	55-108-7	69-116-7
Average Per Pass	5.4	6.9
Average Per Catch	10.5	11.5
Average Per Game	144.8	199.0
TDs Passing	3	5
TOTAL OFFENSE	946	1598
Total Plays	234	290
Average Per Play	4.0	5.5
Average Per Game	236.5	399.5
KICK RETURNS: #-Yards	14-259	9-208
PUNT RETURNS: #-Yards	7-222	9-46
INT RETURNS: #-Yards	7-133	7-119
KICK RETURN AVERAGE	18.5	23.1
PUNT RETURN AVERAGE	31.7	5.1
INT RETURN AVERAGE	19.0	17.0
FUMBLES-LOST	5-3	6-2
PENALTIES-Yards	26-245	22-154
Average Per Game	61.2	38.5
PUNTS-Yards	24-1162	16-752
Average Per Punt	48.4	47.0
Net punt average	43.2	31.9
TIME OF POSSESSION/Game	25:59	33:59
3RD-DOWN Conversions	13/49	25/58
3rd-Down Pct	27%	43%
4TH-DOWN Conversions	1/5	4/7
4th-Down Pct	20%	57%
SACKS BY-Yards	7-42	9-74
MISC YARDS	0	0
TOUCHDOWNS SCORED	10	12
FIELD GOALS-ATTEMPTS	2-2	3-7
ON-SIDE KICKS	1-2	0-0
RED-ZONE SCORES	(6-7) 86%	(9-13) 69%
RED-ZONE TOUCHDOWNS	(4-7) 57%	(7-13) 54%
PAT-ATTEMPTS	(9-10) 90%	(12-12) 100%
ATTENDANCE	171670	34579
Games/Avg Per Game	3/57223	1/34579
Neutral Site Games		0/0

Score by Quarters	1st	2nd	3rd	4th	oT	Total
Ole Miss	21	23	14	17	0	75
Opponents	13	42	16	24	0	95

The Automated ScoreBook
Ole Miss Overall Individual Statistics (as of Sep 29, 2011)
All games

Rushing	gp-gs	att	gain	loss	net	avg	td	lg	avg/g
Jeff Scott	4-3	44	238	26	212	4.8	3	37	53.0
Brandon Bolden	3-1	17	67	5	62	3.6	0	11	20.7
Randall Mackey	3-0	17	78	24	54	3.2	0	25	18.0
Devin Thomas	4-0	12	54	0	54	4.5	1	16	13.5
Enrique Davis	1-0	12	33	5	28	2.3	0	11	28.0
N. Brassell	4-1	4	26	1	25	6.2	0	14	6.2
Barry Brunetti	1-1	3	13	0	13	4.3	0	10	13.0
Korvic Neat	2-0	4	9	2	7	1.8	0	6	3.5
H.R. Greer	4-1	1	1	0	1	1.0	0	1	0.2
Philander Moore	4-0	2	2	6	-4	-2.0	0	2	-1.0
TEAM	2-0	1	0	30	-30	-30.0	0	0	-15.0
Zack Stoudt	4-3	9	17	72	-55	-6.1	0	13	-13.8
Total	4	126	538	171	367	2.9	4	37	91.8
Opponents	4	174	933	131	802	4.6	5	77	200.5

Passing	gp-gs	effic	comp-att-int	pct	yds	td	lg	avg/g
Zack Stoudt	4-3	87.09	47-93-6	50.5	469	2	47	117.2
Randall Mackey	3-0	135.03	6-12-1	50.0	106	1	38	35.3
Barry Brunetti	1-1	77.87	2-3-0	66.7	4	0	6	4.0
Total	4	92.16	55-108-7	50.9	579	3	47	144.8
Opponents	4	119.28	69-116-7	59.5	796	5	69	199.0

Receiving	gp-gs	no.	yds	avg	td	lg	avg/g
Ja-Mes Logan	4-2	13	164	12.6	0	27	41.0
Donte Moncrief	4-4	9	150	16.7	2	47	37.5
Jeff Scott	4-3	8	36	4.5	0	16	9.0
Ferbia Allen	4-4	4	53	13.2	0	21	13.2
Jamal Mosley	4-3	4	26	6.5	1	21	6.5
Philander Moore	4-0	4	2	0.5	0	5	0.5
N. Brassell	4-1	3	58	19.3	0	37	14.5
Brandon Bolden	3-1	3	33	11.0	0	14	11.0
Derrick Herman	4-0	3	18	6.0	0	12	4.5
Vincent Sanders	3-0	2	34	17.0	0	26	11.3
Devin Thomas	4-0	1	5	5.0	0	5	1.2
H.R. Greer	4-1	1	0	0.0	0	0	0.0
Total	4	55	579	10.5	3	47	144.8
Opponents	4	69	796	11.5	5	69	199.0

Punt Returns	no.	yds	avg	td	lg
Jeff Scott	6	138	23.0	1	67
N. Brassell	1	84	84.0	1	84
Total	7	222	31.7	2	84
Opponents	9	46	5.1	0	27

Interceptions	no.	yds	avg	td	lg
Charles Sawyer	3	96	32.0	1	96
Marcus Temple	2	10	5.0	0	10
Damien Jackson	1	0	0.0	0	0
Wayne Dorsey	1	27	27.0	0	27
Total	7	133	19.0	1	96
Opponents	7	119	17.0	1	52

Kick Returns	no.	yds	avg	td	lg
Jeff Scott	8	131	16.4	0	25
T. Singleton	5	111	22.2	0	34
Derrick Herman	1	17	17.0	0	17
Total	14	259	18.5	0	34
Opponents	9	208	23.1	0	34

Fumble Returns	no.	yds	avg	td	lg
Total	0	0	0.0	0	0
Opponents	1	9	9.0	1	9

The Automated ScoreBook
Ole Miss Overall Individual Statistics (as of Sep 29, 2011)
All games

Scoring	td	fg	PAT				dpx	saf	pts
			kick	rush	rcv	pass			
Jeff Scott	4	-	-	-	-	-	-	24	
Bryson Rose	-	2-2	9-9	-	-	-	-	15	
Donte Moncrief	2	-	-	-	-	-	-	12	
Devin Thomas	1	-	-	-	-	-	-	6	
Jamal Mosley	1	-	-	-	-	-	-	6	
N. Brassell	1	-	-	-	-	-	-	6	
Charles Sawyer	1	-	-	-	-	-	-	6	
TEAM	-	-	0-1	-	-	-	-	0	
Total	10	2-2	9-10	-	-	-	-	75	
Opponents	12	3-7	12-12	-	-	-	-	95	

Total Offense	g	plays	rush	pass	total	avg/g
Zack Stoudt	4	102	-55	469	414	103.5
Jeff Scott	4	44	212	0	212	53.0
Randall Mackey	3	29	54	106	160	53.3
Brandon Bolden	3	17	62	0	62	20.7
Devin Thomas	4	12	54	0	54	13.5
Enrique Davis	1	12	28	0	28	28.0
N. Brassell	4	4	25	0	25	6.2
Barry Brunetti	1	6	13	4	17	17.0
Korvic Neat	2	4	7	0	7	3.5
H.R. Greer	4	1	1	0	1	0.2
Philander Moore	4	2	-4	0	-4	-1.0
TEAM	2	1	-30	0	-30	-15.0
Total	4	234	367	579	946	236.5
Opponents	4	290	802	796	1598	399.5

Field Goals	fg	pct.	01-19	20-29	30-39	40-49	50-99	lg	blk
Bryson Rose	2-2	100.0	0-0	2-2	0-0	0-0	0-0	29	0

FG Sequence	Ole Miss	Opponents
BYU	(20),(29)	31
Southern Illinois	-	(33)
Vanderbilt	-	-
Georgia	-	(36),48,48,35,(43)

Punting	no.	yds	avg	lg	tb	fc	i20	50+	blk
Tyler Campbell	24	1162	48.4	73	4	3	11	11	0
Total	24	1162	48.4	73	4	3	11	11	0
Opponents	16	752	47.0	64	1	1	6	8	0

Kickoffs	no.	yds	avg	tb	ob	retn	net	ydln
Andrew Ritter	15	1027	68.5	5	1			
Total	15	1027	68.5	5	1	23.1	47.9	22
Opponents	19	1202	63.3	4	1	18.5	45.4	24

Numbers in (parentheses) indicate field goal was made.

The Automated ScoreBook
Ole Miss Overall Individual Statistics (as of Sep 29, 2011)
All games

<u>All Purpose</u>	<u>g</u>	<u>rush</u>	<u>rcv</u>	<u>pr</u>	<u>kr</u>	<u>ir</u>	<u>total</u>	<u>avg/g</u>
Jeff Scott	4	212	36	138	131	0	517	129.2
N. Brassell	4	25	58	84	0	0	167	41.8
Ja-Mes Logan	4	0	164	0	0	0	164	41.0
Donte Moncrief	4	0	150	0	0	0	150	37.5
T. Singleton	3	0	0	0	111	0	111	37.0
Charles Sawyer	4	0	0	0	0	96	96	24.0
Brandon Bolden	3	62	33	0	0	0	95	31.7
Devin Thomas	4	54	5	0	0	0	59	14.8
Randall Mackey	3	54	0	0	0	0	54	18.0
Ferbia Allen	4	0	53	0	0	0	53	13.2
Derrick Herman	4	0	18	0	17	0	35	8.8
Vincent Sanders	3	0	34	0	0	0	34	11.3
Enrique Davis	1	28	0	0	0	0	28	28.0
Wayne Dorsey	4	0	0	0	0	27	27	6.8
Jamal Mosley	4	0	26	0	0	0	26	6.5
Barry Brunetti	1	13	0	0	0	0	13	13.0
Marcus Temple	4	0	0	0	0	10	10	2.5
Korvic Neat	2	7	0	0	0	0	7	3.5
H.R. Greer	4	1	0	0	0	0	1	0.2
Philander Moore	4	-4	2	0	0	0	-2	-0.5
TEAM	2	-30	0	0	0	0	-30	-15.0
Zack Stoudt	4	-55	0	0	0	0	-55	-13.8
Total	4	367	579	222	259	133	1560	390.0
Opponents	4	802	796	46	208	119	1971	492.8

The Automated ScoreBook
Ole Miss Overall Defensive Statistics (as of Sep 29, 2011)
All games

##	Defensive Leaders	gp-gs	Tackles				tfl/yds	Sacks no-yds	Pass defense			Fumbles		blkd	
			ua	a	tot				int-yds	brup	qbh	rcv-yds	ff	kick	saf
52	Mike Marry	4-3	27	15	42	3.5-22	2.0-18	.	.	1	
1B	Damien Jackson	4-3	16	15	31	1.5-7	.	1-0	
15	Joel Kight	4-4	9	15	24	1.5-4	
3B	Charles Sawyer	4-4	15	8	23	2.0-2	.	3-96	1	
20	Aaron Garbutt	4-4	12	9	21	1.0-1	.	.	.	2	
4	Marcus Temple	4-4	17	2	19	1.0-9	1.0-9	2-10	1	
7	Wayne Dorsey	4-4	10	5	15	4.0-11	2.0-8	1-27	2	.	.	1	.	.	
93	Justin Smith	4-4	8	7	15	1.0-4	0.5-3	
14	S. Bryant	4-0	8	6	14	1	.	.	
98	Uriah Grant	4-3	7	7	14	1.5-3	0.5-2	.	.	1	
44	Ralph Williams	4-1	4	9	13	1.0-2	
90	Gerald Rivers	4-2	5	3	8	3.0-8	1.0-2	.	.	3	
5A	Frank Crawford	4-1	1	6	7	0.5-1	
6	W. Pendleton	4-3	5	2	7	.	.	.	2	1	
23	Vincent Moss	4-0	6	.	6	1-0	.	.	.	
95	Bryon Bennett	4-1	4	1	5	2.0-7	
40	K. Lockett	4-2	1	4	5	1	
25	Cody Prewitt	4-0	3	1	4	
99	Gilbert Pena	4-0	1	2	3	
34	Brandon Bolden	3-1	3	.	3	
53	Jason Jones	2-0	2	1	3	1.0-4	
10	C.J. Johnson	3-0	2	.	2	
13	Brishen Mathews	2-0	2	.	2	
2	N. Brassell	4-1	2	.	2	.	.	.	2	.	1-0	1	.	.	
31	Rudy Wilson	3-0	1	.	1	1.0-2	
12	Donte Moncrief	4-4	.	1	1	
55	Cameron Whigham	2-0	.	1	1	
30	Kyle Horine	4-0	.	1	1	
26	Derrick Herman	4-0	.	1	1	
57	Terrell Brown	1-0	.	1	1	0.5-1	
24	Keith Lewis	4-0	1	.	1	
96	Andrew Ritter	4-0	1	.	1	
92	Carlton Martin	4-0	.	1	1	
3A	Jeff Scott	4-3	1	.	1	
21	Senquez Golson	4-1	1	.	1	
Total		4	175	124	299	26-88	7-42	7-133	8	9	2-0	3	.	.	
Opponents		4	139	82	221	31-131	9-74	7-119	18	6	3-9	2	.	1	

The Automated ScoreBook
Ole Miss Team Game-by-Game (as of Sep 29, 2011)
All games

TEAM STATISTICS

Date	Opponent	Rushing				Receiving				Passing				Kick Returns				Punt Returns				tot off
		no.	yds	td	lg	no.	yds	td	lg	cmp-att-int	yds	td	lg	no.	yds	td	lg	no.	yds	td	lg	
Sep 03	BYU	28	69	0	11	16	145	0	24	16-29-0	145	0	24	2	27	0	15	1	44	0	44	214
Sep 10	SOUTHERN ILLINOIS	40	179	4	37	12	136	1	26	12-19-0	136	1	26	5	104	0	34	2	63	1	67	315
Sep 17	at Vanderbilt	32	85	0	16	15	149	1	47	15-30-5	149	1	47	4	78	0	25	1	13	0	13	234
Sep 24	GEORGIA	26	34	0	14	12	149	1	38	12-30-2	149	1	38	3	50	0	19	3	102	1	84	183
Ole Miss		126	367	4	37	55	579	3	47	55-108-7	579	3	47	14	259	0	34	7	222	2	84	946
		174	802	5	77	69	796	5	69	69-116-7	796	5	69	9	208	0	34	9	46	0	27	1598

Games played: 4
 Avg per rush: 2.9
 Avg per catch: 10.5
 Pass efficiency: 92.16
 Kick ret avg: 18.5
 Punt ret avg: 31.7
 All purpose avg/game: 390.0
 Total offense avg/gm: 236.5

Date	Opponent	Tackles				Sacks no-yds	Fumble		Pass Defense			Blkd kick	PAT Attempts					
		ua	a	total	tfl-yds		ff	fr-yds	int-yds	qbh	brup		kick	rush	rcv	saf	pts	
Sep 03	BYU	36	38	74	3.0-14	1.0-9	0	0-0	1-96	2	2	0	1-1	0	0	0	0	13
Sep 10	SOUTHERN ILLINOIS	38	20	58	5.0-6	1.0-1	0	0-0	4-37	3	1	0	6-6	0	0	0	0	42
Sep 17	at Vanderbilt	50	32	82	8.0-37	2.0-17	3	2-0	1-0	3	3	0	1-1	0	0	0	0	7
Sep 24	GEORGIA	51	34	85	10.0-31	3.0-15	0	0-0	1-0	1	2	0	1-2	0	0	0	0	13
Ole Miss		175	124	299	26.0-88	7.0-42	3	2-0	7-133	9	8	0	9-10	0	0	0	0	75
		139	82	221	31.0-131	9.0-74	2	3-9	7-119	6	18	0	12-12	0	0	1	95	

Date	Opponent	Punting							Field Goals			Kickoffs						
		no.	yds	avg	long	blkd	tb	fc	50+	i20	md-att	long	blkd	no.	yds	avg	tb	ob
Sep 03	BYU	4	227	56.8	73	0	1	0	3	1	2-2	29	0	4	280	70.0	2	0
Sep 10	SOUTHERN ILLINOIS	5	211	42.2	49	0	0	0	0	4	0-0	0	0	7	472	67.4	3	1
Sep 17	at Vanderbilt	6	267	44.5	62	0	1	2	2	3	0-0	0	0	2	142	71.0	0	0
Sep 24	GEORGIA	9	457	50.8	57	0	2	1	6	3	0-0	0	0	2	133	66.5	0	0
Ole Miss		24	1162	48.4	73	0	4	3	11	11	2-2	29	0	15	1027	68.5	5	1
		16	752	47.0	64	0	1	1	8	6	3-7	43	0	19	1202	63.3	4	1

2011 BREAKDOWN

Category	2011
Record	1-3
SEC	0-2
vs. SEC West	0-0
vs. SEC East	0-2
Non-Conference	1-1
vs. independents	0-1
vs. MVC	1-0
vs. WAC	0-0
Home	1-2
Away	0-1
Neutral	0-0
Day Games	1-3
Night Games (6 p.m. start or later)	0-0
vs. Top 25 teams	0-0
TV games	0-3
on ESPN	0-1
on SEC Network	0-2
When scoring first	1-1
When opponents score first	0-2
When leading at halftime	1-1
When trailing at halftime	0-2
When tied at halftime	0-0
When leading after third quarter	1-1
When trailing after third quarter	0-2
When tied after third quarter	0-0
In overtime games	0-0
When scoring less than 20 points	0-3
When scoring 20+ points	1-0
When scoring 30+ points	1-0
When allowing less than 20 points	0-1
When allowing 20+ points	1-2
When allowing 30+ points	0-1
When rushing for <100 yards	0-3
When rushing for 100+ yards	1-0
When rushing for 200+ yards	0-0
When passing for 200+ yards	0-0
When passing for 250+ yards	0-0
When passing for 300+ yards	0-0
When totaling <300 yds total offense	0-3
When gaining 300+ yds total offense.	1-0
When allowing <100 yds rushing	0-1
When allowing 100+ yds rushing	1-2
When allowing 200+ yds rushing	1-2
When allowing <200 yds passing	0-1
When allowing 200+ yards passing	0-2
When allowing 250+ yards passing	0-1
When allowing 300+ yards passing	0-0
When allowing <300 yds total offense	0-0
When allowing 300+ yds total offense	1-3
When having a 100-yard rusher	1-0
When opp. have a 100-yard rusher	1-2
When having no turnovers	0-0
When having less than 3 turnovers	1-2
When having 3 or more turnovers	0-1
When having no takeaways	0-0
When having <3 takeaways	0-2
When having 3 or more takeaways	1-1
When having more than 30:00 TOP	0-0
When having less than 30:00 TOP	1-3

SCORING DRIVES

vs. BYU					
Started at	Plays	Yards	Time	Result	
Ole Miss 48	9	49	2:05	FG	
Ole Miss 20	11	70	4:28	FG	
vs. Southern Illinois					
Started at	Plays	Yards	Time	Result	
Ole Miss 25	8	75	3:40	TD	
Southern Illinois 4	1	4	0:06	TD	
Ole Miss 38	12	62	5:55	TD	
Southern Illinois 13	2	13	0:40	TD	
Ole Miss 36	7	64	2:35	TD	
at Vanderbilt					
Started at	Plays	Yards	Time	Result	
Vanderbilt 48	2	48	0:37	TD	
vs. Georgia					
Started at	Plays	Yards	Time	Result	
Ole Miss 20	3	80	1:01	TD	

CHARTING THE BIG PLAYS

— RUSHING —						
Player	10-19	20-29	30-39	40-49	50+	Total
Scott	5	1	1			7
Bolden	2					2
Brassell	2					2
Mackey		1				1
Thomas	1					1
Brunetti	1					1
Davis	1					1
Stoudt	1					1
TOTAL	13	2	1	0	0	15
— PASSING —						
Player	10-19	20-29	30-39	40-49	50+	Total
Stoudt	16	5		1		22
Mackey	1		2			3
TOTAL	17	5	2	1	0	25

— RECEIVING —						
Player	10-19	20-29	30-39	40-49	50+	Total
Logan	6	2				8
Moncrief	4	1	1	1		7
Allen	2	1				3
Brassell	1		1			2
Bolden	2					2
Mosley		1				1
Sanders		1				1
Herman	1					1
Scott	1					1
TOTAL	17	6	2	1	0	26

IN THE RED ZONE

When the offense moves the ball inside the opponent's 20-yard line, the offense is considered to be in the "red zone," and in prime scoring position. The following chart shows how the Rebel offense performs inside the "red zone" during the 2010 season:

Game	Chances	TD	FG	TO	Downs	Missed FG	Half
BYU	2	0	2	0	0	0	0
Southern Illinois	4	4	0	0	0	0	0
Vanderbilt	1	0	0	1	0	0	0
Georgia	0	0	0	0	0	0	0
Totals	7	4	2	1	0	0	0
Opp. Totals	13	7	2	2	0	2	0

Ole Miss Scoring Percentage: 0.857 (6-of-7)
Opponents Scoring Percentage: .692 (9-of-13)

Ole Miss Points Scored: 30
Opponents Points Scored: 48

MISCELLANEOUS REBEL RECORDS

THE LAST TIME OLE MISS HAD . . .

30 or more first downs	Arkansas, 2009 (31)
500 yards rushing	Auburn, 1951 (515)
400 yards rushing	Fresno State, 2010 (425)
300 yards rushing	Fresno State, 2010 (425)
200 yards rushing	LSU, 2010 (236)
400 yards passing	Texas Tech, 2003 (409)
300 yards passing	Arkansas, 2010 (327)
600 yards total offense	Louisiana-Monroe, 2003 (612)
500 yards total offense	Arkansas, 2010 (512)
90 plays total offense	Wyoming, 2004 (100)
Four passes intercepted	Vanderbilt, 2011 (5)
Four pass interceptions	Southern Illinois, 2011 (4)
10 sacks	Mississippi State, 2008 (11)
10 penalties	Alabama, 2010 (12)
100 yards in penalties	Alabama, 2010 (106)
50 points	Fresno State, 2010 (55)
99 yard scoring drive	Memphis State, 1989 (12 plays)
90-plus yard scoring drive	LSU, 2010 (90 yards, 11 plays; Jeremiah Masoli 22-yard run)

THE LAST TIME OLE MISS HELD ITS OPPONENT TO . . .

Less than 10 first downs	Mississippi State, 2008 (8)
10 first downs	Mississippi State, 2006 (10)
Negative yards rushing	Mississippi State, 2008 (-64)
10 yards rushing	Georgia, 1993 (1)
100 yards (or less) rushing	BYU, 2011 (91)
Zero yards passing	Alabama, 1988
No pass completions	Alabama, 1988
10 yards passing	Georgia, 1977 (7)
10 pass attempts	Wake Forest, 2006 (5)
Zero yards total offense	Sewanee, 1938
50 yards (or less) total offense	Mississippi State, 2008 (24)
75 yards (or less) total offense	Mississippi State, 2008 (24)
150 yards (or less) total offense	Mississippi State, 2008 (24)
200 yards (or less) total offense	Mississippi State, 2008 (24)
No touchdowns	Southeastern Louisiana, 2009 (6 points)

THE LAST TIME OLE MISS . . .

Had two passers throw for 100 yards	Jacksonville State, 2010 (Nathan Stanley 133, Jeremiah Masoli 109)
Had two passers complete 10 passes	Auburn, 2005 (Micheal Spurlock, 10-18, Ethan Flatt, 11-17)
Had two runners rush for 100 yards	Louisiana, 2010 (Brandon Bolden 136, Enrique Davis 116)
Had two receivers over 100 receiving yards	Louisiana-Monroe, 2003 (Chris Collins 121, Taye Biddle 105)
Had two receivers catch 10 passes	Arkansas, 2002 (Bill Flowers 11, Chris Collins 10)
Had four receivers catch five passes	Georgia, 1997 (John Avery 8, Andre Rone 6, Cory Peterson 6, Rufus French 5)
Had three receivers catch five passes	Missouri, 2007 (Mike Wallace 7, Marshay Green 5, Shay Hodge 5)
Had two receivers catch five passes	Missouri, 2007 (Mike Wallace 7, Marshay Green 5, Shay Hodge 5)
Had a 100-yard rusher and a 100-yard receiver	LSU, 2009 (Dexter McCluster 148 yards rushing/Shay Hodge 117 yards receiving)
Had two players with 200 all-purpose yards	Missouri, 2007 (BenJarvus Green-Ellis 226, Marshay Green 208)
Returned a punt for a TD	Georgia (Nickolas Brassell, 81 yards)
Returned a kickoff for a TD	Auburn, 2009 (Jesse Grandy, 82 yards)
Returned an interception for a TD	BYU, 2011 (Charles Sawyer, 96 yards)
Returned two interceptions for TDs	Northern Illinois, 1993 (Alundis Brice, 37 yards; Antonious Bonner, 46 yards)
Returned a fumble for a TD	Citadel, 2005 (Travis Johnson, 16 yards)
Recovered a fumble for a TD	SMU, 1998 (Michael Boone)
Blocked a punt	Alabama, 2007 (Dustin Mouzon)
Blocked a punt for a TD	Memphis, 2007 (Kendrick Lewis recovered Brandon Sutherland's blocked punt)
Blocked an opponents' FG attempt	Fresno State, 2010 (Allen Walker blocked Goessling's 46-yard attempt)
Blocked an opponents' FG attempt for a TD	Louisiana Tech, 2007 (Brandon Jenkins blocked D. Horwedel's 36-yard attempt, Dustin Mouzon 55-yard return)
Blocked two opponents' FG attempts	Northern Arizona, 2009
Had a punt blocked	Alabama, 2009
Had a punt blocked for a TD	Alabama, 2003

Had a kickoff returned for a TD	Auburn, 2010
Had a punt returned for a TD	Arkansas, 2010
Had an interception returned for a TD	Vanderbilt, 2011
Had a fumble returned for a TD	BYU, 2011
Missed a PAT kick	Mississippi State, 2010
Had a PAT kick blocked	Mississippi State, 2010
Had a PAT kick blocked and returned for a two-point conversion	Auburn, 2009
Blocked an opponent's PAT kick	Florida, 2008 (Kentrell Lockett blocked J. Phillip's attempt)
A successful two-point conversion	Arkansas, 2007 (Mike Wallace pass from Brent Scheaffer, 4th quarter)
Had a field goal attempt blocked	LSU, 2009 (Joshua Shene's 45-yard attempt)
Had two field goal attempts blocked	Kentucky, 2005 (Robert Bass' 39-yr attempt, Matt Hinkle's 44-yard attempt)
Gained a first down off a fake field goal attempt	Georgia, 1995
Scored a touchdown off a fake field goal attempt	Alabama, 2008 (Jason Cook 9-yard pass from Rob Park)
Gained a first down off a fake punt	Mississippi State, 2009 (Reggie Hicks 20-yard pass from Billy Tapp)
Recovered an onside kick	Georgia, 2011 (Charles Sawyer)
Shut out an opponent	Mississippi State, 2008 (45-0)
Was shut out	Arkansas, 1998 (34-0)
Played an overtime game	Jacksonville State, 2010 (L, 48-49)
Scored a safety	Texas Tech, 2008 (Patrick Trahan sacks Graham Harrell in the end zone)
Scored 2 safeties in the same game	Northern Illinois, 1993 (team)
Gave up a safety	Vanderbilt, 2011
Had no turnovers	Kentucky, 2010
Had no penalties	Jacksonville State, 2010
Defeated a nationally ranked team	Oklahoma State, 2009 (21-7, #21 Associated Press; #18 ESPN/USAToday Coaches)
Was ranked in top 25	Final 2009 (#20 AP; #21 ESPN/USAToday Coaches)
Ended the year ranked in top 25	2009 (#20 AP; #21 ESPN/USAToday Coaches)

THE LAST TIME AN OLE MISS PLAYER . . .

Rushed 30 times	BenJarvus Green-Ellis vs. Missouri, 2007 (33)
Rushed 25 times	Dexter McCluster vs. Tennessee, 2009 (25)
Rushed for 250 yards	Dexter McCluster vs. Tennessee, 2009 (282)
Rushed for 200 yards	Brandon Bolden vs. Fresno State, 2010 (228)
Rushed for 150 yards	Brandon Bolden vs. Fresno State, 2010 (228)
Rushed for 100 yards	Jeff Scott vs. Southern Illinois, 2011 (118)
Passed for 400 yards	Eli Manning vs. Texas Tech, 2003 (409)
Passed for 300 yards	Jeremiah Masoli at Arkansas, 2010 (327)
Attempted 50 passes	Eli Manning vs. Arkansas, 2002 (56)
Attempted 40 passes	Jeremiah Masoli vs. Mississippi State, 2010 (44)
Attempted 30 passes	Jeremiah Masoli vs. Auburn, 2010 (33)
Completed 30 passes	Eli Manning vs. South Carolina, 2003 (30)
Completed 20 passes	Jeremiah Masoli vs. Mississippi State, 2010 (24)
Passed for 4 or more TDs	Jevan Snead vs. Mississippi State, 2008 (4)
Threw 3 or more interceptions	Zack Stoudt at Vanderbilt, 2011 (5)
Had 400 yards Total Offense	Jeremiah Masoli at Arkansas, 2010 (425)
Had 300 yards Total Offense	Jeremiah Masoli at Arkansas, 2010 (425)
Had 100 yards rushing and passing	Jeremiah Masoli vs. Vanderbilt, 2010 (104 rushing, 190 passing)
Had 100 yards rushing and receiving	Dexter McCluster vs. Arkansas, 2009 (123 rushing, 137 receiving)
Had 250 All-Purpose Yards	Dexter McCluster vs. Tennessee, 2009 (324)
Had 200 All-Purpose Yards	Jeff Scott vs. Southern Illinois, 2011 (210)
Caught 10 passes	Mike Espy vs. Tennessee, 2005 (10)
Caught 9 passes	Mike Espy vs. Auburn, 2005 (9)
Had 100 receiving yards	Markeith Summers at Arkansas, 2010 (104)
Scored 10 points kicking	Bryson Rose vs. Louisiana, 2010 (19)
Scored 4 touchdowns rushing	Dexter McCluster vs. Tennessee, 2009
Scored 3 touchdowns rushing	Jeff Scott vs. Southern Illinois, 2011
Scored 2 touchdowns rushing	Jeff Scott vs. Southern Illinois, 2011 (3)
Scored 3 touchdowns receiving	Chris Collins vs. Auburn, 2002
Scored 2 touchdowns receiving	Markeith Summers at Arkansas, 2010
Intercepted 3 passes	Don Price vs. Vanderbilt, 1986 (3)
Intercepted 2 passes	Dustin Mouzon vs. Memphis, 2007 (2)
Forced 3 fumbles	Rory Johnson vs. Vanderbilt, 2006 (3)
Recovered 2 fumbles	Rory Johnson vs. Vanderbilt, 2006 (2)
Punted for a 70-yard game average	Bill Smith vs. Southern Miss, 1984 (2-84.5)
Kicked a 45-yard Field Goal	Joshua Shene vs. LSU, 2009 (45)
Kicked a 50-yard Field Goal	Joshua Shene vs. Auburn, 2007 (51)
Kicked five field goals in game	Bryson Rose vs. Louisiana, 2010 (5)
Kicked four field goals in game	Bryson Rose vs. Louisiana, 2010 (5)

BYU 14, OLE MISS 13

Game #1 • Sept. 3, 2011

Attendance: 55,124 • Vaught-Hemingway Stadium • Oxford, Miss.

OXFORD, Miss. - Defensive back Charles Sawyer returned an interception 96 yards for a touchdown, but BYU rallied to defeat Ole Miss 14-13 in front of 55,127 at Vaught-Hemingway Stadium in the season opener for both teams.

Ole Miss led 3-0 at halftime and stretched it to 10-0 with 8:34 left in the third quarter on a 96-yard interception return for a touchdown by Sawyer.

BYU trailed 13-0 early in the fourth quarter, but Jake Heaps hit Ross Apo for a 19-yard touchdown with 9:52 remaining to pull within 13-7. Less than five minutes later, BYU's defensive pressure forced Ole Miss quarterback Zack Stoudt to fumble, and Van Noy jumped on the football to cap a stunning comeback.

BYU won its first game as an independent after leaving the Mountain West Conference last year. Heaps completed 24 of 38 passes for 225 yards, one touchdown and one interception. The Cougars outgained the Rebels 318-208.

The first half was full of punts, defense and missed opportunities. BYU gained just 102 yards while Ole Miss managed just 93. Bryson Rose kicked a 20-yard field goal with 49 seconds left in the first half to give the Rebels a 3-0 halftime lead.

Ole Miss sophomore Barry Brunetti started at quarterback before giving way to Zack Stoudt late in the second quarter.

Stoudt's presence immediately energized the Rebels. The junior completed two passes for a combined 21 yards on his first drive, which ended in Rose's field goal just before the half. Stoudt finished 13 of 25 passing for 140 yards.

But the Rebels really didn't get going until Sawyer's interception, which stretched the lead to 10-0 and was the program's longest interception return for a touchdown since 2007. Another Rose field goal stretched the Rebels' lead to 13-0 early in the fourth quarter.

But the Cougars kept pounding away, with a 69-57 advantage in offensive plays. By the fourth quarter, the Rebels' defense looked gassed, and didn't have an answer for the BYU offense.

The biggest play was Stoudt's fumble. Three BYU defenders converged on Stoudt, slamming him to the turf as the ball popped loose. Van Noy took advantage of the opportunity, pouncing on the bouncing ball to lead the Cougars to the victory.

BYU	0	0	0	14	—	14
Ole Miss	0	3	7	3	—	13
1st Quarter						
(None)						
2nd Quarter						
0:49	UM	B. Rose 20-yard field goal				
3rd Quarter						
8:34	UM	C. Sawyer 96-yard interception return (B. Rose kick)				
4th Quarter						
14:15	UM	B. Rose 29-yard field goal				
9:52	BYU	R. Apo 19-yard pass from J. Heaps (J. Sorensen kick)				
5:09	BYU	K. Van Noy 3-yard fumble return (J. Sorensen kick)				

Team Stats	BYU	UM	Individual Leaders
First Downs	20	13	Rushing
Rushes-Yards	31-91	28-63	BYU: J. DiLuigi, 12-56
Passing Yards	225	145	B. Kariya, 11-35
Att.-Comp.-Int.	38-24-1	29-16-0	UM: E. Davis, 12-33
Total Plays-Yards	69-316	57-208	B. Bolden, 4-21
Fumbles-Lost	0-0	2-2	Passing
Penalties-Yards	6-40	4-40	BYU: J. Heaps, 38-24-1-225
Punts-Average	5-36.2	4-56.8	UM: Z. Stoudt, 26-14-0-141
Punt Returns	3-29	1-44	Brunetti, 3-2-0-4
KO Returns	2-52	2-27	Receiving
Interceptions	0-0	1-96	BYU: J. DiLuigi, 5-32
Possession Time	34:37	25:23	R. Apo, 4-46
3rd Down Conv.	6/13	3/12	J. Logan, 4-52
4th Down Conv.	0/0	0/2	D. Moncrief, 3-16
Sacks By-Yards	1-12	1-9	J. Scott, 2-25

OLE MISS 42, SOUTHERN ILLINOIS 24

Game #2 • Sept. 10, 2011

Attendance: 58,504 • Vaught-Hemingway Stadium • Oxford, Miss.

OXFORD, Miss. (AP) - Jeff Scott waited more than a season for a chance to be Ole Miss' featured running back. Four touchdowns later, the sophomore certainly made the most of his opportunity.

The 5-foot-7, 175-pound Scott rushed for three touchdowns and added another on a punt return, turning in a spectacular performance as Ole Miss downed Southern Illinois 42-24 on Saturday night.

Scott scored three touchdowns in the first six minutes of the game with the third coming on a 67-yard punt return that ended with him tip-toeing down the right sideline and just inside the bright orange pylon. It gave Ole Miss a 21-0 lead and the rout appeared to be well underway.

But the rest of the game wasn't as easy. Ole Miss (1-1) had a 35-10 lead early in the third quarter before Southern Illinois responded with two touchdown drives in the second half to pull within 35-24.

Steve Strother rushed for 116 yards for Southern Illinois (1-1), but the Salukis couldn't overcome four interceptions thrown by Paul McIntosh.

Ole Miss was playing without its top two running backs - seniors Brandon Bolden and Enrique Davis - after the pair suffered injuries in last week's season opener against BYU. But Scott was stellar in their place, rushing for touchdowns of 37 and 4 yards in the opening minutes before the punt return for a touchdown pushed the Rebels' lead to 21-0 with 9:09 remaining in the first half.

Scott's fourth touchdown of the night stretched the Rebels' lead to 35-10 with 10:23 left in the third quarter, but SIU responded with two touchdowns to pull within 35-24 with 6:39 remaining in the fourth quarter.

Zack Stoudt was decent in his first start as the Ole Miss quarterback, completing 11 of 18 passes for 118 yards and a touchdown.

Randall Mackey also saw his first action behind center, completing his only pass attempt for 18 yards and rushing for 36 yards on six carries.

Southern Illinois outgained Ole Miss 420-315. But Ole Miss coach Houston Nutt didn't dwell on the less-than-stellar numbers.

Southern Illinois	3	7	7	7	—	24
Ole Miss	21	7	7	7	—	42
1st Quarter						
11:20	UM	J. Scott 37-yard run (B. Rose kick)				
10:51	UM	J. Scott 4-yard run (B. Rose kick)				
09:09	UM	J. Scott 67-yard punt return (B. Rose kick)				
03:01	SIU	J. MacLachlan 33-yard field goal				
2nd Quarter						
11:58	UM	J. Mosley 3-yard pass from Z. Stoudt (B. Rose kick)				
03:09	SIU	J. Hampton 2-yard run (J. MacLachlan kick)				
3rd Quarter						
10:23	UM	J. Scott 7-yard run (B. Rose kick)				
00:03	SIU	R. Hicks 1-yard pass from P. McIntosh (J. MacLachlan kick)				
4th Quarter						
06:39	SIU	C. Fuller 31-yard pass from P. McIntosh (J. MacLachlan kick)				
01:28	UM	D. Thomas 3-yard run (B. Rose kick)				

Team Stats	SIU	UM	Individual Leaders
First Down	19	10	Rushing
Rushes-Yards	38-223	40-179	SIU: S. Strother, 10-116
Passing Yards	197	136	P. McIntosh, 14-80
Att.-Comp.-Int.	14-30-4	12-19-0	UM: J. Scott, 16-118
Total Plays-Yards	420	315	D. Thomas, 9-42
Fumbles-Lost	0-0	2-1	Passing
Penalties-Yards	5-44	8-85	SIU: P. McIntosh, 30-14-4-197
Punts-Average	47.7	42.2	UM: Z. Stoudt, 18-11-0-118
Punt Returns	1-0	2-63	R. Mackey, 1-1-0-18
KO Returns	3-78	5-104	Receiving
Interceptions	0-0	4-37	SIU: J. Lantz, 4-75
Possession Time	30:57	29:03	L. Standiford, 2-60
3rd Down Conv.	7/15	3/9	UM: J. Logan, 4-54
4th Down Conv.	3/3	0/0	D. Moncrief, 2-19
Sacks By-Yards	3-19	1-1	J. Mosley, 2-5

VANDERBILT 30, OLE MISS 7

Game #3 • Sept. 17, 2011
Attendance: 34,579 • Vanderbilt Stadium • Nashville, Tenn.

NASHVILLE, Tenn. (AP) - Vanderbilt scored 21 straight in the second quarter, as Ole Miss dropped its Southeastern Conference opener to the Commodores 30-7 here Saturday at Vanderbilt Stadium.

The win marks Vanderbilt's first 3-0 start since 2008 when the Commodores won their first bowl since 1955. The Commodores also beat Ole Miss (1-2) in the Southeastern Conference opener for both teams for their fifth win in seven years in this series.

The Commodores outgained Ole Miss 387-234 in total offense. Running back Zac Stacy rushed for 169 yards, including a 77-yard TD run.

Vanderbilt picked off five passes, all off Zack Stoudt, and Trey Wilson's interception return for a TD is the Commodores' third this season. Stoudt came through with a 47-yard TD pass to Donte Moncrief with 2:15 left to avoid being shut out by Vandy for the first time since 1946.

The Commodores got going late in the second and took control. Stacy picked up 26 yards after Smith handed the ball off to the running back using his left, non-throwing hand, almost directly behind him in a bit of nice misdirection. Smith finished off the drive on an option keeper for 19 yards and a 7-0 lead with 5:40 left in the second quarter.

With Ole Miss facing third-and-15, defensive end Walker May hurried Stoudt into a throw that went straight to Wilson, and the Vanderbilt cornerback ran it back up the left sideline for a 14-0 lead with 4:39 remaining. It was Wilson's second TD off an interception this season and the third overall for Vanderbilt - the first time the Commodores have had three of those in a season.

After another Ole Miss three-and-out, Seymour pushed his way in to finish off a 9-yard TD and a 21-0 lead that had Commodores' fans celebrating a rare early lead.

Ole Miss	0	0	0	7	—	7
Vanderbilt	0	21	9	0	—	30

1st Quarter
(No Scoring)

2nd Quarter
5:40 VU L. Smith 19-yard run (C. Spear kick)
4:38 VU T. Wilson 52-yard interception return (C. Spear kick)
0:25 VU J. Seymour 9-yard run (C. Spear kick)

3rd Quarter
13:59 VU TEAM safety
1:24 VU Z. Stacy 77-yard run (C. Spear kick)

4th Quarter
2:15 UM D. Moncrief 47-yard pass from Z. Stoudt (B. Rose kick)

Team Stats	UM	VU
First Down	13	19
Rushes-Yards	32-85	49-281
Passing Yards	149	106
Att.-Comp.-Int.	15-30-5	14-22-1
Total Plays-Yards	62-234	71-387
Fumbles-Lost	1-0	4-2
Penalties-Yards	6-51	7-40
Punts-Average	6-44.5	4.51.8
Punt Returns	1-13	3-17
KO Returns	4-78	2-45
Interceptions	1-0	5-93
Possession Time	28:14	31:46
3rd Down Conv.	4-14	4-12
4th Down Conv.	1-2	0-2
Sacks By-Yards	2-17	1-1

Individual Leaders

Rushing
UM: J. Scott, 15-43
B. Bolden, 8-39
VU: Z. Stacy, 11-169
J. Seymour, 16-60

Passing
UM: Z. Stoudt, 26-13-5-139
R. Mackey, 4-2-0-10
VU: L. Smith, 20-13-1-103

Receiving
UM: J. Logan, 3-48
B. Bolden, 2-20
D. Moncrief, 1-47
VU: W. Tate, 4-26
C. Boyd, 3-18

GEORGIA 27, OLE MISS 13

Game #4 • Sept. 24, 2011
Attendance: 58,042 • Vaught-Hemingway Stadium • Oxford, Miss.

OXFORD, Miss. (AP) - Ole Miss could not overcome a big Georgia first half in a 27-13 setback on Saturday at Vaught-Hemingway Stadium.

The Bulldogs jumped out to a 17-0 lead by midway through the second quarter and took a 24-13 lead into halftime. Bulldogs' kicker Blair Walsh missed three field goals in the second half, but the Ole Miss offense could never capitalize.

Freshman Isaiah Crowell had several big gains on the ground, and Andy Murray's 2-yard touchdown pass to Orson Charles gave the Bulldogs a 17-0 lead with 6:01 in the second quarter.

But the Rebels responded with a flurry. After a reverse handoff, Randall Mackey hit a wide-open Donte Moncrief for a 38-yard touchdown to pull within 17-7. Then Ole Miss immediately recovered an onside kick and the Vaught-Hemingway Stadium crowd of 58,042 had something to cheer about.

The momentum was short lived. Mackey threw an interception three plays later.

Both of the Rebels' touchdowns came after a reverse. Mackey threw a 38-yard touchdown pass to Moncrief after taking a handoff from running back Jeff Scott. Nick Brassell scored on an 81-yard punt return after Scott caught the punt, ran across the field and handed off to Brassell.

Scott appeared to give the Rebels a second punt return for a score in the game's final minute, but the 67-yard TD return was called back on a blocking penalty.

The Rebels rotated Zack Stoudt and Mackey throughout the game. Stoudt completed just 7 of 23 passes for 71 yards and an interception. Mackey completed 3 of 7 passes for 78 yards, a touchdown and an interception.

Murray completed 17 of 26 passes for 268 yards and two touchdowns. Crowell rushed for 147 yards on 30 carries, helping the Bulldogs (2-2, 1-1 Southeastern Conference) grind to the road victory. Malcolm Mitchell caught three passes for 93 yards as the Bulldogs gained 475 total yards.

Georgia	10	14	0	3	—	27
Ole Miss	0	13	0	0	—	13

1st Quarter
6:52 UG B. Walsh 36-yard field goal
1:08 UG A. Murray 1-yard run (B. Walsh kick)

2nd Quarter
6:01 UG O. Charles 2-yard pass from A. Murray (B. Walsh kick)
5:00 UM D. Moncrief 38-yard pass from R. Mackey (B. Walsh kick)
2:38 UG A. White 35-yard pass from A. Murray (B. Walsh kick)
0:49 UM N. Brassell 81-yard punt return (kick failed)

3rd Quarter
None

4th Quarter
4:16 UG B. Walsh 43-yard field goal

Team Stats	UG	UM
First Down	25	8
Rushes-Yards	56-207	26-34
Passing Yards	268	149
Att.-Comp.-Int.	26-17-1	30-12-2
Total Plays-Yards	82-475	56-183
Fumbles-Lost	2-0	0-0
Penalties-Yards	4-30	8-69
Punts-Average	4-55.2	9-50.8
Punt Returns	2-0	3-102
KO Returns	2-33	3-50
Interceptions	2-26	1-0
Possession Time	38:36	21:17
3rd Down Conv.	8-18	3-14
4th Down Conv.	1-1	0-1
Sacks By-Yards	4-42	3-15

Individual Leaders

Rushing
UG: I. Crowell, 30-147
R. Samuel, 10-40
UM: J. Scott, 8-34
N. Brassell, 1-14

Passing
UG: A. Murray, 26-17-1-268
UM: Z. Stoudt, 23-9-1-71
R. Mackey, 7-3-1-78

Receiving
UG: O. Charles, 5-59
M. Mitchell, 3-52
UM: D. Moncrief, 3-68
N. Brassell, 2-52

83 - FERBIA ALLEN

6-4 • 250 • Jr.-2L • TE
Pine Bluff, Ark. (Dollarway)

Has played in and started four games ... vs. *BYU* (9/3): Earned the starting nod at tight end and pulled in one catch for 13 yards ... vs. *Southern Illinois* (9/10): Caught one pass for 21 yards in start ... at *Vanderbilt* (9/17): Pulled in two receptions for 19 yards in start ... vs. *Georgia* (9/24): Started but did not catch a pass.

ALLEN'S CAREER STATISTICS

—RECEIVING—

Year	G-S	Rec	Yds	TD	Lg	Avg.
2009	13-5	6	46	0	13	7.7
2010	12-8	5	51	1	27	10.2
2011	4-4	4	53	0	21	13.2
Total	29-17	15	150	1	27	10.0

ALLEN'S CAREER HIGHS

RECEPTIONS: 3, vs. Southeastern La. (9/19/09)
RECEIVING YARDS: 29, vs. Southeastern La. (9/19/09)
LONG RECEPTION: 27, vs. Jacksonville State (9/4/10)
RECEIVING TDs: 1, vs. Kentucky (10/2/10)

86 - TYLER BAKER

5-9 • 180 • Fr.-HS • WR
Bullard, Texas (Brook Hill School)

Has not seen action ... Non-scholarship player who joined the team this fall.

29 - ABDULAI BANGURA

5-8 • 177 • Fr.-HS • CB
Takoma Park, Md. (Eleanor Roosevelt)

Has not seen action ... Non-scholarship player who joined the team prior to spring drills.

68 - JUSTIN BELL

6-2 • 337 • Fr.-HS • OL
Jackson, Miss. (Callaway)

Has not seen action ... Member of the 2011 signing class.

95 - BRYON BENNETT

6-2 • 294 • Fr.-RS • DT
Madison, Miss. (Madison Central)

Has played in four games with one start ... vs. *BYU* (9/3): Assisted on a tackle ... vs. *Southern Illinois* (9/10): Saw action ... at *Vanderbilt* (9/17): Made one tackle ... vs. *Georgia* (9/24): Made first career start at nose tackle and recorded three solo tackles and 2.0 TFLs.

BENNETT'S CAREER STATISTICS

—DEFENSE—

Year	G-S	UT	AT	TT	TFL-YDS	Sacks-Yds
2011	4-1	4	1	5	2.0-7	0.0-0
Total	4-1	4	1	5	2.0-7	0.0-0

Year	CF	FR	PD	PRES	INT	BLK
2011	0	0	0	0	0	0
Total	0	0	0	0	0	0

BENNETT'S CAREER HIGHS

TACKLES: 3, vs. Georgia (9/24/11)
SOLO TACKLES: 3, vs. Georgia (9/24/11)
TACKLES FOR LOSS: 2.0, vs. Georgia (9/24/11)

48 - JUSTIN BIGHAM

6-4 • 240 • So.-Sq • FB
Southaven, Miss. (DeWitt)

Has played in three games on special teams ... vs. *Southern Illinois* (9/10): Saw his first career action when he played on special teams ... at *Vanderbilt* (9/17): Saw action ... vs. *Georgia* (9/24): Saw action ... Non-scholarship player who joined the team in 2009.

BIGHAM'S CAREER STATISTICS

—RUSHING—

Year	G-S	Att	Yds	TD	Lg	Avg.
2011	3-0	0	0	0	0	0.0
Total	3-0	0	0	0	0	0.0

34 - BRANDON BOLDEN

5-11 • 215 • Sr.-3L • RB
Baton Rouge, La. (Scotlandville Magnet)

Named a team captain for the 2011 season ... Has played in three games with one start ... Slightly fractured his ankle in the season opener and missed the Southern Illinois game ... vs. *BYU* (9/3): Carried the ball four times for 21 yards before being injured ... at *Vanderbilt* (9/17): Returned from injury to rush for 39 yards on eight carries and catch two passes for 20 yards ... Also recorded a pair of tackles ... vs. *Georgia* (9/24): Rushed five times for two yards, caught a pass for 13 yards and made one tackle ... Chosen preseason All-SEC third team by *Athlon* and *Phil Steele* ... Named the SEC's Best Blocking Back by *Birmingham News* (SEC SIDs) ... Listed as the nation's No. 25 running back by *Lindy's* ... Entered senior season ranked second in school history in both TDs scored (28) and rushing TDs (23), seventh in rushing yards (2,132) and eighth in all-purpose yards (3,962) ... Received the Jeff Hamm Award for the Most Outstanding Offensive Player of spring drills.

BOLDEN'S CAREER STATISTICS

—RUSHING—

Year	G-S	Att	Yds	TD	Lg	Avg.
2008	13-0	98	542	5	44	5.5
2009	13-8	129	614	4	45	4.8
2010	12-11	163	976	14	71	6.0
2011	3-1	17	62	0	11	3.6
Total	41-20	407	2194	23	71	5.4

—PASSING—

Year	G-S	Cmp-Att	Pct.	Yds	TD	INT	LP
2008	13-0	1-1	1.000	37	0	0	37
2010	12-11	1-1	1.000	7	0	0	7
Total	41-20	2-2	1.000	44	0	0	37

—RECEIVING—

Year	G-S	Rec	Yds	TD	Lg	Avg.
2008	13-0	10	107	1	33	10.7
2009	13-8	20	209	1	43	10.4
2010	12-11	32	344	3	45	10.8
2011	3-1	3	33	0	14	11.0
Total	41-20	65	693	5	45	10.7

—KICKOFF RETURNS—

Year	G	Ret	Yds	TD	Lg	Avg.
2008	13	7	108	0	28	15.4
2009	13	7	162	0	29	23.1
Total	41	14	270	0	29	19.3

—SPECIAL TEAMS TACKLES—

Year	G-S	UT	AT	TT
2008	13	1	0	1
2009	13	1	1	2
2010	12	4	1	5
2011	3	3	0	3
Total	41	9	2	11

BOLDEN'S CAREER HIGHS

RUSHING ATTEMPTS: 23, vs. Kentucky (10/2/10)
RUSHING YARDS: 228, vs. Fresno State (9/25/10)
LONGEST RUSH: 71, vs. Fresno State (9/25/10)

RUSHING TDs: 2, 6x, MR: at LSU (11/20/10)
100-YARD RUSHING GAMES: 7, MR: 113, at Tennessee (11/13/10)
200-YARD RUSHING GAMES: 1, 228, vs. Fresno State (9/25/10)
RECEPTIONS: 6, vs. Mississippi State (11/27/10)
RECEIVING YARDS: 80, vs. Louisiana-Lafayette (11/6/10)
RECEIVING TDs: 1, 5x, MR: vs. Louisiana-Lafayette (11/6/10)
LONG RECEPTION: 45, vs. Louisiana-Lafayette (11/6/10)
PASSING ATTEMPTS: 1, 2x, MR at LSU (11/20/10)
COMPLETIONS: 1, vs. Memphis (8/30/08)
PASSING YARDS: 37, vs. Memphis (8/30/08)
LONG COMPLETION: 37, vs. Memphis (8/30/08)
KICKOFF RETURNS: 3, 2x, MR: at Wake Forest (9/6/08)
KICKOFF RETURN YARDS: 53, vs. Memphis (8/30/08)
LONG RETURN: 29, at South Carolina (9/24/09)
ALL-PURPOSE YARDS: 243, vs. Fresno State (9/25/10)
TOTAL TDs: 3, vs. Fresno State (9/25/10)

2 - NICKOLAS BRASSELL

6-0 • 172 • Fr.-HS • WR
Batesville, Miss. (South Panola)

Has played in four games with one start (at WR) ... Plays on offense, defense and special teams ... vs. *BYU* (9/3): Earned the starting nod at flanker in his first collegiate game ... Rushed for -1 yards on two carries ... vs. *Southern Illinois* (9/10): Caught his first career pass for 6 yards and also rushed once for a 12-yard gain ... at *Vanderbilt* (9/17): Saw first action on defense and made one tackle, forced a fumble, recovered a fumble and broke up the first two passes thrown his way as a cornerback ... vs. *Georgia* (9/24): Set career highs in catches (2), receiving yards (52) and rushing yards (14), while he returned his first career punt for an 84-yard touchdown ... Also made one tackle as a cornerback ... Member of the 2011 signing class.

BRASSELL'S CAREER STATISTICS

—RUSHING—

Year	G-S	Att	Yds	TD	Lg	Avg.
2011	4-1	4	25	0	14	6.2
Total	4-1	4	25	0	14	6.2

—RECEIVING—

Year	G-S	Rec	Yds	TD	Lg	Avg.
2011	4-1	3	58	0	37	19.3
Total	4-1	3	58	0	37	19.3

—DEFENSE—

Year	G-S	UT	AT	TT	TFL-YDS	Sacks-Yds
2011	4-1	2	0	2	0.0-0	0.0-0
Total	4-1	2	0	2	0.0-0	0.0-0

Year

Year	CF	FR	PD	PRES	INT	BLK
2011	1	1	2	0	0	0
Total	1	1	2	0	0	0

—PUNT RETURNS—

Year	G	Ret	Yds	TD	Lg	Avg.
2011	4	1	84	1	84	84.0
Total	4	1	84	1	84	84.0

BRASSELL'S CAREER HIGHS

RUSHING ATTEMPTS: 2, vs. *BYU* (9/3/11)
RUSHING YARDS: 14, vs. *Georgia* (9/24/11)
RECEPTIONS: 2, vs. *Georgia* (9/24/11)
RECEIVING YARDS: 52, vs. *Georgia* (9/24/11)
LONG RECEPTION: 37, vs. *Georgia* (9/24/11)
TACKLES: 1, 2x, MR: vs. *Georgia* (9/24/11)
PASSES DEFENDED: 2, at *Vanderbilt* (9/17/11)
FUMBLES FORCED: 1, at *Vanderbilt* (9/17/11)
FUMBLES RECOVERED: 1, at *Vanderbilt* (9/17/11)
PUNT RETURNS: 1, vs. *Georgia* (9/24/11)
PUNT RETURN YARDS: 84, vs. *Georgia* (9/24/11)
LONG PUNT RETURN: 84, vs. *Georgia* (9/24/11)

12 - CHIEF BROWN

6-0 • 193 • Fr.-HS • DB
Winona, Miss. (Winona)

Has not seen action ... Member of the 2011 signing class.

57 - TERRELL BROWN

6-10 • 377 • Jr.-Sq • DT
Drew, Miss. (Drew, Mississippi Delta C.C.)

Has played in one game ... vs. Georgia (9/24): Saw his first career action and assisted on a tackle (0.5 TFL) as a defensive tackle.

—DEFENSE—

Year	G-S	UT	AT	TT	TFL-YDS	Sacks-Yds
2011	1-0	0	1	1	0.5-1	0.0-0
Total	1-0	0	1	1	0.5-1	0.0-0

BROWN'S CAREER HIGHS

TACKLES: 1, vs. Georgia (9/24/11)
TACKLES FOR LOSS: 0.5, vs. Georgia (9/24/11)

11 - BARRY BRUNETTI

6-0 • 215 • So.-TR • QB
Memphis, Tenn. (Memphis University School, West Virginia)

Has played in and started one game ... vs. BYU (9/3): Earned the start at QB and completed 2-of-3 passes for 4 yards ... Also ran three times for 13 yards ... Transferred to Ole Miss from West Virginia in January and joined the team for spring drills ... NCAA approved a waiver request following spring practice in April granting relief of the one-year residency requirement for transfers.

BRUNETTI'S CAREER STATISTICS

—PASSING—

Year	G-S	Cmp-Att	Pct.	Yds	TD	INT	LP
2011	1-1	2-3	.667	4	0	0	6
Total	1-1	2-3	.667	4	0	0	6

—RUSHING—

Year	G-S	Att	Yds	TD	Lg	Avg.
2011	1-1	3	13	0	10	4.3
Total	1-1	3	13	0	10	4.3

BRUNETTI'S CAREER HIGHS

PASSING ATTEMPTS: 3, vs. BYU (9/3/11)
COMPLETIONS: 2, vs. BYU (9/3/11)
PASSING YARDS: 4, vs. BYU (9/3/11)
LONG COMPLETION: 6, vs. BYU (9/3/11)
RUSHING ATTEMPTS: 3, vs. BYU (9/3/11)
RUSHING YARDS: 13, vs. BYU (9/3/11)
LONGEST RUSH: 10 vs. BYU (9/3/11)

14 - SERDERIUS BRYANT

5-10 • 223 • Fr.-HS • LB
Sanford, Fla. (Seminole)

Has played in four games ... vs. BYU (9/3): Made a solo stop in his first collegiate action ... vs. Southern Illinois (9/10): Saw action ... at Vanderbilt (9/17): Posted a career-high five tackles (two solo) and forced a fumble ... vs. Georgia (9/24): Set a career high with eight tackles (five solo) ... Member of the 2011 signing class.

BRYANT'S CAREER STATISTICS

—DEFENSE—

Year	G-S	UT	AT	TT	TFL-YDS	Sacks-Yds
2011	4-0	8	6	14	0.0-0	0.0-0
Total	4-0	8	6	14	0.0-0	0.0-0

—RECEIVING—

Year	G-S	Rec	Yds	TD	Lg	Avg.
2011	1	0	0	0	0	0
Total	1	0	0	0	0	0

BRYANT'S CAREER HIGHS

TACKLES: 8, vs. Georgia (9/24/11)
SOLO TACKLES: 5, vs. Georgia (9/24/11)
FUMBLES FORCED: 1, at Vanderbilt (9/17/11)

17 - TANNER BURNS

6-1 • 186 • Jr.-TR • DB
San Jose, Calif. (Valley Christian; Kansas State)

Transfer who must sit out the 2011 season per NCAA rules ... Non-scholarship player who joined the team this fall.

41 - BILLY BUSCH

5-11 • 232 • So.-TR • FB
St. Louis, Mo. (St. Louis Priory; Butler)

Has not seen action ... Non-scholarship player who joined the team prior to spring drills.

97 - TYLER CAMPBELL

6-2 • 220 • Jr.-2L • P
Little Rock, Ark. (Catholic)

Leads the SEC and ranks fourth in the nation in punting with a 48.4 yard average ... vs. BYU (9/3): Booted four punts for an average of 56.8 yards, including a career-long punt of 73 yards and one inside the 20 ... vs. Southern Illinois (9/10): Averaged 42.2 yards per punt and landed four of his five punts inside the 20 ... at Vanderbilt (9/17): Punted six times for an average of 44.5 yards, including a long of 62 and three pinned inside the 20 ... vs. Georgia (9/24): Tied a career high with nine punts for a 50.8 average, downing three inside the 20 ... Chosen preseason All-America second team by *Sporting News* and honorable mention by *Consensus Draft Services* ... Named preseason All-SEC second team by *Athlon*, *Lindy's* and *Birmingham News* (SEC SIDs).

T. CAMPBELL'S CAREER STATISTICS

—PUNTING—

Year	G	No.	Yds	LP	Avg	Blk
2009	11	43	1890	71	44.0	1
2010	12	60	2782	69	46.4	0
2011	4	24	1162	73	48.4	0
Total	27	127	5834	73	45.9	1

—SPECIAL TEAMS TACKLES—

Year	G	UT	AT	TT
2009	11	0	1	1
2010	12	2	0	2
Total	27	2	1	3

T. CAMPBELL'S CAREER HIGHS

PUNTS: 9, 3x, MR: vs. Georgia (9/24/11)
PUNTING YARDS: 457, vs. Georgia (9/24/11)
LONGEST PUNT: 73, vs. BYU (9/3/11)
CAREER PUNTS INSIDE 20: 37
TACKLES: 2, vs. Kentucky (10/2/10)

33 - CLIFF COLEMAN

5-10 • 185 • Fr.-RS • CB
Lauderdale Lakes, Fla. (Boyd H. Anderson)

Has played in three games on special teams ... vs. BYU (9/3): Saw first career action ... vs. Southern Illinois (9/10): Saw action ... at Vanderbilt (9/17): Saw action.

COLEMAN'S CAREER STATISTICS

—DEFENSE—

Year	G-S	UT	AT	TT	TFL-YDS	Sacks-Yds
2011	3-0	0	0	0	0.0-0	0-0
Total	3-0	0	0	0	0.0-0	0-0

—RECEIVING—

Year	G-S	Rec	Yds	TD	Lg	Avg.
2011	0	0	0	0	0	0
Total	0	0	0	0	0	0

51 - RYAN COLLINS

6-1 • 217 • So.-TR • LB
Frisco, Texas (Wakeland; Texas A&M)

Has not seen action ... Non-scholarship player who joined the team prior to spring drills.

94 - CHRIS CONLEY

5-8 • 190 • So.-Sq • P
Bradenton, Fla. (Manatee)

Has served as the Rebels' holder for every game this season.

47 - SAM COX

6-0 • 215 • Fr.-HS • TE
Madison, Miss. (Madison Central)

Has not seen action ... Non-scholarship player who joined the team this fall.

5 - FRANK CRAWFORD

6-0 • 180 • So.-1L • S
Miami, Fla. (Gulliver Prep)

Has played in four games with one start ... vs. BYU (9/3): Saw action ... vs. Southern Illinois (9/10): Saw action ... at Vanderbilt (9/17): Assisted on two tackles ... vs. Georgia (9/24): Made his first career start and ended with a career-high five tackles (one solo), including 0.5 TFL.

CRAWFORD'S CAREER STATISTICS

—DEFENSE—

Year	G-S	UT	AT	TT	TFL-YDS	Sacks-Yds
2010	5-0	1	0	1	0.0-0	0-0
2011	4-1	1	6	7	0.5-1	0-0
Total	9-1	2	6	8	0.5-1	0-0

—RECEIVING—

Year	G-S	Rec	Yds	TD	Lg	Avg.
2010	0	0	2	0	0	0
2011	0	0	0	0	0	0
Total	0	0	2	0	0	0

CRAWFORD'S CAREER HIGHS

TACKLES: 5, vs. Georgia (9/24/11)
SOLO TACKLES: 1, 2x, MR: vs. Georgia (9/24/11)
PASSES DEFENDED: 2, vs. Kentucky (10/2/10)

27 - ENRIQUE DAVIS

5-11 • 222 • Sr.-3L • RB
Lynn Haven, Fla. (A. Crawford Mosley; Hargrave)

Has played in one game ... Missed the last three games due to an injury suffered in the season opener ... vs. BYU (9/3): Rushed 12 times for 28 yards.

E. DAVIS' CAREER STATISTICS

—RUSHING—

Year	G-S	Att	Yds	TD	Lg	Avg.
2008	12-0	64	244	3	62	3.8
2009	7-0	32	110	2	29	3.4
2010	8-0	82	337	3	55	4.1
2011	1-0	12	28	0	11	2.3
Total	28-0	190	719	8	62	3.8

—RECEIVING—

Year	G-S	Rec	Yds	TD	Lg	Avg.
2008	12-0	1	16	0	16	16.0
2009	7-0	0	0	0	0	0.0
2010	8-0	1	16	0	16	16.0
2011	1-0	0	0	0	0	0.0
Total	28-0	2	32	0	16	16.0

E. DAVIS' CAREER HIGHS

RUSHING ATTEMPTS: 19, vs. Jacksonville State (11/6/10)
 RUSHING YARDS: 116, vs. Louisiana-Lafayette (11/6/10)
 LONGEST RUSH: 62, at Alabama (10/18/08)
 RUSHING TD: 2, vs. Jacksonville State (9/4/10)
 RECEPTIONS: 1, 2x, MR: vs. Jacksonville State (9/4/10)
 RECEIVING YARDS: 16, 2x, MR: vs. Jacksonville State (9/4/10)
 LONG RECEPTION: 16, 2x, MR: vs. Jacksonville State (9/4/10)

59 - WILL DENNY

5-10 • 240 • Fr.-RS • LS
 Jackson, Miss. (Jackson Academy)

Has served as the team's long snapper for every game this year.

25 - ERIC DIETZ

5-8 • 190 • Fr.-HS • RB
 Humboldt, Tenn. (University School of Jackson)

Has not seen action ... Non-scholarship player who joined the team prior to spring drills.

7 - WAYNE DORSEY

6-6 • 270 • Sr.-1L • DE
 Baltimore, Md. (Southwestern; Milford Prep; Mississippi Gulf Coast C.C.)

Named a team captain for the 2011 season ... Tied for third in the SEC with 0.5 sacks/game and 10th with 1.0 TFLs/game ... Has played in and started four games ... vs. *BYU* (9/3): Assisted on a tackle and broke up a pass ... vs. *Southern Illinois* (9/10): Had a breakout performance with three tackles, including a sack and 2.0 TFLs, as well as his first career interception that he returned 27 yards ... at *Vanderbilt* (9/17): Recorded a career-high five tackles (four solo), including a QB sack and TFL ... Also forced a fumble ... vs. *Georgia* (9/24): Posted a career-high six tackles (three solo), with a TFL.

DORSEY'S CAREER STATISTICS

—DEFENSE—

Year	G-S	UT	AT	TT	TFL-YDS	Sacks-Yds
2010	12-4	10	2	12	4.0-26	1.0-3
2011	4-4	10	5	15	4.0-11	2.0-8
Total	16-8	20	7	27	8.0-37	3.0-11

Year	CF	FR	PD	PRES	INT	BLK
2010	0	0	1	0	0	0
2011	1	0	3	0	1	0
Total	1	0	4	0	1	0

DORSEY'S CAREER HIGHS

TACKLES: 6, vs. *Georgia* (9/24/11)
 SOLO TACKLES: 3, 2x, MR: vs. *Georgia* (9/24/11)
 TFLs: 2.0, vs. *Southern Illinois* (9/10/11)
 QB SACKS: 1.0, 3x, MR: at *Vanderbilt* (9/17/11)
 FUMBLES FORCED: 1, at *Vanderbilt* (9/17/11)

74 - JARED DUKE

6-7 • 335 • So.-1L • OL
 Cleveland, Tenn. (Walker Valley)

Has played in every game on special teams.

47 - NICK ELEY

5-11 • 260 • So.-Sq • LB
 Olive Branch, Miss. (Desoto Central)

Has not seen action ... Non-scholarship player.

33 - E.J. EPPERSON

6-2 • 250 • Jr.-2L • FB
 Humboldt, Tenn. (Humboldt)

Has played in three games ... vs. *BYU* (9/3): Saw action ... at *Vanderbilt* (9/17): Saw action ... vs. *Georgia* (9/24): Saw action.

EPPERSON'S CAREER STATISTICS

—RECEIVING—

Year	G-S	Rec	Yds	TD	Lg	Avg.
2009	13-0	0	0	0	0	0.0
2010	12-2	2	28	0	25	25.0
2011	3-0	0	0	0	0	0.0
Total	28-2	2	28	0	25	25.0

—KICKOFF RETURNS—

Year	G	Ret	Yds	TD	Lg	Avg.
2009	13	1	10	0	10	10.0
2010	12	0	0	0	0	0.0
2011	3	0	0	0	0	0.0
Total	28	1	10	0	10	10.0

EPPERSON'S CAREER HIGHS

RECEPTIONS: 1, 2x, MR vs. *Tennessee* (11/13/10)
 RECEIVING YARDS: 25, vs. *Tennessee* (11/13/10)
 KICKOFF RETURNS: 1, vs. *Northern Arizona* (11/7/09)
 KICKOFF RETURN YARDS: 10, vs. *Northern Arizona* (11/7/09)
 LONG KICKOFF RETURN: 10, vs. *Northern Arizona* (11/7/09)

58 - COREY GAINES

6-1 • 312 • So.-1L • DT
 Tallahassee, Fla. (Godby)

Has not seen action this season.

20 - AARON GARBUTT

6-2 • 200 • Jr.-JC • DB
 Westminster, Calif. (Westminster; Fullerton C.C.)

Has played in and started four games ... vs. *BYU* (9/3): Earned a start at spur in his first game as a Rebel, recording five stops (three solo) and a QB hurry ... vs. *Southern Illinois* (9/10): Posted a game high-tying eight tackles (four solo), including a TFL ... Also had a QB hurry ... at *Vanderbilt* (9/17): Made eight tackles (five solo) in start ... vs. *Georgia* (9/24): Did not record a tackle in start.

GARBUTT'S CAREER STATISTICS

—DEFENSE—

Year	G-S	UT	AT	TT	TFL-YDS	Sacks-Yds
2011	4-4	12	9	21	1.0-1	0.0-0
Total	4-4	12	9	21	1.0-1	0.0-0

Year	CF	FR	PD	PRES	INT	BLK
2011	0	0	0	0	0	0
Total	0	0	0	0	0	0

GARBUTT'S CAREER HIGHS

TACKLES: 8, 2x, MR at *Vanderbilt* (9/17/11)
 SOLO TACKLES: 5 at *Vanderbilt* (9/17/11)
 TFLs: 1.0, vs. *Southern Illinois* (9/10/11)

67 - CHRIS GILL

6-4 • 295 • So.-Sq • OL
 Appleton, Wis. (Xavier)

Has not seen action.

21 - SENQUEZ GOLSON

5-8 • 182 • Fr.-HS • CB
 Pascagoula, Miss. (Pascagoula)

Has played in four games with one start ... vs. *BYU* (9/3): Made one solo tackle in his first collegiate game ... vs. *Southern Illinois* (9/10): Made his first career start at cornerback ... at *Vanderbilt* (9/17): Saw action ... vs. *Georgia* (9/24): Saw action ... Member of

the 2011 signing class ... Selected in the eighth round of the 2011 MLB Draft by Boston with the 262nd overall pick as a center fielder.

GOLSON'S CAREER STATISTICS

—DEFENSE—

Year	G-S	UT	AT	TT	TFL-YDS	Sacks-Yds
2011	4-1	1	0	1	0.0-0	0.0-0
Total	4-1	1	0	1	0.0-0	0.0-0

Year	CF	FR	PD	PRES	INT	BLK
2011	0	0	0	0	0	0
Total	0	0	0	0	0	0

GOLSON'S CAREER HIGHS

TACKLES: 1, vs. *BYU* (9/3/11)
 SOLO TACKLES: 1, vs. *BYU* (9/3/11)

46 - TYRIEK GRACIA

6-1 • 204 • Fr.-RS • LB
 Hialeah, Fla. (American)

Has not seen action ... Non-scholarship player who joined the team in 2010.

81 - TERRELL GRANT

6-2 • 210 • So.-1L • WR
 Cleveland, Miss. (Cleveland)

Has played in two games ... vs. *BYU* (9/3): Saw action ... vs. *Southern Illinois* (9/10): Saw action.

98 - URIAH GRANT

6-0 • 287 • Jr.-JC • DT
 Miramar, Fla. (Everglades; Eastern Kentucky; Fullerton C.C.)

Has played in four games with three starts this season ... vs. *BYU* (9/3): Earned the starting nod at nose tackle in his first game with the Rebels ... Totaled three tackles (one solo) ... vs. *Southern Illinois* (9/10): Recorded one tackle (TFL) and a QB hurry in start ... at *Vanderbilt* (9/17): Posted three stops (two solo) in start ... vs. *Georgia* (9/24): Posted a career-high seven tackles (three solo), with 0.5 TFL and 0.5 sack ... Member of the 2011 signing class.

U. GRANT'S CAREER STATISTICS

—DEFENSE—

Year	G-S	UT	AT	TT	TFL-YDS	Sacks-Yds
2011	4-3	7	7	14	1.5-3	0.5-2
Total	4-3	7	7	14	1.5-3	0.5-2

Year	CF	FR	PD	PRES	INT	BLK
2011	0	0	0	0	0	0
Total	0	0	0	0	0	0

U. GRANT'S CAREER HIGHS

TACKLES: 7, vs. *Georgia* (9/24/11)
 SOLO TACKLES: 3, vs. *Georgia* (9/24/11)
 TACKLES FOR LOSS: 1.0, at *Vanderbilt* (9/17/11)
 SACKS: 0.5, vs. *Georgia* (9/24/11)

45 - H.R. GREER

5-11 • 235 • Jr.-2L • FB
 Olive Branch, Miss. (Southern Baptist Education Center)

Has played in four games with one start this season ... vs. *BYU* (9/3): Made his first career start at fullback and had one catch for no yards ... vs. *Southern Illinois* (9/10): Rushed once for one yard ... at *Vanderbilt* (9/17): Saw action ... vs. *Georgia* (9/24): Saw action.

GREER'S CAREER STATISTICS

—RUSHING—

Year	G-S	Att	Yds	TD	Lg	Avg.
2009	3-0	2	4	0	3	2.0
2010	12-0	0	0	0	0	0.0
2011	4-1	1	1	0	1	1.0

Total 19-1 3 5 0 3 1.7

—RECEIVING—

Year	G-S	Rec	Yds	TD	Lg	Avg.
2009	3-0	0	0	0	0	0.0
2010	12-0	7	40	1	9	5.7
2011	4-1	1	0	0	0	0.0
Total	19-1	8	40	1	9	5.7

—KICKOFF RETURNS—

Year	G	Ret	Yds	TD	Lg	Avg.
2009	3	0	0	0	0	0.0
2010	12	3	23	0	15	7.7
2011	4	0	0	0	0	0.0
Total	19	3	23	0	15	7.7

GREER'S CAREER HIGHS

RUSHING ATTEMPTS: 1, 3x, MR: vs. Southern Illinois (9/10/11)
 RUSHING YARDS: 3, vs. UAB (10/17/09)
 RUSHING LONG: 3, vs. UAB (10/17/09)
 RECEPTIONS: 2, 2x, MR: vs. Kentucky (10/2/10)
 RECEIVING YARDS: 15, at Tulane (9/11/10)
 RECEIVING TOUCHDOWNS: 1, vs. Kentucky (10/2/10)
 LONG RECEPTION: 9, at Tulane (9/11/10)
 KICKOFF RETURNS: 1, 3x, MR vs. Mississippi State (11/27/10)
 KICKOFF RETURN YARDS: 15, vs. Mississippi State (11/27/10)
 LONG KICKOFF RETURN: 15, vs. Mississippi State (11/27/10)

75 - MATT HALL

6-9 • 335 • Jr.-Sq • OL
 Russellville, Ark. (Russellville; Arkansas)

Has played in and started every game this season at right guard ... vs. *BYU* (9/3): Started at right guard in his first game as a Rebel, helping the O-line not allow a sack in the game ... vs. *Southern Illinois* (9/10): Helped pave the way for Jeff Scott's 118 yards on the ground ... Brother, Mitch, is a freshman on the Ole Miss football team.

63 - MITCH HALL

6-6 • 315 • Fr.-HS • OL
 Russellville, Ark. (Russellville)

Has not seen action ... Member of the 2011 signing class ... Brother, Matt, is a junior on the Ole Miss football team.

56 - WOODROW HAMILTON

6-3 • 295 • Fr.-HS • DL
 Raleigh, Miss. (Raleigh)

Has not seen action ... Member of the 2011 signing class.

46 - DAVID HANKINS

6-2 • 230 • Sr.-2L • K
 Shreveport, La. (C.E. Byrd)

Has not seen action this season.

HANKINS' CAREER STATISTICS

—KICKOFFS—

Year	No.	Yards	Avg.	TB
2008	8	496	62.0	0
2009	2	120	60.0	0
2010	9	593	65.9	1
Total	19	1209	63.6	1

35 - EARNEST HARMON

5-9 • 227 • Fr.-RS • FB
 Macon, Miss. (Noxubee County)

Has not seen action.

5 - MELVIN HARRIS

6-6 • 205 • Jr.-2L • WR
 Buford, Ga. (Buford)

Has played in one game this season ... vs. *Georgia* (9/24): Saw first action of the year.

HARRIS' CAREER STATISTICS

—RECEIVING—

Year	G-S	Rec	Yds	TD	Lg	Avg.
2009	3-0	1	5	0	5	5.0
2010	11-6	30	408	3	41	13.6
Total	15-6	31	413	3	41	13.3

HARRIS' CAREER HIGHS

RECEPTIONS: 5, vs. Auburn (10/30/10)
 RECEIVING YARDS: 54, vs. Fresno State (9/25/10)
 LONG RECEPTION: 41, vs. Jacksonville State (9/4/10)
 RECEIVING TDs: 1, 3x, MR: at Alabama (10/16/10)

76 - A.J. HAWKINS

6-3 • 315 • Jr.-2L • C
 Lithonia, Ga. (Martin Luther King)

Has played in and started every game at center ... vs. *BYU* (9/3): Starting center for an offensive line that did not allow a sack in the game ... vs. *Southern Illinois* (9/10): Helped pave the way for Jeff Scott's 118 yards on the ground ... Named to the preseason watch list for the Rimington Trophy.

26 - DERRICK HERMAN

5-10 • 200 • Sr.-3L • WR
 Cleveland, Miss. (Cleveland)

Named a team captain for the 2011 season ... Has played in every game this season ... vs. *BYU* (9/3): Caught one pass for 12 yards ... vs. *Southern Illinois* (9/10): Caught one pass for 5 yards and assisted on a tackle ... at *Vanderbilt* (9/17): One kickoff return for 17 yards ... vs. *Georgia* (9/24): Made one catch for one yard.

HERMAN'S CAREER STATISTICS

—RUSHING—

Year	G-S	Att	Yds	TD	Lg	Avg.
2008	13-0	0	0	0	0	0.0
2009	12-0	0	0	0	0	0.0
2010	12-0	2	15	0	14	7.5
2011	4-0	0	0	0	0	0.0
Total	41-0	2	15	0	14	7.5

—RECEIVING—

Year	G-S	Rec	Yds	TD	Lg	Avg.
2008	13-0	0	0	0	0	0.0
2009	12-0	0	0	0	0	0.0
2010	12-0	6	29	0	9	4.8
2011	4-0	3	18	0	12	6.0
Total	41-0	9	47	0	12	5.2

—DEFENSE—

Year	G-S	UT	AT	TT	TFL-YDS	Sacks-Yds
2008	13-0	2	1	3	0.0-0	0-0
2009	12-0	3	0	3	0.0-0	0-0
2010	12-0	5	0	5	0.0-0	0-0
2011	4-0	0	1	1	0.0-0	0-0
Total	41-0	10	2	12	0.0-0	0-0

Year	CF	FR	PD	PRES	INT	BLK
2008	1	0	0	0	0	0
Total	1	0	0	0	0	0

—KICKOFF RETURNS—

Year	G	Ret	Yds	TD	Lg	Avg.
2008	13	0	0	0	0	0.0
2009	12	1	23	0	23	23.0
2010	12	11	203	0	30	18.5
2011	4	1	17	0	17	17.0
Total	41	13	243	0	30	18.7

HERMAN'S CAREER HIGHS

RUSHING ATTEMPTS: 1, 2x, MR: vs. Louisiana-Lafayette (11/6/10)
 RUSHING YARDS: 14, vs. Louisiana-Lafayette (11/6/10)
 RUSHING LONG: 14, vs. Louisiana-Lafayette (11/6/10)
 RECEPTIONS: 4, at LSU (11/20/10)
 RECEPTION LONG: 12, vs. BYU (9/3/11)
 TACKLES: 1, 11x, MR: vs. Southern Illinois (9/10/11)
 SOLO TACKLES: 1, 9x, MR: at Tennessee (11/13/10)
 KICKOFF RETURNS: 3, at Tulane (9/11/10)
 KICKOFF RETURN YARDS: 53, at Tulane (9/11/10)
 LONG KICKOFF RETURN: 30, at Tennessee (11/13/10)

64 - JACOB HICKMAN

5-10 • 248 • So.-Sq • LS
 Carriere, Miss. (Picayune)

Has not seen action as a Rebel.

83 - JORDAN HOLDER

5-10 • 178 • So.-Sq • WR
 Bay Springs, Miss. (Sylvia Bay Academy)

Has not seen action as a Rebel.

30 - KYLE HORINE

5-9 • 200 • Jr.-Sq • CB
 Kingwood, Texas (Kingwood)

Has played in every game this season on special teams ... vs. *Southern Illinois* (9/10): Assisted on a tackle and laid a huge block on Jeff Scott's punt return for a touchdown.

HORINE'S CAREER STATISTICS

—DEFENSE—

Year	G-S	UT	AT	TT	TFL-YDS	Sacks-Yds
2010	1-0	0	0	0	0.0	0-0
2011	4-0	0	1	1	0-0	0-0
Total	5-0	0	1	1	0-0	0-0

Year	CF	FR	PD	PRES	INT	BLK
2010	0	0	0	0	0	0
2011	0	0	0	0	0	0
Total	0	0	0	0	0	0

HORINE'S CAREER HIGHS

TACKLES: 1, vs. Southern Illinois (9/10/11)

65 - CHASE HUGHES

6-2 • 305 • Fr.-RS • C
 Springville, Ala. (Springville)

Has played in one game ... at *Vanderbilt* (9/17): Saw first career action as a special teams blocker.

50 - ETHAN HUTSON

6-3 • 305 • Fr.-HS • OL
 Destrehan, La. (Destrehan)

Has not seen action ... Member of the 2011 signing class.

19 - EVAN INGRAM

6-1 • 220 • Fr.-RS • QB
 Gray, La. (John Curtis Christian)

Has not seen action ... Non-scholarship player who joined the team in 2010.

I - DAMIEN JACKSON

6-2 • 215 • Sr.-1L • S
 Pineville, La. (Pineville; Mississippi Gulf Coast C.C.)

Ranks 11th among SEC players with 7.8 tackles per game ... Has

played in four games with three starts ... *vs. BYU (9/3)*: Tied for the team lead with a career-high 13 tackles (eight solo) in a start at strong safety ... *vs. Southern Illinois (9/10)*: Made seven tackles (four solo) and grabbed his first career interception in start ... *at Vanderbilt (9/17)*: Made seven stops (three solo), including one TFL ... *vs. Georgia (9/24)*: Posted four tackles (one solo), including 0.5 TFL.

D. JACKSON'S CAREER STATISTICS

—DEFENSE—

Year	G-S	UT	AT	TT	TFL-YDS	Sacks-Yds
2010	11-7	44	24	68	4.5-11	0-0
2011	4-3	16	15	31	1.5-7	0-0
Total	15-10	60	39	99	6.0-18	0-0
Year	CF	FR	PD	PRES	INT	BLK
2010	1	1	4	0	0	0
2011	0	0	1	0	1	0
Total	1	1	5	0	1	0

D. JACKSON'S CAREER HIGHS

TACKLES: 13, *vs. BYU (9/3/11)*
 SOLO TACKLES: 8, 2x, MR *vs. BYU (9/3/11)*
 TFLs: 1.0, 5x, MR: *at Vanderbilt (9/17/11)*
 INTERCEPTIONS: 1, *vs. Southern Illinois (9/10/11)*

10 - C.J. JOHNSON

6-1 • 231 • Fr.-HS • LB
 Philadelphia, Miss. (Philadelphia)

Has played in three games ... *vs. Southern Illinois (9/10)*: Saw first collegiate action at linebacker and made one tackle ... *at Vanderbilt (9/17)*: Saw action ... *vs. Georgia (9/24)*: Made one tackle ... Member of the 2011 signing class.

C.J. JOHNSON'S CAREER STATISTICS

—DEFENSE—

Year	G-S	UT	AT	TT	TFL-YDS	Sacks-Yds
2011	3-0	2	0	2	0.0-0	0.0-0
Total	3-0	2	0	2	0.0-0	0.0-0
Year	CF	FR	PD	PRES	INT	BLK
2011	0	0	0	0	0	0
Total	0	0	0	0	0	0

C.J. JOHNSON'S CAREER HIGHS

TACKLES: 1, 2x, MR: *vs. Georgia (9/24/11)*
 SOLO TACKLES: 1, 2x, MR: *vs. Georgia (9/24/11)*

53 - JASON JONES

6-2 • 255 • Jr.-1L • DE
 Albany, Ga. (Westover)

Has played in two games this season ... *at Vanderbilt (9/17)*: Made first appearance of the season coming off injury and tallied three tackles (two solo), including a TFL ... *vs. Georgia (9/24)*: Saw action.

J. JONES' CAREER STATISTICS

—DEFENSE—

Year	G-S	UT	AT	TT	TFL-YDS	Sacks-Yds
2009	1-0	0	0	0	0.0-0	0.0-0
2010	12-4	7	10	17	5.5-24	2.5-17
2011	2-0	2	1	3	1.0-4	0.0-0
Total	15-4	9	11	20	6.5-28	2.5-17
Year	CF	FR	PD	PRES	INT	BLK
2009	0	0	0	0	0	0
2010	0	2	0	1	0	0
2011	0	0	0	0	0	0
Total	0	2	0	1	0	0

J. JONES' CAREER HIGHS

TACKLES: 6, at LSU (11/20/10)
 SOLO TACKLES: 3, *vs. Mississippi State (11/27/10)*
 TFLs: 2.0, 2x, MR: *vs. Mississippi State (11/27/10)*
 FUMBLE RECOVERIES: 1, 2x, MR *vs. Auburn (10/30/10)*

89 - LAYTON JONES

6-4 • 250 • Sr.-1L • TE
 Greenville, Miss. (St. Joseph; Northeast Mississippi C.C.)

Has played in three games this season ... *vs. Southern Illinois (9/10)*: Saw action at tight end ... *at Vanderbilt (9/17)*: Saw action ... *vs. Georgia (9/24)*: Saw action.

77 - PATRICK JUNEN

6-6 • 320 • So.-1L • OL
 Huntsville, Ala. (Huntsville)

Has played in four games with three starts (left guard) ... *vs. BYU (9/3)*: Earned the starting nod at left guard and helped the offensive line not allow a sack in the game ... *vs. Southern Illinois (9/10)*: Helped pave the way for Jeff Scott's 118 yards on the ground ... *vs. Georgia (9/24)*: Saw action on special teams only.

24 - HOUSTON KEYES

5-7 • 158 • Fr.-RS • RB
 Ridgeland, Miss. (Jackson Academy)

Has not seen action ... Non-scholarship player who joined the team in 2010.

15 - JOEL KIGHT

5-9 • 226 • Jr.-2L • LB
 Lithonia, Ga. (Martin Luther King)

Has played in and started every game this season ... *vs. BYU (9/3)*: Started at linebacker and collected eight tackles (two solo) with 1.0 TFL ... *vs. Southern Illinois (9/10)*: Posted three tackles (two solo) in start ... *at Vanderbilt (9/17)*: Racked up eight tackles (five solo) in start ... *vs. Georgia (9/24)*: Made five tackles, including 0.5 TFL, in start.

KIGHT'S CAREER STATISTICS

—DEFENSE—

Year	G-S	UT	AT	TT	TFL-YDS	Sacks-Yds
2009	13-0	10	8	18	0.0-0	0.0-0
2010	12-7	20	15	35	3.0-8	2.0-7
2011	4-4	9	15	24	1.5-4	0.0-0
Total	29-11	39	38	77	4.5-12	2.0-7
Year	CF	FR	PD	PRES	INT	BLK
2009	0	0	0	0	0	0
2010	0	0	1	1	0	0
2011	0	0	0	0	0	0
Total	0	0	1	1	0	0

KIGHT'S CAREER HIGHS

TACKLES: 9, *vs. Kentucky (10/2/10)*
 SOLO TACKLES: 9, *vs. Kentucky (10/2/10)*
 TFLs: 1.0, 4x, MR: *vs. BYU (9/3/11)*
 QB SACKS: 1.0, 2x, MR: *vs. Auburn (10/30/10)*
 PASSES DEFENDED: 1, at Alabama (10/16/10)

45 - JOSH LANCASTER

5-8 • 220 • Jr.-Sq • LB
 Mobile, Ala. (St. Paul's Episcopal)

Has not seen action this season.

24 - KEITH LEWIS

6-2 • 233 • Fr.-HS • LB
 Tampa, Fla. (Freedom)

Has played in four games this season ... *vs. BYU (9/3)*: Saw first collegiate action ... *vs. Southern Illinois (9/10)*: Made first career tackle ... *at Vanderbilt (9/17)*: Saw action ... *vs. Georgia (9/24)*: Saw action ... Member of the 2011 signing class.

LEWIS' CAREER STATISTICS

—DEFENSE—

Year	G-S	UT	AT	TT	TFL-YDS	Sacks-Yds
------	-----	----	----	----	---------	-----------

2011	4-0	1	0	1	0.0-0	0.0-0
Total	4-0	1	0	1	0.0-0	0.0-0

Year	CF	FR	PD	PRES	INT	BLK
2011	0	0	0	0	0	0
Total	0	0	0	0	0	0

LEWIS' CAREER HIGHS

TACKLES: 1, *vs. Southern Illinois (9/10/11)*
 SOLO TACKLES: 1, *vs. Southern Illinois (9/10/11)*

40 - KENTRELL LOCKETT

6-5 • 255 • Sr.-3L • DE
 Hahnville, La. (Hahnville)

Named a team captain for the 2011 season ... Has played in every game this season with two starts ... *vs. BYU (9/3)*: Started at defensive end and posted two tackles ... *vs. Southern Illinois (9/10)*: Assisted on a tackle and credited with a QB hurry in start ... *at Vanderbilt (9/17)*: Notched two tackles (one solo) ... *vs. Georgia (9/24)*: Saw action ... Granted a sixth year of eligibility by the NCAA due to having injuries that kept him from playing in 2006 (shoulder) and 2010 (ACL) ... Preseason All-America honorable mention by **Consensus Draft Services** ... Named first team preseason All-SEC by **Lindy's**, **Athlon** and **Blue Ribbon** and second team by **Phil Steele** and **Birmingham News** (SEC SIDs).

LOCKETT'S CAREER STATISTICS

—DEFENSE—

Year	G-S	UT	AT	TT	TFL-YDS	Sacks-Yds
2007	6-2	5	2	7	1.0-10	1.0-10
2008	13-13	18	18	36	11.5-40	2.0-20
2009	13-13	23	16	39	10.0-54	5.0-35
2010	3-3	3	3	6	1.0-5	1.0-5
2011	4-2	1	4	5	0.0-0	0.0-0
Total	39-33	50	43	93	23.5-109	9.0-70
Year	CF	FR	PD	PRES	INT	BLK
2007	0	0	0	1	0	0
2008	0	2	0	4	0	1
2009	0	1	1	13	0	1
2010	0	0	0	2	0	0
2011	0	0	0	0	0	0
Total	0	3	1	20	0	2

LOCKETT'S CAREER HIGHS

TACKLES: 7, *vs. Auburn (11/1/08)*
 SOLO TACKLES: 5, at Mississippi State (11/28/09)
 TFLs: 2.5, *vs. Auburn (11/1/08)*
 QB SACKS: 1.5, *vs. Mississippi State (11/28/08)*

85 - JA-MES LOGAN

6-2 • 190 • So.-1L • WR
 Houston, Texas (Westfield)

Team leader in receptions (13) and receiving yards (164) ... Has played in four games this season with two starts ... *vs. BYU (9/3)*: Led the team with four receptions for 52 yards ... *vs. Southern Illinois (9/10)*: Team-high four catches for 54 yards in start ... *at Vanderbilt (9/17)*: Caught three passes for 48 yards in start ... *vs. Georgia (9/24)*: Made two catches for 10 yards.

LOGAN'S CAREER STATISTICS

—RECEIVING—

Year	G-S	Rec	Yds	TD	Lg	Avg.
2010	12-5	29	387	2	51	13.3
2011	4-2	13	164	0	27	12.6
Total	16-7	42	551	2	51	13.1

LOGAN'S CAREER HIGHS

RECEPTIONS: 5, at Arkansas (10/23/10)

RECEIVING YARDS: 84, at Arkansas (10/23/10)
 LONG RECEPTION: 51, vs. Fresno State (9/25/10)
 RECEIVING TDS: 1, 2x, MR: vs. Mississippi State (11/27/10)

I - RANDALL MACKEY

5-11 • 195 • Jr.-RS • QB
 Bastrop, La. (Bastrop; East Mississippi C.C.)

Has played in three games this season ... vs. *Southern Illinois* (9/10): Completed a pass for 18 yards and rushed six times for 36 yards in his first game action as a Rebel, conducting a pair of touchdown drives ... at *Vanderbilt* (9/17): Completed 2 of 4 passes for 10 yards, while rushing seven times for 31 yards ... vs. *Georgia* (9/24): Completed 3 of 7 passes for 78 yards, with a touchdown and an interception ... Tossed his first career TD to Donte Moncrief for a 38-yard score.

MACKEY'S CAREER STATISTICS

—PASSING—

Year	G-S	Cmp-Att	Pct.	Yds	TD	INT	LP
2011	3-0	6-12	50.0	106	1	1	38
Total	3-0	6-12	50.0	106	1	1	38

—RUSHING—

Year	G-S	Att	Yds	TD	Lg	Avg.
2011	3-0	17	54	0	25	3.2
Total	3-0	17	54	0	25	3.2

MACKEY'S CAREER HIGHS

PASSING ATTEMPTS: 7, vs. *Georgia* (9/24/11)
 COMPLETIONS: 3, vs. *Georgia* (9/24/11)
 PASSING YARDS: 78, vs. *Georgia* (9/24/11)
 LONG COMPLETION: 38, vs. *Georgia* (9/24/11)
 PASSING TDS: 1, vs. *Georgia* (9/24/11)
 RUSHING ATTEMPTS: 7, at *Vanderbilt* (9/17/11)
 RUSHING YARDS: 36, vs. *Southern Illinois* (9/10/11)
 LONGEST RUSH: 25 vs. *Southern Illinois* (9/10/11)

52 - MIKE MARRY

6-1 • 248 • So.-1L • LB
 Clearwater, Fla. (Largo)

Ranks second among SEC players with 10.5 tackles/game and tied for third with 0.5 sacks/game ... Has played in four games with three starts ... vs. *BYU* (9/3): Earned the start at Mike linebacker and tied for team-high honors with a career-best 13 tackles (five solo) ... vs. *Southern Illinois* (9/10): Game high-tying eight tackles (five solo) in start ... at *Vanderbilt* (9/17): Led all players with 11 tackles (nine solo), while posting 2.0 TFLs, a sack and a QB hurry in start ... vs. *Georgia* (9/24): Posted a game-high 10 tackles (eight solo), including 1.5 TFLs and a sack.

MARRY'S CAREER STATISTICS

—DEFENSE—

Year	G-S	UT	AT	TT	TFL-YDS	Sacks-Yds
2010	10-1	14	8	22	3.0-6	1.0-4
2011	4-3	27	15	42	3.5-22	2.0-18
Total	14-4	41	23	64	6.5-28	3.0-22

Year	CF	FR	PD	PRES	INT	BLK
2010	0	2	0	1	0	0
2011	0	0	0	1	0	0
Total	0	2	0	2	0	0

MARRY'S CAREER HIGHS

TACKLES: 13, vs. *BYU* (9/3/11)
 SOLO TACKLES: 9, at *Vanderbilt* (9/17/11)
 TFL's: 3.0, vs. *Louisiana-Lafayette* (11/6/10)
 QB SACKS: 1.0, 3x, MR: vs. *Georgia* (9/24/11)
 FUMBLES RECOVERED: 1, vs. *Kentucky* (10/2/10)

92 - CARLTON MARTIN

6-1 • 295 • Fr.-RS • DT
 Madison, Miss. (Madison Central)

Has played in four games this season ... vs. *BYU* (9/3): Saw his first collegiate action ... vs. *Southern Illinois* (9/10): Saw action ... at

Vanderbilt (9/17): Assisted on a tackle for his first career statistic as a Rebel ... vs. *Georgia* (9/24): Saw action.

C. MARTIN'S CAREER STATISTICS

—DEFENSE—

Year	G-S	UT	AT	TT	TFL-YDS	Sacks-Yds
2011	4-0	0	1	1	0.0-0	0.0-0
Total	4-0	0	1	1	0.0-0	0.0-0

Year	CF	FR	PD	PRES	INT	BLK
2010	0	0	0	0	0	0
2011	0	0	0	0	0	0
Total	0	0	0	0	0	0

C. MARTIN'S CAREER HIGHS

TACKLES: 1, at *Vanderbilt* (9/17/11)

49 - WILL MARTIN

6-0 • 210 • So.-Sq • LB
 Madison, Miss. (Madison Central; Southern Miss)

Has not seen action as a Rebel.

79 - BOBBY MASSIE

6-6 • 315 • Jr.-2L • OT
 Lynchburg, Va. (Liberty Christian Academy; Hargrave)

Has played in every game of his career and started each of the last 21 ... vs. *BYU* (9/3): Starting right tackle for an offensive line that did not allow a sack in the game vs. *Southern Illinois* (9/10): Helped pave the way for Jeff Scott's 118 yards on the ground ... Preseason All-America honorable mention by **Consensus Draft Services** ... Named first team preseason All-SEC by **Lindy's** and second team by **Athlon** and **Phil Steele**.

13 - BRISHEN MATHEWS

5-11 • 202 • So.-1L • S
 Monticello, Ark. (Monticello)

Has played in two games this season ... Missed the *Vanderbilt* and *Georgia* games due to injury ... vs. *BYU* (9/3): Posted two solo stops ... vs. *Southern Illinois* (9/10): Saw action.

MATHEWS' CAREER STATISTICS

—DEFENSE—

Year	G-S	UT	AT	TT	TFL-YDS	Sacks-Yds
2010	12-0	14	1	15	0.0-0	0-0
2011	2-0	2	0	2	0.0-0	0-0
Total	14-0	16	1	17	0.0-0	0-0

Year	CF	FR	PD	PRES	INT	BLK
2010	0	0	1	0	0	0
2011	0	0	0	0	0	0
Total	0	0	1	0	0	0

MATHEWS' CAREER HIGHS

TACKLES: 8, vs. *Auburn* (10/30/10)
 SOLO TACKLES: 8, vs. *Auburn* (10/30/10)
 PASSES DEFENDED: 1, vs. *Fresno State* (9/25/10)

70 - EMMANUEL McCRAY

6-5 • 319 • So.-1L • OL
 Jackson, Miss. (Forest Hill)

Has not seen action this season.

12 - DONTÉ MONCRIEF

6-2 • 214 • Fr.-HS • WR
 Raleigh, Miss. (Raleigh)

Has played in and started all four games of his college career ... vs. *BYU* (9/3): Started at split end in his first collegiate game, grabbing three passes for 16 yards ... vs. *Southern Illinois* (9/10): Made two catches for 19 yards in start ... at *Vanderbilt* (9/17): Caught his first career TD on a 47-yard pass from Zack Stoudt ... Also assisted

on a tackle ... vs. *Georgia* (9/24): Led the team with three catches and 68 receiving yards, including a 38-yard TD reception from Randall Mackey ... Member of the 2011 signing class.

MONCRIEF'S CAREER STATISTICS

—RECEIVING—

Year	G-S	Rec	Yds	TD	Lg	Avg.
2011	4-4	9	150	2	47	16.7
Total	4-4	9	150	2	47	16.7

MONCRIEF'S CAREER HIGHS

RECEPTIONS: 3, 2x, MR: vs. *Georgia* (9/24/11)
 RECEIVING YARDS: 68, vs. *Georgia* (9/24/11)
 LONG RECEPTION: 47, at *Vanderbilt* (9/17/11)
 RECEIVING TDS: 1, 2x, MR: vs. *Georgia* (9/24/11)

16 - COLLINS MOORE

6-1 • 187 • Fr.-HS • WR
 Madison, Ala. (Bob Jones)

Has played in two games with one start ... at *Vanderbilt* (9/17): Saw his first collegiate action ... vs. *Georgia* (9/24): Made his first career start ... Member of the 2011 signing class.

22 - PHILANDER MOORE

5-11 • 190 • So.-JC • WR
 Austin, Texas (Bowie; Blinn C.C.)

Has played in four games this season ... vs. *BYU* (9/3): Caught one pass for one yard in his first game as a Rebel ... vs. *Southern Illinois* (9/10): Saw action ... at *Vanderbilt* (9/17): Caught two passes for six yards and rushed once for two yards ... vs. *Georgia* (9/24): Caught one pass for -5 yards and rushed once for -6 yards ... Picked preseason All-SEC fourth team by **Phil Steele**.

P. MOORE'S CAREER STATISTICS

—RECEIVING—

Year	G-S	Rec	Yds	TD	Lg	Avg.
2011	4-0	4	2	0	5	0.5
Total	4-0	4	2	0	5	0.5

—RUSHING—

Year	G-S	Att	Yds	TD	Lg	Avg.
2011	4-0	2	-4	0	2	-2.0
Total	4-0	2	-4	0	2	-2.0

P. MOORE'S CAREER HIGHS

RECEPTIONS: 2, at *Vanderbilt* (9/17/11)
 RECEIVING YARDS: 6, at *Vanderbilt* (9/17/11)
 LONG RECEPTION: 5, at *Vanderbilt* (9/17/11)
 RUSHES: 1, 2x, MR: vs. *Georgia* (9/24/11)
 RUSHING YARDS: 2, at *Vanderbilt* (9/17/11)
 LONGEST RUSH: 2, at *Vanderbilt* (9/17/11)

72 - AARON MORRIS

6-5 • 325 • Fr.-HS • OL
 Jackson, Miss. (Callaway)

Has played in three games this season with one start (LG) ... vs. *Southern Illinois* (9/10): Saw his first collegiate action ... vs. *Georgia* (9/24): Made first career start ... Member of the 2011 signing class.

20 - BRIAN MORRIS

6-1 • 200 • Jr.-Sq • WR
 Tulsa, Okla. (Union; Oklahoma State)

Has not seen action ... Non-scholarship player who joined the team in 2010.

17 - JAMAL MOSLEY

6-4 • 260 • Jr.-JC • TE
 Memphis, Tenn. (Kingsbury; Oklahoma State; Northwest Mississippi C.C.)

Has played in four games this season with three starts ... vs. *BYU* (9/3): Caught two passes for 21 yards in his first game as a Rebel ... vs. *Southern Illinois* (9/10): Caught two passes for 5 yards, including his first career TD, in his first start as a Rebel ... at *Vanderbilt* (9/17): Earned his second straight start at tight end ... vs. *Georgia* (9/24): Made third straight start at TE ... Member of the 2011 signing class.

MOSLEY'S CAREER STATISTICS

—RECEIVING—

Year	G-S	Rec	Yds	TD	Lg	Avg.
2011	4-3	4	26	1	21	6.5
Total	4-3	4	26	1	21	6.5

MOSLEY'S CAREER HIGHS

RECEPTIONS: 2, 2x, MR: vs. *Southern Illinois* (9/10/11)
 RECEIVING YARDS: 21, vs. *BYU* (9/3/11)
 LONG RECEPTION: 21, vs. *BYU* (9/3/11)
 RECEIVING TDs: 1, vs. *Southern Illinois* (9/10/11)

23 - VINCENT MOSS

5-11 • 197 • Sr.-Sq • CB
 Munford, Ala. (Munford)

Has played in four games this season ... vs. *BYU* (9/3): Talled his first career tackle ... vs. *Southern Illinois* (9/10): Posted one tackle ... at *Vanderbilt* (9/17): Recovered a fumble ... vs. *Georgia* (9/24): Made a career-high four solo stops.

MOSS' CAREER STATISTICS

—DEFENSE—

Year	G-S	UT	AT	TT	TFL-YDS	Sacks-Yds
2008	1-0	0	0	0	0.0-0	0-0
2009	1-0	0	0	0	0.0-0	0-0
2011	4-0	6	0	6	0.0-0	0-0
Total	6-0	6	0	6	0.0-0	0-0

Year	CF	FR	PD	PRES	INT	BLK
2008	0	0	0	0	0	0
2009	0	0	0	0	0	0
2011	0	1	0	0	0	0
Total	0	1	0	0	0	0

MOSS' CAREER HIGHS

TACKLES: 4, vs. *Georgia* (9/24/11)
 SOLO TACKLES: 4, vs. *Georgia* (9/24/11)
 FUMBLES RECOVERED: 1, at *Vanderbilt* (9/17/11)

28 - KORVIC NEAT

5-8 • 160 • So.-1L • WR
 Hallandale, Fla. (Hallandale)

Has played in two games this season ... vs. *Southern Illinois* (9/10): Rushed four times for 7 yards in his first action of the season ... vs. *Georgia* (9/24): Saw action.

NEAT'S CAREER STATISTICS

—RUSHING—

Year	G-S	Att	Yds	TD	Lg	Avg.
2010	8-2	10	47	1	13	4.7
2011	2-0	4	7	0	6	1.8
Total	10-2	14	54	1	13	3.9

—RECEIVING—

Year	G-S	Rec	Yds	TD	Lg	Avg.
2010	8-2	9	74	0	22	8.2
2011	2-0	0	0	0	0	0.0
Total	10-2	9	74	0	22	8.2

—KICKOFF RETURNS—

Year	G	Ret	Yds	TD	Lg	Avg.
2010	8	2	41	0	25	20.5
2011	2	0	0	0	0	0.0
Total	10	2	41	0	25	20.5

NEAT'S CAREER HIGHS

RUSHING ATTEMPTS: 5, vs. *Vanderbilt* (9/18/10)
 RUSHING YARDS: 20, vs. *Vanderbilt* (9/18/10)
 LONGEST RUSH: 13, at *LSU* (11/20/10)
 RUSHING TDs: 1, vs. *Vanderbilt* (9/18/10)
 RECEPTIONS: 2, 2x, MR: vs. *Auburn* (10/30/10)
 RECEIVING YARDS: 22, at *Tennessee* (11/13/10)
 LONG RECEPTION: 22, at *Tennessee* (11/13/10)
 KICKOFF RETURNS: 1, 2x, MR at *Tennessee* (11/13/10)
 KICKOFF RETURN YARDS: 25, vs. *Auburn* (10/30/10)
 LONG KICKOFF RETURN: 25, vs. *Auburn* (10/30/10)

9 - IVAN NICHOLAS

5-11 • 201 • Jr.-JC • S
 Jacksonville, Fla. (Lee; ASA College)

Has played in two games this season ... vs. *BYU* (9/3): Played in his first game as a Rebel ... vs. *Southern Illinois* (9/10): Saw action.

8 - DENZEL NKEMDICHE

5-10 • 197 • Fr.-HS • DB
 Loganville, Ga. (Grayson)

Has not seen action ... Member of the 2011 signing class.

27 - SAM NOBLIN

6-2 • 220 • Fr.-RS • LB
 Ocean Springs, Miss. (Ocean Springs)

Has not seen action as a Rebel.

26 - RYAN NOWICKI

6-0 • 171 • Fr.-HS • K
 Fayetteville, Ga. (Starr's Mill)

Has not seen action ... Non-scholarship player who joined the team this fall.

84 - JACK NUISMER

6-2 • 235 • So.-Sq • TE
 Nashville, Tenn. (Ensworth)

Has not seen action as a Rebel ... Non-scholarship player who joined the team in 2009.

4 - NICHOLAS PARKER

5-11 • 235 • Fr.-RS • RB
 Batesville, Miss. (South Panola)

Has not seen action as a Rebel.

36 - JOHN PELOZA

6-4 • 256 • Fr.-RS • TE
 Plano, Texas (Plano West)

Has not seen action as a Rebel ... Non-scholarship player who joined the team in 2010.

99 - GILBERT PENA

6-2 • 326 • Jr.-JC • DT
 Yonkers, N.Y. (Saunders; ASA College)

Has played in four games this season ... vs. *BYU* (9/3): Saw his first action as a Rebel ... vs. *Southern Illinois* (9/10): Saw action ... at *Vanderbilt* (9/17): Posted three tackles (one solo) ... vs. *Georgia* (9/24): Saw action.

PENA'S CAREER STATISTICS

—DEFENSE—

Year	G-S	UT	AT	TT	TFL-YDS	Sacks-Yds
2011	4-0	1	2	3	0.0-0	0-0

Total	4-0	1	2	3	0.0-0	0-0
-------	-----	---	---	---	-------	-----

Year	CF	FR	PD	PRES	INT	BLK
2011	0	0	0	0	0	0
Total	0	0	0	0	0	0

PENA'S CAREER HIGHS

TACKLES: 3, at *Vanderbilt* (9/17/11)
 SOLO TACKLES 1, at *Vanderbilt* (9/17/11)

6 - WESLEY PENDLETON

5-11 • 180 • Jr.-JC • CB
 Natchez, Miss. (Natchez; Copiah-Lincoln C.C.)

Has played in four games with three starts this season ... vs. *BYU* (9/3): Earned the start at right cornerback in his first game as a Rebel, recording a QB hurry ... vs. *Southern Illinois* (9/10): Made five stops (four solo) ... at *Vanderbilt* (9/17): Recorded two tackles (one solo) and a pass break-up in start ... vs. *Georgia* (9/24): Recorded one pass break-up in start.

PENDLETON'S CAREER STATISTICS

—DEFENSE—

Year	G-S	UT	AT	TT	TFL-YDS	Sacks-Yds
2011	4-3	5	2	7	0.0-0	0-0
Total	4-3	5	2	7	0.0-0	0-0

Year	CF	FR	PD	PRES	INT	BLK
2011	0	0	2	1	0	0
Total	0	0	2	1	0	0

PENDLETON'S CAREER HIGHS

TACKLES: 5, vs. *Southern Illinois* (9/10/11)
 SOLO TACKLES: 4, vs. *Southern Illinois* (9/10/11)
 QB HURRIES: 1, vs. *BYU* (9/3/11)
 PASSES DEFENDED: 1, 2x, MR: vs. *Georgia* (9/24/11)

80 - JOSH PINKSTON

6-2 • 185 • Fr.-HS • WR
 Forrest, Miss. (Forrest)

Has not seen action ... Non-scholarship player who joined the team in the fall.

25 - CODY PREWITT

6-3 • 210 • Fr.-HS • DB
 Bay Springs, Miss. (Sylva Bay Academy)

Has played in four games this season ... vs. *BYU* (9/3): Played in his first collegiate game ... vs. *Southern Illinois* (9/10): Saw action ... at *Vanderbilt* (9/17): Recorded the first two tackles of his collegiate career ... vs. *Georgia* (9/24): Posted two stops (one solo) ... Member of the 2011 signing class.

PREWITT'S CAREER STATISTICS

—DEFENSE—

Year	G-S	UT	AT	TT	TFL-YDS	Sacks-Yds
2011	4-0	3	1	4	0.0-0	0-0
Total	4-0	3	1	4	0.0-0	0-0

Year	CF	FR	PD	PRES	INT	BLK
2011	0	0	0	0	0	0
Total	0	0	0	0	0	0

PREWITT'S CAREER HIGHS

TACKLES: 2, 2x, MR: vs. *Georgia* (9/24/11)
 SOLO TACKLES: 2, at *Vanderbilt* (9/17/11)

97 - JOSH PRICE

6-3 • 290 • Fr.-HS • DE
 Columbia, Miss. (Columbia Academy)

Has not seen action ... Non-scholarship player who joined the team in the fall.

88 - JOHN RATLIFF

6-0 • 181 • Fr.-HS • WR
Fort Worth, Texas (Nolan Catholic)

Has not seen action ... Non-scholarship player who joined the team in the fall.

13 - ROBERT RATLIFF

6-0 • 215 • So.-RS • QB
Fort Worth, Texas (Nolan Catholic; Sewanee)

Has not seen action as a Rebel ... Non-scholarship player who joined the team in 2010.

96 - ANDREW RITTER

6-3 • 223 • Jr.-2L • K/P
Jackson, Miss. (Jackson Academy)

Has served as the Rebels' kickoff specialist in every game this season ... vs. *BYU* (9/3): Two of his four kickoffs went for touchbacks ... vs. *Southern Illinois* (9/10): Averaged 67.4 yards on seven kickoffs, with three touchbacks, and made a tackle ... at *Vanderbilt* (9/17): Kicked off twice with a 71.0 yard average ... vs. *Georgia* (9/24): Kicked off twice with a 66.5 yard average.

RITTER'S CAREER STATISTICS

—KICKOFFS—

Year	No.	Yards	Avg.	TB
2009	73	4766	65.3	12
2010	61	3890	63.8	12
2011	15	1027	68.5	5
Total	149	9683	65.0	29

—SPECIAL TEAMS TACKLES—

Year	G	UT	AT	TT
2009	13	1	1	2
2010	11	3	1	4
2011	4	1	0	1
Total	28	5	2	7

90 - GERALD RIVERS

6-5 • 250 • Jr.-2L • DE
Ellenwood, Ga. (Cedar Grove)

Has played in every game this season with two starts ... vs. *BYU* (9/3): Made two tackles (one solo) ... vs. *Southern Illinois* (9/10): Posted two solo tackles, including a TFL ... at *Vanderbilt* (9/17): Recorded two tackles (one solo), including a TFL, and two QB hurries in start ... vs. *Georgia* (9/24): Made two tackles (one solo), including a sack and TFL, and one QB hurry in start.

RIVERS' CAREER STATISTICS

—DEFENSE—

Year	G-S	UT	AT	TT	TFL-YDS	Sacks-Yds
2009	5-0	3	1	4	1.0-5	0-0
2010	10-5	6	8	14	3.0-18	2.5-17
2011	4-2	5	3	8	3.0-8	1.0-2
Total	19-7	14	12	26	7.0-31	3.5-19

Year	CF	FR	PD	PRES	INT	BLK
2009	0	0	0	0	0	0
2010	0	0	0	1	0	0
2011	0	0	0	3	0	0
Total	0	0	0	4	0	0

RIVERS' CAREER HIGHS

TACKLES: 4, at Alabama (10/16/10)
SOLO TACKLES: 2, 3x, MR: vs. Southern Illinois (9/10/11)
TFLs: 1.5, at Alabama (10/16/10)
QB SACKS: 1.5, at Alabama (10/16/10)
QB HURRIES: 2, at Vanderbilt (9/17/11)

81 - BRYSON ROSE

5-11 • 202 • Jr.-1L • K

Raleigh, N.C. (Wakefield)

Has converted both of his field goal attempts this season and 12 of his last 12 overall ... vs. *BYU* (9/3): Connected on field goals of 20 and 29 yards, as well as one PAT ... vs. *Southern Illinois* (9/10): Made good on all six PATs ... at *Vanderbilt* (9/17): Connected on his only PAT ... vs. *Georgia* (9/24): Converted his only PAT chance ... Named preseason All-SEC fourth team by Phil Steele.

ROSE'S CAREER STATISTICS

—KICKING—

Year	FG-FGA	PCT.	PAT-ATT	PCT.	TP
2009	0-0	.000	2-2	1.000	2
2010	16-18	.889	43-44	.977	91
2011	2-2	1.000	9-9	1.000	15
Total	18-20	.900	54-55	.981	108

—FG DISTANCE BREAKDOWN—

Year	0-29	30-39	40-49	50+	LG
2010	9-9	5-7	2-2	0-0	41
2011	2-2	0-0	0-0	0-0	29
Total	11-11	5-7	2-2	0-0	41

ROSE'S CAREER HIGHS

FIELD GOALS MADE: 5, vs. Louisiana-Lafayette (11/6/10)
FIELD GOALS ATTEMPTED: 5, vs. Louisiana-Lafayette (11/6/10)
CONSECUTIVE FGs MADE: 12, 10/16/10 - Present
LONG FIELD GOAL: 41, at Tulane (9/11/10)
PATs MADE: 7, vs. Fresno State (9/25/10)
PATs ATTEMPTED: 7, vs. Fresno State (9/25/10)
CONSECUTIVE PATs MADE: 41, 9/19/09 - 11/27/10
PTS SCORED: 19, vs. Louisiana-Lafayette (11/6/10)

43 - TAYLOR ROTENBERRY

6-0 • 235 • Fr.-HS • FB
Batesville, Miss. (South Panola)

Has not seen action ... Non-scholarship player who joined the team this fall.

10 - VINCE SANDERS

6-1 • 190 • Fr.-RS • WR
Macon, Miss. (Noxubee County)

Has played in three games this season ... vs. *BYU* (9/3): Saw the first action of his college career ... vs. *Southern Illinois* (9/10): Secured his first career reception with a 26-yard grab ... at *Vanderbilt* (9/17): Made one catch for eight yards.

V. SANDERS' CAREER STATISTICS

—RECEIVING—

Year	G-S	Rec	Yds	TD	Lg	Avg.
2011	3-0	2	34	0	26	17.0
Total	3-0	2	34	0	26	17.0

V. SANDERS' CAREER HIGHS

RECEPTIONS: 1, 2x, MR: at Vanderbilt (9/17/11)
RECEIVING YARDS: 26, vs. Southern Illinois (9/10/11)
LONG RECEPTION: 26, vs. Southern Illinois (9/10/11)

3 - CHARLES SAWYER

5-11 • 175 • So.-1L • CB
Miami, Fla. (Coral Reef)

Tied for third in the SEC and seventh nationally with 0.75 interceptions per game ... Has played in and started every game this year ... vs. *BYU* (9/3): Posted seven tackles (three solo) and returned an interception 96 yards for a touchdown in his first career start as a free safety ... vs. *Southern Illinois* (9/10): Made four tackles (two solo) and intercepted a pass for the second straight game, in start ... at *Vanderbilt* (9/17): Posted three stops (two solo), including a career-high 2.0 TFLs ... vs. *Georgia* (9/24): Made nine tackles, including a career-high eight solo stops, intercepted one pass and broke up another.

SAWYER'S CAREER STATISTICS

—DEFENSE—

Year	G-S	UT	AT	TT	TFL-YDS	Sacks-Yds
2010	12-4	36	13	49	1.0-2	0-0
2011	4-4	15	8	23	2.0-2	0-0
Total	16-8	51	21	72	3.0-4	0-0

Year	CF	FR	PD	PRES	INT	BLK
2010	0	1	4	0	2	0
2011	0	0	4	0	3	0
Total	0	1	8	0	5	0

SAWYER'S CAREER HIGHS

TACKLES: 10, at Tulane (9/11/10)
SOLO TACKLES: 8, vs. Georgia (9/24/11)
TFLs: 2.0, at Vanderbilt (9/17/11)
INTERCEPTIONS: 1, 5x, MR: vs. Georgia (9/24/11)
INT. RETURNED FOR TOUCHDOWN: 1, vs. *BYU* (9/3/11); 96 yds.

44 - CHARLIE SCOTT

6-0 • 220 • Fr.-HS • FB
Jackson, Miss. (St. Andrew's Episcopal)

Has not seen action ... Non-scholarship player who joined the team this fall.

3 - JEFF SCOTT

5-7 • 175 • So.-1L • RB
Miami, Fla. (Archbishop Carroll)

Leads the SEC and ranks fifth in the nation in punt return average (20.1) ... Among SEC players, ranks fifth in all-purpose yards (130.0/game) and tied for 10th in touchdowns (4) ... Has played in four games this season with three starts ... vs. *BYU* (9/3): Rushed five times for 17 yards, caught two passes for 25 yards and ran back one punt for 44 yards and two kickoffs for 27 yards ... vs. *Southern Illinois* (9/10): Scored four touchdowns, including a career-high three rushing TDs in start ... Totaled 210 all-purpose yards with 118 yards rushing on 16 carries, 63 punt return yards on two returns and 29 kick return yards on two returns ... Scored on rushes of 37, 4 and 7 yards and a 67-yard punt return ... First Rebel with three rushing TDs since Dexter McCluster (2009), first Rebel with three TDs in one quarter since Randy Baldwin (1990) and first Rebel with at least two rushing TDs and a punt return TD in the same game since Deuce McAllister (2000) ... at *Vanderbilt* (9/17): Rushed 15 times for a team-high 43 yards and caught a team-high four passes for one yard ... Also returned a punt for 13 yards and three kickoffs for 61 yards ... vs. *Georgia* (9/24): Rushed eight times for a team-high 34 yards, caught two passes for 10 yards, returned two punts for 18 yards and one kick for 14 yards.

J. SCOTT'S CAREER STATISTICS

—RUSHING—

Year	G-S	Att	Yds	TD	Lg	Avg.
2010	10-6	66	429	3	83	6.5
2011	4-3	44	212	3	37	4.8
Total	14-9	110	641	6	83	5.8

—RECEIVING—

Year	G-S	Rec	Yds	TD	Lg	Avg.
2010	10-6	5	25	0	13	5.0
2011	4-3	8	36	0	16	4.5
Total	14-9	13	61	0	16	4.7

—KICKOFF RETURNS—

Year	G	Ret	Yds	TD	Lg	Avg.
2010	10	15	416	0	41	27.7
2011	4	8	131	0	25	16.4
Total	14	23	547	0	41	23.8

—PUNT RETURNS—

Year	G	Ret	Yds	TD	Lg	Avg.
2010	10	0	0	0	0	0.0
2011	4	6	138	1	67	23.0
Total	14	6	138	1	67	23.0

J. SCOTT'S CAREER HIGHS

RUSHING ATTEMPTS: 16, vs. Southern Illinois (9/10/11)
RUSHING YARDS: 134, vs. Auburn (10/30/10)

LONGEST RUSH: 83, vs. Auburn (10/30/10)
 100-YARD RUSHING GAMES: 2, MR: vs. Southern Illinois (9/10/11)
 RUSHING TDs: 3, vs. Southern Illinois (9/10/11)
 RECEPTIONS: 4, 2x, MR: at Vanderbilt (9/17/11)
 RECEIVING YARDS: 30, vs. Mississippi State (11/27/10)
 LONG RECEPTION: 16, vs. BYU (9/3/11)
 KICKOFF RETURNS: 7, at LSU (11/20/10)
 KICKOFF RETURN YARDS: 188, at LSU (11/20/10)
 LONG KICKOFF RETURN: 41, at LSU (11/20/10)
 PUNT RETURNS: 2, 2x, MR: vs. Georgia (9/24/11)
 PUNT RETURN YARDS: 63, vs. Southern Illinois (9/10/11)
 LONG PUNT RETURN: 67, vs. Southern Illinois (9/10/11)

38 - D.T. SHACKELFORD

6-1 • 250 • Jr.-2L • LB
 Decatur, Ala. (Austin)

Has not seen action this year ... Named the 22nd recipient of the Chucky Mullins Courage Award ... Received the Jeff Hamm Award as the Most Outstanding Defensive Player of spring drills ... Suffered a torn right ACL during the final week of spring practice.

SHACKELFORD'S CAREER STATISTICS
 —DEFENSE—

Year	G-S	UT	AT	TT	TFL-YDS	Sacks-Yds
2009	11-0	15	5	20	2.0-3	0.0-0
2010	12-6	27	21	48	9.0-36	5.0-20
Total	23-6	42	26	68	11.0-39	5.0-20

Year	CF	FR	PD	PRES	INT	BLK
2009	0	2	1	0	1	0
2010	1	1	0	3	0	0
Total	1	3	1	3	1	0

SHACKELFORD'S CAREER HIGHS

TACKLES: 9, vs. Mississippi State (11/27/10)
 SOLO TACKLES: 7, vs. Mississippi State (11/27/10)
 TFLs: 2.5, vs. Vanderbilt (9/18/10)
 QB SACKS: 1.0, 3x, MR: vs. Mississippi State (11/27/10)
 INTERCEPTIONS: 1, vs. Southeastern La. (9/19/09)

39 - JOSH SHIPP

6-0 • 190 • Jr.-JC • S
 Batesville, Miss. (South Panola; Northwest Mississippi C.C.)

Has not seen action ... Transferred to Ole Miss in January and joined the team for spring drills.

23 - TIM SIMON

6-0 • 228 • So.-Sq • RB
 Cordova, Ala. (Cordova)

Has not seen action ... Played in one game in 2009 before being injured.

7 - TOBIAS SINGLETON

6-0 • 190 • Fr.-HS • WR
 Madison, Miss. (Madison Central)

Ranks seventh in the SEC with a 22.2 kick return average ... Has played in three games this season ... vs. *Southern Illinois (9/10)*: In his first career game, returned three kickoffs for a total of 75 yards, including a long of 34 ... at *Vanderbilt (9/17)*: Saw action ... vs. *Georgia (9/24)*: Returned two kickoffs for 36 yards ... Member of the 2011 signing class.

SINGLETON'S CAREER STATISTICS
 —KICKOFF RETURNS—

Year	G	Ret	Yds	TD	Lg	Avg.
2011	3	5	111	0	34	22.2
Total	3	5	111	0	34	22.2

SINGLETON'S CAREER HIGHS

KICKOFF RETURNS: 3, vs. Southern Illinois (9/10/11)
 KICKOFF RETURN YARDS: 75, vs. Southern Illinois (9/10/11)

LONG KICKOFF RETURN: 34, vs. Southern Illinois (9/10/11)

93 - JUSTIN SMITH

6-3 • 301 • Sr.-2L • DT
 Alpharetta, Ga. (Chattahoochee)

Has played in and started every game this season ... vs. *BYU (9/3)*: Made two tackles (one solo) in his first career start ... vs. *Southern Illinois (9/10)*: Posted a career-high five total tackles (three solo) ... at *Vanderbilt (9/17)*: Recorded two tackles (one solo) ... vs. *Georgia (9/24)*: Set or tied career highs with six tackles (three solo), 1.0 TFL and 0.5 sack.

SMITH'S CAREER STATISTICS
 —DEFENSE—

Year	G-S	UT	AT	TT	TFL-YDS	Sacks-Yds
2008	12-0	4	2	6	0.0-0	0-0
2009	2-0	1	1	2	0.5-1	0-0
2010	8-0	3	5	8	2.0-3	0.5-1
2011	4-4	8	7	15	1.0-4	0.5-3
Total	26-4	16	15	31	3.5-8	1.0-4

SMITH'S CAREER HIGHS

TACKLES: 6, vs. Georgia (9/24/11)
 SOLO TACKLES: 3, 3x, MR: vs. Georgia (9/24/11)
 TFLs: 1.0, 2x, MR: vs. Georgia (9/24/11)
 SACKS: 0.5, 2x, MR: vs. Georgia (9/24/11)

78 - BRADLEY SOWELL

6-7 • 320 • Sr.-3L • OT
 Hernando, Miss. (Hernando)

Named a team captain for the 2011 season ... Has started 28 of the Rebels' last 29 games, missing only the Northern Arizona game in 2009 ... vs. *BYU (9/3)*: Starting at left tackle, helped the offensive line not allow a sack ... vs. *Southern Illinois (9/10)*: Helped pave the way for Jeff Scott's 118 yards on the ground ... Chosen preseason All-America honorable mention by *NationalChamps.net* ... Preseason first team All-SEC selection by *Sporting News*, *Athlon*, *Phil Steele*, *Blue Ribbon* and *Birmingham News (SEC SIDs)*.

SOWELL'S CAREER STATISTICS
 —RECEIVING—

Year	G-S	Rec	Yds	TD	Lg	Avg.
2008	13-0	1	1	1	1	1.0
Total	41-28	1	1	1	1	1.0

SOWELL'S CAREER HIGHS

RECEPTIONS: 1, vs. Mississippi State (11/28/08)
 RECEIVING YARDS: 1, vs. Mississippi State (11/28/08)
 RECEIVING TDs: 1, vs. Mississippi State (11/28/08)
 LONG RECEPTION: 1, vs. Mississippi State (11/28/08)

8 - ZACK STOUDT

6-4 • 217 • Jr.-JC • QB
 Dublin, Ohio (Dublin Coffman; Iowa Western C.C.)

Has played in four games with starts in the last three ... vs. *BYU (9/3)*: Entered in the 2nd quarter and completed 14 of 26 passes for 141 yards, conducting a pair of drives that resulted in field goals ... vs. *Southern Illinois (9/10)*: In his first start as a Rebel, completed 11 of 18 passes for 118 yards and his first career touchdown, connecting with Jamal Mosley for a 3-yard score ... at *Vanderbilt (9/17)*: Completed 13-of-26 passes for 139 yards, with one TD and five interceptions in start ... vs. *Georgia (9/24)*: Connected on 9 of 23 passes for 71 yards, with one interception.

STOUDT'S CAREER STATISTICS
 —PASSING—

Year	G-S	Cmp-Att	Pct.	Yds	TD	INT	LP
2011	4-3	47-93	.505	469	2	6	47
Total	4-3	47-93	.505	469	2	6	47

—RUSHING—

Year	G-S	Att	Yds	TD	Lg	Avg.
------	-----	-----	-----	----	----	------

2011	4-3	9	-55	0	13	-13.8
Total	4-3	9	-55	0	13	-13.8

STOUDT'S CAREER HIGHS

PASSING ATTEMPTS: 26, 2x, MR: at Vanderbilt (9/17/11)
 COMPLETIONS: 14, vs. BYU (9/3/11)
 PASSING YARDS: 141, vs. BYU (9/3/11)
 PASSING TD'S: 1, 2x, MR: at Vanderbilt (9/17/11)
 LONG COMPLETION: 47, at Vanderbilt (9/17/11)
 INTERCEPTIONS: 5, at Vanderbilt (9/17/11)
 LONG RUSH: 13, vs. Georgia (9/24/11)

54 - WALKER STURGEON

6-1 • 254 • Fr.-RS • DE
 Horn Lake, Miss. (DeSoto Central)

Has not seen action as a Rebel.

56 - EVAN SWINDALL

6-2 • 300 • So.-1L • C
 LaFayette, Ga. (LaFayette)

Has played in one game this season ... at *Vanderbilt (9/17)*: Saw action at center.

—DEFENSE—

Year	G-S	UT	AT	TT	TFL-YDS	Sacks-Yds
2010	6-0	1	0	1	0.0-0	0-0
2011	1-0	0	0	0	0.0-0	0-0
Total	7-0	1	0	1	0.0-0	0-0

37 - MATT TARPLEY

5-9 • 175 • So.-Sq • WR
 Minneapolis, Minn. (Wayzata)

Has not seen action as a Rebel ... Non-scholarship player who joined the team in 2009.

4 - MARCUS TEMPLE

5-10 • 190 • Sr.-3L • CB
 Manquin, Va. (King William; Hargrave)

Tied for sixth in the SEC and 21st nationally with 0.5 interceptions per game ... Named a team captain for the 2011 season ... Has played in and started every game this season ... vs. *BYU (9/3)*: Started at left cornerback and registered six tackles (five solo) with a TFL, his first career sack and a pass break-up ... vs. *Southern Illinois (9/10)*: Made three solo stops and picked off a pass, which he returned 10 yards ... at *Vanderbilt (9/17)*: Recorded four solo tackles and intercepted a pass for the second straight game ... vs. *Georgia (9/24)*: Posted six tackles (five solo).

TEMPLE'S CAREER STATISTICS
 —DEFENSE—

Year	G-S	UT	AT	TT	TFL-YDS	Sacks-Yds
2008	12-1	15	7	22	0.0-0	0-0
2009	13-2	11	5	16	0.0-0	0-0
2010	12-12	26	22	48	2.0-6	0-0
2011	4-4	17	2	19	1.0-9	1.0-9
Total	41-19	69	36	105	3.0-15	1.0-9

Year	CF	FR	PD	PRES	INT	BLK
2008	0	1	1	1	0	0
2009	0	0	2	0	1	0
2010	0	2	3	0	0	0
2011	0	0	3	0	2	0
Total	0	3	9	1	3	0

TEMPLE'S CAREER HIGHS

TACKLES: 8, at Alabama (10/16/10)
 SOLO TACKLES: 6, 2x, MR: at Alabama (10/16/10)
 TFLs: 1.0, 3x, MR: vs. BYU (9/3/11)
 INTERCEPTIONS: 1, 3x, MR: at Vanderbilt (9/17/11)
 PASSES DEFENDED: 1, 9x, MR: vs. Georgia (9/24/11)
 SACKS: 1.0, vs. BYU (9/3/11)

29 - DEVIN THOMAS

5-9 • 209 • Jr.-2L • RB
San Antonio, Texas (Madison)

Has played in four games this season ... *vs. BYU (9/3)*: Ran the ball once for three yards and caught one pass for five yards ... *vs. Southern Illinois (9/10)*: Set career highs with nine rushes and 42 rushing yards and scored his first career TD on a 3-yard run ... *at Vanderbilt (9/17)*: Saw action ... *vs. Georgia (9/24)*: Rushed twice for nine yards.

D. THOMAS' CAREER STATISTICS

—RUSHING—

Year	G-S	Att	Yds	TD	Lg	Avg.
2008	5-0	5	34	0	19	6.8
2010	12-2	6	13	0	4	2.2
2011	4-0	12	54	1	16	4.5
Total	21-2	23	101	1	19	4.4

—RECEIVING—

Year	G-S	Rec	Yds	TD	Lg	Avg.
2008	5-0	0	0	0	0	0.0
2010	12-2	0	0	0	0	0.0
2011	4-0	1	5	0	5	5.0
Total	21-2	1	5	0	5	5.0

D. THOMAS' CAREER HIGHS

RUSHING ATTEMPTS: 9, *vs. Southern Illinois (9/10/11)*
RUSHING YARDS: 42, *vs. Southern Illinois (9/10/11)*
RUSHING TD'S: 1, *vs. Southern Illinois (9/10/11)*
LONGEST RUSH: 19, *at Wake Forest (9/6/08)*
RECEPTIONS: 1, *vs. BYU (9/3/11)*
RECEIVING YARDS: 5, *vs. BYU (9/3/11)*
LONG RECEPTION: 5, *vs. BYU (9/3/11)*

54 - CARLOS THOMPSON

6-4 • 250 • So.-1L • DE
Hollandale, Miss. (Simmons)

Has played in two games this year ... *vs. BYU (9/3)*: Saw action ... *vs. Southern Illinois (9/10)*: Saw action.

C. THOMPSON'S CAREER STATISTICS

—DEFENSE—

Year	G-S	UT	AT	TT	TFL-YDS	Sacks-Yds
2010	7-0	1	0	1	1.0-13	1.0-13
2011	2-0	0	0	0	0-0	0-0
Total	9-0	1	0	1	1.0-13	1.0-13

Year	CF	FR	PD	PRES	INT	BLK
2010	0	0	0	0	0	0
2011	0	0	0	0	0	0
Total	0	0	0	0	0	0

98 - TAURUS WARD

6-2 • 320 • Jr.-RS • DT
Aberdeen, Miss. (Aberdeen; Itawamba C.C.)

Has not seen action as a Rebel.

73 - ALEX WASHINGTON

6-4 • 360 • Sr.-3L • OL
Monroe, La. (Carroll)

Has played in every game this season, mostly on special teams.

30 - D'LYLE WASHINGTON

5-7 • 178 • Fr.-HS • RB
Carrollton, Texas (Plano East)

Has not seen action ... Non-scholarship player who joined the team in the spring.

55 - CAMERON WHIGHAM

6-2 • 255 • So.-1L • DE
Snellville, Ga. (Shiloh)

Has played in two games this season ... *vs. BYU (9/3)*: Assisted on a tackle ... *vs. Southern Illinois (9/10)*: Saw action.

WHIGHAM'S CAREER STATISTICS

—DEFENSE—

Year	G-S	UT	AT	TT	TFL-YDS	Sacks-Yds
2010	8-0	2	3	5	0.0-0	0-0
2011	2-0	0	1	1	0.0-0	0-0
Total	10-0	2	4	6	0.0-0	0-0

WHIGHAM'S CAREER HIGHS

TACKLES: 3, *vs. at Tennessee (11/13/10)*
SOLO TACKLES: 1, 2x, MR: *vs. Mississippi State (11/27/11)*

21 - ZAROLD WILDER

5-6 • 173 • Fr.-HS • RB
Powder Springs, Ga. (McEachern)

Has not seen action ... Non-scholarship player who joined the team this fall.

87 - ALEX WILLIAMS

6-4 • 230 • So.-Sq • TE
Tallahassee, Fla. (Florida A&M High)

Has not seen action as a Rebel.

44 - RALPH WILLIAMS

6-0 • 238 • Fr.-RS • LB
Miami, Fla. (Southridge)

Has played in four games this season with one start ... *vs. BYU (9/3)*: Posted five tackles (two solo), including a TFL, in his first collegiate game ... *vs. Southern Illinois (9/10)*: Made two tackles (one solo) ... *at Vanderbilt (9/17)*: Assisted on three tackles ... *vs. Georgia (9/24)*: Made three tackles (one solo) in his first career start.

R. WILLIAMS' CAREER STATISTICS

—DEFENSE—

Year	G-S	UT	AT	TT	TFL-YDS	Sacks-Yds
2011	4-1	4	9	13	1.0-2	0-0
Total	4-1	4	9	13	1.0-2	0-0

R. WILLIAMS' CAREER HIGHS

TACKLES: 5, *vs. BYU (9/3/11)*
SOLO TACKLES: 2, *vs. BYU (9/3/11)*
TFLs: 1.0, *vs. BYU (9/3/11)*

31 - RUDY WILSON

5-11 • 215 • Jr.-2L • LB
Port Orange, Fla. (Mainland; Hargrave)

Has played in three games this season ... *vs. Southern Illinois (9/10)*: Saw action on special teams ... *at Vanderbilt (9/17)*: Saw action ... *vs. Georgia (9/24)*: Posted one tackle, which was a TFL.

WILSON'S CAREER STATISTICS

—DEFENSE—

Year	G-S	UT	AT	TT	TFL-YDS	Sacks-Yds
2009	3-0	1	0	1	0.0-0	0-0
2010	3-0	2	0	2	1.0-4	0-0
2011	3-0	1	0	1	1.0-2	0-0
Total	9-0	4	0	4	2.0-6	0-0

WILSON'S CAREER HIGHS

TACKLES: 1, 4x, MR: *vs. Georgia (9/24/11)*
SOLO TACKLES: 1, 3x, MR: *vs. Georgia (9/24/11)*
TFL: 1.0, 2x, MR: *vs. Georgia (9/24/11)*

82 - T.J. WORTHY

6-2 • 200 • Fr.-HS • WR
Gadsden, Ala. (Gadsden)

Has not seen action ... Member of the 2011 signing class.