

Ole Miss

2018 FOOTBALL GAME NOTES

OLEMISSSPORTS.COM
OLEMISSGAMEDAY.COM
@OLEMISSSPORTS
@OLEMISSFB
@REBELGAMEDAY
@COACHMATTLUKE

f OLEMISSSPORTS
f OLEMISSFOOTBALL
@OLEMISSFB
@WEAREOLEMISS
@OLEMISSFB

#OLEMISS
#HOTTYTODDY
#FINSUPREBELS
#WAOM
#BEATULM
#WEARNAVY

3 NATIONAL CHAMPIONSHIPS | 6 SEC CHAMPIONSHIPS | 24 BOWL WINS | 37 BOWL APPEARANCES | 669 ALL-TIME VICTORIES
58 FIRST TEAM ALL-AMERICANS | 23 NFL FIRST ROUND DRAFT PICKS | 294 PRO DRAFT SELECTIONS | 24 ACADEMIC ALL-AMERICANS

MEDIA COVERAGE

SEC NETWORK



Dave Neal, Play-by-Play
DJ Shockley, Analyst
Dawn Davenport, Sideline

OLE MISS IMG NETWORK



David Kellum, Play-by-Play
Harry Harrison, Analyst
Richard Cross, Sideline
Brett Norsworthy, Pre- & Post-Game

SIRIUS XM SATELLITE RADIO



Sirius 103, XM 191, Internet 962

QUICK FACTS

First Year of Football: 1893
Number of Years Playing Football: 124
All-Time Overall Record: 669-519-35
All-Time Bowl Record: 24-13
All-Time Overtime Record: 6-8
Longest Undeclared Streak: 21 games, 1959-61
Consecutive Victories: 13 games, 1955-56

OLE MISS COACHING STAFF

On the field:

Matt Luke Head Coach
Phil Longo Quarterbacks/Offensive Coord.
Wesley McGriff Defensive Coord.
Jason Jones Safeties/Co-Defensive Coord.
Jack Bicknell, Jr. Offensive Line
Derrick Nix Running Backs
Jacob Peeler Wide Receivers
Freddie Roach Defensive Line
Jon Sumrall Linebackers
Viktor Irokansi Defensive GA
Mason Martin Offensive GA

In the press box:

Charles Clark Cornerbacks
Maurice Harris Tight Ends
Tayler Polk Defensive GA
Josh Snow Offensive GA



Ole Miss
REBELS
(3-2, 0-2 SEC)

Head Coach: Matt Luke
Career: 9-8/2nd
At OM: 9-8/2nd

THE MATCHUP

Date: Saturday, Oct. 6, 2018
Time: 3 p.m. CT
Location: Oxford, Miss.
Venue: Vaught-Hemingway Stadium (64,038)
Surface: Natural Grass
Series: Ole Miss leads 3-0
In Oxford: Ole Miss leads 3-0
Streak: Ole Miss, W3
Live Stats: OleMissSports.com
Live Audio: OleMissSports.com
Twitter Updates: @OleMissFB



ULM
WARHAWKS
(2-3, 0-2 SUN BELT)

Head Coach: Matt Viator
Career: 10-19/3rd
At ULM: 85-52/13th

WHAT TO WATCH FOR

- This is the 91st Homecoming game at Ole Miss since 1924 ... The Rebels are 73-15-2 all-time and have won 19 of their last 21, including last year's 57-35 victory over Vanderbilt.
- This game marks just the fourth time Ole Miss and ULM have squared off on the football field.
- Ole Miss holds a 3-0 advantage all-time in the series, with all three wins coming in Oxford.
- The Rebels are 25-5 in their last 30 games vs. non-conference opponents ... Ole Miss hasn't lost a home non-conference game since 2012.
- Ole Miss is 31-1-2 all-time against current members of the Sun Belt Conference.
- The Ole Miss defense has forced at least two turnovers in four straight games for the first time since 2014 ... The Rebels have recovered five fumbles which ranks third in the SEC and 12th nationally.
- The Rebels rank 10th in the NCAA in defensive touchdowns (two).
- QB **Jordan Ta'amu** leads the SEC and ranks sixth in the NCAA with 1,537 passing yards ... Ta'amu also ranks in the top three in the SEC in passing efficiency (155.3), passing yards per game (307.4), passing yards per completion (15.5) and total offense (317.2).
- RB **Scottie Phillips** ranks 10th nationally in rushing yards (563), rushing TDs (six) and rushing yards per carry (7.2).
- LB **Mohamed Sanogo** is fifth in the SEC with 7.8 tackles per game.

124

It's the 124th season of football at Ole Miss. The Rebels didn't field teams in 1897 due to yellow fever epidemic and also in 1943 when football was abolished at all Mississippi institutions.

2012

Ole Miss hasn't lost a home non-conference game since 2012 when Texas came into Oxford and beat the Rebels 66-31 on Sept. 15.

2+

The Ole Miss defense has forced at least two turnovers in four straight games for the first time since 2014.

2018 SCHEDULE

TEXAS TECH	SIU	ALABAMA*	KENT STATE	LSU*	ULM	ARKANSAS*	AUBURN*	SOUTH CAROLINA*	TEXAS A&M*	VANDERBILT*	MSU*
Sept. 1 W, 47-27 ESPN	Sept. 8 W, 76-41 SECN Alt.	Sept. 15 L, 7-62 ESPN	Sept. 22 W, 38-17 SECN	Sept. 29 L, 16-45 ESPN	Oct. 6 3 p.m. SECN	Oct. 13 6:30 p.m. SECN	Oct. 20 TBA	Nov. 3 TBA	Nov. 10 TBA	Nov. 17 TBA	Nov. 22 6:30 p.m. CT ESPN

OLE MISS ATHLETICS COMMUNICATIONS

Kyle Campbell.....Associate A.D.
Email: kyle@olemiss.edu
Duties: Primary Contact, Interviews

Brad SheffieldComm. Specialist
Email: brads@olemiss.edu
Duties: Credentials, Notes, Player Interviews

Adam KuffnerComm. Specialist
Email: kuffner@olemiss.edu
Duties: Flipcard, Stats

Alex SimsComm. Specialist
Email: apsims@olemiss.edu
Duties: Game Program

Mitch PraxlComm. Specialist
Email: mjpraxl@olemiss.edu

Caitie SmithComm. Specialist
Email: caitie@olemiss.edu

Tyler WootenComm. Specialist
Email: tjwooten@olemiss.edu

Ashley Mangrum.....Senior Staff Assistant
Email: ash1@olemiss.edu

908 All-American Dr.
University, MS 38677
662.915.7522

SEC TELECONFERENCE

Coach Matt Luke will be available on the weekly SEC Teleconference every Wednesday from Aug. 29-Nov. 21, from 11:20-11:30 a.m. CT. The number is available through the SEC office at (205) 348-3000. Below is the order of participants:

10:00 a.m. Ed Orgeron, LSU

10:10 a.m. Kirby Smart, Georgia

10:20 a.m. Dan Mullen, Florida

10:30 a.m. Derek Mason, Vanderbilt

10:40 a.m. Nick Saban, Alabama

10:50 a.m. Jeremy Pruitt, Tennessee

11:00 a.m. Chad Morris, Arkansas

11:10 a.m. Will Muschamp, South Carolina

11:20 a.m. Matt Luke, Ole Miss

11:30 a.m. Jimbo Fisher, Texas A&M

11:40 a.m. Mark Stoops, Kentucky

11:50 a.m. Joe Moorhead, Mississippi State

12:00 p.m. Barry Odom, Missouri

12:10 p.m. Gus Malzahn, Auburn

OLE MISS MEDIA SCHEDULE GAME WEEK

SUNDAY	MONDAY	TUESDAY	WEDNESDAY	THURSDAY	FRIDAY
<ul style="list-style-type: none">Practice closedNo interviews	<ul style="list-style-type: none">Coach Luke press conf. at 11:15 a.m. in Manning Center Team Meeting RoomCoordinators will follow Luke at press conference	<ul style="list-style-type: none">Portions of practice open to mediaAssistant coaches and players available after practiceRebTalk radio show (7-8 p.m., Boure)	<ul style="list-style-type: none">SEC teleconference Luke at 11:20 a.m.Practice closedLuke and players available after practice	<ul style="list-style-type: none">Practice closedNo interviews	<ul style="list-style-type: none">Practice closedNo interviews

WEEKLY PRESS CONFERENCE: Ole Miss will host its weekly fall press conferences every Monday at 11:15 a.m. CT in the Burns Team Meeting Room at the Manning Center. Various Ole Miss coaches and staff will take the podium first and will be followed by Coach Matt Luke at approximately 11:30 a.m. Defensive coordinator Wesley McGriff and offensive coordinator Phil Longo will follow Coach Luke at the podium. Members of the media unable to attend the Monday press conference may watch live on SEC Network+ (on the ESPN app) or on the Ole Miss Athletics Facebook page.

PLAYER/ASSISTANT INTERVIEWS: Coordinators will take part in the Monday press conference. Select players and assistant coaches will be available after practice on Tuesday. Coach Luke and select players will be available after practice on Wednesday. All media interviews will be held in the team meeting room. There is no availability on Thursday or Friday.

PRACTICES: All practices are closed to the public and open to media for select periods on Tuesdays. Media are forbidden from reporting (e.g. tweeting, blogging, etc.) on anything related to practice until the post-practice interviews. This includes media who leave practice early. On available days, media will be alerted which periods are available for video. Live video is prohibited, and use of footage from practices must be limited to three minutes per day. Videographers and photographers must use tight shots and not formations. If you have not previously attended practices, please contact the Communications office for prior approval and daily alerts on practice locations and times.

AUDIO/VIDEO RESTRICTIONS: Press conferences, media opportunities, practices and any form of competition may not be broadcast live, including Facebook Live and related media, without prior consent of the athletics department. Use of footage from practices is limited to three minutes per day. This includes content attained via FTP, which should be credited to Ole Miss Sports Productions. Ole Miss offers free FTP downloads of practice footage, interviews and game highlights for television stations to use during regularly scheduled news/sportscasts. To access the Ole Miss FTP site, please contact Seth Austin with Ole Miss Sports Productions at saustin@olemiss.edu or 662-816-3436.

WEEKDAY PARKING: Parking permits are required for everyone on campus Monday through Friday between 7:30 a.m. and 5 p.m. Media that plan to regularly attend practices, press conferences and other on-campus events may purchase a Vendor Permit from Campus Parking (www.olemiss.edu/parking), which is good for the full academic year. Those without parking permits are advised to park in a metered spot in the east lot of the Manning Center and feed the meter. Day passes are also available online at www.olemiss.edu/parking/visitors.html.

PHOTOGRAPHERS: Per NCAA rule, images or likeness of current student-athletes may not be sold, distributed or used for commercial purposes.

WORKING CREDENTIALS: To request game credentials, go to Ole Miss' online credentialing site: www.sportssystem.com/OleMiss. Credential requests must be made as early as possible by the sports director of each media outlet and are limited to those media who will be attending the game in a working capacity. Media must agree to the SEC Media Policy before requesting credentials. Media credentials are allotted on the following basis: 1) daily newspapers; 2) network affiliate television stations; 3) websites whose primary purpose is to gather and disseminate news and who have an affiliation with a nationally recognized media entity/network; 4) magazines, weekly newspapers and non-broadcast radio stations. All season credential requests need to be submitted by August 18. Credential demands are heavy, and we hope you understand the space limitations we must deal with each year. For those of you who are not credentialed for all of the games you requested, we hold onto your request and will contact you if space becomes available on a game-by-game basis.

GAMEDAY DRIVING DIRECTIONS: Media traveling to campus should take the Chucky Mullins Drive exit off of Highway 6 and travel north toward the 4-way stop. Those with garage parking passes should turn right onto Hill Drive, and those with Tad Smith Coliseum passes should continue straight on Chucky Mullins Drive. Both lots are located on the right side of their respective streets.

GAMEDAY PARKING: Gameday media parking is located in two locations: 1) garage adjacent to The Pavilion; and 2) lot near Tad Smith Coliseum. Media should check their pass to indicate for which lot they are designated. For passed marked for the garage, each pass is for a specific numbered parking spot. Cars parked in the wrong spot will be towed. Passes marked for Tad Smith Coliseum are for a lot located west of the old arena.

MEDIA GATE: Media will enter Gate 35 on the west side of the stadium beginning three and a half (3.5) hours prior to kickoff. The media will-call table will be located there, and photographers must show a photo I.D. to receive sideline vest. Parking passes may not be picked up at media will-call and must be requested at least seven days prior to gameday to ensure delivery.

RECRUITS: Media are not permitted to have contact with a prospect -- from when they check in until after they have checked out or concluded their visit and are no longer inside our facilities. Media are also forbidden from having direct contact with the prospects' family members who are present at the visit. In addition, media may not be present during any recruiting contact and may not video or photograph a prospect during a visit.

OLE MISS STYLE GUIDE

NAME

Ole Miss (preferred)
University of Mississippi
~~Mississippi~~

NICKNAME

Rebels

LOGO



COLORS

Cardinal Red (PMS 186)
Navy Blue (PMS 2767)

MASCOT



TONY

N.W.O.

METCALF

21 catches | 405 receiving yards
Four touchdowns | 81.0 yards per game

- Has a TD in four out of five games in 2018
- No. 28 nationally with four receiving TDs
 - Leads team with three catches of more than 50 yards
- Preseason All-SEC 2nd Team (Phil Steele)
- Preseason All-SEC 3rd team (Coaches, Lindy's)

BROWN

35 catches | 453 receiving yards
Three touchdowns | 90.6 yards per game

- No. 11 nationally in receptions (7 per game)
 - Maxwell Award watch list
 - Biletnikoff Award watch list
 - Walter Camp Award watch list
 - Preseason All-America 1st team (AP, ESPN, Athletic, Athlon, Sporting News)
 - No. 1 WR in the nation (USA Today)

LODGE

16 catches | 207 receiving yards
51.8 yards per game

- Breakout season in 2017 as a junior
 - 12th in SEC in receiving yards (698) in 2017
- 10th in SEC in receiving yards per game (58.2) last season
- Led team last season with 17.02 yards per reception



- OLE MISS RECEIVING CORPS RANKS SECOND IN THE SEC WITH 307.4 YARDS RECEIVING PER GAME
- METCALF, BROWN & LODGE HAVE COMBINED FOR 1,065 YARDS ON 72 CATCHES & SEVEN TOUCHDOWNS
- NO. 1 RATED RECEIVING CORPS IN COUNTRY BY ATHLON & PHIL STEELE

TEAM STATISTICS				
OLE MISS	OPPONENT	CATEGORY	ULM	OPPONENT
184	192	Total Points	106	180
101	145	First Downs	98	124
38	60	By Rushing	42	49
56	66	By Passing	50	69
7	19	By Penalty	6	6
851	1,082	Rushing Yards	795	859
165	219	Rushing Attempts	158	193
5.2	4.9	Yards Per Rush	5.0	4.5
170.2	216.4	Rushing Yards Per Game	159.0	171.8
1,568	1,550	Passing Yards	1,193	1,500
100-165	125-200	Pass Completions-Attempts	114-191	121-165
313.6	310.0	Passing Yards Per Game	238.6	300.0
2,419	2,632	Total Offense	1,988	2,359
330	419	Total Offensive Plays	349	358
483.8	526.4	Total Offense Per Game	397.6	471.8
2-2	6-5	Fumbles-Lost	5-4	7-3
49-448	34-283	Penalties-Yards	35-273	32-291

INDIVIDUAL STATISTICS									
OLE MISS					ULM				
Rushing	Att.	Yds.	Avg.	TD	Rushing	Att.	Yds.	Avg.	TD
Scottie Phillips	78	563	7.2	6	Caleb Evans	53	264	5.0	3
Tylan Knight	19	107	5.6	0	Derrick Gore	47	205	4.4	2
Isaiah Woullard	28	92	3.3	2	Austin Vaughn	27	151	5.6	0
Passing	Comp.	Att.	Yds.	TD/Int.	Passing	Comp.	Att.	Yds.	TD/Int.
Jordan Ta'amu	99	163	1,537	10/4	Caleb Evans	113	189	1,192	7/6
Receiving	Rec.	Yds.	Avg.	TD	Receiving	Rec.	Yds.	Avg.	TD
A.J. Brown	35	453	12.9	3	Marcus Green	19	332	17.5	4
D.K. Metcalf	21	405	19.9	4	R.J. Turner	18	211	11.7	1
DaMarkus Lodge	16	207	12.9	0	Xavier Brown	11	158	14.4	0
Punting	No.	Yds.	Avg.	Long	Punting	No.	Yds.	Avg.	Long
Mac Brown	24	968	40.3	63	Jared Porter	25	1,030	41.2	52
Punt Returns	No.	Yds.	Avg.	Long	Punt Returns	No.	Yds.	Avg.	Long
Elijah Moore	3	6	2.0	4	Perry Carter	1	0	0.0	0
Kickoff Returns	No.	Yds.	Avg.	Long	Kickoff Returns	No.	Yds.	Avg.	Long
Elijah Moore	5	89	17.8	28	Markis McCray	7	121	17.3	28
Scoring	TD	FG	PAT	Total	Scoring	TD	FG	PAT	Total
Luke Logan	0	8-9	20-21	44	Marucs Green	4	0-0	0-0	24
Scottie Phillips	7	0-0	0-0	42	Craig Ford	0	3-7	11-13	20
Tackles	UT-AT	TT	TFL	Other	Tackles	UT-AT	TT	TFL	Other
Mohamed Sanogo	23-16	39	1.0	2 FF	Collin Turner	24-13	37	3.0	3 PBU
Zedrick Woods	21-12	33	0.0	1 INT	Cortez Sisco Jr.	20-12	32	3.5	1 INT
Josiah Coatney	10-18	28	3.0	1 PBU	Austin Hawley	17-14	31	0.0	-
Keidron Smith	13-8	21	1.0	1 INT	David Griffith	14-13	27	2.0	1.5 SACKS

LAST THREE GAMES AGAINST ULM									
Nov. 15, 2008 • Oxford, Miss. • Ole Miss 59, ULM 0: It was all Ole Miss from start to finish on both sides of the football as the Rebels cruised to a 59-0 victory to secure bowl eligibility. Cordera Eason ran for 106 yards and a touchdown, while Dexter McCluster added 78 and a score. Quarterback Jevan Snead notched two rushing touchdowns and three through the air. Mike Wallace was responsible for 111 of Snead's 170 passing yards and one of his three TDs. The Rebel defense was stifling as well, intercepting the Warhawks twice while limiting them to a mere 131 total yards and seven first downs.									
Sept. 13, 2003 • Oxford, Miss. • Ole Miss 59, ULM 14: The ULM defense had no answer for Eli Manning and the Rebel offense as Ole Miss racked up 612 yards in a dominant 59-14 victory. Manning threw for 353 yards with three scores. Chris Collins caught nine passes for 121 yards and two scores, while Tay Biddle tallied 105 yards receiving and one touchdown. The Rebel defense notched two interceptions and one fumble recovery, holding the Warhawks scoreless in the second and third quarters of the win at Vaught-Hemingway Stadium.									
August 31, 2002 • Oxford, Miss. • Ole Miss 31, ULM 3: Eli Manning threw for 192 yards, while Robert Williams punctuated a 100-yard day on the ground with two rushing scores as Ole Miss ran away with a 31-3 win in its first ever meeting with ULM. The Rebel defense intercepted the Warhawks twice while limiting them to just 228 total yards in the decisive victory.									

TOP REBEL PERFORMANCES	
VS. ULM	
Rushing Yards: Cordera Eason, 14-106 (1 TD); 11-15-2008	
Passing Yards: Eli Manning, 21-25-353 (3 TD); 9-13-2003	
Total Offense: Eli Manning, 358 (353 pass, 5 rush); 9-13-2003	
Receptions: Chris Collins, 9-121 (2 TD); 9-13-2003	
Receiving Yards: Chris Collins, 9-121 (2 TD); 9-13-2003	
All-Purpose Yards: Robert Williams, 138 (2 TD); 8-31-2002	
Points Scored: Three tied with 12	
Points Kicking: Jonathan Nichols, 11 (1 FG, 8 XP); 9-13-2003	
Joshua Shene, 13 (1 FG, 8 XP); 11-15-2008	
Kickoff Return Yards: Robert Williams, 1-38; 8-31-2002	
Interceptions: Six tied with one	

SERIES HISTORY	
Ole Miss leads 3-0-0	
In Oxford:3-0, Ole Miss	
Longest Ole Miss Win Streak:3, 2002-2008	
Largest Margin of Victory: 59 (59-0), 2008 in Oxford	
Year	Site.....Score
2002	Oxford.....W, 31-3
2003	Oxford..... W, 59-14
2008	Oxford.....W, 59-0

10 QB		JORDAN TA'AMU 6-2 210 Sr. Pearl City, Hawaii <table> <tr> <th>COMP</th><th>ATT</th><th>YDS</th><th>TD/INT</th></tr> <tr> <td>99</td><td>163</td><td>1,537</td><td>10/4</td></tr> </table>	COMP	ATT	YDS	TD/INT	99	163	1,537	10/4	LAST GAME: Went 19-for-38 for 178 yards with no touchdowns and one interception at No. 5 LSU NOTES: Had 3rd career 400-yard passing day (28-38 for 442 YDS, 2 TD) vs. Kent St. ... Ranks No. 6 nationally (1st in SEC) in pass yds. with 1,537 ... Ranks in the top 15 nationally in yards/completion (12th), total off. (13th) and yards/attempt (14th) ... Notched 3rd-best passing output in Ole Miss history (448 yds, five TDs) vs. SIU.
COMP	ATT	YDS	TD/INT								
99	163	1,537	10/4								
22 RB		SCOTTIE PHILLIPS 5-11 211 Jr. Ellisville, Miss. <table> <tr> <th>ATT</th><th>YDS</th><th>AVG</th><th>TD</th></tr> <tr> <td>78</td><td>563</td><td>7.2</td><td>6</td></tr> </table>	ATT	YDS	AVG	TD	78	563	7.2	6	LAST GAME: Ran 16 times for 96 yards and a touchdown, averaging six yards per carry at No. 5 LSU NOTES: No. 1 in SEC in yards/carry at 7.22 (10th nationally) ... Ranks in the top 15 nationally in yards/carry (10th), rushing TD (10th), rushing yards (10th), total TD (11th) ... One of eight Rebels ever to hit 200-yard mark on the ground ... Most rush yards ever (204) in an Ole Miss debut vs. TTU.
ATT	YDS	AVG	TD								
78	563	7.2	6								
1 WR		A.J. BROWN 6-1 230 Jr. Starkville, Miss. <table> <tr> <th>REC</th><th>YDS</th><th>AVG</th><th>TD</th></tr> <tr> <td>35</td><td>453</td><td>12.9</td><td>3</td></tr> </table>	REC	YDS	AVG	TD	35	453	12.9	3	LAST GAME: Had team-high nine receptions for 72 yards at LSU NOTES: No. 17 nationally (2nd in SEC) with 453 receiving yards ... No. 11 nationally (2nd in SEC) with 7.0 receptions per game ... No. 25 nationally (3rd in SEC) with 90.6 receiving yards per game ... Eight receptions, 158 yards, two TD vs. SIU ... Preseason first team All-American.
REC	YDS	AVG	TD								
35	453	12.9	3								
5 WR		DAMARKUS LODGE 6-2 204 Sr. Cedar Hill, Texas <table> <tr> <th>REC</th><th>YDS</th><th>AVG</th><th>TD</th></tr> <tr> <td>16</td><td>207</td><td>12.9</td><td>0</td></tr> </table>	REC	YDS	AVG	TD	16	207	12.9	0	LAST GAME: Three receptions for 23 yards at LSU NOTES: No. 11 in SEC in receptions per game with 4.0 ... Team-high 96 yards on six receptions vs. Texas Tech ... Finished 7th in SEC in receiving TDs (7) and 12th in league in receiving yards (698) and seventh in league in yards/reception (17.02) last season ... Has played in 33 games with 15 starts over his career.
REC	YDS	AVG	TD								
16	207	12.9	0								
14 WR		D.K. METCALF 6-4 230 So. Oxford, Miss. <table> <tr> <th>REC</th><th>YDS</th><th>AVG</th><th>TD</th></tr> <tr> <td>21</td><td>405</td><td>19.3</td><td>4</td></tr> </table>	REC	YDS	AVG	TD	21	405	19.3	4	LAST GAME: Three receptions for 37 yards at LSU NOTES: No. 28 nationally (4th in SEC) with four receiving TDs ... No. 35 nationally (5th in SEC) in receiving yards ... Has a TD in four of five games in 2018 ... Caught 75-yard touchdown vs. Alabama ... Caught first TD of Rebels' 2018 season vs. TTU ... Preseason All-SEC ... Father, Terrence, was an NFL & Ole Miss All-America OL.
REC	YDS	AVG	TD								
21	405	19.3	4								
13 WR		BRAYLON SANDERS 6-0 195 So. Hogansville, Ga. <table> <tr> <th>REC</th><th>YDS</th><th>AVG</th><th>TD</th></tr> <tr> <td>9</td><td>228</td><td>25.3</td><td>1</td></tr> </table>	REC	YDS	AVG	TD	9	228	25.3	1	LAST GAME: One 19-yard reception at LSU NOTES: No. 4 nationally, first in SEC, in yds/reception (24.1) ... Made first career start vs. SIU ... Amassed 133 yards on four receptions with one TD against the Salukis ... Had four catches for 60 yards in season-opener vs. Texas Tech ... Scored his first career TD against Texas A&M (11/18/17) off a 30-yard reception.
REC	YDS	AVG	TD								
9	228	25.3	1								
9 TE		DAWSON KNOX 6-4 257 Jr. Brentwood, Tenn. <table> <tr> <th>REC</th><th>YDS</th><th>AVG</th><th>TD</th></tr> <tr> <td>4</td><td>94</td><td>23.5</td><td>0</td></tr> </table>	REC	YDS	AVG	TD	4	94	23.5	0	LAST GAME: One catch for nine yards against LSU NOTES: Hauled in receptions of 34 and 45 for 79 total rec. yards against Kent State ... 2018 Mackey Award Watch List ... Received the Park Stevens Memorial Award as the spring's top walk-on in 2017 ... Preseason All-SEC Third Team (Phil Steele) ... Nominated for the Burlsworth Trophy.
REC	YDS	AVG	TD								
4	94	23.5	0								
74 LT		GREG LITTLE 6-6 325 Jr. Allen, Texas <table> <tr> <th>GS</th><th>RUSH/G</th><th>PASS/G</th><th>PPG</th></tr> <tr> <td>5</td><td>170.2</td><td>313.6</td><td>36.8</td></tr> </table>	GS	RUSH/G	PASS/G	PPG	5	170.2	313.6	36.8	LAST GAME: Made 22nd career start against LSU at LT; Graded at 79% production NOTES: Week 1 SEC Offensive Lineman of the Week ... 2018 Outland Trophy Watch List ... Preseason All-America First Team (The Athletic, Sporting News), Second Team (AP, Lindy's Phil Steele, Athlon) ... Ranked 31st-best player in college football by NFL in 2017 ... All-SEC Second Team in 2017 (AP, Coaches, Phil Steele).
GS	RUSH/G	PASS/G	PPG								
5	170.2	313.6	36.8								
79 LG		JAVON PATTERSON 6-3 310 Sr. Petal, Miss. <table> <tr> <th>GS</th><th>RUSH/G</th><th>PASS/G</th><th>PPG</th></tr> <tr> <td>5</td><td>170.2</td><td>313.6</td><td>36.8</td></tr> </table>	GS	RUSH/G	PASS/G	PPG	5	170.2	313.6	36.8	LAST GAME: Made 35th career (29th consecutive) start against LSU at LG; Graded 85% production NOTES: Preseason All-SEC Second Team (Lindy's), Third Team (Athlon) ... Heavily involved in community service, on the 2018 Wuerffel Trophy Watch List, nominee for the Allstate AFCA Good Works Team ... Member of the NCAA Division I Football Recruiting Ad Hoc Working Group ... SEC Student-Athlete Leadership Council.
GS	RUSH/G	PASS/G	PPG								
5	170.2	313.6	36.8								
50 C		SEAN RAWLINGS 6-5 293 Sr. Madison, Miss. <table> <tr> <th>GS</th><th>RUSH/G</th><th>PASS/G</th><th>PPG</th></tr> <tr> <td>5</td><td>170.2</td><td>313.6</td><td>36.8</td></tr> </table>	GS	RUSH/G	PASS/G	PPG	5	170.2	313.6	36.8	LAST GAME: Made 31st career start against LSU at C; Graded at 82% production NOTES: On the Rimington Trophy Watch List ... Preseason All-SEC Fourth Team (Athlon) ... Has played in 37 games with 31 starts as a Rebel ... Started 11 games last year at center in 2017, missing just one due to injury ... Both of his parents attended Ole Miss ... 3.30 GPA.
GS	RUSH/G	PASS/G	PPG								
5	170.2	313.6	36.8								
55 RG		BEN BROWN 6-5 318 R-Fr. Vicksburg, Miss. <table> <tr> <th>GS</th><th>RUSH/G</th><th>PASS/G</th><th>PPG</th></tr> <tr> <td>5</td><td>170.2</td><td>313.6</td><td>36.8</td></tr> </table>	GS	RUSH/G	PASS/G	PPG	5	170.2	313.6	36.8	LAST GAME: Made fifth career start against LSU at RG; Graded at 74% production NOTES: Earned starting right guard spot after standout spring practice and fall camp ... Named a National Football Foundation Ole Miss Chapter Scholar-Athlete ... MaxPreps Small School All-America second team ... A consensus 3-star recruit by all the major recruiting services.
GS	RUSH/G	PASS/G	PPG								
5	170.2	313.6	36.8								
67 RT		ALEX GIVENS 6-6 305 Jr. Nashville, Tenn. <table> <tr> <th>GS</th><th>RUSH/G</th><th>PASS/G</th><th>PPG</th></tr> <tr> <td>5</td><td>170.2</td><td>313.6</td><td>36.8</td></tr> </table>	GS	RUSH/G	PASS/G	PPG	5	170.2	313.6	36.8	LAST GAME: Made 17th career start against LSU at RT; Graded at 89% production (team-best) NOTES: Has played in 27 games over his career, making 17 starts ... Earned second team Freshman All-SEC honors (Athlon) in 2016 ... Was a National Football Foundation Freshman Scholar-Athlete.
GS	RUSH/G	PASS/G	PPG								
5	170.2	313.6	36.8								
92 K		LUKE LOGAN 5-11 184 So. Hattiesburg, Miss. <table> <tr> <th>FG</th><th>LONG</th><th>PAT</th><th>PTS</th></tr> <tr> <td>8/9</td><td>40</td><td>20/21</td><td>44</td></tr> </table>	FG	LONG	PAT	PTS	8/9	40	20/21	44	LAST GAME: Was 3-for-3 on FGA, including a career-long 40-yarder at LSU; 1-for-1 on PAT attempts NOTES: Was 8-of-9 on PAT attempts vs. Southern Illinois ... Went 4-for-4 vs. Texas Tech ... Named SEC Specialist of the Week after performance vs. Red Raiders ... Appeared in all 12 games in 2017 as the kickoff specialist ... Nailed the first FG of his career vs. Vanderbilt (10/14/17).
FG	LONG	PAT	PTS								
8/9	40	20/21	44								

19 DE		MARKEL WINTERS 6-3 252 Sr. Tallahassee, Fla. <table> <tr> <th>TACKLES</th><th>TFL</th><th>SACK</th><th>QBH</th></tr> <tr> <td>10</td><td>4.5</td><td>3.5</td><td>1</td></tr> </table>	TACKLES	TFL	SACK	QBH	10	4.5	3.5	1	LAST GAME: Totaled three tackles in third career start at LSU NOTES: Ranks 27th nationally and fifth in the SEC with 0.88 sacks per game ... Had a career game vs. Kent State, racking up four TFL, three sacks and one QB hurry ... Made first career start vs. Alabama ... Transferred to Ole Miss from Jones County JC.
TACKLES	TFL	SACK	QBH								
10	4.5	3.5	1								
95 NT		BENITO JONES 6-2 315 Jr. Waynesboro, Miss. <table> <tr> <th>TACKLES</th><th>TFL</th><th>SACK</th><th>QBH</th></tr> <tr> <td>11</td><td>2.5</td><td>0.0</td><td>4</td></tr> </table>	TACKLES	TFL	SACK	QBH	11	2.5	0.0	4	LAST GAME: Had one tackle at LSU NOTES: Notched a season-high two TFL vs. Alabama ... Recorded four tackles and two QB hurries vs. Southern Illinois ... Three tackles (0.5 TFL), two QBH vs. TTU ... 2018 Preseason All-SEC Second Team ... Recorded career highs in tackles (7), TFL (2.5) and sacks (1.0) vs. Texas A&M last season.
TACKLES	TFL	SACK	QBH								
11	2.5	0.0	4								
40 DT		JOSIAH COATNEY 6-4 316 Jr. Douglasville, Ga. <table> <tr> <th>TACKLES</th><th>TFL</th><th>SACK</th><th>QBH</th></tr> <tr> <td>28</td><td>3.0</td><td>0.0</td><td>1</td></tr> </table>	TACKLES	TFL	SACK	QBH	28	3.0	0.0	1	LAST GAME: Totaled nine tackles (2nd-most on team) and 0.5 TFL at LSU NOTES: No. 22 in the SEC in total tackles/game (5.6) ... Had five tackles, 1.5 TFL, one QBH vs. TTU ... Preseason All-SEC Fourth Team ... Started every game on the defensive line, ranking third on the team in total tackles ... Named SEC Defensive Lineman of the Week following Kentucky win in 2017.
TACKLES	TFL	SACK	QBH								
28	3.0	0.0	1								
97 DE		QAADIR SHEPPARD 6-3 240 Jr. Bronx, N.Y. <table> <tr> <th>TACKLES</th><th>TFL</th><th>SACK</th><th>QBH</th></tr> <tr> <td>19</td><td>4.5</td><td>0.5</td><td>4</td></tr> </table>	TACKLES	TFL	SACK	QBH	19	4.5	0.5	4	LAST GAME: Forced a fumble, tallied six tackles, 2.0 TFL at LSU NOTES: Shared a sack, had two QB hurries, 1.0 TFL and three total tackles vs. Kent State ... Two tackles vs. Alabama ... Had one pass breakup, one QB hurry and three tackles vs. Southern Illinois ... Had 1.5 TFL, five tackles and a QB hurry vs. Texas Tech ... Transferred to Ole Miss from Syracuse in 2016.
TACKLES	TFL	SACK	QBH								
19	4.5	0.5	4								
27 OLB		KEVONTAE' RUGGS 6-3 202 Fr. Montgomery, Ala. <table> <tr> <th>TACKLES</th><th>TFL</th><th>SACK</th><th>QBH</th></tr> <tr> <td>13</td><td>0.5</td><td>0.0</td><td>1</td></tr> </table>	TACKLES	TFL	SACK	QBH	13	0.5	0.0	1	LAST GAME: Totaled five tackles and 0.5 TFL at No. 5 LSU NOTES: Started, had four tackles, one QBH vs. Alabama ... Delivered early spark vs. TTU with a massive hit on special teams ... Earned starting outside linebacker role after tremendous fall camp ... Rated a four-star prospect by ESPN and the No. 16 player in the state of Alabama ... ESPN also ranked him the No. 22 OLB.
TACKLES	TFL	SACK	QBH								
13	0.5	0.0	1								
46 MLB		MOHAMED SANOGO 6-2 224 So. Plano, Texas <table> <tr> <th>TACKLES</th><th>TFL</th><th>SACK</th><th>FF</th></tr> <tr> <td>39</td><td>1.0</td><td>0.0</td><td>2</td></tr> </table>	TACKLES	TFL	SACK	FF	39	1.0	0.0	2	LAST GAME: Totaled a team-high 12 tackles and forced a fumble at No. 5 LSU NOTES: Fifth in SEC (91st in nation) with 7.8 tackles/game ... Fourth in SEC (22nd nationally) with 0.4 FF/game ... Led team w/ seven tackles and forced a fumble against Kent St. ... Led Ole Miss with a career-high 11 tackles in Week 2 win over Southern Illinois ... Named a National Football Foundation Ole Miss Chapter Scholar-Athlete.
TACKLES	TFL	SACK	FF								
39	1.0	0.0	2								
10 MLB		JACQUEZ JONES 6-1 227 Fr. Tuscaloosa, Ala. <table> <tr> <th>TACKLES</th><th>TFL</th><th>SACK</th><th>FF</th></tr> <tr> <td>20</td><td>1.5</td><td>0.5</td><td>1</td></tr> </table>	TACKLES	TFL	SACK	FF	20	1.5	0.5	1	LAST GAME: Notched two total tackles at LSU NOTES: Had a game-high nine tackles vs. top-ranked Alabama ... Made first career start in win over SIU, recording four total tackles and forcing a fumble ... Tallied four total tackles in a reserve role at MLB vs. Texas Tech in season opener ... Rated a four-star prospect by ESPN and three-star by 247Sports and Rivals.
TACKLES	TFL	SACK	FF								
20	1.5	0.5	1								
15 CB		MYLES HARTSFIELD 5-11 211 Jr. Sayreville, N.J. <table> <tr> <th>TACKLES</th><th>TFL</th><th>INT</th><th>PD</th></tr> <tr> <td>16</td><td>0.5</td><td>0</td><td>3</td></tr> </table>	TACKLES	TFL	INT	PD	16	0.5	0	3	LAST GAME: Led all corners with six tackles, added one pass breakup at LSU NOTES: Tallied three tackles vs. Kent State ... Had one tackle vs. Alabama ... Totaled four tackles and a pass breakup vs. Southern Illinois ... Broke up one pass, had two tackles, 0.5 TFL vs. Texas Tech ... Pulled down two INT, broke up five passes in 2017 ... Named Freshman All-American (Athlon) in 2016.
TACKLES	TFL	INT	PD								
16	0.5	0	3								
36 SS		ZEDRICK WOODS 5-11 203 Sr. Lake City, Fla. <table> <tr> <th>TACKLES</th><th>TFL</th><th>INT</th><th>FF</th></tr> <tr> <td>33</td><td>0.0</td><td>1</td><td>1</td></tr> </table>	TACKLES	TFL	INT	FF	33	0.0	1	1	LAST GAME: Recovered a fumble and notched six tackles at LSU NOTES: No. 13 in SEC with 6.6 tackles/game ... One fumble recovery and one interception on the season ... One INT, one PBU and a team-high seven tackles vs. Kent State ... Had five tackles and forced a fumble in win over Southern Illinois ... Team-high nine tackles vs. TTU.
TACKLES	TFL	INT	FF								
33	0.0	1	1								
38 FS		C.J. MOORE 5-11 191 Sr. Bassfield, Miss. <table> <tr> <th>TACKLES</th><th>TFL</th><th>INT</th><th>PD</th></tr> <tr> <td>17</td><td>0.0</td><td>1</td><td>3</td></tr> </table>	TACKLES	TFL	INT	PD	17	0.0	1	3	LAST GAME: Notched two tackles at LSU NOTES: T3rd in NCAA, 1st in SEC with 2 FR this season ... Led team w/ seven tackles, one FR and a PBU vs. Kent State ... Pulled down 4th career INT, added fumble recovery vs. Alabama ... 2018 Chucky Mullins Courage Award winner ... Recorded a career-high 51 tackles and led the Rebels with three INT in 2017.
TACKLES	TFL	INT	PD								
17	0.0	1	3								
3 NB		VERNON DASHER 6-1 205 Jr. Baxley, Ga. <table> <tr> <th>TACKLES</th><th>TFL</th><th>INT</th><th>PD</th></tr> <tr> <td>12</td><td>0.0</td><td>1</td><td>2</td></tr> </table>	TACKLES	TFL	INT	PD	12	0.0	1	2	LAST GAME: Had two tackles at LSU NOTES: Returned an INT 88 yards for TD vs. SIU, the first turnover and first TD for Rebel defense in 2018 ... Totaled five tackles in Rebel debut vs. Texas Tech ... Rated a three-star JUCO recruit by Rivals ... Earned 2017 NCAA first team All-America honors.
TACKLES	TFL	INT	PD								
12	0.0	1	2								
26 CB		JALEN JULIUS 5-10 188 Jr. Winter Garden, Fla. <table> <tr> <th>TACKLES</th><th>TFL</th><th>INT</th><th>PD</th></tr> <tr> <td>16</td><td>1.0</td><td>0</td><td>2</td></tr> </table>	TACKLES	TFL	INT	PD	16	1.0	0	2	LAST GAME: Started at corner and broke up two passes, adding five tackles 0.5 TFL at LSU NOTES: Veteran defensive back who has appeared in 25 career games in the secondary for Ole Miss ... Started at cornerback and recorded three total tackles and one forced fumble vs. Alabama ... Tallied three total tackles in win over Southern Illinois.
TACKLES	TFL	INT	PD								
16	1.0	0	2								
96 P		MAC BROWN 6-3 210 So. Eden Prairie, Minn. <table> <tr> <th>PUNTS</th><th>AVG</th><th>LONG</th><th>IN 20</th></tr> <tr> <td>24</td><td>40.3</td><td>63</td><td>4</td></tr> </table>	PUNTS	AVG	LONG	IN 20	24	40.3	63	4	LAST GAME: Booted career-long 63-yard punt, pinned LSU inside 20 once in Baton Rouge NOTES: Seventh in SEC, averaging 40.3 yards/punt ... Punted a career-high nine times for 365 yards and a long of 48 against Alabama ... Pinned TTU inside 20 twice (9/1/18) ... Has raised nearly \$50,000 for ALS research with a lemonade stand he started running in seventh grade.
PUNTS	AVG	LONG	IN 20								
24	40.3	63	4								

OLE MISS ATHLETICS

Ole Miss Athletics in 2017-18

- 30 All-America selections
- 63 All-Conference selections
- 208 Academic All-Conference selections
- 58 National academic honorees
- 13 Postseason team participants
- 14 Professional draft picks
- Ole Miss captured two NCAA championships in 2017-18, as Arianne Hartono became the first Rebel to win the NCAA women's tennis individual title, and Janeah Stewart upset the field with a 15-foot career-best to claim the women's hammer title at the NCAA Outdoor Track & Field Championships.
- Ole Miss baseball won the regular season SEC West title and then went on to capture its third SEC Tournament title in program history.
- Ole Miss recorded its highest finish in its history in the Learfield Sports Directors' Cup in 2017-18. The Rebels' 38th-place finish breaks the previous school record of 39th set in 2016-17. Ole Miss has placed inside the top 50 each of the last three seasons after only two such finishes previously.

OLE MISS

The University of Mississippi

No. 1 Most Beautiful Campus (Newsweek)
Top 20 Best Buy Colleges (Forbes)
Top 10 Safest Campuses in the Nation (CollegeSafe.com)
Top 10 Accountancy School (Public Accounting Report)
Top 5 Law School for value & job placement (National Jurist)
Carnegie R-1: Doctoral University - Highest Research Activity

Tailgating in The Grove

Nation's No. 1 Tailgating School (Sports Illustrated)
"Top Tailgating Spot" (Tailgater Monthly)
"The Holy Grail of tailgating sites" (The Sporting News)
"The mother and mistress of outdoor ritual mayhem" (New York Times)
"The mecca of tailgating in American sports" (Columbia Missourian)
"In Oxford lies the most magical place on all of God's green, football-playing Earth: the Grove." (SI on Campus)

OXFORD, MISSISSIPPI

No. 2 College Town in America (Livability.com)
No. 2 College Football Town (NCAA.com)
Top 6 College Towns in America (USA Today)
Top 10 Coolest College Towns in America (Travel & Leisure)
No. 15 Fastest-Growing Small Town (Forbes)
Top 20 Best Small Towns in America (Smithsonian)
100 Best Small Towns (USA Today)
Top 100 Places to Live (Money Magazine)

OLE MISS HEAD COACH MATT LUKE

Matt Luke (Ole Miss, 2000) is in his 11th season at Ole Miss and second season at the helm, taking the reins of his alma mater as the 38th head coach in program history. He was born a Rebel as his family has ties to Ole Miss that span three generations. During his 24 years as a player and coach at the collegiate level, Luke has risen through the ranks while learning from a number of successful veteran coaches. He has worked alongside national champion Tennessee coach Phillip Fulmer, Duke head coach David Cutcliffe and former Ole Miss head coach Tommy Tuberville, among others. On the field, he has mentored 20 all-league selections as well as All-Americans and first-round draft picks Laremy Tunsil and Laken Tomlinson. Luke, a four-year center for the Rebels (1995-98), spent five seasons as the team's co-offensive coordinator and offensive line coach before being promoted to interim head coach for the 2017 season. During his first stop in Oxford (2002-05), he served four seasons coaching the Ole Miss tight ends and offensive line under Cutcliffe.

ULM HEAD COACH MATT VIATOR

Matt Viator (McNeese State, 1986) is in his third year as ULM's head coach and owns a 10-19 record for the Warhawks. Viator has posted back-to-back 4-8 seasons in Monroe. Viator, 88-52 overall in 13 overall seasons as a head coach, arrived at ULM in 2015 after spending the previous 10 years as head coach at McNeese State. During his 10 seasons at the helm of the McNeese State football program, he posted a 78-33 record (.703 winning percentage) and tied for most all-time wins in program history. Over the course of his 10 seasons at McNeese, Viator averaged just under eight wins per season and never had a losing season. He coached three different teams to 10-win seasons. He also finished with a 54-18 mark in Southland Conference play during his 10 seasons. His 54 league wins are the most in league history. In 2015, Viator led the Cowboys to a 10-0 regular season record and an appearance in the second round of the FCS Playoffs against Sam Houston State. Viator, who led the Cowboys to a perfect 9-0 record in Southland Conference play, was named the league's coach of the year. He also was a finalist for both the Eddie Robinson National Coach of the Year award as well as the STATS FCS National Coach of the Year award.

ULM SCOUTING REPORT

The ULM Warhawks currently sit at 2-3 overall and 0-2 in the Sun Belt Conference. ULM is coming off a 46-14 conference loss to Georgia State on Saturday. The Warhawks opened the 2018 season 2-0 following wins over Southeastern Louisiana and Southern Miss, but have dropped three straight as they head into Oxford. ULM averages just over 400 yards of total offense per game. Their passing attack ranks third in the Sun Belt with 238.6 yards per game and a rushing attack that averages 163.4 yards on the ground. Dual-threat quarterback Caleb Evans is second in the Sun Belt in passing yards (238.4 per game) and total offense (291.2 ypg.). His 22.6 pass completions per game is ranked 15th in the NCAA. Evans leads the Warhawks on the ground as well, rushing for 264 yards and three rushing TDs, averaging nearly five yards per carry. Evans favorite target through the air is senior wideout Marucs Green. Green, a Pontotoc, Mississippi, native, has hauled in 19 catches for 332 yards and a conference-best four receiving TDs on the season. Junior RJ Turner is right behind Green with 18 catches in 2018 for 211 yards. The Warhawks' offensive line is ranked second in the Sun Belt, only allowing 1.4 sacks per game. ULM's defense has allowed 471.8 yards of total offense per game including 300 yards through the air. The Warhawks have allowed 325 or more passing yards in three of their first five games. Senior safety Collin Turner leads ULM with 37 total tackles on the season.

2018 ULM Schedule			Time (CT)		
Aug. 30	SOUTHEASTERN LA.	W, 34-31	Oct. 20	TEXAS STATE*	6 p.m.
Sept. 8	at Southern Miss	W, 21-20	Nov. 3	GEORGIA SOUTHERN*	2 p.m.
Sept. 15	at Texas A&M	L, 10-48	Nov. 10	at South Alabama*	4 p.m.
Sept. 22	TROY*	L, 27-35	Nov. 17	at Arkansas State*	2 p.m.
Sept. 29	at Georgia State*	L, 14-46	Nov. 24	LOUISIANA*	2 p.m.
Oct. 6	at Ole Miss	3 p.m.	*Sun Belt game		
Oct. 13	at Coastal Carolina*	TBA	HOME GAMES IN CAPS		

LOUISIANA REBELS

The Ole Miss roster features four players who hail from Louisiana: LB **Zikerrion Baker** (Mooringsport), LB **Josh Clarke** (Jefferson), OL **Peyton Cox** (Metairie), and TE **Jason Pellerin** (New Iberia).

SCOTTIE TODDY

RB **Scottie Phillips** has quickly burst onto the scene for Ole Miss and has been a key component in the Rebels' offense that averages 36.8 points per game and over 483 yards in total offense per game, which ranks 24th in the NCAA. Phillips, a junior college transfer from Jones County CC, has rushed for 100 yards or more in three of his first five games in an Ole Miss uniform. Phillips is third in the SEC in rushing yards (563) and second in rushing TDs (six). His 122.2 all purpose yards per game ranks third in the SEC. Phillips is averaging 7.22 yards per carry, which currently leads the SEC and ranks 10th nationally. Phillips has scored at least one touchdown in all but one game this season.

Homecoming at Ole Miss

- This is the 91st Homecoming game at Ole Miss since 1924.
- The Rebels are 73-15-2 (.822 winning pct.) all-time in Homecoming games and have won 19 of their last 21.
- Ole Miss defeated Vanderbilt 57-35 on Homecoming last year.
- The last Homecoming loss was a 27-7 defeat to Louisiana Tech in 2011.

Rebels versus Sun Belt Conference teams

- Ole Miss has a 31-1-2 record against current members of the Sun Belt Conference.
- The Rebels' last game against a Sun Belt team was a 50-22 victory over Louisiana last season.
- The Rebels vs. current Sun Belt teams:

School	W-L	Pct.	Last Game
Appalachian State	0-0	.000	--
Arkansas State	20-1-2	.913	2004
Coastal Carolina	0-0	.000	--
Georgia Southern	1-0	1.000	2016
Georgia State	0-0	.000	--
Louisiana	5-0	1.000	2017
South Alabama	1-0	1.000	2017
UT Arlington	0-0	.000	--
Texas State	0-0	.000	--
Troy	1-0	1.000	2013
ULM	3-0	1.000	2008
UALR	0-0	.000	--

Rebel-Warhawk connections

- Ole Miss' **A.J. Brown** and **Jerry Johnson** were teammates with ULM sophomore DL Derion Ford at Starkville HS in Starkville, Mississippi.
- DB **Vernon Dasher** and ULM's Tyler Johnson both attended Coffeyville Community College.
- The Rebels' **Harrison Homberg** and **Mike Taylor** both attended University School of Jackson in Jackson, Mississippi with ULM freshman Trey Corley.
- DL **James Coley** and WR **Ryan Drew** played with ULM's Barry Howard at Co-Lin Community College last season.
- DE **Ryder Anderson** and the Warhawks' Sloan Spiller both attended Katy HS in Katy, Texas.

Tackling Machine

LB **Mohamed Sanogo** is coming off a game which saw him tally a career-high 12 tackles vs. LSU. The sophomore from Plano, Texas, ranks fifth in the SEC with 7.8 tackles per game and has led the Rebels in tackles in three of the last four contests. Sanogo has also been a large part in turnovers for an Ole Miss defense that has forced at least two turnovers in four straight games for the first time since 2014. He has forced a fumble in back-to-back games for the Rebels.

A 'Special' Weapon

Replacing Ole Miss' all-time leading scorer and leader in almost every kicking category is no easy task, but through the season's first five games, K **Luke Logan** is proving that he's worthy of that challenge. Logan is 8-of-9 on the season in field goal attempts including a career-long 40-yard make on Saturday at No. 5 LSU. The sophomore currently ranks second in the SEC in field goal percentage (.889) and third in field goals per game (1.6). Logan leads the Rebels in scoring with 8.8 points per game.

Degrees in Hand

Earning a degree from the University of Mississippi is one of the top priorities for Ole Miss student-athletes. Six current Rebels have already accomplished that goal with eligibility remaining this fall.

- D.K. Buford, RB - Psychology
- Josiah Coatney, DT - General Studies
- Javon Patterson, OL - Marketing
- Sean Rawlings, OL - Marketing
- Jordan Sims, OL - Health Promotion
- Markel Winters, DE - General Studies



2018 Breakdown

Category	2018
Record	3-2
SEC	0-2
vs. SEC West	0-2
vs. SEC East	0-0
Non-Conference	3-0
Home	2-1
Away	0-1
Neutral	1-0
Day Games	3-0
Night Games (6 p.m. start or later)	0-2
vs. Top 25 teams	0-1
TV games	2-1
on SEC Network	1-0
on SEC Network Alternate	1-0
on ESPN	1-2
on ESPN2	0-0
on ESPNU	0-0
on CBS	0-0
When scoring first	2-2
When opponents score first	1-0
When leading at halftime	1-0
When trailing at halftime	1-2
When tied at halftime	1-0
When leading after third quarter	3-0
When trailing after third quarter	0-2
When tied after third quarter	0-0
In overtime games	0-0
When scoring less than 20 points	0-2
When scoring 20+ points	3-0
When scoring 30+ points	3-0
When allowing less than 20 points	1-0
When allowing 20+ points	2-2
When allowing 30+ points	1-2
When rushing for <100 yards	0-0
When rushing for 100+ yards	3-2
When rushing for 200+ yards	2-0
When passing for 200+ yards	3-0
When passing for 250+ yards	3-0
When passing for 300+ yards	3-0
When totaling <300 yds total offense	0-1
When gaining 300+ yds total offense	3-1
When allowing <100 yds rushing	0-0
When allowing 100+ yds rushing	3-2
When allowing 200+ yds rushing	1-2
When allowing <200 yds passing	0-0
When allowing 200+ yards passing	3-2
When allowing 250+ yards passing	2-2
When allowing 300+ yards passing	2-1
When allowing <300 yds total offense	0-0
When allowing 300+ yds total offense	3-2
When having a 100-yard rusher	3-1
When opp. has a 100-yard rusher	1-0
When having no turnovers	1-0
When having less than 3 turnovers	3-1
When having 3 or more turnovers	0-1
When having no takeaways	1-0
When having <3 takeaways	1-2
When having 3 or more takeaways	1-0
When having more than 30:00 TOP	1-0
When having less than 30:00 TOP	2-2

BY THE NUMBERS

- 176 million - Dollars Raised by Forward Together Campaign
- 117 million - Ole Miss Athletics operating budget
- 7.3 million - LEDs in Videoboards on Ole Miss Gamedays
- 64,038 - Vaught-Hemingway Stadium Capacity for 2018
- 23,780 - Ole Miss enrollment for 2017-18
- 12,000 - Square Feet in the Manning Center Weight Room
- 9,415 - Square Feet of LED Displays in Vaught-Hemingway
- 669 - All-Time Victories
- 294 - Pro Draft Picks
- 285 - Weeks Ranked in the AP Poll
- 280 - Television Appearances
- 209 - Shutouts in Ole Miss History
- 58 - First Team All-American Selections
- 37 - Bowl Appearances (T-21st All-Time)
- 24 - Academic All-Americans
- 24 - Bowl Wins (12th All-Time)
- 23 - NFL First-Round Draft Picks
- 14 - Overtime Games
- 11 - College Football Hall of Fame Inductees
- 9 - Sugar Bowl Appearances (3rd-Most All-Time)
- 6 - Heisman Trophy Finalists
- 6 - SEC Championships
- 4 - Rhodes Scholars
- 3 - National Championships
- 1 - Highest Ranking in AP Poll

QUICK FACTS

School: Ole Miss (University of Mississippi)

Nickname: Rebels

Location: Oxford, Mississippi

Founded: November 6, 1848

Enrollment: 23,780

Colors: Cardinal Red (PMS 186) and Navy Blue (PMS 2767)

Mascot: Tony the Landshark

Conference: Southeastern (Western Division)

Stadium: Vaught-Hemingway Stadium/Hollingsworth Field

Capacity/Playing Surface: 64,038/Natural Grass

Chancellor: Dr. Jeffrey S. Vitter

Vice Chancellor for Intercollegiate Ath.: Ross Bjork

Game Operations Director: Joe Swingle

Athletics Department Phone: (662) 915-7241

University Website: www.OleMiss.edu

Athletics Website: www.OleMissSports.com

Gameday/Ticketing Website: www.OleMissGameday.com

THE REBEL RECORD

First Year of Football: 1893

Number of Years Playing Football: 124

All-Time Overall Record: 669-519-35

All-Time Bowl Record: 24-13

All-Time Overtime Record: 6-8

Longest Undefeated Streak: 21 games, 1959-61

Consecutive Victories: 13 games, 1955-56

Consecutive Bowl Victories: 6, 2002-04-09-10-13-13

Consecutive Bowl Games: 15 seasons - 1957-71

DON'T BLINK

In 2017, Ole Miss' average touchdown drive was 99 seconds, the fastest in the nation. The Rebels are currently on pace to match last season's mark as Ole Miss has averaged just over 106 seconds in its 20 touchdown drives this season. Five of the Rebels scoring drives this season have only taken two plays or less to find the endzone.

TOUCHDOWN DRIVES

VS. TEXAS TECH				
Started at	Plays	Yards	Time	Result
Ole Miss 31	2	69	0:33	TD
Ole Miss 40	5	60	1:49	TD
Ole Miss 25	3	75	0:50	TD
Ole Miss 46	2	54	0:20	TD
VS. SOUTHERN ILLINOIS				
Started at	Plays	Yards	Time	Result
Ole Miss 35	11	65	3:07	TD
Ole Miss 19	3	81	0:55	TD
Ole Miss 13	4	87	1:04	TD
Ole Miss 25	5	75	1:32	TD
Ole Miss 25	10	75	2:49	TD
Ole Miss 41	2	59	0:24	TD
Ole Miss 25	5	75	1:12	TD
Ole Miss 48	7	52	1:36	TD
Ole Miss 30	10	70	5:51	TD
VS. ALABAMA				
Started at	Plays	Yards	Time	Result
Ole Miss 25	1	75	0:11	TD
VS. KENT STATE				
Started at	Plays	Yards	Time	Result
Ole Miss 23	6	77	1:41	TD
Ole Miss 24	5	76	1:35	TD
Ole Miss 29	2	71	0:32	TD
Ole Miss 12	7	88	2:40	TD
Kent State 34	5	34	2:19	TD
VS. LSU				
Started at	Plays	Yards	Time	Result
Ole Miss 41	13	59	4:31	TD

400-YARD PASSING GAMES

Ole Miss quarterback **Jordan Ta'amu** has two 400-yard passing performances so far this season through the first five contests in 2018, including a 448-yard and five TD game against Southern Illinois. Ta'amu's three career 400-yard passing games are the most by an Ole Miss quarterback in program history. Four other Ole Miss quarterbacks have surpassed the 400-yard mark twice in their career.

GONE IN 60 SECONDS

The Ole Miss offense ranks sixth in the country with seven scoring drives this season that have been under one minute, including five drives of two plays or less. Those seven scoring drives under a minute have averaged just over 32 seconds and 69 yards per drive.

SCORING DRIVES UNDER ONE MINUTE

- Alabama - 12
- Utah State - 9
- Penn State - 8
- Memphis - 8
- UMass - 8
- Ole Miss - 7
- Houston - 7
- Oregon - 7
- Arkansas State - 6
- Syracuse - 6
- UCF - 6
- Clemson - 5
- Navy - 5
- New Mexico - 5
- North Texas - 5

BROWN RAISES NEARLY 50K FOR ALS

When he was in seventh grade, Ole Miss punter **Mac Brown** had a modest goal of raising \$500 for a childhood friend's dad who had been diagnosed with ALS. Along with a group of neighborhood friends, Brown started a lemonade stand, Awesome Lemonade Stand, in Eden Prairie, Minnesota, to help his friend's family. Seven years later, that \$500 goal has ballooned to nearly \$50,000 raised by Brown and his friends for ALS research. The Awesome Lemonade Stand is held on a late day in June and this year's fundraiser raised more than \$15,000 alone.

CHUCKY MULLINS COURAGE AWARD

In the spring, senior DB **C.J. Moore** became the 28th different Rebel to be awarded the Chucky Mullins Courage Award, which goes to a standout defensive player each year. The award honors the late **Chucky Mullins**, who had his Ole Miss career come to an end during the 1989 Homecoming game against Vanderbilt when he was paralyzed after making a tackle. After returning to his studies at Ole Miss, Mullins passed away May 6, 1991. Moore wears the No. 38 jersey in Mullins' honor this season.

HOT IN THE RED ZONE

The Rebels rank second 19th in the country with a red zone scoring percentage of 94.1. The Rebels have converted 16-of-17 chances from inside the 20, including nine TDs. Eight of the nine Ole Miss red zone touchdowns have come on the ground.

FIRST-TIME STARTERS

Eleven Rebels have made their first career starts this season: (Offense) **Ben Brown** (OL), **Scottie Phillips** (RB), **Braylon Sanders** (WR); (Defense) **Josh Clarke** (DB), **Montrell Custis** (DB), **Jacquez Jones** (LB), **Austrian Robinson** (DE), **Kevontae' Ruggs** (LB), **Mohamed Sanogo** (LB), **Tariqious Tisdale** (DE), **Markel Winters** (DE).

DEBUTS

A total of 27 players have made their Ole Miss debut this season: **Zikerrion Baker**, **Miles Battle**, **Quentin Bivens**, **Ben Brown**, **Josh Clarke**, **Spencer Cole**, **Matt Corral**, **Vernon Dasher**, **Tony Gray**, **A.J. Harris**, **Jakorey Hawkins**, **Jonathan Hess**, **Amani Johnson**, **Sam Johnson**, **Jacquez Jones**, **Tylan Knight**, **Luke Knox**, **Elijah Moore**, **Patrick Nasiatka**, **Hal Northern**, **Scottie Phillips**, **Kevontae' Ruggs**, **Ty Rocconi**, **Keidron Smith**, **Tariqious Tisdale**, **Isaac Way**, **Isaiah Woullard**.

OFFENSIVE NOTES

- The Ole Miss offense is once again one of the most potent offenses in the country:

Category	Stat/Avg	SEC	NCAA
Defensive TDs	2	T-2	T-10
Pass Yds/C	15.68	2	13
Red Zone Off.	.941	T-3	T-19
Passing Offense	313.6	3	18
Passing Eff.	155.3	3	32
4th Down Conv. %	.750	4	T-18
Scoring Offense	36.8	4	36
Total Offense	483.8	4	24

- Ole Miss is 16-for-17 in redzone opportunities, with nine touchdowns and seven field goals.
- The Rebels are just one of eight teams in the nation to have seven or more scoring drives under a minute.
- RB **Scottie Phillips** is not only amongst the top SEC running backs statistically, but also nationally:

Category	Stat/Avg	SEC	NCAA
Rush Yards/C	7.22	1	10
Total TDs	7	2	11
Rushing TDs	6	T-2	T-10
Rushing Yards	563	3	10
Rushing Yards/G	112.6	3	17
All Purpose Yards	122.2	3	39
Total Points	42	T-5	T-24

- QB **Jordan Ta'amu** is first in the SEC in passing yards (1,537) and second in passing yards per game (307.4), passing yards per completion (15.53) ... Ta'amu's 10 passing TDs are fourth in the conference.
- Ta'amu is now 15th on Ole Miss' all-time charts in career passing yardage with 3,247.
- WR **D.K. Metcalf** is tied for fourth in the SEC and 28th nationally with four receiving touchdowns.

124TH SEASON OF OLE MISS FOOTBALL

It's the 124th season of football at Ole Miss and the second under head coach **Matt Luke**. The Rebels boast an all-time record of 669-518-35 (.562 winning percentage). Ole Miss did not field teams in 1897 due to an epidemic of yellow fever, and also in 1943 when football was abolished at all Mississippi state-supported institutions by the Board of Trustees.

SEC STANDINGS

SEC EAST

	Conf.	Overall
Georgia	3-0	5-0
Kentucky	3-0	5-0
Florida	2-1	4-1
South Carolina	1-2	2-2
Missouri	0-1	3-1
Tennessee	0-1	3-2
Vanderbilt	0-2	2-3

SEC WEST

	Conf.	Overall
Alabama	2-0	5-0
LSU	2-0	5-0
Auburn	1-1	4-1
Texas A&M	1-1	3-2
Mississippi State	0-2	3-2
Ole Miss	0-2	3-2
Arkansas	0-2	1-4

REBELS IN SEC & NCAA STATS

Category	Stat (Avg)	SEC	NCAA
4th down conv. %	0.750	T-4	T-18
Defensive TD	2	T-2	T-10
Fumbles recovered	5	T-3	T-12
Kickoff returns avg.	22.92	6	39
Passing offense	313.6	3	18
Pass yards/comp	15.68	2	13
Red zone offense	0.941	T-3	T-19
Scoring offense	36.8	4	36
Team pass eff.	155.58	3	27
Total offense	483.8	4	24
Turnover margin	0.6	6	T-32
Turnovers gained	9	T-6	T-23

Brown, receiving yards	453	2	17
Brown, receiving yds/g	90.6	3	25
Jones, kickoff ret. TD	1	T-1	T-2
Logan, FG%	88.9	T-2	T-15
Logan, FG/game	1.6	T-3	T-23
Logan, scoring/game	8.8	5	T-40
Logan, total points	44	4	T-21
Metcalf, receiving TD	4	T-4	T-28
Metcalf, receiving yards	405	5	35
Metcalf, receiving yds/g	81	5	47
Metcalf, yards/rec.	19.29	5	T-28
Moore, fumble recovers	2	T-1	T-3
Phillips, all purpose yd	122.2	3	39
Phillips, rush yards/c	7.22	1	10
Phillips, rushing TD	6	T-2	T-10
Phillips, rushing yards	563	3	10
Phillips, rushing yds/g	112.6	3	17
Phillips, total points	42	T-5	T-24
Phillips, total TD	7	2	11
Sanogo, forced fumbles	2	T-4	T-22
Ta'amu, completions/g	19.8	T-3	T-39
Ta'amu pass efficiency	155.3	3	32
Ta'amu passing TD	10	4	T-28
Ta'amu, passing yards	1537	1	6
Ta'amu, passing yds/g	307.4	2	11
Ta'amu, passing yds/c	15.53	2	12
Ta'amu, points respons.	66	5	T-41
Ta'amu, total offense	317.2	2	13
Ta'amu, yards per att.	9.43	3	14
Winters, sacks/game	0.88	5	T-27

NFL REBELS

Ole Miss has a big presence in the league again this year. There are currently 25 former Rebels on NFL rosters, including two-time Super Bowl MVP Eli Manning, recent Super Bowl LI champion Brandon Bolden and 2017 first-round draft pick Evan Engram.

QUINCY ADEBOYEJO | WR | Baltimore Ravens
 BRANDON BOLDEN | RB | Miami Dolphins
 FADOL BROWN | DE | Oakland Raiders
 CODY CORE | WR | Cincinnati Bengals
 EVAN ENGRAM | TE | New York Giants
 MARQUIS HAYNES | DE | Carolina Panthers
 MIKE HILTON | CB | Pittsburgh Steelers
 DERRICK JONES | CB | New York Jets
 D.J. JONES | DL | San Francisco 49ers
 CHAD KELLY | QB | Denver Broncos
 KENDRICK LEWIS | S | Tennessee Titans
 ELI MANNING | QB | New York Giants
 BOBBY MASSIE | OT | Chicago Bears
 DONTE MONCRIEF | WR | Jacksonville Jaguars
 A.J. MOORE | CB | Houston Texans
 ROBERT NKEMDICHE | DT | Arizona Cardinals
 JERMEY PARNELL | OT | Jacksonville Jaguars
 BRADLEY SOWELL | OT | Chicago Bears
 BREELEND SPEAKS | LB | Kansas City Chiefs
 ROD TAYLOR | G | Cincinnati Bengals
 CARLOS THOMPSON | LB | Los Angeles Rams*
 LAQUON TREADWELL | WR | Minnesota Vikings
 LAREMY TUNSIL | OL | Miami Dolphins
 MIKE WALLACE | WR | Philadelphia Eagles^
 JORDAN WILKINS | RB | Indianapolis Colts

* Member of the practice squad

^ Injured reserve

VS. LSU: BEYOND THE NUMBERS

- The Ole Miss offensive line dominated in pass protection vs LSU. The offensive line combined to allow no QB pressures of any kind vs LSU on 42 pass plays. This was the first time in the PFF College era (2014 - 2018) that an offensive line did not allow a single QB pressure vs LSU. LT **Greg Little** now has 4 clean sheet performances (0 pressures allowed) in 5 games. Little has allowed zero sacks, no QB hits and just one hurry on 164 pass blocks this year. C **Sean Rawlings** has yet to allow a sack or QB hit in 2018. RT **Alex Givens** now currently holds the No. 1 pass block efficiency among all offensive tackles in the nation (min 150 pass blocks). None of this is to say that QB **Jordan Ta'amu** wasn't under at least some pressure vs LSU as he generated a few on his own thru his pocket movements and the tight ends allowed a couple pressures as well as Ta'amu faced an overall below average pressure rate in the game of 24 percent.
- RB **Scottie Phillips** recorded a career-high 56 offensive snaps vs LSU. Phillips carried the ball 16 times and gained 96 yards (65 of which were earned AFTER contact) in Week 5. Phillips also scored a TD and had five avoided tackles on Saturday giving him 13 for the season. Phillips has an overall grade of 81.6 this year which currently ranks #13 among all FBS HBs. Already this season, Phillips has 11 breakaway runs (15-plus yard gains) which is more than any other SEC HB has had thus far and his 308 rushing yards on breakaway runs are 30 more than any other SEC HB.
- Edge Defender **Qadir Sheppard** recorded four QB pressures on 19 pass rushes (21 percent pressure rate) vs LSU and was the highest graded defender on the team (77.6). Over the last two weeks, Sheppard has been nearly unstoppable as he's recorded 11 QB pressures which is tied for 14th most among edge rushers in the entire nation during that time. Sheppard has averaged 50 percent of his team's defensive snaps in 2018 and he has at least one QB pressure in every game played thus far. The Ole Miss defense would certainly miss Sheppard were he to ever miss any time as his overall pressure rate this season of 14.5 percent is by far the highest on the team. No other Ole Miss defender with more than 50 pass rushes in 2018 has a pressure rate above 10 percent.
- Prior to Week 5, CB **Javien Hamilton** had played almost exclusively (94 percent) as an outside CB but vs LSU, Hamilton lined up primarily as a slot CB (71 percent). Hamilton only allowed one receiving yard in his coverage on two targets vs LSU so the experiment in the slot seems to have paid immediate dividends. Hamilton allowed only one reception in his coverage vs LSU, a WR screen that gained one yard. On the season, Hamilton has allowed just 7-of-13 targets to be caught in his coverage for 81 total yards.
- DB **Zedrick Woods** has already recorded 20 tackles vs run attempts in 2018 which is 4 more than any other safety in the SEC currently. Vs the run, Woods has 20 tackles, no missed tackles and seven defensive stops which ranks second to Kentucky's Darius Smith (eight). Woods has recorded an above average game grade in all 5 contests this season for Ole Miss. Woods hasn't just been effective vs the run either. In coverage, Woods has been targeted 12 times while allowing just four receptions and a passer rating allowed in coverage of 58.3. Outside of the 79 yard TD allowed vs Alabama in Week 3, Woods has been nearly flawless.

PRO BOWL REBELS

Since 2002

2002 Deuce McAllister, RB, New Orleans*
 Tim Bowens, DT, Miami Dolphins
 2003 Deuce McAllister, RB, New Orleans*
 2005 Derrick Burgess, DE, Oakland Raiders
 2006 Derrick Burgess, DE, Oakland Raiders
 2007 Patrick Willis, LB, San Francisco 49ers*
 2008 Eli Manning, QB, New York Giants
 Patrick Willis, LB, San Francisco 49ers
 2009 Patrick Willis, LB, San Francisco 49ers*
 2010 Patrick Willis, LB, San Francisco 49ers*
 2011 Eli Manning, QB, New York Giants
 Mike Wallace, WR, Pittsburgh Steelers
 Patrick Willis, LB, San Francisco 49ers*
 2012 Eli Manning, QB, New York Giants
 Patrick Willis, LB, San Francisco 49ers*
 2013 Greg Hardy, DE, Carolina Panthers*
 Dexter McCluster, KR, Kansas City Chiefs*
 Patrick Willis, LB, San Francisco 49ers
 2015 Eli Manning, QB, New York Giants

*All-Pro selection

2018 IN-SEASON HONORS

A.J. BROWN, WR

- Maxwell Award Watch List
- Biletnikoff Award Watch List
- Walter Camp Award Watch List

VERNON DASHER, DB

- Week 2 Pro Football Focus SEC Team of the Week

VICTOR EVANS, DE

- Week 2 Pro Football Focus SEC Team of the Week

ALEX GIVENS, OL

- Week 1 Pro Football Focus National Team of the Week
- Week 1 Pro Football Focus SEC Team of the Week

JAYLON JONES, DB

- Week 1 Paul Hornung Award Honor Roll

DAWSON KNOX, TE

- Mackey Award Watch List

GREG LITTLE, OL

- Outland Trophy Watch List
- Week 1 SEC Offensive Lineman of the Week
- Week 2 Pro Football Focus SEC Team of the Week
- Week 4 Pro Football Focus SEC Team of the Week

LUKE LOGAN, K

- Week 1 SEC Co-Special Teams Player of the Week

D.K. METCALF, WR

- Biletnikoff Award Watch List

JAVON PATTERSON, OL

- Wuerffel Trophy Watch List

SCOTTIE PHILLIPS, RB

- Week 1 SEC Offensive Player of the Week
- Week 1 College Sports Madness SEC Player of the Week

SEAN RAWLINGS, OL

- Rimington Trophy Watch List
- NFF William V. Campbell Semifinalist
- Week 2 Pro Football Focus SEC Team of the Week

QAADIR SHEPPARD, DE

- Week 4 Pro Football Focus SEC Team of the Week

JORDAN TA'AMU, QB

- Week 2 Pro Football Focus SEC Team of the Week
- Week 4 Pro Football Focus SEC Team of the Week

UNDER LUKE	
Category	Career
Record	9-8
SEC.	3-7
vs. SEC West	1-7
vs. SEC East.	2-0
Non-Conference	6-1
Home	6-4
Away.	2-4
Neutral	1-0
Day Games	7-2
Night Games (6 p.m. start or later).	2-6
vs. Top 25 teams	1-5
TV games	9-8
on SEC Network.	4-2
on SEC Network Alternate	2-0
on ESPN	2-5
on ESPN2	0-1
on ESPNU	1-0
on CBS	0-0
When scoring first.	5-5
When opponents score first	4-3
When leading at halftime.	6-3
When trailing at halftime	2-5
When tied at halftime	1-0
When leading after third quarter	8-1
When trailing after third quarter	1-7
When tied after third quarter	0-0
In overtime games	0-0
When scoring less than 20 points.	0-4
When scoring 20+ points.	9-4
When scoring 30+ points.	9-1
When allowing less than 20 points	1-0
When allowing 20+ points	8-7
When allowing 30+ points	3-7
When rushing for <100 yards	3-3
When rushing for 100+ yards	6-5
When rushing for 200+ yards	4-1
When passing for 200+ yards	9-3
When passing for 250+ yards	8-3
When passing for 300+ yards	8-3
When totaling <300 yds total offense.	0-2
When gaining 300+ yds total offense.	9-6
When allowing <100 yds rushing	0-0
When allowing 100+ yds rushing	9-7
When allowing 200+ yds rushing	4-5
When allowing <200 yds passing	2-1
When allowing 200+ yards passing	7-7
When allowing 250+ yards passing	2-3
When allowing 300+ yards passing	2-1
When allowing <300 yds total offense	0-0
When allowing 300+ yds total offense	8-8
When having a 100-yard rusher	6-3
When opp. has a 100-yard rusher	6-3
When having no turnovers	5-1
When having less than 3 turnovers.	9-6
When having 3 or more turnovers	0-2
When having no takeaways	4-3
When having <3 takeaways	7-8
When having 3 or more takeaways	2-0
When having more than 30:00 TOP	1-0
When having less than 30:00 TOP	8-8

OLE MISS ACTIVE CAREER LEADERS		
MOST GAMES PLAYED		
C.J. Moore	42	
Zedrick Woods	42	
CONSECUTIVE GAMES PLAYED		
Javon Patterson	29	
MOST STARTS		
Javon Patterson	35	
CONSECUTIVE STARTS		
Javon Patterson	29	
PASSING YARDS		
Jordan Ta'amu	214-of-336	3,247 yards
RUSHING YARDS		
Scottie Phillips	78 attempts	575 yards
D'Vaughn Pennamon	73 attempts	275 yards
Eric Swinney	44 attempts	223 yards
RECEIVING YARDS		
A.J. Brown	139 catches	2,117 yards
DaMarkus Lodge	73 catches	1,120 yards
D.K. Metcalf	62 catches	1,076 yards
Braylon Sanders	13 catches	277 yards
TOUCHDOWNS		
A.J. Brown	16	16 receiving
D.K. Metcalf	13	13 receiving
DaMarkus Lodge	10	10 receiving
Scottie Phillips	6	5 rushing 1 receiving
Jordan Ta'amu	5	5 rushing
Jason Pellerin	3	3 rushing
D'Vaughn Pennamon	3	3 rushing
Eric Swinney	3	3 rushing
Braylon Sanders	2	2 receiving
Isaiah Woullard	2	2 rushing
Matt Corral	1	1 rushing
Elijah Moore	1	1 receiving

2018 GAME CAPTAINS	
TTU:	C.J. Moore, S. Rawlings, J. Ta'amu, Z. Woods
SIU:	R. Donelly, V. Evans, J. Patterson, J. Sims
ALA:	A.J. Brown, B. Jones, D. Lodge, D.K. Metcalf
KSU:	C.J. Moore, S. Rawlings, J. Ta'amu, Z. Woods
LSU:	C.J. Moore, S. Rawlings, J. Ta'amu, Z. Woods
ULM:	
ARK:	
AUB:	
SC:	
TAM:	
VAN:	
MSU:	

2018 COIN TOSSES		
	Coin Toss	Game Result
TTU:	Lost	W, 47-27
SIU:	Won	W, 76-41
ALA:	Won	L, 62-7
KSU:	Lost	W, 38-17
LSU:	Lost	L, 45-16
ULM:		
ARK:		
AUB:		
SC:		
TAM:		
VAN:		
MSU:		

HOTTY TODDY
The popular Ole Miss cheer goes like this:
<i>Are You Ready?</i>
<i>Hell Yeah! Damn Right!</i>
<i>Hotty Toddy, Gosh Almighty,</i>
<i>Who The Hell Are We? Hey!</i>
<i>Flim Flam, Bim Bam</i>
<i>Ole Miss By Damn!</i>

CAREER STARTS BY POSITION				
OFFENSE	LT	RT	MLB	SS
	Little (22)	Rawlings (14)	Bing-Dukes (8)	Woods (15)
	LG	Givens (10)	Sanogo (4)	Hartsfield (13)
	J. Patterson (30)	DEFENSE	D. Evans (4)	NB
	Sims (1)		J. Jones (1)	
QB		DE	Hibbler (1)	
Ta'amu (10)		V. Evans (6)		Custis (3)
RB		Sheppard (4)	OLB	Dasher (2)
	Phillips (5)	Winters (2)	Ruggs (3)	Woods (1)
H-BACK		Tisdale (1)	Clarke (1)	CB
	Knox (3)	Robinson (1)	Sanogo (1)	
WR		DT/NT	FS	
A.J. Brown (18)	RG	B. Jones (19)	Woods (13)	Webster (21)
Lodge (17)	Sims (15)	Coatney (16)	Moore (9)	Julius (14)
Metcalf (17)	Givens (7)	Robinson (1)	Jones (6)	Hartsfield (12)
Knox (8)	B. Brown (5)			Hamilton (6)
Sanders (1)	J. Patterson (2)			J. Jones (2)
	Sims (1)			Moore (1)
TE				
Knox (3)				

CFB PLAYOFF RANKINGS

DEBUT EARLY NOVEMBER

ASSOCIATED PRESS POLL

Week 6

Rank	Team	Record	Points
1	Alabama (58)	5-0	1497
2	Georgia	5-0	1405
3	Ohio State (1)	5-0	1395
4	Clemson (1)	5-0	1278
5	LSU	5-0	1233
6	Notre Dame	5-0	1216
7	Oklahoma	5-0	1193
8	Auburn	4-1	1002
9	West Virginia	4-0	998
10	Washington	4-1	978
11	Penn State	4-1	920
12	UCF	4-0	759
13	Kentucky	5-0	707
14	Stanford	4-1	700
15	Michigan	4-1	687
16	Wisconsin	3-1	642
17	Miami	4-1	600
18	Oregon	4-1	462
19	Texas	4-1	403
20	Michigan State	3-1	281
21	Colorado	4-0	225
22	Florida	4-1	210
23	NC State	4-0	118
24	Virginia Tech	3-1	89
25	Oklahoma State	4-1	88

Other receiving votes: Boise State (86), South Florida (83), Syracuse (74), Cincinnati (35), Iowa (34), Texas A&M (31), Washington State (14), TCU (13), California (10), Maryland (10), Missouri (8), Boston College (3), Mississippi State (3), BYU (3), Appalachian State (2), Arizona State (2), San Diego State (1), Hawai'i (1), Duke (1)

COACHES POLL

Week 6

Rank	Team	Record	Points
1	Alabama (61)	5-0	1597
2	Georgia	5-0	1490
3	Ohio State (1)	50	1467
4	Clemson (2)	5-0	1417
5	Oklahoma	5-0	1313
6	LSU	5-0	1285
7	Notre Dame	5-0	1246
8	West Virginia	4-0	1055
9	Auburn	4-1	1049
10	Washington	4-1	1027
11	Penn State	4-1	1002
12	Wisconsin	3-1	797
13	UCF	4-0	763
14	Stanford	4-1	753
15	Kentucky	5-0	690
16	Michigan	4-1	627
17	Miami	4-1	587
18	Oregon	4-1	453
19	Michigan State	3-1	376
20	Texas	4-1	342
21	Oklahoma State	4-1	255
22	Colorado	4-0	170
23	Virginia Tech	3-1	167
24	Boise State	3-1	160
25	NC State	4-0	121

Others receiving votes: South Florida (109), Florida (105), Syracuse (48), Washington State (43), Cincinnati (42), TCU (40), Appalachian State (34), Texas A&M (31), Iowa (23), Missouri (21), Maryland (14), Mississippi State (13), USC (10), San Diego State (9), Boston College (9), Arizona State (8), South Carolina (6), Troy (5), California (5), Duke (5), BYU (4), Army (4), Louisiana Tech (4), Fresno State (1)

PRESEASON HONORS

A.J. BROWN

- Maxwell Award Watch List
- Biletnikoff Award Watch List
- Walter Camp Award Watch List
- All-America First Team (AP, ESPN, The Athletic, Athlon, Sporting News)
- All-America Second Team (Lindy's)
- All-SEC First Team (Coaches, Media, Athlon, Lindy's)
- No. 1 WR in the nation (USA Today, Athlon)
- No. 3 WR in the nation (Lindy's)

JOSIAH COATNEY

- All-SEC Fourth Team (Athlon)

BENITO JONES

- All-SEC Second Team (Phil Steele)

JAYLON JONES

- All-SEC Fourth Team (Athlon)

DAWSON KNOX

- Mackey Award Watch List
- All-SEC Third Team (Phil Steele)

D.K. METCALF

- All-SEC Second Team (Phil Steele)
- All-SEC Third Team (Coaches, Lindy's)
- No. 20 WR in the nation (Lindy's)

GREG LITTLE

- Outland Trophy Watch List
- All-America First Team (Coaches, Media, The Athletic, Sporting News)
- All-America Second Team (AP, Lindy's Phil Steele, Athlon)
- All-SEC First Team (Lindy's, Athlon, Phil Steele)
- No. 6 OT in the nation (Lindy's)

JAVON PATTERSON

- Wuerffel Trophy Watch List
- All-SEC Second Team (Lindy's)
- All-SEC Third Team (Coaches, Media, Athlon)

JACK PROPST

- All-SEC Third Team (Phil Steele)

SEAN RAWLINGS

- Rimington Trophy Watch List
- All-SEC Fourth Team (athlon)

ZEDRICK WOODS

- All-SEC Third Team (Coaches)

LANDSHARK

At Ole Miss, Landshark is a term that was first adopted by the Rebel football team's defensive unit. As part of that identity, defensive players celebrate big plays by putting a hand to their forehead in the shape of a shark fin. A battle cry of "Fins Up" also contributes to the players' persona. With the popularity of both the players and the hand gesture, Ole Miss fans and student-athletes from other sports embraced the spirit of the Landshark, and in October 2017, the university announced the Landshark as the official mascot of the Ole Miss Rebels.

Tony, Ole Miss' new on-field mascot, was unveiled Aug. 11 at the annual Meet the Rebels event and will roam the sideline this season.

Roots of the Landshark at Ole Miss date back to 2008. After four straight losing seasons, the Rebel football team returned to national prominence with a 9-4 record and a victory over 7th-ranked Texas Tech in the Cotton Bowl. Leading the charge was a defensive squad that ranked fourth in the nation in rushing defense.

The term Landshark originated that season from senior linebacker Tony Fein, an Army veteran who served a one-year tour in the Iraq War before arriving in Oxford. A two-year letterman after transferring from Scottsdale (Ariz.) Community College, Fein was the 2008 recipient of the Pat Tillman Award by the Military Order of the Purple Heart. Fein passed away in October 2009, but his legacy at Ole Miss continues through the Landshark.

OLE MISS RECORD BOOK UPDATES

SEASON

300-YARD PASSING GAMES

Player, Year	No.
1. Chad Kelly, 2015	8
2. Shea Patterson, 2017	5
3. Chad Kelly, 2016	4
Bo Wallace, 2014	4
Bo Wallace, 2013	4
Eli Manning, 2003	4
Eli Manning, 2002	4
-- Jordan Ta'amu, 2018	3

400-YARD PASSING GAMES

Player, Year	No.
1. Jordan Ta'amu, 2018	2
Shea Patterson, 2017	2
Chad Kelly, 2016	2
3.	1
Archie Manning, 1969	1
Eli Manning, 2002	1
Eli Manning, 2003	1
Jordan Ta'amu, 2017	1
Bo Wallace, 2012	1
Bo Wallace, 2013	1

CAREER

PASSING YARDS

Player, Years	Yds
1. Eli Manning, 2000-03	10,119
2. Bo Wallace, 2012-14	9,534
3. Chad Kelly, 2015-16	6,800
4. Romero Miller, 1997-2000	6,311
5. Kent Austin, 1981-85	6,184
6. John Fourcade, 1978-81	5,412
7. Jevan Snead, 2009-09	5,394
8. Mark Young, 1985-88	4,971
9. Archie Manning, 1968-70	4,753
10. Russ Shows, 1989-92	3,778
-- Jordan Ta'amu, 2017-18	3,247

300-YARD PASSING GAMES

Player, Years	No.
1. Chad Kelly, 2015-16	12
2. Bo Wallace, 2012-14	11
3. Eli Manning, 2000-03	10
4. Shea Patterson, 2016-17	7
5. Jordan Ta'amu, 2017-18	6
6. Romaro Miller, 1997-2000	3
Stewart Patridge, 1996-97	3
Archie Manning, 1968-70	3

400-YARD PASSING GAMES

Player, Years	No.
1. Jordan Ta'amu, 2017-18	3
2. Eli Manning, 2000-03	2
Chad Kelly, 2015-16	2
Shea Patterson, 2016-17	2
Bo Wallace, 2012-14	2
6. John Darnell, 1989	1
Archie Manning, 1969	1

RECEPTIONS

Player, Years	No.
1. Laquon Treadwell, 2013-15	202
2. Chris Collins, 2000-03	198
3. Shay Hodge, 2006-09	173
4. Evan Ingram, 2013-16	162
5. Donte Moncrief, 2011-13	156
6. Bill Flowers, 2001-04	149
7. Grant Heard, 1996-2000	142
8. Ta'Boris Fisher, 1993-96	139
A.J. Brown, 2016-18	139
9. Mike Espy, 2002-05	136
Ja-Mes Logan, 2010-13	136

RECEIVING YARDS

Player, Years	Yds
1. Shay Hodge, 2006-09	2,646
2. Chris Collins, 2000-03	2,621
3. Laquon Treadwell, 2013-15	2,393
4. Donte Moncrief, 2011-13	2,371
5. Evan Ingram, 2013-16	2,320
6. Willie Green, 1986-89	2,274
7. A.J. Brown, 2016-18	2,117
8. Grant Heard, 1996-2000	2,029
9. J.R. Ambrose, 1984-87	2,012
10. Mike Wallace, 2005-09	1,910

RECEIVING TOUCHDOWNS

Player, Years	No.
1. Chris Collins, 2000-03	24
2. Shay Hodge, 2006-09	22
3. Laquon Treadwell, 2013-15	21
4. Donte Moncrief, 2011-13	20
5. Grant Heard, 1996-2000	16
A.J. Brown, 2016-18	16
7. Evan Ingram, 2013-16	15
Mike Wallace, 2005-08	15
9. J.R. Ambrose, 1984-87	13
D.K. Metcalf, 2016-18	13
10. Burney Veazey, 1971-73	12
Willie Green, 1986-89	12
-- A.J. Brown, 2015-18	10

100-YARD RECEIVING GAMES

Player, Years	No.
1. Chris Collins, 2000-03	11
2. Donte Moncrief, 2011-13	9
Laquon Treadwell, 2013-15	9
4. A.J. Brown	7
Evan Ingram, 2013-16	7
6. Shay Hodge, 2006-09	6
Mike Wallace, 2005-08	6
8. Floyd Franks, 1968-70	5
Vince Sanders, 2011-14	4
10. D.K. Metcalf	3
J.R. Ambrose, 1984-87	3
Cory Peterson, 1996-99	3
Mario Hill, 2002-04	3
Ja-Mes Logan, 2010-13	3
-- DaMarkus Lodge	2

TEXAS TECH NOTES

FIRST-TIME STARTERS:

- Offense: Ben Brown (OL), Scottie Phillips (RB)
- Defense: Montrell Custis (DB), Austrian Robinson (DE), Kevontae' Ruggs (LB), Mohamed Sanogo (LB)

DEBUTS:

• Zikerrion Baker, Quentin Bivens, Ben Brown, Josh Clarke, Montrell Custis, Vernon Dasher, Jacquez Jones, Tylan Knight, Elijah Moore, Scottie Phillips, Kevontae' Ruggs, Austrian Robinson, Ty Rocconi, Keidron Smith, Tariqious Tisdale, Isaiah Woullard

GENERAL NOTES:

- Attendance was 40,333.
- This was the third time in the last five years that Ole Miss has opened the season in a neutral site contest ... The Rebels are 2-1 in those contests.
- The Rebels are 92-27-5 (.762 winning percentage) in season openers and have taken 19 of the last 22.
- Ole Miss is 163-87-7 (.648 winning pct.) all-time during the month of September.
- Ole Miss is 116-40-6 (.735 winning pct.) all-time versus non-conference opponents during the month.

OFFENSIVE NOTES:

- RB Scottie Phillips recorded 204 yards, on 16 carries with two touchdowns in his first career start for Ole Miss.
- Phillips became just the eighth running back to run for over 200 yards in a game ... It was the 10th overall time in program history.
- His 204 yards are the most by an Ole Miss running back making his debut.
- Ole Miss opened the game with a two play, 69-yard drive that only took 33 seconds ... It was the third time in the last six games that Ole Miss has scored a TD within the opening 39 seconds (39 seconds at Mississippi State (11/23/18), 31 seconds vs. Arkansas (10/28/17).
- Ole Miss tallied two scoring plays of 50 yards or greater. The Rebels had 12 last season.
- Ole Miss had three scoring drives that resulted in TDs that took less than 50 seconds.
- The 24 first quarter points were the most in an opening 15 minutes since Sept. 12, 2015 vs. Fresno State, when the Rebels tallied 28 to open the game.
- WR Braylon Sanders tallied a career-high in both catches (four) and yards (60).

DEFENSIVE NOTES:

- DE Qaadir Sheppard recorded a career-high 1.5 tackles-for-loss.
- DB Zedrick Woods tallied a team-high nine tackles.
- DB Jaylon Jones recorded a career-high in total tackles (7) and solo tackles (7) before leaving the game due to injury.
- DB Montrell Custis had a career-high seven tackles, all of which were solo tackles ... He also had four pass breakups.
- DB Vernon Dasher tallied a career-high five tackles.
- The Ole Miss defense stopped Texas Tech on all three of the Red Raiders' fourth down attempts.

SPECIAL TEAMS NOTES:

- Junior Jaylon Jones recorded his second career kickoff return TD with a 94-yard score in the first quarter.
- It was the second straight year Jones tallied a kick return TD ... Prior to last season, Ole Miss hadn't returned a kick for a touchdown since 2012.
- Luke Logan kicked a career-high four field goals, including a career-long 39 yarder.

SOUTHERN ILLINOIS NOTES

FIRST-TIME STARTERS:

- Offense: Braylon Sanders (WR)
- Defense: Jacquez Jones (LB), Tariqious Tisdale (DE)

DEBUTS:

• Miles Battle (WR), Matt Corral (QB), A.J. Harris (DB), Luke Knox (LB), Jakorey Hawkins (DB), Jonathan Hess (LB), Amani Johnson (DE), Tony Gray (OL), Isaac Way (K), Spencer Cole (P), Patrick Nasiatka (K), Sam Johnson (OL)

GENERAL NOTES:

- Ole Miss is 101-17-5 (.841 winning pct.) in home openers ... When playing their home opener in Oxford, the Rebels are 77-10-4 (.868 winning pct.) ... Ole Miss has won each of its last six home openers.
- Ole Miss is 164-87-7 (.649 winning pct.) all-time during the month of September.
- Ole Miss is 103-32-3 (.757 winning pct.) in September home games (including home contests played in Memphis and Jackson), including a 77-19-2 (.796 winning percentage) mark in September games played in Oxford.
- Ole Miss is 117-40-6 (.736 winning pct.) all-time versus non-conference opponents during the month.
- The 117 combined points are the most between two teams in Ole Miss history ... The previous school record was 114 (2001 & 1904).

OFFENSIVE NOTES:

- The 76 points are the most points by Ole Miss since 2015 when the Rebels scored 76 against Fresno State ... Fifth-most points in school history.
- 629 total yards of offense is the sixth most in school history.
- Ole Miss had two scoring drives that resulted in TDs that took less than 60 seconds ... That's five total so far this season.
- Ole Miss' 479 team passing yards are the second-most in Ole Miss history ... School record was 489 against UT Martin last season.
- QB Jordan Ta'amu recorded a career high in yards (448), total offense (446) and touchdowns (five) ... It was the third-best passing performance by a Rebel in school history.
- Ta'amu moved into 15th place on the Ole Miss all-time charts in career passing yardage with 2,466.
- A.J. Brown led all receivers with 158 yards receiving ... Brown moved into ninth place on Ole Miss' career charts in receiving yards (1,915).
- WR Braylon Sanders tallied a career-high 133 receiving yards and tied a career high with four receptions.
- WR Elijah Moore's first career catch was a 50-yard TD reception.

DEFENSIVE NOTES:

- After allowing 38 first half points, the Ole Miss defense held Southern Illinois to just a single field goal in the final 30 minutes of the game.
- DB Vernon Dasher recorded his first career touchdown with a 88-yard interception return during the fourth quarter.
- First interception returned for a touchdown since 2016, when Zedrick Woods returned an interception 31 yards for a TD against Memphis in 2016 ... It was the eighth-longest interception return in school history.
- First time Ole Miss has scored two defensive touchdowns in a game since the Rebels returned two interceptions back for six against Fresno State in 2015.

SPECIAL TEAMS NOTES:

- Tied school record for most successful kicking conversions in a single game (10) – third time in school history.

ALABAMA NOTES

FIRST CAREER START:

- Defense: Markel Winters (DE)

FIRST-TIME STARTERS IN 2018:

- Defense: Victor Evans (DE), Javien Hamilton (DB), Jalen Julius (DB), Markel Winters (DE)

DEBUTS:

- Hal Northern (DT)

SERIES INFORMATION

- Saturday's meeting was just 66th all-time between Ole Miss and Alabama.
- Alabama now leads the all-time series 50-11-2.

GENERAL NOTES:

- Attendance for tonight's game was 62,919 ... It's the eighth largest crowd in Vaught-Hemingway history.
- Ole Miss falls to 33-49-3 all-time in SEC openers ... This was the fourth straight year the Rebels have faced Alabama to open up SEC play.
- Ole Miss is 164-88-7 (.647 winning pct.) all-time during the month of September.
- Ole Miss is 103-33-3 (.752 winning pct.) in September home games (including home contests played in Memphis and Jackson), including a 77-20-2 (.788 winning percentage) mark in September games played in Oxford.

OFFENSIVE NOTES:

- Ole Miss' opening drive was one play, 75 yards and only took 11 seconds ... That's six total scoring drives this season that have been less than a minute ... Coming into the game, Ole Miss led the country in that category.
- Jordan Ta'amu finished the game 7-of-22 for 133 yards and one touchdown.
- WR A.J. Brown led Ole Miss in receptions (four) and finished with 34 yards receiving.
- WR D.K. Metcalf finished with two catches for 92 yards and one touchdown.
- Metcalf's 75-yard touchdown catch to open the game was the longest play from scrimmage this year for Ole Miss.
- RB Tylan Knight tallied a career-high in rushing attempts (eight).
- RB Isaiah Woullard tallied a career-high in rushing yards (29) and tied a career-high in attempts (seven).

DEFENSIVE NOTES:

- DB C.J. Moore tallied his fourth career interception ... It's the first interception for Ole Miss against an Alabama quarterback since 2015.
- It was Ole Miss' second straight game to record an interception.
- LB Jacquez Jones tallied a team-high and career-high in total tackles (nine) and solo tackles (two).
- DE Markel Winters recorded his first career sack.
- DB Keidron Smith tallied a career-high in total tackles (seven) and solo tackles (five).

SPECIAL TEAMS NOTES:

- P Mac Brown punted a career-high nine times, averaging 40.6, with a long of 48.

KENT STATE NOTES

FIRST-TIME STARTERS:

- Defense: Josh Clarke (LB)

DEBUTS:

- SEASON: Eric Swinney (RB), Donta Evans (LB)

GENERAL NOTES:

- Today's game lasted five hours, 39 minutes ... The game featured two weather delays that lasted a total of two hours and 36 minutes.
- Ole Miss is 118-40-6 (.738 winning pct.) all-time versus non-conference opponents during the month.
- Ole Miss is 104-33-3 (.754 winning pct.) in September home games (including home contests played in Memphis and Jackson), including a 78-20-2 (.790 winning percentage) mark in September games played in Oxford.
- Ole Miss is 165-87-7 (.651 winning pct.) all-time during the month of September.

OFFENSIVE NOTES:

- Ole Miss' opening drive was six plays and covered 77 yards to open the scoring ... That's the third time in the last four games that the Rebels have scored on their opening drive of the game.
- Four the fourth straight game, the Rebels had at least one scoring drive that took less than a minute ... Ole Miss has seven such drives so far this season ... The Rebels came into the game ranked third in the country in this category.
- The Ole Miss offense finished with a season-high 651 yards of total offense ... It was the second time this season the Rebels have surpassed the 600-yard mark.
- RB Scottie Phillips hauled in his first career receiving touchdown with a 38-yard TD reception in the first quarter.
- Phillips rushed a career-high 19 times for 112 yards and one touchdowns ... Phillips currently has five rushing touchdowns and six total TDs on the season.
- Jordan Ta'amu finished the game 28-for-38 for 442 yards and two touchdowns ... Ta'amu also tallied his fourth career rushing TD, first this season.
- It was Ta'amu's second 400-yard passing effort of 2018 and the third in his career, more than any other quarterback in Ole Miss history.
- WR D.K. Metcalf finished with six catches for a game-high 102 yards and one touchdown ... It was the fourth straight game Metcalf has hauled in a touchdown reception.

DEFENSIVE NOTES:

- The Ole Miss defense has forced at least two turnovers in three straight games for the first time since 2014.
- Coming into today's contest, Ole Miss has two sacks through three games ... The Rebels recorded seven sacks today vs. Kent State.
- Ole Miss held its opponent under 20 points for the first time since Sept. 24, 2016, when the Rebels held No. 11 Georgia to 14 points.
- DE Markel Winters became just the third Rebel, since 2010, to get three sacks in a single game joining Marquis Haynes (2017) and Jonathan Cornell (2010).
- DB C.J. Moore recovered a Kent State fumble during the fourth quarter ... It was the second straight game Moore tallied a fumble recovery.
- DE Brenden Williams recorded his first career sack ... It was just the junior's third career tackle.

SPECIAL TEAMS NOTES:

- P Mac Brown punted four times for a 36.8 yards per punt, including a long of 47 yards.
- K Luke Logan connected on a 27-yard attempt and went 1-for-2 during the game ... Logan is now 5-for-6 on the season in field goal attempts.

LSU NOTES

DEBUTS:

- SEASON: Kweisi Fountain (DB)

SERIES INFORMATION

- This game marked the 107th all-time meeting between the Ole Miss Rebels and LSU Tigers dating back to 1894.
- LSU is Ole Miss' second-most played opponent behind Mississippi State, whom the Rebels will play for the 115th time on Nov. 22.
- LSU holds a 62-41-4 advantage in the series, 40-24-1 in Baton Rouge.
- The home team has now won six of the last seven meetings.

GENERAL NOTES:

- Attendance for tonight's game was 100,224.
- Ole Miss is 118-41-6 (.733 winning pct.) all-time versus non-conference opponents during the month.
- Ole Miss is 165-88-7 (.648 winning pct.) all-time during the month of September, including a 3-2 mark this season.

OFFENSIVE NOTES:

- Phillips now has rushing touchdowns in four of his five career games at Ole Miss and has six on the season.
- QB Jordan Ta'amu completed 19-of-38 passes for 178 yards.
- Ta'amu string of eight straight games with a touchdown pass was snapped.
- The 38 attempts tied a season-high for Ta'amu.
- WR A.J. Brown hauled in a season-high nine catches for 72 yards.
- Brown currently sits seventh on Ole Miss' all-time charts in career receiving yards with 2,117.

DEFENSIVE NOTES:

- LSU came into the contest with only one turnover all season ... The Ole Miss offense forced two Tiger turnovers on Saturday.
- It was the fourth straight game that the Ole Miss defense tallied two or more turnovers in a game, the first time since 2014.
- LB Mohamed Sanogo led the Rebels with a career-high 12 tackles ... It was the third time in the last four games that Sanogo has been the team leader in tackles.
- Sanogo forced one fumble against the Tiger offense ... It was Sanogo's second FF of the season.
- DT Josiah Coatney tallied a career-high nine total tackles.
- The seven total tackles by DB C.J. Miller was a career-high for the sophomore from Powder Springs, Georgia.
- DE Qaadir Sheppard forced a fumble for the first time in his career.
- DB CJ Miller tallied his first career fumble recovery.
- The third quarter fumble recovery by DB Zedrick Woods was the first of his career.

SPECIAL TEAMS NOTES:

- K Luke Logan was a perfect 3-for-3 on field goal attempts ... Logan is now 8-for-9 on the season in field goal attempts.
- Logan drilled a career-long 40-yard field goal during the fourth quarter.
- P Mac Brown punted six times for an average of 47.8 yards, including a career-long 63 yard punt in the second quarter.

HEAD COACH MATT LUKE

Matt Luke was born a Rebel. His family has ties to Ole Miss that span three generations. Now, he has achieved a lifelong dream by taking over the reins of his alma mater. Ole Miss made it official on Nov. 27, 2017, removing the interim tag and introducing Luke as the 38th head coach in program history.

Under difficult circumstances and an uncertain future, Luke faced the daunting challenge of taking over the team just a week before 2017 fall camp and responded by helping the Rebels bounce back from a losing season to post a 6-6 record, including a 31-28 road win at Mississippi State to return the Golden Egg to Oxford. The Gulfport native continued that momentum by assembling a top-25 recruiting class in February.

During his 24 years as a player and coach at the collegiate level, Luke has risen through the ranks while learning from a number of successful veteran coaches. He has worked alongside national champion Tennessee coach Phillip Fulmer, Duke head coach David Cutcliffe and former Ole Miss head coach Tommy Tuberville, among others. On the field, he has mentored 17 all-league selections as well as All-Americans and first-round draft picks Laremy Tunsil and Laken Tomlinson.

Luke, a four-year center for the Rebels (1995-98), just wrapped up his 10th season as a coach at Ole Miss. Prior to taking over as interim head coach, Luke spent five seasons as the team's co-offensive coordinator and offensive line coach. During his first stop in Oxford (2002-05), Luke served four seasons coaching the Ole Miss tight ends and offensive line under Cutcliffe.

Since returning to Oxford in 2012, Luke has helped the Rebels earn four bowl berths, including a 10-3 record and Sugar Bowl victory to cap the 2015 season.

Luke's 2017 Rebels saw breakout performances from all three phases of the game.

A.J. Brown, the SEC leader in multiple receiving categories, set single-season marks in both receiving yards and receiving touchdowns, while senior running back Jordan Wilkins became just the fifth Rebel to surpass the 1,000-yard mark in a single season. Two different quarterbacks threw for 350 or more yards in three games during the 2017 season, becoming just the fourth FBS team in the last 20 seasons to accomplish that feat.

The 2017 Rebel defense finished the season strong, forcing five turnovers in the season finale win against Mississippi State. Senior linebacker DeMarquis Gates ended the season with 114 tackles, the most in a single season since Patrick Willis had 137 in 2006.

Luke also saw senior kicker Gary Wunderlich become Ole Miss' career record-holder in points scored (350), points kicking (350), field goals made (64), PATs made (158) and PATs attempted (162).

A product of Gulfport High School, Luke lettered four seasons (1995-98) as a center at Ole Miss. A starter in 33 career games for the Rebels, he served as team captain in 1998 as Ole Miss posted a 7-5 ledger and defeated Texas Tech in the Independence Bowl. He was named the 1998 Ole Miss Most Valuable Senior by the Jackson (Miss.) Touchdown Club and twice earned Academic All-SEC honors.

Following his playing career, he served as a student assistant coach at Ole Miss in 1999, helping the Rebels to an 8-4 mark with regular-season wins against Auburn, South Carolina, LSU and Arkansas as well as a 27-25 triumph over Oklahoma in the Independence Bowl. He graduated in May 2000 with a degree in business administration.

Luke is married to the former Ashley Grantham of Oxford, Mississippi, and the couple has two sons, Harrison and Cooper. His father, Tommy, was a defensive back at Ole Miss in the 1960s while his brother, Tom, quarterbacked the Rebels from 1989-91. Tom is also on the Ole Miss football staff as assistant athletics director for player development.



THE LUKE FILE

PERSONAL INFORMATION

BORN: Oct. 29, 1976

HOMETOWN: Gulfport, Miss.

FAMILY: Wife, Ashley (Grantham); sons Harrison; Cooper

EDUCATION:

Gulfport High School (1995)

Ole Miss (2000) — Bachelor's Business Admin.

COACHING EXPERIENCE

Ole Miss (Student Assistant Coach, 1999; Assistant Coach, 2002-05; Off. Coordinator, 2012-16; Head Coach, 2017-Pres.)

Duke (Off. Coordinator, 2008-11)

Tennessee (Recruiting Coordinator, 2006-07)

Murray State (Off. Line Coach, 2000-01)

YEAR-BY-YEAR COLLEGIATE COACHING

Year	School	Record	Finish
2017	Ole Miss	6-6	6th SEC West
2018	Ole Miss	3-2	--
Totals (2nd season)		9-8 (.529)	



WESLEY MCGRIFF
Associate Head Coach/
Defensive Coord.



PHIL LONGO
Offensive Coord./
Quarterbacks



JASON JONES
Co-Defensive Coord./
Safeties



JACK BICKNELL
Offensive Line



CHARLES CLARK
Cornerbacks

Offensive GA: Josh Snow

Defensive GA: Mason Martin

Defensive GA: Tayler Polk

Defensive GA: Viktor Irokansi

Head Strength Coach: Paul Jackson

Head Athletic Trainer: Pat Jernigan

Equipment Manager: Ken Crain

Assoc. AD/Football Operations: John Miller

Asst. AD/Player Development: Tom Luke

Asst. AD/Recruiting Operations: Chris Rippon

Asst. AD/Player Personnel: Tyler Siskey



MAURICE HARRIS
Tight Ends



DERRICK NIX
Running Backs



JACOB PEELER
Wide Receivers



FREDDIE ROACH
Defensive Line



JON SUMRALL
Linebackers

ALPHABETICAL		
No.	Name	Pos.
11	Floyd Allen	WR
89	Ryder Anderson	DE
16	Gabe Angel	TE
30	Zikerrion Baker	LB
6	Miles Battle	WR
86	Drake Beck	WR
43	Detric Bing-Dukes	LB
94	Quentin Bivens	DT
42	Truett Bourne	LB
1	A.J. Brown	WR
55	Ben Brown	OL
96	Mac Brown	P
25	D.K. Buford	RB
76	Nic Cantu	OL
89	Jacob Carter	WR
11	Jacob Cendoya	QB
32	Josh Clarke	LB
40	Josiah Coatney	DT
97	Spencer Cole	P
44	James Coley	DL
15	Octavious Cooley	TE
2	Matt Corral	QB
65	Peyton Cox	OL
56	Jalen Cunningham	DL
2	Montrell Custis	DB
3	Vernon Dasher	DB
93	Sincere David	DT
83	Nikolas Dean	TE
90	Ross Donelly	DT
81	Ryan Drew	WR
35	Donta Evans	LB
4	Victor Evans	DE
19	Alex Faniel	TE
82	Jared Farlow	WR
39	Kweisi Fountain	DB
67	Alex Givens	OL
78	Tony Gray	OL
3	Demarcus Gregory	WR
48	Andrew Griffith	LB
77	Hamilton Hall	OL
21	Javien Hamilton	DB
11	A.J. Harris	DB
15	Myles Hartsfield	DB
23	Jakorey Hawkins	DB
84	Nick Haynes	TE
96	Jordan Hebert	DT
33	Jonathan Hess	LB
17	Willie Hibbler	LB
55	KD Hill	DT
34	Harrison Homberg	WR
87	Michael Howard	OL
45	Amani Johnson	LB
61	Eli Johnson	C
32	Jerry Johnson	DB
54	Sam Johnson	OL
95	Benito Jones	DT
10	Jacquez Jones	LB
31	Jaylon Jones	DB
26	Jalen Julius	DB
28	Tylan Knight	ATH
9	Dawson Knox	TE
16	Luke Knox	LB
29	Armani Linton	DB
74	Greg Little	OL
5	DaMarkus Lodge	WR
92	Luke Logan	K
71	Bryce Mathews	OL
14	D.K. Metcalf	WR

NUMERICAL ROSTER							
No.	Name	Pos.	Ht.	Wt.	Yr.	Hometown/Previous School(s)	
1	A.J. Brown	WR	6-1	230	JR-2L	Starkville, Miss./Starkville	
2	Matt Corral	QB	6-1	205	FR-HS	Ventura, Calif./Long Beach Poly	
2	Montrell Custis	DB	6-0	173	JR-2L	Jonesboro, Ga./Lovejoy	
3	Vernon Dasher	DB	6-1	205	JR-TR	Baxley, Ga./Appling County/Coffeyville CC	
3	Demarcus Gregory	WR	6-1	210	FR-HS	Duncan, S.C./Byrnes HS	
4	Victor Evans	DE	6-3	234	SR-3L	Dallas, Texas/Skyline	
5	DaMarkus Lodge	WR	6-2	204	SR-3L	Cedar Hill, Texas/Cedar Hill	
5	Ken Webster	DB	5-11	201	SR-4L	Decatur, Ga./Stockbridge	
6	Miles Battle	WR	6-4	195	FR-HS	Houston, Texas/Cypress Creek	
6	Kam White	DB	6-2	210	FR-RS	Clinton, Miss./Clinton	
7	Jason Pellerin	TE	6-4	239	JR-2L	New Iberia, La./New Iberia Catholic	
8	C.J. Miller	DB	6-0	191	SO-1L	Powder Springs, Ga./McEachern	
8	Elijah Moore	WR	5-9	181	FR-HS	Fort Lauderdale, Fla./St. Thomas Aquinas	
9	Dawson Knox	TE	6-4	257	JR-2L	Brentwood, Tenn./Brentwood Academy	
10	Jacquez Jones	LB	6-1	227	FR-HS	Tuscaloosa, Ala./Hillcrest	
10	Jordan Ta'amu	QB	6-2	210	SR-1L	Pearl City, Hawaii/Pearl City/New Mexico Military	
11	Floyd Allen	WR	5-10	199	SR-1L	Houston, Texas/Nimitz/Bethany/El Camino College	
11	Jacob Cendoya	QB	6-0	194	FR-HS	Alpharetta, Ga./Mount Pisgah Christian School	
11	A.J. Harris	DB	5-11	200	FR-RS	Madison, Ala./Bob Jones	
12	Austrian Robinson	DT	6-4	296	JR-2L	New York, N.Y./Trinity-Pawling School	
12	Ford Werness	QB	6-0	181	FR-HS	Raleigh, N.C./Millbrook	
13	Grant Restmeyer	QB	6-3	224	SO-SQ	McKinney, Texas/McKinney Boyd	
13	Braylon Sanders	WR	6-0	195	SO-1L	Hogansville, Ga./Callaway	
14	D.K. Metcalf	WR	6-4	230	SO-2L	Oxford, Miss./Oxford	
15	Octavious Cooley	TE	6-3	265	JR-2L	Laurel, Miss./Laurel	
15	Myles Hartsfield	DB	5-11	211	JR-2L	Sayreville, N.J./East Coast Prep	
16	Gabe Angel	TE	6-3	236	SO-1L	Lebanon, Tenn./Cookeville	
16	Luke Knox	LB	6-3	227	FR-HS	Brentwood, Tenn./Brentwood Academy	
17	Willie Hibbler	LB	6-3	249	JR-2L	Sardis, Miss./North Panola	
19	Alex Faniel	TE	6-6	250	FR-RS	Glen Allen, Va./Glen Allen	
19	Markel Winters	DE	6-3	247	SR-1L	Tallahassee, Fla./Rickards/ECU/Jones County JC	
20	Keidron Smith	DB	6-2	192	FR-HS	West Palm Beach, Fla./Oxbridge Academy	
21	Javien Hamilton	DB	5-10	177	SR-1L	Louin, Miss./Bay Springs/Jones County JC	
21	KeShun Wells	RB	5-5	175	JR-SQ	Moss Point, Miss./Moss Point/MS Gulf Coast CC	
22	Scottie Phillips	RB	5-11	211	JR-TR	Ellisville, Miss./South Jones/Jones County JC	
22	Tariqious Tisdale	DL	6-5	280	SO-TR	Lexington, Tenn./Lexington/Northwest Mississippi CC	
23	Jakorey Hawkins	DB	5-11	193	FR-HS	Montgomery, Ala./Lee	
23	Nevin Wells	WR	6-0	187	FR-HS	Jackson, Miss./Jackson Prep	
24	Eric Swinney	RB	5-9	220	JR-2L	Riverdale, Ga./Sandy Creek	
25	D.K. Buford	RB	5-11	232	SR-3L	Oxford, Miss./Lafayette	
26	Jalen Julius	DB	5-10	187	JR-2L	Winter Garden, Fla./West Orange	
26	Isaiah Woullard	RB	5-9	200	FR-HS	Hattiesburg, Miss./Presbyterian Christian	
27	Kevontae' Ruggs	LB	6-3	202	FR-HS	Montgomery, Ala./Lee	
27	Jake VanRonzelen	RB	5-10	184	FR-RS	Jefferson City, Mo./Blair Oaks	
28	Tylan Knight	DB	5-6	171	FR-HS	Pearl, Miss./Pearl	
28	Cam Ordway	DB	5-11	189	SR-3L	Pulaski, Tenn./Giles County	
28	D'Vaughn Pennamon	RB	5-11	238	JR-2L	Houston, Texas/Manvel	
29	Armani Linton	DB	6-2	223	JR-2L	Walnut, Miss./Walnut	
30	Zikerrion Baker	LB	6-1	228	FR-RS	Mooringsport, La./Minden	
31	Jaylon Jones	DB	5-11	195	JR-2L	Allen, Texas/Allen	
32	Josh Clarke	LB	6-2	225	FR-RS	Jefferson, La./Riverdale	
32	Jerry Johnson	DB	5-10	207	JR-1L	Starkville, Miss./Starkville/Mississippi Delta CC	
33	Jonathan Hess	LB	6-6	228	FR-HS	Vestavia Hills, Ala./Vestavia Hills	
34	Harrison Homberg	WR	6-1	185	FR-HS	Jackson, Tenn./University School of Jackson	
35	Donta Evans	LB	6-1	228	SO-1L	Lawrenceville, Ga./Archer	
36	Zedrick Woods	DB	5-11	203	SR-3L	Lake City, Fla./Columbia	
37	Art Mitchell	DB	5-10	173	JR-1L	Yazoo City, Miss./Yazoo City	
38	C.J. Moore	DB	5-11	191	SR-3L	Bassfield, Miss./Bassfield	
39	Kweisi Fountain	DB	6-1	214	SR-1L	Biloxi, Miss./Biloxi	
40	Josiah Coatney	DT	6-4	316	JR-1L	Douglasville, Ga./Chapel Hill/Holmes CC	
41	Brenden Williams	DE	6-3	237	JR-1L	Birmingham, Ala./Restoration Academy/Northeast MS CC	
42	Truett Bourne	LB	6-0	207	FR-HS	Madison, Miss./Madison Central	
43	Detric Bing-Dukes	LB	6-1	253	SR-2L	Tucker, Ga./Tucker/Georgia/Iowa Western CC	
44	James Coley	DL	6-3	255	JR-TR	Natchez, Miss./Cathedral/Co-Lin CC	
45	Amani Johnson	DE	6-0	232	FR-RS	Abbeville, Miss./Lafayette	
46	Mohamed Sanogo	LB	6-2	224	SO-1L	Plano, Texas/Plano West	
47	Ty Rocconi	DB	5-11	191	FR-RS	Mobile, Ala./UMS-Wright Prep	
48	Andrew Griffith	LB	5-11	212	FR-HS	Bentonville, Ark./Bentonville	

No.	Name	Pos.	Ht.	Wt.	Yr.	Hometown/Previous School(s)
50	Sean Rawlings	OL	6-5	293	SR-3L	Madison, Miss./Madison Ridgeland Academy
53	KC Swaim	OL	6-5	276	JR-TR	Truth or Consequences, N.M./Hot Springs/New Mexico Military
54	Sam Johnson	OL	6-1	268	JR-SQ	Nashville, Tenn./Christ Presbyterian Academy
55	Ben Brown	OL	6-5	318	FR-RS	Vicksburg, Miss./St. Aloysius
55	KD Hill	DL	6-0	296	FR-HS	Eufaula, Ala./Eufaula
56	Jalen Cunningham	DL	6-5	361	FR-HS	Odenville, Ala./St. Clair County
58	Mike Taylor	LS	6-1	190	JR-SQ	Jackson, Tenn./University School of Jackson
59	Samuel Plash	OL	6-3	278	FR-RS	Mobile, Ala./UMS-Wright Prep
61	Eli Johnson	C	6-1	303	SO-1L	Taylor, Miss./Lafayette
65	Peyton Cox	OL	5-11	300	FR-RS	Metairie, La./Jesuit
67	Alex Givens	OL	6-6	305	JR-2L	Nashville, Tenn./Nashville Christian School
68	Chandler Tuitt	OL	6-4	316	SO-1L	Fayetteville, Ga./Sandy Creek
70	Jordan Sims	OL	6-4	326	SR-3L	Homewood, Ala./Homewood
71	Bryce Mathews	OL	6-6	300	SO-1L	Brentwood, Tenn./Brentwood Academy
72	Royce Newman	OL	6-5	301	SO-1L	Nashville, Ill./Nashville Community
73	John Raines	LS	6-1	215	FR-HS	Jackson, Miss./Jackson Academy
74	Greg Little	OL	6-6	325	JR-2L	Allen, Texas/Allen
76	Nic Cantu	OL	6-4	291	FR-HS	Memphis, Tenn./Christian Brothers
77	Hamilton Hall	OL	6-5	345	FR-HS	Atlanta, Ga./Chamblee Charter
78	Tony Gray	OL	6-5	311	FR-RS	Loganville, Ga./Grayson
79	Javon Patterson	OL	6-3	310	SR-3L	Petal, Miss./Petal
80	Josh Ricketts	WR	6-0	192	FR-RS	Madison, Miss./Madison Central
81	Ryan Drew	WR	5-10	203	JR-TR	Crystal Springs, Miss./Copiah Academy/Co-Lin CC
82	Jared Farlow	WR	6-0	192	FR-RS	Grantville, Ga./Central Christian
83	Nikolas Dean	TE	5-11	246	FR-HS	Horn Lake, Miss./Horn Lake
84	Nick Haynes	TE	6-1	229	SO-SQ	Washington, Pa./McGuffey/West Liberty University
85	Alex Weber	WR	6-1	190	SR-3L	Lake City, Fla./Columbia
86	Drake Beck	WR	5-11	187	FR-RS	Columbus, Ga./Brookstone
87	Michael Howard	OL	6-4	257	JR-2L	Green Cove Springs, Fla./Clay
87	Sam Murphey	TE	6-3	235	FR-HS	Paris, Tenn./Henry County
88	Jack Propst	LS	5-10	190	SO-1L	Brentwood, Tenn./Brentwood Academy
88	Ty Reyes	DE	6-1	238	SO-SQ	Marietta, Ga./Sprayberry
89	Ryder Anderson	DE	6-6	264	SO-1L	Katy, Texas/Katy
89	Jacob Carter	WR	5-11	192	SO-TR	Pontotoc, Miss./Pontotoc/East Central CC
90	Ross Donelly	DT	6-1	309	SR-3L	Houston, Texas/Cy-Fair
91	Hal Northern	DT	6-1	293	JR-TR	Tunica, Miss./Rosa Fort/Northwest Mississippi CC
91	Owen Pendergast	P	6-2	185	FR-HS	Wyomissing, Pa./Wyomissing
92	Luke Logan	K	5-11	184	SO-1L	Hattiesburg, Miss./Presbyterian Christian
93	Sincere David	DT	6-1	333	FR-RS	Jacksonville, Fla./Sandalwood
94	Quentin Bivens	DT	6-2	298	FR-HS	Waynesboro, Miss./Wayne County
95	Benito Jones	DT	6-2	306	JR-2L	Waynesboro, Miss./Wayne County
95	Isaac Way	K	5-9	178	SO-SQ	Franklin, Tenn./Brentwood Academy
96	Mac Brown	P	6-3	210	SO-1L	Eden Prairie, Minn./Saint Thomas Academy
96	Jordan Hebert	DT	5-11	285	SR-2L	Klein, Texas/Klein
97	Spencer Cole	P	6-0	210	JR-TR	Flowood, Miss./Hinds CC
97	Qaadir Sheppard	DE	6-3	240	JR-1L	Bronx, N.Y./Iona Prep/Syracuse
98	Lawson Stockett	DE	6-3	218	FR-HS	Madison, Miss./Madison Central
99	Charles Wiley	DE	6-2	242	SO-1L	Stockbridge, Ga./Stockbridge
99	Patrick Nasiatka	K	6-1	211	JR-SQ	Louisville, Colo./Santa Barbara City College

No.	Name	Pos.
8	C.J. Miller	DB
37	Art Mitchell	DB
38	C.J. Moore	DB
8	Elijah Moore	WR
87	Sam Murphey	TE
99	Patrick Nasiatka	K
72	Royce Newman	OL
91	Hal Northern	DT
28	Cam Ordway	DB
79	Javon Patterson	OL
7	Jason Pellerin	TE
91	Owen Pendergast	P
28	D'Vaughn Pennamon	RB
22	Scottie Phillips	RB
59	Samuel Plash	OL
88	Jack Propst	LS
73	John Raines	LS
50	Sean Rawlings	OL
16	Grant Restmeyer	QB
88	Ty Reyes	DE
80	Josh Ricketts	WR
12	Austrian Robinson	DT
47	Ty Rocconi	DB
27	Kevontae' Ruggs	LB
13	Braylon Sanders	WR
46	Mohamed Sanogo	LB
97	Qaadir Sheppard	DE
70	Jordan Sims	OL
20	Keidron Smith	DB
98	Lawson Stockett	DE
53	KC Swaim	OL
24	Eric Swinney	RB
10	Jordan Ta'amu	QB
58	Mike Taylor	LS
22	Tariqueus Tisdale	DL
68	Chandler Tuitt	OL
27	Jake VanRonzelen	RB
95	Isaac Way	K
85	Alex Weber	WR
5	Ken Webster	DB
21	KeShun Wells	RB
23	Nevin Wells	WR
12	Ford Werness	QB
6	Kam White	DB
99	Charles Wiley	DE
41	Brenden Williams	DE
19	Markel Winters	DE
36	Zedrick Woods	DB
26	Isaiah Woullard	RB

COACHING STAFF
HEAD COACH: Matt Luke (Ole Miss, 2000)
RECORD AT OLE MISS AS HEAD COACH (YEARS): 6-6 (1)
CAREER RECORD AS HEAD COACH (YEARS): 6-6 (1)
ASSISTANTS COACHES (ALMA MATER, YEAR/RESPONSIBILITIES/YEARS AT OLE MISS):
Jack Bicknell, Jr. (Boston College, 1985/Offensive Line/2nd)
Charles Clark (Ole Miss, 2007/Cornerbacks/1st)
Maurice Harris (Arkansas State, 1998/Tight Ends/7th)
Jason Jones (Alabama, 2001/Co-Defensive Coordinator, Safeties/6th)
Phil Longo (Rowan, 1992/Offensive Coordinator, Quarterbacks/2nd)
Wesley McGriff (Savannah State, 1990/Assoc. Head Coach/Defensive Coordinator/3rd)
Derrick Nix (Southern Miss, 2002/Running Backs/11th)
Jacob Peeler (Louisiana Tech, 2007/Wide Receivers/2nd)
Freddie Roach (Alabama, 2008/Defensive Line/2nd)
Jon Sumrall (Kentucky, 2005/Linebackers/1st)
GRADUATE ASSISTANT COACHES:
Victor Irokansi (Oklahoma State, 2016/Defense/1st)
Mason Martin (McNeese State, 2016/Offense/1st)
Tayler Polk (Ole Miss, 2017/Defense/1st)
Josh Snow (Sam Houston State, 2016/Offense/1st)

PRONUNCIATION GUIDE

ZIKERRION Baker	zye-KEIR-ee-ahn	KEVONTAE' Ruggs	key-VON-tay
DETRIC Bing-Dukes	DEE-trick	Ty ROCCONI	Ruh-CONE-ee
Matt CORRAL	ker-RAL	KEIDRON Smith	KEY-dron
DONTA Evans	DON-tay	MOHAMED SANOGO	moi-ah-MED sa-NO-go
KWEISI Fountain	KWAY-zee	QAADIR Sheppard	ka-DEER
JAVIEN Hamilton	JAY-vee-in	Jordan TA'AMU	tah-AH-moo
JAKOREY Hawkins	jah-CORE-ee	TARIQIOUS Tisdale	TIE-ree-kuss
TYLAN Knight	TIE-lin	Chandler TUITT	TWO-it
Patrick NASIATKA	nuh-SHOT-kuh	KESHUN Wells	KEY-shawn
Jason PELLERIN	PELL-uh-rin	Isaiah WOULLARD	WOOL-ard

DEPTH CHART

OFFENSE			DEFENSE		
WR	5	DaMarkus Lodge (6-2, 204, SR-3L)	DE	19	Markel Winters (6-3, 252, SR-1L) <i>-or-</i>
	13	Braylon Sanders (6-0, 195, SO-1L)		22	Tariqious Tisdale (6-5, 280, SO-TR)
WR	1	A.J. Brown (6-1, 230, JR-2L)	DT	40	Josiah Coatney (6-4, 316, JR-1L)
	8	Elijah Moore (5-9, 181, FR-HS)		12	Austrian Robinson (6-4, 296, JR-2L)
	11	Floyd Allen (5-10, 199, SR-1L)	99	Charles Wiley (6-2, 242, SO-1L)	
LT	74	Greg Little (6-6, 325, JR-2L)	NT	95	Benito Jones (6-2, 315, JR-2L)
	72	Royce Newman (6-5, 301, SO-1L)		90	Ross Donelly (6-1, 309, SR-3L)
LG	79	Javon Patterson (6-3, 310, SR-3L)	DE	97	Qaadir Sheppard (6-3, 240, JR-1L)
	71	Bryce Mathews (6-6, 300, SO-1L)		89	Ryder Anderson (6-6, 264, SO-1L)
C	50	Sean Rawlings (6-5, 293, SR-3L)		4	Victor Evans (6-3, 234, SR-3L)
	61	Eli Johnson (6-1, 303, SO-1L)	MLB	46	Mohamed Sanogo (6-2, 224, SO-1L)
RG	55	Ben Brown (6-5, 318, FR-RS)		10	Jacquez Jones (6-1, 227, FR-HS)
	70	Jordan Sims (6-4, 326, SR-3L)	OLB	17	Willie Hibbler (6-3, 249, JR-2L)
RT	67	Alex Givens (6-6, 305, JR-2L)		27	Kevontae' Ruggs (6-3, 202, FR-HS)
	78	Tony Gray (6-5, 311, FR-RS)	NB (STAR)	3	Vernon Dasher (6-1, 205, JR-TR)
TE	9	Dawson Knox (6-4, 257, JR-2L)		21	Javien Hamilton (5-10, 177, SR-1L)
	15	Octavious Cooley (6-3, 265, JR-2L)	28	Tylan Knight (5-6, 171, FR-HS)	
WR	14	D.K. Metcalf (6-4, 230, SO-2L)	CB	15	Myles Hartsfield (5-11, 211, JR-2L)
	6	Miles Battle (6-4, 195, FR-HS)		5	Ken Webster (5-11, 201, SR-4L)
	85	Alex Weber (6-1, 190, SR-3L)	SS	8	C.J. Miller (6-0, 191, SO-1L)
QB	10	Jordan Ta'amu (6-2, 210, SR-1L)		29	Armani Linton (6-2, 223, JR-2L)
	2	Matt Corral (6-1, 205, FR-HS)	FS	36	Zedrick Woods (5-11, 203, SR-3L)
RB	22	Scottie Phillips (5-11, 211, JR-TR)		23	Jakorey Hawkins (5-11, 193, FR-HS)
	26	Isaiah Woullard (5-9, 200, FR-HS)	CB	26	Jalen Julius (5-10, 187, JR-2L)
		20		Keidron Smith (6-2, 192, FR-HS)	

SPECIALISTS

PK	92	Luke Logan (5-11, 184, SO-1L)
	99	Patrick Nasiatka (6-1, 211, JR-SQ)
P	96	Mac Brown (6-3, 210, SO-1L)
	97	Spencer Cole (6-0, 210, JR-TR)
KO	92	Luke Logan (5-11, 184, SO-1L)
	97	Spencer Cole (6-0, 210, JR-TR)
Holder	96	Mac Brown (6-3, 210, SO-1L)
	11	Floyd Allen (5-10, 199, SR-1L)
LS	88	Jack Propst (5-10, 190, SO-1L)
	58	Mike Taylor (6-1, 190, JR-SQ)
KR	28	Tylan Knight (5-6, 171, FR-HS)
	8	Elijah Moore (5-9, 181, FR-HS)
PR	8	Elijah Moore (5-9, 181, FR-HS)
	28	Tylan Knight (5-6, 171, FR-HS)

CAREER STARTS

35	Javon Patterson
31	Sean Rawlings
30	Zedrick Woods
25	Myles Hartsfield
22	Greg Little
21	Ken Webster
19	Benito Jones
18	Jordan Sims, A.J. Brown
17	Alex Givens, DaMarkus Lodge, D.K. Metcalf
16	Josiah Coatney
14	Dawson Knox
11	C.J. Moore
10	Jordan Ta'amu
9	Detric Bing-Dukes
8	Jaylon Jones
6	Victor Evans, Javien Hamilton, Jalen Julius
5	Ben Brown, Scottie Phillips, Mohamed Sanogo
4	Donta Evans, Qaadir Sheppard
3	Montrell Custis, Kevontae' Ruggs, Markel Winters
2	Austrian Robinson
1	Tariqious Tisdale, Willie Hibbler, Jacquez Jones

CONSECUTIVE STARTS

29	Javon Patterson
22	Greg Little
17	A.J. Brown, D.K. Metcalf
15	Benito Jones
14	Dawson Knox
10	Jordan Ta'amu
9	Sean Rawlings
8	Zedrick Woods
7	C.J. Moore
5	Ben Brown, Alex Givens, Scottie Phillips, Mohamed Sanogo
3	Markel Winters, Jalen Julius, DaMarkus Lodge
2	Vernon Dasher
1	Kevontae' Ruggs, Josiah Coatney, Qaadir Sheppard, Myles Hartsfield

CAREER GAMES PLAYED

42	C.J. Moore, Zedrick Woods
41	Javon Patterson
40	Jordan Sims, Ken Webster
37	D.K. Buford, Sean Rawlings
35	DaMarkus Lodge
31	Victor Evans
29	Ross Donelly, A.J. Brown, Myles Hartsfield, Benito Jones, Greg Little
27	Alex Givens
26	Jaylon Jones, Michael Howard, Jalen Julis, Jason Pellerin
25	Jaylon Jones, Detric Bing-Dukes
24	Armani Linton
22	Montrell Custis
21	Dawson Knox
20	D'Vaughn Pennamon, Austrian Robinson
19	D.K. Metcalf
17	Josiah Coatney, Luke Logan, Jack Propst
16	Javien Hamilton, Mohamed Sanogo
15	Ryder Anderson, Octavious Cooley, Markel Winters
14	Charles Wiley, Brenden Williams, Eric Swinney
13	Donta Evans, Royce Newman, Jordan Ta'amu
10	Alex Weber
9	Bryce Mathews, Braylon Sanders, Mac Brown, C.J. Miller
8	Qaadir Sheppard
5	Floyd Allen, Gabe Angel, Chandler Tuitt, Jacquez Jones, Tylan Knight, Elijah Moore, Scottie Phillips, Vernon Dasher, Kevontae' Ruggs, Zikerrion Baker, Ben Brown, Ty Rocconi, Keidron Smith, Tariqious Tisdale, Isaiah Woullard
4	Josh Clarke, Kweisi Fountain
3	Jordan Hebert, Art Mitchell, Jerry Johnson, Quentin Bivens, Tony Gray
2	Hal Northern, Jonathan Hess
1	Miles Battle, Matt Corral, A.J. Harris, Luke Knox, Jakorey Hawkins, Amani Johnson

THE LAST TIME

THE LAST TIME OLE MISS HAD ...

30 or more first downs	Louisiana, 2017 (30)
500 yards rushing	Auburn, 1951 (515)
400 yards rushing	Presbyterian, 2014 (402)
300 yards rushing	UT Martin, 2015 (338)
200 yards rushing	Kent State, 2018 (209)
400 yards passing	Kent State, 2018 (442)
300 yards passing	Kent State, 2018 (442)
600 yards total offense	Kent State, 2018 (651)
500 yards total offense	Kent State, 2018 (651)
90 plays total offense	Auburn, 2016 (90)
Four passes intercepted	Vanderbilt, 2011 (5)
Four pass interceptions	Boise State, 2014 (4)
10 sacks	Mississippi State, 2008 (11)
10 penalties	LSU, 2018 (17)
100 yards in penalties	LSU, 2018 (167)
50 points	SIU, 2018 (76)
99-yard scoring drive	New Mexico State, 2015 (3 plays; Eugene Brazley 78-yard run)
90-plus yard scoring drive	Louisiana, 2017 (96 yards, 5 plays, 1:26; A. Brown 31-yard pass from J. Ta'amu)

THE LAST TIME OLE MISS HELD ITS OPPONENT TO ...

Less than 10 first downs	Vanderbilt, 2014 (9)
10 first downs	Presbyterian, 2014 (10)
Negative yards rushing	Troy, 2013 (-13)
10 yards (or less) rushing	Tennessee, 2014 (0)
100 yards (or less) rushing	Oklahoma State, 2015 (63)
Zero yards passing	Alabama, 1988
No pass completions	Alabama, 1988
10 yards (or less) passing	Georgia, 1977 (7)
100 yards (or less) passing	Wofford, 2016 (72)
Zero yards total offense	Sewanee, 1938
50 yards (or less) total offense	Mississippi State, 2008 (24)
75 yards (or less) total offense	Mississippi State, 2008 (24)
150 yards (or less) total offense	Memphis, 2014 (104)
200 yards (or less) total offense	Texas A&M, 2015 (192)
No touchdowns	Texas A&M, 2015 (3 points)

THE LAST TIME OLE MISS ...

Had two passers throw for 100 yards	Jacksonville State, 2010
	(Nathan Stanley 133, Jeremiah Masoli 109)
Had two passers complete 10 passes	Auburn, 2005
	(Micheal Spurlock, 10-18, Ethan Flatt, 11-17)
Had two passers throw for 2+ touchdowns	UT Martin, 2015
	(Ryan Buchanan 2, Chad Kelly 2)
Had three passers throw 1+ touchdowns	UT Martin, 2015
	(Ryan Buchanan 2, Chad Kelly 2, DeVante Kincade 1)
Had two runners rush for 100 yards	Memphis, 2016
	(Eugene Brazley 124, Akeem Judd 108)
Had two receivers over 100 receiving yards	SIU, 2018
	(A.J. Brown 158, Braylon Sanders 133)
Had three receivers over 100 receiving yards	Auburn, 2014
	(Evan Ingram 123, Vince Sanders 105, Laquon Treadwell 103)
Had two receivers catch 10 passes	Arkansas, 2002
	(Bill Flowers 11, Chris Collins 10)
Had four receivers catch five passes	Kentucky, 2017
	(A.J. Brown 7, D.K. Metcalf 5, Van Jefferson 5, Dawson Knox 5, DaMarkus Lodge 5)
Completed a pass to at least 10 different receivers	Auburn, 2016 (10)
Had a 100-yard rusher and a 100-yard receiver	Kent State, 2018
	(Scottie Phillips 112 yards rushing/D.K. Metcalf 102 yards receiving)
Had two players with 200 all-purpose yards	Missouri, 2007
	(BenJarvus Green-Ellis 226, Marshay Green 208)
Returned a punt for a TD	Texas, 2013 (Jeff Scott, 73 yards)
Returned a kickoff for a TD	Texas Tech, 2018 (Jaylon Jones, 94 yards)
Returned an interception for a TD	SIU, 2018 (Vernon Dasher, 88 yards)
Returned two interceptions for TDs	Fresno State, 2015 (Elston, 38 yards; C. Brown, 22 yards)
Returned a fumble for a TD	SIU, 2018 (Victor Evans, 56 yards)
Recovered a fumble for a TD	Auburn, 2012 (C.J. Johnson)
Scored two defensive TDs	SIU, 2018 (Dasher, 88 yards; V. Evans, 56 yards)
Recovered four fumbles in a game	Texas A&M, 2012
Blocked a punt	UT Martin, 2017 (Ryder Anderson)
Blocked a punt for a TD	Mississippi State, 2013 (T. Grant recovered C. Moore's blocked punt)
Blocked an opponent's FG attempt	Arkansas, 2015
	(Tony Bridges blocked Hedlund's 47-yard attempt)
Blocked an opponent's FG attempt for a TD	Louisiana Tech, 2007
	(Brandon Jenkins blocked D. Horwedel's 36-yard attempt, Dustin Mouzon 55-yard return)
Blocked two opponent's FG attempts	Northern Arizona, 2009
Had a punt blocked	Georgia Southern, 2016
Had a punt blocked for a TD	Alabama, 2003
Had a kickoff returned for a TD	Mississippi State, 2012

Had a punt returned for a TD	Alabama, 2016
Had an interception returned for a TD	Alabama, 2018
Had a fumble returned for a TD	Arkansas, 2017
Missed a PAT kick	SIU, 2018
Had a PAT kick blocked	Auburn, 2016
Had a PAT kick blocked and returned for a two-point conversion	Auburn, 2009
Blocked an opponent's PAT kick	Florida, 2008 (Kentrell Lockett blocked J. Phillip's attempt)
A successful two-point conversion	Louisiana, 2017
	(DaMarkus Lodge pass from Jordan Ta'amu, 4th quarter)
Had a field goal attempt blocked	Kent State, 2018 (Luke Logan's 38-yard attempt)
Had two field goal attempts blocked	Kentucky, 2005
	(Robert Bass' 39-yd attempt, Matt Hinkle's 44-yard attempt)
Gained a first down off a fake field goal attempt	Georgia, 1995
Scored a touchdown off a fake field goal attempt	Alabama, 2008
	(Jason Cook 9-yard pass from Rob Park)
Gained a first down off a fake punt	Mississippi State, 2016
	(Will Gleeson 14-yard run)
Recovered an onside kick	Alabama, 2016 (Van Jefferson)
Shut out an opponent	Presbyterian, 2014 (48-0)
Was shut out	Arkansas, 2014 (30-0)
Played an overtime game	Arkansas, 2015 (L, 52-53)
Scored a safety	Vanderbilt, 2017
	(Marquis Haynes sack and forced fumble, recovered by Vanderbilt in the end zone)
Scored 2 safeties in the same game	Northern Illinois, 1993 (team)
Gave up a safety	Louisiana, 2014
Had no turnovers	SIU, 2018
Had no penalties	Alabama, 2011
Defeated a nationally ranked team	Mississippi State, 2017 (31-28, #14 CFP; #16 AP; #17 Coaches)
Was ranked in top 25	Week 8, 2016 (#23 AP; #22 Coaches)
Ended the year ranked in top 25	2015 (#10 AP; #9 Coaches)

THE LAST TIME AN OLE MISS PLAYER ...

Rushed 30 times	BenJarvus Green-Ellis vs. Missouri, 2007 (33)
Rushed 25 times	Akeem Judd vs. Georgia Southern, 2016 (26)
Rushed for 250 yards	Dexter McCluster vs. Tennessee, 2009 (282)
Rushed for 200 yards	Scottie Phillips vs. Texas Tech, 2018 (204)
Rushed for 150 yards	Scottie Phillips vs. Texas Tech, 2018 (204)
Rushed for 100 yards	Scottie Phillips vs. Kent State, 2018 (112)
Passed for 400 yards	Jordan Ta'amu vs. Kent State, 2018 (442)
Passed for 300 yards	Jordan Ta'amu vs. Kent State, 2018 (442)
Attempted 50 passes	Shea Patterson vs. Auburn, 2017 (51)
Attempted 40 passes	Jordan Ta'amu vs. Kentucky, 2017 (40)
Attempted 30 passes	Jordan Ta'amu vs. LSU, 2018 (38)
Completed 30 passes	Jordan Ta'amu vs. Kentucky, 2017 (31)
Completed 20 passes	Jordan Ta'amu vs. Kent State, 2018 (28)
Passed for 4 or more TDs	Jordan Ta'amu vs. SIU, 2018 (5)
Accounted for 6 or more TDs	Chad Kelly vs. Arkansas, 2015 (6 - 3 passing, 3 rushing)
Threw 3 or more interceptions	Shea Patterson vs. LSU, 2017 (3)
Had 400 yards Total Offense	Jordan Ta'amu vs. Kent State, 2018 (442)
Had 300 yards Total Offense	Jordan Ta'amu vs. Kent State, 2018 (442)
Had 100 yards rushing and passing	Chad Kelly vs. Arkansas, 2015
	(110 rushing, 368 passing)
Had 100 yards rushing and receiving	Dexter McCluster vs. Arkansas, 2009
	(123 rushing, 137 receiving)
Had 250 All-Purpose Yards	Dexter McCluster vs. Tennessee, 2009 (324)
Had 200 All-Purpose Yards	Scottie Phillips vs. Texas Tech, 2018 (204)
Caught 10 passes	A.J. Brown vs. Louisiana, 2017 (14)
Caught 9 passes	A.J. Brown vs. LSU, 2018 (9)
Had 200 receiving yards	A.J. Brown vs. South Alabama, 2017 (233)
Had 100 receiving yards	D.K. Metcalf vs. Kent State, 2018 (102)
Scored 10 points kicking	Luke Logan vs. Texas Tech, 2018 (10)
Scored 4 touchdowns rushing	Dexter McCluster vs. Tennessee, 2009 (4)
Scored 3 touchdowns rushing	Chad Kelly vs. Arkansas, 2015 (3)
Scored 2 touchdowns rushing	Scottie Phillips vs. SIU, 2018 (2)
Scored 3 touchdowns receiving	Laquon Treadwell vs. Oklahoma State, 2015 (3)
Scored 2 touchdowns receiving	A.J. Brown vs. SIU, 2018 (2)
Scored a touchdown passing and receiving	Laquon Treadwell at Memphis, 2015
Scored a touchdown rushing, passing and receiving	Bo Wallace vs. Auburn, 2012
Intercepted 3 passes	Don Price vs. Vanderbilt, 1986 (3)
Intercepted 2 passes	C.J. Moore vs. California, 2017 (2)
Forced 3 fumbles	Rory Johnson vs. Vanderbilt, 2006 (3)
Recovered 2 fumbles	Kentrell Lockett at Auburn, 2011 (2)
Punted for a 70-yard game average	Bill Smith vs. Southern Miss, 1984 (2-84.5)
Kicked a 45-yard Field Goal	Gary Wunderlich vs. Kentucky, 2017 (49)
Kicked a 50-yard Field Goal	Andrew Ritter vs. Idaho, 2013 (50)
Kicked five field goals in game	Bryson Rose vs. Louisiana, 2010 (5)
Kicked four field goals in game	Luke Logan vs. Texas Tech, 2018 (4)
Kicked three field goals in game	Luke Logan vs. LSU, 2018 (3)

LAST MEETING

OLE MISS 59, LOUISIANA-MONROE 0

Nov. 15, 2008

Vaught-Hemingway • Oxford, Miss.

OXFORD, Miss. -- Jevan Snead threw three touchdowns and added two rushing scores on Saturday as Mississippi became bowl eligible for the first time since 2003 with a 59-0 win over Louisiana-Monroe.

The Rebels (6-4) built a 38-0 halftime lead after scoring on six of seven possessions. The first half offensive outburst was the most productive since a 40-0 halftime lead against Memphis in 1980.

Snead was 6-of-12 for 170 yards and rushed three times for 11 yards to account for five touchdowns. Cordera Eason added 107 yards in 14 carries as the Rebels finished with 520 yards, 341 in the first half, in total offense.

Louisiana-Monroe (3-8) managed to cross midfield only twice and was limited to 131 yards in total offense

Ole Miss covered 72, 54, 37, 31 and 94 yards on the first half touchdown series. Snead had scoring passes of 22 and 23 yards to Gerald Harris and Michael Wallace, between touchdown runs of 17 and 22 yards by Eason and Dexter McCluster.

Snead capped the first half with a 1-yard scoring run before connecting on a 3-yard touchdown pass to Derrick Davis and a 9-yard scoring run for a 52-0 lead with 5:54 left in the third period. Davis added a 1-yard touchdown run in the fourth period.

ULM	0	0	0	0	—	0
Ole Miss	7	31	14	7	—	59
1st Quarter						V-H
11:07	OM	C. Eason 17 yd rush (J. Shene kick)				0-7
2nd Quarter						
14:53	OM	J. Snead 22 yd pass to G. Harris (J. Shene kick)				0-14
12:02	OM	J. Snead 23 yd pass to M. Wallace (J. Shene kick)				0-21
9:22	OM	D. McCluster 25 yd rush (J. Shene kick)				0-28
3:22	OM	J. Snead 1 yd rush (J. Shene kick)				0-35
0:00	OM	J. Shene 39 yd field goal				0-38
3rd Quarter						
9:20	OM	J. Snead 3 yd pass to D. Davis (J. Shene kick)				0-45
5:54	OM	J. Snead 9 yd rush (J. Shene kick)				0-52
4th Quarter						
14:02	OM	E. Davis 1 yd rush (J. Shene kcik)				0-59

Team Stats	ULM	OM	Individual Leaders
First Downs	7	21	Rushing OM: C. Eason, 14-106 (TD) D. McCluster, 7-78 (TD) ULM: F. Gooden, 12-41 R. Williams, 6-37
Rushes-Yards	34-72	53-350	
Passing Yards	83	170	
Comp.-Att.-Int.	7-18-2	6-12-0	
Total Yards	131	520	
Fumbles	0	0	Passing OM: J. Snead, 6-12-170 (3 TD) ULM: K. Lancaster, 5-9-30
Interceptions	0	2	
3rd Down Conv.	3-15	8-12	
4th Down Conv.	0-1	1-2	Receiving OM: M. Wallace, 2-111 (TD) A. Harris, 2-34 ULM: J. McCoy, 1-20 L. Ambrose, 2-14

LAST GAME

#5/6 LSU 45, #RV/-- OLE MISS 16

Sept. 29, 2018

Attendance: 100,224 • Tiger Stadium • Baton Rouge, La.

BATON ROUGE, La. — Ole Miss could not pull off the upset on the road at Tiger Stadium Saturday night, falling 45-16 to No. 5 LSU.

The Rebels (3-2, 0-2 SEC) struck first when Luke Logan connected on his first of three field goals on the night, hitting from 30 yards out to put the Rebels ahead 3-0.

LSU (5-0, 2-0 SEC) answered quickly as Joe Burrow (18-for-25, 292 Yds, 3 TD) found Ja'Marr Chase on a 21-yard touchdown pass to put the Tigers head 7-3. The Tigers marched down field once again, using a 4-yard rush by Nick Brossette (72 Yds, 20 ATT, 1 TD) to extend the lead to 14-3.

Clyde Edwards-Helaire (67 Yds, 11 ATT, 1 TD) took his turn on the next Tiger drive. Ole Miss was penalized three times on the LSU possession, which ended in a 3-yard rushing score by Edwards-Helaire, making it 21-3 in favor of the home team. The Rebels went three-and-out once again on their next drive, leading to the fourth-consecutive LSU score.

A long drive at the end of the half set up a 17-yard field goal by Logan, cutting the deficit to 28-6 at halftime.

In the third quarter, the Rebels methodically marched 59 yards downfield for their first touchdown of the night, a one yard run for Phillips.

LSU responded with a touchdown connection between Burrow and Jefferson to stretch the lead to 35-13. Ole Miss answered back with a 51-yard drive that ended in a career-long 40-yard field goal by Logan. On the following drive, LSU got those three points back.

LSU's Burrow added one final touchdown, breaking free on a 35-yard score with 2:56 to go, giving the Tigers a 45-16 victory.

Ole Miss	3	3	7	3	—	16
LSU	14	14	7	10	—	45
1st Quarter						V-H
9:06	OM	Luke Logan 30 yd field goal				3-0
5:59	LSU	J. Chase 21 yd pass from J. Burrow (C. Tracy kick)				3-7
0:57	LSU	N. Brossette 4 yd run (C. Tracy kick)				3-14
2nd Quarter						
8:59	LSU	C. Ed.-Helaire 3 yd run (C. Tracy kick)				3-21
7:41	LSU	J. Jefferson 65 yd pass from J. Burrow (C. Tracy kick)				3-28
0:02	OM	L. Logan 17 yd field goal				6-28
3rd Quarter						
3:45	OM	S. Phillips 1 yd run (L. Logan kick)				13-28
1:48	LSU	J. Jefferson 5 yd pass from J. Burrow (C. Tracy kick)				13-35
4th Quarter						
13:10	OM	L. Logan 40 yd field goal				16-35
8:45	LSU	C. Tracy 26 yd field goal				16-38
2:56	LSU	J. Burrow 35 yd run (C. Tracy kick)				16-45

Team Stats	OM	LSU	Individual Leaders
First Downs	18	33	Rushing OM: S. Phillips 16-98 (TD) J. Ta'amu, 8-32 LSU: J. Burrow, 9-98 (TD) N. Brossette, 20-80 (TD)
Rushes-Yards	31-150	50-281	
Passing Yards	178	292	
Comp.-Att.-Int.	19-38-1	18-25-0	
Total Plays-Yards	69-328	75-573	
Fumbles	0	2	Passing OM: J. Ta'amu, 19-38-178 LSU: W. Barrett, 18-25-292 (3 TD)
Penalties-Yards	17-167	5-40	
Punt Returns-Avg.	1-3	1-5	
KO Returns-Avg.	1-20	2-25.5	Receiving OM: A. Brown, 9-72 D. Metcalf, 3-37 LSU: J. Jefferson, 5-99 (2 TD) T. Marshall Jr, 1-52
Interceptions	0	1	
Possession Time	24:43	35:17	
3rd Down Conv.	5-15	7-12	
4th Down Conv.	0-0	0-0	



2018 OLE MISS REBEL FOOTBALL
Ole Miss Game Results (as of Oct 01, 2018)
All games



Date	Opponent		Score	Overall	Conference	Time	Attend
Sep 01, 2018	vs Texas Tech	W	47-27	1-0	0-0	3:38	40333
Sep 08, 2018	SOUTHERN ILLINOIS	W	76-41	2-0	0-0	3:49	53339
* Sep 15, 2018	#1 ALABAMA	L	7-62	2-1	0-1	3:18	62919
Sep 22, 2018	KENT STATE	W	38-17	3-1	0-1	5:39	50417
* Sep 29, 2018	at #5 LSU	L	16-45	3-2	0-2	3:35	100224



2018 OLE MISS REBEL FOOTBALL
Ole Miss Overall Team Statistics (as of Oct 01, 2018)
All games



Team Statistics	OM	OPP
SCORING	184	192
Points Per Game	36.8	38.4
Points Off Turnovers	33	21
FIRST DOWNS	101	143
Rushing	38	58
Passing	56	66
Penalty	7	19
RUSHING YARDAGE	851	1044
Yards gained rushing	932	1161
Yards lost rushing	81	117
Rushing Attempts	165	219
Average Per Rush	5.2	4.8
Average Per Game	170.2	208.8
TDs Rushing	10	10
PASSING YARDAGE	1568	1550
Comp-Att-Int	100-165-4	125-200-4
Average Per Pass	9.5	7.8
Average Per Catch	15.7	12.4
Average Per Game	313.6	310.0
TDs Passing	10	13
TOTAL OFFENSE	2419	2594
Total Plays	330	419
Average Per Play	7.3	6.2
Average Per Game	483.8	518.8
KICK RETURNS: #-Yards	12-275	14-398
PUNT RETURNS: #-Yards	3-6	2-42
INT RETURNS: #-Yards	4-86	4-90
KICK RETURN AVERAGE	22.9	28.4
PUNT RETURN AVERAGE	2.0	21.0
INT RETURN AVERAGE	21.5	22.5
FUMBLES-LOST	2-2	6-5
PENALTIES-Yards	49-448	34-283
Average Per Game	89.6	56.6
PUNTS-Yards	24-968	16-579
Average Per Punt	40.3	36.2
Net punt average	35.2	35.8
KICKOFFS-Yards	36-2217	37-2220
Average Per Kick	61.6	60.0
Net kick average	38.0	39.7
TIME OF POSSESSION/Game	25:39	34:21
3RD-DOWN Conversions	25/67	33/78
3rd-Down Pct	37%	42%
4TH-DOWN Conversions	3/4	7/12
4th-Down Pct	75%	58%
SACKS BY-Yards	10-56	10-50
MISC YARDS	0	0
TOUCHDOWNS SCORED	23	24
FIELD GOALS-ATTEMPTS	8-9	8-11
ON-SIDE KICKS	0-0	0-0
RED-ZONE SCORES	(16-17) 94%	(24-31) 77%
RED-ZONE TOUCHDOWNS	(9-17) 53%	(16-31) 52%
PAT-ATTEMPTS	(22-23) 96%	(24-24) 100%
ATTENDANCE	166675	100224
Games/Avg Per Game	3/55558	1/100224
Neutral Site Games		1/40333

Score by Quarters	1st	2nd	3rd	4th	OT	Total
Ole Miss	55	30	45	54	0	184
Opponents	70	69	40	13	0	192



2018 OLE MISS REBEL FOOTBALL
Ole Miss Overall Individual Statistics (as of Oct 01, 2018)
All games



Rushing	gp-gs	att	gain	loss	net	avg	td	lg	avg/g
Scottie Phillips	5-5	78	578	15	563	7.2	6	65	112.6
Tylan Knight	5-0	19	109	2	107	5.6	0	41	21.4
Isaiah Woullard	5-0	28	97	5	92	3.3	2	12	18.4
Jordan Ta'amu	5-5	30	103	54	49	1.6	1	21	9.8
Armani Linton	5-0	6	22	0	22	3.7	0	8	4.4
Eric Swinney	2-0	2	22	3	19	9.5	0	22	9.5
Matt Corral	1-0	1	1	0	1	1.0	1	1	1.0
TEAM	1-0	1	0	2	-2	-2.0	0	0	-2.0
Total	5	165	932	81	851	5.2	10	65	170.2
Opponents	5	219	1161	117	1044	4.8	10	43	208.8

Passing	gp-gs	effic	comp-att-int	pct	yds	td	lg	avg/g
Jordan Ta'amu	5-5	155.28	99-163-4	60.7	1537	10	75	307.4
Matt Corral	1-0	180.20	1-2-0	50.0	31	0	31	31.0
Total	5	155.58	100-165-4	60.6	1568	10	75	313.6
Opponents	5	145.05	125-200-4	62.5	1550	13	79	310.0

Receiving	gp-gs	no.	yds	avg	td	lg	avg/g
A.J. Brown	5-5	35	453	12.9	3	46	90.6
D.K. Metcalf	5-5	21	405	19.3	4	75	81.0
DaMarkus Lodge	4-4	16	207	12.9	0	31	51.8
Braylon Sanders	5-1	9	212	23.6	1	55	42.4
Elijah Moore	5-0	7	98	14.0	1	50	19.6
Dawson Knox	5-5	4	94	23.5	0	45	18.8
Scottie Phillips	5-5	4	48	12.0	1	38	9.6
Alex Weber	5-0	2	35	17.5	0	31	7.0
Floyd Allen	2-0	1	10	10.0	0	10	5.0
Isaiah Woullard	5-0	1	6	6.0	0	6	1.2
Total	5	100	1568	15.7	10	75	313.6
Opponents	5	125	1550	12.4	13	79	310.0

Punt Returns	no.	yds	avg	td	lg
Elijah Moore	3	6	2.0	0	4
Total	3	6	2.0	0	4
Opponents	2	42	21.0	0	37

Interceptions	no.	yds	avg	td	lg
Keidron Smith	1	0	0.0	0	0
Vernon Dasher	1	88	88.0	1	88
C.J. Moore	1	0	0.0	0	0
Zedrick Woods	1	-2	-2.0	0	0
Total	4	86	21.5	1	88
Opponents	4	90	22.5	1	40

Kick Returns	no.	yds	avg	td	lg
Elijah Moore	5	89	17.8	0	28
Tylan Knight	3	50	16.7	0	21
Jaylon Jones	2	110	55.0	1	94
Floyd Allen	1	10	10.0	0	10
D.K. Buford	1	16	16.0	0	16
Total	12	275	22.9	1	94
Opponents	14	398	28.4	0	74

Fumble Returns	no.	yds	avg	td	lg
Victor Evans	1	56	56.0	1	56
Total	1	56	56.0	1	56
Opponents	0	0	0.0	0	0



2018 OLE MISS REBEL FOOTBALL
Ole Miss Overall Individual Statistics (as of Oct 01, 2018)
All games



Scoring	td	fg	PAT				dxp	saf	pts
			kick	rush	rcv	pass			
Luke Logan	-	8-9	20-21	-	-	-	-	-	44
Scottie Phillips	7	-	-	-	-	-	-	-	42
D.K. Metcalf	4	-	-	-	-	-	-	-	24
A.J. Brown	3	-	-	-	-	-	-	-	18
Isaiah Woullard	2	-	-	-	-	-	-	-	12
Matt Corral	1	-	-	-	-	-	-	-	6
Elijah Moore	1	-	-	-	-	-	-	-	6
Jordan Ta'amu	1	-	-	-	-	-	-	-	6
Braylon Sanders	1	-	-	-	-	-	-	-	6
Jaylon Jones	1	-	-	-	-	-	-	-	6
Vernon Dasher	1	-	-	-	-	-	-	-	6
Victor Evans	1	-	-	-	-	-	-	-	6
Isaac Way	-	-	1-1	-	-	-	-	-	1
Patrick Nasiatka	-	-	1-1	-	-	-	-	-	1
Total	23	8-9	22-23	-	-	-	-	-	184
Opponents	24	8-11	24-24	-	-	-	-	-	192

Total Offense	g	plays	rush	pass	total	avg/g
Jordan Ta'amu	5	193	49	1537	1586	317.2
Scottie Phillips	5	78	563	0	563	112.6
Tylan Knight	5	19	107	0	107	21.4
Isaiah Woullard	5	28	92	0	92	18.4
Matt Corral	1	3	1	31	32	32.0
Armani Linton	5	6	22	0	22	4.4
Eric Swinney	2	2	19	0	19	9.5
TEAM	1	1	-2	0	-2	-2.0
Total	5	330	851	1568	2419	483.8
Opponents	5	419	1044	1550	2594	518.8

Field Goals	fg	pct.	01-19	20-29	30-39	40-49	50-99	lg	blk
Luke Logan	8-9	88.9	1-1	4-4	2-3	1-1	0-0	40	1

FG Sequence	Ole Miss	Opponents
Texas Tech	(24),(29),(39),(23)	(25),(41)
Southern Illinois	-	(22),(26)
Alabama	-	38,(20),(44)
Kent State	38,(27)	48,(32)
LSU	(30),(17),(40)	53,(26)

Punting	no.	yds	avg	lg	tb	fc	i20	50+	blk
Mac Brown	24	968	40.3	63	4	7	4	1	0
Total	24	968	40.3	63	4	7	4	1	0
Opponents	16	579	36.2	51	0	4	4	1	0

Kickoffs	no.	yds	avg	tb	ob	retn	net	ydln
Luke Logan	35	2177	62.2	18	1			
Spencer Cole	1	40	40.0	0	0			
Total	36	2217	61.6	18	1	28.4	38.0	26
Opponents	37	2220	60.0	19	1	22.9	39.7	25

Numbers in (parentheses) indicate field goal was made.



2018 OLE MISS REBEL FOOTBALL
Ole Miss Overall Individual Statistics (as of Oct 01, 2018)
All games



All Purpose	g	rush	rcv	pr	kr	ir	total	avg/g
Scottie Phillips	5	563	48	0	0	0	611	122.2
A.J. Brown	5	0	453	0	0	0	453	90.6
D.K. Metcalf	5	0	405	0	0	0	405	81.0
Braylon Sanders	5	0	212	0	0	0	212	42.4
DaMarkus Lodg	4	0	207	0	0	0	207	51.8
Elijah Moore	5	0	98	6	89	0	193	38.6
Tylan Knight	5	107	0	0	50	0	157	31.4
Jaylon Jones	1	0	0	0	110	0	110	110.0
Isaiah Woullard	5	92	6	0	0	0	98	19.6
Dawson Knox	5	0	94	0	0	0	94	18.8
Vernon Dasher	4	0	0	0	0	88	88	22.0
Jordan Ta'amu	5	49	0	0	0	0	49	9.8
Alex Weber	5	0	35	0	0	0	35	7.0
Armani Linton	5	22	0	0	0	0	22	4.4
Floyd Allen	2	0	10	0	10	0	20	10.0
Eric Swinney	2	19	0	0	0	0	19	9.5
D.K. Buford	5	0	0	0	16	0	16	3.2
Matt Corral	1	1	0	0	0	0	1	1.0
TEAM	1	-2	0	0	0	0	-2	-2.0
Zedrick Woods	5	0	0	0	0	-2	-2	-0.4
Total	5	851	1568	6	275	86	2786	557.2
Opponents	5	1044	1550	42	398	90	3124	624.8



2018 OLE MISS REBEL FOOTBALL
Ole Miss Overall Defensive Statistics (as of Oct 01, 2018)
All games



##	Defensive Leaders	gp-gs	Tackles				Sacks no-yds	Pass defense			Fumbles		blkd	
			ua	a	tot	tfl/yds		int-yds	brup	qbh	rcv-yds	ff	kick	saf
46	Mohamed Sanogo	5-5	23	16	39	1.0-1	2	.	.
36	Zedrick Woods	5-5	21	12	33	.	.	1--2	1	.	1-0	1	.	.
40	Josiah Coatney	5-4	10	18	28	3.0-5	.	.	1	1
20	Keidron Smith	5-0	13	8	21	1.0-2	.	1-0	1
1J	Jacquez Jones	5-1	5	15	20	1.5-4	0.5-2	.	.	1	.	1	.	.
97	Qaadir Sheppard	5-3	8	11	19	4.5-11	0.5-1	.	1	4	.	1	.	.
17	Willie Hibbler	5-0	7	10	17	2.5-9	1.0-2	.	1
8B	C.J. Miller	5-0	8	9	17	1-0	.	.	.
38	C.J. Moore	5-5	13	4	17	.	.	1-0	3	.	2-0	.	.	.
15	Myles Hartsfield	5-3	12	4	16	0.5-1	.	.	3
2J	Jalen Julius	5-3	10	6	16	1.0-1	.	.	2	.	.	1	.	.
4B	Victor Evans	4-2	10	5	15	4.5-22	0.5-3	.	.	2	1-56	.	.	.
2B	Montrell Custis	3-3	12	1	13	1.0-1	.	.	4
27	Kevontae' Ruggs	4-3	4	9	13	0.5-1	.	.	.	1
89	Ryder Anderson	5-0	6	7	13	1.5-5	.	.	.	2
3B	Vernon Dasher	4-2	7	5	12	.	.	1-88	2
90	Ross Donelly	5-0	1	10	11	1.0-3	0.5-2
21	Javien Hamilton	5-2	7	4	11	1.0-4	.	.	2
95	Benito Jones	5-5	6	5	11	2.5-7	.	.	.	4
2T	Tariqious Tisdale	5-1	4	7	11	0.5-1	.	.	.	2
19	Markel Winters	4-3	4	6	10	4.5-33	3.5-30	.	.	1
99	Charles Wiley	5-0	3	5	8	3.0-11	2.5-10	.	.	1
5B	Ken Webster	3-1	7	.	7	.	.	.	1
31	Jaylon Jones	1-1	7	.	7	.	.	.	1
28	Cam Ordway	3-0	5	1	6
43	Detric Bing-Dukes	4-0	2	4	6
12	Austrian Robinson	5-2	1	5	6	0.5-3	0.5-3	.	.	4
30	Zikerrion Baker	5-0	1	3	4
91	Hal Northern	2-0	1	2	3	1.0-1
41	Brenden Williams	5-0	1	1	2	0.5-3	0.5-3
32	Josh Clarke	4-1	1	1	2
33	Jonathan Hess	2-0	1	.	1
25	D.K. Buford	5-0	.	1	1
29	Armani Linton	5-0	1	.	1
87	Michael Howard	5-0	.	1	1
9	Dawson Knox	5-5	.	1	1
4A	Tylan Knight	5-0	1	.	1
5A	DaMarkus Lodge	4-4	1	.	1
22	Scottie Phillips	5-5	.	1	1
Total		5	224	198	422	37-129	10-56	4-86	23	23	5-56	6	.	.
Opponents		5	176	147	323	25-81	10-50	4-90	19	14	2-0	2	1	.



2018 OLE MISS REBEL FOOTBALL
Ole Miss Team Game-by-Game (as of Oct 01, 2018)
All games



TEAM STATISTICS

Date	Opponent	Rushing				Receiving				Passing				Kick Returns				Punt Returns				tot off
		no.	yds	td	lg	no.	yds	td	lg	cmp-att-int	yds	td	lg	no.	yds	td	lg	no.	yds	td	lg	
Sep 01	vs Texas Tech	28	210	2	65	22	336	2	58	22-32-0	336	2	58	3	126	1	94	0	0	0	0	546
Sep 08	SOUTHERN ILLINOIS	32	167	4	31	24	479	5	55	24-35-0	479	5	55	4	60	0	21	2	3	0	4	646
Sep 15	ALABAMA	37	115	0	21	7	133	1	75	7-22-2	133	1	75	2	23	0	19	0	0	0	0	248
Sep 22	KENT STATE	37	209	3	41	28	442	2	45	28-38-1	442	2	45	2	46	0	28	0	0	0	0	651
Sep 29	at LSU	31	150	1	24	19	178	0	35	19-38-1	178	0	35	1	20	0	20	1	3	0	3	328
Opponents		165	851	10	65	100	1568	10	75	100-165-4	1568	10	75	12	275	1	94	3	6	0	4	2419
		219	1044	10	43	125	1550	13	79	125-200-4	1550	13	79	14	398	0	74	2	42	0	37	2594

Games: 5 • Avg/rush: 5.2 • Avg/catch: 15.7 • Pass effic: 155.58 • KR avg: 22.9 • PR avg: 2.0 • All purpose avg/game: 557.2 • Total offense avg/gm: 483.8

Date	Opponent	Tackles				Sacks no-yds	Fumble		Pass Defense			blkd kick	PAT Attempts			off		
		ua	a	total	tfl-yds		ff	fr-yds	int-yds	qbh	brup		kick	rush	rcv	saf	t/o	pts
Sep 01	vs Texas Tech	51	34	85	8.0-13	0.0-0	0	0-0	0-0	9	6	0	5-5	0	0	0	0	47
Sep 08	SOUTHERN ILLINOIS	51	40	91	3.0-10	1.0-4	2	1-56	2-88	6	8	0	10-11	0	0	0	20	76
Sep 15	ALABAMA	38	38	76	6.0-18	1.0-7	1	1-0	1-0	3	1	0	1-1	0	0	0	0	7
Sep 22	KENT STATE	52	22	74	15.0-76	7.0-43	1	1-0	1--2	5	3	0	5-5	0	0	0	10	38
Sep 29	at LSU	32	64	96	5.0-12	1.0-2	2	2-0	0-0	0	5	0	1-1	0	0	0	3	16
Opponents		224	198	422	37.0-129	10.0-56	6	5-56	4-86	23	23	0	22-23	0	0	0	33	184
		176	147	323	25.0-81	10.0-50	2	2-0	4-90	14	19	1	24-24	0	0	0	21	192

		Punting										Field Goals			Kickoffs				
Date	Opponent	no.	yds	avg	long	blkd	tb	fc	50+	i20	md-att	long	blkd	no.	yds	avg	tb	ob	
Sep 01	vs Texas Tech	3	92	30.7	40	0	0	1	0	2	4-4	39	0	10	621	62.1	4	0	
Sep 08	SOUTHERN ILLINOIS	2	77	38.5	39	0	0	1	0	0	0-0	0	0	12	730	60.8	8	0	
Sep 15	ALABAMA	9	365	40.6	48	0	3	3	0	0	0-0	0	0	2	126	63.0	0	0	
Sep 22	KENT STATE	4	147	36.8	47	0	1	0	0	1	1-2	27	1	7	441	63.0	4	1	
Sep 29	at LSU	6	287	47.8	63	0	0	2	1	1	3-3	40	0	5	299	59.8	2	0	
		24	968	40.3	63	0	4	7	1	4	8-9	40	1	36	2217	61.6	18	1	
Opponents		16	579	36.2	51	0	0	4	1	4	8-11	44	0	37	2220	60.0	19	1	



2018 OLE MISS REBEL FOOTBALL
Ole Miss Opponent Game-by-Game (as of Oct 01, 2018)
All games



OPPONENT STATISTICS

Date	Opponent	Rushing				Receiving				Passing				Kick Returns				Punt Returns				tot off
		no.	yds	td	lg	no.	yds	td	lg	cmp-att-int	yds	td	lg	no.	yds	td	lg	no.	yds	td	lg	
Sep 01	vs Texas Tech	39	164	2	19	33	322	1	31	33-56-0	322	1	31	6	149	0	49	0	0	0	0	486
Sep 08	SOUTHERN ILLINOIS	45	241	1	32	30	388	4	70	30-48-2	388	4	70	2	23	0	22	0	0	0	0	629
Sep 15	ALABAMA	44	210	3	43	19	306	4	79	19-28-1	306	4	79	2	101	0	74	1	37	0	37	516
Sep 22	KENT STATE	41	148	1	26	25	242	1	49	25-43-1	242	1	49	2	74	0	42	0	0	0	0	390
Sep 29	at LSU	50	281	3	35	18	292	3	65	18-25-0	292	3	65	2	51	0	32	1	5	0	5	573
		219	1044	10	43	125	1550	13	79	125-200-4	1550	13	79	14	398	0	74	2	42	0	37	2594
Ole Miss		165	851	10	65	100	1568	10	75	100-165-4	1568	10	75	12	275	1	94	3	6	0	4	2419

Games: 5 • Avg/rush: 4.8 • Avg/catch: 12.4 • Pass effic: 145.05 • KR avg: 28.4 • PR avg: 21.0 • All purpose avg/game: 624.8 • Total offense avg/gm: 518.8

Date	Opponent	Tackles				Sacks no-yds	Fumble		Pass Defense			blkd kick	PAT Attempts			off		
		ua	a	total	tfl-yds		ff	fr-yds	int-yds	qbh	brup		kick	rush	rcv	saf	t/o	pts
Sep 01	vs Texas Tech	34	24	58	6.0-19	2.0-15	1	1-0	0-0	3	0	0	3-3	0	0	0	0	27
Sep 08	SOUTHERN ILLINOIS	38	24	62	3.0-10	1.0-7	0	0-0	0-0	0	4	0	5-5	0	0	0	0	41
Sep 15	ALABAMA	31	22	53	6.0-21	4.0-16	1	1-0	2-70	4	6	0	8-8	0	0	0	21	62
Sep 22	KENT STATE	42	39	81	6.0-19	2.0-7	0	0-0	1-20	3	3	1	2-2	0	0	0	0	17
Sep 29	at LSU	31	38	69	4.0-12	1.0-5	0	0-0	1-0	4	6	0	6-6	0	0	0	0	45
		176	147	323	25.0-81	10.0-50	2	2-0	4-90	14	19	1	24-24	0	0	0	21	192
Ole Miss		224	198	422	37.0-129	10.0-56	6	5-56	4-86	23	23	0	22-23	0	0	0	33	184

		Punting									Field Goals			Kickoffs				
Date	Opponent	no.	yds	avg	long	blkd	tb	fc	50+	i20	md-att	long	blkd	no.	yds	avg	tb	ob
Sep 01	vs Texas Tech	5	172	34.4	47	0	0	1	0	0	2-2	41	0	6	369	61.5	3	0
Sep 08	SOUTHERN ILLINOIS	3	102	34.0	51	0	0	0	1	1	2-2	26	0	8	417	52.1	0	1
Sep 15	ALABAMA	2	74	37.0	39	0	0	2	0	0	2-3	44	0	11	676	61.5	7	0
Sep 22	KENT STATE	5	187	37.4	48	0	0	1	0	3	1-2	32	0	4	253	63.2	2	0
Sep 29	at LSU	1	44	44.0	44	0	0	0	0	0	1-2	26	0	8	505	63.1	7	0
		16	579	36.2	51	0	0	4	1	4	8-11	44	0	37	2220	60.0	19	1
Ole Miss		24	968	40.3	63	0	4	7	1	4	8-9	40	1	36	2217	61.6	18	1



2018 OLE MISS REBEL FOOTBALL
Ole Miss Games Played (as of Oct 01, 2018)
All games



##	PLAYER	GP-GS	TTU	SIU	UA	KENT	LSU
11	Floyd Allen	2/-	XXX	XXX
89	Ryder Anderson	5/-	XXX	XXX	XXX	XXX	XXX
16	Gabe Angel	2/-	...	XXX	...	XXX	...
1B	Zikerrion Baker	5/-	XXX	XXX	XXX	XXX	XXX
6A	Miles Battle	1/-	...	XXX
43	D. Bing-Dukes	4/-	XXX	XXX	...	XXX	XXX
94	Quentin Bivens	2/-	XXX	XXX
1	A.J. Brown	5/5	START	START	START	START	START
55	Ben Brown	5/5	START	START	START	START	START
96	Mac Brown	5/-	XXX	XXX	XXX	XXX	XXX
25	D.K. Buford	5/-	XXX	XXX	XXX	XXX	XXX
32	Josh Clarke	4/1	XXX	XXX	XXX	START	...
40	Josiah Coatney	5/4	START	START	START	XXX	START
9C	Spencer Cole	1/-	...	XXX	XXX
1C	O. Cooley	5/-	XXX	XXX	XXX	XXX	XXX
2A	Matt Corral	1/-	...	XXX
2B	Montrell Custis	3/3	START	START	START
3B	Vernon Dasher	4/2	XXX	XXX	...	START	START
93	Sincere David	3/-	...	XXX	XXX	XXX	...
90	Ross Donelly	5/-	XXX	XXX	XXX	XXX	XXX
35	Donta Evans	2/-	XXX	XXX
4B	Victor Evans	4/2	XXX	XXX	START	START	...
39	Kweisi Fountain	1/-	XXX
67	Alex Givens	5/5	START	START	START	START	START
78	Tony Gray	3/-	...	XXX	XXX	XXX	...
21	Javien Hamilton	5/2	XXX	XXX	START	START	XXX
1H	A.J. Harris	1/-	...	XXX
15	M. Hartsfield	5/3	START	START	XXX	XXX	START
23	Jakorey Hawkins	1/-	...	XXX
33	Jonathan Hess	2/-	...	XXX	XXX
17	Willie Hibbler	5/-	XXX	XXX	XXX	XXX	XXX
5H	KD Hill	1/-	...	XXX
52	Michael Howard	5/-	XXX	XXX	XXX	XXX	XXX
45	Amani Johnson	1/-	...	XXX
61	Eli Johnson	2/-	...	XXX	XXX
54	Sam Johnson	1/-	...	XXX
95	Benito Jones	5/5	START	START	START	START	START
1J	Jacquez Jones	5/1	XXX	START	XXX	XXX	XXX
31	Jaylon Jones	1/1	START
2J	Jalen Julius	5/3	XXX	XXX	START	START	START
4A	Tylan Knight	5/-	XXX	XXX	XXX	XXX	XXX
9	Dawson Knox	5/5	START	START	START	START	START
1K	Luke Knox	1/-	...	XXX
29	Armani Linton	5/-	XXX	XXX	XXX	XXX	XXX
74	Greg Little	5/5	START	START	START	START	START
5A	DaMarkus Lodge	4/4	START	...	START	START	START
92	Luke Logan	5/-	XXX	XXX	XXX	XXX	XXX



2018 OLE MISS REBEL FOOTBALL
Ole Miss Games Played (as of Oct 01, 2018)
All games



##	PLAYER	GP-GS	TTU	SIU	UA	KENT	LSU
71	Bryce Mathews	3/-	XXX	XXX	XXX
14	D.K. Metcalf	5/5	START	START	START	START	START
8B	C.J. Miller	5/-	XXX	XXX	XXX	XXX	XXX
37	Art Mitchell	1/-	...	XXX
38	C.J. Moore	5/5	START	START	START	START	START
8A	Elijah Moore	5/-	XXX	XXX	XXX	XXX	XXX
9N	P. Nasiatka	1/-	...	XXX
72	Royce Newman	5/-	XXX	XXX	XXX	XXX	XXX
91	Hal Northern	2/-	XXX	XXX	...
28	Cam Ordway	3/-	...	XXX	XXX	XXX	...
79	Javon Patterson	5/5	START	START	START	START	START
7	Jason Pellerin	5/-	XXX	XXX	XXX	XXX	XXX
22	S. Phillips	5/5	START	START	START	START	START
88	Jack Propst	5/-	XXX	XXX	XXX	XXX	XXX
50	Sean Rawlings	5/5	START	START	START	START	START
12	A. Robinson	5/2	START	XXX	XXX	START	XXX
47	Ty Rocconi	5/-	XXX	XXX	XXX	XXX	XXX
27	Kevontae' Ruggs	4/3	START	...	START	XXX	START
13	Braylon Sanders	5/1	XXX	START	XXX	XXX	XXX
46	Mohamed Sanogo	5/5	START	START	START	START	START
97	Qaadir Sheppard	5/3	START	START	XXX	XXX	START
70	Jordan Sims	5/-	XXX	XXX	XXX	XXX	XXX
20	Keidron Smith	5/-	XXX	XXX	XXX	XXX	XXX
24	Eric Swinney	2/-	XXX	XXX
10	Jordan Ta'amu	5/5	START	START	START	START	START
58	Mike Taylor	1/-	...	XXX
2T	T. Tisdale	5/1	XXX	START	XXX	XXX	XXX
68	Chandler Tuitt	2/-	...	XXX	XXX
9W	Isaac Way	1/-	...	XXX
85	Alex Weber	5/-	XXX	XXX	XXX	XXX	XXX
5B	Ken Webster	3/1	XXX	START	XXX
6B	Kam White	2/-	XXX	XXX
99	Charles Wiley	5/-	XXX	XXX	XXX	XXX	XXX
41	B. Williams	5/-	XXX	XXX	XXX	XXX	XXX
19	Markel Winters	4/3	...	XXX	START	START	START
36	Zedrick Woods	5/5	START	START	START	START	START
26	Isaiah Woullard	5/-	XXX	XXX	XXX	XXX	XXX

INDIVIDUAL GAME-BY-GAME RUSHING

No.	Player	Att-Yds-TD	TTU	SIU	ALA	KSU	LSU	ULM	ARK	AUB	USC	TAMU	VU	MSU
22	Phillips	78-575-6	16-204-2	15-110-2	12-44-0	19-112-1	16-96-1							
4	Knight	19-107-0	1-(-1)-0	4-26-0	8-20-0	6-62-0	0-0-0							
26	Woullard	28-92-2	4-(2)-0	7-23-1	7-29-0	4-16-1	6-22-0							
10	Ta'amu	30-49-1	6-7-0	2-(-2)-0	8-19-0	6-0-1	8-25-0							
29	Linton	6-22-0	0-0-0	3-12-0	2-3-0	0-0-0	1-7-0							
24	Swinney	2-19-0	DNP	DNP	DNP	2-19-0	0-0-0							
2	Corral	1-1-1	DNP	1-1-1	DNP	DNP	DNP							
Total		165-851-10	28-210-2	32-167-4	37-115-0	37-209-3	31-150-1							
Opponents		219-1,044-10	39-179-2	45-247-1	44-210-3	41-148-1	50-281-3							

INDIVIDUAL GAME-BY-GAME PASSING

No.	Player	Comp-Att-Int Yds-TD	TTU	SIU	ALA	KSU	LSU	ULM	ARK	AUB	USC	TAMU	VU	MSU
10	Ta'amu	99-163-4	22-32-0	23-33-0	7-22-2	28-38-1	19-38-1							
		1,565-10	336-2	448-5	133-1	442-2	178-0							
2	Corral	1-2-0	DNP	1-2-0	DNP	DNP	DNP							
		31-0		31-0										
Total		100-165-4	22-32-0	24-35-0	7-22-2	28-38-1	19-38-1							
		1,568-10	336-2	479-5	133-1	442-2	178-0							
Opponents		125-200-4	33-56-0	30-48-2	19-28-1	25-43-1	18-25-0							
		1,550-13	322-1	388-4	306-4	242-1	292-3							

INDIVIDUAL GAME-BY-GAME RECEIVING

No.	Player	No-Yds-TD	TTU	SIU	ALA	KSU	LSU	ULM	ARK	AUB	USC	TAMU	VU	MSU
1	Brown	35-453-3	7-93-1	8-158-2	4-34-0	7-96-0	9-72-0							
14	Metcalf	21-417-4	4-81-1	7-93-1	2-92-1	5-102-1	3-37-0							
5	Lodge	16-207-0	6-86-0	DNP	1-7-0	6-81-0	3-23-0							
13	Sanders	9-228-1	4-60-0	4-133-1	0-0-0	0-0-0	1-19-0							
8	Moore	7-98-1	0-0-0	1-50-1	0-0-0	4-30-0	2-18-0							
9	Knox	4-94-0	1-6-0	0-0-0	0-0-0	2-79-0	1-9-0							
22	Phillips	4-48-1	0-0-0	2-4-0	0-0-0	2-44-1	0-0-0							
85	Weber	2-35-0	0-0-0	1-31-0	0-0-0	1-4-0	0-0-0							
11	Allen	1-10-0	0-0-0	1-10-0	DNP	DNP	DNP							
26	Woullard	1-6-0	0-0-0	0-0-0	0-0-0	1-6-0	0-0-0							
Total		100-1,568-10	22-336-2	24-479-5	7-133-1	28-442-2	19-178-0							
Opponents		125-1,550-13	33-322-1	30-388-4	19-306-4	25-242-1	18-292-3							

INDIVIDUAL GAME-BY-GAME PUNT RETURNS

No.	Player	No-Yds-Lg	TTU	SIU	ALA	KSU	LSU	ULM	ARK	AUB	USC	TAMU	VU	MSU
8	Moore	3-6-4	0-0-0	2-3-4	0-0-0	0-0-0	1-3-3							
Total		3-6-4	0-0-0	2-3-4	0-0-0	0-0-0	1-3-3							
Opponents		2-42-0	0-0-0	0-0-0	1-37-0	0-0-0	1-5-5							

INDIVIDUAL GAME-BY-GAME KICKOFF RETURNS

No.	Player	No-Yds-Lg	TTU	SIU	ALA	KSU	LSU	ULM	ARK	AUB	USC	TAMU	VU	MSU
8	Moore	5-89-28	0-0-0	0-0-0	2-23-19	2-46-28	1-20-20							
4	Knight	3-50-21	0-0-0	3-50-21	0-0-0	0-0-0	0-0-0							
31	Jones	2-110-94	2-110-94	DNP	DNP	DNP	DNP							
25	Buford	1-16-16	1-16-16	0-0-0	0-0-0	0-0-0	0-0-0							
11	Allen	1-10-10	0-0-0	1-10-10	DNP	DNP	DNP							
Total		12-275-94	3-126-94	4-60-21	2-23-19	2-46-28	1-20-20							
Opponents		14-398-74	6-149-49	2-23-22	2-101-74	2-74-42	2-51-32							

INDIVIDUAL GAME-BY-GAME TACKLES														
No.	Player	UT-AT-TT TFL/Sack	TTU	SIU	ALA	KSU	LSU	ULM	ARK	AUB	USC	TAMU	VU	MSU
46	Sanogo	23-16-39 1.0/0.0	3-2-5 1.0/0.0	7-4-11 0.0/0.0	3-1-4 0.0/0.0	6-1-7 0.0/0.0	4-8-12 0.0/0.0							
36	Woods	21-12-33 0.0/0.0	7-2-9 0.0/0.0	4-1-5 0.0/0.0	4-2-6 0.0/0.0	5-2-7 0.0/0.0	1-5-6 0.0/0.0							
40	Coatney	10-18-28 3.0/0.0	1-4-5 1.5/0.0	1-5-6 0.0/0.0	3-1-4 0.0/0.0	4-0-4 1.0/0.0	1-8-9 0.5/0.0							
20	Smith	13-8-21 1.0/0.0	0-1-1 0.0/0.0	3-0-3 0.0/0.0	5-2-7 0.0/0.0	3-2-5 0.5/0.0	2-3-5 0.0/0.0							
10	Jacquez Jones	5-15-20 1.5/0.5	1-3-4 0.0/0.0	1-3-4 0.5/0.5	2-7-9 0.5/0.0	0-1-1 0.5/0.0	1-1-2 0.0/0.0							
97	Sheppard	8-11-19 4.5/0.5	4-1-5 1.5/0.0	1-2-3 0.0/0.0	1-1-2 0.0/0.0	1-2-3 1.0/0.5	1-5-6 0.0/0.0							
17	Hibbler	7-10-17 2.5/1.0	0-1-1 0.0/0.0	2-3-5 0.0/0.0	1-2-3 0.0/0.0	2-0-2 1.0/0.0	2-4-6 1.5/1.0							
8	Miller	8-9-17 0.0/0.0	0-1-1 0.0/0.0	2-1-3 0.0/0.0	1-2-3 0.0/0.0	2-1-3 0.0/0.0	3-4-7 0.0/0.0							
38	Moore	13-4-17 0.0/0.0	2-1-3 0.0/0.0	2-2-4 0.0/0.0	1-0-1 0.0/0.0	7-0-7 0.0/0.0	1-1-2 0.0/0.0							
15	Hartsfield	12-4-16 0.5/0.0	1-1-2 0.5/0.0	3-1-4 0.0/0.0	1-0-1 0.0/0.0	2-1-3 0.0/0.0	5-1-6 0.0/0.0							
26	Julius	10-6-16 1.0/0.0	2-0-2 0.0/0.0	2-1-3 0.0/0.0	1-2-3 0.5/0.0	3-0-3 0.0/0.0	2-3-5 0.5/0.0							
4	Evans	10-5-15 4.5/0.5	2-3-5 0.0/0.0	4-0-4 2.0/0.0	1-1-2 0.0/0.0	3-1-4 2.5/0.5	DNP							
2	Custis	12-1-13 1.0/0.0	7-0-7 1.0/0.0	2-1-3 0.0/0.0	3-0-3 0.0/0.0	DNP	DNP							
27	Ruggs	4-9-13 0.5/0.0	1-1-2 0.0/0.0	DNP	1-3-4 0.0/0.0	0-2-2 0.0/0.0	2-3-5 0.5/0.0							
89	Anderson	6-7-13 1.5/0.0	0-1-1 0.0/0.0	4-1-5 0.0/0.0	0-2-2 0.5/0.0	2-2-4 1.0/0.0	0-1-1 0.0/0.0							
3	Dasher	7-5-12 0.0/0.0	3-2-4 0.0/0.0	4-1-5 0.0/0.0	0-0-0 0.0/0.0	0-0-0 0.0/0.0	0-2-2 0.0/0.0							
90	Donelly	1-10-11 1.0/0.5	0-2-2 0.5/0.0	1-2-3 0.5/0.5	0-0-0 0.0/0.0	0-0-0 0.0/0.0	0-4-4 0.0/0.0							
21	Hamilton	7-4-11 1.0/0.0	2-3-4 1.0/0.0	0-0-0 0.0/0.0	2-0-2 0.0/0.0	1-0-1 0.0/0.0	2-1-3 0.0/0.0							
95	Benito Jones	6-5-11 2.5/0.0	2-1-3 0.5/0.0	1-3-4 0.0/0.0	3-0-3 2.0/0.0	0-0-0 0.0/0.0	0-1-1 0.0/0.0							
22	Tisdale	4-7-11 0.5/0.0	1-2-3 0.5/0.0	0-2-2 0.0/0.0	2-1-3 0.0/0.0	0-1-1 0.0/0.0	1-1-2 0.0/0.0							
19	Winters	4-6-10 4.5/3.5	DNP	0-1-1 0.0/0.0	0-2-2 0.5/0.5	4-0-4 4.0/3.0	0-3-3 0.0/0.0							
99	Wiley	3-5-8 3.0/2.5	0-0-0 0.0/0.0	1-0-1 0.0/0.0	0-1-1 0.0/0.0	2-3-5 3.0/2.5	0-1-1 0.0/0.0							
5	Webster	7-0-7 0.0/0.0	2-0-2 0.0/0.0	3-0-3 0.0/0.0	DNP	DNP	2-0-2 0.0/0.0							
31	Jaylon Jones	7-0-7 0.0/0.0	DNP	DNP	DNP	DNP	DNP							
28	Ordway	5-1-6 0.0/0.0	DNP	1-0-1 0.0/0.0	1-1-2 0.0/0.0	3-0-3 0.0/0.0	DNP							
43	Bing-Dukes	2-4-6 0.0/0.0	2-2-4 0.0/0.0	0-2-2 0.0/0.0	DNP	0-0-0 0.0/0.0	0-0-0 0.0/0.0							
12	Robinson	1-5-6 0.5/0.5	0-0-0 0.0/0.0	0-0-0 0.0/0.0	0-2-2 0.5/0.5	1-0-1 0.0/0.0	0-3-3 0.0/0.0							
30	Baker	1-3-4 0.0/0.0	0-0-0 0.0/0.0	0-2-2 0.0/0.0	0-1-1 0.0/0.0	0-0-0 0.0/0.0	1-0-1 0.0/0.0							
91	Northern	1-2-3 1.0/0.0	DNP	DNP	1-2-3 1.0/0.0	0-0-0 0.0/0.0	DNP							
41	Williams	1-1-2 0.5/0.5	0-0-0 0.0/0.0	0-0-0 0.0/0.0	0-0-0 0.0/0.0	0-1-1 0.5/0.5	1-0-1 0.0/0.0							
32	Clarke	1-1-2 0.0/0.0	0-0-0 0.0/0.0	0-1-1 0.0/0.0	0-0-0 0.0/0.0	1-0-1 0.0/0.0	DNP							
33	Hess	1-0-1 0.0/0.0	DNP	1-0-1 0.0/0.0	DNP	DNP	0-0-0 0.0/0.0							
25	Buford	0-1-1 0.0/0.0	0-0-0 0.0/0.0	0-0-0 0.0/0.0	0-0-0 0.0/0.0	0-0-0 0.0/0.0	0-1-1 0.0/0.0							
29	Linton	1-0-1 0.0/0.0	1-0-1 0.0/0.0	0-0-0 0.0/0.0	0-0-0 0.0/0.0	0-0-0 0.0/0.0	0-0-0 0.0/0.0							
87	Howard	0-1-1 0.0/0.0	0-0-0 0.0/0.0	0-1-1 0.0/0.0	0-0-0 0.0/0.0	0-0-0 0.0/0.0	0-0-0 0.0/0.0							
9	Knox	0-1-1 0.0/0.0	0-0-0 0.0/0.0	0-0-0 0.0/0.0	0-0-0 0.0/0.0	0-1-1 0.0/0.0	0-0-0 0.0/0.0							
4	Knight	1-0-1 0.0/0.0	0-0-0 0.0/0.0	1-0-1 0.0/0.0	0-0-0 0.0/0.0	0-0-0 0.0/0.0	0-0-0 0.0/0.0							
5	Lodge	1-0-1 0.0/0.0	0-0-0 0.0/0.0	DNP	1-0-1 0.0/0.0	0-0-0 0.0/0.0	0-0-0 0.0/0.0							
22	Phillips	0-1-1 0.0/0.0	0-0-0 0.0/0.0	0-0-0 0.0/0.0	0-0-0 0.0/0.0	0-1-1 0.0/0.0	0-0-0 0.0/0.0							

TEAM GAME-BY-GAME STATISTICS

Total Offense		TTU	SIU	ALA	KSU	LSU	ULM	ARK	AUB	USC	TAMU	VU	MSU
Yards	UM	546	646	248	651	328							
	Opp	486	629	516	390	573							
Total Plays	UM	60	67	59	75	69							
	Opp	95	93	72	84	75							
Avg/Play	UM	9.1	9.6	4.2	8.7	4.8							
	Opp	5.1	6.8	7.2	4.6	7.6							
Rushing Yards	UM	210	167	115	209	150							
	Opp	164	241	210	148	281							
Carries	UM	28	32	37	37	31							
	Opp	39	45	44	41	50							
TDs	UM	2	4	0	3	1							
	Opp	2	1	3	1	3							
Passing Yards	UM	336	479	133	442	178							
	Opp	322	388	306	242	292							
Attempts	UM	32	35	22	38	19							
	Opp	56	48	28	43	18							
Completions	UM	22	24	7	28	38							
	Opp	33	30	19	25	25							
Comp. %	UM	66.7%	68.6%	31.8%	73.7%	50.0%							
	Opp	58.9%	62.5%	67.9%	58.1%	72.0%							
TDs	UM	2	5	1	2	0							
	Opp	1	4	4	1	3							
Intercepted	UM	0	0	2	1	1							
	Opp	0	2	1	1	0							
First Downs	UM	22	26	9	26	18							
	Opp	31	29	27	23	33							
Rushing	UM	7	8	5	9	9							
	Opp	10	11	10	11	16							
Passing	UM	12	17	3	16	8							
	Opp	18	15	14	9	10							
Penalty	UM	3	1	1	1	1							
	Opp	3	3	3	3	7							
Time of Possession	UM	23:35	20:36	25:40	32:08	24:43							
	Opp	36:25	37:44	34:20	27:52	35:17							
Third Down	UM	4-13	6-10	4-16	6-13	5-15							
	Opp	8-19	7-17	6-13	5-17	7-12							
Fourth Down	UM	1-1	1-1	0-1	1-1	0-0							
	Opp	0-3	3-4	1-1	3-4	0-0							
Punting	UM	3-92	2-77	9-365	4-147	6-287							
	Opp	5-172	3-102	2-74	5-187	1-44							
Fumbles-Lost	UM	1-1	0-0	1-1	0-0	0-0							
	Opp	0-0	2-1	1-1	1-1	2-2							
Penalties	UM	7-49	9-75	8-67	8-90	17-167							
	Opp	6-80	8-48	8-60	7-55	5-40							
Punt Returns	UM	0-0-0	2-3-0	0-0-0	0-0-0	1-3-0							
	Opp	0-0-0	0-0-0	1-37-0	0-0-0	1-5-0							
Kickoff Returns	UM	3-126-1	4-60-0	2-23-0	2-46-0	1-20-0							
	Opp	6-149-0	2-23-0	2-101-0	2-74-0	2-51-0							
Sacks By-Yards	UM	0-0	1-4	1-7	7-43	1-2							
	Opp	2-15	1-7	4-16	2-7	1-5							

GAME-BY-GAME STARTING LINEUPS

[illegible]

SCORING DRIVES

vs. Texas Tech					
Started at	Plays	Yards	Time	Result	
Ole Miss 31	2	69	0:33	TD	
Ole Miss 28	14	65	4:42	FG	
Ole Miss 40	5	60	1:49	TD	
Ole Miss 35	8	53	3:35	FG	
Ole Miss 31	8	74	1:20	FG	
Ole Miss 25	3	75	0:50	TD	
Ole Miss 46	2	54	0:20	TD	
Ole Miss 14	8	80	5:02	FG	
vs. Southern Illinois					
Started at	Plays	Yards	Time	Result	
Ole Miss 35	11	65	3:07	TD	
Ole Miss 19	3	81	0:55	TD	
Ole Miss 13	4	87	1:04	TD	
Ole Miss 25	5	75	1:32	TD	
Ole Miss 25	10	75	2:49	TD	
Ole Miss 41	2	59	0:24	TD	
Ole Miss 25	5	75	1:12	TD	
Ole Miss 48	7	52	1:36	TD	
Ole Miss 30	10	70	5:51	TD	
vs. Alabama					
Started at	Plays	Yards	Time	Result	
Ole Miss 25	1	75	0:11	TD	
vs. Kent State					
Started at	Plays	Yards	Time	Result	
Ole Miss 23	6	77	1:41	TD	
Ole Miss 24	5	76	1:35	TD	
Ole Miss 29	2	71	0:32	TD	
Ole Miss 25	13	65	4:42	FG	
Ole Miss 12	7	88	2:40	TD	
Kent State 34	5	34	2:19	TD	
vs. LSU					
Started at	Plays	Yards	Time	Result	
Ole Miss 35	9	52	2:56	FG	
Ole Miss 9	12	90	2:34	FG	
Ole Miss 41	13	59	4:31	TD	
Ole Miss 25	11	51	3:38	FG	

CHARTING THE BIG PLAYS

— PASSING —						
Player	10-19	20-29	30-39	40-49	50+	Total
Ta'amu	22	5	11	5	5	48
Corral	0	0	1	0	0	1
TOTAL	22	5	12	5	5	49
— RECEIVING —						
Player	10-19	20-29	30-39	40-49	50+	Total
Brown	6	3	3	2	0	14
Metcalf	4	1	2	1	3	11
Lodge	6	1	2	0	0	9
Sanders	2	0	2	1	1	6
Moore	3	0	0	0	1	4
Knox	0	0	1	1	0	2
Allen	1	0	0	0	0	1
Weber	0	0	1	0	0	1
Phillips	0	0	1	0	0	1
TOTAL	22	5	12	5	5	49

— RUSHING —						
Player	10-19	20-29	30-39	40-49	50+	Total
Phillips	10	3	2	1	1	17
Ta'amu	2	1	0	0	0	3
Knight	1	0	0	1	0	2
Woullard	2	0	0	0	0	2
Swinney	0	1	0	0	0	1
TOTAL	15	5	2	2	1	25

IN THE RED ZONE

When the offense moves the ball inside the opponent's 20-yard line, the offense is considered to be in the "red zone," and in prime scoring position. The following chart shows how the Rebel offense performs inside the "red zone" during the 2018 season:

Game	Chances	TD	FG	TO	Downs	Missed FG	Half
Texas Tech	4	0	4	0	0	0	0
Southern Illinois	5	5	0	0	0	0	0
Alabama	0	0	0	0	0	0	0
Kent State	5	3	1	0	0	1	0
LSU	3	1	2	0	0	0	0
ULM							
Arkansas							
Auburn							
South Carolina							
Texas A&M							
Vanderbilt							
Mississippi State							
Totals	17	9	7	0	0	1	0
Opp. Totals	29	16	8	3	2	1	0

Ole Miss Scoring Percentage: 94.1 % (16 of 17)
Opponents Scoring Percentage: 77.0 % (24 of 31)

Ole Miss Points Scored: 75
Opponents Points Scored: 120

GAME ONE

OLE MISS 47, TEXAS TECH 27

Sept. 1, 2018

Attendance: 40,333 • NRG Stadium • Houston, Texas

HOUSTON, Texas - Ole Miss scored early and often in the AdvoCare Texas Kickoff en route to a 47-27 win over Texas Tech to open the season at 1-0.

It took just 33 seconds for the Rebels to reach the end zone to kick start the 2018 season. Jordan Ta'amu found D.K. Metcalf for a 58-yard scoring strike to put the Rebels up 7-0 early.

Texas Tech answered back with a scoring drive of its own, but the tie didn't stand for long. Jaylon Jones returned the ensuing kickoff 94 yards to the house to put the Rebels back ahead for good.

Ole Miss scored on all of its drives in the first quarter. Luke Logan tacked on a 24-yard field goal before running back Scottie Phillips found the end zone for the first time as a Rebel, racing 39 yards on 4th-and-1 to give Ole Miss a 24-7 lead.

The Rebels couldn't quite finish the push to the end zone on two long drives in the second quarter, but they came away with two more field goals by Logan.

The Red Raiders struck first with a field goal early in the second half, but Phillips once again exploded for a big touchdown run. This time, a 65-yard jaunt by the junior college transfer gave Ole Miss a 37-20 advantage. However, TTU answered with a rushing score of its own to cut the lead back to 10.

Ta'amu hit A.J. Brown on a 34-yard touchdown to cap a 0:20 scoring drive and make it a comfortable 44-27 lead.

Late in the fourth, Phillips exploded for another 44-yard run to go over 200 yards for the day, making him the first Rebel to run for 200-plus since Brandon Bolden in 2010. The run set up one final field goal from Logan to make it a 20-point Rebel lead.

Ole Miss	24	6	7	10	—	47
Texas Tech	7	10	10	0	—	27
1st Quarter						V-H
14:27 OM	D.K. Metcalf 58 yd pass from J. Ta'amu (L. Logan kick)					0-7
10:32 TT	D. Ward 15 yd run (C. Hatfield kick)					7-7
10:17 OM	J. Jones 94 yd kickoff return (L. Logan kick)					7-14
4:30 OM	L. Logan 24 yd field goal					7-17
1:08 OM	S. Phillips 39 yd run (L. Logan kick)					7-24
2nd Quarter						
12:17 TT	C. Hatfield 25 yd field goal					10-24
6:41 OM	Luke Logan 29 yd field goal					10-27
1:57 TT	J. High 14 yd pass from A. Bowman (C. Hatfield kick)					17-27
0:37 OM	L. Logan 39 yd field goal					17-30
3rd Quarter						
7:57 TT	C. Hatfield 41 yd field goal					20-30
7:07 OM	S. Phillips 65 yd run (L. Logan kick)					20-37
5:30 TT	D. Ward 9 yd run (C. Hatfield kick)					27-37
4th Quarter						
14:33 OM	A.J. Brown 34 yd pass from J. Ta'amu (L. Logan kick)					27-44
4:09 TT	L. Logan 23 yd field goal					27-47

Team Stats	OM	TT	Individual Leaders
First Downs	22	31	
Rushes-Yards	28-210	39-164	
Passing Yards	336	373	
Comp.-Att.-Int.	22-32-0	33-56-0	
Total Plays-Yards	60-546	90-486	
Fumbles	1	0	
Penalties-Yards	7-49	6-80	
Punt Returns-Avg.	0-0	0-0	
KO Returns-Avg.	3-42	6-24.8	
Interceptions	0	0	
Possession Time	23:35	36:25	
3rd Down Conv.	4-13	8-19	
4th Down Conv.	1-1	0-3	
			Rushing
			OM: S. Phillips 16-204 (2 TD)
			J. Ta'amu, 6-7
			TT: D. Ward, 17-90 (2 TD)
			T. King, 13-31
			Passing
			OM: J. Ta'amu, 22-32-336 (2 TD)
			A. Bowman, 29-49-273 (1 TD)
			Receiving
			OM: D. Lodge, 6-96
			A.J. Brown, 7-93 (TD)
			D.K. Metcalf, 4-81 (TD)
			TT: T. Vasher, 4-66
			A. Wesley, 6-65

GAME TWO

OLE MISS 76, SOUTHERN ILLINOIS 41

Sept. 8, 2018

Attendance: 53,339 • Vaught-Hemingway • Oxford, Miss.

OXFORD, Miss. - Senior quarterback Jordan Ta'amu surpassed career marks in touchdowns and total yards, while the Landshark D tallied two scores in the second half to power Ole Miss to a 76-41 victory over Southern Illinois on Saturday.

The first half was a back-and-forth showdown between the two hot offenses, with SIU coming out swinging. The Salukis forced a three-and-out on the initial Rebel drive of the game, and proceeded to run down the field and score on a nine-yard pass from Straub to Nigel Kilby less than two minutes into the action. The Salukis ended the half on a wild 70-yard catch-and-run by receiver Raphael Leonard (6 rec., 117 yards, 2 TD), but the Rebel defense started to slow Southern in the third quarter before the eventual fourth-quarter explosion.

At 117 points, both Ole Miss and Southern combined for the most single-game points scored in Rebel history. The Rebels' 76 points and two defensive touchdowns were the most since 2015.

Four Rebels scored their first-career touchdowns, as Elijah Moore (1 rec., 50 yards, 1 TD) and Braylon Sanders (4 rec., 133 yards, 1 TD) got in on the N.W.O. fun for their first-ever Rebel touchdowns. A.J. Brown (8 rec., 158 yards, 2 TD) and D.K. Metcalf (7 rec., 93 yards, 1 TD) didn't relinquish the belt for long, though, as both racked up huge numbers on the receiving end of the career day by Ta'amu.

Southern Illinois	21	17	3	0	—	41
Ole Miss	14	21	14	27	—	76
1st Quarter						V-H
13:04 SIU	N. Kilby 9 yd pass from S. Straub (N. Gualdoni kick)					7-0
9:57 OM	S. Phillips 7 yd run (L. Logan kick)					7-7
6:32 SIU	L. Lenoir 7 yd pass from S. Straub (N. Gualdoni kick)					14-7
5:31 OM	B. Sanders 30 yd pass from J. Ta'amu (L. Logan kick)					14-14
1:01 SIU	S. Straub 2 yd run (N. Gualdoni kick)					21-14
2nd Quarter						
14:52 OM	E. Moore 50 yd pass from J. Ta'amu (L. Logan kick)					21-21
8:12 SIU	N. Gualdoni 22 yd field goal					24-21
6:40 OM	A. Brown 38 yd pass from J. Ta'amu (L. Logan kick)					24-28
4:06 SIU	R. Leonard 9 yd pass from S. Straub (N. Gualdoni kick)					31-28
1:17 OM	S. Phillips 6 yd run (L. Logan kick)					31-35
0:49 SIU	R. Leonard 70 yd pass from S. Straub (N. Gualdoni kick)					38-35
3rd Quarter						
11:22 OM	A. Brown 46 yd pass from J. Ta'amu (L. Logan kick)					38-42
5:00 SIU	N. Gualdoni 26 yd field goal					41-42
3:48 OM	D. Metcalf 5 yd pass from J. Ta'amu (L. Logan kick)					41-49
4th Quarter						
14:42 OM	V. Dasher 88 yd interception (L. Logan kick failed)					41-55
12:00 OM	I. Woullard 2 yd run (I. Way kick)					41-62
9:24 OM	V. Evans 56 yd fumble recovery (L. Logan kick)					41-69
1:42 OM	M. Corral 1 yd run (P. Nasiatka kick)					41-76

Team Stats	SIU	OM	Individual Leaders
First Downs	29	26	
Rushes-Yards	45-241	32-167	
Passing Yards	388	479	
Comp.-Att.-Int.	30-48-2	24-35-0	
Total Plays-Yards	93-629	67-646	
Fumbles	1	0	
Penalties-Yards	8-48	9-75	
Punt Returns-Avg.	0-0	2-1.5	
KO Returns-Avg.	2-11.5	4-15	
Interceptions	0	2	
Possession Time	37:44	20:36	
3rd Down Conv.	7-17	6-10	
4th Down Conv.	3-4	1-1	
			Rushing
			OM: S. Phillips 15-110 (2 TD)
			T. Knight, 4-26
			SIU: D. Davis, 16-123
			S. Straub, 10-36 (TD)
			Passing
			OM: J. Ta'amu, 23-33-448 (5 TD)
			SIU: S. Straub, 29-47-382 (4 TD)
			Receiving
			OM: A.J. Brown, 8-158 (2 TD)
			B. Sanders, 4-133 (TD)
			D.K. Metcalf, 7-93 (TD)
			SIU: R. Leonard, 6-117 (2 TD)
			L. Lenoir, 9-83 (TD)

GAME THREE

#1 ALABAMA 62, #RV OLE MISS 7

Sept. 15, 2018

Attendance: 62,919 • Vaught-Hemingway • Oxford, Miss.

OXFORD, Miss. — It took just one play for Ole Miss to find the end zone against No. 1 Alabama, but the defending national champion Crimson Tide took over from there, delivering the Rebels (2-1, 0-1 SEC) a 62-7 defeat at Vaught-Hemingway Stadium.

Senior quarterback Jordan Ta'amu found D.K. Metcalf (2 rec., 92 yards) for a touchdown to put the Rebels up 7-0 just 11 seconds into the game. Metcalf caught the ball in stride, tiptoed the sideline and electrified the crowd. Alabama (3-0, 1-0 SEC) answered with a 43-yard run by Damien Harris. The Rebels turned the ball over twice in the first quarter to allow Alabama to claim a 28-7 lead after one.

The Rebel defense came through with a key stop early in the second, forcing a 38-yard Alabama field goal try. Crimson Tide kicker Joseph Bulovas (3-of-4 FG) missed it wide left to send the ball back to the Rebel offense. Ole Miss drove past midfield but couldn't convert a fourth down in Tide territory.

Alabama took over on downs, and Josh Jacobs punched in a rushing touchdown on the other end to make it 35-7. After a Rebel punt on the ensuing drive, Alabama's Jaylen Waddle mounted a 37-yard return to set up a touchdown connection between Jalen Hurts (7-of-10, 85 yds, 2 TD, 1 INT) and Jeudy, making it a 42-7 advantage.

The Ole Miss defense held Alabama to just a field goal after a 74-yard kickoff return by Josh Jacobs to open the second half. On the following drive, C.J. Moore picked off a Hurts pass. However, Ta'amu was intercepted shortly thereafter by Xavier McKinney, who returned it 30 yards for an Alabama touchdown.

The Tide tacked on a field goal early in the fourth quarter. However, the Ole Miss offense just couldn't find its footing against the tough Alabama defense.

Alabama	28	21	10	3	—	62
Ole Miss	7	0	0	0	—	7
1st Quarter						V-H
14:49 OM	D.Metcalf 75 yd pass from J. Ta'amu (L. Logan kick)					0-7
13:39 UA	D. Harris 43 yd run (J. Bulovas kick)					7-7
9:51 UA	J. Jeudy 79 yd pass from T. Tagovailoa (J. Bulovas kick)					14-7
5:43 UA	N. Harris 10 yd run (J. Bulovas kick)					21-7
4:40 UA	I. Smith Jr. 12 yd pass from T. Tagovailoa (J. Bulovas kick)					28-7
2nd Quarter						
7:18 UA	J. Jacobs 4 yd run (J. Bulovas kick)					35-7
4:36 UA	J. Jeudy 22 yd pass from J. Hurts (J. Bulovas kick)					42-7
0:55 UA	H. Ruggs III 13 yd pass from J. Hurts (J. Bulovas kick)					49-7
3rd Quarter						
11:49 UA	J. Bulovas 20 yd field goal					52-7
5:04 UA	X. McKinney 30 yd interception (J. Bulovas kick)					59-7
4th Quarter						
12:16 UA	J. Bulovas 44 yd field goal					62-7

Team Stats	UA	OM	Individual Leaders
First Downs	27	9	
Rushes-Yards	44-210	37-115	Rushing
Passing Yards	306	133	OM: S. Phillips 12-48
Comp.-Att.-Int.	19-28-1	7-22-2	J. Ta'Amu, 8-35
Total Plays-Yards	72-516	59-248	UA: D. Harris, 5-62 (TD)
Fumbles	1	1	T. Tagovailoa, 5-47
Penalties-Yards	8-60	8-67	Passing
Punt Returns-Avg.	1-37	0-0.0	OM: J. Ta'amu, 7-22-133 (TD)
KO Returns-Avg.	2-50.5	2-11.5	UA: T. Tagovailoa, 11-15-191 (2 TD)
Interceptions	2	1	Receiving
Possession Time	34:20	25:40	OM: D.K. Metcalf, 2-92 (TD)
3rd Down Conv.	6-13	4-16	A.J. Brown, 4-34
4th Down Conv.	1-1	0-1	UA: J. Jeudy, 3-136 (2 TD)
			I. Smith, 3-42 (TD)

GAME FOUR

OLE MISS 38, KENT STATE 17

Sept. 23, 2018

Attendance: 50,417 • Vaught-Hemingway • Oxford, Miss.

OXFORD, Miss — Ole Miss Football (3-1) returned to the win column Saturday, racking up 651 yards of total offense and tallying seven sacks to down non-conference foe Kent State 38-17 at Vaught-Hemingway Stadium.

The contest went through two weather delays, amassing two hours and 36 minutes, to bring the game duration to five hours and 39 minutes.

"Overall, I'm proud the way they handled the delays," Ole Miss head coach Matt Luke said. "As a coach you are worried that they will lose their focus, but they went in and punched it in. Then were able to get the ball backed and run the time out after the second delay."

Senior quarterback Jordan Ta'amu threw for 442 yards, the fourth-highest total in program history, and added two touchdowns. Running back Scottie Phillips tallied 112 total yards, in addition to his first touchdown reception as a Rebel.

Defensively, Ole Miss notched seven sacks, an interception by Zedrick Woods (7 tackles), and a fumble recovery by C.J. Moore (7 tackles) en route to victory.

Saturday marked the third consecutive game the Rebels secured two turnovers and the third time since 2010 that the Rebels registered seven sacks, three of which came from senior Markel Winters.

"The defense played really well," Luke said. "They had seven sacks. So I'm happy to see them have some success that we can build off of and proud of that."

"We had a lot of mental errors last week, but we tightened down today," Winters said. "Our theme this week was that you have your what and your why. You have your job and you know what you are supposed to do, but there is a reason why you are doing that job."

Ole Miss will play LSU next Saturday in Baton Rouge at 8:15 p.m. CT on ESPN. The Rebels will return to Vaught-Hemingway Stadium for Homecoming against ULM on Saturday, Oct. 6.

Kent State	0	7	10	0	—	17
Ole Miss	7	0	17	14	—	38
1st Quarter						V-H
11:20 OM	S. Phillips 38 yd pass from J. Ta'amu (L. Logan kick)					0-7
2nd Quarter						
12:28 KS	J. Shaw 18 yd pass from K. Price (M. Trickett. kick)					7-7
3rd Quarter						
13:20 OM	S. Phillips 2 yd run (L. Logan kick)					7-14
11:00 KS	M. Trickett 32 yd field goal					10-14
10:18 OM	D. Metcalf 41 yd pass from J. Ta'amu (L. Logan kick)					10-21
6:45 KS	W. Barrett 2 yd run (M. Trickett kick)					17-21
0:03 OM	L. Logan 27 yd field goal					17-24
4th Quarter						
9:55 OM	J. Ta'amu 4 yd run (L. Logan kick)					17-31
7:06 OM	I. Woullard 7 yd run (L. Logan kick)					17-38

Team Stats	KS	OM	Individual Leaders
First Downs	23	26	Rushing
Rushes-Yards	41-148	37-209	OM: S. Phillips 19-117 (TD)
Passing Yards	242	442	T. Knight, 6-62
Comp.-Att.-Int.	25-43-1	28-38-1	KS: B. Woody, 19-96 (TD)
Total Plays-Yards	84-390	75-651	J. Rankin, 15-76
Fumbles	1	0	Passing
Penalties-Yards	7-55	8-90	OM: J. Ta'amu, 28-38-442 (2 TD)
Punt Returns-Avg.	0-0	0-0	KS: W. Barrett, 24-42-224
KO Returns-Avg.	2-37	2-23	Receiving
Interceptions	1	1	OM: D. Metcalf, 5-102 (TD)
Possession Time	27:52	32:08	A. Brown, 7-96
3rd Down Conv.	5-17	6-13	D. Lodge, 6-81
4th Down Conv.	3-4	1-1	KS: M. Carrigan, 6-88
			T. Harrell, 5-55

GAME FIVE

#5 LSU 45, #RV OLE MISS 16

Sept. 29, 2018

Attendance: 100,224 • Tiger Stadium • Baton Rouge, La.

BATON ROUGE, La. — Ole Miss could not pull off the upset on the road at Tiger Stadium Saturday night, falling 45-16 to No. 5 LSU.

The Rebels (3-2, 0-2 SEC) struck first when Luke Logan connected on his first of three field goals on the night, hitting from 30 yards out to put the Rebels ahead 3-0.

LSU (5-0, 2-0 SEC) answered quickly as Joe Burrow (18-for-25, 292 Yds, 3 TD) found Ja'Marr Chase on a 21-yard touchdown pass to put the Tigers head 7-3. The Tigers marched down field once again, using a 4-yard rush by Nick Brossette (72 Yds, 20 ATT, 1 TD) to extend the lead to 14-3.

Clyde Edwards-Helaire (67 Yds, 11 ATT, 1 TD) took his turn on the next Tiger drive. Ole Miss was penalized three times on the LSU possession, which ended in a 3-yard rushing score by Edwards-Helaire, making it 21-3 in favor of the home team. The Rebels went three-and-out once again on their next drive, leading to the fourth-consecutive LSU score.

A long drive at the end of the half set up a 17-yard field goal by Logan, cutting the deficit to 28-6 at halftime.


In the third quarter, the Rebels methodically marched 59 yards downfield for their first touchdown of the night, a one yard run for Phillips.

LSU responded with a touchdown connection between Burrow and Jefferson to stretch the lead to 35-13. Ole Miss answered back with a 51-yard drive that ended in a career-long 40-yard field goal by Logan. On the following drive, LSU got those three points back.

LSU's Burrow added one final touchdown, breaking free on a 35-yard score with 2:56 to go, giving the Tigers a 45-16 victory.

Ole Miss	3	3	7	3	—	16
LSU	14	14	7	10	—	45
1st Quarter						V-H
9:06	OM	Luke Logan 30 yd field goal				3-0
5:59	LSU	J. Chase 21 yd pass from J. Burrow (C. Tracy kick)				3-7
0:57	LSU	N. Brossette 4 yd run (C. Tracy kick)				3-14
2nd Quarter						
8:59	LSU	C. Ed.-Helaire 3 yd run (C. Tracy kick)				3-21
7:41	LSU	J. Jefferson 65 yd pass from J. Burrow (C. Tracy kick)				3-28
0:02	OM	L. Logan 17 yd field goal				6-28
3rd Quarter						
3:45	OM	S. Phillips 1 yd run (L. Logan kick)				13-28
1:48	LSU	J. Jefferson 5 yd pass from J. Burrow (C. Tracy kick)				13-35
4th Quarter						
13:10	OM	L. Logan 40 yd field goal				16-35
8:45	LSU	C. Tracy 26 yd field goal				16-38
2:56	LSU	J. Burrow 35 yd run (C. Tracy kick)				16-45

Team Stats	OM	LSU	Individual Leaders
First Downs	18	33	Rushing OM: S. Phillips 16-98 (TD) J. Ta'amu, 8-32 LSU: J. Burrow, 9-98 (TD) N. Brossette, 20-80 (TD)
Rushes-Yards	31-150	50-281	
Passing Yards	178	292	
Comp.-Att.-Int.	19-38-1	18-25-0	
Total Plays-Yards	69-328	75-573	Passing OM: J. Ta'amu, 19-38-178 LSU: W. Barrett, 18-25-292 (3 TD)
Fumbles	0	2	
Penalties-Yards	17-167	5-40	
Punt Returns-Avg.	1-3	1-5	
KO Returns-Avg.	1-20	2-25.5	Receiving OM: A. Brown, 9-72 D. Metcalf, 3-37 LSU: J. Jefferson, 5-99 (2 TD) T. Marshall Jr, 1-52
Interceptions	0	1	
Possession Time	24:43	35:17	
3rd Down Conv.	5-15	7-12	
4th Down Conv.	0-0	0-0	

**11 - FLOYD ALLEN**

5-10 • 199 • SR-1L • WR
HOUSTON, TEXAS
(EL CAMINO COLLEGE)

Has appeared in two games as a reserve wideout and on special teams ... *vs. Texas Tech (9/1/18)*: Made his 2018 debut and did not record a stat in season opener ... *vs. Southern Illinois (9/8/18)*: Hauled in first career catch for a 10-yard gain ... **2017**: Played in three games, all on special teams ... **JUNIOR COLLEGE**: Spent his sophomore season at El Camino College, playing in two games and making three catches for 40 yards ... Totaled 31 yards on a pair of receptions versus Saddleback ... Appeared on defense, tallying three tackles and a pass breakup against Grossmont ... Began his college career at Bethany College, where he played in six contests and was a pre-medicine major ... Tallied 125 receiving yards on six catches and rushed for 33 yards and one TD on the ground ... **HIGH SCHOOL**: Named a National Houston Scholar and first team academic all-district ... Coached in high school by Richard Slater

ALLEN'S CAREER STATISTICS**—RECEIVING—**


Year	G-S	Rec	Yds	TD	Lg	Avg.
2017	3-0	0	0	0	0	--
2018	2-0	1	10	0	10	10.0
Total	5-0	1	10	0	10	10.0

ALLEN'S CAREER HIGHS

RECEPTIONS: 1, *vs. Southern Illinois (9/8/18)*

RECEIVING YARDS: 10, *vs. Southern Illinois (9/8/18)*

LONG RECEPTION: 10, *vs. Southern Illinois (9/8/18)*

**89 - RYDER ANDERSON**

6-6 • 264 • SO-1L • DE
KATY, TEXAS
(KATY)

Has played in five games this season as a backup DE ... 13 career appearances ... *vs. Texas Tech (9/1/18)*: Made his 2018 debut and recorded one tackle ... *vs. Southern Illinois (9/8/18)*: Recorded a career-high four solo tackles, five total, as well as one QBH ... *vs. #1 Alabama (9/15/18)*: Tallied two total tackles and a half tackle for loss ... *vs. Kent State (9/22/18)*: Recorded four total tackles and one tackle for loss ... *at #5 LSU (9/29/18)*: Tallied one tackle *vs. the Tigers* ... **2017**: Played in 10 games as a reserve on the defensive line ... Recorded nine tackles and 1.5 tackles for loss ... **HIGH SCHOOL**: Ranked the No. 25 defensive end in the country by ESPN and the state of Texas' No. 10 DE by Scout ... Helped Katy to a 10-3 record as a senior after a perfect 16-0 season and state championship his junior year.

ANDERSON'S CAREER STATISTICS**—DEFENSE—**

Year	G-S	UT	AT	TT	TFL-YDS	Sacks-Yds
2017	10-0	3	6	9	1.5-11	1.5-11
2018	5-0	6	7	12	1.5-5	0.0-0
Total	15-0	9	13	22	3.0-16	1.5-11

Year	FF	FR	PD	QBH	INT	BLK
2017	0	0	0	5	0	1
2018	0	0	0	2	0	0
Total	0	0	0	7	0	1

ANDERSON'S CAREER HIGHS

TACKLES: 5, *vs. Southern Illinois (9/8/18)*

SOLO TACKLES: 4, *vs. Southern Illinois (9/8/18)*

TFLs: 1.0, 2x, MR: *vs. Kent State (9/22/18)*

SACKS: 1.0, *at Mississippi State (11/23/17)*

QB HURRIES: 3, *vs. Louisiana (11/11/17)*

BLOCKS: 1, *vs. UT Martin (9/9/17)*


**16 - GABE ANGEL**

6-3 • 236 • SO-1L • TE
LEBANON, TENN.
(COOKEVILLE)

vs. Southern Illinois (9/8/18): Saw action as a reserved tight end and did not record any stats ... *vs. Kent State (9/22/18)*: Saw action as on special teams ... **2017**: Played in four games as a backup tight end and on special teams ... **2016**: Did not see action and was red-shirted ... Member of the 2016 signing class ... **HIGH SCHOOL**: Listed as a 4-star recruit by 247Sports, Scout and ESPN ... Ranked the fourth-best TE/H-back in the country by ESPN and the No. 12 TE by 247Sports ... Listed as the No. 1 athlete in Tennessee by Scout ... Ranked No. 202 overall on the Scout300 list ... As a senior at Cookeville, caught 25 passes for 379 yards while adding 356 yards on the ground for a total of 11 TDs ... Selected to the Tennessee Sports Writers Association's All-State team ... Named first team All-State at TE by USA Today ... Coached in high school by Jimmy Maynard.

ANGEL'S CAREER STATISTICS**—RECEIVING—**

Year	G-S	Rec	Yds	TD	Lg	Avg.
2017	4-0	0	0	0	0	--
2018	2-0	0	0	0	0	--
Total	6-0	0	0	0	0	--

**14 - ZIKERRION BAKER**

6-1 • 228 • FR-RS • LB
MOORINGSPOrts, LA.
(MINDEN)

Has appeared in five games as a backup linebacker ... *vs. Texas Tech (9/1/18)*: Made career debut in the season opener ... **2017**: Did not see any action and was redshirted ... *vs. Southern Illinois (9/8/18)*: Tallied two total tackles ... *vs. #1 Alabama (9/15/18)*: Recorded one total tackle ... *vs. Kent State (9/22/18)*: Played in a reserve role at linebacker ... *at #5 LSU (9/29/18)*: Tallied one solo tackle a reserve role ... **HIGH SCHOOL**: Rated a 3-star recruit by 247Sports and a 2-star prospect by Rivals ... Rated the nation's No. 67 inside linebacker by 247Sports ... Two-time Louisiana Sports Writers Association First Team All-State selection ... Helped Minden reach the 4A state championship game as a senior, while compiling 81 tackles, 13 tackles for loss, six sacks and six forced fumbles ... Times Picayune 4A Defensive Player of the Year and Shreveport Times All-Area Defensive Player of the Year as a junior when he racked up 103 tackles and five sacks ... Coached in high school by Spencer Heard ... **PERSONAL**: Son of Raquel Baker and Benny Jackson ... Full name is Zikerrion K Baker ... Born: Aug. 4, 1998 ... Exercise science major.

BAKER'S CAREER STATISTICS**—DEFENSE—**

Year	G-S	UT	AT	TT	TFL-YDS	Sacks-Yds
2018	5-0	1	3	4	0.0-0	0.0-0
Total	5-0	1	3	4	0.0-0	0.0-0

Year	FF	FR	PD	QBH	INT	BLK
2018	0	0	0	0	0	0
Total	0	0	0	0	0	0

BAKER'S CAREER HIGHS

TACKLES: 2, *vs. Southern Illinois (9/8/18)*

**6 - MILES BATTLE**

6-4 • 195 • FR-HS • WR
HOUSTON, TEXAS
(CYPRESS CREEK)

vs. Southern Illinois (9/8/18): Made Rebel debut in win over the Salukis ... **HIGH SCHOOL**: Rated a four-star recruit by 247Sports, Rivals and ESPN ... Ranked as the No. 330 recruit in the nation and the No. 56 wide receiver in the 2018 class by 247Sports Composite ... Listed as the No. 37 prospect in the state of Texas by 247Sports and No. 43 by Rivals ... Tabbed the No. 52 receiver in the 2018 class by 247Sports and No. 56 by Rivals ... Played for Team National in the Offense-Defense All-American Bowl ... Member of 2018 Austin American-Statesman Fabulous 55 ... Hauled in 52 catches for 761 yards and 13 touchdowns as a senior ... Finished high school career with 2,036 yards receiving and 30 total touchdowns ... Was a three-time 17-6A all-district selection, earning unanimous first team honors as a junior and senior ... Coached by Greg McCaig.

BATTLE'S CAREER STATISTICS**—RECEIVING—**

Year	G-S	Rec	Yds	TD	Lg	Avg.
2018	1-0	0	0	0	0	--
Total	1-0	0	0	0	0	--

**43 - DETRIC BING-DUKES**

6-1 • 253 • SR-2L • LB
TUCKER, GA.
(TUCKER/GEORGIA/IOWA WESTERN)

Has seen action in 25 career games ...
Texas Tech (9/1/18): Made 2018 debut vs.

and recorded four tackles ... *vs. Southern Illinois (9/8/18)*: Tallied two total tackles in win ... *vs. Kent State (9/22/18)*: Saw action off the bench as a linebacker, but did not record any stats ... *at #5 LSU (9/29/18)*: Saw action off the bench at linebacker, but didn't record any stats ... **2017**: Played in 11 games, making five starts at Mike linebacker ... **2016**: Saw action in 10 games with three starts at Mike linebacker ... Tied for seventh on team with 41 tackles ... **JUNIOR COLLEGE**: Helped Iowa Western to a 10-2 record in 2015, contributing 76 total tackles, 2.5 sacks, two interceptions and a fumble recovery ... **POSTED** double-digit tackles on three occasions ... **GEORGIA (2014)**: Redshirted his true freshman year in Athens ... Coached at Georgia by Mark Richt ... **HIGH SCHOOL**: A 4-star prospect coming out of Tucker High School ... Rated as the No. 14 middle linebacker in the country by *Scout* and No. 19 by *Rivals* ... Helped Tucker to back-to-back state playoff berths, including a Class AAAAA state runner-up finish as a senior in 2013 when he was named first team.

BING-DUKES' CAREER STATISTICS**—DEFENSE—**

Year	G-S	UT	AT	TT	TFL-YDS	Sacks-Yds
2016	10-3	19	22	41	3.0-8	0.0-0
2017	11-5	9	15	24	0.0-0	0.0-0
2018	4-0	2	4	6	0.0-0	0.0-0
Total	25-8	32	41	71	3.0-8	0.0-0

Year	FF	FR	PD	QBH	INT	BLK
2016	0	0	0	1	0	0
2017	0	0	0	1	0	0
2018	0	0	0	0	0	0
Total	0	0	0	2	0	0

BING-DUKES' CAREER HIGHS

TACKLES: 8, 2x, MR: at LSU (10/22/16)
SOLO TACKLES: 4, 3x, MR vs. UT Martin (9/9/17)
TFLs: 2.0, at LSU (10/22/16)
QB HURRIES: 1, 2x, MR: at Cal (9/16/17)

**94 - QUENTIN BIVENS**

6-2 • 298 • FR-RS • DT
WAYNESBORO, MISS.
(WAYNE COUNTY)

vs. Texas Tech (9/1/18): Made career debut in the opener ... *vs. Southern Illinois*

(9/8/18): Appeared as a reserved defensive lineman and did not record any stats ... **HIGH SCHOOL**: Tabbed a consensus three-star recruit by *Rivals*, *247Sports* and *ESPN* ... Rated as high as the No. 16 player in Mississippi (*ESPN*) ... *247Sports* ranked him the No. 23 player in the state, and *Rivals* slotted him at No. 26 ... Rated the No. 66 DT in the country by *ESPN* and No. 93 by *247Sports* ... Coached by Todd Mangum.

BIVENS' CAREER STATISTICS**—DEFENSE—**

Year	G-S	UT	AT	TT	TFL-YDS	Sacks-Yds
2018	2-0	0	0	0	0-0.0	0-0
Total	2-0	0	0	0	0-0.0	0-0

Year	FF	FR	PD	QBH	INT	BLK
2018	0	0	0	0	0	0
Total	0	0	0	0	0	0

**1 - A.J. BROWN**

6-1 • 230 • JR-2L • WR
STARKVILLE, MISS.
(STARKVILLE)

Appeared in 29 career games, with 18 starts ... His 453 receiving yards currently

rank second in the SEC and 17th in the nation ... Currently sits in seventh place on Ole Miss' career charts in receiving yards (2,117) ... *vs. Texas Tech (9/1/18)*: Made his 2018 debut and recorded seven receptions for 93 yards and a TD ... *vs. Southern Illinois (9/8/18)*: Hauled in eight catches for 158 yards and two touchdowns ... *vs. #1 Alabama (9/15/18)*: Tallied four receptions for 34 yards ... *vs. Kent State (9/22/18)*: Hauled in seven catches for 96 yards ... *at #5 LSU (9/29/18)*: Tallied a season-high nine catches for 72 yards, including a long of 35 yards ... Selected as a 2018 Preseason All-America first team (*Athlon*, *Phil Steele* and *Sporting News*) and second team by *Lindy's* ... Preseason All-SEC first team (*Athlon*, *Lindy's* and *Phil Steele*) ... **2017**: Selected to numerous All-American teams, receiving second team laurels from *Phil Steele* and third team recognition from the *Associated Press* ... Tabbed First Team All-SEC by the league coaches, *AP* and *Phil Steele*, while pulling in second team honors from *Athlon* ... 1-of-10 semifinalists for the Biletnikoff Award (11/13) ... 2017 recipient of the C Spire Conerly Trophy (best player in Mississippi) ... Broke the Ole Miss record for single-season receiving yards ... Tied the single-season school record for receiving touchdowns ... Led the SEC and ranked 10th in the nation in receiving yards ... Also led the league, ranking 11th in the nation, in receiving touchdowns ... Became only the third receiver in Ole Miss history to go over 1,000 in a season ... Caught the third most passes in a single season in Rebel history ... **2016**: True freshman played in every game at WR with one start ... Finished fifth on team with 29 catches and 412 receiving yards ... Hauled in a pair of TD grabs ... Fourth among SEC freshmen with 2.4 catches/game and fifth with 34.3 receiving ypg ... **HIGH SCHOOL**: An *Under Armour* All-America selection ... A consensus 4-star prospect by the major recruiting services ... Ranked the No. 45 overall recruit by *Scout*, No. 47 by *247Sports*, No. 53 by *Rivals* and No. 66 by *ESPN* ... Listed as the No. 5 WR in the country by *247Sports* and *Scout* ...

Ranked the second-best player in the state by *247Sports* and third-best by *Scout* ... Caught four passes for 79 yards a TD in the *Under Armour* All-America Game ... As a senior, led Starkville to a 6A state championship ... Racked up 83 catches for 1,371 and 13 TDs ... Named first team All-State by *USA Today*, *The Clarion-Ledger* and the *Mississippi Association of Coaches* ... Selected to *The Clarion-Ledger's* Dandy Dozen ... Became the second-ever player to be selected to both the *Under Armour* football and baseball All-American games ... Coached in high school by Ricky Woods

BROWN'S CAREER STATISTICS**—RECEIVING—**


Year	G-S	Rec	Yds	TD	Lg	Avg.
2016	12-1	29	412	2	37	14.2
2017	12-12	75	1252	11	77	16.7
2018	5-5	35	453	3	46	12.9
Total	28-18	139	2117	16	77	15.2

—PUNT RETURNS—

Year	G	Ret	Yds	TD	Lg	Avg.
2016	12	0	0	0	0	0.0
2017	12	7	47	0	19	6.7
2018	3	0	0	0	0	0.0
Total	25	7	47	0	19	6.7

A.J. BROWN'S CAREER HIGHS

RECEPTIONS: 14, vs. Louisiana (11/11/17)
RECEIVING YARDS: 233, vs. South Alabama (9/2/17)
LONG RECEPTION: 77, 2x, MR at Mississippi State (11/23/17)
RECEIVING TDs: 2, 5x, MR: vs. Southern Illinois (9/8/18)
PUNT RETURNS: 2, 2x, MR: vs. UT Martin (9/9/17)
ALL-PURPOSE YARDS: 240, vs. South Alabama (9/2/17)

**55 - BEN BROWN**

6-5 • 300 • FR-RS • OL
VICKSBURG, MISS.
(ST. ALOYSIUS)

Has started every game this season at right guard ... Has allowed just one sack and one

hurry on 129 pass blocks ... *vs. Texas Tech (9/1/18)*: Made his first career start in win over Red Raiders ... Helped block for Scottie Phillips' 200-yard rushing performance, just the 10th such performance in school history ... *vs. Southern Illinois (9/8/18)*: Started vs. the Salukis and graded out as the top performer on the o-line ... Helped the Rebels put up 76 points, the fifth-most in school history ... Ole Miss' 629 total yards were the sixth-most in school history, while the 470 team passing yards were second-most ever by a Rebels team ... *vs. Alabama (9/15/18)*: Made third-career start at right guard ... *vs. Kent State (9/22/18)*: Made start at right guard ... Helped pass block for Jordan's Ta'amu's 442-yard passing effort, the fourth-most yards in school history ... *at #5 LSU (9/29/18)*: Graded out at 79 percent in start at right guard ... Played in 58 total plays with no missed assignments ... **2017**: Did not see any action and was redshirted ... **HIGH SCHOOL**: *MaxPreps* Small School All-America second team ... A consensus 3-star recruit by all the major recruiting services ... Ranked the No. 1 offensive tackle recruit in Mississippi as well as the state's 13th-best player by *Scout* ... Coached in high school by Bobby Smithhart.

**96 - MAC BROWN**

6-3 • 196 • SO-1L • P
EDEN PRAIRIE, MINN.
(SAINT THOMAS ACADEMY)

vs. *Texas Tech* (9/1/18): Punted three times in season-opening win vs. Texas Tech, averaging 30.7 yards per punt ... vs. *Southern Illinois* (9/8/18): Punted twice with an average of 38.5 yards ... vs. *Alabama* (9/15/18): Tallied a career-high nine punts, for an average of 40.6 yards per punt ... vs. *Alabama* (9/15/18): Tallied a career-high nine punts, for an average of 40.6 yards per punt ... vs. *Kent State* (9/22/18): Punted four punts for an average of 36.8 yards ... at *#5 LSU* (9/29/18): Punted six times for an average of 47.8 yards including a career-long punt of 63 yards ... **2017:** Appeared in four games as a punter, punting five times for an average of 42.2 yards per punt ... **2016:** Did not see action and was redshirted ... Non-scholarship player who joined the team for fall camp ... **HIGH SCHOOL:** Helped Saint Thomas Academy to the state championship game as a senior by averaging 46 yards per punt as well as adding 1,364 all-purpose yards with 13 TDs ... Named first team All-State by **AP** at punter ... Named first team All-Metro by the **Star Tribune** ... Holds state record for longest punt (87 yards) ... Named National Specialist of the Week by **Kohl's Kicking** ... Coached by Dave Ziebarth.

BROWN'S CAREER STATISTICS**—PUNTING—**

Year	G	No.	Yds	LP	Avg	Blk	I20
2017	4	5	211	54	42.2	0	0
2018	5	24	968	63	40.3	0	4
Total	9	29	1179	63	40.7	0	4

BROWN'S CAREER HIGHS

PUNTS: 9, vs. Alabama (9/15/18)
PUNTING YARDS: 365, vs. Alabama (9/15/18)
LONGEST PUNT: 63, at LSU (9/29/18)

**25 - D.K. BUFORD**

5-11 • 232 • SR-3L • RB
OXFORD, MISS.
(LAFAYETTE)

Has appeared in 37 career games ... vs. *Texas Tech* (9/1/18): Returned one kickoff for 16 yards ... vs. *Southern Illinois* (9/8/18): Appeared on special teams and didn't record any stats ... Made his 2018 debut ... vs. *#1 Alabama* (9/15/18): Appeared on special teams ... vs. *Kent State* (9/22/18): Appeared on special teams in win over Kent State ... at *#5 LSU* (9/29/18): Saw action but did not record any stats ... **2017:** Played in all 12 games, both as a backup running back and on special teams ... **2016:** Played in 10 games as a backup RB and on special teams ... Totaled 10 carries for 29 yards, as well as two special teams tackles ... **2015:** Played in 10 games as a reserve running back and on special teams ... Totaled 78 yards on seven rushes with a TD ... **HIGH SCHOOL:** Selected to play in the 2014 Offense-Defense All-American Bowl ... Listed as a 4-star recruit by **247Sports** and **ESPN**.

BUFORD'S CAREER STATISTICS**—RUSHING—**

Year	G-S	Att	Yds	TD	Lg	Avg.
2015	10-0	7	78	1	38	11.1
2016	10-0	10	29	0	9	2.9
2017	12-0	8	28	0	7	3.5
2018	5-0	0	0	0	0	0.0
Total	37-0	25	135	1	38	5.4

BUFORD'S CAREER HIGHS

RUSHING ATTEMPTS: 5, vs. Memphis (10/1/16)
RUSHING YARDS: 68, vs. UT Martin (9/5/15)
LONGEST RUSH: 38, vs. UT Martin (9/5/15)
RUSHING TDs: 1, vs. UT Martin (9/5/15)

**32 - JOSH CLARKE**

6-2 • 217 • FR-RS • LB
JEFFERSON, LA.
(RIVERDALE)

Texas Tech (9/1/18): Did not record any stats in his Ole Miss debut ... vs. *Southern Illinois* (9/8/18): Tallied one tackle in win over the Salukis ... vs. *Alabama* (9/15/18): Played in reserve role and did not record any stats ... vs. *Kent State* (9/22/18): Made first career start and tallied one tackle before coming out of the game due to an ankle injury ... **2017:** Did not see any action and was redshirted ... **HIGH SCHOOL:** A 4-star recruit according to ESPN, cracking the ESPN 300 national list at No. 287 ... Rated the No. 18 linebacker in the nation as well as the No. 12 recruit out of the state of Louisiana ... A 3-star recruit by 247Sports, Rivals and Scout ... Rated by Scout as the No. 2 OLB out of Louisiana ... Coached in high school by Nick Brumfield.

CLARKE'S CAREER STATISTICS**—DEFENSE—**

Year	G-S	UT	AT	TT	TFL-YDS	Sacks-Yds
2018	4-1	0	2	2	0-0.0	0-0
Total	4-1	0	2	2	0-0.0	0-0

Year	FF	FR	PD	QBH	INT	BLK
2018	0	0	0	0	0	0
Total	0	0	0	0	0	0

**40 - JOSIAH COATNEY**

6-2 • 217 • JR-1L • DT
DOUGLASVILLE, GA.
(CHAPEL HILL/HOLMES CC)

Has started every game all but one game for Ole Miss since arriving on campus ... Made his 2018 debut vs. *Texas Tech* and registered five tackles and 1.5 tackles for loss ... vs. *Southern Illinois* (9/8/18): Tallied six total tackles in win over the Salukis ... vs. *#1 Alabama* (9/15/18): Recorded four total tackles, including three solo stops ... vs. *Kent State* (9/22/18): Made four tackles, all of which were solo, and one tackle for loss ... at *#5 LSU* (9/29/18): Tallied a career-high nine tackles and a half tackle for loss vs. the Tigers ... Named to the Preseason All-SEC fourth team by **Athlon** ... **2017:** Started every game on the defensive line, ranking third on the team in total tackles ... **2016:** Did not see action and was redshirted ... **JUNIOR COLLEGE:** A **MACJC** first team All-State selection after finishing third on the Holmes team with 46 tackles as a freshman ... Added 8.5 tackles for loss, three sacks and two blocked kicks ... Returned an interception for a 30-yard touchdown and a fumble recovery for a 4-yard score ... Coached in junior college by Jeff Koonz ... **HIGH SCHOOL:** Attended Chapel Hill High School ... A 4-star recruit who was rated as the No. 31 defensive tackle in the country by **ESPN**.

COATNEY'S CAREER STATISTICS**—DEFENSE—**

Year	G-S	UT	AT	TT	TFL-YDS	Sacks-Yds
2017	12-12	24	41	65	8.0-30	3.5-24
2018	5-4	10	18	28	3.0-5	0.0-0
Total	17-16	34	59	93	11.0-35	3.5-24

Year	FF	FR	PD	QBH	INT	BLK
2017	1	0	0	2	0	0
2018	0	0	1	1	0	0
Total	1	0	1	3	0	0

COATNEY'S CAREER HIGHS

TACKLES: 9, at LSU (9/29/18)
SOLO TACKLES: 4, 3x, MR: vs. Kent State (9/22/18)
TFLs: 2.5, at Kentucky (11/4/17)
SACKS: 2.0, at Kentucky (11/4/17)
PASSES DEFENDED: 1, vs. Southern Illinois (9/8/18)
FORCED FUMBLES: 1, vs. Mississippi State (11/23/17)
QB HURRIES: 1, 3x, MR: vs. Southern Illinois (9/8/18)

**97 - SPENCER COLE**

6-0 • 210 • JR-TR • P
FLOWOOD, MISS.
(RANKIN/HINDS CC)

vs. Southern Illinois (9/8/18): Appeared in first career game for Ole Miss, recording one kickoff ... **HIGH SCHOOL:** Played punter and kicker for Northwest Rankin ... Earned 10 letters ... Named to first team All State in 2015-16 and second team All State in 2014-15. Coached in high school by Toby Collums ... Also ran track and played soccer.

COLE'S CAREER STATISTICS**—KICK OFF—**

Year	G-S	Att	Yds	Avg	TB	OB
2018	1-0	1	40	40.0	0	0
Total	1-0	1	40	40.0	0	0

COLE'S CAREER HIGHS

KICKOFF: 1, *vs. Southern Illinois (9/8/18)*

KICKOFF YARDS: 40, *vs. Southern Illinois (9/8/18)*

**15 - OCTAVIOUS COOLEY**

6-3 • 265 • JR-2L • TE
LAUREL, MISS.
(LAUREL)

Made his 2018 debut *vs. Texas Tech (9/1/2018)* and did not record any stats ... *vs. Southern Illinois (9/8/18):* Appeared *vs. the Salukis* in a reserve role ... *vs. #1 Alabama (9/15/18):* Appeared as a backup tight end ... *vs. Kent State (9/22/18):* Played in a reserve role as backup tight end ... *at #5 LSU (9/29/18):* Saw playing time as a reserve tight end but didn't record any stats ... **2017:** Appeared in 10 games as a backup tight end and recorded four receptions for 66 yards ... **2016:** True freshman played in four games ... **HIGH SCHOOL:** A second team MaxPreps All-American and first team MaxPreps Medium Schools All-American ... A 4-star recruit by 247Sports, ESPN and Scout ... Ranked the 39th-best overall recruit and third-best tight end in the nation by Scout ... Also ranked as a top 300 national recruit by 247Sports and ESPN.

COOLEY'S CAREER STATISTICS**—RECEIVING—**

Year	G-S	Rec	Yds	TD	Lg	Avg.
2016	4-0	0	0	0	--	--
2017	10-0	4	66	0	31	16.5
2018	5-0	0	0	0	--	--
Total	19-0	4	66	0	31	16.5

COOLEY'S CAREER HIGHS

RECEPTIONS: 2, *vs. Arkansas (10/28/17)*

RECEIVING YARDS: 49, *vs. Arkansas (10/28/17)*

LONG RECEPTION: 31, *vs. Arkansas (10/28/17)*

**2 - MATT CORRAL**

6-1 • 205 • FR-HS • QB
VENTURA, CALIF.
(LONG BEACH POLY)

vs. Southern Illinois (9/8/18): Made collegiate debut in win over Salukis ... Completed 1-of-2 passes for 31 yards ... Tallied first career touchdown with a one yard touchdown run ... **HIGH SCHOOL:** A U.S. Army All-America selection ... Rated a consensus four-star prospect ... A top-100 recruit by all major recruiting services ... Rated the No. 60 player overall in the 2018 class per the 247Sports Composite ... Ranked No. 74 overall prospect by Rivals, No. 86 by 247Sports ... Member of the ESPN 300, ranked No. 90 ... Touted as the No. 3 ranked pro-style quarterback in the 2018 class by Rivals, No. 4 by 247Sports and No. 6 by ESPN ... A top-10 recruit in the state of California according to ESPN and Rivals ... Was an Elite 11 QB that participated in the 2017 Opening Finals ... Participated in the Rivals100 Five-Star Challenge ... Threw for 2,495 yards and 29 touchdowns during senior year at Long Beach Poly ... Accounted for over 11,000 yards and 123 TDs as a four-year starter for Long Beach and Oaks Christian ... Represented the West team in 2018 U.S. Army All-American Bowl ... Coached by Antonio Pierce.

CORRAL'S CAREER STATISTICS**—PASSING—**

Year	G-S	Cmp-Att	Pct.	Yds	TD	INT	LP
2018	1-0	1-2	50.0	31	0	0	31
Total	1-0	1-2	50.0	31	0	0	31

—RUSHING—

Year	G-S	Att	Yds	TD	Lg	Avg.
2018	1-0	1	1	1	1	1.0
Total	1-0	1	1	1	1	1.0

—TOTAL OFFENSE—

Year	G-S	Rush	Pass	Total	Avg/G
2018	1-0	1	31	32	32.0
Total	1-0	1	31	32	32.0

CORRAL'S CAREER HIGHS

PASSING ATTEMPTS: 2, *vs. Southern Illinois (9/8/18)*

COMPLETIONS: 1, *vs. Southern Illinois (9/8/18)*

PASSING YARDS: 31, *vs. Southern Illinois (9/8/18)*

PASSING TDs: --

LONG COMPLETION: 31, *vs. Southern Illinois (9/8/18)*

RUSHING ATTEMPTS: 1, *vs. Southern Illinois (9/8/18)*

RUSHING YARDS: 1, *vs. Southern Illinois (9/8/18)*

RUSHING TOUCHDOWNS: 1, *vs. Southern Illinois (9/8/18)*

LONGEST RUSH: 1, *vs. Southern Illinois (9/8/18)*

TOTAL OFFENSE YARDS: 32, *vs. Southern Illinois (9/8/18)*

TOTAL TOUCHDOWNS: 1, *vs. Southern Illinois (9/8/18)*

**25 - MONTRELL CUSTIS**

6-0 • 173 • JR-2L • DB
JONESBORO, GA.
(LOVEJOY)

Out remainder of 2018 season with torn ACL ... Made his 2018 debut *vs. Texas Tech (9/1/2018)* and recorded a career-high seven tackles, including one tackle-for-loss and four PBUs ... *vs. Southern Illinois (9/8/18):* Started and tallied three total tackles in win over the Salukis ... *vs. Alabama (9/15/18):* Recorded three total tackles before sustaining season-ending knee injury ... **2017:** Appeared in 10 games as a backup defensive back and recorded 11 tackles ... **2016:** Played in nine games as a backup defensive back and on special teams, registering nine tackles ... **HIGH SCHOOL:** Rated a 4-star prospect and the No. 28 safety in the nation by Scout ... Tabbed the 34th-best cornerback in the country by ESPN ... The No. 28 prospect from Georgia, according to Scout.

CUSTIS' CAREER STATISTICS**—DEFENSE—**

Year	G-S	UT	AT	TT	TFL-YDS	Sacks-Yds
2016	9-0	5	4	9	0.0-0	0.0-0
2017	10-0	8	3	11	0.0-0	0.0-0
2018	3-3	12	1	13	1.0-1	0.0-0
Total	22-3	25	8	33	1.0-1	0.0-0

Year	FF	FR	PD	QBH	INT	BLK
2016	0	0	2	0	0	0
2017	0	1	0	2	0	0
2018	0	0	4	0	0	0
Total	0	1	6	2	0	0

CUSTIS' CAREER HIGHS

TACKLES: 7, *vs. Texas Tech (9/1/18)*

SOLO TACKLES: 7, *vs. Texas Tech (9/1/18)*

PASSES DEFENDED: 4, *vs. Texas Tech (9/1/18)*

QB HURRIES: 1, 2x, MR: at No. 12 Auburn (10/7/17)

FUMBLE RECOVERIES: 1, at Mississippi State (11/23/17)

**3 - VERNON DASHER**

6-1 • 205 • FR-HS • LB
BAXLEY, GA.
(APPLING COUNTY/COFFEYVILLE)

vs. Texas Tech (9/1/18): Made his Ole Miss debut and recorded five tackles ... *vs. Southern Illinois (9/8/18):* Tallied five total tackles in win over the Salukis ... Recorded first career interception and returned it 88 yards for a touchdown ... Named to Pro Football Focus' Week 2 SEC Team of the Week ... *vs. Kent State (9/22/18):* Started in the Star position, but did not record any stats ... *at #5 LSU (9/29/18):* Got the start at the Star position and tallied two total tackles ... **JUNIOR COLLEGE (Coffeyville CC):** Rated a three-star JUCO recruit by *Rivals* ... Earned 2017 NJCAA first team All-America honors ... Named the 2017 Kansas Jayhawk Community College Conference (KJCCC) Defensive MVP and KJCCC First Team All-Conference ... Was a dominating force on the Red Ravens defense with 98 tackles, two sacks, three interceptions, two fumble recoveries, 1 forced fumble and four touchdowns as a sophomore ... Responsible for 71 total tackles, 10 TFL, one fumble recovery and two forced fumbles as a freshman ... Coached at Coffeyville by Aaron Flores.

DASHER'S CAREER STATISTICS**—DEFENSE—**

Year	G-S	UT	AT	TT	TFL-YDS	Sacks-Yds
2018	3-1	7	5	12	0.0-0	0.0-0
Total	4-2	7	5	12	0.0-0	0.0-0

Year	FF	FR	PD	QBH	INT	BLK
2018	0	0	2	0	1	0
Total	0	1	2	2	1	0

DASHER'S CAREER HIGHS

TACKLES: 5, 2x, MR: *vs. Southern Illinois (9/8/18)*
SOLO TACKLES: 4, *vs. Southern Illinois (9/8/18)*
PASSES DEFENDED: 2, *vs. Southern Illinois (9/8/18)*
INTERCEPTIONS: 1, *vs. Southern Illinois (9/8/18)*
TOUCHDOWN: 1, *vs. Southern Illinois (9/8/18)*

**25 - SINCERE DAVID**

6-1 • 333 • FR-RS • DT
JACKSONVILLE, FLA.
(SANDALWOOD)

vs. Texas Tech (9/1/18): Appeared in a backup role at defensive tackle ... *vs. Southern Illinois (9/8/18):* Played as a backup but did not record any stats ... *vs. #1 Alabama (9/15/18):* Saw the field in loss ... *vs. Kent State (9/22/18):* Played as backup DT ... **2017:** Did not see any action and was redshirted ... Member of 2017 signing class ... **HIGH SCHOOL:** A consensus 3-star prospect ... Rated the No. 62 defensive tackle by ESPN, No. 77 by 247Sports and No. 80 by Scout ... Scout also rated him the No. 7 defensive tackle in Florida ... Named an All-Gateway Conference selection ... Associated Press Class 8A All-State team ... First team all-coast selection by the Florida Times-Union as a junior ... Helped lead Sandalwood to the state playoffs three of four years.

DAVID'S CAREER STATISTICS**—DEFENSE—**

Year	G-S	UT	AT	TT	TFL-YDS	Sacks-Yds
2018	3-0	0	0	0	0.0-0	0.0-0
Total	3-0	0	0	0	0.0-0	0.0-0

Year	FF	FR	PD	QBH	INT	BLK
2018	0	0	4	0	0	0
Total	0	1	6	2	0	0

**90 - ROSS DONELLY**

6-1 • 309 • SR-3L • DT
HOUSTON, TEXAS
(CY-FAIR)

Made 30 career appearances in a Rebel uniform ... *vs. Texas Tech (9/1/18):* Tallied two tackles and a half tackle-for-loss ... *vs. Southern Illinois (9/8/18):* Recorded three tackles and a half sack in win over the Salukis ... *vs. #1 Alabama (9/15/18):* Had two total tackles in reserve role ... *vs. Kent State (9/22/18):* Played as a reserve defensive tackle but didn't record any stats ... *at #5 LSU (9/29/18):* Played as a backup defensive tackle and recorded a season-high four total tackles ... **2017:** Appeared in nine games as a backup defensive tackle, registering 20 tackles ... **2016:** Played in nine games as a backup defensive tackle ... Totaled five tackles and 0.5 TFL on the year ... **2015:** Played in seven games as a backup nose tackle ... **HIGH SCHOOL:** Rated a 4-star recruit and the No. 29 defensive tackle in the country by ESPN ... Tabbed the nation's 43rd-best DT by Scout ... Coached in high school by Ed Pustejovsky.

DONELLY'S CAREER STATISTICS**—DEFENSE—**

Year	G-S	UT	AT	TT	TFL-YDS	Sacks-Yds
2015	7-0	4	2	6	0.0-0	0.0-0
2016	9-0	2	3	5	0.5-1	0.0-0
2017	9-0	5	15	20	0.0-0	0.0-0
2018	5-0	1	10	11	1.0-3	0.5-2
Total	30-0	12	30	42	1.5-4	0.5-2

DONELLY'S CAREER HIGHS

TACKLES: 6, at Mississippi State (11/23/17)
SOLO TACKLES: 2x, MR, at Mississippi State (11/23/17)
TFLs: 0.5, 3x, MR *vs. Southern Illinois (9/8/18)*

**14 - VICTOR EVANS**

6-3 • 234 • SR-3L • DE
DALLAS, TEXAS
(SKYLINE)

Has appeared in four games in 2018, making two starts at defensive end ... Made his 2018 debut *vs. Texas Tech (9/1/18)* and recorded five tackles ... *vs. Southern Illinois (9/8/18):* Recorded four solo tackles and a 56-yard fumble recovery return for a TD in win over the Salukis ... Named to Pro Football Focus' Week 2 SEC Team of the Week ... *vs. #1 Alabama (9/15/18):* Tallied two tackles and one quarterback hurry in first start of the season at defensive end ... *vs. Kent State (9/22/18):* Recorded four tackles and a career-high 2.5 tackles for loss ... **2017:** Appeared in five games, making four starts at defensive end before suffering a season-ending injury ... **2016:** Played in 11 games as a backup DE ... Totaled 14 tackles, 2.5 TFLs and a forced fumble on the year ... **2015:** Played in 11 games as a reserve DE and on special teams ... Totaled 16 tackles, 2.0 TFLs and two QB hurries ... **HIGH SCHOOL:** A consensus 3-star prospect ... Rated the nation's No. 46 weakside defensive end by 247Sports and the No. 48 defensive end by Scout ... Listed as the 60th-best prospect in Texas by Scout ... Coached in high school by Reginald Samples.

V. EVANS' CAREER STATISTICS**—DEFENSE—**

Year	G-S	UT	AT	TT	TFL-YDS	Sacks-Yds
2015	11-0	8	8	16	2.0-5	0.0-0
2016	11-0	7	7	14	2.5-13	0.0-0
2017	5-4	8	10	18	5.0-18	0.5-5
2018	4-2	10	5	15	4.5-16	0.5-3
Total	31-6	31	33	63	14.0-58	1.0-8

Year	FF	FR	PD	QBH	INT	BLK
2015	0	0	0	2	0	0
2016	1	0	0	2	0	0
2017	0	0	0	3	0	0
2018	0	1	0	2	0	0
Total	1	1	0	9	0	0

EVANS' CAREER HIGHS

TACKLES: 7, *vs. UT Martin (9/9/17)*
SOLO TACKLES: 4, *vs. Southern Illinois (9/8/18)*
TFLs: 2.5, 2x, MR: *vs. Kent State (9/22/18)*
SACKS: 0.5, 2x, MR: *vs. Kent State (9/22/18)*
FORCED FUMBLES: 1, at LSU (10/22/16)
FUMBLE RECOVERIES: 1, *vs. Southern Illinois (9/8/18)*
TOUCHDOWNS: 1, *vs. Southern Illinois (9/8/18)*
QB HURRIES: 2, at No. 12 Auburn (10/7/17)

**67 - ALEX GIVENS**

6-6 • 305 • JR-2L • OL
NASHVILLE, TENN.
(NASHVILLE CHRISTIAN SCHOOL)

Has started every game in 2018 at right tackle ... Has made 17 career starts, 10 at RT and seven at RG ... *vs. Texas Tech (9/1/18)*: Made his 2018 debut and started the game at guard ... Was named to the SEC and NCAA Pro Football Focus Teams of the Week following performance again Tech ... Helped block for Scottie Phillips' 200-yard rushing performance, just the 10th such performance in school history ... *vs. Southern Illinois (9/8/18)*: Helped the Rebels put up 76 points, the fifth-most in school history ... Ole Miss' 629 total yards were the sixth-most in school history, while the 470 team passing yards were second-most ever by a Rebels team ... *vs. Alabama (9/15/18)*: Started at right tackle vs. the Crimson Tide ... *vs. Kent State (9/22/18)*: Made start at right tackle ... Helped pass block for Jordan's Ta'amu's 442-yard passing effort, the fourth-most yards in school history ... *at #5 LSU (9/29/18)*: Played 73 of the 75 offensive plays vs. the Tigers and graded out as the top Ole Miss offensive lineman ... **2017**: Appeared in 10 games, making seven starts on the offensive line at guard ... **2016**: Freshman All-SEC second team (*Athlon*) ... Played in every game with five starts at right tackle ... **HIGH SCHOOL**: Rated a 4-star prospect by **247Sports** ... Listed as the No. 30 offensive tackle in the nation and the No. 11 prospect in Tennessee by **247Sports** ... Listed as the No. 15 prospect in Tennessee by **Scout**, No. 21 by **Rivals** and No. 23 by **ESPN** ... Coached in high school by Jeff Brothers.

**78 - TONY GRAY**

6-5 • 311 • FR-RS • OL
LOGANVILLE, GA.
(GRAYSON)

vs. Southern Illinois (9/8/18): Made first career appearance as a reserved lineman in win over the Salukis ... *vs. #1 Alabama (9/15/18)*: Appeared in a reserve role on the offensive line ... *vs. Kent State (9/22/18)*: Played in win over Kent State as backup on the offensive line ... **2017**: Did not see any action and was redshirted ... Member of the 2017 signing class ... **HIGH SCHOOL**: Ranked a 3-star prospect by all the major recruiting services ... Considered the No. 28 offensive guard prospect in the nation and the No. 42 recruit in Georgia by **ESPN.com**

**21 - JAVIEN HAMILTON**

5-10 • 177 • SR-1L • DB
LOUIN, MISS.
(BAY SPRINGS/JONES COUNTY JC)

Made his 2018 debut *vs. Texas Tech (9/1/18)* and registered five tackles, including for for loss ... *vs. Southern Illinois (9/8/18)*: Appeared as a reserve defensive back in the win over the Salukis, but did not record any stats ... *vs. #1 Alabama (9/15/18)*: Made first start of the season at cornerback and tallied two tackles ... *vs. Kent State (9/22/18)*: Started at cornerback and recorded one solo tackle and one pass breakup ... *at #5 LSU (9/29/18)*: Saw action off the bench as a cornerback and tallied three total tackles and one pass breakup ... **2017**: Appeared in all 12 games, making four starts as a cornerback ... **JUNIOR COLLEGE**: Rated a 4-star prospect and the No. 24 overall junior college recruit in the country by **ESPN** ... Tabbed the sixth-best JUCO CB in the nation by **ESPN** ... Rated a 3-star prospect by the other major recruiting services ... Member of the **ESPN JUCO 50** and the **Scout JUCO Top 100** ... Second team All-MACJC selection as a sophomore after finishing with 27 tackles and a forced fumble in nine games ... As a freshman, averaged 23.3 yards per kick return and had 22 tackles on defense ... **HIGH SCHOOL**: As a senior at Bay Springs High School, collected 28 tackles and had one interception ... Also had 451 all-purpose yards and four touchdowns on offense ... Coached in high school by Dan Brady.

HAMILTON'S CAREER STATISTICS**—DEFENSE—**

Year	G-S	UT	AT	TT	TFL-YDS	Sacks-Yds
2017	12-4	14	6	20	0.0-0	0.0-0
2018	5-2	7	4	11	1.0-4	0.0-0
Total	17-6	21	10	31	1.0-4	0.0-0

Year	CF	FR	PD	QBH	INT	BLK
2017	0	0	8	0	3	0
2018	0	0	2	0	0	0
Total	0	0	10	0	3	0

HAMILTON'S CAREER HIGHS

TACKLES: 5, *vs. Texas Tech (9/1/18)*
SOLO TACKLES: 4, *at No. 12 Auburn (10/7/17)*
TACKLES FOR LOSS: 1, *vs. Texas Tech (9/1/18)*
INTERCEPTIONS: 1, 3x, MR: *vs. Arkansas (10/28/17)*
PASS DEFLECTIONS: 2, *vs. Vanderbilt (10/14/17)*

**15 - MYLES HARTSFIELD**

5-11 • 211 • JR-2L • DB
SAYREVILLE, N.J.
(EAST COAST PREP)

Has started 25 games in the Rebel secondary ... *vs. Texas Tech (9/1/18)*: Made his 2018 debut and recorded two tackles and 0.5 tackles for loss ... *vs. Southern Illinois (9/8/18)*: Started at cornerback and tallied four tackles and one pass breakup in win over the Salukis ... *vs. #1 Alabama (9/15/18)*: Recorded one tackle ... *vs. Kent State (9/22/18)*: Came off the bench to record three total tackles ... *at #5 LSU (9/29/18)*: Started at cornerback made six tackles, including five solo stops and one pass breakup ... **2017**: Appeared in every game, making 10 starts as a defensive back ... Made 42 tackles and two tackles for loss ... **2016**: Freshman All-America third team (*Athlon*) ... Freshman All-SEC (*Athlon, Gridiron Now*) ... True freshman who started every game in the defensive backfield (11 at Rover, 1 at Huskie) ... Ranked fourth among SEC freshmen with 3.6 tackles/game ... Fifth on team with 43 total tackles ... Also had 2.0 TFLs and a pass breakup ... **HIGH SCHOOL**: As a senior at Sayreville High, scored 12 TDs ... Coached at ECP by Dick Bell and by George Najjar in high school.

HARTSFIELD'S CAREER STATISTICS**—DEFENSE—**

Year	G-S	UT	AT	TT	TFL-YDS	Sacks-Yds
2016	12-12	29	14	43	2.0-2	0.0-0
2017	12-10	29	13	42	2.0-6	0.0-0
2018	5-3	12	4	16	0.5-1	0.0-0
Total	29-25	70	31	101	4.5-9	0.0-0

Year	FF	FR	PD	QBH	INT	BLK
2016	0	0	1	1	0	0
2017	0	0	5	0	2	0
2018	0	0	3	0	0	0
Total	0	0	9	1	2	0

HARTSFIELD'S CAREER HIGHS

TACKLES: 10, *vs. Arkansas (10/28/17)*
SOLO TACKLES: 8, *vs. Arkansas (10/28/17)*
TFLs: 1.0, 4x, MR: *vs. Texas A&M (11/18/17)*
PASSES DEFENDED: 1, 9x, MR: *vs. at LSU (9/29/18)*
QB HURRIES: 1, *vs. Alabama (9/17/16)*
INTERCEPTIONS: 2, 2x, MR *at Mississippi State (11/23/17)*



17 - WILLIE HIBBLER

6-3 • 249 • JR-2L • LB
SARDIS, MISS.
(NORTH PANOLA)

vs. *Texas Tech* (9/1/18): Made his 2018 debut and recorded one tackle ... vs. *Southern Illinois* (9/8/18): Recorded a five tackles in win over the Salukis ... vs. *#1 Alabama* (9/15/18): Tallied three tackles in reserve role at linebacker ... vs. *Kent State* (9/22/18): Recorded two solo tackles and one tackle for loss ... at *#5 LSU* (9/29/18): Saw action in a reserve role and recorded a career-high six tackles and 1.5 TFL ... Also tallied his first career sack and pass breakup ... **2017:** Appeared in 11 games as a backup linebacker ... **2016:** Saw action in eight games with one start at Mike LB ... Totaled nine tackles with 1.5 TFLs ... **2015:** Did not see action and was redshirted ... **HIGH SCHOOL:** A 4-star prospect and No. 7-ranked tight end in the country by *Scout*, which also named him the No. 7 player in Mississippi ... Rated the No. 23 athlete in the country by *Rivals* ... Was selected for the Mississippi-Alabama All-Star Game ... No. 12 on *The Clarion-Ledger's* Targeted 22 ... Battled injuries in his senior season, playing in only eight games ... Caught 15 passes for four touchdowns and rushed 14 times for 106 yards and a score ... Coached in high school by Derek King.

HIBBLER'S CAREER STATISTICS

—DEFENSE—

Year	G-S	UT	AT	TT	TFL-YDS	Sacks-Yds
2016	8-1	4	5	9	1.5-4	0.0-0
2017	11-0	5	8	13	0.0-0	0.0-0
2018	4-0	7	10	17	2.5-9	1.0-2
Total	23-1	16	23	39	4.0-13	1.0-2

Year	FF	FR	PD	QBH	INT	BLK
2016	0	0	0	0	0	0
2017	1	0	0	0	0	0
2018	0	0	1	1	0	0
Total	1	0	1	1	0	0

HIBBLER'S CAREER HIGHS

TACKLES: 6, at LSU (9/29/18)
SOLO TACKLES: 2, 5X, MR at LSU (9/29/18)
TFLs: 1.5, at LSU (9/29/18)
FF: 1, vs. South Alabama (9/2/17)
PASS DEFLECTIONS: 1, at LSU (10/28/18)



87 - MICHAEL HOWARD


6-4 • 257 • JR-2L • OL
GREEN COVE SPRINGS, FLA.
(CLAY)

vs. *Texas Tech* (9/1/18): Made his 2018 debut and didn't record any stats ... vs. *Southern Illinois* (9/1/18): Played on both special teams and reserve tight end role in win over the Salukis ... Recorded one tackle ... vs. *#1 Alabama* (9/15/18): Played primarily on special teams ... vs. *Kent State* (9/22/18): Played primarily on special teams and short yardage situations ... at *#5 LSU* (9/29/18): Saw action on special teams and goal line situations ... **2017:** Appeared in nine games as a backup tight end and on special teams ... **2016:** Saw action in every game as a blocker on special teams ... **2015:** Did not see action and was redshirted ... **HIGH SCHOOL:** Rated a 4-star prospect and ranked 239th on the ESPN300 list ... Listed as a 3-star prospect by the other major recruiting services ... ESPN tabbed him as the nation's No. 25 OT and No. 44 overall player in Florida.

HOWARD'S CAREER STATISTICS

—DEFENSE—

Year	G-S	UT	AT	TT	TFL-YDS	Sacks-Yds
2016	12-0	0	0	0	0.0-0	0.0-0
2017	9-0	1	0	1	0.0-0	0.0-0
2018	5-0	0	1	1	0.0-0	0.0-0
Total	26-0	1	1	2	0.0-0	0.0-0



95 - BENITO JONES

6-2 • 315 • JR-2L • DT
WAYNESBORO, MISS.
(WAYNE COUNTY)

Has appeared in 29 career games, including 19 starts ... Made his 2018 debut vs. *Texas Tech* (9/1/18) and recorded three tackles and 0.5 tackles for loss ... vs. *Southern Illinois* (9/8/18): Started at DT vs. the Salukis and recorded four total tackles and two quarterback hurries ... vs. *#1 Alabama* (9/15/18): Recorded three total tackles, including two tackles-for-loss ... vs. *Kent State* (9/22/18): Started at defensive tackle and didn't record any stats ... at *#5 LSU* (9/29/18): Started at nose tackle and recorded one solo stop ... Named 2018 Preseason All-SEC second team by *Phil Steele* ... **2017:** Appeared in all 12 games, making 10 starts as a nose tackle ... **2016:** Freshman All-America third team (*Athlon*) ... Freshman All-SEC (*Athlon*, *Gridiron Now*) ... Ranked seventh among SEC freshmen with 3.2 tackles/game and tied for seventh with 4.5 TFLs ... Played in every game with four starts at DT ... **HIGH SCHOOL:** An *Under Armour* All-America selection and *MaxPreps* Medium Schools All-America pick ... Rated a 5-star recruit by ESPN ... Listed as the No. 7 overall recruit by ESPN, No. 44 by *Rivals* and No. 49 by *247Sports* ... Nationally ranked on the *Rivals250*, *Scout300*, *247Sports* and *ESPN300* lists ... Listed as a top-10 national defensive tackle prospect by all the major recruiting services, as high as No. 4 by ESPN ... Coached in high school by Todd Mangum.

B. JONES' CAREER STATISTICS

—DEFENSE—

Year	G-S	UT	AT	TT	TFL-YDS	Sacks-Yds
2016	12-4	13	26	39	4.5-15	0.5-2
2017	12-10	18	11	29	7.5-22	1.5-6
2018	4-4	6	5	11	2.5-7	0.0-0
Total	29-19	37	42	79	14.5-44	2.0-8

Year	FF	FR	PD	QBH	INT	BLK
2016	0	0	0	4	0	0
2017	1	1	0	3	0	0
2018	0	0	0	4	0	0
Total	1	1	0	11	0	0

B. JONES' CAREER HIGHS

TACKLES: 7, vs. Texas A&M (11/18/17)
SOLO TACKLES: 4, 2x, MR: vs. Texas A&M (11/18/17)
TFLs: 2.5, 2x, MR at Mississippi State (11/23/17)
SACKS: 1.0, vs. Texas A&M (11/18/17)
QB HURRIES: 1, 11x, MR: vs. Southern Illinois (9/8/18)
FORCED FUMBLES: 1, vs. Louisiana (11/11/17)
FUMBLE RECOVERIES: 1, vs. Vanderbilt (10/14/17)

**10 - JACQUEZ JONES**

6-1 • 227 • FR-HS • LB
TUSCALOOSA, ALA.
(HILLCREST)

True freshman linebacker who has appeared in every game in 2018 for the Rebels ... *vs. Texas Tech (9/1/18)*: Made his debut and recorded four tackles ... *vs. Southern Illinois (9/8/18)*: Made first career start in win over the Salukis ... Recorded four total tackles and a half sack ... Forced a fumble that resulted in a 55-yard fumble return touch-down for the Rebels ... *vs. #1 Alabama (9/15/18)*: Tallied a career and team-high nine tackles and a half tackle for loss ... *vs. Kent State (9/22/18)*: Came off the bench to tally one tackle for loss against the Golden Flashes ... *at #5 LSU (9/29/18)*: Tallied two tackles vs. the Tigers ... **HIGH SCHOOL**: Rated a four-star prospect by ESPN and three-star by 247Sports and Rivals ... Tabbed the No. 15 player in Alabama by ESPN, No. 22 by Rivals ... Ranked as the No. 10 inside linebacker in the country by ESPN ... Coached by Sam Adams.


J. JONES' CAREER STATISTICS**—DEFENSE—**

Year	G-S	UT	AT	TT	TFL-YDS	Sacks-Yds
2018	4-1	4	14	18	1.5-4	0.5-2
Total	4-1	4	14	18	1.5-4	0.5-2

Year	FF	FR	PD	QBH	INT	BLK
2018	1	0	0	1	0	0
Total	1	1	0	1	0	0

J. JONES' CAREER HIGHS

TACKLES: 9, vs. Alabama (9/15/18)
SOLO TACKLES: 2, vs. Alabama (9/15/18)
TFLs: 0.5, 3x, MR: vs. Kent State (9/22/18)
SACKS: 0.5, vs. Southern Illinois (9/8/18)
QB HURRIES: 1, vs. Southern Illinois (9/8/18)
FORCED FUMBLES: 1, vs. Southern Illinois (9/8/18)

**7 - JALEN JULIUS**

5-10 • 188 • JR-2L • DB
WINTER GARDEN, FLA.
(WEST ORANGE)

Veteran defensive back who has appeared in 26 career games in the secondary for Ole Miss ... *vs. Texas Tech (9/1/18)*: Made his 2018 debut and made two tackles ... *vs. Southern Illinois (9/8/18)*: Tallied three total tackles in win over the Salukis ... *vs. #1 Alabama (9/15/18)*: Started at cornerback and recorded three total tackles and one forced fumble ... *vs. Kent State (9/22/18)*: Got the start at cornerback and tallied a career-high three solo tackles ... *at #5 LSU (9/29/18)*: Earned the start at cornerback and made five total tackles and a career-high two pass break-ups ... **2017**: Appeared in nine games, making three starts at CB ... Finished season with 15 tackles and one pass breakup ... **2016**: Freshman All-SEC second team (Athlon) ... Played in every game with eight starts at CB ... Tied for seventh among SEC freshmen with two passes defended ... Also totaled 21 tackles, 1.5 TFLs and 0.5 sack ... **2015**: Did not see action and was redshirted ... **HIGH SCHOOL**: Rated a 4-star prospect by ESPN and a 3-star prospect by the other major recruiting services ... Ranked 230th on the ESPN300 list ... Listed as the nation's No. 20 athlete by ESPN and No. 27 by Rivals ... Scout rates him as the No. 120 wide receiver, while 247Sports ranks him the No. 101 cornerback ... Coached at West Orange by Bob Head.


JULIUS' CAREER STATISTICS**—DEFENSE—**

Year	G-S	UT	AT	TT	TFL-YDS	Sacks-Yds
2016	12-8	15	6	21	1.5-9	0.5-7
2017	9-3	10	5	15	0.0-0	0.0-0
2018	5-3	10	6	16	1.0-1	0.0-0
Total	26-14	35	17	52	2.5-10	0.5-7

Year	FF	FR	PD	QBH	INT	BLK
2016	0	0	2	0	0	0
2017	0	0	1	0	0	0
2018	1	0	0	0	0	0
Total	1	0	3	0	0	0

JULIUS' CAREER HIGHS

TACKLES: 6, 2x, MR: vs. Vanderbilt (10/14/17)
SOLO TACKLES: 6, vs. Vanderbilt (10/14/17)
TFLs: 1.0, vs. Alabama (9/17/16)
SACKS: 0.5, vs. Memphis (10/1/16)
PASSES DEFENDED: 2, at LSU (11/29/18)

**28 - TYLAN KNIGHT**

5-6 • 171 • FR-HS • ATH
PEARL, MISS.
(PEARL)

True freshman who could see playing time in the Ole Miss secondary after playing mainly at RB ... Made his Ole Miss debut *vs. Texas Tech (9/1/18)* and recorded one carry ... *vs. Southern Illinois (9/8/18)*: Rushed four times for 26 yards in win over the Salukis ... Also returned three kicks for 50 yards, including a long of 21 ... *vs. #1 Alabama (9/15/18)*: Rushed career-high eight times for 20 yards ... *vs. Kent State (9/22/18)*: Tallied career-best 62 yards on six carries, including a long of 41 yards ... *at #5 LSU (9/29/18)*: Saw action exclusively on special teams ... **HIGH SCHOOL**: Was named the co-MVP of the 2017 Alabama/Mississippi All-Star Game after leading Mississippi to a convincing 42-7 win over Alabama ... As a senior, led Pearl High School to a perfect 16-0 record and a Mississippi 6A state title ... Coached by John Perry.

KNIGHT'S CAREER STATISTICS**—RUSHING—**


Year	G-S	Att	Yds	TD	Lg	Avg.
2018	5-0	19	107	0	41	5.6
Total	5-0	19	107	0	41	5.6

—KICKOFF RETURNS—

Year	G	Ret	Yds	TD	Lg	Avg.
2018	5	3	50	0	21	16.7
Total	5	3	50	0	21	16.7

KNIGHT'S CAREER HIGHS

RUSHING ATTEMPTS: 8, vs. Alabama (9/15/18)
RUSHING YARDS: 62, vs. Kent State (9/22/18)
LONGEST RUSH: 41, vs. Kent State (9/22/18)
LONGEST KICKOFF RETURN: 21, vs. Southern Illinois (9/8/18)

**9 - DAWSON KNOX**

6-4 • 257 • JR-2L • TE
NASHVILLE, TENN.
(BRENTWOOD ACADEMY)

On the Mackey Award watch list ... *vs. Texas Tech (9/1/18)*: Made season debut and recorded one reception for six yards ... *vs. Southern Illinois (9/8/18)*: Started at tight end, but did not record any stats ... *vs. #1 Alabama (9/15/18)*: Started at tight end ... *vs. Kent State (9/22/18)*: Hauled in two catches for a career-high 79 yards including a long of 45 yard ... *at #5 LSU (9/29/18)*: Started at wide receiver and hauled in one pass for nine yards ... Preseason All-SEC third team by Phil Steele ... Named one of 18 Freaks in '18 by NFL.com ... **2017**: Nominated for the Burlsworth Trophy ... Appeared in 10 games, making nine starts as a tight end ... Ranked second among TEs in SEC play in receiving yards (321) ... **2016**: Played in six games on special teams ... **2015**: Did not see action and was redshirted ... **HIGH SCHOOL**: Played half a game as Brentwood Academy's starting quarterback before missing the rest of his senior year with an ankle injury ... Coached in high school by Cody White.

KNOX'S CAREER STATISTICS

—RECEIVING—

Year	G-S	Rec	Yds	TD	Lg	Avg.
2016	6-0	0	0	0	0	0.0
2017	10-9	24	321	0	40	13.4
2018	5-5	4	94	0	45	23.5
Total	21-14	28	415	0	45	14.8

KNOX'S CAREER HIGHS

RECEPTIONS: 5, 2x, MR at Kentucky (11/4/17)

RECEIVING YARDS: 79, *vs. Kent State (9/22/18)*

LONG RECEPTION: 45, *vs. Kent State (9/22/18)*

**29 - ARMANI LINTON**

6-2 • 223 • JR-2L • DB
WALNUT, MISS.
(WALNUT)

Moved from RB to DB midway through the season ... *vs. Texas Tech (9/1/18)*: Played primarily on special teams and recorded one tackle ... *vs. Southern Illinois (9/8/18)*: Rushed three times for 12 yards ... *vs. Alabama (9/15/18)*: Carried the ball twice for three yards ... *at #5 LSU (9/29/18)*: Saw action as a backup running back and carried the ball one time for seven yards ... **2017**: Appeared in 10 games as a backup defensive back ... **2016**: Played in nine games as a backup DB and on special teams ... **2015**: Did not see action and was redshirted ... **HIGH SCHOOL**: A 4-star prospect by Scout and 247Sports ... Ranked No. 5 in the state and No. 190 overall by Scout ... Rated the No. 14 safety in the nation by 247Sports and No. 15 by Scout ... Coached in high school by John Meeks.

LINTON'S CAREER STATISTICS

—RUSHING—


Year	G-S	Att	Yds	TD	Lg	Avg.
2016	9-0	0	0	0	0	0.0
2017	10-0	0	0	0	0	0.0
2018	5-0	6	22	0	8	3.0
Total	24-0	6	22	0	8	3.7

LINTON'S CAREER HIGHS

RUSHING ATTEMPTS: 3, *vs. Southern Illinois (9/8/18)*

RUSHING YARDS: 12, *vs. Southern Illinois (9/8/18)*

LONGEST RUSH: 8, *vs. Southern Illinois (9/8/18)*

**74 - GREG LITTLE**

6-6 • 325 • JR-2L • OL
ALLEN, TEXAS
(ALLEN)

Has made 22 consecutive starts at left tackle for Ole Miss ... *vs. Texas Tech (9/1/18)*: Named SEC Offensive Lineman of the week following performance *vs. the Red Raiders* ... Helped block for Scottie Phillips' 200-yard rushing performance, just the 10th such performance in school history ... *vs. Southern Illinois (9/8/18)*: Helped the Rebels put up 76 points, the fifth-most in school history ... Ole Miss' 629 total yards were the sixth-most in school history, while the 470 team passing yards were second-most ever by a Rebels team ... Named to Pro Football Focus' SEC Team of the Week ... *vs. #1 Alabama (9/15/18)*: Started at left tackle *vs. the Crimson Tide* ... *vs. Kent State (9/22/18)*: Made start at left tackle ... Helped pass block for Jordan's Ta'amu's 442-yard passing effort, the fourth-most yards in school history ... Named to Pro Football Focus' SEC Team of the Week ... *at #5 LSU (9/29/18)*: Made the start at left tackle in loss at LSU ... Played in 73 of the 75 plays, grading out at 79 percent ... Preseason All-America first team (Sporting News) ... Preseason All-America second team (Lindy's, Athlon and Phil Steele) ... Preseason All-SEC first team (Lindy's, Athlon and Phil Steele) ... **2017**: Tapped as second-team All-SEC by all major outlets ... Named to the Pro Football Focus SEC Team of the Week three times, earning a spot on the national team once ... Started all 12 games at left tackle ... **2016**: Freshman All-America (Rivals) ... Freshman All-SEC first team (Coaches), second team (Athlon) ... True freshman played in every game with five starts at left tackle ... **HIGH SCHOOL**: An Under Armour All-America selection and a first team USA Today and MaxPreps All-American ... Ranked the No. 1 offensive lineman in the country, a 5-star prospect and a consensus top-five national prospect by all the major recruiting services ... Ranked the nation's No. 2 overall prospect by Scout and ESPN, No. 4 by Rivals and No. 5 by 247Sports ... Coached in high school by Tom Westerberg.

**5 - DaMARKUS LODGE**

6-2 • 204 • SR-3L • WR
CEDAR HILL, TEXAS
(CEDAR HILL)

Veteran receiver who has appeared in 35 games, including 17 starts ... *vs. Texas Tech (9/1/18)*: Made his 2018 debut and led the Rebels in receiving yards with 96 ... *vs. Southern Illinois (9/8/18)*: Did not play due to injury ... *vs. Alabama (9/15/18)*: Hauled in one catch for seven yards ... *vs. Kent State (9/22/18)*: Tallied six catches for 81 yards in win over the Golden Flashes ... *at #5 LSU (9/29/18)*: Hauled in three catches for 23 yards against the Tigers ... **2017**: Started all 12 games as a wide receiver ... Led the Rebels in yards per reception, ranking second on the team in total receiving yards ... Seven touchdown catches was good for a tie for second most on the team ... **2016**: Saw action in 11 games with one start at WR ... Totaled 15 catches for 203 yards and two TDs on the year ... **2015**: Played in eight games, seeing action as a reserve WR and on special teams ... **HIGH SCHOOL**: An *Under Armour*, *USA Today* and *MaxPreps* All-America selection ... Rated a 5-star prospect by *Scout* and 4-star by the other major recruiting services ... Listed as the No. 21 overall recruit by *Scout*, No. 57 by *247Sports*, No. 57 by *ESPN* and No. 61 by *Rivals* ... Rated the second-best wide receiver in the country by *Scout* ... Coached in high school by Joey McGuire.

LODGE'S CAREER STATISTICS**—RECEIVING—**

Year	G-S	Rec	Yds	TD	Lg	Avg.
2015	8-0	1	12	1	12	12.0
2016	11-1	15	203	2	55	13.5
2017	12-12	41	698	7	72	17.0
2018	4-4	16	207	0	31	12.9
Total	34-16	73	1120	10	72	15.3

LODGE'S CAREER HIGHS

RECEPTIONS: 6, 3x, MR *vs. Kent State (9/22/18)*
RECEIVING YARDS: 133, *vs. UT Martin (9/9/17)*
LONG RECEPTION: 72, *at Cal (9/16/17)*
RECEIVING TDs: 2, 2x, MR: *vs. Vanderbilt (10/14/17)*
RUSHING ATTEMPTS: 1, *at Vanderbilt (11/19/16)*
RUSHING YARDS: -5, *at Vanderbilt (11/19/16)*
LONGEST RUSH: -5, *at Vanderbilt (11/19/16)*
TACKLES: 1, *vs. Florida State (9/5/16)*

**92 - LUKE LOGAN**

5-11 • 184 • SO-1L • K
HATTIESBURG, MISS.
(PRESBYTERIAN CHRISTIAN)

vs. Texas Tech (9/1/18): Made 2018 debut and went 4-4 on FG for a career-high ... Also made a 39-yd field goal ... *vs. Southern Illinois (9/8/18)*: Was 8-of-9 in extra-point attempts ... Eight of his 11 kickoffs resulted in touchbacks ... *vs. #1 Alabama (9/15/18)*: Was successful on his only PAT attempt of the game ... *vs. Kent State (9/22/18)*: Was 1-for-2 in field goal attempts with a make from 27 yards out ... Made all give of his PATs ... *at #5 LSU (9/29/18)*: Was a perfect 3-for-3 in field goal attempts, including a career-long of 40 yards ... **2017**: Appeared in all 12 games as the kickoff specialist ... Recorded 76 kickoffs for 4,653 yards (61.2 avg.) and 25 touchbacks ... **2016**: Redshirted ... Non-scholarship player who joined the team for fall camp in 2016 ... **HIGH SCHOOL**: First team All-MAIS and All-South 4A kicker ... Offensive MVP of the MAIS All-Star Game ... Coached by Joey Hawkins.

LOGAN'S CAREER STATISTICS**—KICKOFFS—**

Year	No.	Yards	Avg.	TB
2017	76	4653	61.2	25
2018	35	2177	62.2	18
Total	111	6830	61.5	43

—FG KICKING—


Year	FG-FGA	PCT.	PAT-ATT	PCT.	TP
2017	2-3	.667	9-9	1.000	15
2018	8-9	.888	20-21	0.952	44
Total	10-12	.833	29-30	0.967	59

—FG DISTANCE BREAKDOWN—

Year	0-29	30-39	40-49	50+	LG
2017	2-2	0-0	0-1	0	0
2018	5-5	2-3	1-1	0	40
Total	7-7	2-3	1-2	0	0

LOGAN'S CAREER HIGHS

FIELD GOALS ATTEMPTED: 4, *vs. Texas Tech (9/1/18)*
FIELD GOALS MADE: 4, *vs. Texas Tech (9/1/18)*
LONGEST FG MADE: 40, *at LSU (9/29/18)*
MOST PATs MADE: 8, *vs. Southern Illinois (9/8/18)*
KICKOFFS: 11, *vs. Southern Illinois (9/8/18)*
TOUCHBACKS: 8, *vs. Southern Illinois (9/8/18)*

**71 - BRYCE MATHEWS**

6-6 • 300 • SO-1L • OL
BRENTWOOD, TENN.
(BRENTWOOD ACADEMY)

Made 2018 debut *vs. Texas Tech (9/1/18)* ... Helped block for Scottie Phillips' 200-yard rushing performance, just the 10th such performance in school history ... *vs. Southern Illinois (9/8/18)*: Appeared in win over the Salukis in reserve role on offensive line ... *vs. #1 Alabama (9/15/18)*: Appeared in reserve role on offensive line ... **2017**: Appeared in seven games ... **2016**: Redshirted ... Member of the 2016 signing class ... **HIGH SCHOOL**: Played in the Offense-Defense All-American Senior Bowl ... A 4-star recruit according to *Rivals.com*, *Scout.com* and *247Sports.com* ... Listed among the top 250 prospects in the nation by *Rivals.com* and *Scout.com*.

**14 - D.K. METCALF**

6-4 • 230 • SO-RS • WR
OXFORD, MISS.
(OXFORD)

Has recorded a touchdown reception in four of five games this season ... Fourth in the SEC with four receiving TDs ... Fifth in the conference in receiving yards (405) ... Added to the Biletnikoff Award watch list after fast start to 2018 season ... His 13 career touchdown receptions are tied for ninth all-time in program history ... *vs. Texas Tech (9/1/18)*: Made his 2018 debut, catching four passes for 81 yards and a TD ... *vs. Southern Illinois (9/8/18)*: Hauled in seven catches for 93 yards and one TD in win over the Salukis ... *vs. #1 Alabama (9/15/18)*: Tallied two catches for 92 yards and one touchdown ... *vs. Kent State (9/22/18)*: Hauled in five catches for 102 yards and one TD ... *at #5 LSU (9/29/18)*: Started at receiver and tallied three catches for 37 yards ... Preseason All-SEC second team by *Phil Steele* and third team by *Lindy's* ... **2017**: SEC All-Freshman ... Caught 39 passes for 646 yards and seven TDs in 2017, all career highs ... Ranked seventh in the SEC with seven TD receptions ... **2016**: Awarded a medical redshirt for his 2016 freshman season ... Scored touchdowns in each of his first two college games ... Broke his foot *vs. Wofford (9/10/17)* and missed the last 10 games of the season ... **HIGH SCHOOL**: A *U.S. Army* and *MaxPreps* All-America selection ... A consensus 4-star prospect by the major recruiting services ... Listed as the No. 70 overall recruit and the fifth-best in Mississippi by *Rivals.com* ... Ranked the 14th-best WR recruit in the nation by *Rivals.com*, No. 18 by *Scout.com* and No. 19 by *247Sports.com* ...

METCALF'S CAREER STATISTICS**—RECEIVING—**

Year	G-S	Rec	Yds	TD	Lg	Avg.
2016	2-0	2	13	2	10	6.5
2017	12-12	39	646	7	71	16.6
2018	5-5	21	405	4	75	19.3
Total	19-17	62	1064	13	75	17.2

METCALF'S CAREER HIGHS

RECEPTIONS: 8, *vs. South Alabama (9/2/17)*
RECEIVING YARDS: 125, *at Cal (9/16/17)*
LONG RECEPTION: 75, *vs. Kent State (9/22/18)*
RECEIVING TDs: 2, 2x, MR: *at Kentucky (11/4/17)*



8 - C.J. MILLER
6-0 • 191 • SO-1L • DB
POWDER SPRINGS, GA.
(MCEACHERN)

vs. Texas Tech (9/1/18): Made his 2018 debut and recorded a tackle ... *vs. Southern Illinois (9/8/18):* Tallied three tackles in a reserve role *vs. the Salukis ... vs. #1 Alabama (9/15/18):* Recorded three total tackles ... *vs. Kent State (9/22/18):* Tallied three total tackles in reserved role ... *at #5 LSU (9/29/18):* Had career-high seven tackles and first career fumble recovery ... **2017:** Appeared in four games, recording six total tackles ... **HIGH SCHOOL:** Rated a 4-star prospect by **ESPN** and a 3-star prospect by **Scout** and **247Sports** ... Listed as the No. 25 safety in the country and the No. 42 recruit from Georgia by **ESPN** ... Coached in high school by Kyle Hockman.

MILLER'S CAREER STATISTICS

—DEFENSE—

Year	G-S	UT	AT	TT	TFL-YDS	Sacks-Yds
2017	4-0	2	4	6	0.0-0	0.0-0
2018	5-0	8	9	17	0.0-0	0.0-0
Total	9-0	10	13	23	0.0-0	0.0-0

MILLER'S CAREER HIGHS

TACKLES: 7, at LSU (9/29/18)
SOLO TACKLES: 3, at LSU (9/29/18)



38 - C.J. MOORE
5-11 • 198 • SR-3L • DB
BASSFIELD, MISS.
(BASSFIELD)

Out for the season due to a pectoral injury ... Now wears No. 38 in 2018 as the 28th recipient of the Chucky Mullins Courage Award winner ... *vs. Texas Tech (9/1/18):* Made season debut and registered three tackles ... *vs. Southern Illinois (9/8/18):* Started at free safety and recorded four total tackles in the win ... *vs. #1 Alabama (9/15/18):* Started at free safety, tallied one tackle ... Had a part in both Crimson Tide turnovers, recovering a fumble and tallying an interception ... *vs. Kent State (9/22/18):* Made start at free safety and tallied a career-high seven solo tackles ... Recorded a pass breakup and recovered a fumble for the second straight game ... *at #5 LSU (9/29/18):* Tallied two tackles before suffering season-ending injury ... **2017:** Played in 11 games, starting in six ... Started five games at free safety and one at cornerback ... Recorded a career-high 51 tackles and led the Rebels with three INTs ... **2016:** Suffered a torn pectoral muscle during fall camp and missed the season ... Earned a redshirt ... **2015:** Played in every game as a backup safety and on special teams ... Totaled 19 tackles, 0.5 TFL and two pass breakups on the year ... **2014:** Played in every game on special teams and as a reserve DB ... Totaled nine tackles and a blocked kick for the season ... **HIGH SCHOOL:** Listed as a 3-star recruit by **Scout**, **247Sports** and **ESPN** ... Rated the No. 69 athlete in the nation by **247Sports** ... **Scout** lists him as the 23rd-best prospect in Mississippi and the nation's No. 112 safety ... Coached in high school by Lance Mancuso.

C.J. MOORE'S CAREER STATISTICS

—DEFENSE—

Year	G-S	UT	AT	TT	TFL-YDS	Sacks-Yds
2014	13-0	6	3	9	0.0-0	0.0-0
2015	13-0	12	7	19	0.5-1	0.0-0
2017	11-6	29	22	51	2.5-4	0.0-0
2018	5-5	13	4	17	0.0-0	0.0-0
Total	42-11	60	36	96	3.0-5	0.0-0

Year	FF	FR	PD	QBH	INT	BLK
2014	0	0	0	0	0	1
2015	0	0	2	0	0	0
2017	0	0	5	1	3	0
2018	0	2	4	0	1	0
Total	0	2	11	1	4	1

—PUNT RETURNS—

Year	G	Ret	Yds	TD	Lg	Avg.
2014	13	1	23	0	0	23.0
2015	13	0	0	0	0	0.0
2017	11	0	0	0	0	0.0
2018	5	0	0	0	0	0.0
Total	41	1	23	0	0	23.0

C.J. MOORE'S CAREER HIGHS

TACKLES: 9, at Cal (9/16/17)
SOLO TACKLES: 7, vs. Kent State (9/22/18)
TFLs: 1.0, 2x, MR: vs. Louisiana (11/11/17)
PASSES DEFENDED: 2, 2x, MR: vs. Southern Illinois (9/8/18)
INTERCEPTIONS: 2, at Cal (9/16/17)
FUMBLE RECOVERIES: 1, 2x, MR: vs. Kent State (9/22/18)
PUNT RETURNS: 1, vs. Presbyterian (11/8/14)
PUNT RETURN YARDS: 23, vs. Presbyterian (11/8/14)
PUNT BLOCKS: 1, vs. Presbyterian (11/8/14)



8 - ELIJAH MOORE
5-9 • 181 • FR-HS • WR
FORT LAUDERDALE, FLA.
(ST. THOMAS AQUINAS)

Made his Ole Miss debut *vs. Texas Tech (9/1/18)* and did not record any stats ... *vs. Southern Illinois (9/8/18):* Recorded his first career catch and touchdown with a 50-yard strike during the second quarter of the Rebels' win over the Salukis ... Also returned two punts for a total of three yards ... *vs. #1 Alabama (9/15/18):* Played primarily in special teams role with two kick returns for 23 yards ... *vs. Kent State (9/22/18):* Played primarily in special teams role with two kick returns for 23 yards ... *at #5 LSU (9/29/18):* Made two catches for 18 yards in reserve role at wide receiver ... **HIGH SCHOOL:** Highly-touted four-star recruit by **ESPN** and **Rivals**, and three-star prospect according to **247Sports** ... Ranked No. 160 in the ESPN 300 ... Rated as high as the No. 33 player in Florida (Rivals), No. 36 by **ESPN** and No. 47 from **247Sports** ... Tabbed the No. 24 WR in the nation by **ESPN**, No. 34 by **Rivals** and No. 54 by **247Sports** ... Coached by Roger Harriott.

MOORE'S CAREER STATISTICS

—RECEIVING—

Year	G-S	Rec	Yds	TD	Lg	Avg.
2018	5-0	7	98	1	50	14.0
Total	5-0	7	98	1	50	14.0

—PUNT RETURNS—


Year	G	Ret	Yds	TD	Lg	Avg.
2018	5	3	6	0	4	1.5
Total	5	3	6	0	4	1.5

—KICK RETURNS—

Year	G	Ret	Yds	TD	Lg	Avg.
2018	5	5	89	0	28	17.8
Total	5	5	89	0	28	17.8

MOORE'S CAREER HIGHS

RECEPTIONS: 4, vs. Kent State (9/22/18)
RECEIVING YARDS: 50, vs. Southern Illinois (9/8/18)
LONG RECEPTION: 50, vs. Southern Illinois (9/8/18)
RECEIVING TDs: 1, vs. Southern Illinois (9/8/18)
PUNT RETURNS: 2, vs. Southern Illinois (9/8/18)
LONGEST PUNT RETURN: 4, vs. Southern Illinois (9/8/18)
KICK RETURNS: 2, 2x, MR: vs. Kent State (9/22/18)
LONGEST KICK RETURN: 28, vs. Kent State (9/22/18)

**72 - ROYCE NEWMAN**

6-5 • 301 • FR-RS • OL
NASHVILLE, ILL.
(NASHVILLE COMMUNITY)

Made 2018 debut off of the bench vs. *Texas Tech* (9/1/18) ... vs. *Southern Illinois* (9/8/18): Helped the Rebels put up 76 points, the fifth-most in school history ... Ole Miss' 629 total yards were the sixth-most in school history, while the 470 team passing yards were second-most ever by a Rebels team ... vs. *#1 Alabama* (9/15/18): Appeared in a reserve role vs. the Crimson Tide ... vs. *Kent State* (9/22/18): Played as a reserve offensive lineman ... Helped pass block for Jordan's Ta'amu's 442-yard passing effort, the fourth-most yards in school history ... at *#5 LSU* (9/29/18): Saw the field as a reserve offensive lineman ... 2017: Played in nine games ... 2016: Redshirted ... Member of the 2016 signing class ... **HIGH SCHOOL:** Rated a 4-star prospect by *Scout* and *247Sports* and ranked among the top 250 national recruits by both outlets ... Tabbed the 14th-best offensive tackle in the nation by *Scout* and 24th-best by *247Sports* ... Coached in high school by Tim Kuhn.

**79 - JAVON PATTERSON**

6-3 • 310 • SR-3L • OL
PETAL, MISS.
(PETAL)

Has made a team-high 34 career starts, including 28 straight ... vs. *Texas Tech* (9/1/18): Started in his 2018 debut ... Helped block for Scottie Phillips' 200-yard rushing performance, just the 10th such performance in school history ... vs. *Southern Illinois* (9/8/18): Started at RG and helped the Rebels put up 76 points, the fifth-most in school history ... Ole Miss' 629 total yards were the sixth-most in school history, while the 470 team passing yards were second-most ever by a Rebels team ... vs. *#1 Alabama* (9/15/18): Started at RG and graded out as the top Ole Miss offensive lineman ... vs. *Kent State* (9/22/18): Made start at left guard ... Helped pass block for Jordan's Ta'amu's 442-yard passing effort, the fourth-most yards in school history ... Preseason All-SEC second team by Lindy's, third team by *Phil Steele* and fourth team by *Athlon* ... at *#5 LSU* (9/29/18): Started at left guard and played all 75 snaps ... Graded out as the second-best offensive lineman with 85 percent ... 2017: Played and started in all 12 games for the Rebels on the offensive line ... 2016: Only Rebel offensive lineman to start every game in 2016 (nine at left guard, three at center) ... 2015: True freshman started six of 12 games played (4 at left guard, 2 at right guard) ... **HIGH SCHOOL:** Selected to play in the U.S. Army All-American Bowl ... Named to the *MaxPreps* All-America second team ... Rated a five-star prospect by *247Sports* and a four-star prospect by all the other major recruiting services ... Listed as the No. 32 overall prospect by *247Sports*, No. 73 by *ESPN*, No. 74 by *Rivals* and No. 85 by *Scout* ... Listed as the No. 1 offensive guard by *247Sports*, No. 3 by *ESPN* and No. 6 by *Scout* ... Listed as the top prospect in Mississippi by *247Sports* and *Rivals*, No. 2 by *Scout* and No. 3 by *ESPN* ... Coached in high school by Marcus Boyles.

**7 - JASON PELLERIN**

6-4 • 239 • JR-ZL • TE
NEW IBERIA, LA.
(NEW IBERIA CATHOLIC)

vs. *Texas Tech* (9/1/18): Made 2018 debut and played primarily on special teams ... vs. *Southern Illinois* (9/8/18): Played in win over the Salukis primarily on special teams ... vs. *#1 Alabama* (9/15/18): Played primarily on special teams ... vs. *Kent State* (9/22/18): Saw time on Ole Miss' special team unit ... at *#5 LSU* (9/29/18): Played exclusively on special teams ... 2017: Played in all 12 games ... 2016: Played in nine games as a backup QB ... Finished third on team with three rushing TDs, totaling 90 yards on 29 attempts ... Completed 11 of 22 passes for 104 yards with two TDs and three INTs ... **HIGH SCHOOL:** Listed as a 4-star recruit by *247Sports* and *ESPN* ... Rated the 10th-best dual-threat quarterback in the country by *247Sports* and 11th by *ESPN* ... *Scout* tabbed him the No. 23 overall QB in the 2015 class ... Listed as the 13th-best prospect in Louisiana by *247Sports*.

PELLERIN'S CAREER STATISTICS**—TOTAL OFFENSE—**

Year	G-S	Rush	Pass	Total	Avg/G
2016	9-0	90	104	194	21.6
2017	11-0	0	0	0	0.0
2018	5-0	0	0	0	0.0
Total	25-0	90	104	194	21.6

PELLERIN'S CAREER HIGHS

PASSING ATTEMPTS: 9, at Vanderbilt (11/19/16)
COMPLETIONS: 6, at Vanderbilt (11/19/16)
PASSING YARDS: 51, at Vanderbilt (11/19/16)
PASSING TDs: 1, 2x, MR: vs. Georgia (9/24/16)
LONG COMPLETION: 19, vs. Georgia Southern (11/5/16)
RUSHING ATTEMPTS: 8, vs. Memphis (10/1/16)
RUSHING YARDS: 29, vs. Georgia Southern (11/5/16)
RUSHING TDs: 2, vs. Memphis (10/1/16)
LONGEST RUSH: 9, 2x, MR: vs. Georgia Southern (11/5/16)
TOTAL OFFENSE YARDS: 51, at Vanderbilt (11/19/16)
TOTAL TOUCHDOWNS: 2, 2x, MR: vs. Memphis (10/1/16)

**22 - SCOTTIE PHILLIPS**

5-11 • 211 • JR-TR • RB
ELLISVILLE, MISS.
(SOUTH JONES/JONES COUNTY JC)

Currently leads the SEC and is 10th nationally in yards per carry (7.22) ... Ranks second in the SEC in rushing TDs (six) ... Third in the SEC and 10th nationally in rushing yards (563) ... Has rushed for 100 yards or more in three of the first five games ... vs. *Texas Tech* (9/1/18): Named SEC Offensive Player of the Week in his Ole Miss debut after recording 204 yards and two TD on just 16 carries ... He became just the eighth Ole Miss running back to surpass the 200-yard rushing mark in a single game with his 204 yard effort vs. *Texas Tech* ... It was the 10th overall 200-yard rushing effort in program history ... His 204 yards are the most by an Ole Miss running back making his debut ... vs. *Southern Illinois* (9/8/18): Rushed 15 times for 107 yards and two touchdowns ... Also tallied two catches out of the backfield for a total of four yards ... vs. *#1 Alabama* (9/15/18): Carried the ball 12 times for 44 yards ... vs. *Kent State* (9/22/18): Tallied a career-high 19 rushing attempts for 112 yards and one touchdown ... Also hauled in two catches for 44 yards, including his first career TD reception ... at *#5 LSU* (9/29/18): Ran for 96 yards on 16 carries and one touchdown ... **JUNIOR COLLEGE (Jones County JC):** Ranked as high as a four-star JUCO recruit by *ESPN* ... Tabbed a three-star prospect by *247Sports* and *Rivals* ... Ranked No. 8 in the *ESPN's* JC50 ... Rated the No. 1 running back in the state by *ESPN* and *247Sports* ... *247Sports* also labeled him as the No. 11 overall player in the state, and No. 39 player in the nation ... Rushed for 13 touchdowns (78 points - led the team), ranking fourth in the state and ninth in the nation in TDs ... As a freshman, ranked fifth in the nation with 1,212 rushing yards ... His 123.6 yards per game ranked second in the MACJC and third nationally ... Rushed for a MACJC high 14 TDs en route to NJCAA Honorable Mention All-America honors ... **HIGH SCHOOL (South Jones HS):** Ran for 1600+ yards in his senior campaign with 22 touchdowns, averaging 163 yards per game ... Coached by Cory Reynolds.

PHILLIPS' CAREER STATISTICS**—RUSHING—**

Year	G-S	Att	Yds	TD	Lg	Avg.
2018	5-5	78	563	6	65	7.2
Total	5-5	78	563	6	65	7.2

—RECEIVING—

Year	G-S	Rec	Yds	TD	Lg	Avg.
2018	5-5	4	48	0	38	12.0
Total	5-5	4	48	0	38	12.0

PHILLIPS' CAREER HIGHS

RUSHING ATTEMPTS: 19, vs. *Kent State* (9/22/18)
RUSHING YARDS: 204, vs. *Texas Tech* (9/1/18)
RUSHING TDs: 2, 2x, MR: vs. *Southern Illinois* (9/8/18)
LONGEST RUSH: 65, vs. *Texas Tech* (9/1/18)
RECEPTIONS: 2, 2x, MR: vs. *Kent State* (9/22/18)
RECEIVING YARDS: 44, vs. *Kent State* (9/22/18)
LONG RECEPTION: 38, vs. *Kent State* (9/22/18)
TOTAL OFFENSE YARDS: 204, vs. *Texas Tech* (9/1/18)
TOTAL TOUCHDOWNS: 2, 3x, MR: vs. *Kent State* (9/22/18)

**88 - JACK PROPST**

5-10 • 190 • SO-1L • LS
BRENTWOOD, TENN.
(BRENTWOOD ACADEMY)


Has appeared in 16 career games for Ole Miss ... *vs. Texas Tech (9/1/18)*: Made 2018 debut ... *vs. Southern Illinois (9/8/18)*: Primary long snapper in win over the Salukis ... *vs. #1 Alabama (9/15/18)*: Primary long snapper against the Crimson Tide ... *vs. Kent State (9/22/18)*: Was perfect on all 10 snap attempts (four punts, four PATs, two field goals) ... *at #5 LSU (9/29/18)*: Primary long snapper in loss at LSU ... Preseason All-SEC third team by Phil Steele ... **2017**: Played in all 12 games as the Rebels' starting long snapper ... Made his first career tackle in the Auburn game (10/7/17) ... **2016**: Did not see action and was redshirted ... Non-scholarship player who joined the team for fall camp ... **HIGH SCHOOL**: Rated a 5-star snapper and No. 4 nationally by Kohl's Kicking ... Coached in high school by Cody White.

—DEFENSE—

Year	G-S	UT	AT	TT	TFL-YDS	Sacks-Yds
2017	12-0	0	2	2	0.0-0	0.0-0
2018	5-0	0	0	0	0.0-0	0.0-0
Total	17-0	0	2	2	0.0-0	0.0-0

PROPST'S CAREER HIGHS

TACKLES: 1, 2x, last at No. 14 MSU (11/23/17)

**50 - SEAN RAWLINGS**

6-5 • 293 • SR-3L • OL
MADISON, MISS.
(MADISON RIDGELAND ACADEMY)

Is second on the team with 31 career starts ... On 2018 Rimington Trophy Watch List ... Semifinalist for the Campbell Trophy ... *vs. Texas Tech (9/1/18)*: Made 2018 debut vs. the Red Raiders ... Helped block for Scottie Phillips' 200-yard rushing performance, just the 10th such performance in school history ... *vs. Southern Illinois (9/8/18)*: Started at RG and helped the Rebels put up 76 points, the fifth-most in school history ... Ole Miss' 629 total yards were the sixth-most in school history, while the 470 team passing yards were second-most ever by a Rebels team ... Was named to Pro Football Focus' Week 2 SEC Team of the Week ... *vs. #1 Alabama (9/15/18)*: Started at RG and didn't allow a sack against the top-ranked Crimson Tide ... *vs. Kent State (9/22/18)*: Made start at center ... Helped pass block for Jordan's Ta'amu's 442-yard passing effort, the fourth-most yards in school history ... *at #5 LSU (9/29/18)*: Started at center ... Played all but one snap, grading out at 82 percent ... Preseason All-SEC fourth team by Athlon ... **2017**: Rimington Trophy Watch List ... Played and started in 11 games at center in 2017 ... **2016**: Played in 11 games with eight starts (seven at right tackle, one at center) ... **2015**: Named SEC All-Freshman by Gridiron Now ... Played in 10 games with seven starts at right tackle ... **HIGH SCHOOL**: A consensus 3-star prospect and ranked the No. 25 center in the country by Scout ... Listed as the nation's No. 72 offensive tackle by 247Sports and the No. 79 offensive guard by ESPN ... Coached in high school by Forrest Williams.

**52 - AUSTRIAN ROBINSON**

6-4 • 296 • JR-2L • DT
NEW YORK, N.Y.
(TRINITY-PAWLING SCHOOL)

vs. Texas Tech (9/1/18): Made 2018 debut and recorded one quarterback hurry ... Moved from tackle to end in the spring ... *vs. Southern Illinois (9/8/18)*: Played in reserved role and tallied one quarterback hurry ... *vs. #1 Alabama (9/15/18)*: Tallied two tackles, a half sack and tackle for loss, as well as one quarterback hurry ... *vs. Kent State (9/22/18)*: Earned the start at defensive tackle and recorded one tackle and one quarterback hurry ... *at #5 LSU (9/29/18)*: Made three total tackles vs. Tigers ... **2017**: Played in 10 games ... Recorded 29 total tackles, 3.5 TFL and 1.5 sacks ... **2016**: Played in five games ... **2015**: Did not see action and was redshirted ... **HIGH SCHOOL**: A consensus 3-star prospect, rated the No. 33 strongside defensive end by Rivals ... Listed as the nation's No. 59 offensive tackle by Scout ... Tabbed the No. 2 or No. 3 prospect in the state of New York by all the recruiting services ... Coached in high school by Nick LaFontaine.

ROBINSON'S CAREER STATISTICS

—DEFENSE—

Year	G-S	UT	AT	TT	TFL-YDS	Sacks-Yds
2016	5-0	2	2	4	1.0-2	1.0-2
2017	10-0	12	17	29	3.5-14	1.5-9
2018	5-2	1	5	6	0.5-3	0.5-3
Total	18-1	15	34	39	5.0-19	3.0-14

Year	FF	FR	PD	QBH	INT	BLK
2016	0	1	0	0	0	0
2017	0	0	1	0	0	0
2018	0	0	0	4	0	0
Total	0	1	1	4	0	0

ROBINSON'S CAREER HIGHS

TACKLES: 8, at No. 14 MSU (11/23/17)

SOLO TACKLES: 4, at No. 14 MSU (11/23/17)

TFLs: 1.5, at No. 14 MSU (11/23/17)

SACKS: 1.0, 2x, last at No. 14 MSU (11/23/17)

QUARTERBACK HURRIES: 1, 4x, MR: *vs. Kent State (9/22/18)*

FUMBLE RECOVERIES: 1, *vs. Georgia (09/24/16)*

**47 - TY ROCCONI**

5-11 • 191 • FR-RS • DB
MOBILE, ALA.
(UMS-WRIGHT PREP)

vs. Texas Tech (9/1/18): Made his Ole Miss debut (9/1/18) ... *vs. Southern Illinois (9/8/18)*: Appeared primarily on special teams and did not record any stats ... *vs. #1 Alabama (9/15/18)*: Saw the field in special teams role ... *vs. Kent State (9/22/18)*: Played against the Golden Flashes strictly on special teams ... *at #5 LSU (9/29/18)*: Saw the field specifically on special teams ... **2017**: Redshirted ... Non-scholarship player who joined the team for fall camp ... **HIGH SCHOOL**: Rated a 2-star recruit by Rivals and 247Sports ... Ranked the No. 120 player in the state of Alabama by 247Sports ... Coached in high school by Terry Curtis.

**27 - KEVONTAE' RUGGS**

6-3 • 202 • FR-HS • LB
MONTGOMERY, ALA.
(LEE)

vs. Texas Tech (9/1/18): Made his Ole Miss debut (9/1/18) and recorded two tackles before leaving game due to injury ... *vs. Southern Illinois (9/8/18)*: Did not play due to injury ... *vs. #1 Alabama (9/15/18)*: Recorded four tackles and one quarterback hurry vs. the Crimson Tide ... *vs. Kent State (9/22/18)*: Came off the bench as a backup linebacker and tallied two total tackles ... *at #5 LSU (9/29/18)*: Tallied a career-high five tackles and 0.5 TFL before being flagged for targeting in the second half ... **HIGH SCHOOL**: Rated a four-star prospect by ESPN and the No. 16 player in the state of Alabama ... ESPN also ranked him the No. 22 OLB in the nation ... 247Sports and Rivals tabbed him a three-star recruit and both outlets also ranked him the 15th-best player in Alabama.

RUGGS' CAREER STATISTICS

—DEFENSE—

Year	G-S	UT	AT	TT	TFL-YDS	Sacks-Yds
2018	4-3	4	9	13	0.5-1	0.0-0
Total	4-3	4	9	13	0.5-1	0.0-0

Year	FF	FR	PD	QBH	INT	BLK
2018	0	0	0	1	0	0
Total	0	0	0	1	0	0

RUGGS' CAREER HIGHS

TACKLES: 5, at LSU (9/29/18)

SOLO TACKLES: 2, at LSU (9/29/18)

**13 - BRAYLON SANDERS**

6-0 • 195 • SO-1L • WR
HOGANSVILLE, GA.
(CALLAWAY)

Made season debut vs *Texas Tech* (9/1/18) and recorded career-highs in receptions (4), receiving yards (60), and longest reception (44) ... vs. *Southern Illinois* (9/8/18): Made first career start and had a career day in win over Salukis ... Hauled in four catches for 133 yards and a touchdown ... vs. *#1 Alabama* (9/15/18): Played in a reserve role at wide receiver ... vs. *Kent State* (9/22/18): Saw the field vs. the Golden Flashes but did not record any stats ... at *#5 LSU* (9/29/18): Hauled in one pass for 19 yards in loss at LSU ... **2017:** Played in seven games ... Recorded four catches for 65 yards and one TD ... Had a long reception of 30 yards ... **HIGH SCHOOL:** Rated a 4-star prospect by Scout and ESPN ... A member of the Scout 300, ranked as the No. 258 overall recruit in the country ... Listed as the nation's No. 34 wide receiver by Scout and the No. 33 athlete by ESPN Coached in high school by Pete Wiggins.

SANDERS' CAREER STATISTICS**—RECEIVING—**

Year	G-S	Rec	Yds	TD	Lg	Avg.
2017	6-0	4	65	1	30	16.3
2018	5-1	9	212	1	55	23.6
Total	11-1	12	277	2	55	21.3

SANDERS' CAREER HIGHS

RECEPTIONS: 4, 2x, MR: vs. Southern Illinois (9/8/18)

RECEIVING YARDS: 133, vs. Southern Illinois (9/8/18)

LONG RECEPTION: 55, vs. Southern Illinois (9/8/18)

RECEIVING TDs: 1, 2x, MR: vs. Southern Illinois (9/8/18)

**46 - MOHAMED SANOGO**

6-2 • 224 • SO-1L • LB
PLANO, TEXAS
(PLANO WEST)

Has led Ole Miss in tackle three out of the last four games ... Made his 2018 debut, the first start of his career, against *Texas Tech* (9/1/18) and recorded five tackles and one tackle-for-loss ... vs. *Southern Illinois* (9/8/18): Started at linebacker and recorded a team-high 11 tackles in the win ... vs. *#1 Alabama* (9/15/18): Started at middle linebacker and recorded four total tackles including three solo stops ... vs. *Kent State* (9/22/18): Made the start at middle linebacker and tallied seven total tackles and one force fumble ... at *#5 LSU* (9/29/18): Started at middle linebacker and tallied a career-high 12 tackles and one forced fumble ... **2017:** Played in 11 games ... Recorded eight total tackles ... **HIGH SCHOOL:** Selected to play in the Offense-Defense All-American Bowl ... A 4-star recruit according to Rivals and Scout ... Rated by Scout as the No. 13 linebacker nationally and No. 2 in the state of Texas, as well as the No. 299 overall recruit in the country ... Rated by Rivals as the nation's No. 14 linebacker ... Ranked the No. 55 recruit in the state of Texas in the 247Sports composite rankings ... Coached in high school by Scott Smith.

SANOGO'S CAREER STATISTICS**—DEFENSE—**

Year	G-S	UT	AT	TT	TFL-YDS	Sacks-Yds
2017	11-0	3	6	8	0.0-0	0.0-0
2018	5-5	23	16	39	1.0-1	0.0-0
Total	14-3	26	21	47	1.0-1	0.0-0

Year	FF	FR	PD	QBH	INT	BLK
2017	0	0	0	0	0	0
2018	2	0	0	0	0	0
Total	2	0	0	0	0	0

SANOGO'S CAREER HIGHS**—DEFENSE—**

TACKLES: 12, at LSU (9/29/18)

SOLO TACKLES: 7, vs. Southern Illinois (9/8/18)

FORCED FUMBLE: 1, 2x, at LSU (9/29/18)

**97 - QAADIR SHEPPARD**

6-3 • 240 • JR-1L • DE
BRONX, N.Y.
(IONA PREP/SYRACUSE)

Made his first career start in the opener against *Texas Tech* (9/1/18) and recorded a five tackles and 1.5 tackles for loss ... vs. *Southern Illinois* (9/8/18): Made start at defensive end and recorded three total tackles, one quarterback hurry and one pass breakup in the win over Southern Illinois ... vs. *#1 Alabama* (9/15/18): Recorded two total tackles in reserve role at defensive end ... vs. *Kent State* (9/22/18): Tallied three total tackles, including one tackle for loss and a half of a sack ... Recorded two quarterback hurries ... Named to Pro Football Focus' SEC Team of the Week ... at *#5 LSU* (9/29/18): Saw action as a reserve defensive end ... Tallied career-high six tackles and two tackles for loss ... Also forced on fumble ... **2017:** Played in three games, starting one at No. 1 Alabama ... Recorded eight total tackles and one QB hurry ... **2016:** Transferred to Ole Miss in August ... Sat out the season due to NCAA transfer rules ... **SYRACUSE (2015):** One of 15 true freshmen to play for the Orange ... Appeared in nine games as a reserve DE and special teams player ... **HIGH SCHOOL:** Rated a 3-star prospect out of Iona Prep by Rivals, ESPN and 247Sports ... Listed as the fourth-best recruit from New York by Rivals and ESPN.

SHEPPARD'S CAREER STATISTICS**—DEFENSE—**

Year	G-S	UT	AT	TT	TFL-YDS	Sacks-Yds
2017	3-0	5	3	8	0.0-0	0.0-0
2018	5-2	7	6	13	4.5-11	0.5-1
Total	8-2	13	14	27	4.5-11	0.5-1

Year	FF	FR	PD	QBH	INT	BLK
2017	0	0	0	1	0	0
2018	1	0	1	4	0	0
Total	1	0	1	5	0	0

SHEPPARD'S CAREER HIGHS


TACKLES: 6, at LSU (9/29/18)

SOLO TACKLES: 4, vs. Texas Tech (9/1/18)

QB HURRIES: 2, vs. Kent State (9/22/18)


TACKLES FOR LOSS: 2.0, at LSU (9/29/18)

FORCED FUMBLE: 1, at LSU (9/29/18)

**70 - JORDAN SIMS**

6-4 • 326 • SR-3L • OL
HOMEWOOD, ALA.
(HOMEWOOD)

Has appeared in 40 career games, including 18 starts ... Made his 2018 debut vs *Texas Tech* (9/1/18) ... Helped block for Scottie Phillips' 200-yard rushing performance, just the 10th such performance in school history ... vs. *Southern Illinois* (9/8/18): Played at both guard and center and helped the Rebels put up 76 points, the fifth-most in school history ... Ole Miss' 629 total yards were the sixth-most in school history, while the 470 team passing yards were second-most ever by a Rebels team ... vs. *#1 Alabama* (9/15/18): Played primarily in reserve role on offensive line ... vs. *Kent State* (9/22/18): Saw the field as a reserve offensive lineman who helped pass block for Jordan's Ta'amu's 442-yard passing effort, the fourth-most yards in school history ... at *#5 LSU* (9/29/18): Played 15 snaps primarily at right guard in loss to LSU ... 2017: Played in 10 games, starting in three vs. Arkansas, Louisiana and at No. 14 Mississippi State ... 2016: Played in every game with 11 starts (10 at right guard, one at left guard) ... 2015: Played in every game with four starts at right guard ... **HIGH SCHOOL:** Named a U.S. Army All-American ... Made the **MaxPreps** Medium Schools All-America second team ... Listed as a 4-star recruit by **ESPN** ... Ranked the No. 19 offensive guard in the country by **ESPN** and No. 21 by **247Sports** ... Rated as the No. 14 player in Alabama by **Scout** and No. 15 by **247Sports** and **ESPN** ... Coached in high school by Doug Goodwin.

**20 - KEIDRON SMITH**

6-2 • 192 • FR-HS • DB
WEST PALM BEACH, FLA.
(OXBRIDGE ACADEMY)

Made his Ole Miss debut vs. *Texas Tech* (9/1/18) and recorded a tackle ... vs. *Southern Illinois* (9/8/18): Recorded first-career interception and three tackles in the win over the Salukis ... vs. *#1 Alabama* (9/15/18): Tallied a career-high seven tackles, including five solo stops ... Had a half tackle-for-loss and one pass breakup ... vs. *Kent State* (9/22/18): Saw action off the bench and recorded five total tackles and 0.5 TFL ... at *#5 LSU* (9/29/18): Played in a reserved rol, recording five total tackles ... **HIGH SCHOOL:** Rated a consensus three-star recruit by **247Sports**, **ESPN** and **Rivals** ... Tabled the No. 127 player in Florida by **ESPN** ... Helped lead the ThunderWolves to the state championship game and 10-2 record as a senior ... Coached by Brendan Kent.

SMITH'S CAREER STATISTICS**—DEFENSE—**

Year	G-S	UT	AT	TT	TFL-YDS	Sacks-Yds
2018	4-0	11	5	16	1.0-2	0.0-0
Total	5-0	13	8	21	1.0-2	0.0-0


Year	FF	FR	PD	QBH	INT	BLK
2018	0	0	1	0	1	0
Total	0	0	1	0	1	0

SMITH'S CAREER HIGHS

TACKLES: 7, vs. Alabama (9/15/18)

SOLO TACKLES: 5, vs. Alabama (9/15/18)

INTERCEPTIONS: 1, vs. Southern Illinois (9/8/18)

**24 - ERIC SWINNEY**

5-9 • 220 • FR-HS • DB
RIVERDALE, GA.
(SANDY CREEK)

Missed first three games of the season ... vs. *Kent State* (9/22/18): Made 2018 debut as a reserve running back ... Rushed two times for 19 yards ... at *#5 LSU* (9/29/18): Saw action exclusively on special teams ... 2017: Played in 11 games ... Third-highest rusher with 195 yards on 41 carries (4.8 avg.) with three TDs and a long of 55 ... Caught six passes for 23 yards ... 2016: Injured his left knee in the first half of the season opener and missed the rest of the season ... Earned first letter ... **HIGH SCHOOL:** Selected to play in the **Semper Fidelis** All-American Bowl ... Rated a 4-star prospect by all the major recruiting services ... Member of the **ESPN** 300, **Rivals** 250 and **Scout** National 300 ... Listed as the No. 114 overall prospect in the nation by **247Sports** and No. 115 by **Rivals** ... Listed as the No. 11 RB in the nation by **247Sports**, No. 12 by **Rivals** and No. 17 by **ESPN** ... Listed as the No. 12 overall prospect in Georgia by **247Sports.com** and **Rivals** ... Named Regional Player of the Year, as voted by the region's coaches ... Garnered **Atlanta Journal Constitution** All-State honors at RB and **Georgia Sports Writers Association** All-State honors as an athlete ... Rushed 321 times for 1,842 yards and 21 touchdowns, helping lead Sandy Creek to an 11-2 record and a quarterfinal appearance in the Class AAAA Playoffs ... As a junior, rushed 137 times for 1,149 yards and 22 touchdowns ... As a sophomore, rushed 151 times for 1,420 yards and 21 touchdowns, helping lead Sandy Creek to a 15-0 record and a Class AAAA Championship ... Participated in the Rising Seniors Georgia Junior Bowl in 2013 ... Coached in high school by Chip Walker

SWINNEY'S CAREER STATISTICS**—RUSHING—**

Year	G-S	Att	Yds	TD	Lg	Avg.
2016	1-0	1	6	0	6	6.0
2017	11-0	41	195	3	55	4.8
2018	2-0	2	19	0	22	9.5
Total	14-0	44	220	3	55	5.0

—RECEIVING—

Year	G-S	Rec	Yds	TD	Lg	Avg.
2016	1-0	0	0	0	0	0.0
2017	11-0	6	23	0	12	3.8
2018	2-0	0	0	0	0	0.0
Total	14-0	6	23	0	12	3.8

SWINNEY'S CAREER HIGHS

RUSHING ATTEMPTS: 7, vs. Vanderbilt (10/14/17)

RUSHING YARDS: 76, vs. Vanderbilt (10/14/17)

LONGEST RUSH: 55, vs. Vanderbilt (10/14/17)

RECEPTIONS: 2, 2x, MR: vs. Vanderbilt (10/14/17)

RECEIVING YARDS: 12, vs. UT Martin (9/9/17)

LONG RECEPTION: 12, vs. UT Martin (9/9/17)

**10 - JORDAN TA'AMU**

6-2 • 210 • SR-1L • QB
PEARL CITY, HAWAII
(PEARL CITY/NEW MEXICO MILITARY)

Currently sits in 15th place on the Ole Miss all-time charts in career passing yardage with 3,041 ... First in the SEC and fifth nationally with 1,359 passing yards on the season ... Tied for 15th in the NCAA with 10 touchdown passes ... Made his 2018 debut vs. *Texas Tech* (9/1/18) and recorded 336 passing yards on 22-32 completions and two TDs ... vs. *Southern Illinois* (9/8/18): Threw for career-high 448 yards and five touchdowns in win over the Salukis ... It was the third-best passing performance by a Rebel in school history ... vs. *#1 Alabama* (9/15/18): Completed 7-of-22 passes for 133 yards and one touchdown ... vs. *Kent State* (9/22/18): Finished the game 28-for-38 for 442 yards and two touchdowns through the air ... Tallied his fourth career rushing TD, first this season ... It was Ta'amu's second 400-yard passing effort of 2018 and the third in his career, more than any other quarterback in Ole Miss history ... Named to Pro Football Focus' SEC Team of the Week ... at *#5 LSU* (9/29/18): Completed 19-of-38 passes for 178 yards and one interception ... 2017: Played in eight games, starting at QB in the final five games of the season ... Ended the year 115-of-173 for 1,682 yards and 11 TD ... Threw for 365 yards or more in his first three career starts ... Became the only Ole Miss QB to ever throw for 350 yards or more in back-to-back SEC games ... Rushed for 165 yards and four TDs on 57 attempts ... **JUNIOR COLLEGE:** Rated a 3-star prospect by **Scout** and **ESPN** ... Tabled the No. 4 junior college dual-threat QB in the nation by **ESPN** ... Member of the **Scout** JUCO Top 100, listed as the No. 99 overall JUCO prospect in the country ... As a sophomore at NMML, threw for 3,014 yards and 32 touchdowns while also rushing for 328 yards and seven touchdowns ... **HIGH SCHOOL:** As a senior at Pearl City High School in Hawaii, named All-State and Division 2 Offensive Player of the Year...Coached in high school by Rob Kami.

TA'AMU'S CAREER STATISTICS**—PASSING—**

Year	G-S	Cmp-Att	Pct.	Yds	TD	INT	LP
2017	8-5	115-173	66.5	1682	11	4	77
2018	5-5	99-163	60.7	1537	10	4	75
Total	13-10	214-336	63.7	3219	21	8	77

—TOTAL OFFENSE—

Year	G-S	Rush	Pass	Total	Avg/G
2017	8-5	165	1682	1847	230.9
2018	5-5	49	1537	1586	317.2
Total	13-10	214	3219	3433	264.1

TA'AMU'S CAREER HIGHS

PASSING ATTEMPTS: 40, at Kentucky (11/4/17)

COMPLETIONS: 31, at Kentucky (11/4/17)

PASSING YARDS: 448, vs. Southern Illinois (9/8/18)

PASSING TDs: 5, vs. Southern Illinois (9/8/18)

LONG COMPLETION: 77, at No. 14 MSU (11/23/17)

300-YARD PASSING GAMES: 6, MR: vs. Kent State (9/22/18)

RUSHING ATTEMPTS: 14, vs. Texas A&M (11/18/17)

RUSHING YARDS: 76, vs. Arkansas (10/28/17)

RUSHING TOUCHDOWNS: 2, 3x, MR: vs. Texas A&M (11/18/17)

LONGEST RUSH: 49, vs. Arkansas (10/28/17)

TOTAL OFFENSE YARDS: 448, vs. Kent State (9/22/18)

TOTAL TOUCHDOWNS: 5, 2x, MR: vvs. Southern Illinois (9/8/18)

**22 - TARIQIOUS TISDALE**

6-5 • 280 • SO-TR • DE
LEXINGTON, TENN.
(NORTHWEST MISS. JC)

Made his Ole Miss debut *vs. Texas Tech (9/1/18)* and recorded three tackles and 0.5 tackles for loss ... *vs. Southern Illinois (9/8/18)*: Made first career start at defensive end and tallied two total tackles in the win over SIU ... *vs. #1 Alabama (9/15/18)*: Tallied three total tackles, including two solo stops ... *at #5 LSU (9/29/18)*: Played both defensive end and defensive tackle, recording two total tackles ... **JUNIOR COLLEGE**: Played in 11 games, starting in 5 ... 31 total tackles, 5 sacks, 11 TFL ... coached by Benji Parker ... **HIGH SCHOOL**: Played for head coach Bryant Hollingsworth at Lexington (Tenn.)... Named Class 4A Region 7 Defensive Lineman of the Year ... Rated a three-star defensive end by *Rivals*, *247Sports*, *Scout* and *ESPN.com*.

**85 - ALEX WEBER**

6-1 • 190 • SR-3L • WR
LAKE CITY, FLA.
(COLUMBIA)

vs. Texas Tech (9/1/18): Made his 2018 debut on special teams ... *vs. Southern Illinois (9/8/18)*: Made first career catch for 31 yards ... His acrobatic catch was *SportsCenter's* No. 1 play on its Top 10 list ... *vs. #1 Alabama (9/15/18)*: Saw the field as a reserve wide receiver ... *vs. Kent State (9/15/18)*: Played as a backup wide receiver and did not record any stats ... *at #5 LSU (9/29/18)*: Saw action as a backup receiver ... **2017**: Played in four games ... **2016**: Played in one game (Wofford) as a backup wide receiver ... **2015**: Played in one game ... **2014**: Did not see action and was redshirted ... Member of the 2014 signing class ... **HIGH SCHOOL**: Caught 23 passes for 264 yards and a TD his junior year, while helping Columbia reach the Class 6A state quarterfinals ... Coached in high school by Brian Allen.

**5 - KEN WEBSTER**

5-11 • 201 • SR-4L • DB
DECATUR, GA.
(STOCKBRIDGE)

Has appeared in 39 career games in the secondary for the Rebels ... *vs. Texas Tech (9/1/18)*: Made his 2018 debut and recorded two tackles ... *vs. Southern Illinois (9/8/18)*: Started at cornerback and made three total tackles ... *at #5 LSU (9/29/18)*: Recorded two solo stops off the bench ... **2017**: Played in 10 games, starting in five ... Ended the season with 29 total tackles, 1.5 TFL and two pass breakups ... **2016**: Injured his left knee on the first defensive series of the season opener and missed the remainder of the season ... Awarded a medical redshirt ... **2015**: Started every game at cornerback ... Tied for third on team and eighth among SEC players with 12 passes defended ... Totaled 41 tackles, 3.0 TFLs, 11 pass breakups and an interception ... **2014**: Played in every game with one start at cornerback ... Totaled 22 tackles and two pass breakups for the season ... Helped Ole Miss lead the nation in scoring defense (16.0 ppg) and rank top 20 in total defense and passing defense ... **HIGH SCHOOL**: A 4-star prospect and the No. 25 cornerback in the country by *Scout*, which also named him the No. 16 player in Georgia ... Rated the No. 24 CB in the country by *247Sports*.

WEBSTER'S CAREER STATISTICS**—DEFENSE—**

Year	G-S	UT	AT	TT	TFL-YDS	Sacks-Yds
2014	13-1	18	4	22	0.0-0	0.0-0
2015	13-13	30	11	41	3.0-3	0.0-0
2016	1-1	0	0	0	0.0-0	0.0-0
2017	10-5	21	8	29	1.5-3	0.0-0
2018	3-1	7	0	7	0.0-0	0.0-0
Total	39-21	76	25	101	4.5-6	0.0-0

Year	FF	FR	PD	QBH	INT	BLK
2014	0	0	2	0	0	0
2015	0	0	12	0	1	0
2017	0	0	4	0	0	0
2018	0	0	1	0	0	0
Total	0	0	19	0	1	0

WEBSTER'S CAREER HIGHS

TACKLES: 8, at No. 14 MSU (11/23/17)

SOLO TACKLES: 4, 6x, MR: *vs. LSU* (10/21/17)

TFLs: 1.0, 4x, MR: at Cal (9/16/17)

INTERCEPTIONS: 1, *vs. Texas A&M* (10/24/15)

PASSES DEFENDED: 2, 4x, MR: *vs. Oklahoma State* (1/1/16)

**6 - KAM WHITE**

6-2 • 210 • FR-RS • DB
CLINTON, MISS.
(CLINTON)

vs. Texas Tech (9/1/18): Made his Ole Miss debut ... *vs. Southern Illinois (9/8/18)*: Saw the field as a reserve defensive back but didn't record any stats ... **2017**: Redshirted ... Member of the 2017 signing class ... **HIGH SCHOOL**: A 4-star recruit by *Rivals* and *ESPN* ... Listed as the nation's 30th-best athlete by *Rivals* and 49th-best wide receiver by *ESPN* ... Ranked the No. 6 player in the state by *Rivals* ... Represented Mississippi in the Mississippi-Alabama All-Star game where he intercepted a pass and returned it for a touchdown ... Named first team All-State by the *Mississippi Association of Coaches* and *The Clarion-Ledger* ... Named to *The Clarion-Ledger's* Dandy Dozen ... Led Clinton to a 14-1 record and a 6A state championship ... As a senior, recorded 51 tackles and six interceptions on defense, while tallying 31 catching for 522 yards and six TDs on offense ... Coached in high school by Judd Boswell ... **PERSONAL**: Son of Jonathan and Kimberly Ruffin ... Full name is KamRon Jakial White ... Born: Jan. 6, 1999 ... Sport and recreation administration major.

**98 - CHARLES WILEY**

6-2 • 242 • SO-1L • DE
STOCKBRIDGE, GA.
(STOCKBRIDGE)

vs. Texas Tech (9/1/18): Made his 2018 debut ... *vs. Southern Illinois (9/8/18)*: Tallied one tackle in win over the Salukis ... *vs. #1 Alabama (9/15/18)*: Recorded one tackle ... *vs. Kent State (9/22/18)*: Had a career day with five total tackles, 2.5 sacks and three tackles for loss ... Became just the third Rebel, since 2010, to get three sacks in a single game ... *at #5 LSU (9/29/18)*: Saw the field in a reserve role and recorded on tackle ... **2017**: Played in nine games ... Ended year with six tackles, 1.0 TFL and one QB hurry ... **2016**: Did not see action and was redshirted ... **HIGH SCHOOL**: A consensus 4-star prospect by the major recruiting services ... Ranked the No. 17 weakside DE by *Rivals.com* and the No. 26 DE by *ESPN.com* ... Nationally ranked on the *Scout300*, *247Sports* and *ESPN300* lists ... Coached in high school by Kevin Whitley.

WILEY'S CAREER STATISTICS**—DEFENSE—**

Year	G-S	UT	AT	TT	TFL-YDS	Sacks-Yds
2017	8-0	3	3	6	1.0-2	0.0-0
2018	5-0	3	5	8	3.0-11	2.5-10
Total	12-0	6	8	14	4.0-13	2.5-10

Year	CF	FR	PD	QBH	INT	BLK
2017	0	0	0	0	0	0
2018	0	0	0	1	0	0
Total	0	0	0	1	0	0


WILEY'S CAREER HIGHS

TACKLES: 5, *vs. Kent State* (9/22/18)

SOLO TACKLES: 2, 2x, MR: *vs. Kent State* (9/22/18)

Sacks: 2.5, *vs. Kent State* (9/22/18)

TFLs: 3.0, *vs. Kent State* (9/22/18)

**41 - BRENDEN WILLIAMS**

6-3 • 237 • JR-1L • DE
BIRMINGHAM, ALA.
(NORTHEAST MISSISSIPPI CC)

vs. *Texas Tech* (9/1/18): Made his 2018 debut and didn't record any stats ... vs.

Southern Illinois (9/8/18): Saw the field as a backup defensive end ... vs. *#1 Alabama* (9/15/18): Backup DE and didn't record any stats ... vs. *Kent State* (9/22/18): Had one tackle, which was a tackle for loss ... at *#5 LSU* (9/29/18): Recorded one solo tackle in a reserve role ... **2017**: Played in nine games ... Ended year with two total tackles ... **JUNIOR COLLEGE**: Listed as a 3-star prospect by Scout, 247Sports and ESPN ... 247Sports rates him as the No. 21 overall junior college prospect in the country and the third-best inside linebacker nationally ... **HIGH SCHOOL**: Played mostly wide receiver at Restoration Academy in Fairfield, Alabama.

WILLIAMS' CAREER STATISTICS**—DEFENSE—**

Year	G-S	UT	AT	TT	TFL-YDS	Sacks-Yds
2017	9-0	2	0	2	0.0-0	0.0-0
2018	5-0	1	1	2	0.5-3	0.5-3
Total	13-0	3	1	4	0.5-3	0.5-3

Year	CF	FR	PD	PRES	INT	BLK
2017	0	0	0	0	0	0
2018	0	0	0	0	0	0
Total	0	0	0	0	0	0

WILLIAMS' CAREER HIGHS

TACKLES: 1, 2x, MR: at Alabama (9/30/17)

SOLO TACKLES: 1, 2x, MR: at Alabama (9/30/17)

**36 - ZEDRICK WOODS**

5-11 • 203 • SR-3L • DB
LAKE CITY, FLA.
(COLUMBIA)

Appeared in 42 career games with 30 starts ... vs. *Texas Tech* (9/1/18): Made his

2018 debut and recorded a team-high nine tackles ... vs. *Southern Illinois* (9/8/18): Recorded five tackles and one forced fumble in win over SIU ... vs. *#1 Alabama* (9/15/18): Started at strong safety and tallied six total tackles, including four solo stops ... vs. *Kent State* (9/22/18): Tallied seven total tackles including five solo stops ... Recorded his fifth career interception ... at *#5 LSU* (9/29/18): Made the start at strong safety and recorded six total tackles and one fumble recovery ... **2017**: Played in all 12 games, starting in 11 ... Fourth on the team in tackles with 64 ... Also had 1.0 TFL, four pass breakups and one QB hurry ... **2016**: Led team and tied for fifth among SEC players with three interceptions ... Team leader with six total passes defended, second with 63 tackles ... Started every game at free safety ... **2015**: True freshman played in every game with two starts as a safety ... Season totals of 25 tackles, 1.0 TFL and an interception ... **HIGH SCHOOL**: A consensus 3-star prospect by the major recruiting services ... Rated the No. 60 outside linebacker in the country by 247Sports, which also listed him as the No. 113 player in Florida ... Coached in high school by Brian Allen

WOODS' CAREER STATISTICS**—DEFENSE—**

Year	G-S	UT	AT	TT	TFL-YDS	Sacks-Yds
2015	13-2	16	9	25	1.0-1	0.0-0
2016	12-12	28	35	63	2.5-6	0.0-0
2017	12-11	40	24	64	1.0-5	0.0-0
2018	5-5	21	12	33	0.0-0	0.0-0
Total	42-30	105	80	185	4.5-12	0.0-0

Year	FF	FR	PD	QBH	INT	BLK
2015	0	0	1	0	1	0
2016	0	0	6	0	3	0
2017	0	0	4	0	0	0
2018	1	1	2	0	1	0
Total	1	1	13	0	5	0

WOODS' CAREER HIGHS

TACKLES: 12, at Alabama (9/30/17)

SOLO TACKLES: 9, at Alabama (9/30/17)

TFLs: 1.5, vs. Memphis (10/1/16)

INTERCEPTIONS: 2, vs. Memphis (10/1/16)

PASSES DEFENDED: 2, 2x, MR: vs. South Alabama (9/2/17)

FORCED FUMBLES: 1, vs. Southern Illinois (9/8/18)

DEFENSIVE TDs: 1, vs. Memphis (10/1/16)

KICK RETURNS: 1, 2x, MR: vs. Wofford (9/10/16)

KICK RETURN YARDS: 26, vs. Wofford (9/10/16)

**26 - ISAIAH WOULLARD**

5-9 • 200 • FR-HS • RB
HATTIESBURG, MISS.
(PRESBYTERIAN CHRISTIAN)

Made his Ole Miss debut vs. *Texas Tech* (9/1/18) and received four carries ... vs.

Southern Illinois (9/8/18): Rushed seven times for 23 yards and recorded his first career rushing touchdown in win over SIU ... vs. *#1 Alabama* (9/15/18): Rushed for a career-high 29 yards on seven carries ... vs. *Kent State* (9/22/18): Carried the ball four times for 16 yards and one touchdown ... Hauled in his first career catch for six yards ... at *#5 LSU* (9/29/18): Tallied six rushing attempts for 22 yards ... **HIGH SCHOOL**: All-time leading rusher in Mississippi high school history with 8,294 career yards ... Named first team All-State by The Clarion-Ledger as a senior ... Hattiesburg Impact All-Area Player of the Year ... Averaged 230 rushing yards per game (2,761 total) while reaching the end zone 36 times ... Ran for 100 yards in every game of the season, including nine 200-yard games ... Averaged nearly 9 yards per carry.

WOULLARD' CAREER STATISTICS**—RUSHING—**

Year	G-S	Att	Yds	TD	Lg	Avg.
2018	5-0	28	92	2	12	3.3
Total	5-0	28	92	2	12	3.3

PHILLIPS' CAREER HIGHS

RUSHING ATTEMPTS: 7, 2x, MR: vs. Alabama (9/15/18)

RUSHING YARDS: 29, vs. Alabama (9/15/18)

RUSHING TDs: 1, 2x, MR: vs. Kent State (9/22/18)

LONGEST RUSH: 12, vs. Alabama (9/15/18)

TOTAL OFFENSE YARDS: 29, vs. Alabama (9/15/18)