



Cowboys



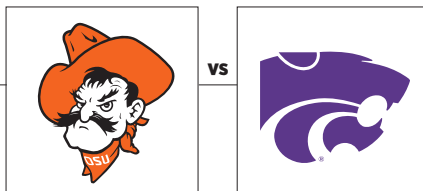
Men's Basketball

Game Notes

Game 18 • Saturday Jan. 17, 2026 • 9:05 p.m. CT • Stillwater, Okla. • Gallagher-Iba Arena

-/- **OKLAHOMA STATE COWBOYS**
13-4 overall (1-3 Big 12)

NET: 74 • **KP:** 63 • **WAB:** +0.37 (32)
Streak: L2 • H: 11-1 (L11) • A: 0-2 (L2) • N: 2-1 (L1)
Head Coach: Steve Lutz (Texas Lutheran '95)
2nd Season at OSU (30-22); 5th Overall (99-57)



-/- **KANSAS STATE WILDCATS**
9-8 overall (0-4 Big 12)

NET: 77 • **KP:** 82 • **WAB:** -1.79 (84)
Streak: Lost 4 • H: 7-4 (L2) • A: 1-3 (L2) • N: 1-1
Head Coach: Jerome Tang (Charter Oak State '07)
4th Season at KSU (70-50); Overall (72-50)

COWBOY GAME DAY

Tickets: okstate.com/tickets
Watch: CBSSN (Jordan Kent, Mike O'Donnell, Ashley Moss)
Listen: Cowboy Radio Network / Varsity Network App (Dave Hunziker, John Holcomb, Kendall Mae Stark)
Stats: okstate.statbroadcast.com
Series: KSU leads 88-60 (OSU leads 38-28 in Stillwater)
Last: Jan. 29, 2025 (KSU, 85-57)

SCHEDULE / RESULTS

Preseason Exhibition Games				
Oct. 15	vs Auburn *	20/23	W	97-95 ot
Oct. 25	at SMU	-/-	L	71-86
Nov. 4	Oral Roberts	-/-	W	95-71
Nov. 9	Texas A&M	-/-	W	87-63
Nov. 12	Prairie View A&M	-/-	W	94-67
Nov. 16	A&M-Corpus Christi	-/-	W	85-69
Nov. 19	South Florida	-/-	W	103-95
Nov. 22	Nicholls	-/-	W	95-81
Nov. 27	vs Northwestern ^	-/-	W	86-81
Dec. 2	Sam Houston	-/-	W	93-83
Dec. 6	vs Grand Canyon %	-/-	W	84-78
Dec. 13	vs Oklahoma !	-/-	L	76-85
Dec. 18	Kansas City	-/-	W	91-79
Dec. 21	Cal St. Fullerton	-/-	W	94-89
Dec. 29	Bethune-Cookman	-/-	W	103-77
Jan. 3	at Texas Tech *	15/16	L	80-102
Jan. 6	UCF *	25/1rv	W	87-76
Jan. 10	at Iowa St. *	3/3	L	71-83
Jan. 13	Baylor *	-/-	L	79-94
Jan. 17	Kansas St. *	9 p.m.	CBSSN	
Jan. 20	at TCU *	7 p.m.	ESPN+	
Jan. 24	Iowa St. *	3 p.m.	Peacock	
Jan. 31	at Utah *	5 p.m.	ESPN2	
Feb. 4	BYU *	8 p.m.	FS1	
Feb. 7	at Arizona *	3 p.m.	^ESPN/2	
Feb. 10	at Arizona St. *	8 p.m.	CBSSN	
Feb. 14	TCU *	11 a.m.	ESPN2	
Feb. 18	Kansas *	8 p.m.	Peacock	
Feb. 21	at Colorado *	2:30 p.m.	TNT	
Feb. 24	West Virginia *	6 p.m.	CBSSN	
Feb. 28	at Cincinnati *	1 p.m.	CBSSN	
Mar. 3	at UCF *	6 p.m.	ESPN+	
Mar. 7	Houston *	11 a.m.	CBS	

Big 12 Championship (Kansas City, Mo. / T-Mobile Center)
Mar. 10-14 TBD

^ = Chicago, IL % = Phoenix, AZ ! = Oklahoma City
* = Big 12 Conference game
Opponent poll rankings listed to the right (AP/Coaches)






OPENING TIPS

- The Oklahoma State Cowboys will work the late shift Saturday night against the Kansas State Wildcats with a rare 9 p.m. CT tipoff inside Gallagher-Iba Arena.
- OSU is looking to bounce back from a rough defensive showing in Tuesday's 94-79 loss to Baylor. The visiting Bears shot 59% from the field, including 72% during a 57-point first half.
- The Baylor loss spoiled OSU's best home start since the 2009-10 season (11-0) and its longest home winning streak (11) since 2014.
- Head coach **Steve Lutz** will again take aim at his 100th win in just five seasons as head coach.
- Tuesday aside, Lutz has helped restore home court advantage in GIA, guiding the Cowboys to a 24-5 mark (.828) in his two seasons in Stillwater (8-4 in Big 12 play).
- Three of OSU's first four Big 12 games were against AP top-25 opponents. The Cowboys defeated No. 25 UCF in Stillwater but suffered road setbacks at Texas Tech and Iowa State.
- OSU is averaging 88.4 points (19th nationally) on 48.4% shooting this season. At home, those numbers climb to 92.2 points on 50%.
- OSU is averaging 19.4 points per game at the foul line (19th nationally) and converting 75.3%

of its free throw opportunities.

- Five Cowboys are averaging at least 10 points per game, led by **Anthony Roy** (17.6 ppg). The 6-5 guard has scored in double-figures in all 14 games in an OSU uniform and ranks among the NCAA leaders in three-pointers (17th, 3.43) and three-point percentage (12th, .457). He's also shooting a Big 12-best 90.6% at the foul line.
- In four Big 12 contests, Roy has knocked down a league-best 20 threes on 51.3% accuracy.
- Sophomore guard **Vyctorius Miller** (14.9 ppg) has also been a dangerous perimeter threat this season, sinking 31-of-64 (.484) treys.
- Senior forward **Parsa Fallah** (15.1 ppg) is the team's leading rebounder at 6.5 per game and his .626 field goal percentage charts among the top-20 nationally.
- Like Roy, Fallah has found another gear since the start of Big 12 play, averaging 20.8 points on 61.5% shooting through four games.
- Point guards **Kanye Clary** (4.9 apg) and **Jaylen Curry** (4.6 apg) lead one the nation's most aggressive attacks (seventh in KenPom adjusted tempo). Curry ranks 22nd nationally in A:TO ratio (3.40) and Clary is 21st in assists-per-40 (8.3).

LAST GAME STARTERS

##	Player (Ht, Class, Pos, Hometown)	GP-GS	Min	Reb	Ast	Stl	Blk	Pts
	4 Christian Coleman 6-8 • Sr. • F • Winnsboro, La.	16-8	22.0	4.2	0.9	14	12	10.5
60.9% 2pt FG... 7 games w/ 15+ points... 2 double-doubles								
	22 Parsa Fallah 6-10 • Sr. • F • Amol, Iran	15-15	24.5	6.5	0.8	19	7	15.1
In Big 12 play: 20.8 ppg, 62.6% FG								
	1 Kanye Clary 6-0 • Jr. • G • Virginia Beach, Va.	16-13	23.6	2.8	4.9	19	1	8.8
8.3 assists-per-40-minutes ranks 21 st nationally								
	5 Vyctorius Miller 6-1 • Jr. • G • Charlotte, N.C.	15-14	26.8	3.1	1.8	14	5	14.9
31/64 3pt (.484), 58/70 FT (.829)								
	9 Anthony Roy 6-5 • Sr. • G • Oakland, Calif.	14-11	27.5	4.2	1.5	6	5	17.6
Among NCAA leaders in 3pt% (12 th , .457), 3pt FG (17 th , 3.43), FT% (23 rd , .906)								

2025-26 Cowboy Basketball Roster

NUMERICAL

##	Name	Pos	Ht	Wt	Cl	Exp	Hometown / Previous Team
0	Jaylen Curry	G	6-1	175	Jr.	TR	Charlotte, N.C. / UMass
1	Kanye Clary	G	6-0	190	Jr.	TR	Virginia Beach, Va. / Mississippi St.
4	Christian Coleman	G	6-8	210	Sr.	TR	Winnsboro, La. / UAB
5	Vyctorius Miller	G	6-5	190	So.	TR	Los Angeles, Calif. / LSU
7	Kirk Cole	G	6-1	170	Sr.	1L	Yukon, Okla. / Troy
8	Daniel Guetta	G	6-2	180	Fr.		Kiryat Gat, Israel / Maccabi Rehovot
9	Anthony Roy	G	6-5	205	Sr.	TR	Oakland, Calif. / Green Bay
13	Mekhi Ragland	F	6-11	330	Fr.		Lilburn, Ga. / Sunrise Christian Academy (Kan.)
19	Andrija Vukovic	F	6-11	270	So.	1L	Cukarica, Belgrade, Serbia / First Sport Basketball College Belgrade
21	Isaiah Coleman	G	6-5	200	Jr.	TR	Fredericksburg, Va. / Seton Hall
22	Parsa Fallah	F	6-10	250	Sr.	TR	Amol, Iran / Oregon St.
23	Benjamin Ahmed	C	6-10	275	Fr.		Kogi State, Nigeria / Putnam Science Academy (Conn.)
24	Ryan Crotty	G	6-6	215	Fr.		Holly Springs, N.C. / Miller School (Va.)
25	Robert Jennings II	F	6-7	230	Sr.	1L	Desoto, Texas / Texas Tech
72	Lefteris Mantzoukas	F	6-9	230	Fr.		Ioannina, Greece / Maroussi BC Athens

ALPHABETICAL

##	Name	Pos	Ht	Wt	Cl	Exp	Hometown / Previous Team
23	Benjamin Ahmed	C	6-10	275	Fr.		Kogi State, Nigeria / Putnam Science Academy (Conn.)
1	Kanye Clary	G	6-0	190	Jr.	TR	Virginia Beach, Va. / Mississippi St.
7	Kirk Cole	G	6-1	170	Sr.	1L	Yukon, Okla. / Troy
4	Christian Coleman	G	6-8	210	Sr.	TR	Winnsboro, La. / UAB
21	Isaiah Coleman	G	6-5	200	Jr.	TR	Fredericksburg, Va. / Seton Hall
24	Ryan Crotty	G	6-6	215	Fr.		Holly Springs, N.C. / Miller School (Va.)
0	Jaylen Curry	G	6-1	175	Jr.	TR	Charlotte, N.C. / UMass
22	Parsa Fallah	F	6-10	250	Sr.	TR	Amol, Iran / Oregon St.
8	Daniel Guetta	G	6-2	180	Fr.		Kiryat Gat, Israel / Maccabi Rehovot
25	Robert Jennings II	F	6-7	230	Sr.	1L	Desoto, Texas / Texas Tech
72	Lefteris Mantzoukas	F	6-9	230	Fr.		Ioannina, Greece / Maroussi BC Athens
5	Vyctorius Miller	G	6-5	190	So.	TR	Los Angeles, Calif. / LSU
13	Mekhi Ragland	F	6-11	330	Fr.		Lilburn, Ga. / Sunrise Christian Academy (Kan.)
9	Anthony Roy	G	6-5	205	Sr.	TR	Oakland, Calif. / Green Bay
19	Andrija Vukovic	F	6-11	270	So.	1L	Cukarica, Belgrade, Serbia / First Sport Basketball College Belgrade

ON THE BENCH

Head Coach: Steve Lutz, 2nd Season (Texas Lutheran '95)

Associate Head Coach: James Miller (Colorado State '05)

Assistant Coach: Lou Gudino (Indiana '97)

Assistant Coach: Robert Guster (Missouri-Rolla '99)

Assistant Coach: Keiton Page (Oklahoma State '12)

Assistant Coach: Dana Valentine (Worcester State)

Special Assistant to the Head Coach: Scott Sutton (Oklahoma State '95)

Director of Scouting/Analytics: Isaiah "Zeke" Brooks-Sena (New Mexico '21)

Director of Operations: Alannah Yeats (A&M-Corpus Christi '23)

Assistant Director of Scouting: Brady Priess (Oklahoma State '23)

Strength & Conditioning Coach: Marcus Edwards (Missouri '15)

Athletic Trainer: Kevin Blaske (Missouri Southern '86)

Graduate Assistants: Zach Benn, Tre Cobbs & Jordan Rutherford

PRONUNCIATIONS

Benjamin Ahmed	AH-med
Kanye Clary	KAHN-yay CLARE-ee
Parsa Fallah	PAR-sah FOWL-ah
Daniel Guetta	GWETT-uh
Lefteris Mantzoukas	leff-TARE-iss mahn-JOO-kiss
Vyctorius Miller	(like "victorious")
Mekhi Ragland	Muh-KYE (rhymes with "sky")
Andrija Vukovic	AHN-dree-yah VOO-koh-vich
Kevin Blaske	BLASS-key
Isaiah Brooks-Sena	SENN-uh
Lou Gudino	Good-EE-no
Steve Lutz	(rhymes with "guts")
Alannah Yeats	Yates

COWBOYS BY CLASS

Seniors: 5
Cole*, C. Coleman (5th), Fallah, Jennings, Roy (6th)

Juniors: 3
Clary**, I. Coleman, Curry

Sophomores: 2
Miller, Vukovic

Freshmen: 5
Ahmed, Crotty, Guetta, Mantzoukas, Ragland

* = Used redshirt year ** = Used medical redshirt

COWBOYS BY HEIGHT

6-11 (2)	Ragland, Vukovic
6-10 (2)	Ahmed, Fallah
6-9 (1)	Mantzoukas
6-8 (1)	C. Coleman
6-7 (1)	Jennings
6-6 (1)	Crotty
6-5 (3)	I. Coleman, Miller, Roy
6-2 (2)	Guetta
6-1 (1)	Cole, Curry
6-0 (2)	Clary

COWBOYS BY STATE

International (5)	Ahmed (Nigeria), Fallah (Iran), Guetta (Israel), Mantzoukas (Greece), Vukovic (Serbia)
California (2)	Miller, Roy
North Carolina (2)	Crotty, Curry
Virginia (2)	Clary, I. Coleman
Georgia	Ragland
Louisiana	C. Coleman
Oklahoma	Cole
Texas	Jennings

COWBOYS BY OSU TENURE

Fourth Year	0

Third Year	0

Second Year	3
Cole (Sr.), Jennings (Sr.), Vukovic (So.)	
First Year	12
Ahmed (Fr.), Clary (Sr.), C. Coleman (5 th), I. Coleman (Jr.), Crotty (Fr.), Curry (Jr.), Fallah (R-Sr.), Guetta (Fr.), Mantzoukas (Fr.), Miller (So.), Ragland (Fr.), Roy (6 th)	

Game Notes

QUICK FACTS

ATHLETICS COMMUNICATIONS

Communications phone (405) 744-7714
 Assistant AD/Communications Gavin Lang
 Associate Director of Communications Bryan Holmgren
 (Men's basketball contact)
 E-mail address bryan.holmgren@okstate.edu
 Office phone (405) 744-7756
 Cell phone (316) 841-6206
 Communications Address 220 Athletics Center
 Stillwater, OK 74078

UNIVERSITY QUICK FACTS

Location Stillwater, OK 74078
 Founded Dec. 25, 1890
 Enrollment (Fall, 2024) 26,805
 Nickname Cowboys
 School Colors Orange & Black
 Home Court Gallagher-Iba Arena
 Capacity 13,611
 Affiliation NCAA Division I
 Conference Big 12
 President Dr. Jim Hess
 Alma mater Northwestern State
 Director of Intercollegiate Athletics Chad Weiberg
 Alma mater Oklahoma State
 Senior Woman Administrator Karen Hancock
 Faculty Athletics Representative Dr. Stephen Clarke
 Athletics Department phone (405) 744-7714
 Ticket Office Phone (877) ALL-4-OSU
 Website okstate.com
 X / Instagram @OSUMBB
 Facebook facebook.com/CowboyBasketball
 Coach Lutz on X / Instagram @LutzSteve

TEAM INFORMATION

2024-25 overall record 17-18 (13-4 H, 3-10 A, 1-4 N)
 Big 12 Regular Season 7-13 (7-3 H, 0-10 A), t-12th/16
 Big 12 Championship 0-1, First Round
 Postseason 2-1, NIT Quarterfinals
 Starters Returning/Lost 1/4
 Regulars (Played 50% of Games) Returning/Lost 1/10
 Newcomers 12

COWBOY BASKETBALL HISTORY

First year of basketball 1907-08
 All-time record 1,776-1,273 (.582)
 All-Americans 23
 Olympians 10
 NBA Draft picks (first-round picks) 37 (10)
 Conference regular season titles 18
 Big 12 (1996-Present) 1 (2004)
 Big Eight (1958-96) 2 (1965, 1991)
 Missouri Valley (1925-57) 15
 Southwest Conference (1921-25) 1
 Conference tournament championships 4
 Big 12 (1997-Present) 2 (2004, 2005)
 Big Eight (1977-96) 2 (1983, 1995)
 NCAA appearances (last) 29 (2021)
 Record 39-28
 Championships (years) 2 (1945, 1946)
 Final Fours (last) 6 (2004)
 NIT Appearances (last) 14 (2025)
 Record 13-15
 Best Finish 3rd (1938, 1940), 4th (1944)



OKLAHOMA STATE COWBOYS

VS

KANSAS STATE WILDCATS

D1 Rank*	Big 12	Value	Category	D1 Rank*	Big 12	Value
19	3	88.4	Scoring Offense	41	7	85.6
325	15	80.8	Scoring Defense	317	14	80.1
117	12	7.6	Scoring Margin	153	14	5.5
49	7	48.4	Field Goal Percentage	104	8	47
21	2	19.4	Free Throws Made	226	13	14.2
24	2	25.8	Free Throw Attempts	235	13	19.7
75	4	75.3	Free Throw Percentage	185	12	71.9
193	13	7.8	Three Pointers	42	2	10.1
222	11	22.3	Three Point Attempts	54	3	27.7
122	12	35.1	Three Point Percentage	62	7	36.3
161	11	43.4	Field Goal Percentage Defense	232	13	44.6
194	12	33.5	Three Point Percentage Defense	126	5	32.2
125	9	3.5	Rebound Margin	203	14	1.2
215	12	10.88	Rebounds (Offensive)	137	8	11.82
100	11	15.7	Assists	11	1	19
185	16	1.21	Assist/Turnover Ratio	62	6	1.5
269	16	13	Turnovers	244	15	12.7
149	9	12.71	Turnovers Forced	110	7	13.24
215	14	-0.3	Turnover Margin	168	11	0.5
252	16	2.9	Blocks	109	8	3.9
149	6	7.2	Steals	175	8	7.1
99	11	13.06	Fastbreak Points	20	2	16.47
49	2	30.59	Bench Points	219	8	22.29

*= As of Thursday, Jan. 15

The NCAA includes only full D1 members in stat rankings (361 teams) but accounts for additional transitioning schools in the NET rankings (365 total)

FOLLOW THE BOUNCING BALL

Tickets / Promotion

- Great seats are available for purchase online at okstate.com/tickets.

Watch

- Jordan Kent** (pbp), **Mike O'Donnel** (analyst) and **Ashley Moss** (reporter) have the call on CBS Sports Network.

Live Stats

- Follow live -statistics from a variety of OSU sports via StatBroadcast. Visit okstate.statbroadcast.com to view the latest games.

Follow Us

- Go behind the scenes with Cowboy Basketball on X (@OSUMBB), Instagram (@OSUMBB) and Facebook (CowboyBasketball).
- Read all the latest news at okstate.com and watch highlights, interviews and more at YouTube.com/OSUathletics.

The Steve Lutz Show

- Hear the latest insights from head coach Steve Lutz and players on his weekly radio show -- Thursday nights from 6-7 p.m. on the Cowboy Radio Network.



COWBOY RADIO NETWORK

- Dave Hunziker**, **John Holcomb** and halftime host **Kendall Mae Stark** describe the action on affiliates across the Cowboy Radio Network with streaming available via the **Varsity Sports Network app** or at okstate.com/listen.

2025-26 Cowboy Basketball Radio Affiliates

Ada ^	106.5 FM	KTLS
Altus	96.9 FM / 1450 AM	KWHW
Alva %	99.5 FM / 1430 AM	KALV
Anadarko/Duncan #	98.5 FM	KACO
Bartlesville	93.3 FM / 1400 AM	KWON
Broken Bow	106.1 FM	KKBI
Clinton/Cordell	99.3 FM	KCLI
Enid	1390 AM	KCRC
Grove	99.3 FM	KGVE
Hobart	102.1 FM / 1420 AM	KTJS
Hugo	96.5 FM	KMMY
McAlester	105.1 FM	KTMC
Oklahoma City	96.1 FM	KXXY
Pawhuska	95.1 FM	KWON
Stillwater	93.7 FM	KSPI
Tulsa	1170 AM	KTSB
Waynoka	97.1 FM	KALV
Woodward	92.3 FM	KMZE

^ Games Only % Big 12 Only # Coaches Shows Only

Game Notes

LAST TIME OUT

	Baylor Oklahoma St	94 79
Game 17 Jan. 13, 2026 Stillwater Gallagher-Iba Arena		

	1st	2nd	Score
Baylor	57	37	- 94
Oklahoma State	39	40	- 79

- Baylor's torrid shooting start helped put a stop to OSU's 11-game home winning streak.
- Tounde Yessoufou** (game-high 23 points) and **Obi Agbim** (15) knocked down five threes apiece for the Bears, who became the first opponent ever to win 10 consecutive games in Gallagher-Iba Arena.
- Baylor shot 59% from the field, including 13-of-25 from deep, to OSU's 46.3% (10/25 3pt).
- The visitors scored on their first nine possessions of the game and 19 of their first 25 to build a 48-25 lead with 4:45 to play in the first half.
- The Bears had 57 points at the half (most ever by an OSU opponent in Big 12 play), fueled by a 73.3% field goal percentage and 9-of-14 three-point shooting.
- OSU surged early in the second half to make a game of it. **Anthony Roy** scored 11 points during an 18-5 Cowboy run that trimmed the deficit to 72-61 with just under 12:00 to play.
- OSU was within 10 after a **Jaylen Curry** triple with 8:00 left, but Baylor responded with another 14-5 spurt to put the game out of reach.
- Parsa Fallah** paced the Pokes with team-highs 18 points and nine rebounds, and Roy added 17 points on five three-pointers.

BAYLOR (11-5, 1-3)

##	Name	Pts	FG	3pt	FT	TR	PF	A	T	B	S	MP
05	Obi Agbim*	15	5-9	5-9	0-0	4	1	4	1	0	0	40
12	Michael Rataj*	19	7-11	0-1	5-5	7	2	4	1	0	0	36
24	Tounde Yessoufou*	23	11-17	1-4	0-1	5	1	0	2	0	3	31
43	Cameron Carr*	17	6-12	5-8	0-0	2	2	6	2	0	1	27
44	Caden Powell*	6	1-3	0-0	4-6	6	2	3	1	3	2	34
10	Issac Williams	14	5-7	2-3	2-2	4	2	1	3	1	0	26
46	James Nnaji	0	0-0	0-0	0-0	1	3	0	1	0	0	6
TEAM		0				5	0		1			
TOTALS		94	35-59	13-25	11-14	34	13	18	12	4	6	

	FG	%	3Pt	%	FT	%
1st Half	22-30	73%	9-14	64%	4-6	67%
2nd Half	13-29	45%	4-11	36%	7-8	88%
Game	35-59	59.3%	13-25	52.0%	11-14	78.6%

OKLAHOMA STATE (13-3, 1-3)

##	Name	Pts	FG	3pt	FT	TR	PF	A	T	B	S	MP
01	Kanye Clary*	13	5-14	0-4	3-3	6	0	4	1	0	3	32
04	Christian Coleman*	6	3-7	0-1	0-0	2	2	2	2	0	1	27
05	Victorius Miller*	14	4-8	3-5	3-4	1	5	1	0	0	1	31
09	Anthony Roy*	17	6-15	5-12	0-0	4	1	4	2	0	0	34
22	Parsa Fallah*	18	9-15	0-0	0-1	9	1	0	1	1	2	28
00	Jaylen Curry	8	3-5	2-3	0-0	1	2	3	2	0	0	16
19	Andrija Vukovic	0	0-1	0-0	0-0	4	0	2	1	0	0	14
21	Isaiah Coleman	3	1-2	0-0	1-4	1	1	0	0	0	0	17
24	Ryan Crotty	0	0-0	0-0	0-0	0	0	0	0	0	0	0
TEAM		0				3	0		1			
TOTALS		79	31-67	10-25	7-12	31	12	16	10	1	7	

	FG	%	3Pt	%	FT	%
1st Half	15-32	47%	5-11	45%	4-6	67%
2nd Half	16-35	46%	5-14	36%	3-6	50%
Game	31-67	46.3%	10-25	40.0%	7-12	58.3%

Officials: Rick Crawford, Christopher Merlo, Deron White
 BU led for 39:24 Ties:0, Lead Changes: 0
 Largest: BU by 24 (16:47 2h)
 Start time: 8:10 p.m. CT Duration: 1:54 Attendance: 7,514

Points	Off TO	Paint	2nd Ch	F Brk	Bench
BAYLOR	12	40	12	12	14
OKST	16	34	15	15	11

Trending

- Entering Thursday, the Cowboys were one of **35** DI teams that had not been involved in a one-possession game. All **17** OSU games have been decided by at least **five** points in either direction.
- Anthony Roy's** streak of **13** consecutive games with multiple threes is the tied for the second-longest in OSU history -- four shy of the record.

OSU Records // Consecutive Games w/ Multiple 3pt FGM

Rk	Player	Streak	First	Last
1.	Obi Muonelo	17	11/23/2008	1/31/2009
2.	Anthony Roy	13	11/19/2025	Current
	John-Michael Wright	13	1/20/2024	3/9/2024

- Roy is just the fifth Cowboy to hit at least four threes in four straight games, joining **Keiton Page** (2012), **John Lucas** (2005), **Randy Rutherford** (1995) and **Brooks Thompson** (1994).
- OSU is **13-7** in bounceback games under Lutz.
- Lutz has used **14** different starting fives this season, and **12** Cowboys have started at least once.
- 81** has been the magic number for OSU under Lutz. The Cowboys are **23-0** when scoring that many points (13-0 this season) but **7-22** when held to 80-or-fewer (0-4 this season).
- Under Lutz, OSU is also **25-2** (10-0 this season) when leading at halftime, **22-4** (11-0) when outshooting its opponent and **23-5** (11-0) when winning the rebounding battle.
- The Pokes have topped the 90-point mark **eight** times -- already the second highest season total in program history (12 in 2016-17).
- You won't find many Cowboys on individual leaderboards but they're all over the per-40 lists:

Cowboys on the Big 12 Leaderboard // Per-40-Minutes

Per-40 Category	Player	Value	Rnk
Points	Anthony Roy	25.6	5th
	Parsa Fallah	24.8	7th
	Victorius Miller	22.0	15th
Assists	Kanye Clary	8.3	2nd
	Jaylen Curry	7.1	7th
	Parsa Fallah	9.5	4th
Field Goals	Anthony Roy	5.0	3rd
Free Throws	Victorius Miller	5.7	10th

Thru Jan. 15; Data Source: StatsPass

- OSU has played **57** consecutive games without an overtime (Feb. 24, 2024 vs. Oklahoma).
- The Cowboys have dropped **seven** consecutive overtime contests, last winning Feb. 19, 2022 against visiting Kansas State.

Milestone Watch

Parsa Fallah needs...

- 60 rebounds to reach 500 for his NCAA career.

Christian Coleman needs...

- 12 rebounds to reach 500 for his NCAA career.
- 134 points to reach 1,000 for his NCAA career.

Jaylen Curry needs...

- 216 points to reach 1,000 for his NCAA career.

Isaiah Coleman needs...

- 235 points to reach 1,000 for his NCAA career.

OSU'S RECORD...

	'25-26	Lutz Era
Overall	13-4	30-22
Non-Conference (Reg.)	0-0	8-3
Big 12 Reg. Season	0-0	7-13
Big 12 Tournament	0-0	0-1
Postseason	0-0	2-1
Home	11-1	24-5
Away	0-2	3-12
Neutral	2-1	3-4
vs. AP Top 25	1-2	2-7
Shooting 50% or better	7-0	9-1
Shooting <50%	6-4	19-21
Outshooting (or matching) foe	11-0	22-4
Outshot	2-4	8-18
Opponent shoots 50% or better	2-0	5-5
Opponent shoots 40% or less	6-0	9-2
Outrebounding opponent	11-0	23-5
Outrebounded	1-4	5-15
Rebounds Even	1-0	2-2
Committing fewer turnovers	3-2	16-6
Committing more turnovers	8-2	12-13
Turnovers even	2-0	2-2
Forcing < 10 turnovers	1-2	1-4
Forcing 10-14 turnovers	7-2	14-10
Forcing 15-19 turnovers	8-0	15-8
Forcing 20+ turnovers	0-0	3-0
Outscoring opp. at FT line	10-1	22-8
Outscored at FT line	3-3	6-13
Free throws even	0-0	2-1
Scoring < 70 Points	0-0	1-13
Scoring < 80 Points	0-3	5-21
Scoring 80+ points	13-1	25-1
Scoring 90+ points	8-0	9-0
Scoring 100+ points	2-0	3-0
Opponent scores < 50 points	0-0	0-0
Opponent scores < 60 points	0-0	1-0
Opponent scores < 70 points	3-0	8-4
Opponent scores < 80 points	8-0	23-7
Opponent scores 80+ points	5-4	7-15
Opponent scores 90+ points	1-2	2-6
Opponent scores 100+ points	0-1	0-1
Leading at Halftime	10-0	25-2
Trailing at Halftime	3-4	5-20
Tied at Halftime	0-0	0-0
Overtime Games	0-0	0-0
One Possession Games (1-3 pts)	0-0	1-2
Margin of 5 points or less	2-0	4-2
Single-digit margins	5-0	14-4
Sunday	3-0	8-2
Monday	1-0	2-1
Tuesday	3-1	7-6
Wednesday	2-0	4-3
Thursday	2-0	3-1
Friday	0-0	1-0
Saturday	2-3	5-9
November	7-0	11-2
December	5-1	9-3
January	1-3	3-9
February	0-0	4-4
March	0-0	3-4
Before Noon	0-2	0-3
Noon to 6 p.m. Local	5-1	14-8
6-8 p.m. Local	7-0	12-8
After 8 p.m. Local	1-1	5-3
Orange	2-1	4-8
White	7-1	16-6
Black	2-1	5-6
Grey	1-1	4-2
N7	1-0	1-0

OSU vs. Kansas State

OSU ALL-TIME VS. KANSAS STATE

Overall: 60-88 (Lost 1) • **Home:** 38-28 (Won 2) • **Away:** 19-44 (Lost 4) • **Neutral:** 4-15 • **Big 12 Era:** 25-21 • **Lutz Era:** 1-1 • **vs. Tang:** 2-4

Last 20	Location (Venue) - AP Rank (OSU-Opp)	W/L	Score	OSU Coach	Scoring Leader	KSU Coach	Scoring Leader
2/13/2016	* Stillwater (GIA)	- - W	58-55 ot	Travis Ford	13 -- Leyton Hammons	Bruce Weber	14 -- Justin Edwards
3/9/2016	c Kansas City, Mo. (Sprint Center)	- - L	71-75	Travis Ford	13 -- Joe Burton/Jeffrey Carroll	Bruce Weber	20 -- Dean Wade
1/18/2017	* Stillwater (GIA)	- - L	88-96	Brad Underwood	24 -- Jeffrey Carroll	Bruce Weber	22 -- Barry Brown
2/22/2017	* Manhattan, Kan. (Bramlage Coliseum)	- - W	80-68	Brad Underwood	21 -- Jawun Evans	Bruce Weber	21 -- Wesley Iwandu
1/10/2018	* Manhattan, Kan. (Bramlage Coliseum)	- - L	82-86	Mike Boynton Jr.	22 -- Brandon Averette	Bruce Weber	38 -- Barry Brown Jr.
2/14/2018	* Stillwater (GIA)	- - L	72-82	Mike Boynton Jr.	16 -- Kendall Smith	Bruce Weber	25 -- Barry Brown Jr.
2/2/2019	* Stillwater (GIA)	- - L	57-75	Mike Boynton Jr.	14 -- Curtis Jones	Bruce Weber	24 -- Dean Wade
2/23/2019	* Manhattan, Kan. (Bramlage Coliseum)	- - L	46-85	Mike Boynton Jr.	12 -- Yor Anei	Bruce Weber	12 -- Austin Trice
2/11/2020	* Manhattan, Kan. (Bramlage Coliseum)	- - W	64-59	Mike Boynton Jr.	15 -- Yor Anei	Bruce Weber	16 -- Mike McGuirl
3/4/2020	* Stillwater (GIA)	- - W	69-63	Mike Boynton Jr.	14 -- Cameron McGriff	Bruce Weber	16 -- Cartier Diarra
1/9/2021	* Manhattan, Kan. (Bramlage Coliseum)	- - W	70-54	Mike Boynton Jr.	25 -- Isaac Likekele	Bruce Weber	15 -- Mike McGuirl
2/13/2021	* Stillwater (GIA)	23 - W	67-60	Mike Boynton Jr.	15 -- Cade Cunningham	Bruce Weber	15 -- Antonio Gordon
2/2/2022	* Manhattan, Kan. (Bramlage Coliseum)	- - L	68-71	Mike Boynton Jr.	22 -- Bryce Thompson	Bruce Weber	22 -- Nijel Pack
2/19/2022	* Stillwater (GIA)	- - W	82-79 ot	Mike Boynton Jr.	23 -- Bryce Thompson	Bruce Weber	16 -- Nijel Pack
1/10/2023	* Manhattan, Kan. (Bramlage Coliseum)	- 11 L	57-65	Mike Boynton Jr.	23 -- Kalib Boone	Jerome Tang	20 -- Markquis Nowell
2/25/2023	* Stillwater (GIA)	- 14 L	68-73	Mike Boynton Jr.	18 -- Kalib Boone	Jerome Tang	22 -- Markquis Nowell
1/20/2024	* Manhattan, Kan. (Bramlage Coliseum)	- - L	66-70	Mike Boynton Jr.	15 -- Eric Dailey Jr.	Jerome Tang	23 -- Arthur Kaluma
2/3/2024	* Stillwater (GIA)	- - W	75-72	Mike Boynton Jr.	18 -- Javon Small	Jerome Tang	19 -- Tylor Perry
1/7/2025	* Stillwater (GIA)	- - W	79-66	Steve Lutz	27 -- Abou Ousmane	Jerome Tang	18 -- Coleman Hawkins
1/29/2025	* Manhattan, Kan. (Bramlage Coliseum)	- - L	57-85	Steve Lutz	22 -- Marchelus Avery	Jerome Tang	18 -- Brendan Hausen

* = Big 12 game c = Big 12 tournament

On this Date: Jan. 17

- **1951 --** Two days after earning the first No. 1 ranking in program history, OSU defeated No. 8 Saint Louis, 55-44, in front of a capacity crowd in Gallagher Hall. It was the 16th straight win for the Pokes, who went on to reach national semifinals.
- **2004 --** Down 16 to K-State with 13:44 to play in the second half, Eddie Sutton's Cowboys rallied for a 57-56 road win. Tony Allen helped seal it, blocking Jarrett Hart's potential game-winning three with five seconds left. These Pokes would also go on to reach the national semifinals.

The Series with Kansas State:

- This is game No. 149 in a series that began in 1922. The Wildcats lead 88-60, but OSU has a 25-21 leg up in the Big 12 era (1996-97 to present).
- This will be the only regular season meeting between the schools in 2025-26, marking the first time since the 2010-11 season that the sides haven't played a home-and-home.
- OSU has a 38-28 advantage on its home floor (35-26 inside GIA) with victories in five of the last six.
- OSU is 19-44 all-time in Manhattan (12-17 at Bramlage Coliseum) with four straight setbacks.
- OSU is 2-4 against KSU's **Jerome Tang** (2-1 GIA, 0-3 in Manhattan). **Steve Lutz** is 1-1 against Tang.

Scouting the Wildcats:

- Kansas State lost the top 10 scorers from last year's team, which finished 16-17 (9-11) and tied for ninth in the Big 12 regular season.
- Fourth-year head coach **Jerome Tang** brought in the nation's fourth-best portal class, per 247sports. A group of five transfers includes both the AAC and MAC players of the year in Memphis' **P.J. Haggerty** and Akron's **Nate Johnson**. In addition, 6-7 guard **Abi Bashir Jr.** won the CAA scoring titles (20.1 ppg) and led the nation in three-point field goals per game

(3.85) last season at Monmouth.

- After going 9-4 in non-conference play (with a Quad 1 win at Creighton), K-State is still in search of its first Big 12 victory. The Wildcats are 0-4 after Wednesday's 82-73 home loss to UCF. Two of their losses have come against NET top-10 opponents (BYU and Arizona).
- The Wildcats average 85.6 points per game and rank among the national leaders in assists (11th, 19.0) and fastbreak points (20th, 16.5). They're second in the Big 12 in three-point field goals (10.1 on 36.7% accuracy).
- Opponents are averaging 80.1 points per game (88.3 in Big 12 play).
- The 6-foot-4 Haggerty is the nation's sixth-leading scorer at 22.9 points and also averages a team-best 4.6 assists. He's topped 20 points in 12 of his 17 games in a Wildcat uniform.
- Bashir (13.1 ppg) has again been one of the nation's best three-point shooters by both quantity (6th, 3.65) and quality (19th, .443).
- Johnson (11.2 ppg) is averaging team-bests 4.9 rebounds and 2.1 steals.
- Sophomore guard **David Castillo** has been the most-productive of the four K-State returners, averaging 11.8 points off the bench.
- A group of four international additions includes Italian big man **Dorin Buca** (team-best 23 blocks).

Matchup Mashup:

- OSU sophomore **Andrija Vukovic** and KSU freshman **Andrej Kostic** are both products of Serbian club powerhouse Crvena Zvezda's (Red Star) youth system.
- OSU has crossed paths with K-State guard **P.J. Haggerty** once before -- in a December 2023 win over Tulsa at the Paycom Center. Haggerty finished with a game-high 14 points and four steals for the Golden Hurricane.

A Cowboy Win Would...

- Be Steve Lutz's 100th in less than five full seasons as a collegiate head coach (100-57).
- Push Lutz's GIA record to 25-5 (.833), including 9-4 in Big 12 play.
- Make them 12-1 at home this season (2-1 Big 12).
- Make them 14-4 overall -- one victory shy of their 2024-25 regular season win total (15-16).
- Give them wins in three of the last four with K-State and narrow their series deficit to 88-61.
- Be their third straight against the Cats in Stillwater and their sixth in seven tries.

A Cowboy Loss Would...

- Be their third straight, matching their longest skid under Lutz.
- Deny Lutz his 100th career victory.
- Make them 11-2 at home this season.
- Give them consecutive home losses for the first time in the Lutz era.
- Be K-State's first Stillwater win since 2023.
- Give the Wildcats an 89-60 lead in the all-time series (29-38 in Stillwater).

Up Next: at TCU

Tuesday, Jan. 20, 7 p.m. CT (ESPN+)

- The Cowboys travel to Fort Worth on Tuesday night for a date with the TCU Horned Frogs.
- TCU (11-6, 1-3 heading into Saturday's game at Utah) has the nation's 22nd most efficient defense, according to KenPom.
- OSU is looking avenge last February's buzzer-beater loss to the Horned Frogs at Schollmaier Arena and put an end to a seven-game losing streak in Fort Worth.

OSU vs. Kansas State

LAST SEASON	Oklahoma St	57
	Kansas St	85
Jan. 29, 2025 TV: CBSSN Manhattan, Kan. Bramlage Coliseum		

	1st	2nd	Score
Oklahoma State	23	34	- 57
Kansas State	45	40	- 85

- Three weeks after a lopsided loss in Stillwater, K-State turned the tables in the rematch, forcing 15 steals and hitting 12-of-23 threes.
- The Wildcats scored 28 points on 21 takeaways; 22 of them before halftime.
- OSU trailed 45-23 at the break after turning the ball over on 16 of its 33 first-half possessions.
- K-State tallied the first 10 points in a wire-to-wire win. Up 25-18, the Wildcats outscored OSU 20-5 over the final 9:40 of the first half and mounted another 12-0 run early in the second to stretch their lead to as many as 32 points.
- KSU's **Brendan Hausen** made all five of his three-point attempts on the way to a team-high 18, and **Coleman Hawkins** had 15 points, nine rebounds, six assists, three blocks and three steals.
- Chi Chi Avery** scored 15 of his game-high 22 points after halftime for OSU, which made 39.6% of its field goals and a season-low nine free throws on 15 attempts.

OKLAHOMA STATE (10-9, 2-6)

##	Name	Pts	FG	3Pt	FT	TR	PF	A	TO	B	S	MP
01	Bryce Thompson*	11	5-11	1-3	0-0	1	1	2	5	0	0	23
02	Arturo Dean*	4	2-8	0-1	0-0	2	2	0	4	0	2	17
14	Jamyron Keller*	3	1-6	1-5	0-0	5	3	3	1	0	0	25
25	Robert Jennings*	0	0-1	0-1	0-0	0	2	0	1	0	0	6
33	Abou Ousmane*	0	0-4	0-1	0-0	3	1	0	1	1	2	17
00	Marchelus Avery	22	7-8	2-3	6-7	4	2	2	1	1	1	28
04	Davonte Davis	3	1-3	0-2	1-2	0	1	0	0	0	0	15
05	Khalil Brantley	5	2-5	1-1	0-0	3	3	1	1	0	0	19
06	Brandon Newman	7	3-5	1-1	0-0	3	3	3	0	3	15	15
07	Kirk Cole	0	0-0	0-0	0-0	0	0	0	0	0	0	2
13	Connor Dow	0	0-1	0-1	0-0	1	0	0	1	0	0	10
19	Andrija Vukovic	1	0-0	0-0	1-2	2	0	0	1	0	0	5
24	Patrick Suemnick	1	0-1	0-0	1-4	3	2	1	2	1	0	16
34	Tyler Caron	0	0-0	0-0	0-0	0	0	0	0	0	0	2
TEAM						4	0	0				
TOTALS		57	21-53	6-19	9-15	31	17	12	21	3	8	

	FG	%	3Pt	%	FT	%
1st Half	10-22	45%	2-6	33%	1-2	50%
2nd Half	11-31	35%	4-13	31%	8-13	62%
Game	21-53	39.6%	6-19	31.6%	9-15	60.0%

KANSAS STATE (8-11, 2-6)

##	Name	Pts	FG	3Pt	FT	TR	PF	A	TO	B	S	MP
00	Dug McDaniel*	10	4-12	2-5	0-0	1	1	6	1	0	3	31
01	David N'Guessan*	5	2-4	0-0	1-4	3	3	0	0	0	1	19
02	Max Jones*	14	5-8	3-4	1-1	1	1	0	4	0	1	26
11	Brendan Hausen*	18	5-6	5-5	3-4	1	0	0	1	0	1	26
33	Coleman Hawkins*	15	6-10	1-4	2-3	9	4	6	1	3	3	33
03	C.J. Jones	6	2-7	0-2	2-2	4	1	4	1	0	2	20
04	Mobi Ikegwuruka	8	3-4	0-0	2-2	3	2	0	2	1	3	12
05	Spencer Bain	0	0-0	0-0	0-0	0	0	0	0	0	0	2
10	David Castillo	5	1-3	1-2	2-2	1	0	1	2	0	1	13
15	Taj Mannings	0	0-1	0-1	0-0	2	0	0	0	0	0	3
34	Ugonna Onyenso	4	2-2	0-0	0-0	4	3	0	1	1	0	15
TEAM						2	0	1				
TOTALS		85	30-57	12-23	13-18	31	15	17	14	5	15	

	FG	%	3Pt	%	FT	%
1st Half	16-30	53%	7-12	58%	6-7	86%
2nd Half	14-27	52%	5-11	45%	7-11	64%
Game	30-57	52.6%	12-23	52.2%	13-18	72.2%

Officials: Doug Simmons, Darron George, Chris Pacsi
 KSU led for 38:57 Ties: 0 Lead Changes: 0
 Largest: KSU by 32 (16:15 2h)
 Start time: 7:05 p.m. CT Duration: 1:54 Attendance: 8,542

Points	Paint	Off TO	2nd Ch	F Brk	Bench	Pts/Pos
OSU	30	11	9	17	39	0.79
KSU	36	28	9	18	23	1.18

LAST SEASON	Kansas St	66
	Oklahoma St	79
Jan. 7, 2025 TV: ESPN+ Stillwater Gallagher-Iba Arena		

	1st	2nd	Score
Kansas State	24	42	- 66
Oklahoma State	43	36	- 79

- Abou Ousmane** supplied 27 points and **Brandon Newman** notched the 1,000th of his collegiate career to help head coach **Steve Lutz** secure his first Big 12 victory.
- OSU finished the first half on a 20-2 run to take a 43-24 lead into the locker room and kept it in double-figures the rest of the way.
- During their big run, the Cowboys forced stops on 11 of 12 KSU possessions. They scored the last 15 points of the half, including four in the final second when Newman made two free throws and **Khalil Brantley** swooped in to steal the inbound pass (one of 11 for OSU on the night) and beat the buzzer with a 15-foot jumper.
- The Cowboys shook loose from a two-game shooting slump by knocking down 9-of-21 threes and 47.5% overall. They scored 31 points off of 19 turnovers while committing only 12.
- Coleman Hawkins** had 18 points and **David N'Guessan** added 12 points and 12 boards for KSU, which shot 51.1% but just 3-of-14 on threes.
- Newman tallied the last of his nine points on a free throw with 6:42 remaining in the second half to finish the evening at 1,000 on the nose.

KANSAS STATE (7-7, 1-2)

##	Name	Pts	FG	3Pt	FT	TR	PF	A	TO	B	S	MP
00	Dug McDaniel*	6	3-8	0-2	0-0	3	1	3	4	0	1	33
01	David N'Guessan*	12	4-6	0-0	4-4	12	2	4	2	2	2	35
02	Max Jones*	10	2-8	1-5	5-7	2	2	3	2	0	1	27
11	Brendan Hausen*	2	0-2	0-2	2-2	1	0	0	0	0	1	21
33	Coleman Hawkins*	18	7-13	1-4	3-3	5	3	2	5	2	3	32
03	C.J. Jones	7	3-4	1-1	0-0	1	2	1	3	0	0	20
04	Mobi Ikegwuruka	0	0-0	0-0	0-1	1	0	0	0	0	0	2
10	David Castillo	0	0-0	0-0	0-0	0	2	0	0	0	0	4
23	MacLeab Rich	4	2-3	0-0	0-0	1	0	0	1	0	0	8
34	Ugonna Onyenso	7	3-3	0-0	1-3	1	4	0	0	1	1	18
TEAM						3	0	2				
TOTALS		66	24-47	3-14	15-20	30	16	13	19	5	9	

	FG	%	3Pt	%	FT	%
1st Half	10-24	42%	2-7	29%	2-5	40%
2nd Half	14-23	61%	1-7	14%	13-15	87%
Game	24-47	51.1%	3-14	21.4%	15-20	75.0%

OKLAHOMA STATE (9-5, 1-2)

##	Name	Pts	FG	3Pt	FT	TR	PF	A	TO	B	S	MP
01	Bryce Thompson*	10	3-6	2-3	2-2	2	2	3	2	1	2	25
02	Arturo Dean*	0	0-4	0-1	0-0	4	3	3	2	0	2	21
14	Jamyron Keller*	7	3-8	1-0	0-0	3	2	2	2	0	0	21
25	Robert Jennings*	4	1-4	0-1	2-2	4	4	1	1	0	1	20
33	Abou Ousmane*	27	11-15	1-1	4-4	5	3	0	0	2	0	28
00	Marchelus Avery	13	5-9	3-6	0-0	4	3	0	3	0	1	23
04	Davonte Davis	0	0-4	0-2	0-0	0	1	0	0	0	2	8
05	Khalil Brantley	6	2-4	0-0	2-2	2	1	5	1	0	3	24
06	Brandon Newman	9	2-4	2-3	3-4	4	0	1	1	0	0	24
24	Patrick Suemnick	3	1-1	0-0	1-4	0	0	0	0	0	0	6
TEAM						1	0	0				
TOTALS		79	28-59	9-21	14-18	29	19	15	12	3	11	

	FG	%	3Pt	%	FT	%
1st Half	18-36	50%	4-9	44%	3-6	50%
2nd Half	10-23	43%	5-12	42%	11-12	92%
Game	28-59	47.5%	9-21	42.9%	14-18	77.8%

Officials: Tony Padilla, Bret Smith, Rick Crawford
 OSU led for 39:08 Ties: 2 Lead Changes: 0 | Largest: OSU by 21 (9:07 2h)
 Start time: 7:01 p.m. CT Duration: 2:07

Points	Paint	Off TO	2nd Ch	F Brk	Bench	Pts/Pos
KSU	38	14	10	4	18	0.96
OSU	34	31	10	14	31	1.14

OTHER RECENT MATCHUPS:

Feb. 3, 2024 (Stillwater) -- OSU 75, KSU 72

OSU grabbed the lead with a 12-0 run just before halftime and maintained it with a 59% second half shooting performance... Playing for the first time after leading scorer Bryce Thompson's season-ending shoulder injury, other heroes emerged for OSU... Javon Small led a group of five double-figure scorers with 18 points, Quion Williams recorded a double-double, and freshman guard Jamyron Keller (who had clocked just 26 minutes in eight previous Big 12 games) added 12 points in 24 minutes... Tylor Perry scored all 19 of his points in the second half on five three-pointers for the Wildcats... OSU's Keller split a pair of free throws with 12 seconds left to make it 75-72 and K-State missed two potential game-tying triples on its final possession.

Jan. 20, 2024 (Manhattan) -- KSU 70, OSU 66

K-State erased a 10-point deficit over the final 10 minutes... Eric Dailey Jr. supplied 15 points for OSU and Javon Small stuffed the box score with 11 points, eight rebounds, five assists and five steals... Small's layup tied the game at 66 with just under a minute to go, but with 25 seconds left and the shot clock down to 1.2 seconds, KSU's Tylor Perry lobbed a baseline inbound pass to Carter for an alley-oop layup and a 68-66 Wildcat lead... OSU finished with 13 steals and 17 takeaways but committed 17 turnovers of its own, the last with 11 seconds to go.

Feb. 25, 2023 (Stillwater) -- #14 KSU 73, OSU 68

Markquis Nowell (22 points, 8 assists) and Keyontae Johnson (17 points) combined for more than half the scoring for the Wildcats, who trailed by eight points near the 12:00-mark of the second half before catching fire.

Jan. 10, 2023 (Manhattan) -- #11 KSU 65, OSU 57

Nowell finished with 20 points for No. 14 K-State, which led by a point at the under-4:00 timeout but finished the game on a 9-1 run.

Feb. 19, 2022 (Stillwater) -- OSU 82, KSU 79 ot

Bryce Thompson scored a career-high 23 and Avery Anderson III hit a game-winning triple with 3.5 seconds left in overtime.

Feb. 2, 2022 (Manhattan) -- KSU 71, OSU 68

K-State's Nijel Pack buried a game-winning three-pointer from the top of the key with 2.2 seconds left. Thompson scored 22 for OSU.

Feb. 13, 2021 (Stillwater) -- #23 OSU 67, KSU 60

OSU built a 35-19 halftime lead and coasted behind All-American Cade Cunningham's 15 points and five assists.

Jan. 9, 2021 (Manhattan) -- OSU 70, KSU 54

K-State successfully blanketed Cunningham, holding the star freshman to a season-low five points on three shots, but his supporting cast rose to the occasion. The Cowboys made their last 13 shots.

National Rankings & Leaderboards

NET RANKINGS

OKLAHOMA STATE TEAM SHEET

(As of Jan. 15, 2026)

Quadrant 1

0-2

H: 1-30 • N: 1-50 • A: 1-75

Jan. 3	@ Texas Tech	19	L 80-102
Jan. 10	@ Iowa St.	6	L 71-83
Jan. 20	@ TCU	43	
Jan. 24	Iowa St.	6	
Feb. 4	BYU	8	
Feb. 7	@ Arizona	2	
Feb. 18	Kansas	17	
Feb. 21	@ Colorado	71	
Mar. 3	@ UCF	35	
Mar. 7	Houston	12	

Quadrant 2

4-2

H: 31-75 • N: 51-100 • A: 76-135

Nov. 9	Texas A&M	48	W 87-63
Nov. 19	South Fla.	63	W 103-95
Nov. 27	vs. Northwestern	76	W 86-81
Dec. 13	vs. Oklahoma	68	L 76-85
Jan. 6	UCF	35	W 87-76
Jan. 13	Baylor	44	L 79-94
Jan. 31	@ Utah	130	
Feb. 10	@ Arizona St.	81	
Feb. 14	TCU	43	
Feb. 24	West Virginia	70	
Feb. 28	@ Cincinnati	86	

Quadrant 3

2-0

H: 76-160 • N: 101-200 • A: 136-240

Dec. 2	Sam Houston	108	W 93-83
Dec. 6	vs. Grand Canyon	103	W 84-78
Jan. 17	Kansas St.	77	

Quadrant 4

7-0

H: 161-362 • N: 201-362 • A: 241-362

Nov. 4	Oral Roberts	295	W 95-71
Nov. 12	Prairie View	277	W 94-67
Nov. 16	A&M-Corpus Christi	169	W 85-69
Nov. 22	Nicholls	190	W 95-81
Dec. 18	Kansas City	332	W 91-79
Dec. 21	Cal St. Fullerton	194	W 94-89
Dec. 29	Bethune-Cookman	288	W 103-77

BIG 12 IN THE NET RANKINGS

(As of Jan. 15, 2026)

NET	Team	W-L	Big 12	WAB
2	Arizona	17-0	4-0	5.34
6	Iowa St.	16-1	3-1	4.35
8	BYU	16-1	4-0	4.36
12	Houston	16-1	4-0	4.02
17	Kansas	12-5	2-2	2.70
19	Texas Tech	13-4	3-1	2.50
35	UCF	14-2	3-1	2.12
43	TCU	11-6	1-3	-0.14
44	Baylor	10-5	1-3	0.01
70	West Virginia	11-6	2-2	-1.22
71	Colorado	12-5	2-2	-1.59
74	Oklahoma St.	13-4	1-3	0.37
77	Kansas St.	9-8	0-4	-1.79
81	Arizona St.	10-7	1-3	-0.78
86	Cincinnati	9-8	1-3	-2.99
130	Utah	8-9	0-4	-3.87

OSU ON THE LEADERBOARDS (as of Jan. 15, 2026)

Team Statistics	NCAA	B12	Tot.	Big 12 Leader(s)	NCAA Leader(s)
Scoring Offense	19	3	88.4	Arizona 91.0	Georgia 96.4
Free Throws Made Per Game	21	2	19.4	Arizona 19.5	Georgia 21.8
Free Throw Attempts Per Game	24	2	25.8	Arizona 26.4	South Fla. 29.0
Rebounds (Defensive) Per Game	26	4	28.06	Arizona 30.06	Saint Louis 31.82
Winning Percentage	42	6	76.5	Arizona 100.0	3 teams tied 100.0
Field Goal Percentage	49	7	48.4	Arizona 52.0	Miami (OH) 53.8
Bench Points per game	49	2	30.59	Colorado 34.18	Tarleton St. 46.29
Rebounds Per Game	64	6	38.94	Arizona 43.65	Florida 46.71
Free Throw Percentage	75	4	75.3	Colorado 78.0	Saint Mary's (CA) 82.0
Effective FG pct	85	8	0.546	Iowa St. 0.582	Miami (OH) 0.634
Fastbreak Points	99	11	13.06	Arizona 18.06	Georgia 24.82
Assists Per Game	100	11	15.7	2 teams tied 19.0	Cornell 23.2
Scoring Margin	117	12	7.6	Iowa St. 22.4	Saint Louis 25.2
Three Point Percentage	122	12	35.1	Iowa St. 40.3	Miami (OH) 41.8
Rebound Margin	125	9	3.5	Arizona 14.3	Florida 15.7
Turnovers Forced Per Game	149	9	12.71	Iowa St. 16.65	Tarleton St. 19.35
Steals Per Game	149	6	7.2	Iowa St. 9.6	Bowling Green 11.9
Field Goal Percentage Defense	161	11	43.4	Kansas 38.3	Michigan 35.7
Fouls Per Game	161	11	17.4	BYU 14.6	South Alabama 11.6
Assist/Turnover Ratio	185	16	1.21	Houston 1.84	Northwestern 2.15
Three Pointers Per Game	193	13	7.8	Texas Tech 11.1	Cornell 14.5
Three Point Percentage Defense	194	12	33.5	Kansas 28.2	UNI 25.5
Turnover Margin	215	14	-0.3	Houston 6.9	McNeese 7.5
Rebounds (Offensive) Per Game	215	12	10.88	Houston 14.12	Florida 17.00
Three Point Attempts Per Game	222	11	22.3	Texas Tech 29.2	Alabama 36.2
Blocks Per Game	252	16	2.9	Kansas 6.2	Georgia 7.4
Turnovers Per Game	269	16	13	Houston 8.6	Northwestern 8.4
Scoring Defense	325	15	80.8	Houston 59.3	Houston 59.3

Individual Leaders	Category	NCAA	B12	Value
Anthony Roy	Three Point Percentage	12	2	45.7
	Three Pointers Per Game	17	4	3.43
	Free Throw Percentage	23	1	90.6
	Total 3-point FGM	66	6	48
	Points Per Game	94	10	17.6
	Three Point Attempts	170	10	105
	Field Goal Percentage	229		46.3
Christian Coleman	Double Doubles	238		2
	Assist/Turnover Ratio	22	3	3.40
	Assists Per Game	106		4.5
Jaylen Curry	Assists	168		68
	Assists Per Game	78	10	4.9
	Assists	100		78
Kanye Clary	Assist/Turnover Ratio	143		2.29
	Field Goal Percentage	19	3	62.6
	Double Doubles	132		3
Parsa Fallah	Rebounds Per Game	242		6.5
	Rebounds	262		2.20
	Free Throw Percentage	171	6	82.9
Vyctorius Miller	Free Throw Percentage	171	6	82.9

Leaderboards are updated daily throughout the season at stats.ncaa.org

For averages, players must have competed in at least 75% of his team's games.

Other minimums also apply: FG% (5.0 FGM/game), 3Pt% (2.5 3FGM/game), FT% (2.5 FTM/game), A:TO Ratio (3.0 APG)

Game Notes

POLL WATCH

Associated Press Poll (Jan. 12)

School (1st Place)	W-L	Pts	LW
1 Arizona (60)	16-0	1524	1
2 Iowa St. (1)	16-0	1448	3
3 UConn	16-1	1358	4
4 Michigan	14-1	1300	2
5 Purdue	15-1	1253	5
6 Duke	15-1	1237	6
7 Houston	15-1	1130	7
8 Nebraska	16-0	1056	10
9 Gonzaga	17-1	1050	8
10 Vanderbilt	16-0	1035	11
11 BYU	15-1	1013	9
12 Michigan St.	14-2	865	12
13 Illinois	13-3	778	16
14 North Carolina	14-2	659	17
15 Texas Tech	12-4	609	14
16 Virginia	14-2	515	23
17 Arkansas	12-4	492	15
18 Alabama	11-5	470	13
19 Florida	11-5	349	NR
20 Louisville	12-4	336	20
21 Georgia	14-2	227	18
22 Clemson	14-3	218	NR
23 Utah St.	14-1	161	NR
24 Tennessee	11-5	140	21
25 Seton Hall	14-2	136	NR

AP

OSU Weekly:

Pre	-	0
N-10	rv	1
N-17	-	0
N-24	rv	2
D-1	rv	12
D-8	rv	54
D-15	-	0
D-22	rv	1
D-29	No Poll	
J-5	-	0
J-12	-	0
J-19		
J-26		
F-2		
F-9		
F-16		
F-23		
M-2		
M-9		
M-16		
No Poll on D-29		

Others: Saint Louis 92, Kansas 60, Iowa 58, Miami (Ohio) 49, Villanova 40, Wisconsin 37, Miami (FL) 30, Texas A&M 23, UCF 18, Saint Mary's 17, SMU 15, Auburn 14, George Mason 8, NC State 3, Southern California 1, St. John's 1.

USA Today Coaches Poll (Jan. 12)

School (1st Place)	W-L	Pts	LW
1 Arizona (29)	16-0	773	2
2 Iowa St. (1)	16-0	729	3
3 Michigan (1)	14-1	671	1
4 UConn	16-1	666	4
5 Purdue	15-1	634	5
6 Duke	15-1	606	6
7 Houston	15-1	579	7
8 Vanderbilt	16-0	557	10
9 Gonzaga	17-1	547	8
10 Nebraska	16-0	534	11
11 BYU	15-1	510	9
12 Michigan State	14-2	433	13
13 Illinois	13-3	378	16
14 Texas Tech	12-4	336	14
15 North Carolina	14-2	322	17
16 Virginia	14-2	272	23
17 Arkansas	12-4	237	15
18 Alabama	11-5	230	12
19 Louisville	12-4	198	18
20 Florida	11-5	145	NR
21 Clemson	14-3	122	NR
22 Georgia	14-2	105	20
23 Iowa	12-4	88	19
24 Utah St.	14-1	78	NR
25 Kansas	11-5	57	21

USA TODAY

OSU Weekly:

Pre	rv	1
N-10	-	0
N-17	-	0
N-24	-	0
D-1	rv	1
D-8	rv	33
D-15	rv	6
D-22	rv	3
D-29	rv	5
J-5	rv	1
J-12	-	0
J-19		
J-26		
F-2		
F-9		
F-16		
F-23		
M-2		
M-9		
M-16		
Final		

Others: Tennessee 45; Saint Louis 39; Villanova 34; Saint Mary's 34; Seton Hall 29; St. John's 21; SMU 15; Miami (FL) 14; Texas A&M 13; Miami (OH) 8; UCF 6; Wisconsin 5; Ohio St. 3; USC 1; Indiana 1

SEASON OUTLOOK

- Steve Lutz spent his first year in Stillwater setting a foundation. Now he's ready to build on it.
- The 2024-25 Cowboys played hard, rebounded and fought defensively – ultimately scratching their way to the NIT quarterfinals -- but often struggled for points. Lutz worked to rectify that over the offseason, targeting proven scorers and playmakers, more tailored to his aggressive, up-tempo style.
- OSU reeled in the Big 12's top transfer portal class, per both On3 and HoopsHQ.
- The 12 newcomers (seven DI transfers and five freshmen) join a core of three returners, headlined by senior forward Robert Jennings II, who started all 35 games last season.

ROSTER BREAKDOWN:

Returners	3
Newcomers	12
Freshmen --	5
Transfers --	7
Seniors	5
Juniors	3
Sophomores	2
Freshmen	5

- Sophomore forward Andrija Vukovic looks to take on a larger role in year two, while senior guard Kirk Cole provides veteran leadership and stability.
- Kanye Clary, a 6-foot guard who was included on HoopsHQ's preseason top-100 list, averaged nearly 17 points as a Penn State sophomore before an injury-shortened 2024-25 season at Mississippi State.
- Likewise, Green Bay transfer Anthony Roy is playing his way back from a foot injury, suffered in early December of last year. Prior to it, he was the nation's leading scorer, averaging 25.7 points and 4.5 threes over the first 11 games.
- Roy's presence, coupled with freshman sharpshooter Ryan Crotty (247 threes in two seasons at the Miller School) should give opposing defenses something to think about on the perimeter.
- Guards Jaylen Curry and Vyctorius Miller are two other potential playmakers. Curry averaged 13.3 points and ranked among the top-25 nationally in assist-to-turnover ratio (2.67) last season at UMass, and Miller showed flashes as a true freshman at LSU, averaging 8.9 points.
- The two are not related, but 6-5 Isaiah Coleman (team-highs 15.6 ppg, 5.3 rpg, 1.5 spg at Seton Hall) and 6-8 Christian Coleman (11.6 ppg, 7.1 rpg at UAB) are both long, versatile athletes who can contribute in a variety of ways.
- OSU added an experienced post presence in 6-10 senior Parsa Fallah (second team All-Pac 12 at Oregon State) to lead a youthful front court that includes Vukovic and high upside freshmen Benjamin Ahmed (Putnam Science) and Mekhi Ragland (Sunrise Christian).
- Greek forward Lefteris Mantzoukas and Israeli guard Daniel Guetta aren't your typical freshmen. Both are 22 years old and have extensive international experience.
- The 6-9 Mantzoukas is a career 40% three-point shooter who has played parts of eight seasons in the Greek Basketball League, including four with 2024 EuroLeague champion Panathinaikos.

PRESEASON PICKS

Big 12 Preseason Coaches Poll

Rnk	School	1st	Pts	AP
1.	Houston	14	224	2
2.	BYU	1	204	8
3.	Texas Tech		200	10
4.	Arizona	1	179	13
5.	Iowa State		170	16
6.	Kansas		163	19
7.	Baylor		137	RV
8.	Cincinnati		120	
9.	K-State		117	RV
10.	TCU		90	
11.	West Virginia		79	
12.	Oklahoma State		77	
13.	Utah		50	
14.	UCF		39	
15.	Colorado		37	
16.	Arizona State		34	

Preseason All-Big 12

Player	School
AJ Dybanstra*	BYU
Richie Saunders	BYU
Emanuel Sharp	Houston
Joseph Tugler	Houston
Milos Uzan*	Houston
Tamin Lipsey	Iowa State
Darryn Peterson*	Kansas
P.J. Haggerty	Kansas State
Christian Anderson	Texas Tech
JT Toppin*	Texas Tech

* = Unanimous Selection

Big 12 Preseason Specialty Awards

Player of the Year	
JT Toppin	Texas Tech
Newcomer of the Year	
LeJuan Watts	Texas Tech
Freshman of the Year	
Darryn Peterson	Kansas



Anthony Roy was one of 20 players named to the Jerry West Award preseason watch list (shooting guard of the year).



STEVE LUTZ

Head Coach / 2nd Year / Texas Lutheran '95

- ... added five wins to their previous total.
- ... jumped 34 spots in the NCAA NET rankings.
- ... reestablished Gallagher-Iba Arena as one of the toughest places to play in the country, with OSU's best home record in more than a decade (13-4).
- ... played fast, ranking 12th nationally in tempo.
- ... played aggressive defense, breaking a 36-year old school record for steals (9.1 per game).
- ... played unselfishly, leading the Big 12 in both bench scoring (30.6 ppg) and minutes (42%).
- ... handled business in the classroom, with a 3.51 spring GPA, eight new OSU graduates and the NABC's Academic Team Excellence Award.

2017-21 (Purdue), 2010-17 (Creighton), 2006-10 (SMU),
2000-06 (SFA), 1999-00 (Garden City CC),
1995-99 (Incarnate Word)

- A class act, on and off the court, Lutz has twice been a finalist for the Skip Prosser Man of the Year Award, given to the head coach who achieves success while displaying strong moral character.

Season		Overall	Pct.	Conference	Regular Season	Conference Tournament	Postseason
2021-22	A&M-Corpus Christi	23-12	.657	7-7	Southland (4th)	3-0, Champion	0-1, NCAA First Four
2022-23	A&M-Corpus Christi	24-11	.686	14-4	Southland (1st)	2-0, Champion	1-1, NCAA First Round
2023-24	Western Kentucky	22-12	.647	8-8	Conference USA (3rd)	3-0, Champion	0-1, NCAA First Round
2024-25	Oklahoma State	17-18	.486	7-13	Big 12 (t-12th)	0-1, First Round	2-1, NIT Quarterfinals
2025-26	Oklahoma State	13-4	.765	1-3	Big 12	--	--

Cowboy Basketball Tradition

NOTING THE PROGRAM

- Cowboy Basketball enjoys a rich history with two national championships (1945 & 1946) and five representatives in the Naismith Memorial Basketball Hall of Fame.
- OSU was the first Division I men's basketball program to win back-to-back national titles. Then known as the Aggies of Oklahoma A&M, they defeated NYU, 49-45, in the 1945 NCAA tournament title game and downed North Carolina, 43-40, for the 1946 crown. Both games were played at Madison Square Garden.
- Cowboy teams have been to six NCAA Final Fours and 11 regional finals.

Naismith Hall of Famers with OSU Ties:

Bob Kurland	Enshrined in 1961
Mr. Henry Iba	Enshrined in 1969
Don Haskins	Enshrined in 1997
Bill Self	Enshrined in 2017
Eddie Sutton	Enshrined in 2020

College Basketball Hall of Famers with OSU Ties:

Don Haskins	Inducted in 2006
Mr. Henry Iba	Inducted in 2006
Bob Kurland	Inducted in 2006
Eddie Sutton	Inducted in 2011
Jack Hartman	Class of 2024

- Mr. Henry Iba** was one of college basketball first great head coaches, responsible for pioneering modern concepts such as a patterned, motion offense. He was also the first to incorporate the help principles of zone defense with man-to-man defense. Iba won 752 games over his 40-year career -- the last 36 of which came in Stillwater -- and also coached the United States to gold medals at the 1964 and 1968 Olympics.
- A three-time All-American from 1943-46 and the Most Outstanding Player on each of OSU's national title winners, **Bob Kurland** has not only left his mark in college basketball's record book but also its rule book. One of the game's first 7-footers was known to routinely leap up and grab opponent shots before they hit the rim, leading the creation of the goaltending rule.
- Kurland is also credited with college basketball's first dunk during a 1944 road game at Temple. *"The ball happened to be under the basket. I got it up and stuffed it in. That started it, I guess,"* he told the Orlando Sentinel in 2012. *"It was an unintentional accident. It wasn't planned, just a spontaneous play in Philadelphia."*
- Eddie Sutton** played and coached under Iba in the 1950s and returned in 1990 to lead OSU back to national prominence with Final Fours in 1994 and 2005.
- Before he coached Texas Western to the 1967 national title and inspired the motion picture *Glory Road*, **Don Haskins** played for Iba at OSU. The 1952 graduate lettered three years for the Aggies and played on two NCAA semifinals.
- Kansas head coach **Bill Self** played four years at OSU (1981-85) and spent seven as an OSU assistant (1986-93) before landing his first head coaching job at ORU.
- The late **Jack Hartman**, a 1950 OSU graduate and former Iba assistant, was part of the Collegiate Basketball Hall of Fame's 2024 class.

GALLAGHER-IBA ARENA

- Gallagher-Iba Arena is one of college athletics' most famous and historic venues.
- Sometime referred to as the Madison Square Garden of the Plains, the building has been home to Oklahoma State basketball and wrestling since 1938.
- A 2000 renovation more than doubled the arena's capacity from 6,300 to 13,611, yet it still provides an up-close view from any seat in the house, helping give the Cowboys a tremendous home court advantage. OSU men's basketball teams are **881-269** all-time inside GIA, including **313-95** since the expansion. That includes a **466-60** (.885) mark in non-conference regular season home games.
- The arena is named for a pair of OSU coaches who are legends in their respective sports:
- Ed Gallagher** coached OSU to 11 national wrestling championships from 1916-40 while compiling a 138-5-4 record in dual matches
- Henry Iba** served as coach and athletic director at Oklahoma State from 1935 to 70, and in those 36 seasons, posted a 655-316 record while guiding the Cowboys to 13 league championships, eight NCAA appearances and the 1945 and 1946 NCAA Championships.

- Two seats are permanently reserved for Gallagher (who passed away in 1940) and Iba (1993) in the southeast corner of the arena on the concourse level.
- Along with the expansion of the historic arena, the OSU Athletics Center has many features:
- A total of **14** luxury suites stretch across the west side of the facility.
- Banners honoring Oklahoma State's **53** NCAA championships across all sports are hung from the rafters.
- The pride of OSU athletic triumphs are also illustrated in photographic and trophy displays in Heritage Hall, a museum dedicated to athletic and academic excellence at OSU.
- Even after two major construction projects, today's players still compete on the gym's original white maple floor, which was the country's most expensive when it was installed. On Jan. 15, 2005, it was officially renamed **Eddie Sutton Court**.
- The arena was built in 1938 at a cost of \$1.5 million. National powers Oklahoma State and Kansas opened the facility on Dec. 9 in a game that matched coaching legends Iba and Phog Allen. OSU won the game, 21-15.

COWBOY BASKETBALL

By the Numbers

117	Men's basketball seasons at OSU
102	Age of iconic mascot, Pistol Pete (1923-Pr.)
88	Seasons at Historic Gallagher-Iba Arena
50	Years under hall of fame coaches Iba and Sutton
43	Postseason tournament appearances
39	NCAA tournament victories
38	20-Win seasons
37	NBA Draft picks
34	All-America selections
30	Rows (and more than 120 feet) to the top of GIA
29	NCAA tournament appearances
23	Conference championships
17	First Team All-America picks
16	Times OSU has led the nation in scoring defense
12	Undefeated seasons in GIA
11	NCAA regional finals
10	U.S. Olympians
9	Two-time All-Americans
8	Square footage, to the nearest thousand, of GIA's white maple floor
7	Legendary center Bob Kurland's height, in feet
6	Final Fours
5	Big 12 Players of the Year
4	College Basketball Hall of Famers with OSU ties
3	Walking distance, in minutes, from GIA to Eskimo Joes
2	National Championships
1	Oklahoma State



Game Notes

PRO POKES

- Three former Cowboys are on NBA rosters:



Cade Cunningham (2020-21) – Pistons

- The former No. 1 overall pick turned potential in production in 2024-25, averaging career-bests 26.1 points and 9.1 assists on his way to third team All-NBA honors. He also made his first all-star team and guided the Pistons back to the playoffs for the first time since 2019.
- The 2025-26 season (Cunningham's fifth) is the first of a new five-year contract worth more than \$269 million in guaranteed money.
- During his lone season in Stillwater, Cunningham was the 2021 Big 12 player of the year, national freshman of the year and a consensus first team All-American. He averaged 20.1 points while leading OSU to the second round of the NCAA tournament.



Marcus Smart (2012-14) – Lakers

- Smart begins his 12th NBA season wearing a uniform after signing with the Los Angeles Lakers. In 2025, Smart became the first Cowboy to reach \$100 million in career earnings.
- Drafted sixth overall by the Celtics in 2014, Smart played his first nine professional seasons in Boston, earning NBA All-Defensive Team honors three times including Defensive Player of the Year in 2022. He's since suited up for Memphis and Washington.



Lindy Waters III (2016-20) – Spurs

- Waters began his fifth NBA season as a San Antonio Spur and splitting the 2024-25 season between Golden State and Detroit (where he teamed with another former Poke, Cade Cunningham). In 156 career games, the sharp-shooter has knocked down 212 threes on just under 37% accuracy.
- Waters spent his first three seasons with the Oklahoma City Thunder, helping its affiliate, the OKC Blue, to the 2024 G-League title.
- Waters has shined off the court, as well. He was recently inducted into the North American Indigenous Athletic Hall of Fame and was a finalist for the 2024 NBA Social Justice Champion Award.

Other Former Cowboys Playing Professionally

Courtesy of Eurobasket; As of Nov. 15, 2025

Player (Years at OSU) -- Club (Country)

Avery Anderson III (2019-23) – Gornik (Poland-OBL)*
 Caleb Asberry (2022-23) – Paralimni (Cyprus-ECOMMBX BL)*
 Marchelus Avery (2024-25) – Szombathely (Hungary-A Div.)*
 Kalib Boone (2019-23) – Rip City Remix (G League)*
 Khalil Brantley (2024-25) – Tamiš PN (Serbia-KLS)*
 Markel Brown (2010-14) – Trieste (Italy-Serie A)*
 Jeffrey Carroll (2014-18) – Phoenix Hagen (Germany-ProA)*
 Jawun Evans (2015-17) – Maine Celtics (USA-G-League)
 Cameron McGriff (2016-20) – Salt Lake City Stars (G-League)*
 John-Michael Wright (2022-24) – Dubrava (Croatia-Premijer Liga)*
 Leyton Hammonds (2013-17) – Promitheas (Greece-GBL)*
 Anthony Hickey (2014-15) – Udine (Italy-Serie A1)*
 Mike Marsh (2023-24) – Shumen (Bulgaria-NBL)*
 Brandon Newman (2024-25) – Terme O. Podcetrek (Slovenia-SBL)*
 Abou Ousmane (2024-25) – Memphis Hustle (G League)*
 Yankuba Sima (2017-18) – Valencia (Spain-Liga Endesa)*
 Kendall Smith (2017-18) – Koroivos (Greece-Heba-A2)*
 Bryce Thompson (2021-25) – Oklahoma City Blue (G League)*

* = Signed for 2025-26 Season

Grizzlies Retire Tony Allen's No. 9

- The Memphis Grizzlies retired former Cowboy **Tony Allen's** jersey on March 15, 2024. "The Grindfather" was just the third player in franchise history to receive that honor. He helped the Grizzlies to seven straight NBA playoff appearances from 2010-17 including a trip to the 2013 Western Conference Finals.
- Allen scored over 1,000 points in two seasons at OSU (2002-04) and was leading scorer on the Cowboys' 2004 Final Four squad.

FUTURE POKES

Fall signing class draws national acclaim

- Head coach **Steve Lutz** and staff reeled in a consensus top-10 signing class that has been ranked as high as No. 3 nationally by ESPN.

###

Lattrell Allmond | 6-8 | Forward

Southern Pines, N.C. | Petersburg HS (VA)

- OSU's highest-rated recruit since Cade Cunningham in 2020 (No. 28, per ESPN).
- 3x state champion.
- 3x all-state selection.
- 2025 VHSL Class 2 Boys Player of the Year, averaged 21.9 points, 7.8 rebounds, 2.4 blocks.

Lutz on Allmond: "Cowboy fans are going to love watching Latrell. He's a serious-minded, hard working young man who comes from a great family, and he plays the game with a real edge. He can score at all three levels and impacts both ends of the floor with his versatility. We're looking forward to having him on campus next fall."

###

Jalen Montonati | 6-6 | Wing

Owasso, Okla. | Owasso HS

- 2x Gatorade High School Player of the Year.
- Ranked 44th in the Class of 2026 by ESPN.
- 2023 FIBA U16 Americas gold medalist.
- Coached by his father, former Cowboy Brian Montonati, at Owasso High.
- Averaged 23.3 points as a junior in 2024-25 (tops in Class 6A) and 23.6 as a sophomore while leading the school to its first ever state title.

Lutz on Montonati: "The first thing that stands out to you about Jalen is how competitive he is. He loves to win, and he's willing to put in the time and the effort to make it happen. He's a skilled, versatile player and he makes shots at a high level. He has a great understanding and feel for the game and knows how to work his way into spots where he can do the most damage. We're thrilled that he's decided to stay home and play for the Cowboys."

###

Parker Robinson | 6-5 | Guard

New Market, Md. | Overtime Elite (Atlanta)

- Four-star recruit ranked No. 93 nationally by Rivals/On3.
- In his third season with the Atlanta-based Overtime Elite League. Helped his team (City Reapers) to the 2024 championship.
- 14.1 points, 4.7 rebounds, 2.7 assists in 2024-25.

Lutz on Robinson: "Parker is strong and sneaky athletic, with a 35-inch vertical. He's a good shooter and decision-maker who understands how to make plays for both himself and others. He has competed at a high level for a long time, but I believe that his best basketball is still ahead of him. In addition, he's a standout in the classroom, earning 4.0 GPA. We're excited to welcome him to Stillwater and the Cowboy Basketball family."

Players



0 / JAYLEN CURRY



Guard | 6-1 | 175 | Junior | Charlotte, N.C.

Career Statistics:

Season	School	GP-GS	MIN/MPG	FGM-A	FG%	3FGM-A	3FG%	FTM-A	FT%	OR	DR	TR	RPG	PF-FO	A	TO	BLK	STL	TP	PPG
2023-24	UMass (Fr.)	31-1	556/17.9	84-225	.373	22-89	.247	40-58	.690	6	43	49	1.6	58-0	65	38	2	26	230	7.4
2024-25	UMass (So.)	29-29	883/30.4	131-361	.363	47-136	.346	78-121	.645	24	85	109	3.8	72-2	112	42	3	35	387	13.3
2025-26	OK State (Jr.)	15-5	382/25.5	59-133	.444	9-34	.265	40-50	.800	2	48	50	3.3	26-0	68	20	1	22	167	11.1
OSU TOTALS		15-5	382/25.5	59-133	.444	9-34	.265	40-50	.800	2	48	50	3.3	26-0	68	20	1	22	167	11.1
NCAA CAREER		75-35	1821/24.3	274-719	.381	78-259	.301	158-229	.690	32	176	208	2.8	156-2	245	100	6	83	784	10.5

THE CURRY FILE

Major	Management
Birthday	Jan. 12
Instagram	jaylencurry
X (Twitter)	Jaylencurry0

Season Bests:

PTS	30	NICHOLLS	11/22/25
REB	8	ORAL ROBERTS	11/4/25
AST	10	NICHOLLS	11/22/25
STL	4	2x, Last: BETH-COOKMAN	12/29/25
BLK	1	KANSAS CITY	12/18/25
FGM	8	NICHOLLS	11/22/25
FGA	14	at Texas Tech	1/3/26
3FGM	2	3x, Last: BAYLOR	1/13/26
3FGA	5	ORAL ROBERTS	11/4/25
FTM	12	NICHOLLS	11/22/25
FTA	12	NICHOLLS	11/22/25

NCAA Career Bests:

PTS	30	NICHOLLS	11/22/25
REB	9	at Harvard*	11/27/24
AST	12	vs. New Hampshire*	11/4/24
STL	5	vs. Northeastern*	12/18/24
BLK	1	6x, Last: KANSAS CITY	12/18/25
FGM	9	vs. La Salle*	1/19/25
FGA	20	vs. Hofstra*	11/16/24
3FGM	5	2x, Last: vs. Rhode Island*	3/1/25
3FGA	12	vs. La Salle*	3/12/25
FTM	12	NICHOLLS	11/22/25
FTA	12	NICHOLLS	11/22/25

Miscellaneous Benchmarks

Category	'25-26	OSU Career	NCAA Career
10+ Points	9	9	41
20+ Points	1	1	5
30+ Points	1	1	1
10+ Rebounds	0	0	0
10+ Assists	1	1	2
Double-Doubles (P-R)	0	0	0
Double-Doubles (P-A)	1	1	2
Dunks	0	0	
Fouls Drawn	40	40	
Pts. Leader	2	2	
Reb. Leader	1	1	
Ast. Leader	7	7	
Min. Leader	3	3	

Game-by-Game

Date	Opponent	GS	Min	FG	%	3Pt	%	FT	%	OR	DR	TR	RPG	PF	A	TO	Blk	Stl	TP	PPG
N. 4	ORAL ROBERTS *		31:39	5-12	.417	2-5	.400	1-1	1.000	0	8	8	8.0	2	6	0	0	1	13	13.0
N. 9	TEXAS A&M *		31:50	5-12	.417	0-4	.000	2-2	1.000	0	4	4	6.0	3	4	1	0	3	12	12.5
N. 12	PRAIRIE VIEW		dnp																	
N. 16	A&M-CC		dnp																	
N. 19	SOUTH FLA.		13:21	3-7	.429	0-2	.000	1-2	.500	0	3	3	5.0	1	2	4	0	0	7	10.7
N. 22	NICHOLLS		30:22	8-11	.727	2-3	.667	12-12	1.000	0	6	6	5.3	1	10	1	0	3	30	15.5
N. 27	vs. Northwestern		21:18	6-11	.545	0-2	.000	6-9	.667	0	2	2	4.6	2	4	2	0	0	18	16.0
D. 2	SAM HOUSTON		27:00	4-9	.444	0-3	.000	2-3	.667	0	3	3	4.3	1	6	2	0	0	10	15.0
D. 6	vs. GCU		30:21	5-9	.556	0-0	.000	4-7	.571	0	3	3	4.1	0	4	0	0	1	14	14.9
D. 13	vs. Oklahoma		25:06	2-8	.250	0-2	.000	0-1	.000	1	6	7	4.5	0	5	0	0	1	4	13.5
D. 18	KANSAS CITY		31:00	4-9	.444	1-1	1.000	4-4	1.000	0	2	2	4.2	2	7	2	1	1	13	13.4
D. 21	CS FULLERTON *		22:36	2-4	.500	0-0	.000	0-0	.000	0	2	2	4.0	2	7	2	0	4	4	12.5
D. 29	BETH-COOK *		29:29	4-10	.400	1-2	.500	2-2	1.000	0	2	2	3.8	3	5	1	0	4	11	12.4
J. 3	at Texas Tech^		23:36	5-14	.357	1-3	.333	2-3	.667	1	2	3	3.8	1	2	0	0	1	13	12.4
J. 6	UCF^		16:51	2-4	.500	0-1	.000	2-2	1.000	0	1	1	3.5	2	0	1	0	1	6	11.9
J. 10	at Iowa St.^	*	30:56	1-8	.125	0-3	.000	2-2	1.000	0	3	3	3.5	4	3	2	0	2	4	11.4
J. 13	BAYLOR^		16:20	3-5	.600	2-3	.667	0-0	.000	0	1	1	3.3	2	3	2	0	0	8	11.1
J. 17	KANSAS ST.^																			
J. 20	at TCU^																			
J. 24	IOWA ST.^																			
J. 31	at Utah^																			
F. 4	BYU^																			
F. 7	at Arizona^																			
F. 10	at Arizona St.^																			
F. 14	TCU^																			
F. 18	KANSAS^																			
F. 21	at Colorado^																			
F. 24	WEST VIRGINIA^																			
F. 28	at Cincinnati^																			
M. 3	at UCF^																			
M. 7	HOUSTON^																			

Profile:

- First player in OSU history to record 30 points and 10 assists in game (Nov. 22 vs. Nicholls).
- Experienced playmaker who averaged 13.3 points last season in UMass' up-tempo attack and ranked among the top-25 nationally in assist-to-turnover ratio (2.67).
- Former top-150 recruit won a gold medal with the United States at the 2021 FIBA Americas U16 Championship.
- One of three lefty guards in the Cowboy backcourt (along with Kanye Clary and Anthony Roy) and one of four on the roster (Benjamin Ahmed).

Lutz on Curry:

"Jaylen brings speed, toughness and scoring ability to our backcourt. He's got a great feel for the game and plays with an edge that I really like. He's someone who can get downhill, make plays for others and defend the length of the floor."

Players



1 / KANYE CLARY



Guard | 6-0 | 190 | Junior | Virginia Beach, Va.

Career Statistics:

* = Medical Redshirt

Season	School	GP-GS	MIN/MPG	FGM-A	FG%	3FGM-A	3FG%	FTM-A	FT%	OR	DR	TR	RPG	PF-FO	A	TO	BLK	STL	TP	PPG
2022-23	Penn St. (Fr.)	32-0	332/10.4	49-113	.434	5-17	.294	14-20	.700	4	24	28	0.9	28-0	21	21	0	11	117	3.7
2023-24	Penn St. (So.)	23-20	679/29.5	139-301	.462	29-77	.377	77-95	.811	9	57	66	2.9	36-0	65	43	1	23	384	16.7
2024-25	Mississippi St. (Jr.)*	7-4	133/19.0	14-38	.368	2-10	.200	14-20	.700	0	9	9	1.3	9-0	18	5	0	8	44	6.3
2025-26	OK State (R-Jr.)	16-13	378/23.6	44-118	.373	14-50	.280	38-48	.792	6	38	44	2.8	19-0	78	34	1	19	140	8.8
OSU TOTALS		16-13	378/23.6	44-118	.373	14-50	.280	38-48	.792	6	38	44	2.8	19-0	78	34	1	19	140	8.8
NCAA CAREER		78-37	1522/19.5	246-570	.432	50-154	.325	143-183	.781	19	128	147	1.9	92-0	182	103	2	61	685	8.8

THE CLARY FILE

Major: University Studies
 Birthday: Apr. 17
 Instagram: kanyecrary
 X (Twitter): kanyecrary

Season Bests:

PTS	18	2x, Last: UCF	1/6/26
REB	9	UCF	1/6/26
AST	11	SOUTH FLA.	11/19/25
STL	3	2x, Last: BAYLOR	1/13/26
BLK	1	vs. Northwestern	11/27/25
FGM	6	2x, Last: UCF	1/6/26
FGA	14	BAYLOR	1/13/26
3FGM	3	UCF	1/6/26
3FGA	6	UCF	1/6/26
FTM	5	2x, Last: vs. Oklahoma	12/13/25
FTA	9	SAM HOUSTON	12/2/25

NCAA Career Bests:

PTS	29	vs. Rider	12/29/23
REB	9	UCF	1/6/26
AST	11	SOUTH FLA.	11/19/25
STL	3	4x, Last: BAYLOR	1/13/26
BLK	1	2x, Last: vs. Northwestern	11/27/25
FGM	13	vs. Butler*	11/24/23
FGA	22	vs. Butler*	11/24/23
3FGM	4	vs. Le Moyne*	12/21/23
3FGA	8	vs. Le Moyne*	12/21/23
FTM	10	2x, Last: vs. Northwestern*	1/10/24
FTA	10	2x, Last: vs. Northwestern*	1/10/24

Miscellaneous Benchmarks

Category	'25-26	OSU Career	NCAA Career
10+ Points	7	7	31
20+ Points	0	0	10
30+ Points	0	0	0
10+ Rebounds	0	0	0
10+ Assists	1	1	1
Double-Doubles (P-R)	0	0	0
Double-Doubles (P-A)	1	1	1
Dunks	0	0	
Fouls Drawn	41	41	
Pts. Leader	1	1	
Reb. Leader	2	2	
Ass. Leader	10	10	
Min. Leader	3	3	

Game-by-Game

Date	Opponent	GS	Min	FG	%	3Pt	%	FT	%	OR	DR	TR	RPG	PF	A	TO	Blk	Stl	TP	PPG
N. 4	ORAL ROBERTS		22:22	1-9	.111	1-4	.250	3-4	.750	2	3	5	5.0	2	8	3	0	0	6	6.0
N. 9	TEXAS A&M	*	06:55	1-2	.500	1-1	1.000	0-0	.000	0	1	1	3.0	0	0	0	0	1	3	4.5
N. 12	PRAIRIE VIEW		20:20	3-10	.300	0-3	.000	3-3	1.000	0	3	3	3.0	1	3	1	0	1	9	6.0
N. 16	A&M-CC	*	22:53	2-5	.400	1-3	.333	3-4	.750	0	2	2	2.8	1	6	4	0	2	8	6.5
N. 19	SOUTH FLA.	*	33:38	5-9	.556	2-3	.667	0-0	.000	1	6	7	3.6	0	11	4	0	1	12	7.6
N. 22	NICHOLLS	*	13:20	1-3	.333	1-3	.333	1-2	.500	0	0	0	3.0	0	2	1	0	2	4	7.0
N. 27	vs. Northwestern	*	28:48	1-6	.167	0-3	.000	4-4	1.000	0	0	0	2.6	1	5	1	1	3	6	6.9
D. 2	SAM HOUSTON	*	27:04	4-6	.667	1-3	.333	5-9	.556	0	1	1	2.4	1	6	3	0	1	14	7.8
D. 6	vs. GCU	*	23:24	2-7	.286	1-3	.333	1-4	.250	0	0	0	2.1	2	4	3	0	2	6	7.6
D. 13	vs. Oklahoma	*	27:33	6-13	.462	1-5	.200	5-5	1.000	1	2	3	2.2	2	4	1	0	0	18	8.6
D. 18	KANSAS CITY	*	01:18	0-0	.000	0-0	.000	0-0	.000	0	0	0	2.0	0	1	0	0	2	0	7.8
D. 21	CS FULLERTON	dnp																		
D. 29	BETH-COOK		22:21	3-8	.375	0-1	.000	4-4	1.000	1	0	1	1.9	1	3	1	0	1	10	8.0
J. 3	at Texas Tech*	*	29:38	1-9	.111	0-5	.000	0-0	.000	0	2	2	1.9	1	7	3	0	0	2	7.5
J. 6	UCF*	*	30:14	6-11	.545	3-6	.500	3-3	1.000	0	9	9	2.4	3	8	4	0	0	18	8.3
J. 10	at Iowa St.*	*	36:35	3-6	.500	2-3	.667	3-3	1.000	0	4	4	2.5	4	6	4	0	0	11	8.5
J. 13	BAYLOR*	*	31:31	5-14	.357	0-4	.000	3-3	1.000	1	5	6	2.8	0	4	1	0	3	13	8.8
J. 17	KANSAS ST.*																			
J. 20	at TCU*																			
J. 24	IOWA ST.*																			
J. 31	at Utah*																			
F. 4	BYU*																			
F. 7	at Arizona*																			
F. 10	at Arizona St.*																			
F. 14	TCU*																			
F. 18	KANSAS*																			
F. 21	at Colorado*																			
F. 24	WEST VIRGINIA*																			
F. 28	at Cincinnati*																			
M. 3	at UCF*																			
M. 7	HOUSTON*																			

Profile:

- 6-foot lefty brings a dangerous combo of speed and strength to the Cowboy backcourt.
- Explosive scorer is coming off an injury-shortened season at Mississippi State.
- Prior to it, averaged nearly 17 points per game as a sophomore at Penn State.

Lutz on Clary:

"Kanye is a fast point guard who will fit seamlessly into our up-tempo offense. He has performed at a high level over the course of his career. While his 2024-25 season was, unfortunately, cut short by a leg injury, he's full go now and ready to be a playmaker for our team."

Players

4 / **CHRISTIAN COLEMAN**

Guard | 6-8 | 210 | Senior | Winnsboro, La.

Career Statistics:

Season	School	GP-GS	MIN/MPG	FGM-A	FG%	3FGM-A	3FG%	FTM-A	FT%	OR	DR	TR	RPG	PF-FO	A	TO	BLK	STL	TP	PPG
2021-22	LSU-Alexandria (Fr.)	NAIA																		
2022-23	South Plains JC (So.)	Junior College																		
2023-24	UAB (Jr.)	35-7	674/19.2	107-196	.546	0-0	---	55-88	.625	56	102	158	4.5	71-1	18	40	28	17	269	7.7
2024-25	UAB (Sr.)	37-35	1019/27.5	177-332	.533	0-1	.000	75-112	.670	116	147	263	7.1	69-1	52	51	28	32	429	11.6
2025-26	OK State (5th)	16-8	352/22.0	64-121	.529	8-29	.276	32-48	.667	15	52	67	4.2	34-1	14	17	12	14	168	10.5
OSU TOTALS		16-8	352/22.0	64-121	.529	8-29	.276	32-48	.667	15	52	67	4.2	34-1	14	17	12	14	168	10.5
NCAA CAREER		88-50	2044/23.2	348-649	.536	8-30	.267	162-248	.653	187	301	488	5.5	174-3	84	108	68	63	866	9.8

THE COLEMAN FILE

Bachelors	UAB (May 2025) General Studies
Birthday	Aug. 28
Instagram	cc.lera
X (Twitter)	cc_lera

Season Bests:

PTS	20	2x, Last: CAL ST. FULLERTON	12/21/25
REB	11	ORAL ROBERTS	11/4/25
AST	4	2x, Last: CAL ST. FULLERTON	12/21/25
STL	2	4x, Last: BETH-COOKMAN	12/29/25
BLK	4	vs. Oklahoma	12/13/25
FGM	8	KANSAS CITY	12/18/25
FGA	13	CAL ST. FULLERTON	12/21/25
3FGM	2	3x, Last: CAL ST. FULLERTON	12/21/25
3FGA	7	CAL ST. FULLERTON	12/21/25
FTM	5	SOUTH FLA.	11/19/25
FTA	9	SOUTH FLA.	11/19/25

NCAA Career Bests:

PTS	25	vs. Alabama A&M^	12/18/24
REB	14	at UC Irvine^	3/6/25
AST	5	SOUTHERN MISS^	11/7/24
STL	3	AUM^	11/18/24
BLK	4	3x, Last: vs. Oklahoma	12/13/25
FGM	10	2x, Last: ALABAMA A&M^	12/18/24
FGA	18	at UC Irvine^	3/6/25
3FGM	2	3x, Last: CAL ST. FULLERTON	12/21/25
3FGA	7	CAL ST. FULLERTON	12/21/25
FTM	7	at Temple^	3/7/24
FTA	10	at Temple^	3/7/24

Miscellaneous Benchmarks

Category	'25-26	OSU Career	NCAA Career
10+ Points	8	8	43
20+ Points	2	2	7
30+ Points	0	0	0
10+ Rebounds	2	2	10
10+ Assists	0	0	0
Double-Doubles (P-R)	2	2	9
Double-Doubles (P-A)	0	0	0
Dunks	18	18	
Fouls Drawn	30	30	
Pts. Leader	2	2	
Reb. Leader	4	4	
Ast. Leader	1	1	
Min. Leader	2	2	

Game-by-Game

Date	Opponent	GS	Min	FG	%	3Pt	%	FT	%	OR	DR	TR	RPG	PF	A	TO	Blk	Stl	TP	PPG
N. 4	ORAL ROBERTS		26:39	6-10	.600	2-5	.400	1-1	1.000	2	9	11	11.0	2	0	2	0	1	15	15.0
N. 9	TEXAS A&M		21:54	6-9	.667	2-3	.667	2-2	1.000	1	2	3	7.0	3	0	0	2	2	16	15.5
N. 12	PRAIRIE VIEW	*	15:29	2-6	.333	1-1	1.000	2-4	.500	2	1	3	5.7	0	4	1	1	1	7	12.7
N. 16	A&M-CC	*	19:35	3-4	.750	0-1	.000	0-0	.000	1	2	3	5.0	1	1	0	1	1	6	11.0
N. 19	SOUTH FLA.		24:58	5-7	.714	0-1	.000	5-9	.556	0	2	2	4.4	2	0	1	0	0	15	11.8
N. 22	NICHOLLS		16:48	3-10	.300	0-2	.000	0-0	.000	0	7	7	4.8	1	1	1	1	1	6	10.8
N. 27	vs. Northwestern		21:01	3-7	.429	0-0	.000	4-4	1.000	1	2	3	4.6	5	0	0	0	0	10	10.7
D. 2	SAM HOUSTON		07:59	1-3	.333	0-1	.000	0-0	.000	0	0	0	4.0	0	0	0	0	0	2	9.6
D. 6	vs. GCU		23:42	7-11	.636	0-1	.000	2-3	.667	1	5	6	4.2	2	0	1	1	1	16	10.3
D. 13	vs. Oklahoma		26:17	6-11	.545	1-2	.500	4-6	.667	2	2	4	4.2	2	0	0	4	0	17	11.0
D. 18	KANSAS CITY	*	37:09	8-12	.667	0-2	.000	4-6	.667	2	8	10	4.7	3	2	3	2	2	20	11.8
D. 21	CS FULLERTON	*	37:11	7-13	.538	2-7	.286	4-6	.667	1	4	5	4.8	4	4	3	0	2	20	12.5
D. 29	BETH-COOK	*	21:52	3-5	.600	0-0	.000	2-4	.500	1	3	4	4.7	2	0	1	0	2	8	12.2
J. 3	at Texas Tech^	*	12:59	1-5	.200	0-2	.000	1-1	1.000	0	4	4	4.6	2	0	1	0	0	3	11.5
J. 6	UCF^		dnp																	
J. 10	at Iowa St.^	*	11:08	0-1	.000	0-0	.000	1-2	.500	0	0	0	4.3	3	0	1	0	0	1	10.8
J. 13	BAYLOR^	*	27:00	3-7	.429	0-1	.000	0-0	.000	1	1	2	4.2	2	2	2	0	1	6	10.5
J. 17	KANSAS ST.^																			
J. 20	at TCU^																			
J. 24	IOWA ST.^																			
J. 31	at Utah^																			
F. 4	BYU^																			
F. 7	at Arizona^																			
F. 10	at Arizona St.^																			
F. 14	TCU^																			
F. 18	KANSAS^																			
F. 21	at Colorado^																			
F. 24	WEST VIRGINIA^																			
F. 28	at Cincinnati^																			
M. 3	at UCF^																			
M. 7	HOUSTON^																			

Profile:

- Lanky, 6-8 athlete brings size and versatility.
- Late bloomer, grew seven inches in the two years after his high school graduation before deciding to give college a try. His basketball career has gone through a similar growth spurt with stops at the NAIA and NJCAA levels followed by two years at UAB and now the Big 12 Conference.
- Is using a fifth season of eligibility at OSU through a special NCAA waiver for the 2025-26 academic year, which grants an extra year to student-athletes who previously competed at a non-NCAA school.

Lutz on Coleman:

"Christian's story is one of perseverance, and he plays like it. He's a tough, versatile competitor who knows how to win, and he's just now starting to scratch the surface of what he can become. We're excited to help him take his game to the next level."

Players



5 / VYCTORIUS MILLER



Guard | 6-5 | 190 | Sophomore | Los Angeles, Calif.

Career Statistics:

Season	School	GP-GS	MIN/MPG	FGM-A	FG%	3FGM-A	3FG%	FTM-A	FT%	OR	DR	TR	RPG	PF-FO	A	TO	BLK	STL	TP	PPG
2024-25	LSU (Fr.)	25-5	476/19.0	76-170	.447	28-88	.318	43-59	.729	10	51	61	2.4	36-0	31	28	5	13	223	8.9
2025-26	OK State (So.)	15-14	403/26.8	67-132	.508	31-64	.484	58-70	.829	13	33	46	3.1	41-1	27	32	5	14	223	14.9
OSU TOTALS		15-14	403/26.8	67-132	.508	31-64	.484	58-70	.829	13	33	46	3.1	41-1	27	32	5	14	223	14.9
NCAA CAREER		40-19	878/22.0	143-302	.474	59-152	.388	101-129	.783	23	84	107	2.7	77-1	58	60	10	27	446	11.2

THE MILLER FILE

Major: University Studies
 Birthday: Sept. 14
 Instagram: vyctoriusmiller
 X (Twitter): vyctorius5

Season Bests:

PTS	30	PRAIRIE VIEW	11/12/25
REB	6	2x, Last: UCF	1/6/26
AST	5	TEXAS A&M	11/9/25
STL	2	3x, Last: BETH-COOKMAN	12/29/25
BLK	2	vs. Northwestern	11/27/25
FGM	8	PRAIRIE VIEW	11/12/25
FGA	12	3x, Last: KANSAS CITY	12/18/25
3FGM	5	PRAIRIE VIEW	11/12/25
3FGA	8	PRAIRIE VIEW	11/12/25
FTM	9	PRAIRIE VIEW	11/12/25
FTA	11	PRAIRIE VIEW	11/12/25

NCAA Career Bests:

PTS	30	PRAIRIE VIEW	11/12/25
REB	6	2x, Last: UCF	1/6/26
AST	5	TEXAS A&M	11/9/25
STL	2	5x, Last: BETH-COOKMAN	12/29/25
BLK	2	vs. Northwestern	11/27/25
FGM	9	2x, Last: MISSISSIPPI VAL.^	12/29/24
FGA	14	2x, Last: SOUTH CAROLINA^	2/18/25
3FGM	5	PRAIRIE VIEW	11/12/25
3FGA	8	2x, Last: PRAIRIE VIEW	11/12/25
FTM	9	PRAIRIE VIEW	11/12/25
FTA	11	PRAIRIE VIEW	11/12/25

Miscellaneous Benchmarks

Category	'25-26	OSU Career	NCAA Career
10+ Points	12	12	23
20+ Points	4	4	5
30+ Points	1	1	1
10+ Rebounds	0	0	0
10+ Assists	0	0	0
Double-Doubles (P-R)	0	0	0
Double-Doubles (P-A)	0	0	0
Dunks	8	8	
Fouls Drawn	42	42	
Pts. Leader	3	3	
Reb. Leader	0	0	
Ast. Leader	1	1	
Min. Leader	2	2	

Game-by-Game

Date	Opponent	GS	Min	FG	%	3Pt	%	FT	%	OR	DR	TR	RPG	PF	A	TO	Blk	Stl	TP	PPG
N. 4	ORAL ROBERTS	*	27:43	6-11	.545	2-5	.400	7-8	.875	1	2	3	3.0	3	0	4	0	1	21	21.0
N. 9	TEXAS A&M	*	22:21	5-9	.556	0-3	.000	5-5	1.000	0	4	4	3.5	4	5	2	0	0	15	18.0
N. 12	PRAIRIE VIEW	*	28:34	8-12	.667	5-8	.625	9-11	.818	1	2	3	3.3	3	2	2	0	1	30	22.0
N. 16	A&M-CC	*	16:32	5-7	.714	1-3	.333	2-2	1.000	0	0	0	2.5	3	3	1	0	1	13	19.8
N. 19	SOUTH FLA.	*	33:36	7-11	.636	4-4	1.000	6-7	.857	1	4	5	3.0	1	2	4	1	1	24	20.6
N. 22	NICHOLLS		24:10	1-5	.200	0-1	.000	0-0	.000	0	4	4	3.2	2	2	2	1	2	2	17.5
N. 27	vs. Northwestern	*	27:49	5-9	.556	3-5	.600	4-4	1.000	1	1	2	3.0	2	3	2	2	0	17	17.4
D. 2	SAM HOUSTON	*	09:20	2-5	.400	1-3	.333	0-0	.000	0	1	1	2.8	0	0	0	0	0	5	15.9
D. 6	vs. GCU		dnp																	
D. 13	vs. Oklahoma	*	34:59	4-12	.333	3-6	.500	2-2	1.000	2	1	3	2.8	2	0	0	0	1	13	15.6
D. 18	KANSAS CITY	*	32:55	5-12	.417	1-5	.200	2-3	.667	2	0	2	2.7	4	3	4	1	2	13	15.3
D. 21	CS FULLERTON	*	25:13	6-9	.667	4-6	.667	4-7	.571	2	4	6	3.0	3	0	3	0	0	20	15.7
D. 29	BETH-COOK	*	25:38	5-8	.625	2-3	.667	6-7	.857	1	1	2	2.9	3	3	3	0	2	18	15.9
J. 3	at Texas Tech^	*	32:26	2-8	.250	0-5	.000	1-1	1.000	1	3	4	3.0	3	1	2	0	1	5	15.1
J. 6	UCF^	*	30:18	2-6	.333	2-2	1.000	7-9	.778	1	5	6	3.2	3	2	3	0	1	13	14.9
J. 10	at Iowa St.^		dnp																	
J. 13	BAYLOR^	*	31:05	4-8	.500	3-5	.600	3-4	.750	0	1	1	3.1	5	1	0	0	1	14	14.9
J. 17	KANSAS ST.^																			
J. 20	at TCU^																			
J. 24	IOWA ST.^																			
J. 31	at Utah^																			
F. 4	BYU^																			
F. 7	at Arizona^																			
F. 10	at Arizona St.^																			
F. 14	TCU^																			
F. 18	KANSAS^																			
F. 21	at Colorado^																			
F. 24	WEST VIRGINIA^																			
F. 28	at Cincinnati^																			
M. 3	at UCF^																			
M. 7	HOUSTON^																			

Profile:

- Los Angeles native averaged 8.9 points as a freshman at LSU.
- Nickname is "VJ".
- Comes from a famous family. His father, Vyshonn Miller, is rapper "Silkk the Shocker" and uncle, Percy Miller, is better known as "Master P".
- Describes himself as a versatile combo guard who can score at all three levels and is "falling in love with defending."

Lutz on Miller:

"VJ comes from a successful family who have given him a great foundation for success. He's a hard-working, highly skilled, competitive guard with great size and unlimited potential. He has a chance to be an impact player for us in the Big 12 on day one."

Players



7 / KIRK COLE



Guard | 6-1 | 170 | Senior | Yukon, Okla.

Career Statistics:

Season	School	GP-GS	MIN/MPG	FGM-A	FG%	3FGM-A	3FG%	FTM-A	FT%	OR	DR	TR	RPG	PF-FO	A	TO	BLK	STL	TP	PPG
2021-22	Troy (Fr.)	2-0	9/4.7	1-3	.333	0-0	---	1-2	.500	0	1	1	0.5	1-0	1	1	0	1	3	1.5
2022-23	Troy (So.)	7-0	31/4.5	3-14	.214	0-5	.000	0-0	---	0	0	0	0.0	1-0	1	1	0	3	6	0.9
2023-24			Did Not Play																	
2024-25	OK State (Jr.)	7-0	9/1.3	1-3	.333	0-2	.000	1-2	.500	0	0	0	0.0	1-0	0	1	0	0	3	0.4
2025-26	OK State (Sr.)	10-0	37/3.7	2-9	.222	2-8	.250	0-0	.000	1	1	2	0.2	4-0	2	0	0	0	6	0.6
OSU TOTALS		17-0	46/2.7	3-12	.250	2-10	.200	1-2	.500	1	1	2	0.1	5-0	2	1	0	0	9	0.5
NCAA CAREER		26-0	87/3.4	7-29	.241	2-15	.133	2-4	.500	1	2	3	0.1	7-0	4	3	0	4	18	0.7

THE COLE FILE

Bachelors Oklahoma State (May 2025)
Strategic Communication /
Advertising & Public Relations
Birthday May 28
Instagram kirkcole12

Season Bests:

PTS	3	2x, Last: CAL ST. FULLERTON	12/21/25
REB	2	PRAIRIE VIEW	11/12/25
AST	1	2x, Last: KANSAS CITY	12/18/25
STL	0	-	-
BLK	0	-	-
FGM	1	2x, Last: CAL ST. FULLERTON	12/21/25
FGA	3	2x, Last: CAL ST. FULLERTON	12/21/25
3FGM	1	2x, Last: CAL ST. FULLERTON	12/21/25
3FGA	3	CAL ST. FULLERTON	12/21/25
FTM	0	-	-
FTA	0	-	-

NCAA Career Bests:

PTS	4	SOUTHERN N.O.^	11/23/22
REB	2	PRAIRIE VIEW	11/12/25
AST	1	4x, Last: KANSAS CITY	12/18/25
STL	1	4x, Last: LA. MONROE^	1/21/23
BLK	0	-	-
FGM	2	SOUTHERN N.O.^	11/23/22
FGA	5	MUW^	11/10/22
3FGM	1	2x, Last: CAL ST. FULLERTON	12/21/25
3FGA	3	2x, Last: CAL ST. FULLERTON	12/21/25
FTM	1	2x, Last: vs. Cincinnati	3/11/25
FTA	2	2x, Last: vs. Cincinnati	3/11/25

Miscellaneous Benchmarks

Category	'25-26	OSU Career	NCAA Career
10+ Points	0	0	0
20+ Points	0	0	0
30+ Points	0	0	0
10+ Rebounds	0	0	0
10+ Assists	0	0	0
Double-Doubles (P-R)	0	0	0
Double-Doubles (P-A)	0	0	0
Dunks	0	0	0
Fouls Drawn	1	1	0
Pts. Leader	0	0	0
Reb. Leader	0	0	0
Ast. Leader	0	0	0
Min. Leader	0	0	0

Game-by-Game

Date	Opponent	GS	Min	FG	%	3Pt	%	FT	%	OR	DR	TR	RPG	PF	A	TO	Blk	Stl	TP	PPG
N. 4	ORAL ROBERTS		07:32	0-0	.000	0-0	.000	0-0	.000	0	0	0	0.0	0	0	0	0	0	0	0.0
N. 9	TEXAS A&M		01:22	0-2	.000	0-2	.000	0-0	.000	0	0	0	0.0	0	0	0	0	0	0	0.0
N. 12	PRAIRIE VIEW		07:12	1-3	.333	1-2	.500	0-0	.000	1	1	2	0.7	1	1	0	0	0	3	1.0
N. 16	A&M-CC		04:38	0-0	.000	0-0	.000	0-0	.000	0	0	0	0.5	0	0	0	0	0	0	0.8
N. 19	SOUTH FLA.		dnp																	
N. 22	NICHOLLS		05:33	0-1	.000	0-1	.000	0-0	.000	0	0	0	0.4	2	0	0	0	0	0	0.6
N. 27	vs. Northwestern		dnp																	
D. 2	SAM HOUSTON		dnp																	
D. 6	vs. GCU		dnp																	
D. 13	vs. Oklahoma		dnp																	
D. 18	KANSAS CITY		03:35	0-0	.000	0-0	.000	0-0	.000	0	0	0	0.3	1	1	0	0	0	0	0.5
D. 21	CS FULLERTON		04:35	1-3	.333	1-3	.333	0-0	.000	0	0	0	0.3	0	0	0	0	0	3	0.9
D. 29	BETH-COOK		00:34	0-0	.000	0-0	.000	0-0	.000	0	0	0	0.3	0	0	0	0	0	0	0.8
J. 3	at Texas Tech^		01:10	0-0	.000	0-0	.000	0-0	.000	0	0	0	0.2	0	0	0	0	0	0	0.7
J. 6	UCF^		00:56	0-0	.000	0-0	.000	0-0	.000	0	0	0	0.2	0	0	0	0	0	0	0.6
J. 10	at Iowa St.^		dnp																	
J. 13	BAYLOR^		dnp																	
J. 17	KANSAS ST.^																			
J. 20	at TCU^																			
J. 24	IOWA ST.^																			
J. 31	at Utah^																			
F. 4	BYU^																			
F. 7	at Arizona^																			
F. 10	at Arizona St.^																			
F. 14	TCU^																			
F. 18	KANSAS^																			
F. 21	at Colorado^																			
F. 24	WEST VIRGINIA^																			
F. 28	at Cincinnati^																			
M. 3	at UCF^																			
M. 7	HOUSTON^																			

Profile:

- One of three returning Cowboys from last season, along with Robert Jennings and Andrija Vukovic.
- Played an important role on the practice squad for an OSU team that reached the quarterfinals of the NIT.
- Appeared in seven games off the bench, including five during Big 12 play.
- Scored his first Cowboy basket in the regular season finale against Cincinnati and converted a free throw against the Bearcats three days later in the first round of the Big 12 Championship in Kansas City.

Players



8 / DANIEL GUETTA



Guard | 6-2 | 180 | Freshman | Kiryat Gat, Israel

Career Statistics:

Season	School	GP-GS	MIN/MPG	FGM-A	FG%	3FGM-A	3FG%	FTM-A	FT%	OR	DR	TR	RPG	PF-FO	A	TO	BLK	STL	TP	PPG
2025-26	OK State (Fr.)	7-0	61/8.7	4-10	.400	0-4	.000	1-2	.500	1	3	4	0.6	1-0	4	7	0	1	9	1.3
OSU TOTALS		7-0	61/8.7	4-10	.400	0-4	.000	1-2	.500	1	3	4	0.6	1-0	4	7	0	1	9	1.3

THE GUETTA FILE

Major Undeclared
 Birthday Aug. 31
 Instagram daniel_guetta8
 X (Twitter) --

Season Bests

PTS	4	CAL ST. FULLERTON	12/21/25
REB	1	4x, Last: KANSAS CITY	12/18/25
AST	1	4x, Last: CAL ST. FULLERTON	12/21/25
STL	1	PRAIRIE VIEW	11/12/25
BLK	0	-	-
FGM	2	CAL ST. FULLERTON	12/21/25
FGA	4	PRAIRIE VIEW	11/12/25
3FGM	0	-	-
3FGA	1	4x, Last: CAL ST. FULLERTON	12/21/25
FTM	1	ORAL ROBERTS	11/4/25
FTA	2	ORAL ROBERTS	11/4/25

Career Bests

PTS	4	CAL ST. FULLERTON	12/21/25
REB	1	4x, Last: KANSAS CITY	12/18/25
AST	1	4x, Last: CAL ST. FULLERTON	12/21/25
STL	1	PRAIRIE VIEW	11/12/25
BLK	0	-	-
FGM	2	CAL ST. FULLERTON	12/21/25
FGA	4	PRAIRIE VIEW	11/12/25
3FGM	0	-	-
3FGA	1	4x, Last: CAL ST. FULLERTON	12/21/25
FTM	1	ORAL ROBERTS	11/4/25
FTA	2	ORAL ROBERTS	11/4/25

Miscellaneous Benchmarks

Category	'25-26	OSU Career	NCAA Career
10+ Points	0	0	0
20+ Points	0	0	0
30+ Points	0	0	0
10+ Rebounds	0	0	0
10+ Assists	0	0	0
Double-Doubles (P-R)	0	0	0
Double-Doubles (P-A)	0	0	0
Dunks	0	0	0
Fouls Drawn	1	1	1
Pts. Leader	0	0	0
Reb. Leader	0	0	0
Ast. Leader	0	0	0
Min. Leader	0	0	0

Game-by-Game

Date	Opponent	GS	Min	FG	%	3Pt	%	FT	%	OR	DR	TR	RPG	PF	A	TO	Blk	Stl	TP	PPG
N. 4	ORAL ROBERTS		13:26	0-1	.000	0-1	.000	1-2	.500	1	0	1	1.0	0	1	1	0	0	1	1.0
N. 9	TEXAS A&M		dnp																	
N. 12	PRAIRIE VIEW		18:51	1-4	.250	0-1	.000	0-0	.000	0	1	1	1.0	1	1	0	0	1	2	1.5
N. 16	A&M-CC		08:59	1-2	.500	0-1	.000	0-0	.000	0	1	1	1.0	0	1	4	0	0	2	1.7
N. 19	SOUTH FLA.		dnp																	
N. 22	NICHOLLS		01:03	0-0	.000	0-0	.000	0-0	.000	0	0	0	0.8	0	0	0	0	0	0	1.3
N. 27	vs. Northwestern		dnp																	
D. 2	SAM HOUSTON		dnp																	
D. 6	vs. GCU		dnp																	
D. 13	vs. Oklahoma		dnp																	
D. 18	KANSAS CITY		02:39	0-0	.000	0-0	.000	0-0	.000	0	1	1	0.8	0	0	1	0	0	0	1.0
D. 21	CS FULLERTON		14:40	2-3	.667	0-1	.000	0-0	.000	0	0	0	0.7	0	1	1	0	0	4	1.5
D. 29	BETH-COOK		dnp																	
J. 3	at Texas Tech^		01:10	0-0	.000	0-0	.000	0-0	.000	0	0	0	0.6	0	0	0	0	0	0	1.3
J. 6	UCF^		dnp																	
J. 10	at Iowa St.^		dnp																	
J. 13	BAYLOR^		dnp																	
J. 17	KANSAS ST.^																			
J. 20	at TCU^																			
J. 24	IOWA ST.^																			
J. 31	at Utah^																			
F. 4	BYU^																			
F. 7	at Arizona^																			
F. 10	at Arizona St.^																			
F. 14	TCU^																			
F. 18	KANSAS^																			
F. 21	at Colorado^																			
F. 24	WEST VIRGINIA^																			
F. 28	at Cincinnati^																			
M. 3	at UCF^																			
M. 7	HOUSTON^																			

Profile:

- High IQ combo guard turned 22 years old in August.
- Former member of Israel's junior national team and has since gained experience at some of the highest levels of its domestic basketball league.

Lutz on Guetta:

"Daniel is a poised, unselfish guard who knows how to run a team. He controls pace, sees the floor well, and knows how to get others involved. He'll be a valuable piece in our backcourt."

Players

9 / **ANTHONY ROY**

Guard / 6-5 / 205 / Senior / Oakland, Calif.

Career Statistics:

Season	School	GP-GS	MIN/MPG	FGM-A	FG%	3FGM-A	3FG%	FTM-A	FT%	OR	DR	TR	RPG	PF-FO	A	TO	BLK	STL	TP	PPG
2019-20	San Francisco (Fr.)	8-0	46/5.8	11-21	.524	5-9	.556	5-7	.714	2	5	7	0.9	6-0	1	4	0	1	32	4.0
2021-22	Wenatchee (So.)	Junior College																		
2022-23	NM State (Jr.)	16-4	352/22.0	53-131	.405	31-78	.397	27-36	.750	7	37	44	2.8	30-1	11	22	3	10	164	10.3
2023-24	Langston (Sr.)	NAIA																		
2024-25	Green Bay (5th)	11-11	364/33.1	89-177	.503	48-111	.432	57-66	.864	6	52	58	5.3	27-1	32	30	1	16	283	25.7
2025-26	OK State (6th)	14-11	385/27.5	75-162	.463	48-105	.457	48-53	.906	9	50	59	4.2	25-0	21	23	5	6	246	17.6
OSU TOTALS		14-11	385/27.5	75-162	.463	48-105	.457	48-53	.906	9	50	59	4.2	25-0	21	23	5	6	246	17.6
NCAA CAREER		49-26	1148/23.4	228-491	.464	132-303	.436	137-162	.846	24	144	168	3.4	88-2	65	79	9	33	725	14.8

THE ROY FILE

Major UW-Green Bay (May 2025)
Applied Studies/Org. Leadership

Birthday Dec. 6

Instagram / X tnblefty

Season Bests:

PTS	27	BETHUNE-COOKMAN	12/29/25
REB	8	2x, Last: at Texas Tech	1/3/26
AST	5	SAM HOUSTON	12/2/25
STL	1	6x, Last: UCF	1/6/26
BLK	1	5x, Last: at Iowa St.	1/10/26
FGM	7	2x, Last: at Texas Tech	1/3/26
FGA	16	vs. Oklahoma	12/13/25
3FGM	6	2x, Last: at Texas Tech	1/3/26
3FGA	12	3x, Last: BAYLOR	1/13/26
FTM	15	BETHUNE-COOKMAN	12/29/25
FTA	15	BETHUNE-COOKMAN	12/29/25

NCAA Career Bests:

PTS	35	at Western Ill. ^	11/13/24
REB	9	CAMPBELL ^	11/30/24
AST	6	at Western Ill. ^	11/13/24
STL	5	SIUE ^	11/19/24
BLK	1	9x, Last: at Iowa St.	1/10/26
FGM	12	at IU Indy ^	12/4/24
FGA	21	at Providence ^	11/16/24
3FGM	8	at Ohio St. ^	11/24/24
3FGA	13	2x, Last: at Providence ^	11/16/24
FTM	15	BETHUNE-COOKMAN	12/29/25
FTA	15	BETHUNE-COOKMAN	12/29/25

Miscellaneous Benchmarks

Category	'25-26	OSU Career	NCAA Career
10+ Points	14	14	32
20+ Points	4	4	17
30+ Points	0	0	5
10+ Rebounds	0	0	0
10+ Assists	0	0	0
Double-Doubles (P-R)	0	0	0
Double-Doubles (P-A)	0	0	0
Dunks	0	0	0
Fouls Drawn	40	40	
Pts. Leader	4	4	
Reb. Leader	1	1	
Ast. Leader	1	1	
Min. Leader	3	3	

Game-by-Game

Date	Opponent	GS	Min	FG	%	3Pt	%	FT	%	OR	DR	TR	RPG	PF	A	TO	Blk	Stl	TP	PPG
N. 4	ORAL ROBERTS	dnp																		
N. 9	TEXAS A&M	dnp																		
N. 12	PRAIRIE VIEW	dnp																		
N. 16	A&M-CC	15:56		5-12	.417	0-4	.000	5-6	.833	1	1	2	2.0	2	1	1	0	1	15	15.0
N. 19	SOUTH FLA.	15:54		6-11	.545	3-7	.429	0-2	.000	1	2	3	2.5	4	0	2	0	1	15	15.0
N. 22	NICHOLLS	15:46		4-8	.500	2-4	.500	0-0	.000	0	1	1	2.0	0	0	1	1	0	10	13.3
N. 27	vs. Northwestern *	28:17		5-13	.385	3-7	.429	3-3	1.000	1	5	6	3.0	3	0	0	1	0	16	14.0
D. 2	SAM HOUSTON *	31:57		6-11	.545	3-5	.600	5-5	1.000	3	5	8	4.0	1	5	3	0	0	20	15.2
D. 6	vs. GCU *	27:19		4-8	.500	2-5	.400	4-4	1.000	0	2	2	3.7	1	2	1	0	0	14	15.0
D. 13	vs. Oklahoma *	33:58		5-16	.313	4-12	.333	2-2	1.000	0	2	2	3.4	1	2	1	0	0	16	15.1
D. 18	KANSAS CITY *	30:48		7-12	.583	3-6	.500	1-1	1.000	0	6	6	3.8	2	1	4	1	1	18	15.5
D. 21	CS FULLERTON *	24:00		6-13	.462	6-10	.600	4-4	1.000	1	3	4	3.8	0	1	2	0	0	22	16.2
D. 29	BETH-COOK *	24:49		5-10	.500	2-6	.333	15-15	1.000	1	2	3	3.7	1	2	0	0	1	27	17.3
J. 3	at Texas Tech ^	34:18		7-10	.700	6-8	.750	2-2	1.000	0	8	8	4.1	4	0	1	0	1	22	17.7
J. 6	UCF ^	34:50		4-10	.400	4-7	.571	3-4	.750	1	6	7	4.3	2	1	3	1	1	15	17.5
J. 10	at Iowa St. ^	33:09		5-13	.385	5-12	.417	4-5	.800	0	3	3	4.2	3	2	2	1	0	19	17.6
J. 13	BAYLOR ^	34:23		6-15	.400	5-12	.417	0-0	.000	0	4	4	4.2	1	4	2	0	0	17	17.6
J. 17	KANSAS ST. ^																			
J. 20	at TCU ^																			
J. 24	IOWA ST. ^																			
J. 31	at Utah ^																			
F. 4	BYU ^																			
F. 7	at Arizona ^																			
F. 10	at Arizona St. ^																			
F. 14	TCU ^																			
F. 18	KANSAS ^																			
F. 21	at Colorado ^																			
F. 24	WEST VIRGINIA ^																			
F. 28	at Cincinnati ^																			
M. 3	at UCF ^																			
M. 7	HOUSTON ^																			

2025-26:

- Jerry West National Shooting Guard of the Year Preseason Watch List
- Put together the sixth-longest free throw streak in OSU history -- 36 from Nov. 22 to Jan. 6.

Profile:

- One of 20 players named to the preseason watch list for the Jerry West Award National Shooting Guard of the Year.
- Was the NCAA scoring leader (25.7 ppg) last season at Green Bay before suffering a season-ending injury, averaging 4.36 threes on 43.2% accuracy.

Steve Lutz on Roy:

"Anthony is already familiar with Oklahoma from his time at Langston, and we're excited to welcome him back. He's a big, versatile guard who can play multiple positions. He was one of the nation's best scorers last season before injuring his foot, and he will thrive in our system and style of play."

Players



13 / MEKHI RAGLAND



Forward | 6-11 | 330 | Freshman | Lilburn, Ga.

Career Statistics:

Season	School	GP-GS	MIN/MPG	FGM-A	FG%	3FGM-A	3FG%	FTM-A	FT%	OR	DR	TR	RPG	PF-FO	A	TO	BLK	STL	TP	PPG
2025-26	OK State (Fr.)	7-0	32/4.5	3-15	.200	0-1	.000	0-1	.000	3	10	13	1.9	6-0	1	1	0	2	6	0.9
OSU TOTALS		7-0	32/4.5	3-15	.200	0-1	.000	0-1	.000	3	10	13	1.9	6-0	1	1	0	2	6	0.9

THE RAGLAND FILE

Major	Psychology
Birthday	June 24
Instagram	_mekhiragland
X (Twitter)	mekhiraglandd

Season Bests:

PTS	4	PRAIRIE VIEW	11/12/25
REB	3	3x, Last: CAL ST. FULLERTON	12/21/25
AST	1	CAL ST. FULLERTON	12/21/25
STL	1	2x, Last: CAL ST. FULLERTON	12/21/25
BLK	0	-	-
FGM	2	PRAIRIE VIEW	11/12/25
FGA	4	PRAIRIE VIEW	11/12/25
3FGM	0	-	-
3FGA	1	CAL ST. FULLERTON	12/21/25
FTM	0	-	-
FTA	1	PRAIRIE VIEW	11/12/25

NCAA Career Bests:

PTS	4	PRAIRIE VIEW	11/12/25
REB	3	3x, Last: CAL ST. FULLERTON	12/21/25
AST	1	CAL ST. FULLERTON	12/21/25
STL	1	2x, Last: CAL ST. FULLERTON	12/21/25
BLK	0	-	-
FGM	2	PRAIRIE VIEW	11/12/25
FGA	4	PRAIRIE VIEW	11/12/25
3FGM	0	-	-
3FGA	1	CAL ST. FULLERTON	12/21/25
FTM	0	-	-
FTA	1	PRAIRIE VIEW	11/12/25

Miscellaneous Benchmarks

Category	'25-26	OSU Career	NCAA Career
10+ Points	0	0	0
20+ Points	0	0	0
30+ Points	0	0	0
10+ Rebounds	0	0	0
10+ Assists	0	0	0
Double-Doubles (P-R)	0	0	0
Double-Doubles (P-A)	0	0	0
Dunks	0	0	0
Fouls Drawn	2	2	2
Pts. Leader	0	0	0
Reb. Leader	0	0	0
Ast. Leader	0	0	0
Min. Leader	0	0	0

Game-by-Game

Date	Opponent	GS	Min	FG	%	3Pt	%	FT	%	OR	DR	TR	RPG	PF	A	TO	Blk	Stl	TP	PPG
N. 4	ORAL ROBERTS		02:15	0-2	.000	0-0	.000	0-0	.000	1	2	3	3.0	1	0	0	0	0	0	0.0
N. 9	TEXAS A&M		01:22	0-0	.000	0-0	.000	0-0	.000	0	0	0	1.5	0	0	0	0	0	0	0.0
N. 12	PRAIRIE VIEW		03:16	2-4	.500	0-0	.000	0-1	.000	1	2	3	2.0	0	0	0	0	1	4	1.3
N. 16	A&M-CC		02:41	0-2	.000	0-0	.000	0-0	.000	0	0	0	1.5	0	0	0	0	0	0	1.0
N. 19	SOUTH FLA.		dnp																	
N. 22	NICHOLLS		dnp																	
N. 27	vs. Northwestern		dnp																	
D. 2	SAM HOUSTON		dnp																	
D. 6	vs. GCU		dnp																	
D. 13	vs. Oklahoma		dnp																	
D. 18	KANSAS CITY		02:47	1-2	.500	0-0	.000	0-0	.000	0	2	2	1.6	1	0	1	0	0	2	1.2
D. 21	CS FULLERTON		11:38	0-2	.000	0-1	.000	0-0	.000	1	2	3	1.8	2	1	0	0	1	0	1.0
D. 29	BETH-COOK		07:44	0-3	.000	0-0	.000	0-0	.000	0	2	2	1.9	2	0	0	0	0	0	0.9
J. 3	at Texas Tech^		dnp																	
J. 6	UCF^		dnp																	
J. 10	at Iowa St.^		dnp																	
J. 13	BAYLOR^		dnp																	
J. 17	KANSAS ST.^																			
J. 20	at TCU^																			
J. 24	IOWA ST.^																			
J. 31	at Utah^																			
F. 4	BYU^																			
F. 7	at Arizona^																			
F. 10	at Arizona St.^																			
F. 14	TCU^																			
F. 18	KANSAS^																			
F. 21	at Colorado^																			
F. 24	WEST VIRGINIA^																			
F. 28	at Cincinnati^																			
M. 3	at UCF^																			
M. 7	HOUSTON^																			

Profile:

- A big bruiser with a soft shooting touch.
- Signed with OSU in the Fall of 2024 over finalists Ole Miss, Mississippi State, DePaul and Georgia State.
- At the time, ranked No. 123 in On3's national recruiting rankings.

Steve Lutz on Ragland:

"We always want to play through our big men, and Mekhi gives us that ability. He's a strong and physical post presence who has an outstanding feel for the game, particularly as a passer. He has good hands, quick feet and a shooting touch that extends all the way out to the perimeter."

Players



19 / ANDRIJA VUKOVIC



Forward | 6-11 | 270 | Sophomore | Belgrade, Serbia

Career Statistics:

Season	School	GP-GS	MIN/MPG	FGM-A	FG%	3FGM-A	3FG%	FTM-A	FT%	OR	DR	TR	RPG	PF-FO	A	TO	BLK	STL	TP	PPG
2024-25	OK State (Fr.)	11-0	47/4.3	4-7	.571	0-0	.000	12-19	.632	3	5	8	0.7	4-0	0	2	0	0	20	1.8
2025-26	OK State (So.)	15-2	231/15.4	27-39	.692	0-0	.000	15-21	.714	26	22	48	3.2	20-0	13	12	7	6	69	4.6
OSU TOTALS		26-2	278/10.7	31-46	.674	0-0	.000	27-40	.675	29	27	56	2.2	24-0	13	14	7	6	89	3.4

THE VUKOVIC FILE

Major	Sports Management
Birthday	Jan. 18
Instagram	vukovica19
X (Twitter)	AndrijaVukovi19

Season Bests:

PTS	11	2x, Last: KANSAS CITY	12/18/25
REB	7	CAL ST. FULLERTON	12/21/25
AST	2	3x, Last: BAYLOR	1/13/26
STL	2	UCF	1/6/26
BLK	2	3x, Last: at Iowa St.	1/10/26
FGM	5	KANSAS CITY	12/18/25
FGA	6	ORAL ROBERTS	11/4/25
3FGM	0	-	-
3FGA	0	-	-
FTM	4	2x, Last: NICHOLLS	11/22/25
FTA	4	4x, Last: NICHOLLS	11/22/25

NCAA Career Bests:

PTS	11	2x, Last: KANSAS CITY	12/18/25
REB	7	CAL ST. FULLERTON	12/21/25
AST	2	3x, Last: BAYLOR	1/13/26
STL	2	UCF	1/6/26
BLK	2	3x, Last: at Iowa St.	1/10/26
FGM	5	KANSAS CITY	12/18/25
FGA	6	ORAL ROBERTS	11/4/25
3FGM	0	-	-
3FGA	0	-	-
FTM	6	ORAL ROBERTS	12/22/24
FTA	10	ORAL ROBERTS	12/22/24

Miscellaneous Benchmarks

Category	'25-26	OSU Career	NCAA Career
10+ Points	3	3	3
20+ Points	0	0	0
30+ Points	0	0	0
10+ Rebounds	0	0	0
10+ Assists	0	0	0
Double-Doubles (P-R)	0	0	0
Double-Doubles (P-A)	0	0	0
Dunks	4	4	4
Fouls Drawn	22	33	33
Pts. Leader	0	0	0
Reb. Leader	1	1	1
Ast. Leader	0	0	0
Min. Leader	0	0	0

Game-by-Game

Date	Opponent	GS	Min	FG	%	3Pt	%	FT	%	OR	DR	TR	RPG	PF	A	TO	Blk	Stl	TP	PPG
N. 4	ORAL ROBERTS		18:08	4-6	.667	0-0	.000	3-4	.750	4	0	4	4.0	0	2	0	0	0	11	11.0
N. 9	TEXAS A&M		10:46	0-0	.000	0-0	.000	2-4	.500	1	1	2	3.0	0	0	1	0	0	2	6.5
N. 12	PRAIRIE VIEW		16:01	2-2	1.000	0-0	.000	0-1	.000	2	0	2	2.7	2	0	2	2	0	4	5.7
N. 16	A&M-CC		24:17	3-4	.750	0-0	.000	4-4	1.000	1	3	4	3.0	2	2	1	0	1	10	6.8
N. 19	SOUTH FLA.		09:51	0-1	.000	0-0	.000	0-0	.000	0	1	1	2.6	1	1	0	0	1	0	5.4
N. 22	NICHOLLS		18:49	2-2	1.000	0-0	.000	4-4	1.000	4	2	6	3.2	0	1	1	0	0	8	5.8
N. 27	vs. Northwestern		09:17	1-1	1.000	0-0	.000	0-0	.000	1	1	2	3.0	2	1	1	0	0	2	5.3
D. 2	SAM HOUSTON		07:04	1-1	1.000	0-0	.000	1-2	.500	1	0	1	2.8	0	0	1	0	0	3	5.0
D. 6	vs. GCU		08:17	0-0	.000	0-0	.000	0-0	.000	2	1	3	2.8	2	0	2	0	0	0	4.4
D. 13	vs. Oklahoma		18:58	3-5	.600	0-0	.000	0-0	.000	2	3	5	3.0	2	0	0	1	1	6	4.6
D. 18	KANSAS CITY *		22:18	5-5	1.000	0-0	.000	1-2	.500	0	3	3	3.0	3	1	0	0	0	11	5.2
D. 21	CS FULLERTON *		16:27	1-4	.250	0-0	.000	0-0	.000	4	3	7	3.3	4	1	0	0	0	2	4.9
D. 29	BETH-COOK		dnp																	
J. 3	at Texas Tech^		dnp																	
J. 6	UCF^		15:24	2-3	.667	0-0	.000	0-0	.000	1	2	3	3.3	1	1	1	2	2	4	4.8
J. 10	at Iowa St.^		21:08	3-4	.750	0-0	.000	0-0	.000	0	1	1	3.1	1	1	1	2	1	6	4.9
J. 13	BAYLOR^		14:19	0-1	.000	0-0	.000	0-0	.000	3	1	4	3.2	0	2	1	0	0	0	4.6
J. 17	KANSAS ST.^																			
J. 20	at TCU^																			
J. 24	IOWA ST.^																			
J. 31	at Utah^																			
F. 4	BYU^																			
F. 7	at Arizona^																			
F. 10	at Arizona St.^																			
F. 14	TCU^																			
F. 18	KANSAS^																			
F. 21	at Colorado^																			
F. 24	WEST VIRGINIA^																			
F. 28	at Cincinnati^																			
M. 3	at UCF^																			
M. 7	HOUSTON^																			

Profile:

- Second-year big man brings size and strength to the Cowboy frontcourt.
- A former pick-and-roll partner of OKC Thunder guard Nikola Topic in the Serbian League.
- Appeared in 11 games for the Cowboys last season as a true freshman while acclimating to the U.S. and college basketball.
- Nicknamed *Mili* (pronounced "Milly") -- a Serbian term of endearment often used by family and close friends.
- Totaled 20 points and eight rebounds in 47 minutes during the 2024-25 season.
- Arrived in August 2024 and missed a chunk of preseason practice due to injury, but eventually found his footing, appearing in six of the last 11 contests off the bench.

Players



21 / ISAIAH COLEMAN



Guard | 6-5 | 200 | Junior | Fredericksburg, Va.

Career Statistics:

Season	School	GP-GS	MIN/MPG	FGM-A	FG%	3FGM-A	3FG%	FTM-A	FT%	OR	DR	TR	RPG	PF-FO	A	TO	BLK	STL	TP	PPG
2023-24	Seton Hall (Fr.)	33-3	602/18.2	66-139	.475	14-45	.311	33-46	.717	18	67	85	2.6	61-1	18	30	11	25	179	5.4
2024-25	Seton Hall (So.)	30-29	1010/33.7	164-422	.389	38-129	.295	102-134	.761	49	110	159	5.3	63-0	51	60	4	45	468	15.6
2025-26	OK State (Jr.)	16-3	359/22.5	46-96	.479	1-19	.053	25-41	.610	15	52	67	4.2	33-0	15	23	3	13	118	7.4
OSU TOTALS		16-3	359/22.5	46-96	.479	1-19	.053	25-41	.610	15	52	67	4.2	33-0	15	23	3	13	118	7.4
NCAA CAREER		79-35	1971/24.9	276-657	.420	53-193	.275	160-221	.724	82	229	311	3.9	157-1	84	113	18	83	765	9.7

THE COLEMAN FILE

Major	University Studies
Birthday	Sep. 4
Instagram	swaggyzayyy
X (Twitter)	swaggyzayyy

Season Bests:

PTS	16	CAL ST. FULLERTON	12/21/25
REB	9	TEXAS A&M	11/9/25
AST	3	vs. Northwestern	11/27/25
STL	4	2x, Last: SOUTH FLA.	11/19/25
BLK	1	3x, Last: CAL ST. FULLERTON	12/21/25
FGM	7	CAL ST. FULLERTON	12/21/25
FGA	13	TEXAS A&M	11/9/25
3FGM	1	TEXAS A&M	11/9/25
3FGA	5	TEXAS A&M	11/9/25
FTM	5	UCF	1/6/26
FTA	9	UCF	1/6/26

NCAA Career Bests:

PTS	27	MARQUETTE*	1/21/25
REB	10	GEORGETOWN*	2/8/25
AST	5	DEPAUL*	1/8/25
STL	4	4x, Last: SOUTH FLA.	11/19/25
BLK	2	vs. Monmouth*	12/12/23
FGM	10	vs. Villanova*	3/12/25
FGA	22	UCONN*	2/15/25
3FGM	4	2x, Last: DEPAUL*	1/8/25
3FGA	7	5x, Last: at DePaul*	2/2/25
FTM	9	ST. JOHN'S*	1/18/25
FTA	10	3x, Last: ST. JOHN'S*	1/18/25

Miscellaneous Benchmarks

Category	'25-26	OSU Career	NCAA Career
10+ Points	4	4	33
20+ Points	0	0	10
30+ Points	0	0	0
10+ Rebounds	0	0	2
10+ Assists	0	0	0
Double-Doubles (P-R)	0	0	2
Double-Doubles (P-A)	0	0	0
Dunks	5	5	
Fouls Drawn	33	33	
Pts. Leader	0	0	
Reb. Leader	1	1	
Ass. Leader	0	0	
Min. Leader	2	2	

Game-by-Game

Date	Opponent	GS	Min	FG	%	3Pt	%	FT	%	OR	DR	TR	RPG	PF	A	TO	Blk	Stl	TP	PPG
N. 4	ORAL ROBERTS	dnp																		
N. 9	TEXAS A&M		32:50	5-13	.385	1-5	.200	2-4	.500	2	7	9	9.0	1	2	3	0	1	13	13.0
N. 12	PRAIRIE VIEW		17:06	3-9	.333	0-2	.000	1-2	.500	0	3	3	6.0	3	1	2	1	2	7	10.0
N. 16	A&M-CC		27:40	3-5	.600	0-1	.000	4-7	.571	3	4	7	6.3	2	2	3	0	4	10	10.0
N. 19	SOUTH FLA.	*	22:42	4-7	.571	0-2	.000	0-0	.000	2	2	4	5.8	3	2	2	0	4	8	9.5
N. 22	NICHOLLS	*	14:12	3-5	.600	0-1	.000	0-0	.000	0	4	4	5.4	1	0	2	1	0	6	8.8
N. 27	vs. Northwestern		22:29	1-3	.333	0-0	.000	2-2	1.000	1	2	3	5.0	4	3	0	0	0	4	8.0
D. 2	SAM HOUSTON		27:28	3-8	.375	0-1	.000	2-2	1.000	3	4	7	5.3	3	0	1	0	0	8	8.0
D. 6	vs. GCU	*	29:10	3-6	.500	0-2	.000	0-0	.000	0	2	2	4.9	3	1	1	0	0	6	7.8
D. 13	vs. Oklahoma		08:29	0-0	.000	0-0	.000	0-0	.000	0	1	1	4.4	3	0	2	0	0	0	6.9
D. 18	KANSAS CITY		20:18	3-6	.500	0-0	.000	2-3	.667	1	4	5	4.5	2	1	0	0	0	8	7.0
D. 21	CS FULLERTON		28:39	7-11	.636	0-0	.000	2-4	.500	0	5	5	4.5	2	1	4	1	2	16	7.8
D. 29	BETH-COOK		24:06	6-9	.667	0-1	.000	0-0	.000	2	4	6	4.7	1	0	0	0	0	12	8.2
J. 3	at Texas Tech*		12:30	2-5	.400	0-1	.000	0-0	.000	0	3	3	4.5	0	0	0	0	0	4	7.8
J. 6	UCF*		30:01	1-3	.333	0-2	.000	5-9	.556	0	7	7	4.7	3	1	2	0	0	7	7.8
J. 10	at Iowa St.*		24:13	1-4	.250	0-1	.000	4-4	1.000	0	0	0	4.4	1	1	1	0	0	6	7.7
J. 13	BAYLOR*		17:21	1-2	.500	0-0	.000	1-4	.250	1	0	1	4.2	1	0	0	0	0	3	7.4
J. 17	KANSAS ST.*																			
J. 20	at TCU*																			
J. 24	IOWA ST.*																			
J. 31	at Utah*																			
F. 4	BYU*																			
F. 7	at Arizona*																			
F. 10	at Arizona St.*																			
F. 14	TCU*																			
F. 18	KANSAS*																			
F. 21	at Colorado*																			
F. 24	WEST VIRGINIA*																			
F. 28	at Cincinnati*																			
M. 3	at UCF*																			
M. 7	HOUSTON*																			

Profile:

- Experienced wing ranked among college basketball's top 100 off-season transfers, per Lindy's.
- Led Seton Hall in points (15.6), rebounds (5.3) and steals (1.5) last season and also played a key role on the Pirates' 2024 NIT championship team, earning Big East All-Freshman honors.

Steve Lutz on Coleman:

"Isaiah was at the top of every opponent scouting report last year but still found ways to put the ball in the basket at a high rate. He's a dynamic wing who has the potential to impact both ends of the floor with his size and athleticism. He is a player who can score the ball in a variety of different ways. We're excited to welcome him to the Cowboy Basketball family."



Forward / 6-10 / 250 / Senior / Amol, Iran

Season	School	GP-GS	MIN/MPG	FGM-A	FG%	3FGM-A	3FG%	FTM-A	FT%	OR	DR	TR	RPG	PF-FO	A	TO	BLK	STL	TP	PPG
2021-22	Southern Utah (Fr.)		<i>Redshirt</i>																	
2022-23	Southern Utah (Fr.)	33-0	260/7.9	53-78	.679	0-5	.000	12-26	.462	29	41	70	2.1	46-1	10	25	7	14	118	3.6
2023-24	Southern Utah (So.)	25-25	690/27.6	142-249	.570	3-17	.176	42-63	.667	65	85	150	6.0	66-1	40	70	8	14	329	13.2
2024-25	Oregon St. (Jr.)	31-30	768/24.8	155-259	.598	0-1	.000	88-127	.693	42	81	123	4.0	76-1	30	44	14	10	398	12.8
2025-26	OK State (Sr.)	15-15	367/24.5	87-139	.626	4-10	.400	48-69	.696	33	64	97	6.5	33-0	12	22	7	19	226	15.1
	OSU TOTALS	15-15	367/24.5	87-139	.626	4-10	.400	48-69	.696	33	64	97	6.5	33-0	12	22	7	19	226	15.1
	NCAA TOTALS	104-70	2085/20.0	437-725	.603	7-33	.212	190-285	.667	169	271	440	4.2	221-3	92	161	36	57	1071	10.3

Major	University Studies
Birthday	Jan. 11
Instagram	parsa.fallah11
X (Twitter)	theparsafallah

PTS	25	vs. Grand Canyon	12/6/25
REB	11	2x, Last: at Iowa St.	1/10/26
AST	3	2x, Last: at Iowa St.	1/10/26
STL	3	2x, Last: SAM HOUSTON	12/2/25
BLK	2	A&M-CORPUS CHRISTI	11/16/25
FGM	10	SAM HOUSTON	12/2/25
FGA	15	BAYLOR	1/13/26
3FGM	1	4x, Last: at Iowa St.	1/10/26
3FGA	3	at Iowa St.	1/10/26
FTM	9	vs. Grand Canyon	12/6/25
FTA	10	vs. Grand Canyon	12/6/25

PTS	29	vs. Idaho St.	12/9/23
REB	17	WEST COAST BAPT.^	12/6/22
AST	4	6x, Last: vs. Charleston	12/22/24
STL	3	3x, Last: SAM HOUSTON	12/2/25
BLK	3	vs. Utah Tech^	11/4/24
FGM	13	vs. Idaho St.	12/9/23
FGA	16	4x, Last: at Pepperdine	4/20/25
3FGM	2	GRAND CANYON^	1/4/24
3FGA	4	at Utah Valley^	1/6/24
FTM	13	at Pacific^	1/11/25
FTA	14	at Pacific^	1/11/25

Category	'25-26	OSU Career	NCAA Career
10+ Points	13	13	54
20+ Points	5	5	16
30+ Points	0	0	0
10+ Rebounds	3	3	7
10+ Assists	0	0	0
Double-Doubles (P-R)	3	3	6
Double-Doubles (P-A)	0	0	0
Dunks	2	2	
Fouls Drawn	54	54	
Pts. Leader	5	5	
Reb. Leader	5	5	
Ast. Leader	0	0	
Min. Leader	2	2	

[illegible]

- Big 12 Starting Five (Dec. 8) -- Averaged 24.5 ppg (18/22 FG) in wins over Sam Houston and GCU.

- Veteran big man earned all-conference honors last season at Oregon State.
- Excellent back-to-the-basket scorer with a wide array of post moves.
- Shooting just under 60% from the field in three seasons of college basketball.
- Former member of the Iranian junior national team, played his first two years at Southern Utah.
- Career totals include 845 points, 343 rebounds, 89 games and 55 starts.

"When Parsa catches the ball on the low block, good things happen. He's a tough, experienced big man with elite footwork and feel. I expect his versatility to fit in well with our style of play."

Players



23 / BENJAMIN AHMED



Forward | 6-10 | 275 | Freshman | Kogi State, Nigeria

Career Statistics:

Season	School	GP-GS	MIN/MPG	FGM-A	FG%	3FGM-A	3FG%	FTM-A	FT%	OR	DR	TR	RPG	PF-FO	A	TO	BLK	STL	TP	PPG
2025-26	OK State (Fr.)	6-1	59/9.9	8-15	.533	0-0	.000	6-8	.750	12	8	20	3.3	10-0	1	5	3	0	22	3.7
OSU TOTALS		6-1	59/9.9	8-15	.533	0-0	.000	6-8	.750	12	8	20	3.3	10-0	1	5	3	0	22	3.7

THE AHMED FILE

Major	Management Information Systems
Birthday	Mar. 30
Instagram	_ben.gram
X (Twitter)	bigbe_nn

Season Bests:

PTS	9	at Texas Tech	1/3/26
REB	7	KANSAS CITY	12/18/25
AST	1	BETHUNE-COOKMAN	12/29/25
STL	0	-	-
BLK	2	BETHUNE-COOKMAN	12/29/25
FGM	4	at Texas Tech	1/3/26
FGA	4	2x, Last: at Texas Tech	1/3/26
3FGM	0	-	-
3FGA	0	-	-
FTM	3	BETHUNE-COOKMAN	12/29/25
FTA	5	BETHUNE-COOKMAN	12/29/25

NCAA Career Bests:

PTS	9	at Texas Tech	1/3/26
REB	7	KANSAS CITY	12/18/25
AST	1	BETHUNE-COOKMAN	12/29/25
STL	0	-	-
BLK	2	BETHUNE-COOKMAN	12/29/25
FGM	4	at Texas Tech	1/3/26
FGA	4	2x, Last: at Texas Tech	1/3/26
3FGM	0	-	-
3FGA	0	-	-
FTM	3	BETHUNE-COOKMAN	12/29/25
FTA	5	BETHUNE-COOKMAN	12/29/25

Miscellaneous Benchmarks

Category	'25-26	OSU Career	NCAA Career
10+ Points	0	0	0
20+ Points	0	0	0
30+ Points	0	0	0
10+ Rebounds	0	0	0
10+ Assists	0	0	0
Double-Doubles (P-R)	0	0	0
Double-Doubles (P-A)	0	0	0
Dunks	0	0	0
Fouls Drawn	6	6	6
Pts. Leader	0	0	0
Reb. Leader	0	0	0
Ast. Leader	0	0	0
Min. Leader	0	0	0

Game-by-Game

Date	Opponent	GS	Min	FG	%	3Pt	%	FT	%	OR	DR	TR	RPG	PF	A	TO	Blk	Stl	TP	PPG
N. 4	ORAL ROBERTS		dnp																	
N. 9	TEXAS A&M		dnp																	
N. 12	PRAIRIE VIEW		dnp																	
N. 16	A&M-CC		dnp																	
N. 19	SOUTH FLA.		dnp																	
N. 22	NICHOLLS		dnp																	
N. 27	vs. Northwestern		dnp																	
D. 2	SAM HOUSTON		dnp																	
D. 6	vs. GCU		dnp																	
D. 13	vs. Oklahoma		dnp																	
D. 18	KANSAS CITY		07:23	3-4	.750	0-0	.000	0-0	.000	4	3	7	7.0	0	0	0	0	0	6	6.0
D. 21	CS FULLERTON		07:53	0-1	.000	0-0	.000	0-0	.000	1	0	1	4.0	3	0	1	1	0	0	3.0
D. 29	BETH-COOK		13:30	1-3	.333	0-0	.000	3-5	.600	2	1	3	3.7	1	1	0	2	0	5	3.7
J. 3	at Texas Tech^		17:16	4-4	1.000	0-0	.000	1-1	1.000	3	2	5	4.0	3	0	0	0	0	9	5.0
J. 6	UCF^	*	08:34	0-3	.000	0-0	.000	0-0	.000	1	1	2	3.6	3	0	1	0	0	0	4.0
J. 10	at Iowa St.^		04:52	0-0	.000	0-0	.000	2-2	1.000	1	1	2	3.3	0	0	3	0	0	2	3.7
J. 13	BAYLOR^		dnp																	
J. 17	KANSAS ST.^																			
J. 20	at TCU^																			
J. 24	IOWA ST.^																			
J. 31	at Utah^																			
F. 4	BYU^																			
F. 7	at Arizona^																			
F. 10	at Arizona St.^																			
F. 14	TCU^																			
F. 18	KANSAS^																			
F. 21	at Colorado^																			
F. 24	WEST VIRGINIA^																			
F. 28	at Cincinnati^																			
M. 3	at UCF^																			
M. 7	HOUSTON^																			

Profile:

- Skilled Nigerian big man has a big 7-foot-3 wingspan and a motor to match.
- Won two national prep school championships in three seasons at Putnam Science Academy and finished as the program's all-time scoring and rebounding leader.
- A consensus four-star recruit.
- Ranked as high as No. 54 in the Class of 2025 by Rivals.
- Announced his OSU commitment in early March, 2025.

Lutz on Ahmed:

"Ben is a physical, left-handed post player who is coming to us from one of the best prep school programs in the country. He's a hard worker and a relentless rebounder who understands what it takes to prepare, compete and win at the highest levels, having played in three straight national title games."

Players



24 / RYAN CROTTY



Guard | 6-6 | 215 | Freshman | Holly Springs, N.C.

Career Statistics:

Season	School	GP-GS	MIN/MPG	FGM-A	FG%	3FGM-A	3FG%	FTM-A	FT%	OR	DR	TR	RPG	PF-FO	A	TO	BLK	STL	TP	PPG
2025-26	OK State (Fr.)	13-4	135/10.4	10-29	.345	7-24	.292	15-20	.750	3	20	23	1.8	19-0	6	3	1	2	42	3.2
OSU TOTALS		13-4	135/10.4	10-29	.345	7-24	.292	15-20	.750	3	20	23	1.8	19-0	6	3	1	2	42	3.2

THE CROTTY FILE

Major	Undeclared
Birthday	Apr. 20
Instagram	ryan.crotty_
X (Twitter)	ryan_crotty32

Season Bests:

PTS	11	NICHOLLS	11/22/25
REB	7	2x, Last: A&M-CC	11/16/25
AST	2	PRAIRIE VIEW	11/12/25
STL	1	2x, Last: vs. Grand Canyon	12/6/25
BLK	1	at Texas Tech	1/3/26
FGM	2	4x, Last: NICHOLLS	11/22/25
FGA	6	2x, Last: PRAIRIE VIEW	11/12/25
3FGM	2	TEXAS A&M	11/9/25
3FGA	5	2x, Last: TEXAS A&M	11/9/25
FTM	6	NICHOLLS	11/22/25
FTA	7	NICHOLLS	11/22/25

NCAA Career Bests:

PTS	11	NICHOLLS	11/22/25
REB	7	2x, Last: A&M-CC	11/16/25
AST	2	PRAIRIE VIEW	11/12/25
STL	1	2x, Last: vs. Grand Canyon	12/6/25
BLK	1	at Texas Tech	1/3/26
FGM	2	4x, Last: NICHOLLS	11/22/25
FGA	6	2x, Last: PRAIRIE VIEW	11/12/25
3FGM	2	TEXAS A&M	11/9/25
3FGA	5	2x, Last: TEXAS A&M	11/9/25
FTM	6	NICHOLLS	11/22/25
FTA	7	NICHOLLS	11/22/25

Miscellaneous Benchmarks

Category	'25-26	OSU Career	NCAA Career
10+ Points	1	1	1
20+ Points	0	0	0
30+ Points	0	0	0
10+ Rebounds	0	0	0
10+ Assists	0	0	0
Double-Doubles (P-R)	0	0	0
Double-Doubles (P-A)	0	0	0
Dunks	0	0	0
Fouls Drawn	13	13	13
Pts. Leader	0	0	0
Reb. Leader	0	0	0
Ast. Leader	0	0	0
Min. Leader	0	0	0

Game-by-Game

Date	Opponent	GS	Min	FG	%	3Pt	%	FT	%	OR	DR	TR	RPG	PF	A	TO	Blk	Stl	TP	PPG
N. 4	ORAL ROBERTS *		14:26	2-6	.333	1-5	.200	2-2	1.000	0	3	3	3.0	3	1	0	0	1	7	7.0
N. 9	TEXAS A&M		19:38	2-5	.400	2-5	.400	0-0	.000	0	1	1	2.0	2	0	0	0	0	6	6.5
N. 12	PRAIRIE VIEW *		16:42	2-6	.333	1-4	.250	2-3	.667	2	5	7	3.7	1	2	0	0	0	7	6.7
N. 16	A&M-CC *		18:50	1-5	.200	1-4	.250	2-2	1.000	1	6	7	4.5	3	0	0	0	0	5	6.3
N. 19	SOUTH FLA.		00:59	0-0	.000	0-0	.000	0-0	.000	0	0	0	3.6	0	0	0	0	0	0	5.0
N. 22	NICHOLLS *		15:34	2-3	.667	1-2	.500	6-7	.857	0	0	0	3.0	3	1	1	0	0	11	6.0
N. 27	vs. Northwestern		03:07	0-1	.000	0-1	.000	0-0	.000	0	0	0	2.6	1	0	0	0	0	0	5.1
D. 2	SAM HOUSTON		dnp																	
D. 6	vs. GCU		09:46	0-1	.000	0-1	.000	0-0	.000	0	0	0	2.3	1	1	0	0	1	0	4.5
D. 13	vs. Oklahoma		dnp																	
D. 18	KANSAS CITY		07:50	0-0	.000	0-0	.000	0-0	.000	0	1	1	2.1	1	1	0	0	0	0	4.0
D. 21	CS FULLERTON		07:07	1-2	.500	1-2	.500	0-0	.000	0	1	1	2.0	1	0	1	0	0	3	3.9
D. 29	BETH-COOK		09:18	0-0	.000	0-0	.000	0-0	.000	0	2	2	2.0	0	0	0	0	0	0	3.5
J. 3	at Texas Tech^		09:28	0-0	.000	0-0	.000	2-3	.667	0	1	1	1.9	1	0	1	1	0	2	3.4
J. 6	UCF^		dnp																	
J. 10	at Iowa St.^		02:21	0-0	.000	0-0	.000	1-3	.333	0	0	0	1.8	2	0	0	0	0	1	3.2
J. 13	BAYLOR^		dnp																	
J. 17	KANSAS ST.^																			
J. 20	at TCU^																			
J. 24	IOWA ST.^																			
J. 31	at Utah^																			
F. 4	BYU^																			
F. 7	at Arizona^																			
F. 10	at Arizona St.^																			
F. 14	TCU^																			
F. 18	KANSAS^																			
F. 21	at Colorado^																			
F. 24	WEST VIRGINIA^																			
F. 28	at Cincinnati^																			
M. 3	at UCF^																			
M. 7	HOUSTON^																			

Profile:

- Sharpshooting freshman won a pair of state championships in Virginia and set the state's single-season three-point record (142).
- A consensus four-star recruit ranked No. 80 in the Class of 2025, per 247Sports.

Lutz on Crotty:

"Ryan is a tireless worker who puts team goals ahead of his own. Last year he set Virginia's high school three-point record, but what most impressed me was the way that he did it – within the flow of the offense for a state championship team. He's been well-coached and has a real understanding of spacing and how to get himself open. Combine that with his size and a quick release, and you can see why he's become one of the nation's elite shooters. He's also a wonderful person and student. We're glad he's decided to join us for his next chapter."

Players



25 / **ROBERT JENNINGS II**



Forward | 6-7 | 230 | Senior | Desoto, Texas

Career Statistics:

Season	School	GP-GS	MIN/MPG	FGM-A	FG%	3FGM-A	3FG%	FTM-A	FT%	OR	DR	TR	RPG	PF-FO	A	TO	BLK	STL	TP	PPG
2022-23	Texas Tech (Fr.)	30-4	262/8.7	26-61	.426	3-9	.333	26-40	.650	30	28	58	1.9	28-0	4	10	6	8	81	2.7
2023-24	Texas Tech (So.)	31-10	382/12.3	48-91	.527	0-0	---	41-55	.745	51	52	103	3.3	61-2	15	27	6	7	137	4.4
2024-25	OK State (Jr.)	35-35	578/16.5	55-116	.474	6-23	.261	72-92	.783	37	82	119	3.4	78-0	11	42	11	13	188	5.4
2025-26	OK State (Sr.)	3-3	39/12.9	4-9	.444	1-2	.500	2-4	.500	3	9	12	4.0	6-0	0	3	1	3	11	3.7
OSU TOTALS		38-38	617/16.2	59-125	.472	7-25	.280	74-96	.771	40	91	131	3.4	84-0	11	45	12	16	199	5.2
NCAA CAREER		99-52	1261/12.7	133-277	.480	10-34	.294	141-191	.738	121	171	292	2.9	173-2	30	82	24	31	417	4.2

THE JENNINGS FILE

Bachelors Oklahoma State (May 2025)
University Studies; Now pursuing additional degree in Management.
Birthday Dec. 2
Instagram _rj25
X (Twitter) RJGetBuckets

Season Bests:

PTS	6	ORAL ROBERTS	11/4/25
REB	8	PRAIRIE VIEW	11/12/25
AST	0	-	-
STL	2	PRAIRIE VIEW	11/12/25
BLK	1	PRAIRIE VIEW	11/12/25
FGM	2	2x, Last: PRAIRIE VIEW	11/12/25
FGA	3	3x, Last: PRAIRIE VIEW	11/12/25
3FGM	1	PRAIRIE VIEW	11/12/25
3FGA	1	2x, Last: PRAIRIE VIEW	11/12/25
FTM	2	ORAL ROBERTS	11/4/25
FTA	4	ORAL ROBERTS	11/4/25

NCAA Career Bests:

PTS	16	vs. FAU	11/21/24
REB	11	vs. FAU	11/21/24
AST	2	5x, Last: TEXAS TECH	2/15/25
STL	2	5x, Last: PRAIRIE VIEW	11/12/25
BLK	2	2x, Last: vs. Miami FL	11/22/24
FGM	7	CINCINNATI^	2/3/24
FGA	10	CINCINNATI^	2/3/24
3FGM	2	vs. Nevada	11/24/24
3FGA	3	2x, Last: at Seton Hall	12/8/24
FTM	7	COLORADO	1/18/25
FTA	8	2x, Last: COLORADO	1/18/25

Miscellaneous Benchmarks

Category	'25-26	OSU Career	NCAA Career
10+ Points	0	5	8
20+ Points	0	0	0
30+ Points	0	0	0
10+ Rebounds	0	1	1
10+ Assists	0	0	0
Double-Doubles (P-R)	0	1	1
Double-Doubles (P-A)	0	0	0
Dunks	0	15	
Fouls Drawn	0	72	
Pts. Leader	0	2	
Reb. Leader	0	3	
Ast. Leader	0	1	
Min. Leader	0	0	

Game-by-Game

Date	Opponent	GS	Min	FG	%	3Pt	%	FT	%	OR	DR	TR	RPG	PF	A	TO	Blk	Stl	TP	PPG
N. 4	ORAL ROBERTS	*	15:13	2-3	.667	0-0	.000	2-4	.500	0	2	2	2.0	4	0	1	0	0	6	6.0
N. 9	TEXAS A&M	*	09:29	0-3	.000	0-1	.000	0-0	.000	2	0	2	2.0	1	0	0	0	1	0	3.0
N. 12	PRAIRIE VIEW	*	13:54	2-3	.667	1-1	1.000	0-0	.000	1	7	8	4.0	1	0	2	1	2	5	3.7
N. 16	A&M-CC		dnp																	
N. 19	SOUTH FLA.		dnp																	
N. 22	NICHOLLS		dnp																	
N. 27	vs. Northwestern		dnp																	
D. 2	SAM HOUSTON		dnp																	
D. 6	vs. GCU		dnp																	
D. 13	vs. Oklahoma		dnp																	
D. 18	KANSAS CITY		dnp																	
D. 21	CS FULLERTON		dnp																	
D. 29	BETH-COOK		dnp																	
J. 3	at Texas Tech^		dnp																	
J. 6	UCF^		dnp																	
J. 10	at Iowa St.^		dnp																	
J. 13	BAYLOR^		dnp																	
J. 17	KANSAS ST.^																			
J. 20	at TCU^																			
J. 24	IOWA ST.^																			
J. 31	at Utah^																			
F. 4	BYU^																			
F. 7	at Arizona^																			
F. 10	at Arizona St.^																			
F. 14	TCU^																			
F. 18	KANSAS^																			
F. 21	at Colorado^																			
F. 24	WEST VIRGINIA^																			
F. 28	at Cincinnati^																			
M. 3	at UCF^																			
M. 7	HOUSTON^																			

Profile:

- Rugged power forward is an explosive athlete with a high motor.
- Started the first three games of the 2025-26 season but has been sidelined since Nov. 12 by a lingering hip injury.
- The only returning member of last year's rotation, started all 35 games in 2024-25.
- Excels at the little things that impact winning, especially on the defensive end.
- Earned his bachelor's degree in University Studies in May 2025 and is now finishing up requirements for an additional degree in Management.

Players



72 / LEFTERIS MANTZOUKAS



Forward / 6-9 / 230 / Freshman / Ioannina, Greece

Career Statistics:

Season	School	GP-GS	MIN/MPG	FGM-A	FG%	3FGM-A	3FG%	FTM-A	FT%	OR	DR	TR	RPG	PF-FO	A	TO	BLK	STL	TP	PPG
2025-26	OK State (Fr.)	9-6	181/20.1	20-47	.426	8-29	.276	2-3	.667	7	36	43	4.8	19-1	5	10	3	2	50	5.6
OSU TOTALS		9-6	181/20.1	20-47	.426	8-29	.276	2-3	.667	7	36	43	4.8	19-1	5	10	3	2	50	5.6

THE MANTZOUKAS FILE

Major	Undeclared
Birthday	July 8
Instagram	Imantzoukas
X (Twitter)	--

Season Bests:

PTS	10	A&M-CORPUS CHRISTI	11/16/25
REB	11	SAM HOUSTON	12/2/25
AST	2	PRAIRIE VIEW	11/12/25
STL	1	2x, Last: SAM HOUSTON	12/2/25
BLK	1	3x, Last: vs. Northwestern	11/27/25
FGM	4	2x, Last: A&M-CC	11/16/25
FGA	10	SAM HOUSTON	12/2/25
3FGM	2	3x, Last: NICHOLLS	11/22/25
3FGA	7	SAM HOUSTON	12/2/25
FTM	2	PRAIRIE VIEW	11/12/25
FTA	2	PRAIRIE VIEW	11/12/25

NCAA Career Bests:

PTS	10	A&M-CORPUS CHRISTI	11/16/25
REB	11	SAM HOUSTON	12/2/25
AST	2	PRAIRIE VIEW	11/12/25
STL	1	2x, Last: SAM HOUSTON	12/2/25
BLK	1	3x, Last: vs. Northwestern	11/27/25
FGM	4	2x, Last: A&M-CC	11/16/25
FGA	10	SAM HOUSTON	12/2/25
3FGM	2	3x, Last: NICHOLLS	11/22/25
3FGA	7	SAM HOUSTON	12/2/25
FTM	2	PRAIRIE VIEW	11/12/25
FTA	2	PRAIRIE VIEW	11/12/25

Miscellaneous Benchmarks

Category	'25-26	OSU Career	NCAA Career
10+ Points	1	1	1
20+ Points	0	0	0
30+ Points	0	0	0
10+ Rebounds	2	2	2
10+ Assists	0	0	0
Double-Doubles (P-R)	1	1	1
Double-Doubles (P-A)	0	0	0
Dunks	1	1	1
Fouls Drawn	3	3	3
Pts. Leader	0	0	0
Reb. Leader	2	2	2
Ast. Leader	0	0	0
Min. Leader	0	0	0

Game-by-Game

Date	Opponent	GS	Min	FG	%	3Pt	%	FT	%	OR	DR	TR	RPG	PF	A	TO	Blk	Stl	TP	PPG
N. 4	ORAL ROBERTS		dnp																	
N. 9	TEXAS A&M		17:42	4-6	.667	0-1	.000	0-1	.000	0	3	3	3.0	4	1	1	1	0	8	8.0
N. 12	PRAIRIE VIEW		23:29	2-5	.400	0-3	.000	2-2	1.000	1	4	5	4.0	0	2	3	1	0	6	7.0
N. 16	A&M-CC		24:57	4-8	.500	2-6	.333	0-0	.000	1	9	10	6.0	1	0	2	0	0	10	8.0
N. 19	SOUTH FLA.	*	16:33	3-6	.500	2-3	.667	0-0	.000	1	1	2	5.0	5	1	0	0	0	8	8.0
N. 22	NICHOLLS	*	23:12	2-4	.500	2-3	.667	0-0	.000	0	3	3	4.6	1	1	1	0	0	6	7.6
N. 27	vs. Northwestern	*	14:22	0-3	.000	0-3	.000	0-0	.000	1	0	1	4.0	0	0	1	1	1	0	6.3
D. 2	SAM HOUSTON	*	29:34	3-10	.300	1-7	.143	0-0	.000	2	9	11	5.0	3	0	0	0	1	7	6.4
D. 6	vs. GCU	*	16:18	1-1	1.000	1-1	1.000	0-0	.000	0	3	3	4.8	4	0	1	0	0	3	6.0
D. 13	vs. Oklahoma	*	14:35	1-4	.250	0-2	.000	0-0	.000	1	4	5	4.8	1	0	1	0	0	2	5.6
D. 18	KANSAS CITY		dnp																	
D. 21	CS FULLERTON		dnp																	
D. 29	BETH-COOK		dnp																	
J. 3	at Texas Tech^		dnp																	
J. 6	UCF^		dnp																	
J. 10	at Iowa St.^		dnp																	
J. 13	BAYLOR^		dnp																	
J. 17	KANSAS ST.^																			
J. 20	at TCU^																			
J. 24	IOWA ST.^																			
J. 31	at Utah^																			
F. 4	BYU^																			
F. 7	at Arizona^																			
F. 10	at Arizona St.^																			
F. 14	TCU^																			
F. 18	KANSAS^																			
F. 21	at Colorado^																			
F. 24	WEST VIRGINIA^																			
F. 28	at Cincinnati^																			
M. 3	at UCF^																			
M. 7	HOUSTON^																			

Profile:

- 22-year-old freshman is as battle tested as they come with parts of eight seasons spent on club teams competing in the Greek Basketball League, including four with 2024 EuroLeague champion Panathinaikos Athens, and international caps with Greece's junior and senior national teams.
- Nicknamed "Lefty" but is, in fact, right-handed.

Lutz on Mantzoukas:

"Lefteris is a proven competitor with championship experience at the highest levels of European basketball. He has a deep understanding of the game, and his size and elite shooting ability will fit well within our offense. We're excited to welcome him to Stillwater."

2025-26 Schedule / Results

Game Records

	Overall	Home	Away	Neutral
All Games	13-4	11-1	0-2	2-1
Big 12	1-3	1-1	0-2	-
Big 12 Tournament	-	-	-	-
Non-Conference (Reg. Season)	12-1	10-0	-	2-1
Postseason	-	-	-	-
vs. AP Top-25	1-2	1-0	1-1	-

Results

Date	AP/Co	Opponent	W/L	Score	Leading Scorer(s)	Leading Rebounder(s)	Attend.
Nov. 4	-/-	ORAL ROBERTS	W	95-71	21 -- Vyctorius Miller	11 -- Christian Coleman	6,211
Nov. 9	-/-	TEXAS A&M	W	87-63	16 -- Christian Coleman	9 -- Isaiah Coleman	7,501
Nov. 12	-/-	PRAIRIE VIEW A&M	W	94-67	30 -- Vyctorius Miller	8 -- Robert Jennings	5,421
Nov. 16	-/-	A&M-CORPUS CHRISTI	W	85-69	15 -- Anthony Roy	10 -- Lefteris Mantzoukas	6,251
Nov. 19	-/-	SOUTH FLORIDA	W	103-95	24 -- Vyctorius Miller	7 -- Kanye Clary	5,848
Nov. 22	-/-	NICHOLLS	W	95-81	30 -- Jaylen Curry	7 -- Christian Coleman	4,703

CBS Sports Thanksgiving Classic (Chicago, Ill. / United Center)

Nov. 27	-/-	vs. Northwestern	W	86-81	18 -- Jaylen Curry	11 -- Parsa Fallah	10,766
---------	-----	------------------	---	-------	--------------------	--------------------	--------

Dec. 2	-/-	SAM HOUSTON	W	93-83	24 -- Parsa Fallah	11 -- Lefteris Mantzoukas	5,906
--------	-----	-------------	---	-------	--------------------	---------------------------	-------

Jerry Colangelo Classic (Phoenix, Ariz. / Mortgage Matchup Center)

Dec. 6	-/-	vs. Grand Canyon	W	84-78	25 -- Parsa Fallah	6 -- Christian Coleman / Parsa Fallah	4,856
--------	-----	------------------	---	-------	--------------------	---------------------------------------	-------

Bedlam (Oklahoma City / Paycom Center)

Dec. 13	-/-	vs. Oklahoma	L	76-85	18 -- Kanye Clary	7 -- Jaylen Curry	10,552
---------	-----	--------------	---	-------	-------------------	-------------------	--------

Dec. 18	-/-	KANSAS CITY	W	91-79	20 -- Christian Coleman	10 -- Christian Coleman	4,460
---------	-----	-------------	---	-------	-------------------------	-------------------------	-------

Dec. 21	-/-	CAL STATE FULLERTON	W	94-89	22 -- Anthony Roy	7 -- Andrija Vukovic	5,727
---------	-----	---------------------	---	-------	-------------------	----------------------	-------

Dec. 29	-/-	BETHUNE COOKMAN	W	103-77	27 -- Anthony Roy	10 -- Parsa Fallah	6,407
---------	-----	-----------------	---	--------	-------------------	--------------------	-------

Jan. 3	15/16	at Texas Tech *	L	80-102	22 -- Anthony Roy	8 -- Anthony Roy	13,175
--------	-------	-----------------	---	--------	-------------------	------------------	--------

Jan. 6	25/rv	UCF *	W	87-76	24 -- Parsa Fallah	9 -- Kanye Clary	5,057
--------	-------	-------	---	-------	--------------------	------------------	-------

Jan. 10	3/3	at Iowa St. *	L	71-83	21 -- Parsa Fallah	11 -- Parsa Fallah	14,267
---------	-----	---------------	---	-------	--------------------	--------------------	--------

Jan. 13	-/-	BAYLOR *	L	79-94	18 -- Parsa Fallah	9 -- Parsa Fallah	7,514
---------	-----	----------	---	-------	--------------------	-------------------	-------

Jan. 17	-/-	KANSAS ST. *	-	-	-	-	-
---------	-----	--------------	---	---	---	---	---

Jan. 20		at TCU *	-	-	-	-	-
---------	--	----------	---	---	---	---	---

Jan. 24		IOWA ST. *	-	-	-	-	-
---------	--	------------	---	---	---	---	---

Jan. 31		at Utah *	-	-	-	-	-
---------	--	-----------	---	---	---	---	---

Feb. 4		BYU *	-	-	-	-	-
--------	--	-------	---	---	---	---	---

Feb. 7		at Arizona *	-	-	-	-	-
--------	--	--------------	---	---	---	---	---

Feb. 10		at Arizona St. *	-	-	-	-	-
---------	--	------------------	---	---	---	---	---

Feb. 14		TCU *	-	-	-	-	-
---------	--	-------	---	---	---	---	---

Feb. 18		KANSAS *	-	-	-	-	-
---------	--	----------	---	---	---	---	---

Feb. 21		at Colorado *	-	-	-	-	-
---------	--	---------------	---	---	---	---	---

Feb. 24		WEST VIRGINIA *	-	-	-	-	-
---------	--	-----------------	---	---	---	---	---

Feb. 28		at Cincinnati *	-	-	-	-	-
---------	--	-----------------	---	---	---	---	---

Mar. 3		at UCF *	-	-	-	-	-
--------	--	----------	---	---	---	---	---

Mar. 7		HOUSTON *	-	-	-	-	-
--------	--	-----------	---	---	---	---	---

Phillips 66 Big 12 Men's Basketball Championship (Kansas City, Mo. / T-Mobile Center)

Mar 10-14		TBD	-	-	-	-	-
-----------	--	-----	---	---	---	---	---

% = Thanksgiving Classic (United Center) ^ = Jerry Colangelo Classic (PHX Arena) != Bedlam (Paycom Center) * = Big 12 Conference Game

Scoring Margins

	1	2	3	4	5	6	7	8	9	10	11	12	13	14	15	16	17	18	19	20-29	30-39	40+	5 or <	<10	10+	20+
Wins (13)	2	1	.	1	.	1	1	1	.	1	.	1	.	.	.	3	.	.	2	4	9	4
Losses (4)	1	.	.	1	.	.	1	1	.	.	.	1	3	1

P-R-A / Participation

Points-Rebounds-Assists

Date	Opponent	Result	0	1	4	5	7	8	9	13	19	21	22	23	24	25	72
			CURRY	CLARY	C. COLEMAN	MILLER	COLE	GUETTA	ROY	RAGLAND	VUKOVIC	I. COLEMAN	FALLAH	AHMED	CROTTY	JENNINGS	MANTZOUKAS
Nov. 4	ORAL ROBERTS	W 95-71	13-8-6	6-5-8	15-11-0	21-3-0	0-0-0	1-1-1	---	0-3-0	11-4-2	---	15-8-0	---	7-3-1	6-2-0	---
Nov. 9	TEXAS A&M	W 87-63	12-4-4	3-1-0	16-3-0	15-4-5	0-0-0	---	---	0-0-0	2-2-0	13-9-2	12-7-1	---	6-1-0	0-2-0	8-3-1
Nov. 12	PRAIRIE VIEW A&M	W 94-67	---	9-3-3	7-3-4	30-3-2	3-2-1	2-1-1	---	4-3-0	4-2-0	7-3-1	10-7-1	---	7-7-2	5-8-0	6-5-2
Nov. 16	A&M-CC	W 85-69	---	8-2-6	6-3-1	13-0-3	0-0-0	2-1-1	15-2-1	0-0-0	10-4-2	10-7-2	6-5-1	---	5-7-0	---	10-10-0
Nov. 19	SOUTH FLORIDA	W 103-95	7-3-2	12-7-11	15-2-0	24-5-1	---	---	15-3-0	---	0-1-1	8-4-2	14-4-1	---	0-0-0	---	8-2-1
Nov. 22	NICHOLLS	W 95-81	30-6-10	4-0-2	6-7-1	2-4-2	0-0-0	0-0-0	10-1-0	---	8-6-1	6-4-0	12-2-0	---	11-0-1	---	6-3-1
Nov. 27	vs. Northwestern	W 86-81	18-2-4	6-0-5	10-3-0	17-2-3	---	---	16-6-0	---	2-2-1	4-3-3	13-11-2	---	0-0-0	---	0-1-0
Dec. 2	SAM HOUSTON	W 93-83	10-3-6	14-1-6	2-0-0	5-1-0	---	---	20-8-5	---	3-1-0	8-7-0	24-7-0	---	---	---	7-11-0
Dec. 6	vs. Grand Canyon	W 84-78	14-3-4	6-0-4	16-6-0	---	---	---	14-2-2	---	0-3-0	6-2-1	25-6-3	---	0-0-1	---	3-3-0
Dec. 13	vs. Oklahoma	L 76-85	4-7-5	18-3-4	17-4-0	13-3-0	---	---	16-2-2	---	6-5-0	0-1-0	0-1-0	---	---	---	2-5-0
Dec. 18	KANSAS CITY	W 91-79	13-2-7	0-0-1	20-10-2	13-2-3	0-0-1	0-1-0	18-6-1	2-2-0	11-3-1	8-5-1	---	6-7-0	0-1-1	---	---
Dec. 21	CAL ST. FULLERTON	W 94-89	4-2-7	---	20-5-4	20-6-0	3-0-0	4-0-1	22-4-1	0-3-1	2-7-1	16-5-1	---	0-1-0	3-1-0	---	---
Dec. 29	BETHUNE COOKMAN	W 103-77	11-2-5	10-1-3	8-4-0	18-2-3	0-0-0	---	27-3-2	0-2-0	---	12-6-0	12-10-0	5-3-1	0-2-0	---	---
Jan. 3	at Texas Tech *	L 80-102	13-3-2	2-2-7	3-4-0	5-4-1	0-0-0	0-0-0	22-8-0	---	---	4-3-0	20-5-0	9-5-0	2-1-0	---	---
Jan. 6	UCF *	W 87-76	6-1-0	18-9-8	---	13-6-2	0-0-0	---	15-7-1	---	4-3-1	7-7-1	24-4-0	0-2-0	---	---	---
Jan. 10	at Iowa St. *	L 71-83	4-3-3	11-4-6	1-0-0	---	---	---	19-3-2	---	6-1-1	6-0-1	21-11-3	2-2-0	1-0-0	---	---
Jan. 13	BAYLOR *	L 79-94	8-1-3	13-6-4	6-2-2	14-1-1	---	---	17-4-4	---	0-4-2	3-1-0	18-9-0	---	---	---	---
Jan. 17	KANSAS ST. *																
Jan. 20	at TCU *																
Jan. 24	IOWA ST. *																
Jan. 31	at Utah *																
Feb. 4	BYU *																
Feb. 7	at Arizona *																
Feb. 10	at Arizona St. *																
Feb. 14	TCU *																
Feb. 18	KANSAS *																
Feb. 21	at Colorado *																
Feb. 24	WEST VIRGINIA *																
Feb. 28	at Cincinnati *																
Mar. 3	at UCF *																
Mar. 7	HOUSTON *																

#-#-# = Starter * = Big 12 Conference Game ^ = Phillips 66 Big 12 Men's Basketball Championship

2025-26 Lineups

W-L	Starters	Last
2-1	Clary, Miller, Roy, Mantzoukas, Fallah	Dec. 13
1-0	Clary, Miller, Roy, Fallah, Ahmed	Jan. 6
1-0	Curry, Miller, Roy, C. Coleman, Fallah	Dec. 29
1-0	Curry, Miller, Roy, C. Coleman, Vukovic	Dec. 21
1-0	Clary, Miller, Roy, C. Coleman, Vukovic	Dec. 18
1-0	Clary, Roy, I. Coleman, Mantzoukas, Fallah	Dec. 6
1-0	Clary, Crotty, I. Coleman, Mantzoukas, Fallah	Nov. 22
1-0	Clary, Miller, I. Coleman, Mantzoukas, Fallah	Nov. 19
1-0	Clary, Miller, Crotty, C. Coleman, Fallah	Nov. 16
1-0	Miller, Crotty, C. Coleman, Jennings, Fallah	Nov. 12
1-0	Curry, Clary, Miller, Jennings, Fallah	Nov. 9
1-0	Curry, Miller, Crotty, Jennings, Fallah	Nov. 4
0-1	Clary, Curry, Roy, C. Coleman, Fallah	Jan. 10
0-2	Clary, Miller, Roy, C. Coleman, Fallah	Jan. 13

2025-26 Participation

	GP	W-L	GS	W-L
Robert Jennings (Sr.)	3	3-0	3	3-0
Andrija Vukovic (So.)	15	12-3	2	2-0
Kirk Cole (Sr.)	10	9-1	-	-
Christian Coleman (Sr.)	16	12-4	8	5-3
Isaiah Coleman (Jr.)	16	12-4	3	3-0
Kanye Clary (Jr.)	16	12-4	13	9-4
Parsa Fallah (Sr.)	15	11-4	15	11-4
Jaylen Curry (Jr.)	15	11-4	5	4-1
Victorius Miller (So.)	15	12-3	14	11-3
Anthony Roy (Sr.)	14	10-4	11	7-4
Ryan Crotty (Fr.)	13	11-2	4	4-0
Lefteris Mantzoukas (Fr.)	9	8-1	6	5-1
Daniel Guetta (Fr.)	7	6-1	-	-
Mekhi Ragland (Fr.)	7	7-0	-	-
Benjamin Ahmed (Fr.)	6	4-2	1	1-0

OSU Career

GP	Streak	GS	Streak
38	-	38	-
26	3	2	-
17	-	-	-
16	2	8	2
16	16	3	-
16	5	13	4
15	5	15	5
15	13	5	-
15	1	14	1
14	14	11	11
13	-	4	-
9	-	6	-
7	-	-	-
7	-	-	-
6	-	1	-

NCAA Career

GP	GS
99	52
26	3
27	0
88	50
79	35
78	37
104	70
75	36
40	20
49	26
13	4
9	6
7	0
7	0
6	1

Miscellaneous Statistics

Big Games

	Pts Leader		Reb Leader		Ast Leader		Dunks	Fouls	10+ Points			20+ Points			30+ Points			10+ Rebounds			10+ Assists			Double-Doubles		
	25-26	OSU	25-26	OSU	25-26	OSU			25-26	OSU	NCAA	25-26	OSU	NCAA	25-26	OSU	NCAA	25-26	OSU	NCAA	25-26	OSU	NCAA	25-26	OSU	NCAA
0 Jaylen Curry	2	2	1	1	7	7	0	40	9	9	41	1	1	5	1	1	1	0	0	0	1	1	2	1	1	2
1 Kanye Clary	1	1	2	2	10	10	0	41	7	7	31	0	0	10	0	0	0	0	0	0	1	1	1	1	1	1
4 Christian Coleman	2	2	4	4	1	1	18	30	8	8	43	2	2	7	0	0	0	2	2	10	0	0	0	2	2	9
5 Vyctorius Miller	3	3	0	0	1	1	8	42	12	12	23	4	4	5	1	1	1	0	0	0	0	0	0	0	0	0
7 Kirk Cole	0	0	0	0	0	0	0	1	0	0	0	0	0	0	0	0	0	0	0	0	0	0	0	0	0	0
8 Daniel Guetta	0	0	0	0	0	0	0	1	0	0	0	0	0	0	0	0	0	0	0	0	0	0	0	0	0	0
9 Anthony Roy	4	4	1	1	1	1	0	40	14	14	32	4	4	17	0	0	5	0	0	0	0	0	0	0	0	0
13 Mekhi Ragland	0	0	0	0	0	0	0	2	0	0	0	0	0	0	0	0	0	0	0	0	0	0	0	0	0	0
19 Andrija Vukovic	0	0	1	1	0	0	4	22	3	3	3	0	0	0	0	0	0	0	0	0	0	0	0	0	0	0
21 Isaiah Coleman	0	0	1	1	0	0	5	33	4	4	33	0	0	10	0	0	0	0	0	2	0	0	0	0	0	2
22 Parsa Fallah	5	5	5	5	0	0	2	54	13	13	54	5	5	16	0	0	0	3	3	7	0	0	0	3	3	6
23 Benjamin Ahmed	0	0	0	0	0	0	0	6	0	0	0	0	0	0	0	0	0	0	0	0	0	0	0	0	0	0
24 Ryan Crotty	0	0	0	0	0	0	0	13	1	1	1	0	0	0	0	0	0	0	0	0	0	0	0	0	0	0
25 Robert Jennings II	0	2	0	3	0	1	0	0	0	5	8	0	0	0	0	0	0	0	1	1	0	0	0	0	1	1
72 Lefteris Mantzoukas	0	0	2	2	0	0	1	3	1	1	1	0	0	0	0	0	0	2	2	2	0	0	0	1	1	1

Miscellaneous

Opponent	Opening Tipoff		Opening Run		1st OSU...		1st Opponent...		First OSU Sub		OSU Dunks		1st Half	2nd Half	Final
	Player-Result		By	Score	Pts	FG	Pts	FG	Time	Player(s)	#	Player(s)	Score +/-	Score +/-	Score +/-
ORAL ROBERTS	Fallah	W	OSU	2-0	19:45	"	18:38	"	16:45	C. Coleman, Vukovic	3	C. Coleman, Fallah, Jennings	50-46 +4	45-25 +20	95-71 +24
TEXAS A&M	Fallah	L	Opp	0-3	18:48	"	19:23	"	19:30	I. Coleman	1	C. Coleman	43-29 +14	44-34 +10	87-63 +24
PRAIRIE VIEW	Fallah	W	OSU	5-0	17:35	"	16:39	"	16:56	Clary, I. Coleman	2	I. Coleman	46-32 +14	48-35 +13	94-67 +27
A&M-CC	Fallah	W	OSU	3-0	19:46	"	18:11	"	16:37	Mantzoukas, Vukovic	3	I. Coleman, Fallah, Miller	37-35 +2	48-34 +14	85-69 +16
SOUTH FLA.	Fallah	W	OSU	7-0	19:34	"	18:07	"	15:28	Curry, Roy	4	C. Coleman (2), Miller (2)	44-45 -1	59-50 +9	103-95 +8
NICHOLLS	Fallah	L	OSU	3-0	19:20	18:00	19:07	"	17:38	Miller	3	C. Coleman, I. Coleman, Vukovic	47-32 +15	48-49 -1	95-81 +14
vs. Northwestern	Fallah	L	OSU	2-0	18:55	"	18:07	"	17:43	C. Coleman, I. Coleman	4	C. Coleman (2), Miller (2)	39-40 -1	47-41 +6	86-81 +5
SAM HOUSTON	Fallah	W	Opp	0-3	17:47	17:15	18:01	"	17:47	Curry	3	C. Coleman, I. Coleman, Mantzoukas	37-44 -7	56-39 +17	93-83 +10
vs. Grand Canyon	Fallah	W	OSU	2-0	18:59	"	18:34	"	16:13	Curry	1	C. Coleman	42-39 +3	42-39 +3	84-78 +6
vs. Oklahoma	Fallah	L	OSU	5-0	18:26	"	17:13	"	14:48	C. Coleman, Curry, Vukovic	2	C. Coleman	35-41 -6	41-44 -3	76-85 -9
KANSAS CITY	C. Coleman	W	OSU	10-0	19:34	"	16:48	"	18:42	Curry	7	C. Coleman (4), Miller (2), Vukovic	48-44 +4	43-35 +8	91-79 +12
CS FULLERTON	C. Coleman	W	OSU	3-0	19:50	"	19:01	16:06	17:06	Ragland	1	C. Coleman	50-34 +16	44-55 -11	94-89 +5
BETHUNE-COOKMAN	Fallah	W	OSU	2-0	19:44	"	19:29	"	15:30	I. Coleman, Ragland	4	C. Coleman (2), I. Coleman, Miller	50-38 +12	53-39 +14	103-77 +26
at Texas Tech *	Fallah	L	OSU	2-0	19:34	"	18:42	"	13:54	Ahmed, Curry	0	-	38-46 -8	42-56 -14	80-102 -22
UCF *	Fallah	L	OSU	2-0	19:29	"	18:29	"	15:09	Vukovic	0	-	41-32 +9	46-44 +2	87-76 +11
at Iowa St. *	Fallah	W	OSU	6-0	19:32	"	16:08	"	17:04	I. Coleman	2	Vukovic (2)	40-42 -2	31-41 -10	71-83 -12
BAYLOR *	Fallah	L	Opp	0-4	18:31	"	19:24	"	13:53	I. Coleman	0	-	39-57 -18	40-37 +3	94-79 +15
KANSAS ST. *															
at TCU *															
IOWA ST. *															
at Utah *															
BYU *															
at Arizona *															
at Arizona St. *															
TCU *															
KANSAS *															
at Colorado *															
WEST VIRGINIA *															
at Cincinnati *															
at UCF *															
HOUSTON *															

Game-by-Game Comparison

Game-by-Game Comparison (OSU listed first in bold, then opponent)

			FG	%	3PT	%	FT	%	OR	DR	TR	RPG	PF	A	TO	BLK	STL	TP	PPG
Nov. 4	ORAL ROBERTS	W, 95-71	32-72	.444	8-25	.320	23-30	.767	15	37	52	52.0	19	18	15	0	7	95	95.0
			24-69	.348	8-38	.211	15-22	.682	11	26	37	37.0	24	14	16	12	7	71	71.0
Nov. 9	TEXAS A&M	W, 87-63	32-66	.485	7-26	.269	16-22	.727	12	30	42	47.0	19	13	9	4	10	87	91.0
			20-62	.323	9-35	.257	14-17	.824	14	25	39	38.0	19	11	16	5	2	63	67.0
Nov. 12	PRAIRIE VIEW A&M	W, 94-67	33-73	.452	9-25	.360	19-27	.704	19	35	54	49.3	14	17	14	7	10	94	92.0
			25-64	.391	9-24	.375	8-14	.571	5	26	31	35.7	18	13	12	7	4	67	67.0
Nov. 16	A&M-CORPUS CHRISTI	W, 85-69	29-58	.500	5-24	.208	22-27	.815	10	34	44	48.0	19	17	17	3	11	85	90.3
			22-61	.361	5-19	.263	20-26	.769	9	21	30	34.3	23	14	14	1	12	69	67.5
Nov. 19	SOUTH FLA.	W, 103-95	38-64	.594	11-22	.500	16-26	.615	11	26	37	45.8	21	20	19	1	8	103	92.8
			30-64	.469	15-39	.385	20-30	.667	14	21	35	34.4	26	17	15	3	13	95	73.0
Nov. 22	NICHOLLS	W, 95-81	31-59	.525	8-20	.400	25-27	.926	5	30	35	44.0	15	18	15	4	10	95	93.2
			30-69	.435	10-37	.270	11-17	.647	12	22	34	34.3	15	18	16	2	8	81	74.3
Nov. 27	vs. Northwestern	W, 86-81	27-63	.429	6-22	.273	26-33	.788	15	24	39	43.3	24	18	10	5	4	86	92.1
			28-56	.500	3-18	.167	22-30	.733	9	22	31	33.9	21	18	10	3	4	81	75.3
Dec. 2	SAM HOUSTON	W, 93-83	34-66	.515	6-23	.261	19-28	.679	14	29	43	43.3	9	17	15	0	5	93	92.3
			30-71	.423	14-37	.378	9-11	.818	13	21	34	33.9	21	17	14	3	5	83	76.3
Dec. 6	vs. Grand Canyon	W, 84-78	30-52	.577	4-13	.308	20-28	.714	6	26	32	42.0	18	15	12	2	5	84	91.3
			31-68	.456	8-28	.286	8-13	.615	14	20	34	33.9	21	20	9	1	7	78	76.4
Dec. 13	vs. Oklahoma	L, 76-85	27-71	.380	9-29	.310	13-16	.813	10	26	36	41.4	13	11	5	5	3	76	89.8
			28-63	.444	13-33	.394	16-20	.800	11	35	46	35.1	13	15	9	5	3	85	77.3
Dec. 18	KANSAS CITY	W, 91-79	36-62	.581	5-14	.357	14-19	.737	11	30	41	41.4	19	18	16	5	8	91	89.9
			25-67	.373	11-30	.367	18-22	.818	11	18	29	34.5	16	13	12	4	11	79	77.5
Dec. 21	CAL ST FULLERTON	W, 94-89	33-65	.508	14-30	.467	14-21	.667	11	24	35	40.8	21	16	17	2	9	94	90.3
			30-59	.508	12-26	.462	17-34	.500	11	24	35	34.6	20	19	14	1	8	89	78.4
Dec. 29	BETHUNE COOKMAN	W, 103-77	32-68	.471	5-14	.357	34-42	.810	15	25	40	40.8	18	14	8	3	11	103	91.2
			26-56	.464	9-26	.346	16-22	.727	7	26	33	34.5	28	21	19	7	4	77	78.3
Jan. 3	at Texas Tech *	L, 80-102	29-67	.433	8-26	.308	14-19	.737	8	28	36	40.4	16	10	8	1	5	80	90.4
			37-77	.481	17-37	.459	11-14	.786	14	34	48	35.4	15	21	7	2	4	102	80.0
Jan. 6	UCF *	W, 87-76	25-53	.472	10-19	.526	27-35	.771	5	34	39	40.3	18	13	16	3	5	87	90.2
			27-72	.375	7-33	.212	15-23	.652	13	23	36	35.5	25	15	11	3	8	76	79.7
Jan. 10	at Iowa St. *	L, 71-83	21-48	.438	8-22	.364	21-26	.808	3	23	26	39.4	21	16	15	3	5	71	89.0
			27-58	.466	5-16	.313	24-30	.800	9	27	36	35.5	18	17	10	1	10	83	79.9
Jan. 13	BAYLOR *	L, 79-94	31-67	.463	10-25	.400	7-12	.583	15	16	31	38.9	12	16	10	1	7	79	88.4
			35-59	.593	13-25	.520	11-14	.786	9	25	34	35.4	13	18	12	4	6	94	80.8
Jan. 17	KANSAS ST. *																		
Jan. 20	at TCU *																		
Jan. 24	IOWA ST. *																		
Jan. 31	at Utah *																		
Feb. 4	BYU *																		
Feb. 7	at Arizona *																		
Feb. 10	at Arizona St. *																		
Feb. 14	TCU *																		
Feb. 18	KANSAS *																		
Feb. 21	at Colorado *																		
Feb. 24	WEST VIRGINIA *																		
Feb. 28	at Cincinnati *																		
Mar. 3	at UCF *																		
Mar. 7	HOUSTON *																		

Advanced Statistics

GBG Advanced (OSU listed first in Bold)		Rebounding					Assists/Turnovers				Defense		Points Scored From...					Leads/Deficits			
		Poss.	Pts/Pos	OR%	DR%	+/-TR	+/-TO	A:TO	A%	TO%	Stl%	Blk%	TO	Paint	2nd Ch	FB	Bnch	Ties	LC	Led for	Largest
Nov. 4	ORAL ROBERTS	85	1.12 0.84	36.6 22.9	77.1 63.4	15	E	1.20 0.93	56.2 58.3	17.6 17.6	8.2 8.2	0.0 25.5	18 16	44 30	19 12	14 16	33 15	7	8	36:35 1:19	25 2
Nov. 9	TEXAS A&M	73	1.19 0.86	32.4 31.8	68.2 67.6	3	7	1.44 0.69	40.6 55.0	12.3 21.9	13.7 2.7	14.8 12.5	11 22	44 9	6 6	45 40	0	1	37:55 1:28	28 3	
Nov. 12	PRAIRIE VIEW A&M	79	1.19 0.85	42.2 12.5	87.5 57.8	23		1.21 1.08	51.5 52.0	17.7 15.2	12.7 5.1	17.5 14.6	16 13	44 26	23 5	12 12	35 21	1	2	37:13 0:22	32 1
Nov. 16	A&M-CC	78	1.09 0.88	32.3 20.9	79.1 67.7	14		1.00 1.00	58.6 63.6	21.8 17.9	14.1 15.4	7.1 2.9	13 17	42 34	11 10	13 11	47 41	2	2	37:03 1:41	24 3
Nov. 19	SOUTH FLORIDA	82	1.26 1.16	34.4 35.0	65.0 65.6	2		1.05 1.13	52.6 56.7	23.2 18.3	9.8 15.9	4.0 7.1	19 23	44 30	10 13	17 20	37 37	1	8	28:11 11:04	11 13
Nov. 22	NICHOLLS	81	1.17 1.00	18.5 28.6	71.4 81.5	1	1	1.20 1.13	58.1 60.0	18.5 18.5	12.3 9.9	12.5 5.1	26 15	46 36	4 15	15 16	56 26	0	0	39:20 0:00	24 0
Nov. 27	vs. Northwestern	72	1.19 1.13	40.5 27.3	72.7 59.5	8		1.80 1.80	66.7 64.3	13.9 13.9	5.6 5.6	13.5 7.3	14 17	42 38	20 15	11 11	34 13	6	12	24:26 13:14	8 6
Dec. 2	SAM HOUSTON	79	1.18 1.05	40.0 31.0	69.0 60.0	9		1.13 1.21	50.0 56.7	19.0 17.7	6.3 6.3	0.0 7.0	17 9	52 24	19 4	18 18	23 40	5	11	17:15 19:39	10 7
Dec. 6	vs. Grand Canyon	70	1.20 1.11	23.1 35.0	65.0 76.9	-2	-3	1.25 2.22	50.0 64.5	17.1 12.9	7.1 10.0	5.0 2.6	9 17	44 42	6 17	12 8	30 12	5	6	28:06 9:22	9 6
Dec. 13	vs. Oklahoma	72	1.06 1.18	22.2 29.7	70.3 77.8	-10	4	2.20 1.67	40.7 53.6	6.9 12.5	4.2 4.2	16.7 11.9	11 5	36 24	7 13	7 8	27 22	8	5	5:27 29:15	5 9
Dec. 18	KANSAS CITY	77	1.18 1.03	37.9 26.8	73.2 62.1	12		1.13 1.08	50.0 52.0	20.8 15.6	10.4 14.3	13.5 8.3	21 18	56 28	7 9	27 17	29 15	0	4	37:36 1:58	15 1
Dec. 21	CAL ST FULLERTON	80	1.18 1.11	31.4 31.4	68.6 68.6		-3	0.94 1.36	48.5 63.3	21.3 17.5	11.3 10.0	6.1 2.9	23 27	32 34	9 14	14 30	26 23	0	0	39:50 0:00	18 0
Dec. 29	BETHUNE COOKMAN	80	1.29 0.96	36.6 21.9	78.1 63.4	7	11	1.75 1.11	43.8 80.8	10.0 23.8	13.8 5.0	10.0 13.0	31 2	52 22	21 6	22 14	27 10	4	4	35:50 3:16	29 5
Jan. 3	at Texas Tech *	76	1.05 1.34	19.0 33.3	66.7 81.0	-12	-1	1.25 3.00	34.5 56.8	10.5 9.2	6.6 5.3	2.5 4.9	9 10	36 38	9 18	5 9	28 14	1	1	0:52 37:52	2 22
Jan. 6	UCF *	81	1.07 0.94	17.9 27.7	72.3 82.1	3	-5	0.81 1.36	52.0 55.6	19.8 13.6	6.2 9.9	7.7 8.8	14 21	26 34	2 20	4 14	17 32	3	2	35:47 1:37	15 5
Jan. 10	at Iowa St. *	73	0.97 1.14	10.0 28.1	71.9 90.0	-10	-5	1.07 1.70	76.2 63.0	20.5 13.7	6.8 13.7	7.1 3.8	4 15	24 40	4 12	6 11	15 13	5	5	12:58 24:15	9 12
Jan. 13	BAYLOR *	68	1.16 1.38	37.5% 36.0%	64.0% 62.5%		2	1.60 1.50	51.6% 51.4%	14.7% 17.6%	10.3% 8.8%	2.9% 9.5%	16 12	40 34	15 12	15 12	11 14	0	0	0:00 39:24	0 24
Jan. 17	KANSAS ST. *																				
Jan. 20	at TCU *																				
Jan. 24	IOWA ST. *																				
Jan. 31	at Utah *																				
Feb. 4	BYU *																				
Feb. 7	at Arizona *																				
Feb. 10	at Arizona St. *																				
Feb. 14	TCU *																				
Feb. 18	KANSAS *																				
Feb. 21	at Colorado *																				
Feb. 24	WEST VIRGINIA *																				
Feb. 28	at Cincinnati *																				
Mar. 3	at UCF *																				
Mar. 7	HOUSTON *																				

												Points Off/From...					
		Poss.	Pts/Pos	OR%	DR%	+/-TR	+/-TO	A:TO	A%	TO%	Stl%	Blk%	TO	Paint	2nd Ch	FB	Bnch
AVERAGES	OSU	76.8	1.151	30.8%	71.9%	3.5	-0.4	1.21	51.3%	16.9%	9.4%	8.2%	7.8	20.1	5.6	6.2	14.9
	Opponents		1.051	28.1%	69.2%			1.31	46.1%	16.5%	8.9%	9.2%	7.0	15.3	5.8	6.7	11.1

Team Highs & Lows

Team Highs / Lows

* = School Record

		Oklahoma State			Opponent		
Total Points	High	103	2x, Last: BETHUNE-COOKMAN	12/29/25	102	at Texas Tech*	1/3/26
	Low	71	at Iowa St.*	1/10/26	63	TEXAS A&M	11/9/25
Points/Possession	High	1.29 (103/80)	BETHUNE-COOKMAN	12/29/25	1.38 (94/68)	BAYLOR*	1/13/26
	Low	0.97 (71/73)	at Iowa St.*	1/10/26	0.84 (71/85)	ORAL ROBERTS	11/4/25
Halftime Lead	High	+16 (50-34)	CAL ST. FULLERTON	12/21/25	+18 (57-39)	BAYLOR*	1/13/26
Margin of Victory	High	+27 (94-67)	PRAIRIE VIEW	11/12/25	+22 (102-80)	at Texas Tech*	1/3/26
Field Goals Made	High	38	SOUTH FLA.	11/19/25	37	at Texas Tech*	1/3/26
	Low	21	at Iowa St.*	1/10/26	20	TEXAS A&M	11/9/25
Field Goal Attempts	High	73	PRAIRIE VIEW	11/12/25	77	at Texas Tech*	1/3/26
	Low	48	at Iowa St.*	1/10/26	56	2x, Last: BETHUNE-COOKMAN	12/29/25
Field Goal %	High	.594 (38/64)	SOUTH FLA.	11/19/25	.593 (35/59)	BAYLOR*	1/13/26
	Low	.380 (27/71)	vs. Oklahoma	12/13/25	.323 (20/62)	TEXAS A&M	11/9/25
2-Pt FG %	High	.706 (24/34)	A&M-CORPUS CHRISTI	11/16/25	.658 (25/38)	vs. Northwestern	11/27/25
	Low	.429 (18/42)	vs. Oklahoma	12/13/25	.378 (14/37)	KANSAS CITY	12/18/25
3-Pt FG Made	High	14	CAL ST. FULLERTON	12/21/25	17	at Texas Tech*	1/3/26
	Low	4	vs. Grand Canyon	12/6/25	3	vs. Northwestern	11/27/25
3-Pt FG Attempts	High	30	CAL ST. FULLERTON	12/21/25	39	SOUTH FLA.	11/19/25
	Low	13	vs. Grand Canyon	12/6/25	16	at Iowa St.*	1/10/26
3-Pt FG %	High	.526 (10/19)	UCF*	1/6/26	.520 (13/25)	BAYLOR*	1/13/26
	Low	.208 (5/24)	A&M-CORPUS CHRISTI	11/16/25	.167 (3/18)	vs. Northwestern	11/27/25
FT Made	High	34	BETHUNE-COOKMAN	12/29/25	24	at Iowa St.*	1/10/26
	Low	7	BAYLOR*	1/13/26	8	2x, Last: vs. Grand Canyon	12/6/25
FT Attempts	High	42	BETHUNE-COOKMAN	12/29/25	34	CAL ST. FULLERTON	12/21/25
	Low	12	BAYLOR*	1/13/26	11	SAM HOUSTON	12/2/25
Free Throw %	High	.926 (25/27)	NICHOLLS	11/22/25	.824 (14/17)	TEXAS A&M	11/9/25
	Low	.583 (7/12)	BAYLOR*	1/13/26	.500 (17/34)	CAL ST. FULLERTON	12/21/25
Offensive Reb.	High	19	PRAIRIE VIEW	11/12/25	14	4x, Last: at Texas Tech*	1/3/26
	Low	3	at Iowa St.*	1/10/26	5	PRAIRIE VIEW	11/12/25
Offensive Reb. %	High	.422 (19/45)	PRAIRIE VIEW	11/12/25	.360 (9/25)	BAYLOR*	1/13/26
	Low	.100 (3/30)	at Iowa St.*	1/10/26	.125 (5/40)	PRAIRIE VIEW	11/12/25
Total Rebounds	High	54	PRAIRIE VIEW	11/12/25	48	at Texas Tech*	1/3/26
	Low	26	at Iowa St.*	1/10/26	29	KANSAS CITY	12/18/25
Rebound Margin	High	+23 (54-31)	PRAIRIE VIEW	11/12/25	+12 (48-36)	at Texas Tech*	1/3/26
Personal Fouls	High	24	vs. Northwestern	11/27/25	28	BETHUNE-COOKMAN	12/29/25
	Low	9	SAM HOUSTON	12/2/25	13	2x, Last: BAYLOR*	1/13/26
Turnover Margin	High	+11 (8-19)	BETHUNE-COOKMAN	12/29/25	+5 (10-15)	2x, Last: at Iowa St.*	1/10/26
Assists	High	20	SOUTH FLA.	11/19/25	21	2x, Last: at Texas Tech*	1/3/26
	Low	10	at Texas Tech*	1/3/26	11	TEXAS A&M	11/9/25
Assist %	High	.762 (16/21)	at Iowa St.*	1/10/26	.808 (21/26)	BETHUNE-COOKMAN	12/29/25
	Low	.345 (10/29)	at Texas Tech*	1/3/26	.514 (18/35)	BAYLOR*	1/13/26
A:TO Ratio	High	2.20 (11:5)	vs. Oklahoma	12/13/25	3.00 (21:7)	at Texas Tech*	1/3/26
	Low	0.81 (13:16)	UCF*	1/6/26	0.69 (11:16)	TEXAS A&M	11/9/25
Turnovers Forced	High	19	BETHUNE-COOKMAN	12/29/25	19	SOUTH FLA.	11/19/25
	Low	7	at Texas Tech*	1/3/26	5	vs. Oklahoma	12/13/25
Blocks	High	7	PRAIRIE VIEW	11/12/25	12	ORAL ROBERTS	11/4/25
	Low	0	2x, Last: SAM HOUSTON	12/2/25	1	4x, Last: at Iowa St.*	1/10/26
Steals	High	11	2x, Last: BETHUNE-COOKMAN	12/29/25	13	SOUTH FLA.	11/19/25
	Low	3	vs. Oklahoma	12/13/25	2	TEXAS A&M	11/9/25
Bench Points	High	56	NICHOLLS	11/22/25	41	A&M-CORPUS CHRISTI	11/16/25
	Low	11	BAYLOR*	1/13/26	10	BETHUNE-COOKMAN	12/29/25
Paint Points	High	56	KANSAS CITY	12/18/25	42	vs. Grand Canyon	12/6/25
	Low	24	at Iowa St.*	1/10/26	22	2x, Last: BETHUNE-COOKMAN	12/29/25
2nd Chance Points	High	23	PRAIRIE VIEW	11/12/25	20	UCF*	1/6/26
	Low	2	UCF*	1/6/26	4	SAM HOUSTON	12/2/25
Fast Break Points	High	27	KANSAS CITY	12/18/25	30	CAL ST. FULLERTON	12/21/25
	Low	4	UCF*	1/6/26	6	TEXAS A&M	11/9/25
Points off Turnovers	High	31	BETHUNE-COOKMAN	12/29/25	27	CAL ST. FULLERTON	12/21/25
	Low	4	at Iowa St.*	1/10/26	2	BETHUNE-COOKMAN	12/29/25

Individual Superlatives / The Last Time...

2025-26 Individual Superlatives

	Oklahoma State	Opponent
Points	30 Jaylen Curry -- NICHOLLS (11/22/25) 30 Vyctorius Miller -- PRAIRIE VIEW (11/12/25) 27 Anthony Roy -- BETHUNE-COOKMAN (12/29/25)	28 Nick Martinelli -- vs. Northwestern (11/27/25) 24 CJ Brown -- SOUTH FLORIDA (11/19/25) 23 J.T. Toppin -- at Texas Tech (1/3/26)
FG Made	10 Parsa Fallah -- SAM HOUSTON (12/2/25)	12 Nick Martinelli -- vs. Northwestern (11/27/25)
FG Attempts	16 Anthony Roy vs. Oklahoma (12/13/25)	19 3x, Last: J.T. Toppin -- at Texas Tech (1/3/26)
FG Pct. (min. 5 FGM)	1.000 (5-5) 2x, Last: Andrija Vukovic -- KANSAS CITY (12/18/25)	.909 (10-11) Efe Demirel -- vs. Grand Canyon (12/6/25)
3-Pt FG Made	6 Anthony Roy -- 2x, Last: at Texas Tech (1/23/26)	6 3x, Last: Christian Williams -- CS FULLERTON (12/21/25)
3-Pt FG Attempts	12 Anthony Roy -- 3x, Last: BAYLOR (1/13/26)	13 2x, Last: Christian Winborne -- NICHOLLS (11/22/25)
3-Pt Pct. (min. 4 FGM)	1.000 (4-4) Vyctorius Miller -- SOUTH FLORIDA (11/19/25)	.625 (5-8) Cameron Carr -- BAYLOR (1/13/26)
FT Made	15 Anthony Roy -- BETHUNE-COOKMAN (12/29/25)	10 Joshu Jefferson -- at Iowa St. (1/10/26)
FT Attempts	15 Anthony Roy -- BETHUNE-COOKMAN (12/29/25)	16 Landon Seaman -- CS FULLERTON (12/21/25)
FT Pct. (min. 5 FTM)	1.000 (15-15) Anthony Roy -- BETHUNE-COOKMAN (12/29/25)	1.000 (7-7) K.J. Windham vs. Northwestern (11/27/25)
Rebounds	11 4x, Last: Parsa Fallah at Iowa St. (1/10/26)	14 J.T. Toppin -- at Texas Tech (1/3/26)
Assists	11 Kanye Clary -- SOUTH FLORIDA (11/19/25)	13 J.T. Toppin -- at Texas Tech (1/3/26)
Steals	4 3x, Last: Jaylen Curry -- BETH.-COOKMAN (12/29/25)	5 Jayson Petty -- KANSAS CITY (12/18/25)
Blocks	4 Christian Coleman vs. Oklahoma (12/13/25)	7 Connor Dow -- ORAL ROBERTS (11/4/25)
Minutes	37:11 Christian Coleman -- CAL ST. FULLERTON (12/21/25)	39:59 Obi Agbim -- BAYLOR (1/13/26)

The Last Time a Cowboy had...

* = School Record **= Tied Record

a Triple-Double (P/R/A).....19/14/10, Maurice Baker vs. UTSA (1/3/2001)	16+ Rebounds18, Marshall Moses at La Salle (12/4/2010)
a Double-Double (PTS/REB).....21/11, Parsa Fallah -- at Iowa St. (1/10/2026)	19+ Rebounds20, Mario Boggan -- Texas (1/10/2007)
a Double-Double (PTS/AST)30/10, Jaylen Curry -- Nicholls (11/22/2025)	21+ Rebounds.....22, Don Youman at Samford (12/16/1978)
a 20/20 Performance (PTS/REB).....37/20, Mario Boggan vs Texas (1/16/2007)	23+ Rebounds.....24, Andy Hopson -- Nebraska (1/26/1974)
a 20/10 Performance (PTS/REB).....21/11, Parsa Fallah at Iowa St. (1/10/2026)	25+ Rebounds.....25, Andy Hopson -- Oklahoma (2/10/1973)
a 25/10 Performance (PTS/REB).....29/10, Javon Small vs. Notre Dame (11/17/2023)	26+ Rebounds.....27 (School Record), Andy Hopson -- Missouri (1/30/1973)
30+ Points30, Jaylen Curry vs. Nicholls (11/22/2025)	10+ Rebounds in a Half.....10 in 1st Half, Quion Williams -- Kansas St. (2/3/2024)
35+ Points.....40, Cade Cunningham at Oklahoma (2/27/2021)	9+ Offensive Rebounds.....9, Mitchell Solomon -- A&M-Corpus Christi (12/22/2016)
41+ Points42, Jawun Evans -- Oklahoma (1/13/2016)	10+ Offensive Rebounds10 (school record, since 1996), Mario Boggan vs Texas (1/16/2007)
43+ Points.....45, Randy Rutherford at Kansas (3/5/1995)	10+ Assists10, Jaylen Curry -- Nicholls (11/22/2025)
46+ Points58*, Bob Kurland -- Saint Louis (2/22/1946)	11+ Assists11, Kanye Clary -- South Fla. (11/19/2025)
20+ Points by a Reserve30*, Jaylen Curry -- Nicholls (11/22/2025)	12+ Assists12, Jawun Evans vs. Michigan (3/17/2017)
20+ Points in a Half.....27, Javon Small at BYU (3/9/2024)	13+ Assists15, Jawun Evans vs. Kansas (3/4/2017)
A perfect FG% (5+ attempts).....5/5, Andrija Vukovic (12/18/2025)	16+ Assists18 (school record), Doug Gottlieb, Florida Atlantic (12/1/1998)
A Perfect FG% (6+ attempts).....8/8, Jamyron Keller -- BYU (2/17/2024)	10+ Assists by a Freshman.....Jawun Evans, Baylor (1/27/2016)
10+ Field Goals.....10, Parsa Fallah -- Sam Houston (12/2/2025)	10+ Assists in a Half Doug Gottlieb -- Baylor (3/4/1999)
15+ Field Goals18, Jawun Evans -- Oklahoma (1/12/2016)	10+ Assists off the Bench.....10, Jaylen Curry -- Nicholls (11/22/2025)
A perfect 3-point FG% (4+ attempts).....4/4, Vyctorius Miller (11/19/2025)	5+ Steals5, Bryce Thompson -- Wichita St. (3/18/2025)
6+ Three-pointers.....6, Anthony Roy -- at Texas Tech (1/3/2026)	6+ Steals7, Arturo Dean vs. Cincinnati (3/11/2025)
7+ Three-pointers.....7, Caleb Asberry at Texas Tech (3/4/2023)	7+ Steals"
8+ Three-pointers9, Keiton Page at Oklahoma (2/22/2012)	8+ Steals9 (School Record), Marcus Smart, Utah Valley (11/12/2013)
10+ Three-pointers.....11 (School Record), Randy Rutherford at Kansas (3/5/1995)	5+ Blocks5, Brandon Garrison -- vs. UCF (3/12/24)
15+ Free Throws Made15, Anthony Roy -- Bethune-Cookman (12/29/2025)	6+ Blocks6, Brandon Garrison -- Houston Christian (11/24/2023)
20+ Free Throws Made.....20, Keiton Page -- Texas (2/17/2022)	7+ Blocks.....8, Yor Anei, Oral Roberts (11/6/2019)
10+ Rebounds11, Parsa Fallah at Iowa St. (1/10/2026)	9+ Blocks.....10 (School Record), Joe Atkinson, New Orleans (1/5/1985)
11+ Rebounds11, Parsa Fallah at Iowa St. (1/10/2026)	a Game-Winner in the final 3 seconds2/8/2023 at GIA
12+ Rebounds.....12, Brandon Newman -- Wichita St. (3/18/2025)	John-Michael Wright made a put-back and-1 with 0.8 remaining to defeat Texas Tech, 71-68.
13+ Rebounds.....13, Mike Marsh -- New Orleans (11/20/2023)	
14+ Rebounds14, Tyreek Smith vs. Oklahoma (3/8/2023)	
15+ Rebounds.....15, Moussa Cisse vs Southern Illinois (11/11/2022)	

The Last Time...

The Last Time the Cowboys....

* = School Record ** = Tied for School Record

Scored 90+ Points.....	103, Bethune-Cookman (12/29/2025)
Scored 100+ Points.....	103, Bethune-Cookman (12/29/2025)
Scored fewer than 60 points.....	59, North Texas (3/25/2025)
Scored fewer than 50 points.....	47 -- Houston (12/30/2024)
Won by 20+ points.....	26, 103-77 -- Bethune-Cookman (12/29/2025)
Won by 30+ points.....	30 -- College of Charleston (11/22/2021)
Won by 40+ points.....	43, 88-45 -- UT Arlington (11/9/2021)
Won by 50+ points.....	51, 82-31 -- Southeastern La. (12/29/2019)
Shot 60% from the field.....	.660 -- at Texas (3/7/2020)
Shot 65%+ from the field.....	.660 -- at Texas (3/7/2020)
Shot Less than 25% from the floor.....	.246 -- at South Carolina (12/6/2014)
Shot Less than 30% from the floor.....	.14/54, .259 -- Houston (12/30/2024)
Shot 50% from beyond the arc.....	.10/19, UCF (1/6/2026)
Shot less than 15% from the beyond the arc.....	.143 (2/14) at Baylor (3/1/2025)
Failed to make a 3-point attempt.....	vs Iowa State (1/8/2001)
Made 12+ three-pointers.....	14, Cal St. Fullerton (12/21/2025)
Made 15+ three-pointers.....	15, Wofford (12/20/2023)
Made 16+ three-pointers.....	**17, Sam Houston (11/12/2023)
Made 10+ three-pointers in a half.....	*12, Bethune-Cookman (12/29/2025)
Two players made 5+ three-pointers.....	at Texas Tech (2/27/2019)
Made 30+ free throws.....	34, Bethune-Cookman (12/29/2025)
Made 35+ free throws.....	35 -- Rogers State (11/30/2016)
Shot 100% at the free throw line.....	5/5 -- Wofford (12/20/2023)
Shot 100% at the free throw line (min. 10 FTM).....	22/22 -- Texas Tech (2/25/2017)
Shot less than 50% at the free throw line.....	5/14, .357 at Iowa State (1/13/2024)
50+ rebounds.....	54 -- Prairie View (11/12/2025)
60+ rebounds.....	60, Northwestern Okla. St. (11/17/2014)
Grabbed 20 offensive rebounds.....	20, at Southern Illinois (12/5/2023)
Had 20 assists.....	20, South Fla. (11/19/2025)
Had fewer than 5 assists.....	4 at Baylor (3/1/2025)
15+ steals.....	16 -- at Tulsa (12/4/2024)
10+ blocks.....	11 vs. UCF (3/12/24)
15+ blocks.....	16 -- College of Charleston (11/22/2021)
Failed to block at least one shot.....	0 -- Sam Houston (12/2/2025)

Had multiple 30-point scorers.....	vs Southwestern State (1/2/2007)
Had three 30-point scorers.....	vs Oral Roberts (3/4/1993)
Had two 20-point scorers.....	Roy (22), Fallah (20), at Texas Tech (1/3/2026)
Had three 20-point scorers.....	Cal St. Fullerton (12/21/2025)
.....	Anthony Roy (22), Christian Coleman (20), Vycorius Miller (20)
Had four 20-point scorers.....	vs Northwestern State (1/3/2009)
OSU & Opponent combined for five 20-point scorers.....	vs West Virginia (1/4/2021)
OSU & Opponent combined for six 20-point scorers.....	vs Providence (11/25/1993)
OSU & Opponent combined for 10 double-figure scorers.....	10 vs. Beth-Cook (12/29/2025)
Had six double-figure scorers.....	6 vs. Bethune-Cookman (12/29/2025)
Had seven double-figure scorers.....	vs Rogers State (11/30/2016)
Had no players score in double figures.....	at Iowa State (2/29/2016)
Had two double-figure rebounders.....	Jennings (11) & Newman (10) vs. FAU (11/21/24)
Had three double-figure rebounders.....	at Youngstown St. (3/15/2023)
Had two double-doubles.....	South Carolina State (12/31/2023)
Had three double-doubles.....	at Youngstown St. (3/15/2023)
Scored 50 points in first half.....	50, Bethune-Cookman (12/29/2025)
Scored 50 points in second half.....	53, Bethune-Cookman (12/29/2025)
Scored less than 20 points in the first half.....	19 -- at West Virginia (1/4/2025)
Scored less than 20 points in second half.....	16 at Iowa State (1/13/2024)
Had a 20+ point scoring run.....	22-0 -- New Orleans (11/20/2023)
Had three players foul out.....	3 vs. FAU (11/21/2024)
Defeated an AP ranked opponent.....	No. 25 UCF (1/6/2026)
Won an overtime game.....	82-79 vs Kansas State (2/19/2022)
Lost an overtime game.....	82-84 against Oklahoma (2/24/2024)
Won a double-overtime game.....	75-67 vs Texas (2/6/2021)
Lost a double-overtime game.....	67-68 vs Kansas (2/20/2013)
Won a triple-overtime game.....	105-103 vs Texas (1/16/2007)
Lost a triple-overtime game.....	97-98 vs Iowa State (2/3/2014)
Won a quadruple-overtime game.....	96-91 at Colorado (2/5/1983)
Lost a quadruple-overtime game.....	Never


The Last Time an Opponent

* = School Record ** = Tied for School Record

Scored 90+ points.....	94, BAYLOR (1/13/2026)
.....	First time since 1/3/2026 at Texas Tech (102)
Scored 100+ points.....	102, at Texas Tech (1/3/2026)
Scored Fewer than 60 points.....	55 -- at Tulsa (12/4/2024)
Scored Fewer than 50 points.....	49 -- vs. Oklahoma (3/8/2023)
Won by 20+ points.....	-22 (80-102), at Texas Tech (1/3/2026)
Won by 30+ Points.....	-32 (64-96) at Kansas (2/22/25)
Won by 40+ points.....	41, 65-106 -- at Baylor (1/13/2012)
Shot 65%+ from the floor.....	.684 -- at TCU (2/18/2023)
Shot 60% from the floor.....	.36/58, .621 -- Kansas (1/16/2024)
Shot less than 25% from the floor.....	.224 -- Southeastern La. (12/29/2019)
Shot less than 30% from the floor.....	.290 -- Chicago State (1/4/2023)
Shot 50% from the beyond the arc.....	13/25, .520, BAYLOR (1/13/2026)
.....	First time since 3/23/2025 at SMU
Shot <20% from the beyond the arc.....	3/19, .158 vs. Northwestern (11/27/2025)
Shot < 15% from beyond the arc.....	.133, 2/15 -- Baylor (1/6/2024)
Made 15+ three-pointers.....	*17, at Texas Tech (1/3/2026)
Made 16+ three-pointers.....	*17, at Texas Tech (1/3/2026)
Failed to make a 3-point attempt.....	TCU (2/14/2015)
Made 35+ free throws.....	35, vs. Fla. Atlantic (11/21/2024)
Shot 100% at the free throw line.....	.6/6 -- Houston (12/30/2024)
Shot 100% at the free throw line (min. 10 FTM).....	.12/12 -- Iowa St. (2/29/2020)
Shot less than 50% at the free throw line.....	.400 (4/10) -- Tarleton St. (12/18/2024)
Totalled less than 25 rebounds.....	23 -- Colorado (1/18/2025)
Totalled 50 rebounds.....	50 -- Kansas (1/4/2022)
Grabbed 20 offensive rebounds.....	22 -- Texas (2/6/2021)
Grabbed 5 or fewer offensive rebounds.....	3 -- Colorado (1/18/2025)

Had <5 assists.....	4 -- vs. Tulsa (12/10/2023)
Had 20 assists.....	21, at Texas Tech (1/3/2026)
Had 15+ steals.....	18 vs. Cincinnati (3/11/2025)
Had 0 Blocks.....	0 at Baylor (3/1/2025)
Had 10 blocks.....	12 -- Oral Roberts (11/4/2025)**
Had two 30-point scorers.....	Never
Had two 20-point scorers.....	3 players -- South Fla. (11/19/2025)
Had three 20-point scorers.....	3 players -- South Fla. (11/19/2025)
Had six double-figure scorers.....	by TCU (2/18/2023)
Had seven double-figure scorers.....	Never
Had no players score in double figures.....	Texas Tech (3/4/2023)
Had two double-figure rebounders.....	2 at Baylor (3/1/2025)
Had three double-figure rebounders.....	at Kansas (2/8/2021)
Had two double-doubles.....	at Texas Tech (1/3/2026)
Had three double-doubles.....	Kansas (2/8/2021)
Scored 50 points in first half.....	57, Baylor (1/13/2026)
.....	First time since 1/3/2018 against Oklahoma (50)
Scored 50 points in second half.....	56, at Texas Tech (1/3/2026)
Scored less than 20 points in first half.....	17, UCF (11/18/2022)
Scored less than 20 points in second half.....	16, Iowa State (3/2/2022)
Had its head coach ejected.....	Kelvin Sampson at Houston (2/6/2024)
Had three technical fouls.....	3, at Oklahoma (2/10/2024)
Had a game-winner in the last 3 seconds.....	L, 72-73 at TCU (Vasean Allette 3-pointer w/ 0.4)

Box Scores / Recaps

	Oklahoma St Auburn	ot 97 95
Oct. 15, 2025 Exhibition Game Birmingham, Ala. (Boutwell Auditorium)		

	1st	2nd	ot	Score
-/rv Oklahoma State	43	42	12	- 97
20/22 Auburn	42	43	10	- 95

- **Isaiah Coleman** and **Anthony Roy** scored 28 points apiece, and **Jaylen Curry** added 23 — including the game-winning layup with eight seconds left in overtime — as OSU edged Auburn in a wild exhibition in front of 2,500 mostly Auburn fans at historic Boutwell Auditorium.
- OSU shoot 48% and outscore the Tigers 48-34 in the paint, overcoming 34 teams fouls, 18 turnovers and a depleted roster. Four Cowboys were inactive and four more fouled out during the second half.
- Roy hit a pair of deep threes in overtime, and OSU survived when **Elyjah Freeman** missed a buzzer-beater that would've forced double OT.
- Auburn, making its unofficial debut under head coach **Steven Pearl**, finished 35-of-49 from the line, including 22-of-28 after halftime.

OKLAHOMA STATE

##	Name	Pts	FG	3Pt	FT	TR	PF	A	TO	B	S	MP
00	Jaylen Curry*	23	8-14	1-3	6-8	4	3	4	0	0	1	34
09	Anthony Roy*	28	10-20	5-10	3-5	12	2	2	6	0	2	42
22	Parsa Fallah*	4	2-5	0-0	0-0	5	0	0	0	0	0	16
24	Ryan Crotty*	4	1-5	1-2	1-2	3	5	0	1	0	0	15
25	Robert Jennings*	2	1-2	0-1	0-0	4	5	3	2	2	0	16
07	Kirk Cole	0	0-0	0-0	0-0	0	1	0	0	0	0	0
08	Daniel Guetta	1	0-3	0-1	1-2	3	1	2	1	0	0	18
13	Mekhi Ragland	0	0-0	0-0	0-0	0	0	0	0	0	0	2
19	Andrija Vukovic	0	0-0	0-0	0-0	3	3	0	2	0	0	22
21	Isaiah Coleman	28	9-15	0-2	10-12	8	4	1	4	1	3	36
72	Lefferis Mantzoukas	7	3-7	1-3	0-0	4	5	2	1	0	1	24
TEAM						6	0		1			
TOTALS		97	34-71	8-22	21-29	52	34	14	18	3	7	
			FG	%	3Pt	%	FT	%				
1st Half	15-30	50%	4-10	40%	9-13	69%						
2nd Half	14-32	44%	2-8	25%	12-16	75%						
Overtime	5-9	56%	2-4	50%	0-0	0%						
Game	34-71	47.9%	8-22	36.4%	21-29	72.4%						

AUBURN

##	Name	Pts	FG	3Pt	FT	TR	PF	A	TO	B	S	MP
00	Tahaad Pettiford*	17	4-16	2-9	7-9	5	4	2	2	1	2	29
01	Kevin Overton*	15	3-8	1-4	8-8	5	3	1	2	0	2	30
03	Keshawn Murphy*	5	2-6	1-2	0-2	3	2	3	1	1	0	21
06	Elyjah Freeman*	16	5-13	1-3	5-8	4	2	3	0	1	1	30
07	Keyshawn Hall*	26	7-14	2-3	10-14	8	4	0	1	0	0	26
02	Abdullahi Bashir	2	1-3	0-1	0-0	2	0	0	0	0	1	14
05	Kaden Magwood	3	1-4	1-3	0-0	0	0	2	2	0	0	15
14	Emeka Oporum	0	0-0	0-0	0-0	0	0	0	0	0	0	1
21	Blake Muschalek	0	0-2	0-1	0-0	1	2	0	0	0	2	7
33	Seb. Williams-Adams	6	2-6	0-1	2-4	9	3	1	1	1	1	31
38	Filip Jovic	5	1-1	0-0	3-4	3	2	1	1	0	1	21
TEAM						3	0					
TOTALS		95	26-73	8-27	35-49	43	22	13	10	4	10	
			FG	%	3Pt	%	FT	%				
1st Half	12-37	32%	5-16	31%	13-21	62%						
2nd Half	11-28	39%	2-9	22%	19-23	83%						
Overtime	3-8	38%	1-2	50%	3-5	60%						
Game	26-73	35.6%	8-27	29.6%	35-49	71.4%						

Officials: Joe Lindsay, Vlad Voyard-Tadal, Jeb Hartness

OSU led for 34:17. AUB led for 2:52

Ties: 15 Lead Changes: 8 | Largest: OSU by 11 (11:14 1h), AUB by 3 (1:12 1h)

Start time: 7 p.m. CT Duration: 2:33

Points	Paint	Off TO	2nd Ch	F Brk	Bench
OSU	48	16	15	17	36
AUB	34	25	19	18	16

	Oklahoma St SMU	71 86
Oct. 25, 2025 Exhibition Game Dallas, Texas Moody Coliseum		

	1st	2nd	Score
-/rv Oklahoma State	28	43	- 71
SMU	40	46	- 86

- Cold shooting proved costly for OSU, which shot just 32% from the field (3-of-17 from deep) in an exhibition loss at SMU.
- The Cowboys missed eight straight attempts during a pivotal 13-0 SMU run that turned a 19-15 lead into a 28-19 deficit.
- SMU (44%, 8-of-23 from deep) led 40-28 at the break and by as many as 17 down the stretch.
- OSU briefly trimmed the deficit to nine (57-48) with a 7-0 run midway through the second half, but SMU responded with a 29-point surge over the final 10 minutes to seal the outcome.
- Eight Cowboys scored, paced by sophomore guard **Victorius Miller**'s 16 points. **Kanye Clary** and **Parsa Fallah** added 12 apiece, and **Robert Jennings** chipped in 10.
- OSU won the rebounding battle 49-48, led by **Christian Coleman**'s eight boards. Clary and **Jaylen Curry** each dished out four assists.
- Three Cowboys, including **Anthony Roy**, who scored a game-high 28 in the first exhibition, were inactive due to injuries.

OKLAHOMA STATE

##	Name	Pts	FG	3Pt	FT	TR	PF	A	TO	B	S	MP
00	Jaylen Curry*	6	1-5	0-1	4-5	3	1	4	1	1	1	23
22	Parsa Fallah*	12	4-8	0-0	4-6	6	2	0	1	1	0	22
24	Ryan Crotty*	0	0-3	0-0	0-1	1	1	0	1	0	0	16
25	Robert Jennings*	10	2-6	0-0	6-6	4	2	0	1	0	1	15
72	Lefferis Mantzoukas*	0	0-9	0-4	0-0	5	2	0	0	1	0	18
01	Kanye Clary	12	2-5	1-2	7-10	4	4	4	1	0	1	25
04	Christian Coleman	5	2-7	0-0	1-6	8	2	0	3	1	0	18
05	Victorius Miller	16	4-8	2-4	6-6	1	2	2	2	0	2	20
13	Mekhi Ragland	0	0-1	0-0	0-0	3	0	0	1	0	0	2
19	Andrija Vukovic	6	3-3	0-0	0-0	0	3	0	0	0	0	10
21	Isaiah Coleman	4	2-8	0-2	0-0	4	1	3	1	0	1	31
TEAM						6	0		0			
TOTALS		71	20-63	3-17	28-40	45	20	13	12	4	6	
			FG	%	3Pt	%	FT	%				
1st Half	8-32	25%	1-8	13%	11-17	65%						
2nd Half	12-31	39%	2-9	22%	17-23	74%						
Game	20-63	31.7%	3-17	17.6%	28-40	70.0%						

SMU

##	Name	Pts	FG	3Pt	FT	TR	PF	A	TO	B	S	MP
00	B.J. Edwards*	6	2-8	1-4	1-1	6	3	5	1	1	0	32
02	Boopie Miller*	20	6-13	3-4	5-6	4	4	8	2	0	3	32
03	Corey Washington*	6	2-10	0-2	2-2	6	5	1	0	0	0	18
04	Sam Walters*	12	4-8	1-5	3-4	4	3	1	3	3	2	26
24	Samet Yigitoglu*	8	4-5	0-0	0-4	6	4	1	2	0	0	23
05	Jaron Pierre Jr.	22	8-14	3-6	3-4	3	1	2	1	0	1	26
07	Jermaine O'Neal Jr.	6	3-6	0-1	0-0	3	2	0	1	1	0	12
08	Billy White III	0	0-1	0-1	0-0	1	1	0	0	0	0	6
09	B.J. Davis-Ray	2	1-3	0-0	0-0	1	1	0	0	0	0	9
13	Mitchell Holmes	4	1-2	0-0	2-2	4	3	0	0	1	0	13
TEAM						6	0		0			
TOTALS		86	31-70	8-23	16-23	44	27	18	10	6	6	
			FG	%	3Pt	%	FT	%				
1st Half	14-34	41%	5-14	36%	7-9	78%						
2nd Half	17-36	47%	3-9	33%	9-14	64%						
Game	31-70	44.3%	8-23	34.8%	16-23	69.6%						

Officials: Ron Groover, Tommy Johnson, Marques Pettigrew

OSU led for 9:24, SMU led for 29:11. Ties: 2, Lead Changes: 1

Largest: OSU by 5 (18:23 1h), SMU by 17 (11:42 2h)

Start time: 2:02 p.m. CT Duration: 2:11 Attendance: 4,514

Points	Paint	Off TO	2nd Ch	F Brk	Bench
OSU	26	6	8	6	43
SMU	40	13	10	9	34

	Oklahoma St Oral Roberts	71 86
Game 1 Nov. 4, 2025 Stillwater Gallagher-Iba Arena		

	1st	2nd	Score
Oral Roberts	46	25	- 71
-/rv Oklahoma State	50	45	- 95

- Oklahoma State followed up a 50-point first half with a strong second half defensive showing to put away Oral Roberts in the season opener for both sides.
- The Cowboys led 50-46 at halftime but scored the first eight points of the second half and held the Golden Eagles to 22% shooting the rest of the way.
- **Victorius Miller** led a group of five double-figure scorers with a career-high 21 points, becoming just the eighth Cowboy to put up 20+ in his first OSU varsity appearance.
- Likewise, **Christian Coleman** collected only the tenth double-double in a debut, finishing with 15 points and 11 boards.
- **Kanye Clary** (8) and **Jaylen Curry** (6) combined for 14 of the Cowboys' 18 assists.

ORAL ROBERTS (0-1)

##	Name	Pts	FG	3Pt	FT	TR	PF	A	TO	B	S	MP
00	Jack Turner*	14	5-13	2-8	2-2	4	3	2	3	0	0	28
01	Ty Harper*	18	6-18	2-7	4-5	6	3	1	3	0	1	30
05	Connor Dow*	7	2-9	1-8	2-2	4	2	4	1	7	1	32
09	Ofri Naveh*	11	4-11	1-4	2-3	7	1	3	2	1	4	31
27	Yuto Yamanouchi-Williams*	6	2-7	0-3	2-4	3	2	1	1	2	0	17
02	Chase Martin	0	0-1	0-1	0-0	0	2	1	2	0	0	13
06	Cal Furnish	0	0-2	0-2	0-0	0	0	1	1	0	0	7
07	Martins Skilups	0	0-0	0-0	0-0	3	0	0	1	0	0	3
10	Aaron Jacob	2	0-0	0-0	2-2	3	2	0	0	1	0	4
20	Lane Sparks	9	4-5	1-2	0-0	2	2	1	1	0	1	13
21	Baron Smith Jr.	0	0-0	0-0	0-2	2	4	0	0	1	0	11
25	Luke Gray	4	1-3	1-3	1-2	0	3	0	0	0	0	10
TEAM						3	0		0			
TOTALS		71	24-69	8-38	15-22	37	24	14	15	12	7	
			FG	%	3Pt	%	FT	%				
1st Half	18-42	43%	5-19	26%	5-7	71%						
2nd Half	6-27	22%	3-19	16%	10-15	67%						
Game	24-69	34.8%	8-38	21.1%	15-22	68.2%						

OKLAHOMA STATE (1-0)

##	Name	Pts	FG	3pt	FT	TR	PF	A	TO	B	S	MP
00	Jaylen Curry*	13	5-12	2-5	1-1	8	2	6	0	0	1	32
05	Victorius Miller*	21	6-11	2-5	7-8	3	3	0	4	0	1	28
22	Parsa Fallah*	15	6-12	0-0	3-4	8	2	0	2	0	3	21
24	Ryan Crotty*	7	2-6	1-5	2-2	3	3	1	0	0	1	14
25	Robert Jennings*	6	2-3	0-0	2-4	2	4	0	1	0	0	15
01	Kanye Clary	6	1-9	1-4	3-4	5	2	8	3	0	0	22
04	Christian Coleman	15	6-10	2-5	1-1	11	2	0	2	0	1	27
07	Kirk Cole	0	0-0	0-0	0-0	0	0	0	0	0	0	8
08	Daniel Guetta	1	0-1	0-1	1-2	1	0	1	1	0	0	13
13	Mekhi Ragland	0	0-2	0-0	0-0	3	1	0	0	0	0	2
19	Andrija Vukovic	11	4-6	0-0	3-4	4	0	2	0	0	0	18
TEAM						4	0	2				
TOTALS		95	32-72	8-25	23-30	52	19	18	15	0	7	

Box Scores / Recaps

	Texas A&M	63
	Oklahoma St	87
Game 2 Nov. 9, 2025 Stillwater Gallagher-Iba Arena		

	1st	2nd	Score
Texas A&M	29	34	- 63
-/rv Oklahoma State	43	44	- 87

- **Christian Coleman** led a group of five double-figure scorers with 16 points in Oklahoma State's 86-63 victory over Texas A&M.
- The Cowboys piled up 29 points off of 16 Aggie turnovers and held the visitors to 32.3% shooting from the field. They also dominated in the trenches, doubling up the Aggies 44-22 on points in the paint.
- In his OSU debut, junior guard **Isaiah Coleman** scored 11 of his 13 points in the first half to help OSU to a 43-29 lead at the intermission. The margin grew to as many as 28 points late in the second half.
- **Vyctorius Miller** (15 pts, 5 ast), **Parsa Fallah** (12 pts, 7 reb) and **Jaylen Curry** (12 pts, 3 stl) also scored in double-figures for the Cowboys, who shot 48.5% from the field.
- The meeting was the first between the former Blg 12 rivals in Stillwater since 2012.

TEXAS A&M (2-1)

##	Name	Pts	FG	3Pt	FT	TR	PF	A	TO	B	S	MP
02	Pop Isaacs*	8	2-11	1-8	3-4	1	1	0	0	0	0	24
03	Rylan Griffen*	6	2-7	2-6	0-0	5	1	1	2	0	0	26
05	Jacari Lane*	2	1-2	0-1	0-0	1	2	2	0	0	0	9
12	Rashaun Agee*	7	3-8	1-3	0-0	7	4	0	3	2	0	26
33	Federiko Federiko*	0	0-4	0-0	0-0	4	3	0	1	1	0	21
00	Marcus Hill	14	4-8	1-3	5-7	1	3	1	5	0	0	22
01	Josh Holloway	6	1-4	0-1	4-4	3	2	2	3	1	1	18
04	Jamie Vinson	0	0-1	0-1	0-0	0	0	0	0	0	0	2
06	Ali Dibba	2	1-2	0-0	0-0	3	0	0	1	0	0	9
07	Zach Clemence	9	3-7	1-4	2-2	6	1	1	1	1	1	20
09	Ruben Dominguez	9	3-8	3-8	0-0	2	2	4	0	0	0	23
TEAM						6	0	0				
TOTALS		63	20-62	9-35	14-17	39	19	11	16	5	2	
			FG	%	3Pt	%	FT	%				
1st Half		10-34	29%	5-19	26%	4-5	80%					
2nd Half		10-28	36%	4-16	25%	10-12	83%					
Game		20-62	32.3%	9-35	25.7%	14-17	82.4%					

OKLAHOMA STATE (2-0)

#	Name	Pts	FG	3Pt	FT	TR	PF	A	TO	B	S	MP
00	Jaylen Curry*	12	5-12	0-4	2-2	4	3	4	1	0	3	32
01	Kanye Clary*	3	1-2	1-1	0-0	1	0	0	0	0	1	7
05	Vyctorius Miller*	15	5-9	0-3	5-5	4	5	2	0	0	0	22
22	Parsa Fallah*	12	4-5	1-1	3-5	7	1	1	1	1	2	24
25	Robert Jennings*	0	0-3	0-1	0-0	2	1	0	0	0	1	9
04	Christian Coleman	16	6-9	2-3	2-2	3	3	0	0	2	2	22
07	Kirk Cole	0	0-2	0-2	0-0	0	0	0	0	0	0	1
13	Mekhi Ragland	0	0-0	0-0	0-0	0	0	0	0	0	0	1
19	Andrija Vukovic	2	0-0	0-0	2-4	2	0	0	1	0	0	11
21	Isaiah Coleman	13	5-13	1-5	2-4	9	1	2	3	0	1	33
24	Ryan Crotty	6	2-5	2-5	0-0	1	2	0	0	0	0	20
72	Lefteris Mantzoukas	8	4-6	0-1	0-1	3	4	1	1	1	0	18
TEAM						6	0	0				
TOTALS		87	32-66	7-26	16-23	42	19	13	9	4	10	
			FG	%	3Pt	%	FT	%				
1st Half		15-32	47%	4-13	31%	9-10	90%					
2nd Half		17-34	50%	3-13	23%	7-13	54%					
Game		32-66	48.5%	7-26	26.9%	16-23	69.6%					

Officials: Kipp Kissinger, Patrick Adams, Marques Pettigrew
 OSU led for 37:55, TAMU led for 1:28 Ties: 0, Lead Changes: 1
 Largest: OSU by 28 (1:22 2h), TAMU by 3 (19:23 1h)
 Start time: 1:05 p.m. CT Duration: 2:18 Attendance: 7,501

Points	Off TO	Paint	2nd Ch	F Brk	Bench
TAMU	11	22	9	6	40
OSU	29	44	11	10	45

	Prairie View	67
	Oklahoma St	94
Game 3 Nov. 12, 2025 Stillwater Gallagher-Iba Arena		

	1st	2nd	Score
Prairie View A&M	32	35	- 67
rv/- Oklahoma State	46	48	- 94

- **Vyctorius Miller** scored a career-high 30 and OSU used a pair of extended runs to pull away.
- The Cowboys trailed 15-14 near the midway point of the first half before mounting a 16-3 spurt over a span of less than four minutes.
- OSU led 46-32 at halftime, helped by 18 points from Miller and a commanding 28-13 rebounding margin.
- The Cowboys started the second half with another 22-4 push. They held the Panthers scoreless over the last five minutes in that stretch, which was capped by an **Isaiah Coleman** steal and dunk to make it a 68-36 game with 12:10 to play.
- The Cowboys finished with a 54-31 rebounding margin and outscored the Panthers 23-5 on second-chances.
- Miller's first career 30-point game came on just 12 shots. He made five three-pointers and 9-of-11 free throws.

PRAIRIE VIEW A&M (2-2)


#	Name	Pts	FG	3Pt	FT	TR	PF	A	TO	B	S	MP
03	Tal'reon Joseph*	16	5-17	3-9	3-5	5	1	2	1	0	1	33
05	Doug Young*	10	4-10	2-4	0-0	4	3	2	2	0	0	27
12	Lance Williams*	7	3-6	1-2	0-0	1	3	3	1	0	1	38
13	Cory Wells*	4	2-6	0-1	0-0	6	2	0	4	1	1	24
25	Keeshawn Mason*	9	3-6	2-4	1-2	3	2	1	1	2	0	22
01	Isaiah Foster	0	0-0	0-0	0-0	0	0	0	0	0	0	1
02	Dontae Horne	5	2-9	0-1	1-2	2	1	4	2	0	1	19
04	Corey Dunning	2	1-2	0-1	0-0	1	1	1	0	1	0	11
10	Jannoy Thomas	0	0-0	0-0	0-0	0	0	0	0	0	0	2
15	Seryee Lewis	2	1-2	0-0	0-0	0	2	0	2	0	0	5
23	Elijah Mitchell	2	0-0	0-0	2-2	1	0	0	0	0	0	0
24	Marcel Bryant	10	4-6	1-2	1-3	2	2	0	1	1	0	17
TEAM						6	0	0				
TOTALS		67	25-64	9-24	8-14	31	18	13	12	7	4	
			FG	%	3Pt	%	FT	%				
1st Half		13-31	42%	4-12	33%	2-4	50%					
2nd Half		12-33	36%	5-12	42%	6-10	60%					
Game		25-64	39.1%	9-24	37.5%	8-14	57.1%					

OKLAHOMA STATE (3-0)

#4	Name	Pts	FG	3Pt	FT	TR	PF	A	TO	B	S	MP
04	Christian Coleman*	7	2-6	1-1	2-4	3	0	4	1	1	1	15
05	Vyctorius Miller*	30	8-12	5-8	9-11	3	3	2	2	0	1	29
22	Parsa Fallah*	10	5-9	0-0	0-0	7	1	1	1	1	1	19
24	Ryan Crotty*	7	2-6	1-4	2-3	7	1	2	0	0	0	16
25	Robert Jennings*	5	2-3	1-1	0-0	8	1	0	2	1	2	14
01	Kanye Clary	9	3-10	0-3	3-3	3	1	3	1	0	0	20
07	Kirk Cole	3	1-3	1-2	0-0	2	1	1	0	0	0	7
08	Daniel Guetta	2	1-4	0-1	0-0	1	1	1	0	0	1	19
13	Mekhi Ragland	4	2-4	0-0	0-1	3	0	0	0	0	1	3
19	Andrija Vukovic	4	2-2	0-0	0-1	2	2	0	2	2	0	16
21	Isaiah Coleman	7	3-9	0-2	1-2	3	3	1	2	1	2	17
72	Lefteris Mantzoukas	6	2-5	0-3	2-2	5	0	2	3	1	0	23
TEAM						7	0	0				
TOTALS		94	33-73	9-25	19-27	54	14	17	14	7	10	
			FG	%	3Pt	%	FT	%				
1st Half		16-38	42%	4-11	36%	10-13	77%					
2nd Half		17-35	49%	5-14	36%	9-14	64%					
Game		33-73	45.2%	9-25	36.0%	19-27	70.4%					

Officials: Doug Sirmons, De Selle Dean, Justin Shamion
 OSU led for 37:13, PVAMU led for 0:22 Ties: 1, Lead Changes: 2
 Largest: OSU by 32 (12:09 2h), PVAMU by 1 (10:07 1h)
 Start time: 7:01 p.m. CT Duration: 2:03 Attendance: 5,421

Points	Off TO	Paint	2nd Ch	F Brk	Bench
PVAMU	13	26	5	12	21
OKST	16	44	23	12	35

	A&M-Corpus Christi	69
	Oklahoma St	85
Game 4 Nov. 16, 2025 Stillwater Gallagher-Iba Arena		

	1st	2nd	Score
A&M-Corpus Christi	35	34	- 69
rv/- Oklahoma State	37	48	- 85

- **Anthony Roy** scored a game-high 15 points in his Cowboy debut, freshman forward **Lefteris Mantzoukas** notched his first career double-double and OSU pulled away in the second half to defeat **Steve Lutz's** former employer, Texas A&M-Corpus Christi.
- Roy, who missed the first three games due to injury, made five baskets in 15 minutes of work.
- Mantzoukas added 10 points and 10 rebounds.
- A&M-Corpus Christi tied the game at 37 with 19:38 to play in the game, but the Cowboys scored the next eight points in an eventual 36-12 push, capped by **Isaiah Coleman's** steal and dunk that gave them their largest lead of the day (73-49) with 7:25 remaining.
- Five Cowboys scored in double-figures. Four of them were reserves. The OSU bench accounted for 47 of the team's 85 total points.
- OSU held the visitors to 28.1% shooting in the second half and 36.1% for the game and won the rebounding battle, 44-30.

A&M-CORPUS CHRISTI (1-4)

##	Name	Pts	FG	3Pt	FT	TR	PF	A	TO	B	S	MP
00	D.A. Houston*	1	0-5	0-3	1-2	1	3	3	2	0	1	20
04	Kam Parker*	7	2-5	1-4	2-2	2	2	4	1	0	2	26
06	Sheldon Williams*	9	4-7	1-1	0-0	5	2	1	1	0	1	22
10	Daniel Micheline-Jackson*	2	0-4	0-1	2-2	3	0	0	1	0	0	16
22	Frank Yelma*	9	3-10	0-3	3-4	7	1	2	3	1	2	25
01	Nicholas Shogbonyo	13	3-6	2-5	5-6	0	4	1	1	0	3	15
02	Leo Torbor	5	1-2	0-0	3-4	1	1	1	1	0	0	13
03	Mason Gibson	7	3-8	1-2	0-0	0	2	1	0	0	1	20
05	Devon Kobi Pearson	5	2-5	0-0	1-2	2	3	1	1	0	0	16
08	Bryson Wheatfall	4	2-4	0-0	0-0	0	1	0	1	0	2	5
11	Jaden Haire	7	2-5	0-0	3-4	3	3	0	2	0	0	17
14	Cedric Horton	0	0-0	0-0	0-0	1	0	0	0	0	0	3
TEAM						6	0	0				
TOTALS		69	22-61	5-19	20-26	30	23	14	14	1	12	
			FG	%	3Pt	%	FT	%				
1st Half		13-29	45%	4-8	50%	5-8	63%					
2nd Half		9-32	28%	1-11	09%	15-18	83%					
Game		22-61	36.1%	5-19	26.3%	20-26	76.9%					

Box Scores / Recaps

	South Florida	95
	Oklahoma St	103
Game 5 Nov. 19, 2025 Stillwater Gallagher-Iba Arena		

	1st	2nd	Score
South Florida	45	50	- 95
Oklahoma State	44	59	- 103

- **Vyctorius Miller** scored 14 of his 24 points after halftime, and **Kanye Clary** dished out a career-high 11 assists to help OSU pull away from USF in the seventh-highest scoring regulation game in Gallagher-Iba Arena history (198 points).
- Miller knocked down all four of his three-point attempts for the Cowboys, who shot a blistering 59.4% from the field—including 67% in the second half—to erase an early 13-point deficit.
- Trailing 44-31 with 4:09 left in the first half, OSU closed on a 13-1 run to cut the margin to one at the break.
- The momentum carried over, as the Cowboys erupted for 59 second-half points, connecting on 22-of-33 shots from the field and 7-of-11 from beyond the arc.
- Clary added 12 points and finished three rebounds shy of a triple-double. His 11 assists mark the first double-digit assist performance by a Cowboy since **Isaac Likekele** on Feb. 6, 2020, against TCU.

SOUTH FLORIDA (3-2)

##	Name	Pts	FG	3Pt	FT	TR	PF	A	TO	B	S	MP
05	Joseph Pinion*	20	6-11	2-4	1	4	1	3	0	4	3	31
07	Caleb Sanders*	0	0-0	0-0	0-0	0	0	0	0	0	0	4
08	Josh Omojajo*	9	1-7	0-4	7-12	7	0	3	3	0	1	31
11	CJ Brown*	24	9-11	1-1	5-5	3	10	4	0	3	36	36
35	Izaiah Nelson*	5	2-2	0-0	1-3	2	5	0	2	1	0	11
02	Wes Enis	20	7-19	4-13	2-2	5	4	1	1	1	2	36
03	Isaiah Jones	14	4-10	4-9	2-2	6	5	1	1	1	3	29
06	Daimion Collins	3	1-3	0-1	1-2	6	3	0	0	0	0	11
09	Gavin Hightower	0	0-1	0-0	0-0	1	2	1	1	0	0	10
10	Tristan Beckford	0	0-0	0-0	0-0	0	0	0	0	0	0	0
TEAM						4	0	0				
TOTALS		95	30-64	15-39	20-30	35	26	17	15	3	13	

	FG	%	3Pt	%	FT	%
1st Half	15-35	43%	7-21	33%	8-12	67%
2nd Half	15-29	52%	8-18	44%	12-18	67%
Game	30-64	46.9%	15-39	38.5%	20-30	66.7%

OKLAHOMA STATE (5-0)

##	Name	Pts	FG	3Pt	FT	TR	PF	A	TO	B	S	MP
01	Kanye Clary*	12	5-9	2-3	0-0	7	0	11	4	1	1	34
05	Vyctorius Miller*	24	7-11	4-4	6-7	5	1	2	4	1	1	34
21	Isaiah Coleman*	8	4-7	0-2	0-0	4	3	2	2	4	23	
22	Parsa Fallah*	14	5-5	0-0	4-6	4	4	1	1	0	0	28
72	Leferis Mantzoukas*	8	3-6	2-3	0-0	2	5	1	0	0	0	17
00	Jaylen Curry	7	3-7	0-2	1-2	3	1	2	4	0	0	13
04	Christian Coleman	15	5-7	0-1	5-9	2	2	0	1	0	0	25
09	Anthony Roy	15	6-11	3-7	0-2	3	4	0	2	0	1	16
19	Andrija Vukovic	0	0-1	0-0	0-0	1	1	1	0	0	1	10
24	Ryan Crotty	0	0-0	0-0	0-0	0	0	0	0	0	0	1
	TEAM					6	0	1				
	TOTALS	103	38-64	11-22	16-26	37	21	20	19	1	8	

	FG	%	3Pt	%	FT	%
1st Half	16-31	52%	4-11	36%	8-16	50%
2nd Half	22-33	67%	7-11	64%	8-10	80%
Game	38-64	59.4%	11-22	50.0%	16-26	61.5%

Officials: Doug Simmons, Randy McCall, Jason Garretson
OSU led for 28:11, USF led for 11:04 Ties: 1, Lead Changes: 8
Largest: OSU by 11 (1:39 2h), USF by 13 (5:18 1h)
Start time: 7:01 p.m. CT Duration: 2:19 Attendance: 5,848

Points	Off TO	Paint	2nd Ch	F Brk	Bench
USF	23	30	13	20	37
OKST	19	44	10	17	37

	Nicholls	81
	Oklahoma St	95
Game 6 Nov. 22, 2025 Stillwater Gallagher-Iba Arena		

	1st	2nd	Score
Nicholls	32	49	- 81
Oklahoma State	47	48	- 95

- **Jaylen Curry** scored a career-high 30 points to go with 10 assists and OSU remained unbeaten with a 95-81 victory over Nicholls.
- Curry's 30 points were the most ever by a Cowboy reserve – part of a 56-point effort by the OSU bench. He also became the first OSU player ever to record a 30-10 (point-assist) stat line.
- The Cowboys led by 15 at halftime and by as many as 24 points near the 8:00-mark of the second half.
- **Parsa Fallah** (12 points) and **Ryan Crotty** (11) also finished in double-figures for OSU, which shot 52.5% from the field and converted 25-of-27 free throws (.926).
- **Jalik Dunkley** paced Nicholls with 22 points and 12 rebounds.

NICHOLLS (0-5)

##	Name	Pts	FG	3Pt	FT	TR	PF	A	TO	B	S	MP
00	Jalin Rice*	4	2-2	0-0	0-0	1	1	1	2	0	0	20
02	Christian Winborne*	9	3-16	3-13	0-0	7	3	1	2	0	0	29
05	Sincere Malone*	18	6-9	3-5	3-3	4	2	5	4	0	4	39
07	Grant Sanders*	2	1-4	0-2	0-0	0	4	3	1	1	0	10
22	Jalik Dunkley*	22	9-13	0-2	4-7	12	1	2	2	1	0	39
01	Trae English	13	4-13	1-5	4-6	4	2	3	2	0	2	30
09	Zaiden Cross	13	5-12	3-10	0-1	4	0	3	3	0	1	23
21	Nick Crass	0	0-0	0-0	0-0	0	2	0	0	0	1	9
TEAM						2	0	0				
TOTALS		81	30-69	10-37	11-17	34	15	18	16	2	8	

	FG	%	3Pt	%	FT	%
1st Half	13-33	39%	3-16	19%	3-4	75%
2nd Half	17-36	47%	7-21	33%	8-13	62%
Game	30-69	43.5%	10-37	27.0%	11-17	64.7%

OKLAHOMA STATE (6-0)

##	Name	Pts	FG	3Pt	FT	TR	PF	A	TO	B	S	MP
01	Kanye Clary*	4	1-3	1-3	1-2	0	0	2	1	0	2	13
21	Isaiah Coleman*	6	3-5	0-1	0-0	4	1	0	2	1	0	14
22	Parsa Fallah*	12	5-7	0-0	2-2	2	4	0	4	0	2	21
24	Ryan Crotty*	11	2-3	1-2	6-7	0	3	1	1	0	0	16
72	Leferis Mantzoukas*	6	2-4	2-3	0-0	3	1	1	1	0	0	23
00	Jaylen Curry	30	8-11	2-3	12-12	6	1	10	1	0	3	30
04	Christian Coleman	6	3-10	0-2	0-0	7	1	1	1	1	1	17
05	Vyctorius Miller	2	1-5	0-1	0-0	4	2	2	2	1	2	24
07	Kirk Cole	0	0-1	0-1	0-0	0	2	0	0	0	0	6
08	Daniel Guetta	0	0-0	0-0	0-0	0	0	0	0	0	0	1
09	Anthony Roy	10	4-8	2-4	0-0	1	0	0	1	1	0	16
19	Andrija Vukovic	8	2-2	0-0	4-4	6	0	1	1	0	0	19
TEAM						2	0	0				
TOTALS		95	31-59	8-20	25-27	35	15	18	15	4	10	

	FG	%	3Pt	%	FT	%
1st Half	15-29	52%	5-12	42%	12-13	92%
2nd Half	16-30	53%	3-8	38%	13-14	93%
Game	31-59	52.5%	8-20	40.0%	25-27	92.6%

Officials: Brooks Wells, Kipp Kissinger, John Jenkins Jr.
OSU led for 39:20, NICH led for 00:00 Ties: 0, Lead Changes: 0
Largest: OSU by 24 (12:09 2h)
Start time: 1:01 p.m. CT Duration: 2:00 Attendance: 4,703

Points	Off TO	Paint	2nd Ch	F Brk	Bench
NICH	15	36	15	16	26
OKST	26	46	4	15	56

	Oklahoma St	vs.
	Northwestern	
Game 7 Nov. 27, 2025 Chicago, Ill. United Center		

	1st	2nd	Score
rv/- Oklahoma State	39	47	- 86
Northwestern	40	41	- 81

- OSU defeated Northwestern in a game that began late Thanksgiving night and ended just a few minutes into Black Friday.
- **Jaylen Curry** scored 16 of his team-high 18 points before halftime for the Cowboys, who trailed 40-39 at the break before taking control midway through the second half.
- **Vyctorius Miller's** three-pointer with 8:44 to play, snapped a string of 12 straight Cowboy misses from beyond the arc and provided the last of 12 lead changes.
- Miller's make, quickly followed by three straight **Anthony Roy** triples, helped fuel a 16-4 run that turned a four-point deficit into an eight-point OSU advantage with just over 6:00 to play.
- Miller finished with 17 points to Roy's 16 and **Parsa Fallah** (13 pts, 11 reb) had a double-double.
- **Nick Martinelli**, reigning Big Ten scoring champ, paced Northwestern with 28 points.
- OSU's first ever meeting with Northwestern and first game inside the Chicago Bull's United Center, officially tipped at 9:51 p.m. CT -- the nightcap in a doubleheader that began with Duke and Arkansas.

OKLAHOMA STATE (7-0)

##	Name	Pts	FG	3Pt	FT	TR	PF	A	TO	B	S	MP
01	Kanye Clary*	6	1-6	0-3	4-4	0	1	5	1	1	3	29
05	Vyctorius Miller*	17	5-9	3-5	4-4	1	2	3	2	2	0	28
09	Anthony Roy*	16	5-13	3-7	3-3	6	3	0	1	0	1	28
22	Parsa Fallah*	13	5-9	0-1	3-7	11	4	2	3	0	0	24
72	Leferis Mantzoukas*	0	0-3	0-3	0-0	1	0	0	1	1	1	14
00	Jaylen Curry	18	6-11	0-2	6-9	3	2	4	2	0	0	21
04	Christian Coleman	10	3-7	0-0	4-4	3	5	0	0	0	0	21
19	Andrija Vukovic	2	1-1	0-0	0-0	2	2	1	1	0	0	9
21	Isaiah Coleman	4	1-3	0-0	2-2	3	4	3	0	0	0	22
24	Ryan Crotty	0	0-1	0-1	0-0	0	1	0	0	0	0	3
TEAM						9	0	0				
TOTALS		86	27-63	6-22	26-33	39	24	18	10	5	4	

	FG	%	3Pt	%	FT	%
1st Half	13-32	41%	2-12	17%	11-14	79%
2nd Half	14-31	45%	4-10	40%	15-19	79%
Game	27-63	42.9%	6-22	27.3%	26-33	78.8%

NORTHWESTERN (5-2)


##	Name	Pts	FG	3Pt	FT	TR	PF	A	TO	B	S	MP
02	Nick Martinelli*	28	12-16	1-1	3-5	10	2	2	1	0	1	37
04	Jayden Reid*	9	3-7	1-3	2-2	1	3	6	3	0	0	29
08	Tre Singleton*	6	1-7	0-5	4-4	7	2	5	2	2	0	34
22	Arrington Page*	11	3-7	0-2	5-7	7	3	1	1	1	1	27
44	Angelo Ciaravino*	14	6-9	1-3	1-5	2	5	2	0	0	1	29
01	Tyler Kropp	0	0-1	0-0	0-0	0	1	0	0	0	0	3
03	Jake West	0	0-1	0-0	0-0	0	2	0	0	0	1	9
10	Max Green	4	2-4	0-2	0-2	0	2	1	0	0	0	14
20	Justin Millins	2	1-1	0-0	0-0	0	0	0	2	0	0	2
24	K.J. Windham	7	0-3	0-2	7-7	1	1	1	0	0	0	17
TEAM						3	0	1				
TOTALS		81	28-56	3-18	22-30	31	21	18	10	3	4	

	FG	%	3Pt	%	FT	%
1st Half	12-27	44%	2-12	17%	14-20	70%
2nd Half	16-29	55%	1-6	17%	8-10	80%
Game	28-56	50.0%	3-18	16.8%	22-30	73.3%

Officials: Darron George, James Duke, Earl Walton
OSU led for 24:26, NW led for 13:14 Ties: 6, Lead Changes: 12
Largest: OSU by 8 (13:50 1h), NW by 6 (17:33 2h)
Start time: 9:51 p.m. CT Duration: 2:16 Attendance: 10,766

Points	Off TO	Paint	2nd Ch	F Brk	Bench
OKST	14	42	20	11	34
NW	11	38	15	14	13

Box Scores / Recaps

	Sam Houston	83
	Oklahoma St	93
Game 8 Dec. 2, 2025 Stillwater Gallagher-Iba Arena		

	1st	2nd	Score
South Florida	44	39	- 83
rv/rv Oklahoma State	37	56	- 93

- OSU overcame an early injury to its leading scorer, Vycorius Miller, and Sam Houston's 11 first-half threes to win by double-figures.
- Parsa Fallah** (24 points) and **Anthony Roy** (20) led the way for the Cowboys, who improved to 8-0 for the first time in 19 years.
- Sam Houston made 11-of-22 threes in the first half to go into the break up 44-37 but hit just 3-of-15 thereafter.
- OSU shot 65.5% in the second half and outscored the visitors 56-39 the rest of the way.
- Fallah contributed seven points during a 15-2 Cowboy run that turned a 51-45 deficit into a 60-53 advantage with just under 13:00 to play.
- The 6-foot-10 senior added eight more points over the final 5:42 to keep the Bearkats at bay.
- The Cowboys used size to their advantage, outscoring Sam Houston, 52-24, in the paint. They won the rebounding battle, 43-34, grabbing 40% of their own misses (14 of 35) en route to a 19-4 edge in second chance points.

SAM HOUSTON (5-3)

##	Name	Pts	FG	3Pt	FT	TR	PF	A	TO	B	S	MP
04	Kashie Natt*	9	4-9	1-1	0-0	6	1	2	0	1	1	28
05	Justin Begg*	5	2-7	1-5	0-0	2	1	5	5	0	1	25
08	Veljko Ilic*	5	2-4	0-0	1-2	4	3	3	3	0	1	24
25	Damon Nicholas Jr.*	7	2-9	1-5	2-2	5	3	2	1	0	1	25
35	Po'Boigh King*	20	7-13	6-12	0-0	1	3	1	2	0	0	31
02	Jacobe Coleman	5	2-4	1-2	0-0	2	1	2	0	0	1	11
10	Jaxon Ford	2	1-5	0-0	0-0	2	2	1	0	1	0	12
12	Matt Dann	0	0-0	0-0	0-0	2	0	0	0	1	0	3
13	Isaiah Manning	16	6-12	2-7	2-3	6	4	1	2	0	0	23
55	Jacob Walker	14	4-8	2-5	4-4	1	3	0	0	0	0	18
TEAM						3	0					
TOTALS		83	30-71	14-37	9-11	34	21	17	14	3	5	
			FG	%	3Pt	%	FT	%				
1st Half		16-33	48%	11-22	50%	1-2	50%					
2nd Half		14-38	37%	3-15	20%	8-9	89%					
Game		30-71	42.3%	14-37	37.8%	9-11	81.8%					

OKLAHOMA STATE (8-0)

##	Name	Pts	FG	3Pt	FT	TR	PF	A	TO	B	S	MP
01	Kanye Clary*	14	4-6	1-3	5-9	1	1	6	3	0	1	27
05	Vycorius Miller*	5	2-5	1-3	0-0	1	0	0	0	0	0	9
09	Anthony Roy*	20	6-11	3-5	5-5	8	1	5	3	0	0	32
22	Parsa Fallah*	24	10-13	0-0	4-7	7	0	0	3	0	3	33
72	Leferis Mantzoukas*	7	3-10	1-7	0-0	11	3	0	0	0	1	30
00	Jaylen Curry	10	4-9	0-3	2-3	3	1	6	2	0	0	27
04	Christian Coleman	2	1-3	0-1	0-0	0	0	0	0	0	0	8
19	Andrija Vukovic	3	1-1	0-0	1-2	1	0	0	1	0	0	7
21	Isaiah Coleman	8	3-8	0-1	2-2	7	3	0	1	0	0	27
TEAM						4	0					
TOTALS		93	34-66	6-23	19-28	43	9	17	15	0	5	
			FG	%	3Pt	%	FT	%				
1st Half		15-37	41%	2-14	14%	5-7	71%					
2nd Half		19-29	66%	4-9	44%	14-21	67%					
Game		34-66	51.5%	6-23	26.1%	19-28	67.9%					

Officials: Rick Crawford, Robert Felder, Keith Patterson
 OSU led for 17:15, SAM led for 19:39 Ties: 5, Lead Changes: 11
 Largest: OSU by 10 (8:42 2h), SAM by 7 (10:46 1h)
 Start time: 7:01 p.m. CT Duration: 2:11 Attendance: 5,906

Points	Off To	Paint	2nd Ch	F Brk	Bench
SAM	9	24	4	18	40
OKST	17	52	19	18	23

	Oklahoma St	84
	Grand Canyon	78
Game 9 Dec. 6, 2025 Phoenix, Ariz. Mortgage Matchup Center		

	1st	2nd	Score
rv/rv Oklahoma State	42	42	- 84
Grand Canyon	39	39	- 78

- OSU improved to 9-0 with a gritty win over GCU at the Phoenix Suns' Mortgage Matchup Center.
- Parsa Fallah** scored 25 points on 8-of-9 shooting to lead the Cowboys, who made 57% of their field goal attempts, including 65% after halftime.
- OSU trailed 67-64 with just under 8:00 remaining before mounting a 13-2 run, capped by **Christian Coleman's** basket, to make it a 77-69 game with 2:43 to play.
- Coleman matched his season-high with 16 points and **Anthony Roy** and **Jaylen Curry** tacked on 14-each.
- Kanye Clary** delivered two game-sealing plays over the final 14 seconds -- a triple that stretched a two-point lead to five, followed by a steal on GCU's final possession.
- Efe Demirel** scored 22 points on 10-of-11 shooting and grabbed eight rebounds for GCU, which became the first opponent to outrebound OSU this season (34-32).
- The game was part of a doubleheader -- the Jerry Colangelo Classic. Arizona State defeat Oklahoma in the nightcap.

OKLAHOMA STATE (9-0)

##	Name	Pts	FG	3Pt	FT	TR	PF	A	TO	B	S	MP
01	Kanye Clary*	6	2-7	1-3	1-4	0	2	4	3	0	2	24
09	Anthony Roy*	14	4-8	2-5	4-4	2	1	2	1	0	0	27
21	Isaiah Coleman*	6	3-6	0-2	0-0	2	3	1	1	0	0	29
22	Parsa Fallah*	25	8-9	0-0	9-10	6	3	3	2	1	0	31
72	Leferis Mantzoukas*	3	1-1	1-1	0-0	3	4	0	1	0	0	17
00	Jaylen Curry	14	5-9	0-0	4-7	3	0	4	0	0	1	30
04	Christian Coleman	16	7-11	0-1	2-3	6	2	0	1	1	1	23
19	Andrija Vukovic	0	0-0	0-0	0-0	3	2	0	2	0	0	9
24	Ryan Crotty	0	0-1	0-1	0-0	0	1	1	0	0	1	10
TEAM						7	0					
TOTALS		84	30-52	4-13	20-28	32	18	15	12	2	5	
			FG	%	3Pt	%	FT	%				
1st Half		15-29	52%	0-7	0%	12-14	86%					
2nd Half		15-23	65%	4-6	67%	8-14	57%					
Game		30-52	57.7%	4-13	30.8%	20-28	71.4%					

GRAND CANYON (5-4)

##	Name	Pts	FG	3Pt	FT	TR	PF	A	TO	B	S	MP
05	Brian Moore Jr.*	8	3-9	2-3	0-0	1	1	2	2	0	1	28
10	Jaden Henley*	14	4-12	0-5	6-8	6	4	2	2	0	1	34
11	Caleb Shaw*	19	8-14	3-6	0-2	3	1	4	1	0	0	32
17	Efe Demirel*	22	10-11	0-0	2-3	8	3	1	1	1	2	32
31	Nana Owusu-Anane*	3	1-6	1-4	0-0	7	1	1	2	0	0	18
02	Makai Williams	9	4-9	1-4	0-0	3	5	1	0	1	0	18
08	Dusty Stromer	3	1-4	1-4	0-0	0	2	1	0	0	1	24
32	Kaleb Smith	0	0-2	0-1	0-0	2	1	1	0	0	1	6
22	Wilhelm Breidenbach	0	0-1	0-1	0-0	2	3	3	0	0	0	8
TEAM						2	0					
TOTALS		78	31-68	8-28	8-13	34	21	20	9	1	7	
			FG	%	3Pt	%	FT	%				
1st Half		14-33	42%	5-16	31%	6-9	67%					
2nd Half		17-35	49%	3-12	25%	2-4	50%					
Game		31-68	45.6%	8-28	28.6%	8-13	61.5%					

Officials: Justin Shamion, Scott Brown, Gerald Williams
 OSU led for 28:06, GCU led for 9:22 Ties: 5, Lead Changes: 6
 Largest: OSU by 9 (18:16 2h), GCU by 6 (15:52 1h)
 Start time: 5:30 p.m. CT Duration: 2:11 Attendance: 4,856

Points	Off To	Paint	2nd Ch	F Brk	Bench
OKST	9	44	6	12	30
GCU	17	42	17	8	12

	Oklahoma	85
	Oklahoma St	76
Game 10 Dec. 13, 2025 Oklahoma City Paycom Center		

	1st	2nd	Score
Oklahoma	41	44	- 85
rv/rv Oklahoma State	35	41	- 76

- Oklahoma spoiled OSU's unbeaten start in the opener of a men's and women's Bedlam basketball doubleheader at the Paycom Center.
- Kanye Clary** finished with a team-high 18 points for OSU, which committed just five turnovers, and **Christian Coleman** (17 points) matched a career-best with four blocks.
- The Cowboys shot just 38% from the field, due in part to their struggles around the rim. Playing the majority of the day without injured center **Parsa Fallah**, they made just 10 of 26 layups.
- Xzayvier Brown** (21 points) and **Nijel Pack** (18) led the OU scoring.
- The Sooners hit nine first-half threes to build a 41-35 halftime lead and finished the game 13-of-33 from deep.
- Clary and Coleman combined for 30 second-half points to rally the Pokes. Coleman dunked on back-to-back possessions to put OSU up 53-51 with 11:32 to play.
- The Sooners answered with more timely shooting, knocking down 11 of their last 16 shots to close out a fourth straight Bedlam win.

OKLAHOMA (7-3)

##	Name	Pts	FG	3Pt	FT	TR	PF	A	TO	B	S	MP
01	Xzayvier Brown*	21	6-9	3-5	6-6	3	2	5	1	0	1	33
05	Mohamed Wague*	5	1-2	0-0	3-6	5	3	0	2	3	0	24
09	Nijel Pack*	18	6-14	4-9	2-2	6	1	2	2	0	0	31
13	Tae Davis*	9	4-11	0-1	1-2	10	1	4	2	0	0	27
35	Derrian Reid*	10	4-8	2-5	0-0	4	0	0	0	0	0	18
03	Jeff Nwankwo	2	1-2	0-1	0-0	0	0	0	0	0	0	3
07	Dayton Forsythe	4	0-2	0-0	4-4	3	2	2	1	0	1	16
08	Kai Rogers	2	1-1	0-0	0-0	2	1	1	0	1	0	13
12	Jadon Jones	9	3-9	3-9	0-0	4	2	1	1	0	1	27
22	Kuol Atak	5	2-5	1-3	0-0	0	1	0	0	1	0	8
TEAM						9	0					
TOTALS		85	28-63	13-33	16-20	46	13	15	9	5	3	
			FG	%	3Pt	%	FT	%				
1st Half		14-33	42%	9-18	50%	4-6	67%					
2nd Half		14-31	47%	4-15	27%	12-14	86%					
Game		28-63	44.4%	13-33	39.4%	16-20	80.0%					

OKLAHOMA STATE (9-1)

#	Name	Pts	FG	3Pt	FT	TR	PF	A	TO	B	S	MP
01	Knaye Clary*	18	6-13	1-5	5-5	3	2	4	1	0	0	27
05	Vycorius Miller*	13	4-12	3-6	2-2	3	2	0	0	0	1	35
09	Anthony Roy*	16	5-16	4-12	2-2	2	1	2	1	0	0	34
22	Parsa Fallah*	0	0-2	0-0	0-0	1	0	0	0	0	0	10
72	Lefteris Manztoukas*	2	1-4	0-2	0-0	5	1	0	1	0	0	15
00	Jaylen Curry	4	2-8	0-2	0-1	7	0	5	0	0	1	25
04	Christian Coleman	17	6-11	1-2	4-6	4	2	0	0	4	0	26
19	Andrija Vukovic	6	3-5	0-0	0-0	5	2	0	0	1	1	19
21	Isaiah Coleman	0	0-0	0-0	0-0	1	3	0	2	0	0	9
TEAM						5	0		0			
TOTALS		76	27-71	9-29	13-16	36	13	11	5	5	3	
			FG	%	3Pt	%	FT	%				
1st Half		13-35	37%	4-14	29%			5-7				71%
2nd Half		14-36	39%	5-15	33%			8-9				89%
Game		27-71	38.0%	9-29	31.0%			13-16				81.3%

Box Scores / Recaps

	Kansas City	79
	Oklahoma St	91
Game 11 Dec. 18, 2025 Stillwater Gallagher-Iba Arena		

	1st	2nd	Score
Kansas City	44	35	- 79
-/rv Oklahoma State	48	43	- 91

- Minus three starters, OSU played well enough in spurts to finish off Kansas City.
- Christian Coleman** scored a season-high 20 points and grabbed 10 rebounds OSU, which trailed as late as the 8:00-mark of the second half but held the visitors without a basket for more than five minutes during a decisive 14-1 run.
- OSU made its last 10 field goal attempts to finish at 58.1%. KC shot 37.3% but kept pace with 11 threes (more than double its season average).
- Playing without forwards **Parsa Fallah** and **Letferis Mantzoukas**, the Cowboys still won the rebounding battle, 41-29, and piled up 56 points in the paint, helped by strong performances from **Andrija Vukovic** (11 points, 5/5 FG) and **Benjamin Ahmed** (6 pts, 7 reb in 7 minutes).
- It was Vukovic's first career start and the collegiate debut for Ahmed, who missed the first 10 games to a foot injury. Ahmed needed less than two seconds to score his first basket, sticking back a missed free throw.
- Point guard **Kanye Clary** left the game after just 78 seconds due to injury.

KANSAS CITY (2-11)

##	Name	Pts	FG	3pt	FT	TR	PF	A	TO	B	S	MP
00	Karmello Branch*	18	6-19	4-12	2-3	2	1	4	2	0	3	35
01	Jayson Petty*	16	3-9	2-5	8-9	3	1	2	4	0	5	33
02	U'riyah Evans*	5	2-4	0-0	1-2	1	3	2	2	0	0	22
07	Kasheem Grady II*	14	5-13	4-8	0-0	6	1	1	2	0	0	33
33	Jerome Palm*	11	5-10	1-2	0-0	8	3	0	1	1	2	29
03	Jamaria Clark	7	2-6	0-2	3-3	0	3	1	0	0	0	18
04	Chris Dockery	2	0-2	0-1	2-2	4	2	1	0	0	1	19
23	Addarin Scott	6	2-4	0-0	2-3	4	2	0	0	3	0	11
TEAM						1	0	0				
TOTALS		79	25-67	11-30	18-22	29	16	13	12	4	11	

	FG	%	3Pt	%	FT	%
1st Half	14-29	48%	7-14	50%	9-12	75%
2nd Half	11-38	29%	4-16	25%	9-10	90%
Game	25-67	37.3%	11-30	36.7%	18-22	81.8%

OKLAHOMA STATE (10-1)

##	Name	Pts	FG	3pt	FT	TR	PF	A	TO	B	S	MP
01	Kanye Clary*	0	0-0	0-0	0-0	0	0	1	0	0	2	1
04	Christian Coleman*	20	8-12	0-2	4-6	10	3	2	3	2	2	37
05	Victorius Miller*	13	5-12	1-5	2-3	2	4	3	4	1	2	33
09	Anthony Roy*	18	7-12	3-6	1-1	6	2	1	4	1	1	31
19	Andrija Vukovic*	11	5-5	0-0	1-2	3	3	1	0	0	0	22
00	Jaylen Curry*	13	4-9	1-1	4-4	2	2	7	2	1	1	31
07	Kirk Cole	0	0-0	0-0	0-0	1	1	0	0	0	0	4
08	Daniel Guetta	0	0-0	0-0	0-0	1	0	0	1	0	0	3
13	Mekhi Ragland	2	1-2	0-0	0-0	2	1	0	1	0	0	3
21	Isaiah Coleman	8	3-6	0-0	2-3	5	2	1	0	0	0	20
23	Benjamin Ahmed	6	3-4	0-0	0-0	7	0	0	0	0	0	7
24	Ryan Crotty	0	0-0	0-0	0-0	1	1	1	0	0	0	8
TEAM						2	0	1				
TOTALS		91	36-62	5-14	14-19	41	19	18	16	5	8	

	FG	%	3Pt	%	FT	%
1st Half	20-33	61%	2-7	29%	6-10	60%
2nd Half	16-29	55%	3-7	43%	8-9	89%
Game	36-62	58.1%	5-14	35.7%	14-19	73.7%

Officials: Doug Simons, Kipp Kissinger, John Jenkins Jr.
OSU led for 37:36, KC led for 1:58 Ties: 0, Lead Changes: 4
Largest: OSU by 15 (2:46 2h), KC by 1 (12:27 2h)
Start time: 7:01 p.m. CT Duration: 2:03 Attendance: 4,460

Points	Off TO	Paint	2nd Ch	F Brk	Bench
UMKC	18	28	9	17	15
OKST	21	56	7	27	29

	Cal St Fullerton	89
	Oklahoma St	94
Game 12 Dec. 21, 2025 Stillwater Gallagher-Iba Arena		

	1st	2nd	Score
Cal St. Fullerton	34	55	- 89
-/rv Oklahoma State	50	44	- 94

- The trio of **Anthony Roy**, **Victorius Miller** and **Christian Coleman** all topped 20 points and combined for 12 of Oklahoma State's 14 three-pointers in a wire-to-wire win over Cal State Fullerton that was anything but comfortable.
- Roy hit six of the Cowboys' school record 12 first-half threes. They led 50-34 at the intermission, only for Fullerton to fight all the way back to within a point near the 4:00-mark.
- Down 92-89 with 5 seconds remaining, the Titans missed two free throws but secured the rebound, setting a potential game-tying shot. Instead, they were whistled for a technical foul after calling a timeout that they did not have. Roy nailed two free throws for the final margin.
- Both teams shot exactly 50.8% from the field. The Cowboys made a 14-of-31 (.467) threes to Fullerton's 12-of-26 (.462).

CAL ST. FULLERTON (5-8)

##	Name	Pts	FG	3pt	FT	TR	PF	A	TO	B	S	MP
03	Josh Ward*	14	3-7	3-3	5-11	4	4	6	2	0	2	35
07	Christian Williams*	18	6-10	6-10	0-0	5	3	4	0	0	1	36
12	Bryce Cofield*	8	3-7	0-1	2-4	4	4	1	4	1	0	24
13	J. De La Cruz Monegro*	20	9-17	1-6	1-2	2	3	4	1	0	3	35
24	Kendrick De Luna*	6	3-5	0-0	0-0	0	4	1	2	0	0	14
01	David White	2	1-2	0-1	0-1	1	2	1	0	0	1	18
32	Jaden Henderson	2	1-3	0-2	0-0	3	0	0	3	0	1	13
99	Landon Seaman	19	4-8	2-3	9-16	13	0	2	2	0	0	25
TEAM						3	0	0				
TOTALS		89	30-59	12-26	17-34	35	20	19	14	1	8	

	FG	%	3Pt	%	FT	%
1st Half	13-30	43%	3-13	23%	5-15	33%
2nd Half	17-29	59%	9-13	69%	12-19	63%
Game	30-59	50.8%	12-26	46.2%	17-34	50.0%

OKLAHOMA STATE (11-1)

##	Name	Pts	FG	3pt	FT	TR	PF	A	TO	B	S	MP
00	Jaylen Curry*	4	2-4	0-0	0-0	2	2	7	2	0	4	23
04	Christian Coleman*	20	7-13	2-7	4-6	5	4	4	3	0	2	37
05	Victorius Miller*	20	6-9	4-6	4-7	6	3	0	3	0	0	25
09	Anthony Roy*	22	6-13	6-10	4-4	4	0	1	2	0	0	24
19	Andrija Vukovic*	2	1-4	0-0	0-0	7	4	1	0	0	0	16
07	Kirk Cole	3	1-3	1-3	0-0	0	0	0	0	0	0	5
08	Daniel Guetta	4	2-3	0-1	0-0	0	0	0	1	1	0	0
13	Mekhi Ragland	0	0-2	0-1	0-0	3	2	1	0	0	1	12
21	Isaiah Coleman	16	7-11	0-0	2-4	5	2	1	4	1	2	29
23	Benjamin Ahmed	0	0-1	0-0	0-0	1	3	0	1	1	0	8
24	Ryan Crotty	3	1-2	1-2	0-0	1	1	0	1	0	0	7
TEAM						1	0	0				
TOTALS		94	33-65	14-30	14-21	35	21	16	17	2	9	

	FG	%	3Pt	%	FT	%
1st Half	19-39	49%	12-24	50%	0-1	00%
2nd Half	14-26	54%	2-6	33%	14-20	70%
Game	33-65	50.8%	14-30	46.7%	14-21	66.7%

Officials: Tommy Johnson, Keith Patterson, DG Nelson
OSU led for 39:50, CSF led for 0:00 Ties: 0, Lead Changes: 0
Largest: OSU by 18 (19:33 2h)
Start time: 1:01 p.m. CT Duration: 2:10 Attendance: 5,727

Points	Off TO	Paint	2nd Ch	F Brk	Bench
CSF	27	34	14	30	23
OKST	23	32	9	14	26

	Bethune-Cookman	77
	Oklahoma St	103
Game 13 Dec. 29, 2025 Stillwater Gallagher-Iba Arena		

	1st	2nd	Score
Bethune-Cookman	38	39	- 77
-/rv Oklahoma State	50	53	- 103

- Anthony Roy** sank all 15 free throw attempts on his way to a season-high 27 points to lift OSU to its 10th straight home win.
- After missing parts of three games to injury, **Parsa Fallah** returned to form with a double-double (12 pts, 10 reb).
- The Cowboys scored the last six points before halftime and the first eight coming out of the locker room to build a 20-point advantage and led by as many as 29 down the stretch.
- Both sides shot similar percentage (OSU 47.1%, B-C 46.4%), but OSU logged 12 extra field goal attempts and 20 more free throws, helped by lopsided margins in both the rebounding (+7) and turnover columns (+11, 19-8).
- OSU outscored Bethune-Cookman 31-2 off takeaways and 52-22 in the paint.
- Six Cowboys finished in double-figures with Roy and Fallah joined by **Isaiah Coleman** (12), **Jaylen Curry** (11) and **Kanye Clary** (10).

BETHUNE-COOKMAN (3-10)

##	Name	Pts	FG	3pt	FT	TR	PF	A	TO	B	S	MP
00	Jakobi Heady*	16	5-9	1-2	5-5	2	2	1	2	0	0	35
02	Rickey Mitchell Jr.*	3	1-8	1-7	0-1	4	5	5	6	1	2	22
05	Quentin Heady*	17	5-8	3-3	4-6	5	4	4	2	3	0	26
23	Daniel Rouzan*	16	6-9	0-0	4-6	3	4	3	2	0	0	25
25	Tyler Andrews*	15	5-8	3-6	2-2	5	4	2	1	0	1	19
01	Seneca Willoughby	3	1-2	1-1	0-0	2	0	2	0	3	1	16
04	Ariel Bland	6	3-3	0-0	0-0	7	3	2	1	2	0	29
11	Jordan Johnson	1	0-7	0-7	1-2	1	4	1	0	0	0	22
12	Dailon Minor	0	0-2	0-0	0-0	1	2	1	1	0	0	5
TEAM						3	0	1				
TOTALS		77	26-56	9-26	16-22	33	28	21	19	7	4	

	FG	%	3Pt	%	FT	%
1st Half	12-26	46%	3-12	25%	11-16	69%
2nd Half	14-30	47%	6-14	43%	5-6	83%
Game	26-56	46.4%	9-26	34.6%	16-22	72.7%

OKLAHOMA STATE (12-1)

##	Name	Pts	FG	3pt	FT	TR	PF	A	TO	B	S	MP
00	Jaylen Curry*	11	4-10	1-2	2-2	2	3	5	1	0	4	29
04	Christian Coleman*	8	3-5	0-0	2-4	4	2	0	1	0	2	22
05	Victorius Miller*	18	5-8	2-3	6-7	2	3	3	3	0	2	26
09	Anthony Roy*	27	5-10	2-6	15-15	3	1	2	0	0	1	25
22	Parsa Fallah*	12	5-12	0-1	2-5	10	4	0	2	1	1	21
01	Kanye Clary	10	3-8	0-1	4-4	1	1	3	1	0	1	22
07	Kirk Cole	0	0-0	0-0	0-0	0	0	0	0	0	0	0
13	Mekhi Ragland	0	0-3	0-0	0-0	2	2	0	0	0	0	7
21	Isaiah Coleman	12	6-9	0-1	0-0	6	1	0	0	0	0	24
23	Benjamin Ahmed	5	1-3	0-0	3-5	3	1	1	0	2	0	13
24	Ryan Crotty	0	0-0	0-0	0-0	2	0	0	0	0	0	9
TEAM						5	0	0				
TOTALS		103	32-68	5-14	34-42	40	18	14	8	3	11	

	FG	%	3Pt	%	FT	%
1st Half	18-39	46%	2-9	22%	12-16	75%
2nd Half	14-29	48%	3-5	60%	22-26	85%
Game	32-68	47.1%	5-14	35.7%	34-42	81.0%

Officials: Tyler Kumpf, Eric Curry, Robert Felder
OSU led for 35:30, B-C led for 3:16 Ties: 4, Lead Changes: 4
Largest: OSU by 29 (3:00 2h), B-C by 5 (18:41 1h)
Start time: 7:01 p.m. CT Duration: 2:11 Attendance: 6,407

Points	Off TO	Paint	2nd Ch	F Brk	Bench
B-CU	2	22	6	14	10
OKST	31	52	21	22	27

Box Scores / Recaps

	Oklahoma St Texas Tech	80 102
Game 14 Jan. 3, 2026 Lubbock, Texas United Supermarkets Arena		

	1st	2nd	Score
rv/rv Oklahoma State	38	42	- 80
15/16 Texas Tech	46	56	- 102

- **Parsa Fallah** collected the 1,000th point of his collegiate career, but hot-shooting Texas Tech buried 17 threes on its way to a 102-80 victory in the Big 12 opener for both sides.
- **Anthony Roy** paced the Cowboys with his third straight 20-point performance -- 22 on 6-of-8 three-point shooting.
- Fallah added 20 points on 7-of-12 shooting. His 1,000th came on a free throw with 16:10 to play in the game.
- **J.T. Toppin** (23 points, 14 rebounds) and **Christian Anderson** (19 points, 13 assists) had double-doubles for the Red Raiders who made 17-of-37 threes -- tied for the most ever made by an OSU foe.
- Tech scored 56 second-half points to push an eight point halftime lead to as many as 22 late.

OKLAHOMA STATE (12-2, 0-1)

##	Name	Pts	FG	3pt	FT	TR	PF	A	TO	B	S	MP
01	Kanye Clary*	2	1-9	0-5	0-0	2	1	7	3	0	0	30
04	Christian Coleman*	3	1-5	0-2	1-1	4	2	0	1	0	0	13
05	Vyctorius Miller*	5	2-8	0-5	1-1	4	3	1	2	0	1	32
09	Anthony Roy*	22	7-10	6-8	2-2	8	4	0	1	0	1	34
22	Parsa Fallah*	20	7-12	1-2	5-8	5	1	0	0	0	2	25
00	Jaylen Curry	13	5-14	1-3	2-3	3	1	2	0	0	1	23
07	Kirk Cole	0	0-0	0-0	0-0	0	0	0	0	0	0	1
08	Daniel Guetta	0	0-0	0-0	0-0	0	0	0	0	0	0	1
21	Isaiah Coleman	4	2-5	0-1	0-0	3	0	0	0	0	0	13
23	Benjamin Ahmed	9	4-4	0-0	1-1	5	3	0	0	0	0	17
24	Ryan Crotty	2	0-0	0-0	2-3	1	1	0	1	1	0	9
TEAM						1	0	0				
TOTALS		80	29-67	8-26	14-19	36	16	10	8	1	5	

	FG	%	3Pt	%	FT	%
1st Half	14-37	38%	4-14	29%	6-8	75%
2nd Half	15-30	50%	4-12	33%	8-11	73%
Game	29-67	43.3%	8-26	30.8%	14-19	73.7%

TEXAS TECH (11-3, 1-0)

##	Name	Pts	FG	3pt	FT	TR	PF	A	TO	B	S	MP
03	Lejaun Watts*	19	6-11	1-3	6-7	9	3	2	3	0	0	32
04	Christian Anderson*	19	7-15	3-7	2-3	5	2	13	3	1	1	39
11	Jaylen Petty*	12	4-8	4-8	0-0	6	3	3	0	0	1	27
12	Donovan Atwell*	15	5-12	5-10	0-0	2	2	0	0	0	0	33
15	JT Toppin*	23	10-19	0-1	3-4	14	4	1	1	0	2	30
01	Tyreee Bryan	9	3-7	3-5	0-0	3	0	0	0	1	0	18
02	Jazz Henderson	0	0-0	0-0	0-0	0	0	2	0	0	0	1
06	Leon Horner	5	2-4	1-2	0-0	4	1	0	0	0	0	14
08	Nolan Groves	0	0-1	0-1	0-0	1	0	0	0	0	0	4
10	Jack Francis	0	0-0	0-0	0-0	0	0	0	0	0	0	1
TEAM						4	0	0				
TOTALS		102	37-77	17-37	11-14	48	15	21	7	2	4	

	FG	%	3Pt	%	FT	%
1st Half	16-38	42%	10-21	48%	4-4	100%
2nd Half	21-39	54%	7-16	44%	7-10	70%
Game	37-77	48.1%	17-37	45.9%	11-14	78.6%

Officials: Michael Greenstein, Gary Maxwell, Darron George
 OSU led for 0:52, TTU led for 37:52 Ties: 1, Lead Changes: 1
 Largest: OSU by 2 (19:34 1h), TTU by 22 (5:30 2h)
 Start time: 12:05 p.m. CT Duration: 1:56 Attendance: 13,175

Points	Off TO	Paint	2nd Ch	F Brk	Bench
OKST	9	36	9	5	28
TX TECH	10	38	18	9	14

	UCF Oklahoma St	76 87
Game 15 Jan. 6, 2026 Stillwater Gallagher-Iba Arena		

	1st	2nd	Score
25/rv UCF	32	44	- 76
-/rv Oklahoma State	41	46	- 87

- OSU turned up its defense down to stretch to put an end to No. 25 UCF's 11-game winning streak and improve to 11-0 at home.
- The Cowboys forced nine straight UCF misses during a 13-1 run that pushed a three-point lead to 15 with just under 4:00 remaining.
- **Parsa Fallah** scored a game-high 24 points and **Kanye Clary** flirted with a triple-double, finishing with 18 points, nine rebounds and eight assists.
- **Anthony Roy** added 15 points on 4-of-7 three-point shooting.
- The Cowboys made 10-of-19 threes and outscored the visitors 27-15 at the foul line.
- One of the nation's top offensive rebounding teams, UCF shot 37.5% from the field but held a 20-2 advantage in second-chance points.
- UCF was playing its first game with an AP top-25 ranking since 2019.

UCF (12-2, 1-1)

##	Name	Pts	FG	3pt	FT	TR	PF	A	TO	B	S	MP
01	Themus Fuls*	11	3-5	1-1	4-7	2	2	4	3	0	1	34
02	Riley Kugel*	15	6-14	2-6	1-1	4	3	4	0	0	2	27
04	Jamichael Stillwell*	13	6-11	0-3	1-2	5	4	4	1	0	1	30
07	John Bol*	2	1-3	0-0	0-0	1	1	0	1	0	1	10
99	Jordan Burks*	3	0-11	0-6	3-4	3	1	0	0	0	2	21
00	Jeremy Founena	5	2-2	0-0	1-2	2	3	0	3	0	0	9
03	George Beale Jr.	9	3-9	3-9	0-0	1	3	0	0	0	0	10
05	Kris Parker	0	0-0	0-0	0-0	1	0	0	1	0	0	1
11	Carmelo Pacheco	3	1-3	1-3	0-0	2	3	0	0	0	0	16
22	Chris Johnson	4	2-6	0-3	0-2	1	1	1	1	0	0	16
35	Devan Cambridge	11	3-8	0-2	5-5	11	4	2	1	2	2	26
TEAM						3	0	0				
TOTALS		76	27-72	7-33	15-23	36	25	15	11	3	8	

	FG	%	3Pt	%	FT	%
1st Half	11-35	31%	1-14	07%	9-12	75%
2nd Half	16-37	43%	6-19	32%	6-11	55%
Game	27-72	37.5%	7-33	21.2%	15-23	65.2%

OKLAHOMA STATE (13-2, 1-1)

##	Name	Pts	FG	3pt	FT	TR	PF	A	TO	B	S	MP
01	Kanye Clary*	18	6-11	3-6	3-3	9	3	8	4	0	0	30
05	Vyctorius Miller*	13	2-6	2-2	7-9	6	3	2	3	0	1	30
09	Anthony Roy*	15	4-10	4-7	3-4	7	2	1	3	1	1	35
22	Parsa Fallah*	24	8-13	1-1	7-8	4	1	0	0	0	0	33
23	Benjamin Ahmed*	0	0-3	0-0	0-0	2	3	0	1	0	0	9
00	Jaylen Curry	6	2-4	0-1	2-2	1	2	0	1	0	1	17
07	Kirk Cole	0	0-0	0-0	0-0	0	0	0	0	0	0	1
19	Andrija Vukovic	4	2-3	0-0	0-0	3	1	1	1	2	2	15
21	Isaiah Coleman	7	1-3	0-0	5-9	7	3	1	2	0	0	30
TEAM						0	0	0	1			
TOTALS		87	25-53	10-19	27-35	39	18	13	16	3	5	

	FG	%	3Pt	%	FT	%
1st Half	12-25	48%	5-10	50%	12-16	75%
2nd Half	13-28	46%	5-9	56%	15-19	79%
Game	25-53	47.2%	10-19	52.6%	27-35	77.1%

Officials: Kipp Kissinger, Michael Greenstein, Tommy Johnson
 OSU led for 35:47, UCF led for 1:37 Ties: 3, Lead Changes: 2
 Largest: OSU by 15 (3:35 2h), UCF by 5 (16:49 1h)
 Start time: 7:01 p.m. CT Duration: 2:12 Attendance: 5,057

Points	Off TO	Paint	2nd Ch	F Brk	Bench
UCF	21	34	20	14	32
OKST	14	26	2	4	17

	Oklahoma St Iowa St	40 42
Game 16 Jan. 10, 2026 Ames, Iowa Hilton Coliseum		

	1st	2nd	Score
-/rv Oklahoma State	40	31	- 71
3/3 Iowa State	42	41	- 83

- OSU became the latest victim in third-ranked ISU's school-record start.
- **Joshua Jefferson** (19 pts) led a group of five double-figure scorers for the 16-0 Cyclones.
- **Parsa Fallah** finished with 21 points and 11 rebounds and **Anthony Roy** added 19 points on five three-pointers for the Cowboys, who led by as many as nine midway through the first half.
- ISU's **Milan Momcilovic** scored 16 of his 18 points in the opening period, seven of them during a 14-4 run that erased OSU's early advantage.
- The Cyclones led 42-40 at halftime and took control with another 9-0 spurt early in the second half.
- OSU had the ball down six points near the 5:00-mark but missed a layup. **Tamin Lipsey** drilled a three on the opposite end, and the hosts maintained control the rest of the way.
- The Cowboys kept it close, despite playing without second-leading scorer, **Vyctorius Miller**, who missed the contest due to injury.
- OSU's 71 points were a season-low but also the most scored by any of the 10 Hilton Coliseum visitors this year.

OKLAHOMA STATE (13-3, 1-2)

##	Name	Pts	FG	3pt	FT	TR	PF	A	TO	B	S	MP
00	Jaylen Curry*	4	1-8	0-3	2-2	3	4	3	2	0	0	20
01	Kanye Clary*	11	3-6	2-3	3-3	4	4	6	4	0	0	36
04	Christian Coleman*	1	0-1	0-0	1-2	0	3	0	1	0	0	11
09	Anthony Roy*	19	5-13	5-12	4-5	3	3	2	2	1	0	33
22	Parsa Fallah*	21	8-12	1-3	4-5	11	3	3	1	0	2	36
19	Andrija Vukovic	6	3-4	0-0	0-0	1	1	1	1	2	1	21
21	Isaiah Coleman	6	1-4	0-1	4-4	0	1	1	1	0	0	24
23	Benjamin Ahmed	2	0-0	0-0	2-2	0	0	0	3	0	0	5
24	Ryan Crotty	1	0-0	0-0	1-3	0	2	0	0	0	0	2
TEAM						2	0	0				
TOTALS		71	21-48	8-22	21-26	26	21	16	15	3	5	

	FG	%	3Pt	%	FT	%
1st Half	10-22	45%	4-9	44%	16-19	84%
2nd Half	11-26	42%	4-13	31%	5-7	71%
Game	21-48	43.8%	8-22	36.4%	21-26	80.8%

IOWA STATE (16-0, 3-0)

##	Name	Pts	FG	3pt	FT	TR	PF	A	TO	B	S	MP
03	Tamin Lipsey*	11	4-9	1-3	2-2	3	4	4	1	0	4	24
05	Joshua Jefferson*	19	4-14	1-5	10-12	5	4	5	3	1	1	35
22	Milan Momcilovic*	18	6-10	3-5	3-3	4	1	0	1	0	1	32
23	Blake Buchanan*	10	4-8	0-0	2-4	6	2	3	1	0	0	28
27	Killyan Toure*	12	3-6	0-1	6-8	7	2	5	2	0	2	33
00	Nate Heise	0	0-2	0-1	0-0	4	1	0	0	0	2	28
01	Jamarion Batemon	0	0-1	0-1	0-0	0	1	0	0	0	0	2
11	Dominick Nelson	7	3-5	0-0	1-1	1	1	0	0	0	0	6
21	Dominik Pleta	6	3-3	0-0	0-0	4	2	0	1	0	0	9
TEAM						2	0	0				
TOTALS		83	27-58	5-16	24-30	36	18	17	10	1	10	

	FG	%	3Pt	%	FT	%
1st Half	13-29	45%	4-9	44%	12-14	86%
2nd Half	14-29	48%	1-7	14%	12-16	75%
Game	27-58	46.6%	5-16	31.3%	24-30	80.0%

Officials: D.J. Carstensen, Chris Pacsi, Michael Reed
 OSU led for 12:58, ISU led for 24:15 Ties: 5, Lead Changes: 5
 Largest: OSU by 9 (10:43 1h), ISU by 12 (2:36 2h)
 Start time: 3:10 p.m. CT Duration: 2:09 Attendance: 14,267

Points

Box Scores / Recaps

	Baylor Oklahoma St	94 79
Game 17 Jan. 13, 2026 Stillwater Gallagher-Iba Arena		

	1st	2nd	Score
Baylor	57	37	- 94
Oklahoma State	39	40	- 79

- Baylor's torrid shooting start helped put a stop to OSU's 11-game home winning streak.
- **Tounde Yessoufou** (game-high 23 points) and **Obi Agbim** (15) knocked down five threes apiece for the Bears, who became the first opponent ever to win 10 consecutive games in Gallagher-Iba Arena.
- Baylor shot 59% from the field, including 13-of-25 from deep, to OSU's 46.3% (10/25 3pt).
- The visitors scored on their first nine possessions of the game and 19 of their first 25 to build a 48-25 lead with 4:45 to play in the first half.
- The Bears had 57 points at the half (most ever by an OSU opponent in Big 12 play), fueled by a 73.3% field goal percentage and 9-of-14 three-point shooting.
- OSU surged early in the second half to make a game of it. **Anthony Roy** scored 11 points during an 18-5 Cowboy run that trimmed the deficit to 72-61 with just under 12:00 to play.
- OSU was within 10 after a **Jaylen Curry** triple with 8:00 left, but Baylor responded with another 14-5 spurt to put the game out of reach.
- **Parsa Fallah** paced the Pokes with team-highs 18 points and nine rebounds, and Roy added 17 points on five three-pointers.

BAYLOR (11-5, 1-3)

##	Name	Pts	FG	3pt	FT	TR	PF	A	TO	B	S	MP
05	Obi Agbim*	15	5-9	5-9	0-0	4	1	4	1	0	0	40
12	Michael Rataj*	19	7-11	0-1	5-5	7	2	4	1	0	0	36
24	Tounde Yessoufu*	23	11-17	1-4	0-1	5	1	0	2	0	3	31
43	Cameron Carr*	17	6-12	5-8	0-0	2	2	6	2	0	1	27
44	Caden Powell*	6	1-3	0-0	4-6	6	2	3	1	3	2	34
10	Issac Williams	14	5-7	2-3	2-2	4	2	1	3	1	0	26
46	James Nnaji	0	0-0	0-0	0-0	1	3	0	1	0	0	6
	TEAM	0				5	0		1			
	TOTALS	94	35-59	13-25	11-14	34	13	18	12	4	6	

	FG	%	3Pt	%	FT	%
1st Half	22-30	73%	9-14	64%	4-6	67%
2nd Half	13-29	45%	4-11	36%	7-8	88%
Game	35-59	59.3%	13-25	52.0%	11-14	78.6%

OKLAHOMA STATE (13-4, 1-3)

##	Name	Pts	FG	3pt	FT	TR	PF	A	TO	B	S	MP
01	Kanye Clary*	13	5-14	0-4	3-3	6	0	4	1	0	3	32
04	Christian Coleman*	6	3-7	0-1	0-0	2	2	2	2	0	1	27
05	Vyctorius Miller*	14	4-8	3-5	3-4	1	5	1	0	0	1	31
09	Anthony Roy*	17	6-15	5-12	0-0	4	1	4	2	0	0	34
22	Parsa Fallah*	18	9-15	0-0	0-1	9	1	0	1	1	2	28
00	Jaylen Curry	8	3-5	2-3	0-0	1	2	3	2	0	0	16
19	Andrija Vukovic	0	0-1	0-0	0-0	4	0	2	1	0	0	14
21	Isaiah Coleman	3	1-2	0-0	1-4	1	1	0	0	0	0	17
24	Ryan Crotty	0	0-0	0-0	0-0	0	0	0	0	0	0	0
	TEAM	0				3	0		1			
	TOTALS	79	31-67	10-25	7-12	31	12	16	10	1	7	

	FG	%	3Pt	%	FT	%
1st Half	15-32	47%	5-11	45%	4-6	67%
2nd Half	16-35	46%	5-14	36%	3-6	50%
Game	31-67	46.3%	10-25	40.0%	7-12	58.3%

Officials: Rick Crawford, Christopher Merlo, Deron White
 BU led for 39:24 Ties:0, Lead Changes: 0
 Largest: BU by 24 (16:47 2h)
 Start time: 8:10 p.m. CT Duration: 1:54 Attendance: 7,514

Points	Off TO	Paint	2nd Ch	F Brk	Bench
BAYLOR	12	40	12	12	14
OKST	16	34	15	15	11

	Kansas St Oklahoma St	- -
Game 18 Jan. 17, 2026 Stillwater Gallagher-Iba Arena		

	Oklahoma St TCU	- -
Game 19 Jan. 20, 2026 Fort Worth, Texas Schollmaier Arena		



COWBOY BASKETBALL

2025-26 PHOTO ROSTER



0

JAYLEN CURRY

G • 6-1 • Jr. • Charlotte, N.C.



1

KANYE CLARY

G • 6-0 • Jr. • Virginia Beach, Va.



4

CHRISTIAN COLEMAN

G • 6-8 • Sr. • Winnsboro, La.



5

VYCTORIUS MILLER

G • 6-5 • So. • Los Angeles, Calif.



7

KIRK COLE

G • 6-1 • Sr. • Yukon, Okla.



8

DANIEL GUETTA

G • 6-2 • Fr. • Kiryat Gat, Israel



9

ANTHONY ROY

G • 6-5 • Sr. • Oakland, Calif.



13

MEKHI RAGLAND

F • 6-11 • Fr. • Lilburn, Ga.



19

ANDRIJA VUKOVIC

F • 6-11 • So. • Belgrade, Serbia



21

ISAIAH COLEMAN

G • 6-5 • Jr. • Fredericksburg, Va.



22

PARSA FALLAH

F • 6-10 • Sr. • Amol, Iran



23

BENJAMIN AHMED

C • 6-10 • Fr. • Kogi State, Nigeria



24

RYAN CROTTY

G • 6-6 • Fr. • Holly Springs, N.C.



25

ROBERT JENNINGS II

F • 6-7 • Sr. • Desoto, Texas



72

LEFTERIS MANTZOUKAS

F • 6-9 • Fr. • Ioannina, Greece



2025-26 Oklahoma St. Men's Basketball Combined Team Statistics In Conference games

Page 1/1
as of Jan 14, 2026

Game Records

Record	Overall	Home	Away	Neutral
ALL GAMES	1-3	1-1	0-2	0-0
CONFERENCE	1-3	1-1	0-2	0-0
NON-CONFERENCE	0-0	0-0	0-0	0-0

Score by Periods

Team	1st	2nd	OT	TOT
Oklahoma St.	158	159	0	317
Opponents	177	178	0	355

Team Box Score

No. Player					Total		3-Point		F-Throw		Rebounds												
		GP-GS	MIN	AVG	FG-FGA	FG%	3FG-3FGA	3FG%	FT-FTA	FT%	OFF	DEF	TOT	AVG	PF	DQ	A	TO	BLK	STL	PTS	AVG	
22	FALLAH, Parsa	4-4	122:00	30.5	32-52	.615	3-6	.500	16-22	.727	12	17	29	7.3	6	0	3	2	1	6	83	20.8	
9	ROY, Anthony	4-4	136:40	34.2	22-48	.458	20-39	.513	9-11	.818	1	21	22	5.5	10	0	7	8	2	2	73	18.3	
1	CLARY, Kanye	4-4	127:58	32.0	15-40	.375	5-18	.278	9-9	1.000	1	20	21	5.3	8	0	25	12	0	3	44	11.0	
5	MILLER, Vyctorius	3-3	93:49	31.3	8-22	.364	5-12	.417	11-14	.786	2	9	11	3.7	11	1	4	5	0	3	32	10.7	
0	CURRY, Jaylen	4-1	87:43	21.9	11-31	.355	3-10	.300	6-7	.857	1	7	8	2.0	9	0	8	5	0	4	31	7.8	
21	COLEMAN, Isaiah	4-0	84:05	21.0	5-14	.357	0-4	.000	10-17	.588	1	10	11	2.8	5	0	2	3	0	0	20	5.0	
23	AHMED, Benjamin	3-1	30:42	10.2	4-7	.571	0-0	.000	3-3	1.000	5	4	9	3.0	6	0	0	4	0	0	11	3.7	
4	COLEMAN, Christian	3-3	51:07	17.0	4-13	.308	0-3	.000	2-3	.667	1	5	6	2.0	7	0	2	4	0	1	10	3.3	
19	VUKOVIC, Andrija	3-0	50:51	17.0	5-8	.625	0-0	.000	0-0	.000	4	4	8	2.7	2	0	4	3	4	3	10	3.3	
24	CROTTY, Ryan	2-0	11:49	5.9	0-0	.000	0-0	.000	3-6	.500	0	1	1	0.5	3	0	0	1	1	0	3	1.5	
7	COLE, Kirk	2-0	02:06	1.1	0-0	.000	0-0	.000	0-0	.000	0	0	0	0.0	0	0	0	0	0	0	0	0.0	
8	GUETTA, Daniel	1-0	01:10	1.2	0-0	.000	0-0	.000	0-0	.000	0	0	0	0.0	0	0	0	0	0	0	0	0.0	
Team											3	3	6					2					
Total		4	800		106-235	.451	36-92	.391	69-92	.750	31	101	132	33.0	67	1	55	49	8	22	317	79.3	
Opponents		4	800		126-266	.474	42-111	.378	61-81	.753	45	109	154	38.5	71	0	71	40	10	28	355	88.8	

Team Statistics

	OSU	OPP
Scoring		
Points per game	79.3	88.8
Scoring margin	-9.5	-
Field goals-att		
Field goal pct	.451	.474
3 point fg-att		
3-point FG pct	.391	.378
3-pt FG made per game	9.0	10.5
Free throws-att		
Free throw pct	.750	.753
F-Throws made per game	17.3	15.3
Rebounds		
Rebounds per game	33.0	38.5
Rebounding margin	-5.5	-
Assists		
Assists per game	13.8	17.8
Turnovers		
Turnovers per game	12.3	10.0
Turnover margin	-2.3	-
Assist/turnover ratio	1.1	1.8
Steals		
Steals per game	5.5	7.0
Blocks		
Blocks per game	2.0	2.5
Winning streak		
Home win streak	0	-
Attendance		
Home games-Avg/Game	2-6286	2-13721
Neutral site-Avg/Game	-	0-0

Team Results

Date	Opponent		Score	Att.
01/03/2026	at Texas Tech	L	80-102	13175
01/06/2026	UCF	W	87-76	5057
01/10/2026	at Iowa St.	L	71-83	14267
01/13/2026	Baylor	L	79-94	7514



2025-26 Oklahoma St. Men's Basketball Combined Team Statistics All games

Page 1/1
as of Jan 14, 2026

Game Records

Record	Overall	Home	Away	Neutral
ALL GAMES	13-4	11-1	0-2	2-1
CONFERENCE	1-3	1-1	0-2	0-0
NON-CONFERENCE	12-1	10-0	0-0	2-1

Score by Periods

Team	1st	2nd	OT	TOT
Oklahoma St.	726	777	0	1503
Opponents	676	697	0	1373

Team Box Score

No.	Player				Total		3-Point		F-Throw		Rebounds												
		GP-GS	MIN	AVG	FG-FGA	FG%	3FG-3FGA	3FG%	FT-FTA	FT%	OFF	DEF	TOT	AVG	PF	DQ	A	TO	BLK	STL	PTS	AVG	
9	ROY, Anthony	14-11	385:24	27.5	75-162	.463	48-105	.457	48-53	.906	9	50	59	4.2	25	0	21	23	5	6	246	17.6	
22	FALLAH, Parsa	15-15	366:46	24.5	87-139	.626	4-10	.400	48-69	.696	33	64	97	6.5	33	0	12	22	7	19	226	15.1	
5	MILLER, Vyctorius	15-14	402:39	26.8	67-132	.508	31-64	.484	58-70	.829	13	33	46	3.1	41	1	27	32	5	14	223	14.9	
0	CURRY, Jaylen	15-5	381:46	25.5	59-133	.444	9-34	.265	40-50	.800	2	48	50	3.3	26	0	68	20	1	22	167	11.1	
4	COLEMAN, Christian	16-8	351:41	22.0	64-121	.529	8-29	.276	32-48	.667	15	52	67	4.2	34	1	14	17	12	14	168	10.5	
1	CLARY, Kanye	16-13	377:54	23.6	44-118	.373	14-50	.280	38-48	.792	6	38	44	2.8	19	0	78	34	1	19	140	8.8	
21	COLEMAN, Isaiah	16-3	359:16	22.5	46-96	.479	1-19	.053	25-41	.610	15	52	67	4.2	33	0	15	23	3	13	118	7.4	
72	MANTZOUKAS, Lefteris	9-6	180:42	20.1	20-47	.426	8-29	.276	2-3	.667	7	36	43	4.8	19	1	5	10	3	2	50	5.6	
19	VUKOVIC, Andrija	15-2	231:04	15.4	27-39	.692	0-0	.000	15-21	.714	26	22	48	3.2	20	0	13	12	7	6	69	4.6	
25	JENNINGS, Robert	3-3	38:36	12.9	4-9	.444	1-2	.500	2-4	.500	3	9	12	4.0	6	0	0	3	1	3	11	3.7	
23	AHMED, Benjamin	6-1	59:28	9.9	8-15	.533	0-0	.000	6-8	.750	12	8	20	3.3	10	0	1	5	3	0	22	3.7	
24	CROTTY, Ryan	13-4	135:06	10.4	10-29	.345	7-24	.292	15-20	.750	3	20	23	1.8	19	0	6	3	1	2	42	3.2	
8	GUETTA, Daniel	7-0	60:48	8.7	4-10	.400	0-4	.000	1-2	.500	1	3	4	0.6	1	0	4	7	0	1	9	1.3	
13	RAGLAND, Mekhi	7-0	31:43	4.5	3-15	.200	0-1	.000	0-1	.000	3	10	13	1.9	6	0	1	1	0	2	6	0.9	
7	COLE, Kirk	10-0	37:07	3.7	2-9	.222	2-8	.250	0-0	.000	1	1	2	0.2	4	0	2	0	0	0	6	0.6	
Team											36	31	67				9						
Total		17	3400		520-1074	.484	133-379	.351	330-438	.753	185	477	662	38.9	296	3	267	221	49	123	1503	88.4	
Opponents		17	3400		475-1095	.434	168-501	.335	255-359	.710	186	416	602	35.4	336	5	281	216	64	116	1373	80.8	

Team Statistics

	OSU	OPP
Scoring	1503	1373
Points per game	88.4	80.8
Scoring margin	+7.6	-
Field goals-att	520-1074	475-1095
Field goal pct	.484	.434
3 point fg-att	133-379	168-501
3-point FG pct	.351	.335
3-pt FG made per game	7.8	9.9
Free throws-att	330-438	255-359
Free throw pct	.753	.710
F-Throws made per game	19.4	15.0
Rebounds	662	602
Rebounds per game	38.9	35.4
Rebounding margin	+3.5	-
Assists	267	281
Assists per game	15.7	16.5
Turnovers	221	216
Turnovers per game	13.0	12.7
Turnover margin	-0.3	-
Assist/turnover ratio	1.2	1.3
Steals	123	116
Steals per game	7.2	6.8
Blocks	49	64
Blocks per game	2.9	3.8
Winning streak	0	-
Home win streak	0	-
Attendance	71006	27442
Home games-Avg/Game	12-5917	2-13721
Neutral site-Avg/Game	-	3-8725

Team Results

Date	Opponent		Score	Att.
11/04/2025	Oral Roberts	W	95-71	6211
11/09/2025	Texas A&M	W	87-63	7501
11/12/2025	Prairie View	W	94-67	5421
11/16/2025	A&M-Corpus Christi	W	85-69	6251
11/19/2025	South Fla.	W	103-95	5848
11/22/2025	Nicholls	W	95-81	4703
11/27/2025	vs Northwestern	W	86-81	10766
12/02/2025	Sam Houston	W	93-83	5906
12/06/2025	vs Grand Canyon	W	84-78	4856
12/13/2025	vs Oklahoma	L	76-85	10552
12/18/2025	Kansas City	W	91-79	4460
12/21/2025	Cal St. Fullerton	W	94-89	5727
12/29/2025	Bethune-Cookman	W	103-77	6407
01/03/2026	at Texas Tech	L	80-102	13175
01/06/2026	UCF	W	87-76	5057
01/10/2026	at Iowa St.	L	71-83	14267
01/13/2026	Baylor	L	79-94	7514