

OSU COWBOYS

XII

2025 Baseball

Game Notes

Shriners Children's College Showdown • Feb. 14-16 • Arlington, Texas • Globe Life Field

#13 OKLAHOMA STATE COWBOYS

0-0 overall (0-0 Big 12)


National Ranking: 13 • NCAA RPI: n/a

Streak: n/a • H: 0-0 • A: 0-0 • N: 0-0

Head Coach: Josh Holliday, 13th Season at OSU (445-238-2)

OKLAHOMA
STATE

at



Tourney Opponents

#8 Clemson • Fri., Feb. 14 • 11 a.m.

Louisville • Sat., Feb. 14 • 3 p.m.

#13 Texas • Sun., Feb. 16 • 6:30 p.m.

BIG 12 STANDINGS

Team	Overall	Pct.	Big 12	Pct.
Oklahoma State	0-0	.000	0-0	.000
Arizona	0-0	.000	0-0	.000
Arizona State	0-0	.000	0-0	.000
Baylor	0-0	.000	0-0	.000
BYU	0-0	.000	0-0	.000
Cincinnati	0-0	.000	0-0	.000
Houston	0-0	.000	0-0	.000
Kansas	0-0	.000	0-0	.000
Kansas State	0-0	.000	0-0	.000
TCU	0-0	.000	0-0	.000
Texas Tech	0-0	.000	0-0	.000
UCF	0-0	.000	0-0	.000
Utah	0-0	.000	0-0	.000
West Virginia	0-0	.000	0-0	.000

QUICK FACTS

ATHLETICS COMMUNICATIONS

Assistant Director of Communications Wade McWhorter
Cowboy Baseball contact
E-mail address wade.mcwhorter@okstate.edu
Office phone (405) 744-7853
Cell phone (405) 612-5240

UNIVERSITY QUICK FACTS

Location Stillwater, OK 74078
Founded Dec. 25, 1890
Enrollment (Fall, 2024) 25,594
Nickname Cowboys
School Colors Orange & Black
Affiliation NCAA Division I
Conference Big 12
Interim President Dr. Jim Hess
Director of Intercollegiate Athletics Chad Weiberg
Senior Woman Administrator Karen Hancock
Faculty Athletics Representative Dr. Stephen Clarke
Ticket Office Phone (877) ALL-4-OSU
Website okstate.com

COWBOY BASEBALL HISTORY

First year of baseball 1909
All-time record 2,831-1,447-6 (.662)
All-time conference record 974-549 (.640)
Conference championships 35
Big 12 (1996-Present) 6
Big Eight (1958-95) 24
Missouri Valley (1925-57) 5
NCAA Regional appearances (last) 49 (2024)
NCAA Super Regional appearances (last) 5 (2019)
NCAA College World Series appearances (last) 20 (2016)

SHORT HOPS

- The Oklahoma State Cowboys begin the 2025 season, **the 114th in program history**, with a trip to **Arlington, Texas** to compete in the Shriners Children's College Showdown and the Amegy College Baseball Series at Globe Life Field.
- The Cowboys will open the season against **No. 8 Clemson** on Friday before battling **Louisville** on Saturday and closing the weekend against **No. 14 Texas**. On Tuesday, they will conclude the road trip against **Texas State**.
- OSU is **6-6 in season openers** under head coach Josh Holliday.
- Over the last three seasons, OSU has played 28 games at **Globe Life Field**. The Pokes are **17-11 all time** at the home of the Texas Rangers, going 5-5 in 2022, 5-4 in 2023 and 7-2 a year ago.
- OSU is the preseason **Big 12 Conference favorite** and is **ranked as high as #13** in the national preseason polls.
- The Cowboys are coming off their third-straight **40-win season** in 2024, finishing 42-19. They return six position starters from that team.
- Clemson** is ranked as high as **No. 8** in the preseason polls. The Tigers return two All-Americans - Cam Cannarella and Aidan Knaak - from last season's 44-win club that lost to Florida in an NCAA Super Regional.
- Erik Bakich** is in his third season as the Tigers' head coach after previous stints at Maryland and Michigan. He is 88-35 at CU and 486-349-1 overall.
- Louisville** is coming off a **32-24 season** in 2024 and returns leading hitter Zion Rose, a Freshman All-American a year ago, to the lineup.
- Dan McConnell** is in his 19th season as Louisville's head coach. He owns a 751-335-1 record and has led the Cardinals to 13 NCAA Regionals and five College World Series appearances.
- Texas** was 36-24 last season and lost in the NCAA College Station Regional. The **13th-ranked** Longhorns are led by Preseason All-Americans Jalin Flores, Max Belyeu and Ruger Riojas.
- The Longhorns are under the direction of **Jim Schlossnagle**, who is in his first season as head coach in Austin. In 23 seasons as a head coach, which includes stints at UNLV, TCU and Texas A&M, Schlossnagle owns a career record of 956-455.

GAME DAY

TV: FloCollege - www.flocollege.com
(Brant Freeman & Ty Harrington;
Ben Wilson & Pat Combs)
Radio: Cowboy Radio Network & The Varsity App
93.7 KSPI FM/780 AM Pete 94.3 FM/AM 780 (Sat.)
okla.state/GetVarsity (Rex Holt & Matt Davis)
Stats: okstate.statbroadcast.com
X: [@osubaseball](https://twitter.com/osubaseball) (in-game scoreboard/updates)

Series: vs. Clemson: Tied 4-4
Last: 6/5/16 in NCAA Clemson Regional; OSU won 9-2
Series: vs. Louisville: Cardinals lead, 4-2
Last: 6/2/13 in NCAA Louisville Regional; UL won, 12-3
Series: vs. Texas: Longhorns lead, 69-55
Last: 5/10/24 in Austin; OSU won, 7-2

2025 SCHEDULE & RESULTS

FEBRUARY

14	Friday	vs. Clemson#	Arlington, Texas	11 a.m.
15	Saturday	vs. Louisville#	Arlington, Texas	3 p.m.
16	Sunday	vs. Texas#	Arlington, Texas	6:30 p.m.
18	Tuesday	vs. Texas State#	Arlington, Texas	6:30 p.m.
21	Friday	UT Arlington	Stillwater, Okla.	4 p.m.
22	Saturday	UT Arlington	Stillwater, Okla.	1 p.m.
23	Sunday	UT Arlington	Stillwater, Okla.	1 p.m.
26	Wed.	vs. Abilene Christian@	Cleburne, Texas	6:30 p.m.
28	Friday	vs. Tennessee%	Houston, Texas	3:05 p.m.

MARCH

1	Saturday	vs. Texas A&M%	Houston, Texas	7:05 p.m.
2	Sunday	vs. Mississippi State%	Houston, Texas	2:05 p.m.
4	Tuesday	Winthrop	Stillwater, Okla.	4 p.m.
5	Wed.	Winthrop	Stillwater, Okla.	4 p.m.
7	Friday	Illinois State	Stillwater, Okla.	6 p.m.
8	Saturday	Illinois State	Stillwater, Okla.	6 p.m.
9	Sunday	Illinois State	Stillwater, Okla.	1 p.m.
11	Tuesday	at Dallas Baptist	Dallas, Texas	6:05 p.m.
14	Friday	West Virginia*	Stillwater, Okla.	6 p.m.
15	Saturday	West Virginia*	Stillwater, Okla.	6 p.m.
16	Sunday	West Virginia*	Stillwater, Okla.	1 p.m.
18	Tuesday	North Dakota State	Stillwater, Okla.	6 p.m.
19	Wed.	North Dakota State	Stillwater, Okla.	4 p.m.
21	Friday	at Utah*	Salt Lake City, Utah	7 p.m.
22	Saturday	at Utah*	Salt Lake City, Utah	3 p.m.
23	Sunday	at Utah*	Salt Lake City, Utah	1 p.m.
25	Tuesday	Wichita State	Stillwater, Okla.	6 p.m.
28	Friday	at Kansas*	Lawrence, Kan.	6 p.m.
29	Saturday	at Kansas*	Lawrence, Kan.	2 p.m.
30	Sunday	at Kansas*	Lawrence, Kan.	1 p.m.

APRIL

1	Tuesday	at Missouri State	Springfield, Mo.	6:30 p.m.
4	Friday	Kansas State*	Stillwater, Okla.	6 p.m.
5	Saturday	Kansas State*	Stillwater, Okla.	6 p.m.
6	Sunday	Kansas State*	Stillwater, Okla.	1 p.m.
8	Tuesday	Oral Roberts	Stillwater, Okla.	6 p.m.
11	Friday	at Arizona*	Tucson, Ariz.	8 p.m.
12	Saturday	at Arizona*	Tucson, Ariz.	8 p.m.
13	Sunday	at Arizona*	Tucson, Ariz.	2 p.m.
15	Tuesday	Oklahoma	Stillwater, Okla.	6 p.m.
18	Friday	Houston*	Stillwater, Okla.	6 p.m.
19	Saturday	Houston*	Stillwater, Okla.	6 p.m.
20	Sunday	Houston*	Stillwater, Okla.	1 p.m.
22	Tuesday	Dallas Baptist	Stillwater, Okla.	6 p.m.
25	Thursday	at Cincinnati*	Cincinnati, Ohio	5 p.m.
26	Friday	at Cincinnati*	Cincinnati, Ohio	2 p.m.
27	Saturday	at Cincinnati*	Cincinnati, Ohio	1 p.m.
29	Tuesday	at Oral Roberts	Tulsa, Okla.	6 p.m.

MAY

2	Friday	UCF*	Stillwater, Okla.	6 p.m.
3	Saturday	UCF*	Stillwater, Okla.	6 p.m.
4	Sunday	UCF*	Stillwater, Okla.	1 p.m.
9	Friday	at Baylor*	Waco, Texas	6:30 p.m.
10	Saturday	at Baylor*	Waco, Texas	2 p.m.
11	Sunday	at Baylor*	Waco, Texas	1 p.m.
15	Thursday	Arizona State*	Stillwater, Okla.	6 p.m.
16	Friday	Arizona State*	Stillwater, Okla.	6 p.m.
17	Saturday	Arizona State*	Stillwater, Okla.	1 p.m.
21-24	Wed.-Sat.	Big 12 Baseball Championship#	Arlington, Texas	TBA

JUNE

May 30-2	Fri.-Mon.	NCAA Regionals\$	TBD
6-9	Thurs.-Mon.	NCAA Super Regionals\$	TBD
13-23	Fri.-Mon.	College World Series!	Omaha, Neb.

Bold indicates home game • All times Central & subject to change

* — Big 12 Conference game & — Shriners Children's College Showdown # — Globe Life Field • Arlington, TX

% — Astros Foundation College Classic • Daikin Park • Houston, TX @ — La Moderna Field • Cleburne, TX

\$ — Campus Sites ! — Charles Schwab Field • Omaha, Neb.

HOLLIDAY vs. OPPONENTS

Team	Record
Abilene Christian	5-0
Alcorn State	6-0
Arizona	1-3
Arizona State	11-5
Arkansas	4-5
Arkansas-Pine Bluff	2-0
Auburn	0-1
Austin Peay	3-0
Baylor	19-11
Binghamton	1-0
Bowling Green	1-0
BYU	8-1
Cal Baptist	1-0
Cal State Fullerton	2-0
Central Arkansas	2-3
Central Michigan	3-0
Cincinnati	3-0
Clemson	2-0
Creighton	1-0
Dallas Baptist	8-7
East Tennessee State	3-0
Eastern Michigan	1-2
Florida	1-2
Gonzaga	1-3
Grand Canyon	8-4-1
Harvard	1-0
Houston	2-0
Illinois	1-3
Illinois State	3-0
Indiana State	2-1
Incarinate Word	3-0
Iona	4-0
Iowa	2-4
Kansas	21-10
Kansas State	27-7
Lamar	1-2
Little Rock	6-1
Louisville	0-1
Loyola Marymount	4-2
Manhattan	1-0
Marist	2-0
Mercer	2-1
Miami (Fla.)	1-1
Michigan	8-2
Mississippi State	0-0
Missouri	1-0
Missouri State	16-3
NJIT	3-0
Nebraska	5-0
New Mexico	4-1
New Orleans	2-0
Niagara	1-0
North Carolina	0-3
North Dakota State	0-0
Oakland	3-1
Oklahoma	37-14
Oral Roberts	7-14
Oregon State	3-2
Pacific	1-0
Prarie View A&M	2-0
Rutgers	1-0
Saint Louis	2-1
Sam Houston	1-3
San Diego	1-2
Seton Hall	4-1-1
South Carolina	2-0
South Florida	2-0
South Dakota State	2-1
Southeast Missouri State	3-0
Southeastern Louisiana	2-1
Southeastern Oklahoma St.	1-0
Stephen F. Austin	2-1
St. John's	1-1
Stetson	0-2
TCU	19-23
Texas	27-16
Texas A&M	1-0
Texas State	4-2
Texas Tech	17-23
UCF	2-3
UCLA	0-2
UConn	1-1
UC Davis	2-1
UC Irvine	0-2
UC Santa Barbara	1-2
ULM	0-1
UNCW	3-0
USC	1-0
UT Arlington	2-1
UTPA	7-2
Utah	1-0
Utah Tech	5-1
Vanderbilt	3-4
Washington	1-0
Washington State	1-0
West Virginia	23-16
Western Illinois	2-0
Wichita State	17-4
Winthrop	0-0
Wright State	4-1

Bold indicates 2025 opponent

2025 COWBOYS ROSTER

NUMERICAL ROSTER

No.	Name	Pos.	B/T	Ht.	Wt.	Yr.	Hometown (Previous College/High School)
1	Brock Thompson	INF	L/R	6-0	189	Fr.	Bakersfield, Calif. (Liberty HS)
2	Aidan Meola	INF	R/R	6-2	212	Sr.	Palm Beach Gardens, Fla. (Palm Beach Gardens HS)
3	Donovan LaSalle	OF	R/R	6-2	198	So.	Lake Charles, La. (Barbe HS)
4	Brayden Smith	INF/OF	L/R	6-0	190	Jr.	Omaha, Neb. (Iowa Western CC/Millard South HS)
5	Garrett Shull	OF	S/R	6-2	200	Fr.	Enid, Okla. (Enid HS)
6	Drew Culbertson	INF	R/R	6-0	174	So.	Greenwood, Ind. (Missouri/Center Grove HS)
7	Avery Ortiz	INF	R/R	5-11	1892	So.	Tulsa, Okla. (Union HS)
8	Ian Daugherty	C	R/R	6-2	214	Sr.	Kingfisher, Okla. (Kingfisher HS)
10	Nolan Schubart	OF/1B	L/R	6-5	234	Jr.	Durand, Mich. (Orchard Lake Saint Mary's Prep)
12	Colin Brueggemann	1B	L/R	6-6	229	Sr.	Smithton, Ill. (Johnson County CC/Freeburg HS)
13	Kollin Ritchie	INF/OF	L/R	6-2	215	So.	Atoka, Okla. (Atoka HS)
14	Alex Conover	INF/OF	L/R	6-4	195	So.	Tuttle, Okla. (Cowley CC/Tuttle HS)
15	Harrison Bodendorf	LHP	R/L	6-5	200	Jr.	Temecula, Calif. (Hawaii/Temecula Valley HS)
16	Ethan Lund	LHP	R/L	6-6	214	Fr.	Fishers, Ind. (Hamilton Southeastern HS)
17	Elijah Alexander	INF/OF	R/R	6-2	195	Jr.	Moore, Okla. (Connors State JC/Westmoore HS)
18	Beau Sylvester	C/1B/OF	R/R	6-0	196	So.	Kailua, Hawaii (Kamehameha Kapalama HS)
19	Stormy Rhodes	RHP	R/R	6-4	190	Fr.	Kerrville, Texas (Tivy HS)
22	Gabe Davis	RHP	R/R	6-9	234	Jr.	Choctaw, Okla. (Choctaw HS)
23	Jayson Jones	INF/OF	R/R	6-2	213	Jr.	Savannah, Texas (Arkansas/Braswell HS)
24	Ryan Ure	LHP	R/L	6-8	235	Jr.	Eaton, Colo. (Eaton HS)
25	Ben Reiland	INF/OF	L/R	5-11	170	Fr.	Villa Park, Calif. (Orange Lutheran HS)
26	Noah Wech	RHP	R/R	6-1	200	Fr.	Manitowoc, Wisc. (Lincoln HS)
27	Matthew Brown	RHP	R/R	6-5	227	Fr.	Carlisle, Ontario, Canada (Waterdown HS)
28	Brennan Phillips	LHP	L/L	6-1	189	Jr.	Owasso, Okla. (Owasso HS)
30	Braylon Brooks	INF/RHP	R/R	5-9	188	Fr.	Tuttle, Okla. (Tuttle HS)
32	Drew Blake	LHP	L/L	6-2	203	Jr.	Stillwater, Okla. (Stillwater HS)
33	Sean Youngerman	RHP	R/R	6-3	230	Jr.	Valencia, Calif. (Westmont College/Chaminade College Prep)
34	Charlie Carter	C	R/R	6-3	206	So.	Little Rock, Ark. (Little Rock Christian)
35	Jake Kennedy	RHP	R/R	6-2	190	So.	Hennessey, Okla. (Enid HS)
38	Thomas Lieb	C	R/R	5-11	188	Fr.	Shadow Hills, Calif. (Maranatha HS)
39	Brex Caldwell	RHP	L/R	6-2	230	Fr.	Shady Point, Okla. (Panama HS)
40	Cale Sudderth	LHP	L/L	6-3	229	Fr.	Ardmore, Okla. (Lone Grove HS)
41	Kash Ferris	RHP	R/R	6-2	200	Fr.	Midwest City, Okla. (Carl Albert HS)
42	Jett Hope	RHP	R/R	6-4	223	Fr.	Bixby, Okla. (Bixby HS)
44	Tommy Allman	RHP	R/R	6-2	203	Sr.	Farmington Hills, Mich. (Jacksonville/Orchard Lake Saint Mary's Prep)
45	Landry Kyle	RHP	R/R	6-3	207	Sr.	Oklahoma City, Okla. (Seminole State JC/Heritage Hall HS)
48	Aaron Weber	RHP	R/R	6-5	214	Sr.	Edmond, Okla. (Oklahoma/Cowley County CC/Memorial HS)
52	Blake Julius	RHP	L/R	6-6	225	RS-Fr.	Mansfield, Texas (Legacy HS)
53	Bowen Bridges	RHP	R/R	6-1	201	Jr.	Edmond, Okla. (Heritage Hall HS)
56	Kyle Bade	LHP	L/L	5-10	190	So.	Plano, Texas (Plano Senior HS)
66	Mario Pesca	RHP	R/R	6-8	273	Jr.	Bronx, New York (St. John's/Cardinal Spellman HS)
77	Hunter Watkins	RHP	R/R	6-9	231	So.	Simi Valley, Calif. (Grand Canyon/Grace Brethren HS)

COACHES

9	Josh Holliday – Head Coach (13th Season)
37	Rob Walton – Assistant Coach (13th Season)
36	Mark Ginther – Assistant Coach (6th Season)
47	Victor Romero – Assistant Coach (9th Season)
	Hub Roberts - Director of Operations (2nd Season)
	Trey Cobb – Director of Player Development (1st Season)
	Garrett Bayliff – Strength & Conditioning/Sports Performance (3rd Season)
	Chris McKenzie – Athletic Trainer & Physical Therapist (2nd Season)
	Jack Montgomery – Director of Video & Analytics (3rd Season)
	David Mendham – Graduate Manager (2nd Season)
	Tyler Wulfert – Student Assistant (1st Season)

PRONUNCIATION GUIDE

Bade	body
Bodendorf	bo-den-dorf
Brueggemann	brig-a-men
Lieb	leeb
Aidan Meola	ay-den me-oh-la
Mario Pesca	marry-oh
Reiland	rye-lund
Schubart	shew-bert
Ure	yur
Weber	webber
Wech	weck

RADIO/TV CHART

								
1 Brock Thompson INF • L/R • 6-0, 189 FR • Bakersfield, CA	2 Aidan Meola INF • R/R • 6-2, 212 SR • Palm Beach Gardens, FL	3 Donovan LaSalle OF • R/R • 6-2, 198 SO • Lake Charles, LA	4 Brayden Smith INF/OF • L/R • 6-0, 190 JR • Omaha, NE	5 Garrett Shull OF • S/R • 6-2, 200 FR • Enid, OK	6 Drew Culberston INF • R/R • 6-0, 174 SO • Greenwood, IN	7 Avery Ortiz INF • R/R • 5-11, 192 SO • Tulsa, OK	8 Ian Daugherty C • R/R • 6-2, 214 SR • Kingfisher, OK	10 Nolan Schubart OF/1B • L/R • 6-5, 234 JR • Durand, MI
								
12 Colin Brueggemann 1B • L/R • 6-6, 229 SR • Smithton, IL	13 Kollin Ritchie INF/OF • L/R • 6-2, 215 SO • Atoka, OK	14 Alex Conover INF/OF • L/R • 6-4, 195 SO • Tuttle, OK	15 Harrison Bodendorf LHP • 6-5, 200 JR • Temecula, CA	16 Ethan Lund LHP • 6-6, 214 FR • Fishers, IN	17 Elijah Alexander INF/OF • R/R • 6-2, 195 JR • Moore, OK	18 Beau Sylvester C/1B/OF • R/R • 6-0, 196 SO • Kailua, HI	19 Stormy Rhodes RHP • 6-4, 190 FR • Kerrville, TX	22 Gabe Davis RHP • 6-9, 234 JR • Choctaw, OK
								
23 Jayson Jones INF/OF • R/R • 6-2, 213 JR • Savannah, TX	24 Ryan Ure LHP • 6-8, 235 JR • Eaton, CO	26 Noah Wech RHP • 6-1, 200 FR • Manitowoc, WI	27 Matthew Brown RHP • 6-5, 227 FR • Ontario, Canada	28 Brennan Phillips LHP • 6-1, 189 JR • Owasso, OK	30 Braylon Brooks INF/RHP • R/R • 5-9, 188 FR • Tuttle, OK	32 Drew Blake LHP • 6-2, 203 JR • Stillwater, OK	33 Sean Youngerman RHP • 6-3, 230 JR • Valencia, CA	34 Charlie Carter C • R/R • 6-3, 206 SO • Little Rock, AR
								
35 Jake Kennedy RHP • 6-2, 190 SO • Hennessey, OK	38 Thomas Lieb C • R/R • 5-11, 188 FR • Shadow Hills, CA	39 Brex Caldwell RHP • 6-2, 230 FR • Shady Point, OK	40 Cale Sudderth LHP • 6-3, 229 FR • Ardmore, OK	41 Kash Ferris RHP • 6-2, 200 FR • Midwest City, OK	42 Jett Hope RHP • 6-4, 223 FR • Bixby, OK	44 Tommy Allman RHP • 6-2, 203 SR • Farmington Hills, MI	45 Landry Kyle RHP • 6-3, 207 SR • Oklahoma City, OK	48 Aaron Weber RHP • 6-5, 214 SR • Edmond, OK
								
52 Blake Julius RHP • 6-6, 225 RS-FR • Mansfield, TX	53 Bowen Bridges RHP • 6-1, 201 JR • Edmond, OK	56 Kyle Bade LHP • 5-10, 190 SO • Plano, TX	66 Mario Pesca RHP • 6-8, 273 JR • Bronx, NY	77 Hunter Watkins RHP • 6-9, 231 SO • Simi Valley, CA				
								
9 Josh Holliday Head Coach 13th Season	37 Rob Walton Assistant Coach 13th Season	36 Mark Ginther Assistant Coach Sixth Season	47 Victor Romero Assistant Coach Ninth Season	Hub Roberts Director of Operations Second Season	Trey Cobb Dir. Player Development First Season	Chris McKenzie Athletic Trainer/ Physical Therapist Second Season	Garrett Bayliff Strength & Conditioning/ Sports Performance Third Season	David Mendham Graduate Manager Second Season

PROBABLE STARTING LINEUP

**1B** Colin
BRUEGGMANN
L/R | 6-6, 229 | Sr.

G-GS	Avg.	2B	3B	HR	RBI	SB
59-56	.251	13	1	14	50	0-1

- Two-time All-Big 12 Second Team selection
- Started 56 games at first base in 2024 after making 28 of his 31 starts at DH in 2023
- Posted a .300 batting average in Big 12 play last season and led the Cowboys with 31 RBIs in conference games
- Played freshman season at Johnson County CC, hitting .372 with 21 homers and 74 RBIs
- His dad, Dean, was a two-time MLB Draft pick (1995 & 1996), and the southpaw pitched in nearly 250 games in seven seasons in the Colorado Rockies organization

**2B** Brock
THOMPSON
L/R | 6-0, 189 | Fr.

G-GS	Avg.	2B	3B	HR	RBI	SB
------	------	----	----	----	-----	----

- One of 100 players to participate in the 2023 Prospect Development Pipeline League hosted by Major League Baseball and USA Baseball
- Dad, Allen, played baseball at Oklahoma City University and was an All-American and NAIA Player of the Year in 1994

**SS** Avery
ORTIZ
R/R | 5-11, 192 | So.

G-GS	Avg.	2B	3B	HR	RBI	SB
55-51	.258	9	0	9	34	6-8

- Played in 55 games as a freshman and started 51, with 48 of those starts coming at second base
- Had 13 multi-hit and eight multi-RBI games
- Went 3-for-4 with two doubles, two RBIs and three runs in Big 12 Championship semifinal win vs. UCF

**3B** Aidan
MEOLA
R/R | 6-2, 212 | Sr.

G-GS	Avg.	2B	3B	HR	RBI	SB
43-43	.329	12	0	10	47	0-1

- 2024 Honorable Mention All-Big 12
- Has battled injuries throughout career but appeared in career-high 43 games last season, starting games at DH, 2B, 3B & 1B
- His dad, Tony, played goalie for the U.S. Men's National Team in the 1990, 1994 and 2002 World Cups, and he was inducted into the United States Soccer Hall of Fame in 2012; Tony also played one season of college baseball at Virginia
- Brother, Jon, played baseball at Stetson

**C** Beau
SYLVESTER
R/R | 6-0, 196 | So.

G-GS	Avg.	2B	3B	HR	RBI	SB
5-5	.313	0	0	0	3	0-0

- Started first five games of 2024 before suffering season ending knee injury on a play at first base vs. Michigan (2/23)
- Originally signed with Washington but changed to OSU following a Huskies' coaching staff

**LF** Nolan
SCHUBART
L/R | 6-5, 234 | Jr.

G-GS	Avg.	2B	3B	HR	RBI	SB
49-48	.370	10	1	23	68	0-0

- Two-time All-American & Golden Spikes Award Preseason Watch List for second consecutive year
- Starred for USA Baseball Collegiate National Team last summer
- Missed 12 games last season with injury
- Collected All-Big 12 First Team honors and was Big 12 Co-Freshman of the Year in 2023
- Originally signed with Michigan, but following a coaching change by the Wolverines, switched to OSU

**CF** Brayden
SMITH
L/R | 6-0, 190 | Jr.

G-GS	Avg.	2B	3B	HR	RBI	SB
61-61	.388	12	9	11	58	25-29

- Played in 111 games in two seasons at Iowa Western CC
- Posted a career .402 batting average to go along with 22 home runs and 115 RBIs

**RF** Donovan
LASALLE
R/R | 6-2, 198 | So.

G-GS	Avg.	2B	3B	HR	RBI	SB
17-8	.194	2	0	1	3	0-0

- Suffered a broken hand early in freshman season and missed significant time
- 2023 Prep Baseball Report Louisiana Player of the Year
- Drafted by the Kansas City Royals in the 19th round of the 2023 Major League Baseball Draft
- Dad, Juan, played baseball at College of the Canyons and mom, Cindi, ran track at Cincinnati

**DH** Jayson
JONES
R/R | 6-2, 213 | Jr.

G-GS	Avg.	2B	3B	HR	RBI	SB
23-19	.194	3	0	4	17	3-3

- Started 32 games over the last two seasons at Arkansas
- One of the top prep prospects for the 2022 MLB Draft
- Dad, Tim, played baseball at Texas-Pan American and was drafted in the 18th round of the 1992 MLB Draft by Detroit; mom, Kim, played basketball at Texas-Pan American; brother, Jordan, played baseball at Arkansas-Pine Bluff

**DH** Alex
CONOVER
L/R | 6-4, 195 | So.

G-GS	Avg.	2B	3B	HR	RBI	SB
58-58	.378	14	3	13	56	3-5

- Spent freshman season at Cowley CC and earned All-Region First Team honors
- Hit .378 with 13 homers and 56 RBIs for the Tigers
- Was born on Travis Air Force Base in California

**SP** Gabe
DAVIS
RHP | 6-9 | 234 | Jr.

W-L	ERA	App	GS	IP	BB	SO
2-4	4.17	18	5	45.1	25	55

- Preseason All-American by *Baseball America* and *D1 Baseball*
- 40 career appearances, five of those starts, in his two seasons; 3-6 career record with four saves and a 5.50 ERA
- Competed for USA Baseball Collegiate National Team last summer and helped lead it to five-game sweep of Chinese Taipei in the International Friendship Series; made one relief appearance in the series and struck out four in two shutout innings

**SP** Harrison
BODENDORF
LHP | 6-5 | 200 | Jr.

W-L	ERA	App	GS	IP	BB	SO
4-3	4.61	20	11	56.2	28	64

- Transfer who pitched last two seasons at Hawaii
- Made 41 career appearances with 17 starts and was 9-5 with seven saves and a 4.03 ERA
- 2023 Freshman All-American and All-Big West First Team

**SP** Hunter
WATKINS
RHP | 6-9 | 231 | So.

W-L	ERA	App	GS	IP	BB	SO
2-1	3.83	18	4	47.0	13	47

- Spent freshman season at Grand Canyon in 2024 before transferring
- Made 18 appearances, 14 of those out of the bullpen and was 2-1 with a pair of saves
- Mom, Denise, played softball at Cal State Northridge

HEAD COACH JOSH HOLLIDAY



JOSH HOLLIDAY

Head Coach | 13th Season | Oklahoma State, 2004

Josh Holliday returned home to Stillwater in 2012 poised to lead the Oklahoma State baseball program back to national prominence, and he has done just that over the last dozen seasons.

Holliday took over OSU baseball on June 8, 2012, when he was named the 15th head coach in program history. The Oklahoma State alumnus and native of Stillwater had served the previous three seasons as an assistant coach at Vanderbilt and established himself as one of the nation's top assistant coaches over a span of just over a decade.

Holliday's hire has paid huge dividends as he has led the OSU program back to national prominence in his first 12 seasons at the helm.

Since Holliday took over the reins, the Cowboys have never failed to make the postseason as he has guided them to 11 NCAA Regional appearances. During his tenure, the program has also celebrated five Big 12 Conference championships, including the program's first-ever regular season title, three NCAA Super Regional berths and a return to the College World Series for the first time since his playing days in 1999.

Over the last 12 years, OSU has won 445 games, the second-highest win total among Big 12 teams during that span, and has finished first or second in the conference standings eight times. His win total ranks as the second highest in program history, trailing only Gary Ward's 953.

OSU's time under Holliday has also yielded 102 All-Big 12 Conference performers, 72 Major League Baseball Draft picks, 16 All-Americans, three Big 12 Newcomer of the Year winners, two Big 12 Pitcher of the Year honorees and a Big 12 Player of the Year.

The Cowboys have also raised their performance in the classroom under Holliday. OSU has earned the ABCA Team Academic Excellence Award each of the last five years, posting a team grade point average above 3.0 from 2020-24.

During his tenure, the program has counted over 100 graduates, and a dozen of those graduated with honors.

OSU has had 148 Academic All-Big 12 performers under Holliday, including a conference-record 20 in 2021. In 2024, Nolan Schubart became the sixth Cowboy in program history to earn Academic All-America honors, and Zach Ehrhard was named OSU's first-ever Big 12 Baseball Scholar-Athlete of the Year.

Holliday is the first former OSU player to serve as the program's head coach. A four-year letterwinner for the Cowboys from 1996-99, Holliday was a starter on Cowboy teams that made four NCAA Tournament appearances and reached the College World Series in 1996 and 1999.

During a career that spanned 256 games, which ranks second all time at OSU, Holliday compiled a career .311 batting average to go along with 53 home runs, 62 doubles and 237 RBIs. He was inducted into the OSU Baseball Hall of Fame in 2003.

Holliday's name is prominent throughout the OSU record book. He is OSU's all-time leader in base on balls with 225 and also ranks in the top five on the Cowboys' career lists in games, at bats, runs, hits, doubles, total bases, RBIs and hit by pitches. He also ranks seventh all-time in homers.

Holliday was a three-time All-Big 12 performer (1997-99) and two-time All-American (1998-99).

PERSONAL

Born: Sept. 14, 1976 (Age 48)
 Hometown: Stillwater, Okla.
 College: Oklahoma State, 2004
 Wife: Jenny
 Children: Olivia & Brady

BY THE NUMBERS

12 Seasons as a Head Coach
 11 NCAA Regional Bids (no tourney in 2020)
 3 NCAA Super Regional (2014, '16, '19)
 1 College World Series (2016)
 3 Big 12 Tournament Titles (2017, '19, '24)
 2 Big 12 Regular Season Titles (2014, '23)
 102 All-Big 12 Selections
 72 Major League Baseball Draft Picks
 16 All-Americans

COACHING HONORS

2014 Big 12 Coach of the Year
 2016 Midwest Regional Coach of the Year

AS AN ASSISTANT COACH

2010-17 Vanderbilt (Tim Corbin)
 2006-10 Arizona State (Pat Murphy)
 2000-06 Georgia Tech (Danny Hall)
 2004 North Carolina State (Elliott Avent)
 2001-03 Oklahoma State (Tom Holliday)

PLAYING CAREER

1999-00 Toronto Blue Jays organization
 1996-99 Oklahoma State

HOLLIDAY YEAR-BY-YEAR RECORDS

Career Record: 445-238-2 (13th Season)

Season	Overall	Pct.	Big 12 (Finish)	Big 12 Tournament (Finish)	NCAA Tournament
2013 Oklahoma State	41-19	.683	13-10 (2nd)	0-3	2-2 Louisville Regional (2nd)
2014 Oklahoma State	48-18	.727	18-6 (1st)	4-2 (2nd)	3-0 Stillwater Regional (1st); 0-2 Stillwater Super Regional
2015 Oklahoma State	38-20	.655	14-8 (2nd)	3-1 (2nd)	1-2 Stillwater Regional (3rd)
2016 Oklahoma State	43-22	.662	16-8 (2nd)	1-2 (T-5th)	3-0 Clemson Reg. (1st); 2-0 Columbia Super Reg.; 2-2 College World Series (T-3rd)
2017 Oklahoma State	30-27	.526	8-14 (8th)	4-0 (1st)	0-2 Fayetteville Regional (4th)
2018 Oklahoma State	31-26-1	.543	16-8 (2nd)	0-2	2-2 DeLand Regional (2nd)
2019 Oklahoma State	40-21	.656	14-9 (3rd)	4-1 (1st)	3-1 Oklahoma City Regional (1st); 1-2 Lubbock Super Regional
2020* Oklahoma State	13-5	.722	n/a	n/a	n/a
2021 Oklahoma State	36-19-1	.664	12-12 (4th)	3-1 (2nd)	1-2 Tucson Regional (3rd)
2022 Oklahoma State	42-22	.656	15-9 (2nd)	3-2 (3rd)	3-2 Stillwater Regional (2nd)
2023 Oklahoma State	41-20	.672	15-9 (T-1st)	4-2 (2nd)	0-2 Stillwater Regional
2024 Oklahoma State	42-19	.689	19-9 (2nd)	4-1 (1st)	2-2 Stillwater Regional (2nd)
2025 Oklahoma State	0-0	.000	0-0		
Career	445-238-2	.650	160-102 (.611)	30-17 (.638)	25-23 (.521)

* - Remainder of season cancelled in March due to COVID-19 global pandemic

THE MATCHUPS

Cowboys vs. Tigers All Time

Series tied, 4-4 Home: 0-0 • Away: 3-2 • Neutral: 1-2

Year (Location)	Winner	Score
1991 (Las Vegas)	Tigers	6-0
1995 (Arlington, TX)	Cowboys	5-2
1996 (Omaha/CWS)	Tigers	8-5
2009 (Clemson/NCAA Reg.)	Cowboys	3-2
2009 (Clemson/NCAA Reg.)	Tigers	15-1
2009 (Clemson/NCAA Reg.)	Tigers	6-5
2016 (Clemson/NCAA Reg.)	Cowboys	12-2
2016 (Clemson/NCAA Reg.)	Cowboys	9-2

Cowboys vs. Cardinals All Time

Cardinals lead, 4-2 Home: 1-1 • Away: 1-3 • Neutral: 0-0

Year (Location)	Winner	Score
2002 (Stillwater)	Cowboys	5-2
	Cardinals	10-2
2007 (Louisville/Super Reg.)	Cardinals	9-0
2007 (Louisville/Super Reg.)	Cowboys	3-2
2007 (Louisville/Super Reg.)	Cardinals	20-2
2013 (Louisville/NCAA Reg.)	Cardinals	12-3

Cowboys vs. Longhorns All Time

Longhorns lead, 69-55 Home: 24-20 • Away: 19-35 • Neutral: 12-14

(Last 10 meetings)

Year (Location)	Winner	Score
2022 (Austin)	Cowboys	10-8
2022 (Arlington/Big 12)	Longhorns	4-0
2022 (Arlington/Big 12)	Cowboys	8-1
2022 (Arlington/Big 12)	Longhorns	9-2
2023 (Stillwater)	Longhorns	5-3
2023 (Stillwater)	Cowboys	4-1
2023 (Stillwater)	Cowboys	4-3
2024 (Austin)	Longhorns	7-5
2024 (Austin)	Longhorns	6-3
2024 (Austin)	Cowboys	7-2

Cowboys vs. Bobcats All Time

Cowboys lead, 8-3 Home: 5-2 • Away: 2-1 • Neutral: 1-0

Year (Location)	Winner	Score
1989 (Stillwater)	Cowboys	8-3
1989 (Stillwater)	Bobcats	10-5
1990 (Austin, TX)	Cowboys	4-1
1998 (Stillwater)	Cowboys	12-4
1998 (Stillwater)	Cowboys	5-1
2017 (Stillwater)	Cowboys	10-7
2017 (Stillwater)	Bobcats	12-11
2017 (Stillwater)	Cowboys	6-3
2018 (San Marcos)	Cowboys	6-2
2018 (San Marcos)	Bobcats	10-1
2018 (San Marcos)	Cowboys	6-5



OKLAHOMA STATE

COWBOYS

vs



CLEMSON

TIGERS

D1 Rank	Big 12	Value	Category	D1 Rank	Conf.	Value
126	5	.282	Batting Average	55	8	.298
7	1	.377	Base On Balls	41	7	305
197	11	.33	Double Plays	71	5	43
33	5	.197	Doubles	132	11	103
11	1	4.08	Earned Run Average	28	3	4.63
109	8	.972	Fielding Percentage	176	13	.968
217	12	.61	Hit By Pitch	160	8	70
59	4	.592	Hits	22	5	627
9	1	.118	Home Runs	21	6	109
60	2	.402	On-Base Percentage	73	10	.399
20	1	.498	Runs	27	6	484
129	6	.22	Sacrifice Bunts	141	7	21
50	3	.30	Sacrifice Flies	82	6	27
37	2	8.2	Scoring	42	8	8.1
25	4	4	Shutouts	52	4	3
27	2	.519	Slugging Percentage	33	8	.513
199	8	.48	Stolen Bases	145	7	59
219	11	7	Triples	97	7	12
2	1	3.35	Strikeout-to-Walk Ratio	35	2	2.36
6	2	11.0	Strikeouts Per 9 Innings	38	4	9.6
6	1	1.26	WHIP	25	2	1.38
24	1	.689	Won-Loss Percentage	13	3	.733



LOUISVILLE

CARDINALS



TEXAS

LONGHORNS

D1 Rank	Conf.	Value	Category	D1 Rank	Conf.	Value
17	4	.311	Batting Average	99	4	.288
180	13	.238	Base On Balls	154	9	250
175	13	.34	Double Plays	117	7	39
39	3	.125	Doubles	16	1	132
190	13	6.50	Earned Run Average	47	5	4.91
200	14	.968	Fielding Percentage	90	5	.973
76	1	.87	Hit By Pitch	192	6	65
53	8	.597	Hits	51	3	598
55	10	.88	Home Runs	18	2	112
44	6	.406	On-Base Percentage	170	7	.378
53	10	.453	Runs	75	4	428
98	3	.26	Sacrifice Bunts	56	3	31
151	7	.23	Sacrifice Flies	172	10	22
39	6	8.1	Scoring	111	6	7.1
137	10	1	Shutouts	14	2	5
17	5	.535	Slugging Percentage	24	1	.523
21	1	105	Stolen Bases	224	9	43
11	1	.21	Triples	146	10	10
72	7	2.11	Strikeout-to-Walk Ratio	106	9	1.93
61	6	9.2	Strikeouts Per 9 Innings	140	13	8.3
146	12	1.61	WHIP	62	7	1.48
94	9	.571	Won-Loss Percentage	69	5	.600

GAME NOTES

Here, There, Everywhere

- A breakdown by venue of the Cowboys' record under Josh Holliday.

Year	Home	Away	Neutral
2013	24-7	9-7	8-5
2014	25-10	13-4	10-4
2015	19-8	9-9	10-3
2016	18-7	19-8	6-7
2017	16-14	6-10	8-3
2018	12-10-1	15-14	4-2
2019	19-7	12-11	9-3
2020	10-1	2-2	1-2
2021	23-8-1	8-7	5-4
2022	21-12	16-5	5-5
2023	25-9	11-7	5-4
2024	23-7	12-10	7-2
2025	0-0	0-0	0-0
Totals	235-100-2	132-94	78-44
	(.700)	(.584)	(.639)

The Schedule

- The first three weeks of the Cowboys' schedule includes **seven games at Major League Baseball stadiums** as OSU opens with four contests at Globe Life Field in Arlington (Feb. 14-16 & 18) and three at Houston's Daikin Park (Feb. 28-March 2).
- Among the opponents OSU will face in its **first 11 games** are preseason No. 1 Texas A&M, No. 2 Tennessee, No. 8 Clemson, No. 13 Texas and No. 18 Mississippi State.
- The Cowboys will play **29 home games and five Big 12 Conference series** at O'Brate Stadium in 2025.

Preseason Pub For These Pokes

- In a vote of the league's head coaches, OSU was **picked to win the Big 12 Conference**; the Cowboys received nine of a possible 14 first-place votes, five more than second place Arizona.
- The Cowboys also had a conference-high four players tabbed **Preseason All-Big 12** as Colin Brueggemann, Gabe Davis, Aidan Meola and Nolan Schubart picked up that honor. Schubart was also selected as the conference's **Preseason Player of the Year**.

The Old With The New

- The Cowboys **return 15 letterwinners** from a year ago; they lost 18.
- Six position players** who started at least 35 games last season return - Nolan Schubart, Aidan Meola, Colin Brueggemann, Avery Ortiz, Kollin Ritchie and Ian Daugherty.
- A total of **23 newcomers** joined the program; the Cowboys brought in 13 players from the high school ranks, six Division I transfers, three JUCO products and a transfer from Division II.

In The Rankings

- OSU is **ranked in each** of the national 2025 preseason polls.

Outlet	Ranking
Baseball America	13
D1 Baseball	17
USA Today	17
NCBWA	18
Perfect Game	25

- During the 2024 season, the Cowboys **climbed to as high** as No. 12 in the national polls. They ended the season ranked as high as No. 14 in the final rankings.
- On Feb. 19, 2024, OSU had a streak of being nationally ranked end after **55 consecutive weeks**; the Cowboys had appeared in the polls during a stretch dating back to the 2021 preseason rankings.
- Under Josh Holliday, the Cowboys have **peaked at No. 2** in the national polls, reaching that mark twice in 2022.
- OSU has **finished in the top 10** in the final polls twice under Holliday - 10th in 2014 and fourth in 2016.

K Kounter

- In the first 110 seasons of Cowboy Baseball, no OSU pitching staff recorded 600 strikeouts in a season, but the Pokes reached that mark in **each of the last three seasons**.
- In 2022, the Cowboys shattered the **program record for strikeouts in a season with 679**, besting the previous mark by 91. The total ranked fifth nationally, and OSU was seventh in the NCAA in strikeouts per nine innings at 10.7.
- In 2023, OSU led the Big 12 and ranked ninth in the NCAA with **627 strikeouts**. The Pokes' 10.7 strikeouts per nine innings was seventh nationally.
- Last season, the Cowboys racked up **663 strikeouts**, the second-highest single season total in program history. That total ranked eighth nationally, and OSU was sixth in the NCAA with a 11.0 strikeouts per nine innings.
- In 2024, OSU had **two pitchers reach 100 strikeouts** in the same season for just the fifth time in school history as Brian Holiday (128) and Sam Garcia (115) achieved the feat. They became the 15th and 16th Cowboy pitchers to record 100 Ks, a feat that has now been done 20 times in the history of the program.

Close Calls

- OSU is 93-64 (.592) in **games decided by one run** under Josh Holliday.

Century Mark

- OSU eclipsed the **100 home run mark** in 2023 and 2024, marking the first time the Cowboys had achieved that feat in back-to-back years since 1996-97 and only the fourth time in program history to do it.
- The Pokes have hit 100-plus homers 12 times in program history. They did it each year from 1985-88, did it again in 1991-92, went three-straight years achieving the feat from 1995-97 and then did it in 1999. The program record of 154 was set in 1988.
- In 2024, the Cowboys smashed **118 round trippers**, the seventh most in program history and their highest total since 1999. OSU led the Big 12 in homers and ranked ninth nationally.
- OSU **returns 63 percent** of its home run production as seven of the Cowboys' returners combined for 74 homers in 2024.

No Doubt Nolan

- In his first two collegiate seasons, **Nolan Schubart has established himself as one of the nation's top offensive players**. In 110 career games, he owns a .352 batting average, 40 home runs, 142 RBIs and a 1.223 OPS, and his .743 slugging percentage ranks in the top 10 in OSU history.
- Schubart earned **multiple All-America honors** in each of his first two seasons, becoming the 13th Cowboy in program history to achieve that feat. Only two Pokes - Pete Incaviglia and Robin Ventura - have earned All-America status three times.
- Despite missing 12 games last season after suffering an injury on Feb. 27, **Schubart led the Big 12** in home runs (23), RBIs (68), on-base percentage (.513), slugging percentage (.838) and OPS (1.351), and he ranked second with a .370 batting average. After his return from injury, he hit .396 with 21 homers and 60 RBIs over OSU's last 43 games.
- Schubart enjoyed a **record-setting day** against Wichita State on April 30, 2024. He set OSU's single-game home run record with four bombs against the Shockers, and he also set Big 12 and program records with 18 total bases. He was 5-for-5 with four homers, a double and seven RBIs in the contest.
- After a two-RBI double in his first at-bat in the first inning, Schubart smashed a solo homer later in the opening frame, delivered another solo shot in the third, then a two-run blast in the fifth. He set the record by going deep in the sixth with another solo bomb.
- Prior to Schubart's record-setting effort, OSU had 18 three-homer games in program history, with 14 different Cowboys achieving that feat. Schubart, who homered three times in a game in 2023 vs. East Tennessee State, also became the fourth Poke to hit three or more homers in a game multiple times.

GAME NOTES

PRO POKES



Name, Pos. (Years at OSU)	Team
*Brady Basso, LHP (2017-19)	Oakland A's
*Christian Encarnacion-Strand, INF (2021)	Cincinnati Reds
*Andrew Heaney, LHP (2010-12)	
*Victor Mederos, RHP (2022)	Los Angeles Angels
*Justin Wroblewski, LHP (2021)	Los Angeles Dodgers



Triple A

Trevor Boone, OF (2017-19)	Albuquerque (Rockies)
Matt Kroon, INF (2018)	Lehigh Valley (Phillies)
Carson McCusker, OF (2018-21)	St. Paul (Twins)
Andrew Navigato, INF (2019)	Toledo (Tigers)
*Donovan Walton, INF (2013-16)	Syracuse (Mets)

Double A

Ben Leeper, RHP (2016-20)	Tennessee (Cubs)
Trevor Martin, RHP (2021-22)	Montgomery (Rays)
Nolan McLean, RHP (2021-23)	Binghamton (Mets)
Bryce Osmond, RHP (2020-22)	Rocket City (Angels)
Kaden Polcovich, INF (2020)	Arkansas (Mariners)
Jake Thompson, 3B (2020-22)	Pensacola (Marlins)
Caeden Trenkle, OF (2020-22)	Midland (A's)

High A

Chase Adkison, C (2022-23)	Peoria (Cardinals)
Marcus Brown, SS (2021-23)	Wilmington (Nationals)
Zach Ehrhard, OF (2022-24)	Greenville (Red Sox)
Brian Hendry, RHP (2023)	Hudson Valley (Yankees)
Tommy Molsky, RHP (2024)	Quad Cities (Royals)
Hueston Morrill, RHP (2019-22)	Hudson Valley (Yankees)
Roman Phansalkar, RHP (2020-22)	Tri-City (Angels)
Roc Riggio, 2B (2022-23)	Hudson Valley (Yankees)
Bayden Root, RHP (2022-23)	Wisconsin (Brewers)
Brett Standlee, RHP (2019-21)	Eugene (Giants)
Isaac Stebens, RHP (2023)	Greenville (Red Sox)
Juaron Watts-Brown, RHP (2023)	Vancouver (Blue Jays)

Single A

Carson Benge, OF (2023-24)	St. Lucie (Mets)
Robert Cranz, RHP (2024)	Fredericksburg (Nats)

Rookie

Justin Campbell, RHP (2020-22)	ACL Guardians (Guardians)
Brian Holiday, RHP (2024)	FCL Cardinals (Cardinals)
Janzen Keisel, RHP (2023-24)	FCL Rays (Rays)

* - indicates has played in MLB

Feeling A Draft

- During the Josh Holliday era, OSU has had **72 Major League Baseball Draft** picks, including 33 selected in the first 10 rounds; 10 of those have gone on to play in the big leagues.

- OSU Cowboys who have **played for Josh Holliday** and gone on to play Major League Baseball include:

Jason Hursh	Braves
Koda Glover	Nationals
Donovan Walton	Mariners, Giants, Mets
Thomas Hatch	Blue Jays, Cubs, Pirates
Jonathan Heasley	Royals, Orioles
Peyton Battenfield	Guardians
Victor Mederos	Angels
Christian Encarnacion-Strand	Reds
Brady Basso	A's
Justin Wroblewski	Dodgers

- In 2024, the Cowboys had **eight players selected in the MLB Draft**, tying for the third most of any program in the nation.

- In 2016, OSU tied a program record with **11 MLB Draft picks** (the 2007 Cowboys also had 11 draftees).

- OSU has had **20 Major League Baseball First Round Draft Picks** in program history. Three of those have come in the Josh Holliday era.

Jason Hursh, RHP	Pick 31 by Atlanta
Justin Campbell, RHP	Pick 37 by Cleveland
Carson Benge, OF	Pick 19 by New York Mets

Just Say No

- OSU's 2024 roster includes **four players** who have been Major League Baseball Draft picks.

Ryan Ure	2021 (Rangers, 16th round)
	2024 (Giants, 19th round)
Donovan LaSalle	2023 (Royals, 19th round)
Kollin Ritchie	2023 (Orioles, 19th round)
Noah Wech	2024 (Brewers, 19th round)

Pro Pokes

- A total of **38 former Cowboys** played professional baseball during the 2024 season.

Who's Next?

- D1 Baseball ranked the **Top 250 College Prospects** for the 2025 MLB Draft, and three Cowboys made the list as Nolan Schubart was No. 20, Gabe Davis came in at 25th and Jayson Jones was 167th.

- On the *Baseball America* list of the **Top 200 Prospects** for the 2025 MLB Draft (which also includes high school players), Nolan Schubart came in at No. 25 and Gabe Davis at No. 53.

Size Them Up

- Eight pitchers on the OSU staff stand **6-foot-5 or taller**; Gabe Davis and Hunter Watkins stand the tallest - both are 6-9.

Orange Blood

- Baseball — and Oklahoma State — is a **family affair for Josh Holliday**. Josh's father, Tom, served as an OSU assistant coach for 19 years then took over as the Cowboys' head coach from 1997-2003, leading the program to a College World Series appearance in 1999 (and coaching Josh in his final three college seasons). Tom spent four decades as a collegiate coach and was inducted into the OSU Cowboy Baseball Hall of Fame in 2016.

- Josh's younger brother, Matt**, was a Major League Baseball standout from 2004-18 who was named to seven All-Star teams in 15 career seasons with the Rockies, Athletics, Cardinals and Yankees. Matt was on the OSU staff as a volunteer assistant from 2019-22.

- Josh's nephews, and Matt's two oldest sons, both signed to play at OSU. **Jackson** ended up as the No. 1 overall pick in the 2022 MLB Draft and plays for the Baltimore Orioles. **Ethan** is a senior at Stillwater High School and considered one of the top prospects for the 2025 MLB Draft.

- Josh's uncle, **Dave Holliday**, was an OSU assistant coach from 1981-87 and has since held a variety of roles in Major League Baseball, and his cousin, **Heath Holliday**, is a former Oklahoma State catcher and staff member who is now an assistant coach at UT Arlington.

The Wizard

- In 12 seasons under **Rob Walton's direction**, OSU's pitching staffs have thrived. The Cowboys' success under Walton includes 40 All-Big 12 pitchers, four first-team All-Americans, (Brendan McCurry, Michael Freeman, Thomas Hatch and Justin Campbell), two Big 12 Pitcher of the Year winners (Freeman and Hatch) and 31 MLB Draft picks, including two first rounders (Campbell and Jason Hursh).

- Walton pitched on four College World Series teams at OSU from 1983-86. He was inducted into the Cowboy Baseball Hall of Fame in 2018.

We Love It Here

- Each member of **OSU's coaching staff** played for the Cowboys during their collegiate careers.

Josh Holliday, INF/C	1996-99
Rob Walton, RHP	1983-86
Mark Ginther, 3B	2009-12
Victor Romero, C	2012-13
Trey Cobb, RHP	2014-17

In-Game Coaching

- First Base Coach:** Victor Romero
- Third Base Coach:** Mark Ginther
- Mound Visits/Pitching Changes:** Rob Walton

COWBOY BASEBALL TRADITION

NOTING THE PROGRAM

- Oklahoma State entered the 2025 season as the **fourth-winningest program** in NCAA baseball history in terms of winning percentage **at .662**.

Team	Seasons	Wins	Losses	Ties	Pct.
1. Texas	128	3,701	1,421	31	.721
2. Florida State	77	3,073	1,210	11	.717
3. Miami (FL)	80	2,790	1,200	18	.698
4. Oklahoma State	112	2,831	1,447	6	.662

- OSU began the 2025 season **13th on the NCAA's all-time Division I wins list** with 2,831. The Cowboys are one of only 15 programs in Division I history to reach 2,800 victories, and of those, only two — Florida State and Miami (FL) — have played fewer seasons than OSU's 112.

- The Cowboys have made **49 NCAA Regional** appearances in program history, which is tied for the third most all time.

Team	NCAA berths
1. Texas	63
2. Florida State	60
3. Oklahoma State	49
Miami (FL)	49

- With **11 consecutive NCAA Regional appearances**, OSU owns the nation's fourth-longest current streak.

Team	Consecutive Regionals
1. Vanderbilt	18
2. LSU	16
3. Florida	12
4. Oklahoma State	11

- OSU is the **only program in the country** to host an NCAA Regional each of the last three years.

- Over the last five years, OSU ranks **No. 2** nationally in **average RPI**.

1. Florida	10.6
2. Oklahoma St.	14.4
3. East Carolina	14.8
4. N.C. State	17.8
5. LSU	20.0
Arkansas	20.0

- Oklahoma State's **20 College World Series** appearances is the sixth most in NCAA history. The Cowboys rank eighth all time in CWS wins with 40.

- The Cowboys have advanced to the **CWS championship game** six times and won the **1959 NCAA title**.

- OSU ranks in the top 10 all time in **CWS games played** (78). They made an NCAA record seven consecutive CWS appearances from **1981-87**.

- OSU's **159 wins** in the NCAA Tournament ranks eighth all time.

- The OSU trophy case includes **35 conference championships** over three conferences - the Missouri Valley, Big Eight and Big 12.

- From 1981-1996, OSU won **16 consecutive Big Eight Conference championships**, which stands as an NCAA record.

- OSU Cowboys have earned **150 All-America honors**, with **27 Cowboys** earning first-team All-America status.

- Thirteen Cowboys have earned **All-America honors multiple times**. Pete Incaviglia and Robin Ventura were three-time All-Americans.

- OSU's **230 All-Big 12 selections** is the most of any program in Big 12 Conference history. Of those, **60 Cowboys** have earned All-Big 12 First Team honors.

- OSU had inductees into the **College Baseball Hall of Fame** in each of the hall's first three years of existence - Robin Ventura in 2006, Pete Incaviglia in 2007 and Gary Ward in 2008. Tom Borland joined the hall in 2013.

- Arguably the two greatest hitters in college baseball history donned OSU uniforms.

***Pete Incaviglia** (1983-85) was named College Baseball Player of the Century by *Baseball America* and holds the NCAA records for career home runs (100), season home runs (48) and season RBIs (143).

***Robin Ventura** (1986-88) was named College Baseball Player of the Decade for the 1980s by *Baseball America* and holds the NCAA record with a 58-game hitting streak set in 1987. He was named the Golden Spikes Award winner in 1988.

COWBOY BASEBALL

By the Numbers

2,831	All-time wins for the Cowboys, 14th most in NCAA history
150	OSU Cowboys have earned 150 All-America honors
100	Career home runs by Pete Incaviglia, an NCAA record
67	Cowboys have played in Major League Baseball
61	OSU's record for wins in a season, set in 1984 & 1988
60	Number of Cowboys to earn All-Big 12 First Team honors
58	Consecutive game hit streak for Robin Ventura in 1987
49	NCAA Regional berths for OSU baseball, third-highest total all time
35	Conference championships (Big 8: 24; Big 12: 6; Missouri Valley: 5)
27	Cowboys named first-team All-American
20	College World Series appearances, sixth most all time
20	Cowboys selected in the first round of the MLB Draft
16	OSU won an NCAA record 16-straight conference titles from 1981-96
15	Top 10 finished in Baseball America final season poll (since 1981)
15	OSU has had 15 players named to a USA Baseball National Team roster
13	NCAA team & individual records held by OSU
7	OSU made an NCAA record seven consecutive CWS appearances from 1981-86
7	50-win seasons by the Cowboys
6	Berths in the CWS championship game
5	Super Regional appearances (1999, 2007, 2014, 2016 & 2019)
4	Pokes in National College Baseball Hall of Fame (Borland, Incaviglia, Ventura, Ward)
3	Cowboys named Big 12 Pitcher of the Year (Hatch, Freeman, Heaney)
2	Pokes tabbed Big 12 Player of the Year (Fish, Mach)
2	Cowboy alumni who have been MLB managers (Ventura & Farrell)
1	Golden Spikes Award winner - Robin Ventura in 1988
1	National Championship - 1959



Scan this QR code to access the
2025 Cowboy Baseball Media Guide

O'BRATE STADIUM

O'BRATE STADIUM QUICK FACTS

Groundbreaking February 6, 2018

Dedication August 14, 2020
(O'Brate family & friends and OSU players & coaches in attendance due to COVID concerns)

Official Dedication May 20, 2021
vs. New Orleans

First Game February 24, 2021
vs. Little Rock

Capacity 3,500 (permanent)
8,000 (expanded)

Premium Seats 420
Suites 11

Largest Crowd 7,811 vs. Oklahoma
(April 9, 2022)

Dimensions

Left-Field Line 330 ft.
Left-Field Power Alley 375 ft.
Center Field 402 ft.
Right-Field Power Alley 375 ft.
Right-Field Line 320 ft.

All-Time Record at O'Brate..... 92-36-1 (.724)

Year-by-Year

2021	23-8-1
2022	21-12
2023	25-9
2024	23-7

• **First win** - Feb. 24, 2021 - OSU 7, Little Rock 2

• **Longest winning streak** - 14 games
(Feb. 26-March 26, 2023)

• **NCAA Regional host** - 2022, 2023, 2024

Largest O'Brate Stadium crowds

1. 8,230 vs. Oklahoma	April 6, 2024
2. 8,067 vs. Oklahoma	April 5, 2024
3. 7,811 vs. Oklahoma	April 9, 2022
4. 7,738 vs. TCU	April 22, 2022
5. 7,048 vs. Arkansas	June 6, 2022
6. 6,769 vs. Oklahoma	April 18, 2023
7. 6,653 vs. Oklahoma	April 10, 2022
8. 6,645 vs. Oklahoma	April 7, 2024
9. 6,556 vs. Baylor	March 25, 2023
10. 6,550 vs. Kansas	March 26, 2022



IF YOU BUILD IT...

Considered one of college baseball's top facilities, O'Brate Stadium has drawn in fans in droves on game days.

- OSU has averaged over 5,000 fans in each of the last three seasons, ranking among the national leaders in attendance.
- In 2022, the first season O'Brate Stadium was open to fans at full capacity, OSU ranked eighth nationally in average home attendance at 5,580. The following year, it ranked 11th nationally, and last season, the Cowboys came in at No. 12.
- In terms of total attendance, OSU has ranked ninth, 11th and 15th nationally over the last three years.
- In 2024, OSU set back-to-back attendance records against Oklahoma, drawing 8,067 fans on April 5 before 8,230 fans came through the gates the following day.

	<u>Total attendance</u>	<u>Avg. per game</u>	
2021*	94,092	3,136	(* - limited capacity due to COVID concerns)
2022:	178,566	5,580	
2023:	162,378	5,074	
2024:	144,850	5,173	
Totals:	579,886	4,753	

• Oklahoma State began play in its new baseball complex, O'Brate Stadium, in 2021. Work on the \$75 million project (\$60 million in began in February 2018 and was completed during the spring of 2020.

• Named after serial entrepreneur Cecil O'Brate, who gave \$35 million toward the project

• Inspired by Boone Pickens Stadium, the home of the Cowboys includes 3,500 permanent seats, 11 suites and 420 premium seats in dedicated club and suite areas. Seating can be expanded to 8,000 as needed.

• The concourse area encompasses the entire playing field. Highlights of the concourse area are tailgating tents (dubbed "corrals"), refreshment areas down both the right field and left field lines, a dedicated student section with special loge seating and terrace seating in the outfield.

• A 2,000-square foot video board allows for top-of-the-line graphics and video content to further enhance the game day experience, and fans benefit from a large parking lot that accommodates about 600 vehicles beyond center field.

• The playing surface is natural grass and features a top-of-the line drainage system.

• An artificial turf infield is used for practice and is one-third of a maximum-efficiency "training triangle" area that also includes an indoor facility and a weight room that allows the Cowboys to practice year-round, regardless of weather conditions, without having to utilize the ballpark's main playing surface.

• Several notable cutting-edge technology features for swing training and pitching development are built into the complex, including the TrackMan system, which measures pitch velocity, exit speed, launch angle, distance and more. Additionally, pitchers benefit from specialized equipment built for arm care and injury prevention.

• Situated along the left-field line, the clubhouse and team room areas provide plush accommodations for the Cowboys, starting with a 7,400-square-foot locker room and player lounge space that has top-of-the-line lockers for each player. In that same area are a nutrition center that includes a sports performance pantry and fueling station and a tiered-seated classroom that seats 50.

• The operations center houses a sports medicine area with state-of-the-art hydrotherapy equipment, a modern weight room and a baseball-specific laundry center and equipment room. Former players have a dedicated space within the operations center that includes lockers they can utilize when returning to campus to continue their professional baseball training while finishing out their academic degree programs.

"Our vision was to build a facility that would allow us to develop players at the highest level, teach leadership concepts and principles, embrace the team concept and provide a first-class experience for our loyal fans and alumni ... The end result was exactly what we wanted. We accomplished our goal, and it is beyond anything I could have envisioned." Josh Holliday


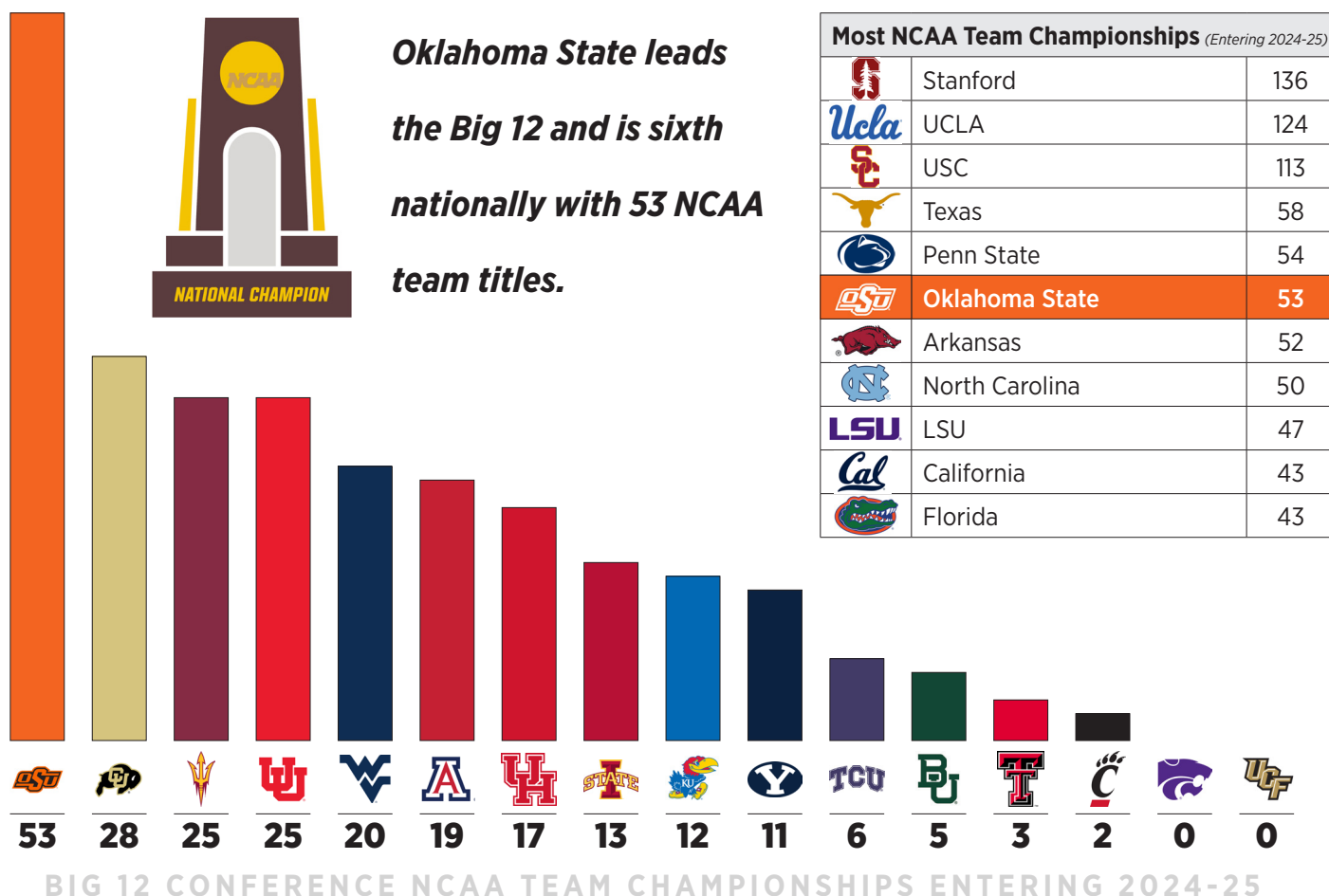


The home of Cowboy Baseball bears the name of the late Cecil O'Brate, who gave \$35 million toward the project; O'Brate passed away at the age of 95 in January 2024

Born in Enid, Okla., O'Brate attended Oklahoma State (then Oklahoma A&M) from 1946-48 and went on to a career as a self-made serial entrepreneur. He is the owner, developer, and operator of multiple businesses in numerous and diverse industries such as agriculture, banking, manufacturing, energy, hospitality, real estate, alternative energy, medicine, and food science.

"OSU has always had a special place in my heart," O'Brate said. "My time at what was then Oklahoma A&M provided a strong foundation for the successes I have achieved over the years. I am honored to give back to the university that gave me my start 70 years ago. When I look at OSU today, I see a university that continues to enrich and inspire students. These students will carry the traditions and heart of OSU out into the world. For that reason, I am proud to give to OSU and the new generations of Cowboys. Go Pokes!"

OKLAHOMA STATE ATHLETICS EXCELLENCE



1959 Oklahoma State NCAA champions

OSU Athletics By The Numbers

- 339 team conference titles
- 198 NCAA individual champions
- More than 1,400 All-Americans
- 121 Olympians, with 34 of those winning an Olympic medal
- Top 25 in the Learfield Directors' Cup Standings each of the last 4 years

NATIONAL RANKINGS

POLL WATCH

D1 Baseball (Preseason)

Team	Record
1 Texas A&M	53-15
2 Virginia	46-17
3 LSU	43-23
4 Tennessee	60-13
5 Arkansas	44-16
6 North Carolina	48-16
7 Oregon State	45-16
8 Georgia	43-17
9 Florida State	49-17
10 Florida	36-30
11 Duke	40-20
12 Oregon	40-20
13 North Carolina St.	38-23
14 Wake Forest	38-22
15 Clemson	44-16
16 Vanderbilt	38-23
17 Oklahoma State	42-19
18 Mississippi State	40-23
19 Texas	36-24
20 Dallas Baptist	45-15
21 Arizona	36-23
22 UC Santa Barbara	44-14
23 TCU	33-21
24 Nebraska	40-22
25 Troy	37-22

USA Today Coaches (Preseason)

Team	Record
1 Texas A&M	53-15
2 Tennessee	60-13
3 LSU	43-23
4 Virginia	46-17
5 Arkansas	44-16
6 Florida State	49-17
7 Oregon State	45-16
8 North Carolina	48-16
9 Georgia	43-17
10 Florida	36-30
11 Clemson	44-16
12 Duke	40-20
13 Texas	36-24
14 Oregon	40-20
15 Wake Forest	38-22
16 North Carolina St.	38-23
17 Oklahoma State	42-19
18 Vanderbilt	38-23
19 Mississippi State	40-23
20 Arizona	36-23
21 Dallas Baptist	45-15
22 UC Santa Barbara	44-14
23 TCU	33-21
24 Kentucky	46-16
T25 Troy	37-22
T25 Oklahoma	40-21

Baseball America (Preseason)

Team	Record
1 Texas A&M	53-15
2 LSU	43-23
3 Tennessee	60-13
4 Arkansas	44-16
5 Virginia	46-17
6 Florida State	49-17
7 Florida	36-30
8 Clemson	44-16
9 Oregon State	45-16
10 Duke	40-20
11 Georgia	43-17
12 North Carolina	48-16
13 Oklahoma State	42-19
14 Texas	36-24
15 Vanderbilt	38-23
16 North Carolina St.	38-23
17 Wake Forest	38-22
18 Mississippi State	40-23
19 Oregon	40-20
20 Kentucky	46-16
21 Dallas Baptist	45-15
22 Arizona	36-23
22 UC Santa Barbara	44-14
24 UC Irvine	45-14
25 Indiana	33-26-1

Perfect Game (Preseason)

Team	Record
1 Texas A&M	53-15
2 LSU	43-23
3 Virginia	46-17
4 Georgia	43-17
5 Tennessee	60-13
6 Florida State	49-17
7 Texas	36-24
8 Clemson	44-16
9 Duke	40-20
10 Oregon State	45-16
11 Florida	36-30
12 Arizona	36-23
13 Arkansas	44-16
14 Oregon	40-20
15 Vanderbilt	38-23
16 Wake Forest	38-22
17 Dallas Baptist	45-15
18 TCU	33-21
19 North Carolina	48-16
20 Oklahoma	40-21
21 West Virginia	36-24
22 Auburn	27-26
23 Coastal Carolina	36-25
24 UC Santa Barbara	44-14
25 Oklahoma State	42-19

NCBWA (Preseason)

Team	Record
1 Texas A&M	53-15
2 Tennessee	60-13
3 Virginia	46-17
4 LSU	43-23
5 Arkansas	44-16
6 Florida State	49-17
7 Oregon State	45-16
8 North Carolina	48-16
9 Clemson	44-16
10 Florida	36-30
11 Duke	40-20
12 Oregon	40-20
13 Georgia	43-17
14 Vanderbilt	38-23
15 North Carolina St.	38-23
16 Wake Forest	38-22
17 Texas	36-24
18 Oklahoma State	42-19
19 Mississippi State	40-23
20 Dallas Baptist	45-15
21 Arizona	36-23
22 UC Santa Barbara	44-14
23 TCU	33-21
24 Nebraska	40-22
25 Indiana	33-26-1
26 Kentucky	46-16
27 Southern Miss	43-20
28 Troy	37-22
29 West Virginia	36-24
30 Oklahoma	40-21

Big 12 Coaches Preseason Poll

Team (1st place votes)	Points
1 Oklahoma State (9)	163
2 Arizona (4)	152
3 TCU (1)	149
4 West Virginia	115
5 Texas Tech	111
6 Arizona State	96
7 UCF	93
8 Kansas State	88
9 Kansas	85
10 Cincinnati	73
11 Houston	45
12 Utah	44
13 Baylor	39
14 Utah	21

2024 SEASON OVERALL STATISTICS

Record: 42-19 Home: 23-7 Away: 12-10 Neutral: 7-2 Big 12 Conf.: 19-9

Player	avg	gp-gs	ab	r	h	2b	3b	hr	rbi	tb	slg%	bb	hp	so	gdp	ob%	sf	sh	sb-att	po	a	e	fld%
10 Schubart, Nolan	.370	49-48	173	55	64	10	1	23	68	145	.838	49	3	62	2	.513	1	0	0-0	36	1	1	.974
3 Bengé, Carson	.335	61-61	248	72	83	24	2	18	64	165	.665	49	3	51	3	.444	4	0	10-14	138	8	4	.973
4 Ehrhard, Zach	.330	61-59	233	75	77	25	1	14	57	146	.627	54	6	36	0	.458	6	1	7-9	146	2	1	.993
2 Meola, Aidan	.329	43-43	161	32	53	12	0	10	47	95	.590	21	5	42	3	.416	3	0	0-1	53	38	7	.929
6 Forsythe, Lane	.287	59-59	202	53	58	6	1	3	29	75	.371	45	1	62	1	.414	3	7	12-14	76	119	4	.980
15 Ortiz, Avery	.258	55-51	190	36	49	9	0	9	34	85	.447	26	10	53	4	.374	1	0	6-8	54	100	10	.939
12 Brueggemann, Coli	.251	59-56	223	44	56	13	1	14	50	113	.507	24	9	83	5	.344	3	0	0-1	366	13	7	.982
17 Wulfert, Tyler	.229	42-41	157	28	36	8	0	5	23	59	.376	18	2	33	3	.313	2	0	3-3	20	42	7	.899
44 Knight, Max	.500	8-0	6	2	3	2	0	0	1	5	.833	2	0	0	1	.625	0	0	0-0	2	0	0	1.000
18 Sylvester, Beau	.313	5-5	16	4	5	0	0	0	3	5	.313	1	0	3	0	.333	1	0	0-0	38	3	0	1.000
13 Ritchie, Kollin	.271	53-37	140	25	38	3	1	7	28	64	.457	29	8	34	1	.419	2	0	4-4	27	8	4	.897
8 Daugherty, Ian	.252	43-38	139	25	35	6	0	10	32	71	.511	21	3	36	2	.358	2	4	1-1	430	14	1	.998
5 Crull, Jaxson	.224	49-24	98	28	22	5	0	4	18	39	.398	19	4	32	2	.366	2	2	4-6	42	0	0	1.000
19 LaSalle, Donovan	.194	17-8	36	5	7	2	0	1	3	12	.333	8	3	12	0	.383	0	3	0-0	3	0	0	1.000
7 Proctor, Kyler	.143	12-1	14	4	2	1	0	0	1	3	.214	4	0	9	0	.333	0	0	1-1	2	6	1	.889
34 Carter, Charlie	.070	27-18	57	6	4	1	0	0	2	5	.088	6	4	25	0	.209	0	5	0-0	183	22	2	.990
1 Smith, Addison	.000	15-0	3	4	0	0	0	0	0	0	.000	1	0	2	0	.250	0	0	0-0	1	2	2	.600
Totals	.282	61	2096	498	592	127	7	118	460	1087	.519	377	61	575	27	.402	30	22	48-62	1633	431	59	.972
Opponents	.235	61	2068	282	486	103	5	67	262	800	.387	198	63	663	24	.318	20	21	52-63	1586	468	58	.973

LOB - Team (503), Opp (455). DPs turned - Team (33), Opp (39). CI - Team (0), Opp (1). IBB - Team (15), Ehrhard 4, Schubart 3, Bengé, C. 3, Brueggemann 2, Meola 1, Ortiz, Avery 1, Ritchie 1, Opp (8). Picked off - Ehrhard 2, Brueggemann 1, Forsythe 1.

(All games Sorted by Earned run avg)

Player	era	w-l	app	qs	cq	sho	sv	ip	h	r	er	bb	so	2b	3b	hr	b/avg	wp	hp	bks	sfa	sha
14 Holiday, Brian	2.95	7-3	16	16	3	0/0	0	113.0	82	41	37	19	128	18	0	13	.199	5	8	1	4	5
27 Garcia, Sam	3.64	7-3	16	16	0	0/1	0	89.0	77	39	36	19	115	23	1	7	.228	5	7	1	2	5
31 Cranz, Robert	1.63	2-1	30	0	0	0/3	2	49.2	26	10	9	12	59	5	0	5	.153	1	1	0	2	2
3 Bengé, Carson	3.16	3-2	18	4	0	0/2	3	37.0	26	14	13	11	44	4	1	4	.186	5	4	0	1	0
39 Keisel, Janzen	3.37	2-1	11	8	0	0/3	0	34.2	23	15	13	22	40	6	0	2	.192	4	6	0	0	0
22 Davis, Gabe	4.17	2-4	18	5	0	0/0	3	45.1	36	28	21	25	55	6	1	6	.217	7	11	0	2	7
30 Molsky, Tommy	4.83	6-3	19	2	0	0/1	0	41.0	40	27	22	27	66	14	0	5	.252	3	7	0	3	0
28 Phillips, Brennan	4.91	2-0	11	2	0	0/1	0	14.2	18	10	8	5	16	2	1	2	.310	1	5	2	2	0
24 Ure, Ryan	4.91	1-0	9	0	0	0/2	0	3.2	3	3	2	4	7	1	0	0	.200	0	0	0	0	0
56 Bade, Kyle	5.06	0-0	6	0	0	0/1	0	5.1	7	3	3	5	3	1	0	0	.350	2	2	0	0	0
46 Reid, Dominick	5.28	1-0	9	4	0	0/0	0	15.1	18	9	9	8	23	3	0	4	.290	0	1	0	0	0
32 Blake, Drew	5.50	4-0	23	0	0	0/1	0	18.0	24	15	11	7	20	4	1	3	.316	0	1	1	2	1
25 O'Toole, Evan	5.83	2-0	17	0	0	0/1	1	29.1	36	19	19	11	34	6	0	2	.313	3	5	0	1	1
53 Bogusz, Ryan	7.47	1-1	19	3	0	0/0	0	31.1	38	28	26	15	34	8	0	7	.284	6	3	0	1	0
33 Hudgens, Bryson	8.10	1-0	7	0	0	0/1	0	10.0	20	9	9	4	14	2	0	4	.392	2	0	0	0	0
35 Kennedy, Jake	9.00	0-0	1	0	0	0/0	0	1.0	3	3	1	0	1	0	0	1	.500	0	1	0	0	0
48 Weber, Aaron	12.00	1-1	6	1	0	0/0	0	6.0	8	8	8	4	4	0	0	2	.320	2	1	0	0	0
44 Knight, Max	99.00	0-0	1	0	0	0/0	0	0.0	1	1	1	0	0	0	0	0	1.000	0	0	0	0	0
Totals	4.08	42-19	61	61	3	4/4	9	544.1	486	282	247	198	663	103	5	67	.235	46	63	5	20	21
Opponents	7.69	19-42	61	61	1	1/0	6	528.2	592	498	452	377	575	127	7	118	.282	56	61	5	30	22

PB - Team (6), Carter, C. 4, Daugherty 2, Opp (14). Pickoffs - Team (6), Garcia, Sam 2, Holiday 2, O'Toole 1, Davis, G. 1, Opp (4). SBA/ATT - Daugherty (29-36), Carter, C. (17-19), Holiday (9-11), Davis, G. (8-9), Garcia, Sam (7-9), Bengé, C. (6-8), Molsky (5-7), O'Toole (6-6), Sylvester (5-6), Blake (4-4), Keisel (2-3), Weber, A. (2-2), Phillips, B. (1-1), Ure (1-1), Bade (0-1), Reid, D. (1-1).

2024 BIG 12 STATISTICS

Record: 19-9 Home: 12-2 Away: 7-7 Big 12 Conf.: 19-9

Player	avg	gp-gs	ab	r	h	2b	3b	hr	rbi	tb	slg%	bb	hp	so	gdp	ob%	sf	sh	sb-att	po	a	e	fld%
4 Ehrhard, Zach	.404	28-26	114	40	46	13	0	8	30	83	.728	21	2	20	0	.500	1	0	2-2	71	1	1	.986
10 Schubart, Nolan	.326	25-24	89	25	29	5	1	8	29	60	.674	25	3	39	1	.487	0	0	0-0	16	0	0	1.000
12 Brueggemann, Coli	.300	27-26	100	20	30	9	0	8	31	63	.630	15	4	40	4	.408	1	0	0-1	171	5	2	.989
6 Forsythe, Lane	.287	28-28	101	21	29	4	0	2	16	39	.386	17	0	22	0	.383	2	4	5-6	29	49	1	.987
3 Benge, Carson	.286	28-28	112	34	32	11	1	9	22	72	.643	26	3	23	1	.430	1	0	3-4	64	3	1	.985
2 Meola, Aidan	.269	20-20	78	16	21	3	0	7	26	45	.577	8	3	18	2	.356	1	0	0-0	22	19	2	.953
15 Ortiz, Avery	.237	26-25	93	18	22	4	0	5	17	41	.441	16	3	26	3	.366	0	0	4-5	23	45	4	.944
44 Knight, Max	1.000	3-0	3	2	3	2	0	0	1	5	1.667	0	0	0	0	1.000	0	0	0-0	0	0	0	.000
17 Wulfert, Tyler	.280	14-14	50	12	14	1	0	2	7	21	.420	11	0	9	0	.403	1	0	2-2	5	13	5	.783
8 Daugherty, Ian	.239	20-17	67	10	16	3	0	5	17	34	.507	8	1	21	1	.325	1	2	0-0	199	10	0	1.000
13 Ritchie, Kollin	.232	23-14	56	12	13	1	0	3	12	23	.411	15	2	15	1	.411	0	0	1-1	15	5	2	.909
19 LaSalle, Donovan	.190	10-5	21	3	4	1	0	1	3	8	.381	4	1	6	0	.346	0	3	0-0	3	0	0	1.000
5 Crull, Jaxson	.175	26-14	57	13	10	3	0	2	9	19	.333	13	3	19	0	.351	1	0	3-3	30	0	0	1.000
7 Proctor, Kyle	.167	5-0	6	2	1	1	0	0	0	2	.333	2	0	5	0	.375	0	0	0-0	1	2	0	1.000
34 Carter, Charlie	.059	16-11	34	4	2	0	0	0	0	2	.059	5	1	15	0	.200	0	1	0-0	102	17	2	.983
1 Smith, Addison	.000	9-0	1	3	0	0	0	0	0	0	.000	1	0	0	0	.500	0	0	0-0	0	1	1	.500
Totals	.277	28	982	235	272	61	2	60	220	517	.526	187	26	278	13	.403	9	10	20-24	756	195	28	.971
Opponents	.234	28	962	154	225	46	1	44	146	405	.421	94	22	319	8	.313	10	11	31-37	738	226	21	.979

LOB - Team (241), Opp (189). DPs turned - Team (10), Opp (16). IBB - Team (14), Benge, C. 3, Schubart 3, Ehrhard 3, Brueggemann 2, Meola 1, Ritchie 1, Ortiz, Avery 1, Opp (3). Picked off - Brueggemann 1, Forsythe 1.

(Big 12 Conf. games only Sorted by Earned run avg)

Player	era	w-l	app	gs	cg	sho	sv	ip	h	r	er	bb	so	2b	3b	hr	b/avg	wp	hp	bks	sfa	sha
27 Garcia, Sam	3.59	4-2	10	10	0	0/0	0	57.2	51	26	23	15	75	14	0	6	.232	4	2	1	1	4
14 Holiday, Brian	3.80	4-2	10	10	1	0/0	0	68.2	56	33	29	11	85	12	0	11	.219	3	2	0	3	3
28 Phillips, Brennan	0.00	1-0	3	0	0	0/0	0	2.1	3	2	0	0	3	0	0	1	.375	0	1	1	1	0
31 Cranz, Robert	1.44	2-0	15	0	0	0/0	1	25.0	9	4	4	5	35	1	0	4	.107	0	1	0	1	1
3 Benge, Carson	1.47	2-0	8	2	0	0/0	2	18.1	9	3	3	6	19	1	0	1	.138	4	2	0	1	0
30 Molsky, Tommy	4.98	4-2	9	0	0	0/0	0	21.2	17	12	12	14	35	6	0	5	.210	1	1	0	1	0
46 Reid, Dominick	5.40	0-0	3	0	0	0/0	0	3.1	5	2	2	1	4	1	0	1	.357	0	0	0	0	0
22 Davis, Gabe	8.35	0-3	9	5	0	0/0	1	18.1	21	23	17	15	23	3	1	6	.276	4	9	0	0	2
53 Bogusz, Ryan	8.64	0-0	7	0	0	0/0	0	8.1	10	9	8	4	9	2	0	3	.294	2	0	0	1	0
56 Bade, Kyle	9.00	0-0	2	0	0	0/0	0	2.0	3	2	2	2	1	0	0	0	.375	2	0	0	0	0
32 Blake, Drew	10.57	2-0	11	0	0	0/0	0	7.2	11	9	9	4	9	2	0	2	.333	0	1	0	1	0
25 O'Toole, Evan	11.32	0-0	6	0	0	0/0	1	10.1	18	13	13	5	12	4	0	1	.391	0	3	0	0	1
39 Keisel, Janzen	13.50	0-0	4	1	0	0/0	0	5.1	3	8	8	8	7	0	0	0	.158	2	0	0	0	0
33 Hudgens, Bryson	16.88	0-0	2	0	0	0/0	0	2.2	7	5	5	2	2	0	0	3	.467	1	0	0	0	0
24 Ure, Ryan	54.00	0-0	3	0	0	0/0	0	0.1	1	2	2	2	0	0	0	0	.500	0	0	0	0	0
44 Knight, Max	99.00	0-0	1	0	0	0/0	0	0.0	1	1	1	0	0	0	0	0	1.000	0	0	0	0	0
Totals	4.89	19-9	28	28	1	0/0	5	252.0	225	154	137	94	319	46	1	44	.234	23	22	2	10	11
Opponents	8.09	9-19	28	28	1	1/0	1	246.0	272	235	221	187	278	61	2	60	.277	28	26	2	9	10

PB - Team (4), Carter, C. 3, Daugherty 1, Opp (5). Pickoffs - Team (2), Holiday 1, Davis, G. 1, Opp (2). SBA/ATT - Daugherty (18-23), Carter, C. (12-13), Garcia, Sam (5-7), Holiday (6-7), Davis, G. (4-5), Molsky (4-5), Benge, C. (3-4), Blake (4-4), Phillips, B. (1-1), O'Toole (1-1), Ure (1-1), Keisel (1-1), Reid, D. (1-1).

2024 SUMMARY

Score by innings	1	2	3	4	5	6	7	8	9	EX	Total
Oklahoma State	84	56	68	39	65	51	61	50	8	16	498
Opponents	21	41	31	34	36	32	46	21	16	4	282

Record when ...

Overall	42-19	After 6 leading	35-4
Conference	19-9 trailing	4-14
Non-Conference	23-10 tied	3-1
Home games	23-7	After 7 leading	36-1
Away games	12-10 trailing	4-14
Neutral site	7-2 tied	0-3
Day games	17-10	After 8 leading	37-2
Night games	25-9 trailing	1-13
vs Left starter	18-8 tied	2-3
vs Right starter	24-11		
1-Run games	3-7	Hit 0 home runs	4-8
2-Run games	2-2	... 1 home run	13-6
5+Run games	26-7	... 2+ home runs	25-5
Extra innings	3-2		
Shutouts	4-1	Opponent 0 home runs	23-3
	 1 home run	8-10
Scoring 0-2 runs	2-9 2+ HRs	11-6
..... 3-5 runs	4-5		
..... 6-9 runs	18-3	Made 0 errors	18-9
..... 10+ runs	18-2 1 error	14-5
	 2+ errors	10-5
Opponent 0-2 runs	17-2		
..... 3-5 runs	20-4	Opp. made 0 errors	13-10
..... 6-9 runs	4-9 1 error	18-4
..... 10+ runs	1-4 2+ errors	11-5
Scored in 1st inning	24-5	Out-hit opponent	32-2
Opp. scored in 1st	9-6	Out-hit by opponent	8-15
Scores first	33-7	Hits are tied	2-2
Opp. scores first	9-12		

Record when team scores:

Runs	0	1	2	3	4	5	6	7	8	9	10+
W-L	0-1	0-3	2-5	1-2	3-1	0-2	3-1	4-1	3-1	8-0	18-2

Record when opponent scores:

Runs	0	1	2	3	4	5	6	7	8	9	10+
W-L	4-0	6-1	7-1	6-0	7-3	7-1	3-2	1-4	0-2	0-1	1-4

Record when leading after:

Inn.	1	2	3	4	5	6	7	8
W-L	23-4	27-4	34-2	36-3	36-4	35-4	36-1	37-2

Record when trailing after:

Inn.	1	2	3	4	5	6	7	8
W-L	4-4	4-9	3-12	2-14	3-13	4-14	4-14	1-13

Record when tied after:

Inn.	1	2	3	4	5	6	7	8
W-L	15-11	11-6	5-5	4-2	3-2	3-1	0-3	2-3

Current losing streak: 2

Longest winning streak: 6

Longest losing streak: 3

Home attendance : 144850 (28 dates avg = 5173)

Away attendance : 115207 (31 dates avg = 3716)

Total attendance: 260057 (59 dates avg = 4407)

2024 MISCELLANEOUS STATISTICS

Multiple Hit Games	2	3	4	5+	Total
3 Benge, Carson	21	7	1	-	29
10 Schubart, Nolan	16	3	1	1	21
4 Ehrhard, Zach	12	5	2	1	20
12 Brueggemann, Coli	11	6	-	-	17
2 Meola, Aidan	13	4	-	-	17
6 Forsythe, Lane	13	3	-	-	16
15 Ortiz, Avery	11	2	-	-	13
8 Daugherty, Ian	11	1	-	-	12
17 Wulfert, Tyler	11	-	-	-	11
5 Crull, Jaxson	7	-	-	-	7
13 Ritchie, Kollin	3	1	2	-	6
18 Sylvester, Beau	2	-	-	-	2
19 LaSalle, Donovan	2	-	-	-	2
TEAM	133	32	6	2	173

Multiple RBI Games	2	3	4	5+	Total
10 Schubart, Nolan	9	7	1	3	20
3 Benge, Carson	11	4	3	1	19
4 Ehrhard, Zach	7	3	3	-	13
12 Brueggemann, Coli	2	6	3	1	12
8 Daugherty, Ian	7	2	1	-	10
2 Meola, Aidan	6	-	2	2	10
15 Ortiz, Avery	5	2	1	-	8
13 Ritchie, Kollin	4	3	-	-	7
5 Crull, Jaxson	2	3	-	-	5
6 Forsythe, Lane	3	1	-	1	5
17 Wulfert, Tyler	-	2	2	-	4
18 Sylvester, Beau	1	-	-	-	1
19 LaSalle, Donovan	-	1	-	-	1
34 Carter, Charlie	1	-	-	-	1
TEAM	58	34	16	8	116

Hitting Streaks	Longest	Current
3 Benge, Carson	10	1
2 Meola, Aidan	10	5
4 Ehrhard, Zach	9	4
15 Ortiz, Avery	9	-
10 Schubart, Nolan	9	8
12 Brueggemann, Coli	8	-
17 Wulfert, Tyler	7	1
6 Forsythe, Lane	6	-
13 Ritchie, Kollin	6	-
5 Crull, Jaxson	5	-
8 Daugherty, Ian	4	-
19 LaSalle, Donovan	2	-
44 Knight, Max	2	1
7 Proctor, Kyler	1	-
34 Carter, Charlie	1	-
18 Sylvester, Beau	1	1

Reached Base Streaks	Longest	Current
4 Ehrhard, Zach	22	22
3 Benge, Carson	21	21
13 Ritchie, Kollin	20	-
6 Forsythe, Lane	18	17
2 Meola, Aidan	17	6
10 Schubart, Nolan	13	11
15 Ortiz, Avery	11	4
17 Wulfert, Tyler	10	1
5 Crull, Jaxson	9	-
12 Brueggemann, Coli	8	-
8 Daugherty, Ian	7	1
44 Knight, Max	4	1
19 LaSalle, Donovan	3	-
34 Carter, Charlie	3	1
18 Sylvester, Beau	1	1
7 Proctor, Kyler	1	-
1 Smith, Addison	1	-

2024 STARTING LINEUPS BY POSITION

Opponent	P	C	1B	2B	3B	SS	LF	CF	RF	DH
Sam Houston	Garcia	Sylvester	Brueggemann	Meola	Wulfert	Forsythe	Schubart	Ehrhard	Benge	Ritchie
Sam Houston	Holiday	Sylvester	Brueggemann	Meola	Wulfert	Forsythe	Schubart	Ehrhard	Benge	Ortiz
Sam Houston	Keisel	Sylvester	Brueggemann	Meola	Wulfert	Forsythe	Crull	Ehrhard	Benge	Schubart
Abilene Christian	Phillips	Sylvester	Brueggemann	Meola	Wulfert	Forsythe	Schubart	Ehrhard	Benge	Ritchie
Michigan	Garcia	Sylvester	Brueggemann	Meola	Wulfert	Forsythe	Schubart	Ehrhard	Benge	Ritchie
Arkansas	Holiday	Daugherty	Brueggemann	Meola	Wulfert	Forsythe	Schubart	Ehrhard	Benge	LaSalle
Oregon State	Keisel	Carter	Brueggemann	Meola	Wulfert	Forsythe	Schubart	Ehrhard	Benge	LaSalle
Dallas Baptist	Bogusz	Daugherty	Brueggemann	Ortiz	Wulfert	Forsythe	Schubart	Ehrhard	Benge	Ritchie
Central Michigan	Garcia	Daugherty	Brueggemann	Ortiz	Wulfert	Forsythe	Ritchie	Ehrhard	Benge	Crull
Central Michigan	Holiday	Carter	Brueggemann	Ortiz	Wulfert	Forsythe	Ritchie	Ehrhard	Benge	Crull
Central Michigan	Keisel	Carter	Brueggemann	Ortiz	Wulfert	Forsythe	Ritchie	Ehrhard	Benge	Crull
Utah Tech	Weber	Daugherty	Brueggemann	Ortiz	Wulfert	Forsythe	Ritchie	Ehrhard	Benge	Meola
Utah Tech	Bogusz	Carter	Brueggemann	Ortiz	Wulfert	Forsythe	Ritchie	Ehrhard	Benge	Meola
Mercer	Garcia	Daugherty	Brueggemann	Ortiz	Wulfert	Forsythe	Ritchie	Ehrhard	Benge	Meola
Mercer	Holiday	Carter	Brueggemann	Ortiz	Wulfert	Forsythe	Ritchie	Ehrhard	Benge	Meola
Mercer	Keisel	Daugherty	Brueggemann	Meola	Wulfert	Ortiz	Ritchie	Ehrhard	Benge	Crull
Oklahoma	Bogusz	Carter	Brueggemann	Meola	Wulfert	Ortiz	Ritchie	Ehrhard	Benge	Crull
UCF	Garcia	Daugherty	Brueggemann	Ortiz	Wulfert	Forsythe	Ritchie	Ehrhard	Benge	Meola
UCF	Holiday	Carter	Meola	Ortiz	Wulfert	Forsythe	Ritchie	Ehrhard	Benge	Crull
UCF	Keisel	Carter	Brueggemann	Meola	Wulfert	Forsythe	Ritchie	Ehrhard	Benge	Crull
Missouri State	Reid	Daugherty	Meola	Ortiz	Wulfert	Forsythe	Ritchie	Ehrhard	Benge	Schubart
TCU	Garcia	Daugherty	Brueggemann	Ortiz	Wulfert	Forsythe	Ritchie	Ehrhard	Benge	Meola
TCU	Holiday	Carter	Brueggemann	Meola	Wulfert	Forsythe	Ritchie	Crull	Benge	Schubart
TCU	Davis	Carter	Brueggemann	Meola	Wulfert	Forsythe	Ritchie	Crull	Benge	Schubart
Wichita State	Keisel	Daugherty	Meola	Ortiz	Wulfert	Forsythe	Ritchie	Ehrhard	Benge	Schubart
West Virginia	Garcia	Daugherty	Brueggemann	Ortiz	Wulfert	Forsythe	Crull	Ehrhard	Benge	Schubart
West Virginia	Holiday	Carter	Brueggemann	Ortiz	Wulfert	Forsythe	Crull	Ehrhard	Benge	Schubart
West Virginia	Davis	Carter	Brueggemann	Ortiz	Wulfert	Forsythe	Crull	Ehrhard	Benge	Schubart
Oral Roberts	Keisel	Daugherty	Brueggemann	Ortiz	Ritchie	Forsythe	Schubart	Ehrhard	Crull	Benge
Oklahoma	Garcia	Daugherty	Brueggemann	Ortiz	Meola	Forsythe	Schubart	Ehrhard	Benge	LaSalle
Oklahoma	Holiday	Carter	Brueggemann	Ortiz	Meola	Forsythe	Crull	Ehrhard	Benge	Schubart
Oklahoma	Davis	Daugherty	Meola	Ortiz	Ritchie	Forsythe	Schubart	Ehrhard	Benge	LaSalle
Wichita State	Keisel	Daugherty	Meola	Ortiz	Ritchie	Forsythe	Crull	Ehrhard	Benge	Schubart
Cincinnati	Garcia	Daugherty	Brueggemann	Ortiz	Meola	Forsythe	Schubart	Ehrhard	Benge	LaSalle
Cincinnati	Holiday	Carter	Brueggemann	Ortiz	Meola	Forsythe	Crull	Ehrhard	Benge	Schubart
Cincinnati	Davis	Daugherty	Brueggemann	Ortiz	Meola	Forsythe	Ritchie	Ehrhard	Benge	Schubart
Dallas Baptist	Reid	Daugherty	Brueggemann	Meola	Ritchie	Forsythe	Crull	Ehrhard	Benge	Schubart
Kansas State	Garcia	Daugherty	Brueggemann	Ortiz	Meola	Forsythe	Schubart	Ehrhard	Benge	LaSalle
Kansas State	Holiday	Carter	Brueggemann	Ortiz	Ritchie	Forsythe	Crull	Ehrhard	Benge	Schubart
Kansas State	Davis	Daugherty	Brueggemann	Ortiz	Ritchie	Forsythe	Crull	Ehrhard	Benge	Schubart
Oral Roberts	Reid	Daugherty	Brueggemann	Ortiz	Proctor	Forsythe	Schubart	Ehrhard	Crull	Benge
BYU	Benge	Daugherty	Brueggemann	Ortiz	Ritchie	Forsythe	Schubart	Ehrhard	LaSalle	Benge
BYU	Garcia	Daugherty	Brueggemann	Ortiz	Ritchie	Forsythe	Schubart	Ehrhard	Crull	Benge
BYU	Holiday	Carter	Brueggemann	Ortiz	Ritchie	Forsythe	Schubart	Ehrhard	Crull	Benge
Wichita State	Reid	Daugherty	Brueggemann	Ortiz	Ritchie	Forsythe	Schubart	Ehrhard	Benge	Meola
Texas	Garcia	Daugherty	Brueggemann	Ortiz	Meola	Forsythe	Schubart	Ehrhard	Benge	Ritchie
Texas	Holiday	Daugherty	Brueggemann	Ortiz	Wulfert	Forsythe	Schubart	Ehrhard	Benge	Meola
Texas	Benge	Daugherty	Brueggemann	Ortiz	Meola	Forsythe	Schubart	Ehrhard	Crull	Benge
Texas Tech	Garcia	Daugherty	Brueggemann	Ortiz	Wulfert	Forsythe	Schubart	Ehrhard	Benge	Meola
Texas Tech	Holiday	Daugherty	Brueggemann	Ortiz	Wulfert	Forsythe	Schubart	Ehrhard	Benge	Meola
Houston	Garcia	Daugherty	Brueggemann	Ortiz	Wulfert	Forsythe	Schubart	Ehrhard	Benge	Meola
Houston	Holiday	Carter	Brueggemann	Ortiz	Wulfert	Forsythe	Schubart	Ehrhard	Benge	Meola
Texas Tech	Benge	Daugherty	Brueggemann	Ortiz	Meola	Forsythe	Schubart	Ehrhard	LaSalle	Benge
UCF	Phillips	Daugherty	Brueggemann	Ortiz	Wulfert	Forsythe	Schubart	Ehrhard	Benge	Meola
Texas Tech	Garcia	Daugherty	Brueggemann	Ortiz	Wulfert	Forsythe	Schubart	Ehrhard	Benge	Ritchie
UCF	Holiday	Carter	Brueggemann	Ortiz	Wulfert	Forsythe	Schubart	Ehrhard	Benge	Ritchie
Oklahoma	Molsky	Daugherty	Brueggemann	Ortiz	Wulfert	Forsythe	Schubart	Ehrhard	Benge	Ritchie
Niagara	Garcia	Daugherty	Brueggemann	Ortiz	Wulfert	Forsythe	Schubart	Ehrhard	Benge	Meola
Florida	Holiday	Daugherty	Brueggemann	Ortiz	Wulfert	Forsythe	Schubart	Ehrhard	Benge	Meola
Florida	Benge	Daugherty	Brueggemann	Ortiz	Wulfert	Forsythe	Schubart	Ehrhard	Ritchie	Benge
Florida	Molsky	Daugherty	Brueggemann	Ortiz	Wulfert	Forsythe	Schubart	Ehrhard	Benge	Meola

2024 STARTING LINEUPS BY BATTING ORDER

Opponent	1	2	3	4	5	6	7	8	9
Sam Houston	Ehrhard	Benge	Schubart	Brueggemann	Wulfert	Ritchie	Meola	Sylvester	Forsythe
Sam Houston	Benge	Ehrhard	Brueggemann	Wulfert	Schubart	Meola	Ortiz	Sylvester	Forsythe
Sam Houston	Ehrhard	Benge	Wulfert	Brueggemann	Schubart	Meola	Crull	Sylvester	Forsythe
Abilene Christian	Ehrhard	Benge	Wulfert	Brueggemann	Schubart	Meola	Ritchie	Sylvester	Forsythe
Michigan	Ehrhard	Benge	Wulfert	Brueggemann	Schubart	Meola	Ritchie	Sylvester	Forsythe
Arkansas	Ehrhard	Benge	Wulfert	Brueggemann	Schubart	Meola	LaSalle	Daugherty	Forsythe
Oregon State	Ehrhard	Benge	Wulfert	Schubart	Meola	Brueggemann	LaSalle	Forsythe	Carter
Dallas Baptist	Ehrhard	Benge	Wulfert	Schubart	Brueggemann	Daugherty	Ritchie	Forsythe	Ortiz
Central Michigan	Crull	Ehrhard	Benge	Wulfert	Brueggemann	Ortiz	Forsythe	Ritchie	Daugherty
Central Michigan	Crull	Ehrhard	Benge	Brueggemann	Ortiz	Wulfert	Ritchie	Forsythe	Carter
Central Michigan	Ehrhard	Benge	Ortiz	Brueggemann	Wulfert	Ritchie	Forsythe	Crull	Carter
Utah Tech	Ehrhard	Benge	Ortiz	Brueggemann	Meola	Wulfert	Ritchie	Daugherty	Forsythe
Utah Tech	Ehrhard	Benge	Ortiz	Brueggemann	Wulfert	Ritchie	Meola	Forsythe	Carter
Mercer	Ehrhard	Benge	Ortiz	Brueggemann	Meola	Wulfert	Ritchie	Daugherty	Forsythe
Mercer	Ehrhard	Benge	Ortiz	Brueggemann	Meola	Wulfert	Ritchie	Forsythe	Carter
Mercer	Crull	Ehrhard	Benge	Meola	Brueggemann	Wulfert	Ritchie	Ortiz	Daugherty
Oklahoma	Crull	Ehrhard	Benge	Meola	Brueggemann	Wulfert	Ritchie	Ortiz	Carter
UCF	Ehrhard	Benge	Meola	Brueggemann	Wulfert	Ritchie	Ortiz	Daugherty	Forsythe
UCF	Crull	Ehrhard	Benge	Meola	Ritchie	Wulfert	Ortiz	Forsythe	Carter
UCF	Crull	Ehrhard	Benge	Meola	Ritchie	Wulfert	Brueggemann	Forsythe	Carter
Missouri State	Ehrhard	Benge	Ortiz	Meola	Ritchie	Wulfert	Schubart	Daugherty	Forsythe
TCU	Ehrhard	Benge	Meola	Ortiz	Brueggemann	Wulfert	Ritchie	Daugherty	Forsythe
TCU	Crull	Benge	Schubart	Meola	Ritchie	Wulfert	Brueggemann	Forsythe	Carter
TCU	Crull	Benge	Schubart	Meola	Ritchie	Wulfert	Brueggemann	Forsythe	Carter
Wichita State	Ehrhard	Benge	Schubart	Meola	Ritchie	Wulfert	Ortiz	Daugherty	Forsythe
West Virginia	Crull	Benge	Schubart	Ehrhard	Brueggemann	Ortiz	Wulfert	Daugherty	Forsythe
West Virginia	Ehrhard	Schubart	Benge	Wulfert	Brueggemann	Ortiz	Crull	Forsythe	Carter
West Virginia	Crull	Schubart	Ehrhard	Benge	Wulfert	Brueggemann	Ortiz	Forsythe	Carter
Oral Roberts	Crull	Ehrhard	Benge	Schubart	Ortiz	Brueggemann	Forsythe	Ritchie	Daugherty
Oklahoma	Benge	Ehrhard	Meola	Schubart	LaSalle	Ortiz	Brueggemann	Forsythe	Daugherty
Oklahoma	Crull	Ehrhard	Benge	Schubart	Meola	Brueggemann	Ortiz	Forsythe	Carter
Oklahoma	Benge	Ehrhard	Meola	Schubart	Ortiz	LaSalle	Ritchie	Forsythe	Daugherty
Wichita State	Crull	Ehrhard	Benge	Meola	Schubart	Ortiz	Forsythe	Ritchie	Daugherty
Cincinnati	Benge	Ehrhard	Schubart	Meola	LaSalle	Ortiz	Brueggemann	Forsythe	Daugherty
Cincinnati	Crull	Ehrhard	Benge	Schubart	Meola	Brueggemann	Ortiz	Forsythe	Carter
Cincinnati	Ritchie	Ehrhard	Benge	Schubart	Meola	Brueggemann	Ortiz	Forsythe	Daugherty
Dallas Baptist	Ritchie	Ehrhard	Benge	Schubart	Meola	Brueggemann	Crull	Forsythe	Daugherty
Kansas State	Benge	Ehrhard	Schubart	Meola	LaSalle	Ortiz	Brueggemann	Daugherty	Forsythe
Kansas State	Crull	Forsythe	Benge	Ehrhard	Schubart	Ritchie	Ortiz	Brueggemann	Carter
Kansas State	Crull	Forsythe	Benge	Ehrhard	Schubart	Ritchie	Daugherty	Brueggemann	Ortiz
Oral Roberts	Crull	Forsythe	Benge	Ehrhard	Schubart	Daugherty	Brueggemann	Ortiz	Proctor
BYU	Forsythe	Benge	Ehrhard	Schubart	Daugherty	LaSalle	Brueggemann	Ortiz	Ritchie
BYU	Crull	Ehrhard	Benge	Schubart	Daugherty	Ritchie	Ortiz	Brueggemann	Forsythe
BYU	Crull	Ehrhard	Benge	Schubart	Ritchie	Ortiz	Brueggemann	Forsythe	Carter
Wichita State	Ritchie	Ehrhard	Benge	Schubart	Meola	Brueggemann	Daugherty	Ortiz	Forsythe
Texas	Ritchie	Ehrhard	Benge	Schubart	Meola	Brueggemann	Daugherty	Ortiz	Forsythe
Texas	Benge	Ehrhard	Schubart	Meola	Brueggemann	Daugherty	Forsythe	Wulfert	Ortiz
Texas	Crull	Ehrhard	Benge	Schubart	Meola	Brueggemann	Forsythe	Daugherty	Ortiz
Texas Tech	Benge	Ehrhard	Schubart	Meola	Brueggemann	Daugherty	Forsythe	Wulfert	Ortiz
Texas Tech	Ehrhard	Benge	Schubart	Meola	Brueggemann	Daugherty	Forsythe	Wulfert	Ortiz
Houston	Benge	Ehrhard	Schubart	Meola	Brueggemann	Daugherty	Forsythe	Wulfert	Ortiz
Houston	Benge	Ehrhard	Schubart	Meola	Brueggemann	Wulfert	Forsythe	Ortiz	Carter
Texas Tech	Forsythe	Benge	Ehrhard	Schubart	Meola	Brueggemann	Daugherty	Ortiz	LaSalle
UCF	Ehrhard	Benge	Schubart	Meola	Brueggemann	Daugherty	Forsythe	Wulfert	Ortiz
Texas Tech	Ehrhard	Benge	Schubart	Wulfert	Brueggemann	Daugherty	Forsythe	Ritchie	Ortiz
UCF	Ehrhard	Benge	Schubart	Wulfert	Brueggemann	Forsythe	Ritchie	Ortiz	Carter
Oklahoma	Forsythe	Benge	Schubart	Ehrhard	Wulfert	Ritchie	Daugherty	Brueggemann	Ortiz
Niagara	Forsythe	Benge	Schubart	Ehrhard	Meola	Daugherty	Brueggemann	Wulfert	Ortiz
Florida	Forsythe	Benge	Schubart	Ehrhard	Meola	Daugherty	Brueggemann	Wulfert	Ortiz
Florida	Forsythe	Benge	Schubart	Ehrhard	Ritchie	Daugherty	Brueggemann	Ortiz	Wulfert
Florida	Forsythe	Benge	Schubart	Ehrhard	Meola	Daugherty	Brueggemann	Ortiz	Wulfert

THE LAST TIME...

The Last Time A Cowboy Hitter Had...

6+ At Bats in a Game: Colin Brueggemann & Avery Ortiz (6) vs. Niagara, May 31, 2024
5+ Hits in a Game: Nolan Schubart (5) vs. Wichita State, April 30, 2024
6 Runs in a Game: Christian Funk vs. Kansas, April 12, 2019 (tied school record)
5 Runs in a Game: Zach Ehrhard vs. Niagara, May 31, 2024
3 Doubles in a Game: Roc Riggio (4) vs. Utah Tech (Game 2), March 11, 2023
2 Triples in a Game: ... Carson McCusker vs. Kansas State, March 23, 2019 (tied school record)
A Grand Slam: Colin Brueggemann vs. Texas Tech (8th inning), May 10, 2024
A Pinch-Hit Home Run: Aidan Meola vs. Oral Roberts, June 2, 2023
Hit For the Cycle: Christian Encarnacion-Strand vs. UAPB, April 21, 2021
10 RBIs in a Game: Nolan Schubart vs. East Tennessee State, May 7, 2023 (tied school record)
9 RBIs in a Game: Robbie Rea vs. Alabama A&M, March 10, 2012 (Game 1)
8 RBIs in a Game: Adam Carr vs. Kansas, May 22, 2005
7 RBIs in a Game: Nolan Schubart vs. Wichita State, April 30, 2024
6 RBIs in a Game: Lane Forsythe vs. Cincinnati, April 12, 2024
5 RBIs in a Game: Nolan Schubart vs. Houston, May 18, 2024
10+ Total Bases: ... Nolan Schubart (18) vs. Wichita State, April 30, 2024 (school & Big 12 record)
5 Walks in a Game: Zach Ehrhard vs. Missouri State, June 5, 2022
4 Walks in a Game: Nolan Schubart vs. Texas Tech, May 22, 2024
4 Strikeouts in a Game: Nolan Schubart vs. West Virginia, March 29, 2024
Stole Home: Aidan Meola vs. Arizona State (5th inning), March 7, 2023
4 Stolen Bases in a Game: Garrett McCain vs. Incarnate Word, March 1, 2016
3 Stolen Bases in a Game: Lane Forsythe vs. Central Michigan, March 2, 2024
4 HRs in a Game: Nolan Schubart vs. Wichita State, April 30, 2024 (school record)
3 HRs in a Game: Nolan Schubart vs. East Tennessee State, May 7, 2023
2 HRs in a Game: Nolan Schubart vs. Florida, June 1, 2024
HRs in Consecutive At Bats: Nolan Schubart (1st, 3rd, 5th & 6th inn.) vs. Wichita State, April 30, 2024
Inside-the-Park Home Run: Nolan Schubart vs. Sam Houston (5th inning), Feb. 18, 2024
2 Hits in an Inning: Nolan Schubart (1st inning) vs. Wichita State, April 30, 2024
3 Hits in an Inning: Toby Rhodes vs. Grambling, Feb. 11, 2000 (tied for NCAA record)
3 HBP in a Game: Rafael Thomas vs. Western Illinois, March 18, 2009 (Game 2)
Led Off Game with HR: Zach Ehrhard vs. Baylor, May 20, 2022
Walk-Off Hit: Lane Forsythe vs. Arkansas (14th inning single), Feb. 24, 2024
Walk-Off Home Run: Lane Forsythe vs. Cincinnati (10th inning grand slam), April 12, 2024

The Last Time The Cowboys (Team)

Scored 30+ Runs: 30 vs. Western Illinois, March 18, 2009 (Game 1)
Scored 20+ Runs: 20 vs. Houston, May 17, 2024
Scored 10+ Runs in an Inning: 10 (6th inn.) vs. Houston, May 17, 2024
Had 20+ Hits: 23 vs. Sam Houston, Feb. 18, 2024
Had 7+ Doubles: 7 vs. Niagara, May 31, 2024
Did Not Strikeout: vs. Kansas, May 2, 2010
Had 4+ Triples: 4 vs. Arkansas-Pine Bluff, March 23, 2011
Had 10+ HRs: 12 vs. Kansas, April 12, 2019 (school record)
Had 5+ HRs: 5 vs. Florida, June 1, 2024
Had 10+ Walks: 12 vs. Niagara, May 31, 2024
Had 5+ Stolen Bases: 7 vs. Central Michigan, March 2, 2024
Was Shut Out: vs. Oklahoma, May 19, 2023
Was Shut Out at Home: vs. Vanderbilt, March 13, 2021 (Game 1)
Was Shut Out On The Road: vs. Oklahoma, May 19, 2023
Had Back-to-Back Homers: Carson Bengé & Nolan Schubart (3rd inn.) vs. Florida, June 1, 2024
Had Three Consecutive Homers: Ian Daugherty/Lane Forsythe/Tyler Wulfert (3rd inn.) vs. Texas Tech, May 10, 2024
Struck Out 15+ Times: 15 vs. Florida, June 2, 2024
Turned a Triple Play: vs. Cal State Fullerton, May 31, 2014
Was Held to 2 or Less Hits: 2 vs. Oral Roberts, May 2, 2017
Committed 4+ Errors in a Game: 5 vs. Dallas Baptist, Feb. 27, 2024
Won Both Games of a Doubleheader: vs. BYU, April 26, 2024
Lost Both Games of a Doubleheader: vs. Texas, April 24, 2021
Recorded 12+ Strikeouts (pitching): 12 vs. Florida, June 2, 2024
Did Not Issue a Walk (pitching): vs. UCF, May 24, 2024
Allowed Less Than Three Hits: 2 vs. Florida, June 1, 2024

The Last Time A Cowboy Pitcher Had...

A Complete Game: Brian Holiday vs. Florida, June 1, 2024
A Complete Game (7 Innings): Justin Campbell vs. Baylor, May 26, 2022
A Complete Game by a Freshman: Justin Campbell vs. Kansas, May 8, 2021
Four-Straight Complete Games: Spencer Grogan vs. Kansas State 4/25; Kansas 4/17; Baylor 4/11; Texas A&M 4/3, 2004
Consecutive Complete Games: Brian Holiday vs. UCF, May 24, 2024; vs. Florida, June 1, 2024
Consecutive Complete Games (7 Innings): Matt Smith at Baylor (9), April 18, 1998; vs. Nebraska (7), April 24, 1998
A Shutout: Justin Campbell vs. Kansas, May 8, 2021
A Shutout (7 Innings): C.J. Varela vs. Little Rock, Feb. 26, 2020
Consecutive Shutouts: Thomas Hatch vs. TCU, April 22, 2016; vs. Texas, April 30, 2016; vs. Prairie View A&M, May 6, 2016
A Combined Shutout: Sam Garcia (8.0) & Robert Cranz (1.0) vs. Texas Tech, May 24, 2024
A Combined Shutout (7 Innings): C.J. Varela (5.0) & Roman Phansalkar (2.0) vs. UAPB, April 20, 2021
A Shutout by a Freshman: Justin Campbell vs. Kansas, May 8, 2021
Hit Four Batters in a Game: Matt Gardner vs. La Salle, Feb. 16, 2007
A Three-Pitch Inning: Rick Rivas (5th inn.) vs. Dallas Baptist, April 11, 2006
Had 10+ Strikeouts in a Game: Brian Holiday (10) vs. Florida, June 1, 2024
A 1-Hit Game: Jensen Elliott vs. Texas, April 18, 2019
A 1-Hit Game (7 Innings): C.J. Varela vs. Little Rock, Feb. 26, 2020
A Combined 1-Hit Game: Jensen Elliott (7.0), Peyton Battenfield (1.0) & Ben Leeper (1.0) vs. Southeastern Louisiana, March 15, 2019
A No-Hitter: Justin Campbell vs. Kansas, May 8, 2021
A No-Hitter (7 Innings): Joe Giordanella vs. Oklahoma, April 1, 1985
A Combined No-Hitter: Juaron Watts-Brown (6.0), Evan O'Toole (2.0) & Nolan McLean (1.0) vs. LMU, Feb. 25, 2023 (Game 1)

The Last Time A Cowboy Opponent

Threw a No-Hitter: Nick Schmidt (6), Brian McLelland (1) & Devin Collis (2), Arkansas, Feb. 11, 2006
Threw a One-Hitter: B.R. Cook, Oregon State, Feb. 18, 1999
Hit 3 HRs: Miguel Santos, Dallas Baptist, June 3, 2023
Hit 2 HRs: Raphael Pelletier, Kansas State, April 20, 2024
Had Back-to-Back HRs: Anthony Mackenzie & Michael Snyder (2nd inn.), Oklahoma, April 6, 2024
Hit a Grand Slam: Brock Rodden, Wichita State (4th inning), April 4, 2023
Had 5+ Hits in a Game: Caleb Denny (5), Oral Roberts, April 19, 2022
Had 5+ RBI in a Game: Scott Mudler (6), Oklahoma, April 6, 2024
Scored 10+ Runs in an Inning: Texas Tech (10 in the 5th inn.), March 19, 2023
Had a Pinch-Hit Home Run: Danny Neri (7th inn.), UCF, March 17, 2024
Pitched a Complete Game: Payton Tolle, TCU, March 22, 2024
Had 10+ Strikeouts in a Game: Brandon Neely (11), Florida, June 2, 2024

italics — occurred during 2025 season
 * — most recent occurrence in 2025

PLAYER STATS



44 Tommy Allman

Season Highs

Innings Pitched

4.1, vs. Valparaiso, 3/5/24

Hits

10, vs. Delaware, 2/24/24

Runs

10, vs. Delaware, 2/24/24

Earned Runs

10, vs. Delaware, 2/24/24

Walks

4, twice, last vs. Valparaiso, 3/5/24

Strikeouts

7, vs. Valparaiso, 3/5/24

Career Highs

Innings Pitched

4.1, vs. Valparaiso, 3/5/24

Hits

10, vs. Delaware, 2/24/24

Runs

10, vs. Delaware, 2/24/24

Earned Runs

10, vs. Delaware, 2/24/24

Walks

4, twice, last vs. Valparaiso, 3/5/24

Strikeouts

7, vs. Valparaiso, 3/5/24

Allman's 2025 Game-By-Game Stats

Date	OPPONENT	GS	IP	H	R	ER	BB	SO	2B	3B	HR	WP	BK	HBP	IBB	Score	W	L	SV	ERA
------	----------	----	----	---	---	----	----	----	----	----	----	----	----	-----	-----	-------	---	---	----	-----

Allman's Career Stats (2022-24 at Jacksonville)

Year	ERA	W-L	App	GS	CG	SHO	SV	IP	H	R	ER	BB	SO	2B	3B	HR	BF	B/Avg	WP	HBP	BK	SFA	SHA
2022	19.29	0-0	3	0	0	0/0	0	2.1	6	5	5	3	3	0	0	2	16	.462	2	0	0	0	0
2023	6.44	2-0	18	0	0	0/0	0	29.1	37	24	21	16	27	4	2	6	141	.311	4	4	0	1	1
2024	5.05	1-3	19	4	0	0/0	1	46.1	50	26	26	26	52	8	0	9	212	.278	3	3	0	2	1
TOTAL	6.00	3-3	40	4	0	0/0	1	78.0	93	55	52	45	82	12	2	17	369	.298	9	7	0	3	2



56 Kyle Bade

Season Highs

Innings Pitched

1.0, five times, last vs. ORU, 4/23/24

Hits

3, vs. UCF, 3/15/24

Runs

1, three times, last vs. ORU, 4/23/24

Earned Runs

1, three times, last vs. ORU, 4/23/24

Walks

2 vs. Sam Houston, 2/16/24

Strikeouts

1, three times, last vs. Missouri St., 3/19/24

Career Highs

Innings Pitched

1.0, five times, last vs. ORU, 4/23/24

Hits

3, vs. UCF, 3/15/24

Runs

1, three times, last vs. ORU, 4/23/24

Earned Runs

1, three times, last vs. ORU, 4/23/24

Walks

2 vs. Sam Houston, 2/16/24

Strikeouts

1, three times, last vs. Missouri St., 3/19/24

Bade's 2025 Game-By-Game Stats

Date	OPPONENT	GS	IP	H	R	ER	BB	SO	2B	3B	HR	WP	BK	HBP	IBB	Score	W	L	SV	ERA
------	----------	----	----	---	---	----	----	----	----	----	----	----	----	-----	-----	-------	---	---	----	-----

Bade's Career Stats

Year	ERA	W-L	App	GS	CG	SHO	SV	IP	H	R	ER	BB	SO	2B	3B	HR	BF	B/Avg	WP	HBP	BK	SFA	SHA
2024	5.06	0-0	6	0	0	0/1	0	5.1	7	3	3	5	3	1	0	0	17	.350	2	2	0	0	0
TOTAL	5.06	0-0	6	0	0	0/1	0	5.1	7	3	3	5	3	1	0	0	17	.350	2	2	0	0	0

PLAYER STATS



32 Drew Blake

Season Highs

Innings Pitched

2.0, vs. TCU, 3/24/24

Hits

3, three times, last vs. Wichita St., 4/30/24

Runs

4, vs. Wichita St., 4/30/24

Earned Runs

2, three, last vs. Cincinnati, 4/14/24

Walks

2 vs. Sam Houston, 2/17/24

Strikeouts

3 vs. UCF, 3/17/24

Career Highs

Innings Pitched

4.0, vs. Texas, 4/2/23

Hits

3, five times, last vs. Wichita St., 4/30/24

Runs

4, vs. Wichita St., 4/30/24

Earned Runs

3, three times, last vs. Texas Tech, 5/27/23

Walks

3, twice, last vs. Oklahoma, 5/24/23

Strikeouts


5 vs. Texas, 4/2/23

Blake's 2025 Game-By-Game Stats

Date	OPPONENT	GS	IP	H	R	ER	BB	SO	2B	3B	HR	WP	BK	HBP	IBB	Score	W	L	SV	ERA
------	----------	----	----	---	---	----	----	----	----	----	----	----	----	-----	-----	-------	---	---	----	-----

Blake's Career Stats

Year	ERA	W-L	App	GS	CG	SHO	SV	IP	H	R	ER	BB	SO	2B	3B	HR	BF	B/Avg	WP	HBP	BK	SFA	SHA
2023	5.46	1-0	28	2	0	0/1	0	28.0	26	19	17	15	27	4	0	2	129	.243	1	3	1	3	1
2024	5.50	4-0	23	0	0	0/1	0	18.0	24	15	11	7	20	4	1	3	87	.316	0	1	1	2	1
TOTAL	5.48	5-0	51	2	0	0/2	0	46.0	50	34	28	22	47	8	1	5	216	.243	1	4	2	5	2



15 Harrison Bodendorf

2023 Freshman All-American

2023 All-Big West First Team

Season Highs

Innings Pitched

5.2, vs. CSUN, 5/5/24

Hits

7, vs. North Carolina State, 2/23/24

Runs

6, vs. North Carolina State, 2/23/24

Earned Runs

6, vs. North Carolina State, 2/23/24

Walks

3, twice, last vs. UC Riverside, 5/12/24

Strikeouts

10, vs. Long Beach State, 5/18/24

Career Highs

Innings Pitched

5.2, vs. CSUN, 5/5/24

Hits

7, vs. North Carolina State, 2/23/24

Runs

6, vs. North Carolina State, 2/23/24

Earned Runs

6, vs. North Carolina State, 2/23/24

Walks

6, vs. Maryland, 3/5/23

Strikeouts

10, vs. Long Beach State, 5/18/24

Bodendorf's 2025 Game-By-Game Stats

Date	OPPONENT	GS	IP	H	R	ER	BB	SO	2B	3B	HR	WP	BK	HBP	IBB	Score	W	L	SV	ERA
------	----------	----	----	---	---	----	----	----	----	----	----	----	----	-----	-----	-------	---	---	----	-----

Bodendorf's Career Stats (2023-24 at Hawaii)

Year	ERA	W-L	App	GS	CG	SHO	SV	IP	H	R	ER	BB	SO	2B	3B	HR	BF	B/Avg	WP	HBP	BK	SFA	SHA
2023	3.45	5-2	21	6	0	0/0	5	57.1	52	31	22	27	66	14	1	1	260	.239	5	10	2	2	3
2024	4.61	4-3	20	11	0	0/0	2	56.2	53	29	29	28	64	13	1	5	253	.247	0	7	0	0	3
TOTAL	4.03	9-5	41	17	0	0/0	7	114.0	105	60	51	55	130	27	2	6	513	.242	5	17	2	2	6

PLAYER STATS



12 Colin Brueggemann

2023 All-Big 12 Second Team INF
2022 All-Big 12 Second Team DH

Season Highs

Hits
3, six times, last vs. Wichita St., 4/30/24
Runs
3, five times, last vs. Wichita St., 4/30/24
RBI
5, vs. Texas Tech, 5/10/24
Walks
3, twice, last vs. Cincinnati, 4/12/24
Strikeouts
5 vs. Arkansas, 2/24/24
Stolen Bases
n/a

Career Highs

Hits
3, seven times, last vs. Wichita St., 4/30/24
Runs
3, six times, last vs. Wichita St., 4/30/24
RBI
5, twice, last vs. Texas Tech, 5/10/24
Walks
4, vs. East Tennessee State, 5/6/23
Strikeouts
5 vs. Arkansas, 2/24/24
Stolen Bases
1 vs. Kansas, 4/21/23

Brueggemann's 2025 Game-By-Game Stats

Date	OPPONENT	GS	AB	R	H	RBI	2B	3B	HR	BB	IBB	SB	CS	HBP	SAC	SF	GDP	K	PO	A	E	Avg
------	----------	----	----	---	---	-----	----	----	----	----	-----	----	----	-----	-----	----	-----	---	----	---	---	-----

Brueggemann's Career Statistics

Year	Avg	GP-GS	AB	R	H	2B	3B	HR	RBI	TB	SLG%	BB	HBP	SO	GDP	OB%	SF	SH	SB-ATT	PO	A	E	FLD%
2023	.330	42-31	109	29	36	11	0	6	36	65	.596	22	2	32	0	.448	1	0	1-1	20	3	0	1.000
2024	.251	59-56	223	44	56	13	1	14	50	113	.507	24	9	83	5	.344	3	0	0-1	366	13	7	.982
TOTAL	.277	101-87	332	73	92	24	1	20	86	178	.536	46	11	115	5	.379	4	0	1-2	386	16	7	.983



34 Charlie Carter

Season Highs

Hits
1, four times, last vs. West Virginia, 3/30/24
Runs
1, six times, last vs. UCF, 5/24/24
RBI
2, vs. Central Michigan, 3/3/24
Walks
2, vs. BYU, 4/26/24
Strikeouts
3, three times, last vs. Houston, 5/18/24
Stolen Bases
n/a

Career Highs

Hits
1, four times, last vs. West Virginia, 3/30/24
Runs
1, six times, last vs. UCF, 5/24/24
RBI
2, vs. Central Michigan, 3/3/24
Walks
2, vs. BYU, 4/26/24
Strikeouts
3, three times, last vs. Houston, 5/18/24
Stolen Bases
n/a


Carter's 2025 Game-By-Game Stats

Date	OPPONENT	GS	AB	R	H	RBI	2B	3B	HR	BB	IBB	SB	CS	HBP	SAC	SF	GDP	K	PO	A	E	Avg
------	----------	----	----	---	---	-----	----	----	----	----	-----	----	----	-----	-----	----	-----	---	----	---	---	-----

Carter's Career Statistics

Year	Avg	GP-GS	AB	R	H	2B	3B	HR	RBI	TB	SLG%	BB	HBP	SO	GDP	OB%	SF	SH	SB-ATT	PO	A	E	FLD%
2024	.070	27-18	57	6	4	1	0	0	2	5	.088	6	4	25	0	.209	0	5	0-0	183	22	2	.990
TOTAL	.070	27-18	57	6	4	1	0	0	2	5	.088	6	4	25	0	.209	0	5	0-0	183	22	2	.990

PLAYER STATS



6 Drew Culbertson

Season Highs

Hits
3, vs. CSU Bakersfield, 2/21/24
Runs
3, vs. Northern Kentucky, 3/2/24
RBI
3, vs. South Carolina, 5/4/24
Walks
2, three times, last vs. Lindenwood, 4/30/24
Strikeouts
4, vs. Mississippi State, 5/16/24
Stolen Bases
2, vs. Northern Kentucky, 3/1/24

Career Highs

Hits
3, vs. CSU Bakersfield, 2/21/24
Runs
3, vs. Northern Kentucky, 3/2/24
RBI
3, vs. South Carolina, 5/4/24
Walks
2, three times, last vs. Lindenwood, 4/30/24
Strikeouts
4, vs. Mississippi State, 5/16/24
Stolen Bases
2, vs. Northern Kentucky, 3/1/24

Culbertson's 2025 Game-By-Game Stats

Date	OPPONENT	GS	AB	R	H	RBI	2B	3B	HR	BB	IBB	SB	CS	HBP	SAC	SF	GDP	K	PO	A	E	Avg
------	----------	----	----	---	---	-----	----	----	----	----	-----	----	----	-----	-----	----	-----	---	----	---	---	-----

Culbertson's Career Statistics (2024 at Missouri)

Year	Avg	GP-GS	AB	R	H	2B	3B	HR	RBI	TB	SLG%	BB	HBP	SO	GDP	OB%	SF	SH	SB-ATT	PO	A	E	FLD%
2024	.191	48-45	162	22	31	3	1	1	7	39	.241	13	5	68	3	.272	0	1	10-12	67	97	12	.932
TOTAL	.191	48-45	162	22	31	3	1	1	7	39	.241	13	5	68	3	.272	0	1	10-12	67	97	12	.932



8 Ian Daugherty

Season Highs

Hits
3, vs. BYU, 4/26/24
Runs
3, vs. Houston, 5/17/24
RBI
4, vs. BYU, 4/25/24
Walks
3, vs. Houston, 5/17/24
Strikeouts
3, three times, last vs. Florida, 6/1/24
Stolen Bases
1 vs. Central Michigan, 3/1/24

Career Highs

Hits
3, twice, last time vs. BYU, 4/26/24
Runs
3, twice, last vs. Houston, 5/17/24
RBI
4, vs. BYU, 4/25/24
Walks
3, twice, last vs. Houston, 5/17/24
Strikeouts
3, five times, last vs. Florida, 6/1/24
Stolen Bases
1, three times vs. Central Michigan, 3/1/24

Daugherty's 2025 Game-By-Game Stats

Date	OPPONENT	GS	AB	R	H	RBI	2B	3B	HR	BB	IBB	SB	CS	HBP	SAC	SF	GDP	K	PO	A	E	Avg
------	----------	----	----	---	---	-----	----	----	----	----	-----	----	----	-----	-----	----	-----	---	----	---	---	-----

Daugherty's Career Statistics

Year	Avg	GP-GS	AB	R	H	2B	3B	HR	RBI	TB	SLG%	BB	HBP	SO	GDP	OB%	SF	SH	SB-ATT	PO	A	E	FLD%
2022	.309	31-21	68	11	21	4	0	1	12	28	.412	10	2	22	0	.402	2	0	1-1	224	13	1	.996
2023	.235	15-5	17	5	4	2	0	1	1	6	.353	4	0	10	0	.381	0	1	1-1	73	3	0	1.000
2024	.252	43-38	139	25	35	6	0	10	32	71	.511	21	3	36	2	.358	2	4	1-1	430	14	1	.998
TOTAL	.268	89-64	224	41	60	12	0	11	45	105	.469	35	5	68	2	.373	4	5	3-3	727	30	2	.997

PLAYER STATS



22 Gabe Davis

2025 Preseason All-American

Season Highs

Innings Pitched

5.2, vs. Arkansas, 2/24/24

Hits

5, vs. Cincinnati, 4/14/24

Runs

5, vs. West Virginia, 3/31/24

Earned Runs

3, three times, last vs. Texas, 5/4/24

Walks

3, four times, last vs. UCF, 5/23/24

Strikeouts

8 vs. Florida, 6/2/24

Career Highs

Innings Pitched

5.2, vs. Arkansas, 2/24/24

Hits

5, twice, last time vs. Cincinnati, 4/14/24

Runs

6, vs. Oral Roberts, 4/11/23

Earned Runs

6, vs. Oral Roberts, 4/11/23

Walks

4 vs. Arkansas, 2/19/23

Strikeouts

8 vs. Florida, 6/2/24

Davis's 2025 Game-By-Game Stats

Date	OPPONENT	GS	IP	H	R	ER	BB	SO	2B	3B	HR	WP	BK	HBP	IBB	Score	W	L	SV	ERA
------	----------	----	----	---	---	----	----	----	----	----	----	----	----	-----	-----	-------	---	---	----	-----

Davis's Career Stats

Year	ERA	W-L	App	GS	CG	SHO	SV	IP	H	R	ER	BB	SO	2B	3B	HR	BF	B/Avg	WP	HBP	BK	SFA	SHA
2023	7.92	1-2	22	0	0	0/0	1	25.0	29	22	22	19	40	6	0	8	121	.290	2	2	0	0	0
2024	4.17	2-4	18	5	0	0/0	3	45.1	36	28	21	25	55	6	1	6	211	.217	7	11	0	2	7
TOTAL	5.50	3-6	40	5	0	0/0	4	70.1	65	50	43	44	95	12	1	14	332	.244	9	13	0	2	7



23 Jayson Jones

Season Highs

Hits

2, twice, last vs. Texas Tech, 4/16/24

Runs

2, four times, last vs. Mississippi St., 5/12/24

RBI

6, vs. Grambling, 2/27/24

Walks

2, vs. San Jose State, 4/9/24

Strikeouts

4, vs. Texas A&M, 5/17/24

Stolen Bases

1, three times, last vs. Mississippi St., 5/12/24

Career Highs

Hits

2, four times, last vs. Texas Tech, 4/16/24

Runs

3, vs. Little Rock, 4/11/23

RBI

6, vs. Grambling, 2/27/24

Walks

3, four times, last vs. Lipscomb, 5/2/23

Strikeouts

4, vs. Texas A&M, 5/17/24

Stolen Bases

1, five times, last vs. Mississippi St., 5/12/24

Jones's 2025 Game-By-Game Stats

Date	OPPONENT	GS	AB	R	H	RBI	2B	3B	HR	BB	IBB	SB	CS	HBP	SAC	SF	GDP	K	PO	A	E	Avg
------	----------	----	----	---	---	-----	----	----	----	----	-----	----	----	-----	-----	----	-----	---	----	---	---	-----

Jones's Career Statistics (2023-24 at Arkansas)

Year	Avg	GP-GS	AB	R	H	2B	3B	HR	RBI	TB	SLG%	BB	HBP	SO	GDP	OB%	SF	SH	SB-ATT	PO	A	E	FLD%
2023	.196	20-13	46	12	9	2	0	2	6	17	.370	14	2	15	3	.403	0	0	2-2	15	9	1	.960
2024	.194	23-19	72	11	14	3	0	4	17	29	.403	8	3	26	1	.301	0	0	3-3	22	2	0	1.000
TOTAL	.195	43-32	118	23	23	5	0	6	23	46	.390	22	5	41	4	.345	0	0	5-5	37	11	1	.980

PLAYER STATS



35 Jake Kennedy

Season Highs

Innings Pitched

1.0, vs. Missouri State, 3/19/24

Hits

3, vs. Missouri State, 3/19/24

Runs

3, vs. Missouri State, 3/19/24

Earned Runs

1, vs. Missouri State, 3/19/24

Walks

n/a

Strikeouts

1, vs. Missouri State, 3/19/24

Career Highs

Innings Pitched

1.0, vs. Missouri State, 3/19/24

Hits

3, vs. Missouri State, 3/19/24

Runs

3, vs. Missouri State, 3/19/24

Earned Runs

1, vs. Missouri State, 3/19/24

Walks

n/a

Strikeouts

1, vs. Missouri State, 3/19/24

Kennedy's 2025 Game-By-Game Stats

Date	OPPONENT	GS	IP	H	R	ER	BB	SO	2B	3B	HR	WP	BK	HBP	IBB	Score	W	L	SV	ERA
------	----------	----	----	---	---	----	----	----	----	----	----	----	----	-----	-----	-------	---	---	----	-----

Kennedy's Career Stats

Year	ERA	W-L	App	GS	CG	SHO	SV	IP	H	R	ER	BB	SO	2B	3B	HR	BF	B/Avg	WP	HBP	BK	SFA	SHA
2024	9.00	0-0	1	0	0	0/0	0	1.0	3	3	1	0	1	0	0	1	7	.500	0	1	0	0	0
TOTAL	9.00	0-0	1	0	0	0/0	0	1.0	3	3	1	0	1	0	0	1	7	.500	0	1	0	0	0



45 Landry Kyle

Season Highs

Innings Pitched

1.0, twice, last vs. Seton Hall, 3/18/22

Hits

n/a

Runs

n/a

Earned Runs

n/a

Walks

1, twice, last vs. Oklahoma, 4/9/22

Strikeouts

2, twice, last time vs. Seton Hall, 3/18/22

Career Highs

Innings Pitched

1.0, twice, last vs. Seton Hall, 3/18/22

Hits

n/a

Runs

n/a

Earned Runs

n/a

Walks

1, twice, last vs. Oklahoma, 4/9/22

Strikeouts

2, twice, last time vs. Seton Hall, 3/18/22

Kyle's 2025 Game-By-Game Stats

Date	OPPONENT	GS	IP	H	R	ER	BB	SO	2B	3B	HR	WP	BK	HBP	IBB	Score	W	L	SV	ERA
------	----------	----	----	---	---	----	----	----	----	----	----	----	----	-----	-----	-------	---	---	----	-----

Kyle's Career Stats

Year	ERA	W-L	App	GS	CG	SHO	SV	IP	H	R	ER	BB	SO	2B	3B	HR	BF	B/Avg	WP	HBP	BK	SFA	SHA
2022	0.00	1-0	4	0	0	0/0	0	2.2	0	0	0	2	5	0	0	0	11	.000	0	1	0	0	0
TOTAL	0.00	1-0	4	0	0	0/0	0	2.2	0	0	0	2	5	0	0	0	11	.000	0	1	0	0	0

PLAYER STATS



3 Donovan LaSalle

2023 MLB Draft Pick, 19th round by Kansas City

Season Highs	Career Highs
Hits 2, twice, last time vs. Oklahoma, 4/7/24	Hits 2, twice, last time vs. Oklahoma, 4/7/24
Runs 2, vs. Oklahoma, 4/7/24	Runs 2, vs. Oklahoma, 4/7/24
RBI 3, vs. Oklahoma, 4/7/24	RBI 3, vs. Oklahoma, 4/7/24
Walks 2, vs. Texas Tech, 5/22/24	Walks 2, vs. Texas Tech, 5/22/24
Strikeouts 2, four times, last vs. BYU, 4/25/24	Strikeouts 2, four times, last vs. BYU, 4/25/24
Stolen Bases n/a	Stolen Bases n/a

LaSalle's 2025 Game-By-Game Stats																			
Date	OPPONENT	GS	AB	R	H	RBI	2B	3B	HR	BB	IBB	SB	CS	HBP	SAC	SF	GDP	K	PO
A	E	Avg																	

LaSalle's Career Statistics																			
Year	Avg	GP-GS	AB	R	H	2B	3B	HR	RBI	TB	SLG%	BB	HBP	SO	GDP	OB%	SF	SH	SB-ATT
PO	A	E	FLD%																
2024	.194	17-8	36	5	7	2	0	1	3	12	.333	8	3	12	0	.383	0	3	0-0
TOTAL	.194	17-8	36	5	7	2	0	1	3	12	.333	8	3	12	0	.383	0	3	0-0



2 Aidan Meola

2024 Honorable Mention All-Big 12

Season Highs	Career Highs
Hits 3, four times, last vs. Texas Tech, 5/10/24	Hits 3, five times, last vs. Texas Tech, 5/10/24
Runs 2, ten times, last vs. Niagara, 5/31/24	Runs 2, twelve times, last vs. Niagara, 5/31/24
RBI 5, twice, last vs. Cincinnati, 4/13/24	RBI 5, twice, last vs. Cincinnati, 4/13/24
Walks 2, four times, last vs. Niagara, 5/31/24	Walks 2, four times, last vs. Niagara, 5/31/24
Strikeouts 4 vs. Arkansas, 2/24/24	Strikeouts 4 vs. Arkansas, 2/24/24
Stolen Bases n/a	Stolen Bases 1 vs. Arizona State, 3/7/23

Meola's 2025 Game-By-Game Stats																			
Date	OPPONENT	GS	AB	R	H	RBI	2B	3B	HR	BB	IBB	SB	CS	HBP	SAC	SF	GDP	K	PO
A	E	Avg																	

Meola's Career Statistics																			
Year	Avg	GP-GS	AB	R	H	2B	3B	HR	RBI	TB	SLG%	BB	HBP	SO	GDP	OB%	SF	SH	SB-ATT
PO	A	E	FLD%																
2022	.286	26-8	35	7	10	4	1	0	8	16	.457	2	1	10	1	.333	1	0	0-0
2023	.330	27-21	88	13	29	7	1	4	18	50	.568	4	2	26	0	.368	1	0	1-1
2024	.329	43-43	161	32	53	12	0	10	47	95	.590	21	5	42	3	.416	3	0	0-1
TOTAL	.324	96-72	284	52	92	23	2	14	73	161	.567	27	8	78	4	.392	5	0	1-2

PLAYER STATS



7 Avery Ortiz

Season Highs

Hits
3, twice, last vs. UCF, 5/24/24
Runs
3, twice, last vs. UCF, 5/24/24
RBI
4, vs. Oklahoma, 4/6/24
Walks
3, vs. Texas Tech, 5/10/24
Strikeouts
3 vs. Texas, 5/5/24
Stolen Bases
1, six times, last vs. Texas, 5/3/24

Career Highs

Hits
3, twice, last vs. UCF, 5/24/24
Runs
3, twice, last vs. UCF, 5/24/24
RBI
4, vs. Oklahoma, 4/6/24
Walks
3, vs. Texas Tech, 5/10/24
Strikeouts
3 vs. Texas, 5/5/24
Stolen Bases
1, six times, last vs. Texas, 5/3/24

Ortiz's 2025 Game-By-Game Stats

Date	OPPONENT	GS	AB	R	H	RBI	2B	3B	HR	BB	IBB	SB	CS	HBP	SAC	SF	GDP	K	PO	A	E	Avg
------	----------	----	----	---	---	-----	----	----	----	----	-----	----	----	-----	-----	----	-----	---	----	---	---	-----

Ortiz's Career Statistics

Year	Avg	GP-GS	AB	R	H	2B	3B	HR	RBI	TB	SLG%	BB	HBP	SO	GDP	OB%	SF	SH	SB-ATT	PO	A	E	FLD%
2024	.258	55-51	190	36	49	9	0	9	34	85	.447	26	10	53	4	.374	1	0	6-8	54	100	10	.939
TOTAL	.258	55-51	190	36	49	9	0	9	34	85	.447	26	10	53	4	.374	1	0	6-8	54	100	10	.939



66 Mario Pesca

2024 All-Big East First Team

Season Highs

Innings Pitched
7.0, vs. Creighton, 5/4/24
Hits
10, vs. Penn, 6/1/24
Runs
5, vs. Butler, 4/21/24
Earned Runs
4, twice, last vs. Xavier, 5/23/24
Walks
5, vs. Winthrop, 3/30/24
Strikeouts
8, vs. Fordham, 3/25/24

Career Highs

Innings Pitched
7.0, vs. Creighton, 5/4/24
Hits
10, vs. Penn, 6/1/24
Runs
11, vs. Hofstra, 4/11/23
Earned Runs
10, vs. Hofstra, 4/11/23
Walks
5, vs. Winthrop, 3/30/24
Strikeouts
8, vs. Fordham, 3/25/24

Pesca's 2025 Game-By-Game Stats

Date	OPPONENT	GS	IP	H	R	ER	BB	SO	2B	3B	HR	WP	BK	HBP	IBB	Score	W	L	SV	ERA
------	----------	----	----	---	---	----	----	----	----	----	----	----	----	-----	-----	-------	---	---	----	-----

Pesca's Career Stats (2023-24 at St. John's)

Year	ERA	W-L	App	GS	CG	SHO	SV	IP	H	R	ER	BB	SO	2B	3B	HR	BF	B/Avg	WP	HBP	BK	SFA	SHA
2023	6.65	1-5	18	9	0	0/0	1	46.0	54	40	34	21	33	5	0	5	186	.290	7	14	0	0	4
2024	2.96	6-1	15	15	0	0/0	0	76.0	70	31	25	38	53	9	0	6	289	.242	3	11	0	1	2
TOTAL	4.35	7-6	33	24	0	0/0	1	122.0	124	71	59	59	86	14	0	11	475	.261	10	25	0	1	6

PLAYER STATS



28 Brennan Phillips

Season Highs

Innings Pitched

4.0, vs. Oral Roberts, 4/23/24

Hits

8, vs. Abilene Christian, 2/21/24

Runs

4, vs. Abilene Christian, 2/21/24

Earned Runs

4, vs. Abilene Christian, 2/21/24

Walks

3, vs. UCF, 5/23/24

Strikeouts

7 vs. Oral Roberts, 4/23/24

Career Highs

Innings Pitched

6.0, twice, last vs. Texas Tech, 5/27/23

Hits

8, vs. Abilene Christian, 2/21/24

Runs

7, vs. Vanderbilt, 2/18/23

Earned Runs

7, vs. Vanderbilt, 2/18/23

Walks

3, last vs. UCF, 5/23/24

Strikeouts

7, twice, last time vs. Oral Roberts, 4/23/24

Phillips's 2025 Game-By-Game Stats

Date	OPPONENT	GS	IP	H	R	ER	BB	SO	2B	3B	HR	WP	BK	HBP	IBB	Score	W	L	SV	ERA
------	----------	----	----	---	---	----	----	----	----	----	----	----	----	-----	-----	-------	---	---	----	-----

Phillips's Career Stats

Year	ERA	W-L	App	GS	CG	SHO	SV	IP	H	R	ER	BB	SO	2B	3B	HR	BF	B/Avg	WP	HBP	BK	SFA	SHA
2023	9.69	2-1	10	6	0	0/0	0	26.0	34	29	28	12	22	4	1	6	126	.315	2	4	0	0	2
2024	4.91	2-0	11	2	0	0/1	0	14.2	18	10	8	5	16	2	1	2	70	.310	1	5	2	2	0
TOTAL	7.97	4-1	21	8	0	0/1	0	40.2	52	39	36	17	38	6	2	8	196	.313	3	9	2	2	2



13 Kollin Ritchie

2023 MLB Draft Pick, 19th round Baltimore

Season Highs

Hits

4, twice, last vs. Oklahoma, 3/12/24

Runs

2, four times, last vs. BYU, 4/26/24

RBI

3, three times, last vs. TCU, 3/23/24

Walks

3, vs. BYU, 4/25/24

Strikeouts

3, vs. TCU, 3/22/24

Stolen Bases

1, four times, last vs. Wichita State, 3/26/24

Career Highs

Hits

4, twice, last vs. Oklahoma, 3/12/24

Runs

2, four times, last vs. BYU, 4/26/24

RBI

3, three times, last vs. TCU, 3/23/24

Walks

3, vs. BYU, 4/25/24

Strikeouts

3, vs. TCU, 3/22/24

Stolen Bases

1, four times, last vs. Wichita State, 3/26/24

Ritchie's 2025 Game-By-Game Stats

Date	OPPONENT	GS	AB	R	H	RBI	2B	3B	HR	BB	IBB	SB	CS	HBP	SAC	SF	GDP	K	PO	A	E	Avg
------	----------	----	----	---	---	-----	----	----	----	----	-----	----	----	-----	-----	----	-----	---	----	---	---	-----

Ritchie's Career Statistics

Year	Avg	GP-GS	AB	R	H	2B	3B	HR	RBI	TB	SLG%	BB	HBP	SO	GDP	OB%	SF	SH	SB-ATT	PO	A	E	FLD%
2024	.271	53-37	140	25	38	3	1	7	28	64	.457	29	8	34	1	.419	2	0	4-4	27	8	4	.897
TOTAL	.271	53-37	140	25	38	3	1	7	28	64	.457	29	8	34	1	.419	2	0	4-4	27	8	4	.897

PLAYER STATS



10 Nolan Schubart

2025 Preseason All-American
2025 Golden Spikes Award Watch List
2024 All-American
2024 All-Big 12 Second Team OF
2023 All-American
2023 Big 12 Co-Freshman of the Year
2023 All-Big 12 First Team OF

Season Highs	Career Highs
Hits 5, vs. Wichita State, 5/30/24	Hits 5, vs. Wichita State, 5/30/24
Runs 4, vs. Wichita State, 5/30/24	Runs 4, three times, last vs. Wichita St., 5/30/24
RBI 7, vs. Wichita State, 5/30/24	RBI 10, vs. East Tennessee State, 5/27/23
Walks 4, vs. Texas Tech, 5/22/24	Walks 4, vs. Texas Tech, 5/22/24
Strikeouts 4, vs. West Virginia, 3/29/24	Strikeouts 4, vs. West Virginia, 3/29/24
Stolen Bases n/a	Stolen Bases 1, vs. Texas, 4/1/23

Schubart's 2025 Game-By-Game Stats																			
Date	OPPONENT	GS	AB	R	H	RBI	2B	3B	HR	BB	IBB	SB	CS	HBP	SAC	SF	GDP	K	PO
A	E	Avg																	

Schubart's Career Statistics																			
Year	Avg	GP-GS	AB	R	H	2B	3B	HR	RBI	TB	SLG%	BB	HBP	SO	GDP	OB%	SF	SH	SB-ATT
PO	A	E	FLD%																
2023	.338	61-59	216	55	73	20	0	17	74	144	.667	43	3	75	1	.451	2	0	1-1
2024	.370	49-48	173	55	64	10	1	23	68	145	.838	49	3	62	2	.513	1	0	0-0
TOTAL	.352	110-107	389	110	137	30	1	40	142	289	.743	92	6	137	3	.480	3	0	1-1



18 Beau Sylvester

Season Highs	Career Highs
Hits 2, twice, last vs. Sam Houston, 2/18/24	Hits 2, three times, last vs. Sam Houston, 2/18/24
Runs 3, vs. Sam Houston, 2/18/24	Runs 3, vs. Sam Houston, 2/18/24
RBI 2, vs. Sam Houston, 2/18/24	RBI 2, twice, last vs. Sam Houston, 2/18/24
Walks 1, vs. Stetson, 2/18/24	Walks 1, four times, last vs. Stetson, 2/18/24
Strikeouts 2 vs. Sam Houston, 2/16/24	Strikeouts 2, three times vs. Sam Houston, 2/16/24
Stolen Bases n/a	Stolen Bases n/a

Sylvester's 2025 Game-By-Game Stats																			
Date	OPPONENT	GS	AB	R	H	RBI	2B	3B	HR	BB	IBB	SB	CS	HBP	SAC	SF	GDP	K	PO
A	E	Avg																	

Sylvester's Career Statistics																			
Year	Avg	GP-GS	AB	R	H	2B	3B	HR	RBI	TB	SLG%	BB	HBP	SO	GDP	OB%	SF	SH	SB-ATT
PO	A	E	FLD%																
2023	.175	23-12	40	5	7	2	0	2	4	15	.375	3	0	16	0	.233	0	0	0-0
2024	.313	5-5	16	4	5	0	0	0	3	5	.313	1	0	3	0	.333	1	0	0-0
TOTAL	.214	28-17	56	9	12	2	0	2	7	20	.357	4	0	19	0	.262	1	0	0-0

PLAYER STATS



24 Ryan Ure

2021 MLB Draft Pick, 16th round by Texas
2023 MLB Draft Pick, 19th round by San Francisco

Season Highs

Innings Pitched

1.0, twice, last vs. Oral Roberts, 4/2/24

Hits

1, three times, last vs. Florida, 6/3/24

Runs

2, vs. Kansas State, 4/20/24

Earned Runs

2, vs. Kansas State, 4/20/24

Walks

1, four times, last vs. Texas, 5/3/24

Strikeouts

2, twice, last vs. Oral Roberts, 4/2/24

Career Highs

Innings Pitched

2.0, three times, last vs. Seton Hall, 3/20/22

Hits

2, three times, last vs. Arkansas, 6/4/22

Runs

3, vs. Dallas Baptist, 5/10/22

Earned Runs

3, vs. Dallas Baptist, 5/10/22

Walks

2, twice, last vs. Wichita State, 4/12/22

Strikeouts

5, vs. Seton Hall, 3/20/22

Ure's 2025 Game-By-Game Stats

Date	OPPONENT	GS	IP	H	R	ER	BB	SO	2B	3B	HR	WP	BK	HBP	IBB	Score	W	L	SV	ERA
------	----------	----	----	---	---	----	----	----	----	----	----	----	----	-----	-----	-------	---	---	----	-----

Ure's Career Stats

Year	ERA	W-L	App	GS	CG	SHO	SV	IP	H	R	ER	BB	SO	2B	3B	HR	BF	B/Avg	WP	HBP	BK	SFA	SHA
2022	7.36	0-1	13	0	0	0/0	0	11.0	10	10	9	11	15	2	0	4	56	.227	3	1	0	0	0
2024	4.91	1-0	9	0	0	0/2	0	3.2	3	3	2	4	7	1	0	0	19	.200	0	0	0	0	0
TOTAL	6.75	1-1	22	0	0	0/2	0	14.2	13	13	11	15	22	3	0	4	75	.220	3	1	0	0	0



77 Hunter Watkins

Season Highs

Innings Pitched

4.2, vs. Utah Tech, 4/20/24

Hits

5, four times, last vs. Dallas Baptist, 6/2/24

Runs

6, vs. Nebraska, 2/25/24

Earned Runs

3, three times, last vs. Dallas Baptist, 6/2/24

Walks

2, three times, last vs. Saint Mary's, 4/6/24

Strikeouts

8, vs. Utah Valley, 5/17/24

Career Highs

Innings Pitched

4.2, vs. Utah Tech, 4/20/24

Hits

5, four times, last vs. Dallas Baptist, 6/2/24

Runs

6, vs. Nebraska, 2/25/24

Earned Runs

3, three times, last vs. Dallas Baptist, 6/2/24

Walks

2, three times, last vs. Saint Mary's, 4/6/24

Strikeouts

8, vs. Utah Valley, 5/17/24

Watkins's 2025 Game-By-Game Stats

Date	OPPONENT	GS	IP	H	R	ER	BB	SO	2B	3B	HR	WP	BK	HBP	IBB	Score	W	L	SV	ERA
------	----------	----	----	---	---	----	----	----	----	----	----	----	----	-----	-----	-------	---	---	----	-----

Watkins's Career Stats (at Grand Canyon)

Year	ERA	W-L	App	GS	CG	SHO	SV	IP	H	R	ER	BB	SO	2B	3B	HR	BF	B/Avg	WP	HBP	BK	SFA	SHA
2024	3.83	2-1	18	4	0	0/0	2	47.0	53	23	20	13	47	10	0	4	212	.279	2	5	1	2	2
TOTAL	3.83	2-1	18	4	0	0/0	2	47.0	53	23	20	13	47	10	0	4	212	.279	2	5	1	2	2

PLAYER STATS



33 Sean Youngerman

2024 NCCAA All-American
2024 All-PacWest Third Team

Season Highs	Career Highs
Innings Pitched 7.0, twice, last vs. Fresno Pacific, 4/8/24	Innings Pitched 7.0, twice, last vs. Fresno Pacific, 4/8/24
Hits 9, vs. Point Loma, 3/2/24	Hits 9, vs. Point Loma, 3/2/24
Runs 8, vs. Point Loma, 3/2/24	Runs 8, vs. Point Loma, 3/2/24
Earned Runs 8, vs. Point Loma, 3/2/24	Earned Runs 8, vs. Point Loma, 3/2/24
Walks 3, vs. Fresno Pacific, 4/8/24	Walks 3, vs. Fresno Pacific, 4/8/24
Strikeouts 11, vs. Western Oregon, 2/10/24	Strikeouts 11, vs. Western Oregon, 2/10/24

Youngerman's 2025 Game-By-Game Stats

Date	OPPONENT	GS	IP	H	R	ER	BB	SO	2B	3B	HR	WP	BK	HBP	IBB	Score	W	L	SV	ERA
------	----------	----	----	---	---	----	----	----	----	----	----	----	----	-----	-----	-------	---	---	----	-----

Youngerman's Career Stats (2023-24 at Westmont College)

Year	ERA	W-L	App	GS	CG	SHO	SV	IP	H	R	ER	BB	SO	2B	3B	HR	BF	B/Avg	WP	HBP	BK	SFA	SHA
2023	2.97	3-0	14	2	0	0/0	0	30.1	24	13	10	7	33	7	0	4	126	.212	1	5	1	1	0
2024	3.71	8-1	13	12	0	0/0	0	70.1	61	31	29	15	69	7	2	9	292	.236	2	11	0	5	2
TOTAL	3.49	11-1	27	14	0	0/0	0	100.2	85	44	39	22	102	14	2	13	418	.228	3	16	1	6	2