



Cowboys



Men's Basketball

Game Notes

Game 20 • Wednesday, Jan. 29, 2025 • 7 p.m. CT • Manhattan, Kan. • Bramlage Coliseum (11,000)

OKLAHOMA STATE COWBOYS

10-9 overall (2-6 Big 12)

NET: 110 • KP: 107 • BPI: 104 • T-Rank: 114 • WAB: 102 (-3.31)


Streak: Lost 2 • H: 7-2 (L1) • A: 2-4 (L4) • N: 1-3

Head Coach: Steve Lutz (Texas Lutheran '95)

1st Season at OSU (10-9); 4th Overall (79-44)



vs



KANSAS STATE WILDCATS

8-11 overall (2-6 Big 12)

NET: 102 • KP: 93 • BPI: 85 • T-Rank: 92 • WAB: 135 (-4.42)

Streak: Won 1 • H: 6-4 (W1) • A: 0-6 (L15) • N: 2-1

Head Coach: Jerome Tang

3rd Season at KSU (53-36); 3rd+ Overall (55-36)

COWBOY GAME DAY

TV: CBS Sports Network
(Chris Lewis & Steve Lappas)
Radio: Cowboy Radio Network & The Varsity App
(Dave Hunziker & John Holcomb)
Tickets: kstatesports.com
Stats: okstate.statbroadcast.com
Series: KSU leads 87-60 (43-19 in Manhattan)
Last: Jan. 7, 2025 in Stillwater (OSU, 79-66)

SCHEDULE / RESULTS

Oct. 26	SMU (Charity Exhibition)	W	89-78
Nov. 4	GREEN BAY	-/-	W 89-76
Nov. 10	ST. THOMAS	-/-	W 80-71
Nov. 14	SOUTHERN ILLINOIS	-/-	W 85-78

Charleston Classic (Charleston, S.C. / TD Arena)

Nov. 21	vs Florida Atlantic	-/-	L 78-86
Nov. 22	vs Miami	rv/-	W 80-74
Nov. 24	vs Nevada	-/rv	L 78-90

Dec. 4	at Tulsa	-/-	W 76-55
Dec. 8	at Seton Hall %	-/-	W 85-76
Dec. 14	vs Oklahoma #	13/17	L 65-80
Dec. 18	TARLETON ST.	-/-	W 66-61
Dec. 22	ORAL ROBERTS	-/-	W 86-74
Dec. 30	HOUSTON *	14/14	L 47-60
Jan. 4	at West Virginia *	rv/rv	L 50-69
Jan. 7	KANSAS ST. *	-/-	W 79-66
Jan. 11	at Utah *	-/-	L 62-83
Jan. 14	at BYU *	-/-	L 69-85
Jan. 18	COLORADO *	-/-	W 83-73
Jan. 21	ARIZONA *	rv/rv	L 78-92
Jan. 26	at Texas Tech *	rv/24	L 53-63
Jan. 29	at Kansas St. *	7 p.m.	CBSSN
Feb. 1	UTAH *	2 p.m.	ESPN+
Feb. 4	at Houston *	7 p.m.	ESPN+
Feb. 9	ARIZONA ST. *	1 p.m.	ESPN+
Feb. 12	at TCU *	6 p.m.	CBSSN
Feb. 15	TEXAS TECH *	2 p.m.	ESPN+
Feb. 19	UCF *	8 p.m.	ESPN2/U
Feb. 22	at Kansas *	3 p.m.	CBS
Feb. 25	IOWA ST. *	7 p.m.	ESPN+
Mar. 1	at Baylor *	7 p.m.	ESPN+
Mar. 5	at UCF *	6 p.m.	ESPN+
Mar. 8	CINCINNATI *	2 p.m.	ESPN+

Big 12 Championship (Kansas City, Mo. / T-Mobile Center)

Mar. 11-15 TBD

% = Big EAST/Big 12 Battle * = Big 12 Conference game

= at Paycom Center (Oklahoma City)

Poll rankings listed after opponent (AP/Coaches)






OPENING TIPS

- Oklahoma State goes in search of its first Big 12 road win and a season sweep of the K-State Wildcats on Wednesday evening in Manhattan.
- OSU took home-and-homes from the Cats in in 2020 and 2021 but has since dropped three straight at Bramlage Coliseum.
- Three weeks ago in Stillwater, the Cowboys closed the first half on 20-2 run in an eventual 79-66 victory. **Abou Ousmane** scored a season-high 27 points and **Brandon Newman** notched the 1,000th of his collegiate career to give head coach **Steve Lutz** his first Big 12 victory.
- The Cowboys won non-conference trips to Tulsa and Seton Hall but have lost their first four Big 12 road games, all by double-digit margins (WVU, Utah, BYU and Texas Tech).
- In Sunday's 64-54 setback in Lubbock, the Cowboys used a 16-1 second-half run to cut an 18 point deficit down to 3 near the 5:00-mark but couldn't finish the job.
- Bryce Thompson's** 17-point performance against the Red Raiders marked his fifth straight game with 15-or-more.
- Abou Ousmane** (10 pts, 10 reb) notched his second double-double of the season.
- The 2023-24 Pokes were the Big 12's youngest team, but this year's version is loaded with experience. Ten Cowboys average 10+ minutes.

Eight of them are DI transfers and seven are listed seniors, fifth-years or grad students.

- Lutz has brought a fast and physical brand of basketball to Stillwater with a team that relentlessly attacks the rim and feasts on transition opportunities created by a smothering half court defense.
- Ousmane**, a fifth-year forward who played previously at North Texas and Xavier, is the Cowboys' top scorer (12.6 ppg), rebounder (6.1 rpg) and shot-blocker (15).
- Arturo Dean**, the NCAA's active career leader in steals per game (2.72), is among the keys to an OSU defense that averages 8.7 steals and 14.8 takeaways.
- OSU leads the Big 12 and ranks among the top-15 nationally in free throw makes (18.1) and attempts (24.9).
- The Cowboys also have the NCAA's 15th-highest free throw rate (43.6), averaging one free throw attempt for every 2.3 field goal attempts.
- Robert Jennings** (7th, .836) and Thompson (10th, .797) are among the Big 12 leader in FT%. In conference play, OSU has a league-best .753 defensive rebounding percentage.
- OSU averages a league-best 32.4 bench points (14th nationally), helped by **Chi Chi Avery's** 12.0 per game.

LAST GAME STARTERS

##	Player (Ht, Pos, Hometown)	GP-GS	Min	Pts	Reb	Ast	Blk	Stl
	25 Robert Jennings II 6-7 • Jr. • F • Desoto, Texas	19-19	18.4	6.3	3.7	0.3	6	11
.836 FT% (51/61) is No. 7 on Big 12 leaderboard								
	33 Abou Ousmane 6-10 • 5th • F • Brooklyn, N.Y.	18-17	24.1	12.6	6.1	1.0	15	17
Averaging team-bests 13.1 ppg, 6.9 rpg in Big 12 play								
	1 Bryce Thompson 6-6 • Gr. • G • Tulsa, Okla.	19-19	24.5	11.4	2.6	1.5	1	19
First Cowboy since Cade Cunningham to score 15+ points in 5 straight								
	2 Arturo Dean 5-11 • Jr. • G • Miami, Fla.	18-5	23.0	6.5	2.6	2.9	1	35
1.94 steals/game ranks 6 th on Big 12 leaderboard								
	14 Jamyron Keller 6-3 • So. • G • Bronx, N.Y.	19-10	18.8	5.9	2.1	1.2	1	12
Started last 10 games... Season-high 30:53 at Texas Tech (Jan. 26)								

2024-25 Cowboy Basketball Roster

NUMERICAL

##	Name	Pos	Ht	Wt	Cl	Exp	Hometown / Previous School(s)
0	Marchelus "Chi Chi" Avery	F	6-8	210	5th*	TR	Richmond, Va. / Northwest Fla. St. / New Mexico St. / UCF
1	Bryce Thompson	G	6-6	200	Gr.*	3L	Tulsa, Okla. / Kansas
2	Arturo Dean	G	5-11	170	Jr.	TR	Miami, Fla. / FIU
4	Davonte "Devo" Davis	G	6-4	185	5th*	TR	Jacksonville, Ark. / Arkansas
5	Khalil Brantley	G	6-1	180	Sr.	TR	Bronx, N.Y. / La Salle
6	Brandon Newman	G	6-5	200	Gr.*	TR	Valparaiso, Ind. / Purdue / Western Kentucky
7	Kirk Cole	G	6-1	165	Jr.	TR	Yukon, Okla. / Troy
13	Connor Dow	G	6-6	200	So.	1L	Broken Arrow, Okla. / Broken Arrow HS
14	Jamyron Keller	G	6-3	210	So.	1L	St. Matthews, S.C. / Ellison HS (Texas)
19	Andrija Vukovic	F	6-10	245	Fr.	HS	Belgrade, Serbia / First Sport Basketball College Belgrade
23	Mikey Kelvin II	F	6-6	200	R-Sr.	TR	Kingston, Ontario / Queens University (Canada)
24	Patrick Suemnick	F	6-8	225	Gr.*	TR	Green Bay, Wisc. / Robert Morris / Triton / West Virginia
25	Robert Jennings II	F	6-7	230	Jr.	TR	Desoto, Texas / Texas Tech
33	Abou Ousmane	F	6-10	245	5th*	TR	Brooklyn, N.Y. / North Texas / Xavier
34	Tyler Caron	F	6-8	210	Gr.*	TR	Longview, Texas / St. Mary's (TX)
55	C.J. Smith	F	6-7	205	So.	TR	Oklahoma City, Okla. / Coffeyville (Kan.) CC

ALPHABETICAL

##	Name	Pos	Ht	Wt	Cl	Exp	Hometown / Previous School(s)
0	Marchelus "Chi Chi" Avery	F	6-8	210	5th*	TR	Richmond, Va. / Northwest Fla. St. / New Mexico St. / UCF
5	Khalil Brantley	G	6-1	180	Sr.	TR	Bronx, N.Y. / La Salle
34	Tyler Caron	F	6-8	210	Gr.*	TR	Longview, Texas / St. Mary's (TX)
7	Kirk Cole	G	6-1	165	Jr.	TR	Yukon, Okla. / Troy
4	Davonte "Devo" Davis	G	6-4	185	5th*	TR	Jacksonville, Ark. / Arkansas
2	Arturo Dean	G	5-11	170	Jr.	TR	Miami, Fla. / FIU
13	Connor Dow	G	6-6	200	So.	1L	Broken Arrow, Okla. / Broken Arrow HS
25	Robert Jennings II	F	6-7	230	Jr.	TR	Desoto, Texas / Texas Tech
14	Jamyron Keller	G	6-3	210	So.	1L	St. Matthews, S.C. / Ellison HS (Texas)
23	Mikey Kelvin II	F	6-6	200	R-Sr.	TR	Kingston, Ontario / Queens University (Canada)
6	Brandon Newman	G	6-5	200	Gr.*	TR	Valparaiso, Ind. / Purdue / Western Kentucky
33	Abou Ousmane	F	6-10	245	5th*	TR	Brooklyn, N.Y. / North Texas / Xavier
55	C.J. Smith	F	6-7	205	So.	TR	Oklahoma City, Okla. / Coffeyville (Kan.) CC
24	Patrick Suemnick	F	6-8	225	Gr.*	TR	Green Bay, Wisc. / Robert Morris / Triton / West Virginia
1	Bryce Thompson	G	6-6	200	Gr.*	3L	Tulsa, Okla. / Kansas
19	Andrija Vukovic	F	6-10	245	Fr.	HS	Belgrade, Serbia / First Sport Basketball College Belgrade

* = Roster classes reflect playing experience. Avery, Caron, Davis, Newman, Ousmane, Suemnick and Thompson received additional eligibility due to COVID-19.

ON THE BENCH

Head Coach: Steve Lutz (Texas Lutheran '95)

Associate Head Coach: James Miller (Colorado State '05)

Assistant Coach: Jeremy Cox (Colorado Mesa '91)

Assistant Coach: Mike Ekanem (Texas Lutheran '05)

Assistant Coach: Robert Guster (Missouri-Rolla '99)

Assistant Coach: Keiton Page (Oklahoma State '12)

Special Assistant to the Head Coach: Scott Sutton (Oklahoma St. '95)

Director of Scouting/Analytics: Isaiah "Zeke" Brooks-Sena (New Mexico '21)

Director of Operations: Alannah Yeats (A&M-Corpus Christi '23)

Strength & Conditioning Coach: Marcus Edwards (Missouri '15)

Athletic Trainer: Kevin Blaskie (Missouri Southern '86)

Graduate Assistants: Tre Cobbs, Brady Priess & Jordan Rutherford

PRONUNCIATIONS

Khalil Brantley	Ka-LEEL
Tyler Caron	CARE-un
Jamyron Keller	juh-MY-run
Abou Ousmane	ah-BOO OOOE-mawn
Patrick Suemnick	SUM-nick
Andrija Vukovic	On-DREE-uh VOO-koh-vich
Kevin Blaskie	BLASS-key
Mike Ekanem	Like "economy" without the "y"
Isaiah Brooks-Sena	SENN-uh
Brady Priess	Price
Alannah Yeats	Yates

COWBOYS BY CLASS

Fifth-Years / Graduate Students: 8
Avery, Caron, Davis, Kelvin, Newman, Ousmane, Suemnick, Thompson

Seniors: 1
Brantley

Juniors: 3
Cole, Dean, Jennings

Sophomores: 3
Dow, Keller, Smith

Freshmen: 1
Vukovic

COWBOYS BY HEIGHT

6-10 (2)	Vukovic, Ousmane
6-8 (3)	Avery, Caron, Suemnick
6-7 (2)	Jennings, Smith
6-6 (3)	Dow, Kelvin, Thompson
6-5 (1)	Newman
6-4 (1)	Davis
6-3 (1)	Keller
6-1 (2)	Brantley, Cole
5-11 (1)	Dean

COWBOYS BY STATE

Oklahoma (4)	Cole, Dow, Smith, Thompson
New York (2)	Brantley, Ousmane
Texas (2)	Caron, Jennings
Arkansas	Davis
Florida	Dean
Indiana	Newman
South Carolina	Keller
Virginia	Avery
Wisconsin	Suemnick
International	Kelvin (Canada), Vukovic (Serbia)

COWBOYS BY OSU TENURE

Fourth Year	1
Thompson (Gr.*)	
Third Year	0

Second Year	2
Dow (So.), Keller (So.)	
First Year	13
Avery (5th*), Brantley (Sr.), Caron (Gr.*), Cole (Jr.), Davis (5th*), Dean (Jr.), Jennings (Jr.), Kelvin (5th), Newman (Gr.*), Ousmane (Gr.*), Smith (So.), Suemnick (Gr.*), Vukovic (Fr.)	

* = Using fifth year of eligibility from COVID-19

Game Notes

QUICK FACTS

ATHLETICS COMMUNICATIONS

Communications phone (405) 744-7714
 Assistant AD/Communications Gavin Lang
 Associate Director of Communications Bryan Holmgren
 (Men's basketball contact)
 E-mail address bryan.holmgren@okstate.edu
 Office phone (405) 744-7756
 Cell phone (316) 841-6206
 Communications Address 220 Athletics Center
 Stillwater, OK 74078

UNIVERSITY QUICK FACTS

Location Stillwater, OK 74078
 Founded Dec. 25, 1890
 Enrollment (Fall, 2024) 26,805
 Nickname Cowboys
 School Colors Orange & Black
 Home Court Gallagher-Iba Arena
 Capacity 13,611
 Affiliation NCAA Division I
 Conference Big 12
 President Dr. Kayse Shrum
 Alma mater Oklahoma State
 Director of Intercollegiate Athletics Chad Weiberg
 Alma mater Oklahoma State, '94
 Senior Woman Administrator Karen Hancock
 Faculty Athletics Representative Dr. Stephen Clarke
 Athletics Department phone (405) 744-7714
 Ticket Office Phone (877) ALL-4-OSU
 Website okstate.com
 X / Instagram @OSUMBB
 Facebook facebook.com/CowboyBasketball
 Coach Lutz on X / Instagram @LutzSteve

TEAM INFORMATION

2023-24 overall record 12-20 (10-8 H, 1-9 A, 1-3 N)
 Big 12 Regular Season 4-14 (3-6 H, 1-8 A), t-13th
 Big 12 Championship 0-1, First Round
 Postseason None
 Starters Returning/Lost 1/4
 Regulars (Played 50% of Games) Returning/Lost 3/8
 Returning Redshirts/Newcomers 13

COWBOY BASKETBALL HISTORY

First year of basketball 1907-08
 All-time record 1,758-1,258 (.583)
 All-Americans 23
 Olympians 10
 NBA Draft picks (first-round picks) 37 (10)
 Conference regular season titles 18
 Big 12 (1996-Present) 1 (2004)
 Big Eight (1958-96) 2 (1965, 1991)
 Missouri Valley (1925-57) 15
 Southwest Conference (1921-25) 1
 Conference tournament championships 4
 Big 12 (1997-Present) 2 (2004, 2005)
 Big Eight (1977-96) 2 (1983, 1995)
 NCAA appearances (last) 29 (2021)
 Record 39-28
 Championships (years) 2 (1945, 1946)
 Final Fours (last) 6 (2004)
 NIT Appearances (last) 13 (2023)
 Record 11-14
 Best Finish 3rd Place (1938, 1940)



OKLAHOMA STATE

COWBOYS



KANSAS STATE

WILDCATS

D1 Rank*	Big 12	Value	Category	D1 Rank*	Big 12	Value
218	11	73.2	Scoring Offense	234	13	72.6
260	15	74.4	Scoring Defense	178	12	71.2
261	16	-1.2	Scoring Margin	208	12	1.5
293	14	42.4	Field Goal Percentage	162	10	45.1
14	1	18.1	Free Throws Made	316	14	11.6
12	1	24.9	Free Throw Attempts	288	12	17.1
155	7	72.6	Free Throw Percentage	291	13	67.9
298	16	6.5	Three Pointers	125	9	8.3
294	16	20	Three Point Attempts	109	6	24.7
241	13	32.6	Three Point Percentage	189	10	33.7
334	16	47.3	Field Goal Percentage Defense	219	14	44.1
284	14	35.2	Three Point Percentage Defense	293	15	35.4
95	9	3.8	Rebound Margin	263	14	-1
78	5	12.21	Rebounds (Offensive)	197	13	10.63
282	16	12.4	Assists	45	6	16.3
306	16	0.92	Assist/Turnover Ratio	75	10	1.35
297	14	13.4	Turnovers	190	11	12.1
39	2	14.84	Turnovers Forced	209	12	11.95
107	9	1.4	Turnover Margin	215	13	-0.1
39	2	8.7	Steals	156	13	7.2
53	3	13.32	Fastbreak Points	183	13	9.95
14	1	32.42	Bench Points	213	12	20.32

* = As of Tuesday, Jan. 28

The NCAA includes only full Division I members in stat rankings (355 in 2024-25) but accounts for nine additional transitioning schools in the NET rankings (364 total)

OSU ON THE AIR

Watch

- Chris Lewis and Steve Lappas have the call on CBS Sports Network.

Listen

- Dave Hunziker and John Holcomb describe the action on stations across the Cowboy Radio Network. Fans outside the listening area can tune in via the Varsity Sports App or at okstate.com/listen.

The Steve Lutz Radio Show

- Get the latest insights into Cowboy Basketball on head coach Steve Lutz's weekly radio show -- Thursday nights from 6-7 p.m. on the Cowboy Radio Network and the Varsity App.

OSU Max

- OSU Max is the official content network and membership community of Oklahoma State Athletics, bringing fans closer than ever to the teams they love.
- Members get access to behind-the-scenes content, interviews, features, documentaries, archived games, and other exclusive benefits, including complimentary membership to the POSSE at the Sheriff Level - a \$150 value!
- Get all this for as little as \$8.99 per month (+ fees & taxes) or a one-time annual payment of only \$98.89.



COWBOY RADIO NETWORK

2024-25 Cowboy Basketball Radio Affiliates

Ada ^	106.5 FM	KTLS
Altus	96.9 FM / 1450 AM	KWHW
Alva %	99.5 FM / 1430 AM	KALV
Anadarko/Duncan #	98.5 FM	KACO
Bartlesville	93.3 FM / 1400 AM	KWON
Broken Bow	106.1 FM	KKBI
Clinton/Cordell	99.3 FM	KCLI
Enid	1390 AM	KCRC
Grove	99.3 FM	KGVE
Hobart	102.1 FM / 1420 AM	KTJS
Hugo	96.5 FM	KMMY
McAlester	105.1 FM	KTMC
Oklahoma City	96.1 FM	KXXY
Pawhuska	95.1 FM	KWON
Ponca City	104.7 FM	KQSN
Stillwater	93.7 FM	KSPI
Tulsa	1170 AM	KTSB
Woodward	92.3 FM	KMZE

^ Games Only % Big 12 Only # Coaches Shows Only

Streaming: The Varsity App & okstate.com/listen

Game Notes

HOW THEY WERE BUILT

- OSU tips off a new era under head coach **Steve Lutz**, the lead architect in rapid rebuilds at Texas A&M Corpus Christi and Western Kentucky. Lutz took on another last spring, inheriting a Cowboy roster with just three scholarship players and a redshirt walk-on.
- The most proven commodity from that group, 6-foot-6 graduate guard **Bryce Thompson**, posted his third straight double-figure scoring average last season but missed the final six weeks to a shoulder injury.
- In Thompson's absence, returning guards **Jamyron Keller** and **Connor Dow** earned valuable experience as true freshmen, combining for 15 starts.
- To that mix, Lutz added 10 new scholarship players and a total of 13 newcomers (all but one of them transfers).
- OSU has an especially experienced backcourt:
- Junior point guard **Arturo Dean**, the national steals leader last season at FIU (104), is a first-rate disruptor whom Lutz describes as "fast, tough and very, very competitive."
- 6-3 fifth-year **Davonte "Devo" Davis** was an SEC All-Defensive Team selection and a key cog on Arkansas teams that advanced to two Elite Eights and a Sweet 16.
- Senior combo guard **Khalil Brantley** was one of the A-10's best scorers with La Salle and one of only seven players nationally who averaged the combo of 15 points, 5 rebounds, 4 assists and 1.5 steals last year.
- 6-5 wing **Brandon Newman** played at Purdue during Lutz's time as an assistant coach and was an all-conference performer for him last season at Western Kentucky. He's played in four NCAA tournaments and been part of nearly 100 wins.
- The Cowboys lost their entire front court but don't lack for Big 12 experience after bringing in forwards from three different conference rivals.
- Marchelus "Chi Chi" Avery** was sixth man last year at UCF. He's an athletic 6-foot-8 and can play the 3 or 4 positions.
- Robert Jennings II**, a rugged 6-8 junior, excels at doing the dirty work. He was a starter on Texas Tech's 2024 NCAA tournament team.
- 6-8 **Patrick Suemnick**, is a former NJCAA All-American who played the last two seasons at West Virginia.
- 6-10 fifth-year **Abou Ousmane** was Xavier's leading rebounder last year after three seasons at North Texas, where was an All-CUSA performer.
- Lutz added some additional size and upside to the roster in August with the signing of 6-10 **Andrija Vukovic**. He's the lone true freshman on a 17-man roster but turns 20 in January and has spent the past two years battling seasoned pros in the Basketball League of Serbia.

ROSTER BREAKDOWN:

Returners	3
Newcomers	13
Freshmen --	1
Transfers --	12
Seniors/5th Yrs.....	9
Juniors.....	3
Sophomores.....	3
Freshmen	1

LAST GAME

Game 19 | Sunday, Jan. 26, 2025 Lubbock, Texas | United Supermarkets Arena

	1st	2nd	Score
Oklahoma State	27	27	- 54
rv/24 Texas Tech	37	27	- 64

- Turnovers proved costly for OSU in 10-point loss at Texas Tech. The Cowboys committed 20 of their season-high 22 in the first 30 minutes to dig an 18-point hole before rallying.
- Bryce Thompson** (team-high 17 points) made the first three baskets in a 16-1 run that sliced the Red Raider lead to 52-49 with just over 5:00 remaining.
- Arturo Dean** scored nine of his 11 points during that spurt but missed a potential game-tying three with 4:33 left.
- Abou Ousmane** (10 points, 10 rebounds) added a double-double for the Cowboys who were outscored 20-11 off turnovers and 12-1 on second-chance opportunities.
- Chance McMillan** (14 points) nailed a jumper to stop the OSU run, and **Doug Overton** made a three-pointer (Tech's only triple in a 1-for-9 second half) to stretch the lead back out to eight with 2:24 on the clock.
- The Red Raiders hit seven first-half threes to build a 37-27 halftime lead and tallied 12 of their 27 second-half points at the free throw line.

OKLAHOMA STATE (10-9, 2-6)

##	Name	Pts	FG	3pt	FT	TR	PF	A	TO	B	S	MP
01	Bryce Thompson*	17	5-9	1-4	6-6	3	2	1	5	0	1	32
02	Arturo Dean*	11	5-11	0-2	1-1	1	3	2	1	0	1	22
14	Jamyron Keller*	7	2-6	1-3	2-4	3	1	3	2	0	2	31
25	Robert Jennings*	2	1-4	0-2	0-0	3	2	0	2	0	0	19
33	Abou Ousmane*	10	3-7	1-1	3-5	10	5	0	4	0	0	27
00	Marchelus Avery	0	0-0	0-0	0-0	3	1	1	2	0	0	13
04	Davonte Davis	0	0-0	0-0	0-0	0	2	0	1	0	2	18
05	Khalil Brantley	2	1-1	0-0	0-0	0	2	1	3	0	2	10
06	Brandon Newman	3	1-3	0-1	1-2	4	2	0	0	0	0	17
24	Patrick Suemnick	2	1-1	0-0	0-0	0	1	1	0	0	0	11
TEAM					3	0			2			
TOTALS		54	19-42	3-13	13-18	30	21	9	22	0	8	

	FG	%	3Pt	%	FT	%
1st Half	10-20	50%	3-9	33%	4-7	57%
2nd Half	9-22	41%	0-4	00%	9-11	82%
Game	19-42	45.2%	3-13	23.1%	13-18	72.2%

TEXAS TECH (15-4, 6-2)

##	Name	Pts	FG	3pt	FT	TR	PF	A	TO	B	S	MP
00	Chance McMillan*	14	5-8	3-6	1-2	6	2	1	2	0	1	30
03	Elijah Hawkins*	3	1-9	0-6	1-2	0	0	5	4	0	2	25
05	Darrion Williams*	9	3-11	1-3	2-2	2	0	2	2	0	3	27
15	JT Toppin*	8	4-7	0-1	0-1	1	4	1	2	0	1	21
24	Kerwin Walton*	6	2-3	2-3	0-0	0	3	0	0	0	1	14
01	Kevin Overton	7	2-5	1-4	2-2	3	2	2	1	0	1	25
04	Christian Anderson	9	2-4	1-3	4-6	3	2	1	1	0	0	33
33	Federiko Federiko	8	3-3	0-0	2-6	8	4	0	1	3	1	25
TEAM					4	0			0			
TOTALS		64	22-50	8-26	12-21	27	17	12	13	3	10	

	FG	%	3Pt	%	FT	%
1st Half	15-32	47%	7-17	41%	0-0	0%
2nd Half	7-18	39%	1-9	11%	12-21	57%
Game	22-50	44.0%	8-26	30.8%	12-21	57.1%

Officials: Kipp Kissinger, Ray Natili, Tony Padilla
TTU led for 38:55. Ties: 0 Lead Changes: 0 Largest: TTU by 18 (11:14 2h)
Start time: 2:01 p.m. CT Duration: 2:14 Attendance: 13,794

Points	Paint	Off TO	2nd Ch	F Brk	Bench	Pts/Pos
OSU	18	11	1	7	7	0.82
TTU	22	20	112	3	24	0.97

More Texas Tech Leftovers:

- Bryce Thompson** (17 points) continued his scoring surge, logging a **sixth** consecutive double-figure game.
- Thompson is the first Cowboy since **Cade Cunningham** to top 15 points in **five** straight games. Cunningham did it in a school-record 16 straight games during the 2020-21 season.
- In this five-game stretch, Thompson has shot 50% from the field, including 5-of-14 from three (.357), but a new-found ability to get the foul line has been the difference maker. He's hit **25-of-30** free throws (compared to 30-of-39 over the first 14 games). The 25 makes represent more than **14%** of his OSU career total (102 GP).
- Abou Ousmane** logged his **second** double-double as a Cowboy with 10 points and 10 rebounds. The other came Jan. 4 at West Virginia. Ousmane has scored in double-figures in **six** of the seven January games (14.3 ppg).
- Arturo Dean** (11 points) scored in double-figures for the first time in Big 12 play. **Nine** of his points came during OSU's 10-0 second-half run that cut the Texas Tech lead down to one possession.
- Dean has **10** steals and a **17-to-5** A:TO ratio in **five** games since moving into the starting lineup.
- OSU fell for the **first** time when outshooting its opponent (5-1) and for just the **third** time when surrendering fewer than 80 points (10-3). The Cowboys shot a respectable **45.2%** (to Tech's 44.0%) but managed eight fewer attempts.
- OSU's **42** field goal attempts were **eight** fewer than its previous season-low, set in the Jan. 18 win over Colorado. Likewise, the Cowboys hit **72.2%** of their free throws but matched another low with just **18** attempts.
- Notably, **105** DI teams are *averaging* fewer than **18.0** free throw attempts per game this season.
- The Cowboys squandered a third of their opportunities, finishing with a season-high **22** turnovers on a season-low **66** possessions. A **33.3%** turnover percentage tied for OSU's **fifth** highest ever in Big 12 play.
- OSU went turnover-free on **15** of its last **17** possessions over the final 10:00. During that span, the Cowboys shaved an 18-point deficit to as little as three.
- The Cowboys' opportunities were further limited by a season-low **23.1%** offensive rebounding percentage (**6** on **26** chances).
- Texas Tech built its 10-point halftime lead on three-point shooting (7-of-17) and second-chance scoring (10 on six offensive rebounds).
- OSU held the Red Raiders to just one more offensive rebound and 1-of-9 three-point shooting after halftime, but the hosts – after going the first 21 minutes without a free throw attempt – got to the foul line 21 times the rest of the way. They were in the bonus for the final 11:16.
- Coming off 15 and 21-point efforts against Colorado and Arizona in the two previous games, reserve forward **Chi Chi Avery** did not attempt a shot in nearly 13 minutes of action at Texas Tech. The Cowboys scored a season-low **seven** bench points after putting up at least **19** in every other contest this year.
- OSU failed to block a shot for the first time since Jan. 16, 2024 vs. KU, snapping a **33**-game streak.

Game Notes

Teamwork Makes the Dreamwork:

- **Steve Lutz** wants players who are willing to put team goals ahead of their own. You won't see many Cowboys on individual Big 12 leaderboards, but the group is putting up some strong numbers collectively.
- **Nine** Cowboys average between 15 and 25 minutes per game, and **10** average 10+.
- **Seven** Cowboys have led the scoring in at least one game this season.
- OSU leads the Big 12 and ranks **13th** nationally in bench scoring (**32.4** points). Reserves have clocked **42.1%** of the overall minutes (**14th**).
- The bench has topped **40** points on **five** different occasions, with a season-high **57** in their 85-78 win over Southern Illinois on Nov. 14.

It's Not How You Start...:

- **Chi Chi Avery's 12.0** points per game is the nation's fifth-highest scoring average among players who qualify for NCAA leaderboards but have not yet logged a start this year.
- Stathead's database goes back to the 2009-10 season. In that span, just three Big 12 players have averaged double-figures over a full season without making at least one start: Mizzou's **Michael Dixon** (13.5 ppg in 2011-12), Texas' **J'Covan Brown** (10.4 ppg in 2010-11) and Texas' **Jordan Hamilton** (10.0 ppg in 2009-10).
- The top scoring average by an OSU player who appeared in at least 75% of games without making a start belongs to **Brian Montonati**. The 6-foot-9 forward appeared in all 34 games for the 1998-99 Cowboys and averaged 6.8 points in 18.0 minutes. He started every game the following year and averaged 12.1 points for a team that made the NCAA Elite Eight.
- Notably, **Brandon Newman** is also on track to top Montonati. Newman has appeared in all 19 games off the bench and is averaging 6.9 points.

NCAA Scoring Leaders (Players with zero starts)

Player	School	GP	PPG
1. Sincere Parker	JR G McNeese	18	12.9
2. Brenen Lorient	JR F North Texas	18	12.8
3. Devin Dinkins	SO G Manhattan	18	12.6
4. Kaleb Glenn	SO F FAU	19	12.4
5. Marchelus Avery	SR F Oklahoma St.	19	12.0
6. Tahaad Pettiford	FR G Auburn	19	11.8
7. Aden Holloway	SO G Alabama	20	11.8
8. Jordan Gainey	SR G Tennessee	20	11.1
9. Dakota Leffew	SR G Georgia	20	11.0
10. Keionte Cornelius	JR G Alcorn St.	18	10.6

As of 1/28/25; Data Source: stathead.com

Trending:

- OSU is **10-3** when holding its opponent to less than 80 points (0-6 otherwise).
- OSU is **7-0** when scoring at least 80 (3-9).
- OSU is **9-1** with a halftime lead (1-8 when trailing). The Cowboys overcame a six-point deficit to defeat Tarleton State (Dec. 18) but let a 39-34 advantage slip against FAU (Nov. 21).
- OSU is **5-1** when outshooting opponents (5-8). The lone loss came at Texas Tech (Jan. 26).
- OSU is **7-0** when forcing 16+ turnovers (3-9).
- OSU is **6-0** with 20+ points off turnovers (4-9).
- OSU is **8-0** this season when scoring 40+ combined points off of free throws and turnovers (2-9 otherwise).

- The Cowboys have lost their last **seven** overtime games going back to the 2021-22 season. Their last OT victory came Feb. 19, 2022 against K-State, which notably went on to win its next 12 overtime affairs over **Jerome Tang's** first first two seasons. The Cats' streak ended on Dec. 17, 2024 against Drake.
- All **eight** of OSU's Big 12 games have been decided by 10+ points in either direction.
- As of Tuesday, OSU is one of only **13** Division I teams that have been not been involved in a one-possession game this season. The Cowboys' closest call was a five-point win over Tarleton.

Life in the Fast Lane:

- OSU is the Big 12's second fastest team (just behind UCF), according to KenPom's adjusted tempo rankings.
- Roughly one in every five Cowboy points come from fastbreaks, per Genius NCAA LiveStats (**13.3** out of **73.2** ppg).
- Using different methodology, Synergy Sports estimates that the Cowboys score **18.5** points per game off transition opportunities (32nd), which account for **21.5%** of their offensive possessions (tops in the Big 12 and 19th nationally).
- Notably, Lutz's two former schools (both now led by his former assistant coaches) also rank among the nation's fastest. Western Kentucky (**Hank Plona**) plays the nation's second-highest percentage of possessions in transition (24.2%), according to Synergy, while **Jim Shaw's** A&M-Corpus Christi Islanders average the fifth-most transition points (20.9).
- Being a fastbreak threat also has its advantages on the glass, with opponents often forced to choose between pursuing offensive rebounds or getting back on defense. The Cowboys have grabbed nearly three-quarters of their opponent misses this year (**.746**, 20th nationally).

Better with Age:

- OSU's roster is loaded with experience. Eight Cowboys are in their fifth season of college basketball. That's believed to be the nation's highest total ahead of the seven apiece from Louisville, Charlotte and Wichita State.
- OSU ranks **15th** nationally in DI experience, per KenPom, with a weighted average of **2.92** years per player on the floor.
- Arkansas transfer **Davonte "Devo" Davis** ranks among the NCAA's active career leaders in games played. Sunday's Texas Tech contest was his **151st** (tied for 13th).
- **Bryce Thompson** ranks second among active players in career Big 12 games (**61**) and starts (**51**) behind KU's Dajaun Harris.
- Seven Cowboys have previously been part of an NCAA tournament team and an eighth (**Mikey Kelvin II**) played in Canada's national championship game last spring.

A Cast of Thousands:

- OSU is one of **six** teams with **six** or more 1,000-point scorers on the roster.

Most Active 1,000-Point Scorers

School	#
Minnesota	7
Ole Miss	7
Kentucky	7
Oklahoma State	6
Kansas	6
Alabama	6

Thru 1/27/2025; Data Source: stats.ncaa.org

Cowboys with 1,000+ NCAA Points

Player	Points
Khalil Brantley (Sr.)	1,302
Bryce Thompson (Gr.)	1,247
Abou Ousmane (5th)	1,235
Devo Davis (5th)	1,157
Tyler Caron (Gr.)	1,100
Brandon Newman (Gr.)	1,028
Arturo Dean (Jr.)	913

The Dean of Defense:

- OSU junior guard **Arturo Dean** is the NCAA's active career leader in steals per game (**2.72**).
- Dean is currently 11th in total steals (**220**), which is tops among college basketball's junior class.
- The Jan. 14 BYU game marked the fourth time this season that Dean has collected four-or-more steals. He's done it **25** times in **81** career games.
- Dean's **4.8** steal percentage leads the Big 12 and ranks **15th** nationally, per KenPom. In other words, when he's in the game, roughly 1-in-20 enemy possessions are thwarted by a Dean steal.
- This season, **24** of his team-high **35** steals have led to OSU points on the opposite end (40 total points).

NCAA DI Active Career Leaders // Steal Average

Player	School	Class	GP	Stl	SPG
1. Arturo Dean	OK State	Jr.	81	220	2.72
2. Tayton Conerway	Troy	Sr.	51	128	2.51
3. Tamin Lipsey	Iowa St.	Jr.	88	213	2.42
4. Adam Clark	Merrimack	So.	53	126	2.38
5. Ace Baldwin Jr.	Penn St.	Sr.	132	310	2.35

As of 1/28/25; Data Source: stats.ncaa.org

Mr. Bigshot:

- 6-foot-10 **Abou Ousmane** is one of the nation's deadliest three-point snipers -- at least according to the numbers. His **.615** percentage is sixth-highest among players with at least 10 attempts. The fifth-year forward had taken just six career threes coming into the season but has knocked down 8-of-13 as a Cowboy.
- Ousmane's improved stroke has also been evident at the foul line. A career 57.6% free throw shooter on nearly 300 attempts prior to this year, Ousmane is shooting 70% this season.

Making the Grade:

- OSU men's basketball players had a record-breaking fall semester in the classroom, combining for a **3.14** GPA. That's the program's highest mark in the 35 years that OSU Athletics has been tracking such numbers!

OSU vs. Kansas State

OSU ALL-TIME VS. KANSAS STATE

Overall: 60-87 (Won 2) • **Home:** 38-28 (Won 2) • **Away:** 19-43 (Lost 3) • **Neutral:** 4-15 • **Big 12 Era:** 25-20 • **Lutz Era:** 1-0 • **vs. Tang:** 2-3

Last 20	Location (Venue) - AP Rank (OSU-Opp)	W/L	Score	OSU Coach	Scoring Leader	KSU Coach	Scoring Leader
1/23/2016	* Manhattan, Kan. (Bramlage Coliseum)	- - L	73-89	Travis Ford	18 -- Tyree Griffin	Bruce Weber	13 -- Justin Edwards/Kamau Stokes
2/13/2016	* Stillwater (GIA)	- - W	58-55 ot	Travis Ford	13 -- Leyton Hammons	Bruce Weber	14 -- Justin Edwards
3/9/2016	c Kansas City, Mo. (Sprint Center)	- - L	71-75	Travis Ford	13 -- Joe Burton/Jeffrey Carroll	Bruce Weber	20 -- Dean Wade
1/18/2017	* Stillwater (GIA)	- - L	88-96	Brad Underwood	24 -- Jeffrey Carroll	Bruce Weber	22 -- Barry Brown
2/22/2017	* Manhattan, Kan. (Bramlage Coliseum)	- - W	80-68	Brad Underwood	21 -- Jawun Evans	Bruce Weber	21 -- Wesley Iwundu
1/10/2018	* Manhattan, Kan. (Bramlage Coliseum)	- - L	82-86	Mike Boynton Jr.	22 -- Brandon Averette	Bruce Weber	38 -- Barry Brown Jr.
2/14/2018	* Stillwater (GIA)	- - L	72-82	Mike Boynton Jr.	16 -- Kendall Smith	Bruce Weber	25 -- Barry Brown Jr.
2/2/2019	* Stillwater (GIA)	- - L	57-75	Mike Boynton Jr.	14 -- Curtis Jones	Bruce Weber	24 -- Dean Wade
2/23/2019	* Manhattan, Kan. (Bramlage Coliseum)	- - L	46-85	Mike Boynton Jr.	12 -- Yor Anei	Bruce Weber	12 -- Austin Trice
2/11/2020	* Manhattan, Kan. (Bramlage Coliseum)	- - W	64-59	Mike Boynton Jr.	15 -- Yor Anei	Bruce Weber	16 -- Mike McGuirl
3/4/2020	* Stillwater (GIA)	- - W	69-63	Mike Boynton Jr.	14 -- Cameron McGriff	Bruce Weber	16 -- Cartier Diarra
1/9/2021	* Manhattan, Kan. (Bramlage Coliseum)	- - W	70-54	Mike Boynton Jr.	15 -- Isaac Likekele	Bruce Weber	15 -- Mike McGuirl
2/13/2021	* Stillwater (GIA)	23 - W	67-60	Mike Boynton Jr.	15 -- Cade Cunningham	Bruce Weber	15 -- Antonio Gordon
2/2/2022	* Manhattan, Kan. (Bramlage Coliseum)	- - L	68-71	Mike Boynton Jr.	22 -- Bryce Thompson	Bruce Weber	22 -- Nijel Pack
2/19/2022	* Stillwater (GIA)	- - W	82-79 ot	Mike Boynton Jr.	23 -- Bryce Thompson	Bruce Weber	16 -- Nijel Pack
1/10/2023	* Manhattan, Kan. (Bramlage Coliseum)	- 11 L	57-65	Mike Boynton Jr.	23 -- Kalib Boone	Jerome Tang	20 -- Markquis Nowell
2/25/2023	* Stillwater (GIA)	- 14 L	68-73	Mike Boynton Jr.	18 -- Kalib Boone	Jerome Tang	22 -- Markquis Nowell
1/20/2024	* Manhattan, Kan. (Bramlage Coliseum)	- - L	66-70	Mike Boynton Jr.	15 -- Eric Dailey Jr.	Jerome Tang	23 -- Arthur Kaluma
2/3/2024	* Stillwater (GIA)	- - W	75-72	Mike Boynton Jr.	18 -- Javon Small	Jerome Tang	19 -- Tylor Perry
1/7/2025	* Stillwater (GIA)	- - W	79-66	Steve Lutz	27 -- Abou Ousmane	Jerome Tang	18 -- Coleman Hawkins
1/29/2025	* Manhattan, Kan. (Bramlage Coliseum)			Steve Lutz		Jerome Tang	

* = Big 12 game c = Big 12 tournament

The Series with Kansas State:

- This is game No. 148 in a series that began more than 103 years ago. The Wildcats lead 87-60.
- OSU has a 38-28 advantage on its home floor (35-26 inside GIA) with victories in five of the last six seasons.
- OSU is 19-43 all-time in Manhattan (12-16 at Bramlage Coliseum).
- OSU is 2-3 against KSU's **Jerome Tang** (2-1 GIA, 0-2 in Manhattan).
- Steve Lutz** is 1-0 against Tang.

Scouting the Wildcats:

- K-State is 2-6 in Big 12 play, but both wins have been over teams that were nationally ranked. The Wildcats downed then-No. 16 Cincinnati in their conference opener and snapped a six-game skid with Saturday's 73-60 victory over No. 24 West Virginia. K-State led 19-2 out of the gate and by 24 at halftime.
- Fifth-year forward **David N'Guessan** is one of three returning lettermen from last year's team, which finished 19-15 (8-10 Big 12) with an NIT appearance.
- Third-year head coach **Jerome Tang** added 10 newcomers, including seven Division I transfers, to the mix, headlined by 6-foot-10 Illinois graduate transfer **Coleman Hawkins** – the Big 12's co-newcomer of the year.
- N'Guessan – a 6-9 forward who is in his third season with the Wildcats – is the team's leading scorer (12.7 ppg) and rebounder (7.2 rpg). He ranks seventh nationally in field goal percentage (64.2%) and has converted over 69% of his 2-point looks.
- Hawkins – a second team All-Big Ten pick last year at Illinois -- is a versatile 6-10 forward who can score (10.7 ppg), rebound (7.0 rpg), facilitate (4.4 apg) and defend (1.95 spg, 1.3 bpg).
- 6-foot-4 Villanova transfer **Brendan Hausen**

(11.6 ppg) has been one of the nation's most productive three-point shooters, knocking down 3.00 per game on 39% accuracy.

- Point guard **Dug McDaniel** (9.8 ppg) – a 5-foot-11 Michigan transfer -- is averaging 1.6 steals and 4.1 assists.

Matchup Mashup:

- K-State forward **David N'Guessan** is the younger brother of former OSU center **Lucas N'Guessan**. The 7-footer appeared in 53 games with 17 starts for the Cowboys from 2016-18.
- Last Friday, K-State announced the addition of former Cowboy **Tyreek Smith** as a mid-season transfer. Smith played his sophomore and junior years in Stillwater (2021-23) and averaged 4.4 points and 3.4 rebounds over 66 games.
- OSU guard **Devo Davis** and K-State sophomore **Baye Fall** were teammates last season at Arkansas.
- Bryce Thompson** will face K-State for the eighth time in his collegiate career, including one appearance as a freshman at Kansas. He's averaging 12.0 points in those contests.
- 1950 Oklahoma A&M graduate **Jack Hartman** launched his coaching career as an assistant under **Henry Iba** during the 1954-55 season and eventually went on to be the head coach at Southern Illinois (1962-70) and Kansas State (1970-86). Hartman will be inducted into the Collegiate Hall of Fame later this year.

A Cowboy win would...

- Snap a two-game slide.
- Be their first Big 12 road win (1-4) since Feb. 21, 2024 at Cincinnati.
- Make them 3-4 overall in road games, tripling last seasons win total (1-9).
- Give them a two-game sweep of the Wildcats for the first time since back-to-back sweeps in

2020 and 2021.


- Snap a three-game losing streak at Bramlage Coliseum and boost their all-time record against the Cats in Manhattan to 20-43 (13-16 at BC).
- Narrow K-State's all-time series lead to 87-61.

Up Next: Utah

Saturday, 2 p.m. CT (ESPN+)

- The Cowboys return home Saturday to take on the Utah Utes.
- Fans are encouraged to wear their brightest pink and join the Cowboys in raising awareness and funds for the battle against Breast Cancer.
- The Eddie Sutton Foundation will be on-site collecting donations for breast cancer research and prevention; Those unable to attend can still donate via **Venmo (@EddieSuttonFdn)** or through the organization's website: **TheEddieSuttonFoundation.com**.
- OSU will honor and celebrate breast cancer survivors throughout the game. To honor loved ones, attendees can fill out custom "I scowl at cancer in memory of..." signs—an homage to Coach Eddie Sutton's legendary scowl—while fans who contribute a small donation can also take home a custom Eddie Sutton bobblehead.
- At halftime, OSU will recognize former players as part of its Alumni Weekend festivities and afterward, fans are invited to stick around for a postgame autograph session with the current Cowboys in the East Lobby.
- Utah won the first meeting between the schools back on Jan. 11 by a score of 83-62.
- This will be the Utes' first visit to Stillwater since Dec. 18, 1953.
- The Cowboys lead 4-2 in a series that began with a 1945 NCAA quarterfinal matchup in Kansas City. OSU won 62-37 on the way to its first national title.

OSU vs. Kansas State

	Kansas St Oklahoma St
Jan. 7, 2025 TV: ESPN+ Stillwater Gallagher-Iba Arena	

	1st	2nd		Score
Kansas State	24	42	-	66
Oklahoma State	43	36	-	79

- **Abou Ousmane** supplied 27 points and **Brandon Newman** notched the 1,000th of his collegiate career to help head coach **Steve Lutz** secure his first Big 12 victory.
- OSU finished the first half on a 20-2 run to take a 43-24 lead into the locker room and kept it in double-figures the rest of the way.
- During their big run, the Cowboys forced stops on 11 of 12 KSU possessions. They scored the last 15 points of the half, including four in the final second when Newman made two free throws and **Khalil Brantley** swooped in to steal the inbound pass (one of 11 for OSU on the night) and beat the buzzer with a 15-foot jumper.
- The Cowboys shook loose from a two-game shooting slump by knocking down 9-of-21 threes and 47.5% overall. They scored 31 points off of 19 turnovers while committing only 12.
- **Coleman Hawkins** had 18 points and **David N'Guessan** added 12 points and 12 boards for KSU, which shot 51.1% but just 3-of-14 on threes.
- Newman tallied the last of his nine points on a free throw with 6:42 remaining in the second half to finish the evening at 1,000 on the nose.

KANSAS STATE (7-7, 1-2)

##	Name	Pts	FG	3pt	FT	TR	PF	A	TO	B	S	MP
00	Dug McDaniel*	6	3-8	0-2	0-0	3	1	3	4	0	1	33
01	David N'Guessan*	12	4-6	0-0	4-4	12	2	4	2	2	2	35
02	Max Jones*	10	2-8	1-5	5-7	2	2	3	2	0	1	27
11	Brendan Hausen*	2	0-2	0-2	2-2	1	0	0	0	0	1	21
33	Coleman Hawkins*	18	7-13	1-4	3-3	5	3	2	5	2	3	32
03	C.J. Jones	7	3-4	1-1	0-0	1	2	1	3	0	0	20
04	Mobi Ikegwuruka	0	0-0	0-0	0-1	1	0	0	0	0	0	2
10	David Castillo	0	0-0	0-0	0-0	2	0	0	0	0	0	4
23	Macleab Rich	4	2-3	0-0	0-0	1	0	1	0	1	0	8
34	Ugonna Onyenso	7	3-3	0-0	1-3	1	4	0	0	1	1	18
TEAM						3	0		2			
TOTALS		66	24-47	3-14	15-20	30	16	13	19	5	9	

	FG	%	3Pt	%	FT	%
1st Half	10-24	42%	2-7	29%	2-5	40%
2nd Half	14-23	61%	1-7	14%	13-15	87%
Game	24-47	51.1%	3-14	21.4%	15-20	75.0%

OKLAHOMA STATE (9-5, 1-2)

##	Name	Pts	FG	3pt	FT	TR	PF	A	TO	B	S	MP
01	Bryce Thompson*	10	3-6	2-3	2-2	2	2	3	2	1	2	25
02	Arturo Dean*	0	0-4	0-1	0-0	4	3	3	2	0	2	21
14	Jamyrion Keller*	7	3-8	1-4	0-0	3	2	2	2	0	0	21
25	Robert Jennings*	4	1-4	0-1	2-2	4	4	1	1	0	1	20
33	Abou Ousmane*	27	11-15	1-1	4-4	5	3	0	0	2	0	28
00	Marchelus Avery	13	5-9	3-6	0-0	4	3	0	3	0	1	23
04	Davonte Davis	0	0-4	0-2	0-0	0	1	0	0	0	2	8
05	Khalil Brantley	6	2-4	0-0	2-2	2	1	5	1	0	3	24
06	Brandon Newman	9	2-4	2-3	3-4	4	0	1	1	0	0	24
24	Patrick Suemnick	3	1-1	0-0	1-4	0	0	0	0	0	0	6
TEAM						1	0		0			
TOTALS		79	28-59	9-21	14-18	29	15	12	3	11		

	FG	%	3Pt	%	FT	%
1st Half	18-36	50%	4-9	44%	3-6	50%
2nd Half	10-23	43%	5-12	42%	11-12	92%
Game	28-59	47.5%	9-21	42.9%	14-18	77.8%

Officials: Tony Padilla, Bret Smith, Rick Crawford
 OSU led for 39:08 Ties: 2, Lead Changes: 0 | Largest: OSU by 21 (9:07 2h)
 Start time: 7:01 p.m. CT Duration: 2:07

Points	Paint	Off TO	2nd Ch	F Brk	Bench	Pts/Pos
KSU	38	14	10	4	18	0.96
OSU	34	31	10	14	31	1.14

LAST SEASON	Kansas St Oklahoma St	72 75
Feb. 3, 2024 TV: ESPN+ Stillwater, Okla. (GIA)		

	1st	2nd		Score
Kansas State	27	45	-	72
Oklahoma State	29	46	-	75

- **Javon Small** led a group of five double-figure scorers with 18 points and **Quion Williams** recorded a double-double for OSU, which grabbed the lead with a 12-0 run just before halftime and maintained it with a 59% second half shooting performance.
- Small was 3-of-5 from deep, and dished out seven assists. Williams scored a career-high 17 to go with 10 boards.
- With senior guard **Bryce Thompson** sidelined, freshman **Jamyrion Keller** stepped up with 12 points in 24 minutes. He scored just four points in 26 minutes in eight previous Big 12 games.
- Wright's three-pointer with just over 19:00 to play snapped a 29-all tie, and the Cowboys played from in front the rest of the way.
- **Taylor Perry** scored all 19 of his points in the second half on five three-pointers for the Wildcats, who kept pace but could never overtake. Keller split a pair of free throws with 12 seconds left to make it 75-72 and OSU avoided overtime when K-State missed a pair of off-balance threes on its final possession.

KANSAS STATE (14-8, 4-5)

##	Name	Pts	FG	3pt	FT	TR	PF	A	TO	B	S	MP
02	Taylor Perry*	19	6-15	5-9	2-2	3	2	4	5	0	0	38
04	Dai Dai Ames*	0	0-2	0-0	0-0	1	3	0	0	0	0	15
05	Cam Carter*	17	7-12	3-6	0-0	4	3	5	2	0	3	39
20	Jerrell Colbert*	2	1-4	0-0	0-0	4	1	0	1	0	0	15
24	Arthur Kaluma*	14	6-11	0-3	2-3	5	1	1	1	1	1	30
01	David N'Guessan	3	1-3	0-0	1-2	1	2	0	0	0	1	14
03	Dorian Finister	5	2-4	1-3	0-0	4	1	1	3	0	0	15
08	R.J. Jones	0	0-3	0-2	0-0	0	1	1	0	0	0	8
13	Will McNair Jr.	12	6-7	0-0	0-0	9	3	0	1	1	0	25
15	Taj Manning	0	0-1	0-1	0-0	0	0	0	0	0	0	1
TEAM						5	0		2			
TOTALS		72	29-62	9-24	5-7	36	17	12	15	2	5	

	FG	%	3Pt	%	FT	%
1st Half	11-30	37%	3-11	27%	2-3	67%
2nd Half	18-32	56%	6-13	46%	3-4	75%
Game	29-62	46.8%	9-24	37.5%	5-7	71.4%

OKLAHOMA STATE (10-12, 2-7)

##	Name	Pts	FG	3pt	FT	TR	PF	A	TO	B	S	MP
05	Quion Williams*	17	6-13	1-2	4-5	10	1	3	1	0	0	35
12	Javon Small*	18	5-10	3-5	5-6	5	2	7	2	0	1	37
13	Connor Dow*	0	0-3	0-2	0-0	0	1	0	0	1	0	8
23	Brandon Garrison*	10	5-9	0-0	0-1	4	1	2	3	3	1	31
51	John-Michael Wright*	10	3-9	2-7	2-2	3	1	2	1	1	0	38
02	Eric Dailey Jr.	3	1-2	1-1	0-0	1	1	0	1	0	1	5
04	Jarius Hicklen	0	0-4	0-4	0-0	1	1	0	0	1	2	11
14	Jamyrion Keller	12	4-6	1-3	3-4	4	2	3	2	0	0	24
21	Justin McBride	3	1-2	1-2	0-0	0	2	0	0	0	0	6
32	Mike Marsh	2	1-1	0-0	0-0	0	0	0	0	0	0	5
TEAM						3	0		1			
TOTALS		75	26-59	9-26	14-18	31	12	17	11	6	5	

	FG	%	3Pt	%	FT	%
1st Half	10-32	31%	3-14	21%	6-7	86%
2nd Half	16-27	59%	6-12	50%	8-11	73%
Game	26-59	44.1%	9-26	34.6%	14-18	77.8%

Officials: Keith Kimble, Bret Smith, Chris Pacsi
 Attendance: 7,623 | OSU led for 22:07 KSU led for 15:30
 Times tied: 2 Ld Changes: 1 | Largest: OSU by 9 (14:20 2h), KSU by 8 (14:15 1h)
 Start time: 1:01 p.m. CT Duration: 2:09 Technical Fouls: None

Points	Paint	Off TO	2nd Ch	F Brk	Bench	Pts/Pos
K-State	32	13	20	13	20	1.06
OSU	32	16	11	12	20	1.10

OTHER RECENT MATCHUPS:**Jan. 20, 2024 (Manhattan) – KSU 70, OSU 66**

K-State erased a 10-point deficit over the final 10 minutes... Eric Dailey Jr. supplied 15 points for OSU and Javon Small stuffed the box score with 11 points, eight rebounds, five assists and five steals... Small's three-pointer gave the Cowboys their largest lead of the night, 54-44 near the midway point of the second half, but K-State rallied behind Arthur Kaluma (23 points) and Cam Carter, who scored 12 of his 15 after halftime... Small's layup tied the game at 66 with just under a minute to go, but K-State quickly answered... With 25 seconds left and the shot clock down to 1.2 seconds, Tylor Perry lobbed a baseline inbound pass to Carter for an alley-oop layup and a 68-66 Wildcat lead... OSU finished with 13 steals and 17 takeaways but committed 17 turnovers of its own, the last with 11 seconds to go... K-State shot 52% and logged 20 assists on 25 baskets. OSU held a 31-25 advantage on the glass by limiting the Cats to just three offensive rebounds.

Feb. 25, 2023 (Stillwater) – #14 KSU 73, OSU 68

Markquis Nowell (22 points, 8 assists) and Keyontae Johnson (17 points) combined for more than half the scoring for the Wildcats, who trailed by eight points near the 12:00-mark of the second half before catching fire.

Jan. 10, 2023 (Manhattan) – #11 KSU 65, OSU 57

Nowell finished with 20 points for No. 14 K-State, which led by a point at the under-4:00 timeout but finished the game on a 9-1 run.

Feb. 19, 2022 (Stillwater) – OSU 82, KSU 79 ot

Bryce Thompson scored a career-high 23 and Avery Anderson III hit a game-winning triple with 3.5 seconds left in overtime.

Feb. 2, 2022 (Manhattan) – KSU 71, OSU 68

K-State's Nijel Pack buried a game-winning three-pointer from the top of the key with 2.2 seconds left. Thompson scored 22 for OSU.

Feb. 13, 2021 (Stillwater) – #23 OSU 67, KSU 60

OSU built a 35-19 halftime lead and coasted behind All-American Cade Cunningham's 15 points and five assists.

Jan. 9, 2021 (Manhattan) – OSU 70, KSU 54

K-State successfully blanketed Cunningham, holding the star freshman to a season-low five points on three shots, but his supporting cast rose to the occasion. The Cowboys made their last 13 shots.

On this Date in Cowboy History: Jan. 29

- **1949** -- More than 10,000 fans watched eventual national runner-up Oklahoma A&M take down No. 18 DePaul, 37-26, at Chicago Stadium.
- **1986** -- The Cowboys spoiled OSU alumnus Jack Hartman's final visit to GIA with an 86-70 win over his Kansas State Wildcats. Melvin Gilliam led the way with 16 points and 12 assists.
- **2003** -- No. 11 OSU ran its winning streak to 15 with a 68-55 victory over visiting Iowa State. The Pokes tallied 15 steals and 23 takeaways while holding the Cyclones to 38% shooting.

Game Notes

Milestone Watch:

Brandon Newman needs...

- **1 victory** to reach 100 for his NCAA career. Teams are combined 99-42 with his name in the box score.

Arturo Dean needs...

- **30 steals** to reach 250 for his NCAA career.
- **87 points** to reach 1,000 for his NCAA career.

Abou Ousmane needs...

- **9 blocks** to reach 150 for his NCAA career.

Bryce Thompson needs...

- **3 more starts** to reach 100 in an OSU uniform. He's 15th on OSU's career list.

Thompson on OSU Career Start Chart:

Player	Years	GS	GP
8. Isaac Likekele	2018-22	110	114
9. Desmond Mason	1996-00	109	129
10. Keiton Page	2008-12	108	134
Darwyn Alexander	1988-92	108	128
12. Lindy Waters III	2016-20	104	121
13. Markel Brown	2010-14	103	134
14. James Anderson	2007-10	99	101
15. Bryce Thompson	2021-Pr.	97	102

- **80 points** to crack the top-25 on OSU's career scoring list. He begins the day with 1,156 (31st).

Thompson on OSU Career Scoring List:

Player	Years	Pts
25. Fredrik Jonzen	1998-02	1,236
26. Kevin Fitzgerald	1970-73	1,120
27. Cameron McGriff	2016-20	1,211
28. Darwyn Alexander	1988-92	1,199
29. Arlen Clark	1956-59	1,197
30. Joe Adkins	1996-00	1,189
31. Bryce Thompson	2021-Pr.	1,156
32. Lindy Waters III	2016-20	1,152

- **43 three-pointers** to move into the top-10 on OSU's career list. He's currently 16th with 139 -- seven shy of Markel Brown (146 from 2010-14) for 15th.

Thompson on OSU Career 3-Point FGM List:

Player	Years	3pt FGM
13. Brooks Thompson	1992-94	170
14. Terrell Harris	2005-09	153
15. Markel Brown	2010-14	146
16. Bryce Thompson	2021-Pr.	139
17. Victor Williams	2000-03	135

OSU vs. the Top-25:

- OSU is **0-3** against nationally-ranked opponents this season (0-2 vs. AP top-25) with a neutral court loss to No. 13 Oklahoma on Dec. 14, a home setback against No. 14 Houston on Dec. 30, and a 10-point defeat at rv/24 Texas Tech on Jan. 26.
- The Cowboys last defeated a top-25 foe on Feb. 17, 2024 (93-83 over No. 19 BYU), led by **Jamyron Keller** who scored 22 points without missing a shot (8/8 FG, 4/4 3pt, 2/2FT).
- Inside GIA, OSU is **77-85** all-time against AP ranked opponents.
- The Cowboys's last top-25 win outside of GIA came Feb. 11, 2023 at No. 11 Iowa State.

OSU'S RECORD...

	'24-25	'23-24	Streak
Overall	10-9	12-20	L2
Non-Conference (Reg.)	8-3	8-5	W2
Big 12 Reg. Season	2-6	4-14	L2
Big 12 Tournament	-	0-1	L2
Postseason	-	-	L1
Home	7-2	10-8	L1
Away	2-4	1-9	L4
Neutral	1-3	1-3	L2
vs. AP Top 25	0-2	1-6	L3
Shooting 50% or better	1-0	5-1	W1
Shooting <50%	9-9	7-19	L2
Outshooting (or matching) foe	5-1	9-3	L1
Outshot	5-8	3-17	L1
Opponent shoots 50% or better	3-4	1-9	L3
Opponent shoots < 40%	1-0	5-1	W7
Outrebounding opponent	6-5	7-4	L1
Outrebounded	3-4	5-15	L2
Rebounds Even	1-0	0-1	L1
Committing fewer turnovers	8-2	6-5	W1
Committing more turnovers	2-5	4-13	L4
Turnovers even	0-2	1-2	L1
Forcing < 10 turnovers	0-1	1-8	L4
Forcing 10-14 turnovers	2-6	8-9	--
Forcing 15-19 turnovers	6-2	1-3	--
Forcing 20+ turnovers	2-0	1-0	W3
Outscoring opp. at FT line	8-4	6-11	L1
Outscored at FT line	1-4	5-7	L2
Free throws even	1-1	1-2	--
Scoring < 70 Points	1-6	0-15	L5
Scoring < 80 Points	3-9	5-19	L4
Scoring 80+ points	7-0	7-1	W7
Scoring 90+ points	-	3-0	W12+
Scoring 100+ points	-	-	W2+
Opponent scores < 50 points	-	-	W8+
Opponent scores < 60 points	1-0	2-0	W7
Opponent scores < 70 points	3-3	6-5	L1
Opponent scores < 80 points	10-3	11-14	L1
Opponent scores 80+ points	0-6	1-6	L9
Opponent scores 90+ points	0-2	0-2	L5
Opponent scores 100+ points	-	-	L2+
Leading at Halftime	9-1	10-4	W6
Trailing at Halftime	1-8	1-15	L6
Tied at Halftime	-	0-1	L1
Overtime Games	-	0-3	L7
One Possession Games (1-3 pts)	-	1-4	L1
Margin of 5 points or less	1-0	3-9	W1
Single-digit margins	5-1	4-10	W3
Sunday	3-2	4-0	L1
Monday	1-1	1-1	L1
Tuesday	2-2	1-8	L2
Wednesday	1-0	2-1	W1
Thursday	1-1	0-2	L1
Friday	1-0	1-1	W1
Saturday	1-3	3-7	W1
November	4-2	3-4	L1
December	4-2	4-1	L1
January	2-5	2-7	L2
February	-	3-4	L2
March	-	0-4	L5
Before Noon	-	0-1	L1
Noon to 6 p.m. Local	6-5	8-4	L1
6-8 p.m. Local	4-3	4-9	L1
After 8 p.m. Local	1-1	0-6	L1
Orange Uniforms	2-5	-	L4
White Uniforms	5-1	-	W2
Black Uniforms	2-2	-	L1
Grey Uniforms	1-1	-	L1

POLL WATCH

Associated Press Poll (Jan. 27)

	Team	Record	Points	Last
1	Auburn	(18-1)	1550	1
2	Duke	(17-2)	1484	2
3	Iowa State	(17-2)	1404	3
4	Alabama	(17-3)	1342	4
5	Florida	(18-2)	1278	5
6	Houston	(16-3)	1242	7
7	Michigan State	(17-2)	1170	8
8	Tennessee	(17-3)	1149	6
9	Marquette	(17-3)	1068	10
10	Purdue	(16-5)	892	11
11	Kansas	(14-5)	877	12
12	Kentucky	(14-5)	858	9
13	Texas A&M	(15-5)	775	13
14	Mississippi State	(16-4)	715	14
15	St. John's	(17-3)	588	20
16	Oregon	(16-4)	448	15
17	Wisconsin	(16-4)	440	18
18	Illinois	(14-6)	384	17
19	Memphis	(16-4)	383	24
20	Missouri	(16-4)	352	22
21	Louisville	(15-5)	346	25
22	Texas Tech	(15-4)	308	NR
23	Ole Miss	(15-5)	215	16
24	Vanderbilt	(16-4)	132	NR
25	UConn	(14-6)	131	19

Others: Michigan 129, Maryland 116, Utah St. 99, Clemson 92, Arizona 47, Saint Mary's 45, Gonzaga 34, Texas 22, Creighton 12, Baylor 8, New Mexico 4, VCU 4, West Virginia 3, Oklahoma 2, Bradley 1, UCLA 1.

USA Today Coaches Poll (Jan. 27)

	Team	Record	Points	Last
1	Auburn (31)	18-1	775	1
2	Duke	17-2	741	2
3	Iowa State	17-2	689	4
4	Alabama	17-3	676	3
5	Houston	16-3	635	5
6	Florida	18-2	634	6
7	Michigan State	17-2	583	8
8	Tennessee	17-3	564	7
9	Marquette	17-3	536	10
10	Purdue	16-5	476	12
11	Kansas	14-5	429	11
12	Kentucky	14-5	399	9
13	Mississippi State	16-4	324	14
14	St. John's	17-3	318	21
15	Texas A&M	15-5	310	13
16	Memphis	16-4	242	22
17	Wisconsin	16-4	214	19
18	Oregon	16-4	201	15
19	Texas Tech	15-4	169	25
20	Illinois	14-6	166	17
21	Missouri	16-4	163	24
22	Louisville	15-5	162	NR
23	Ole Miss	15-5	104	16
24	UConn	14-6	100	18
25	Clemson	17-4	96	NR

Others: Michigan 67; Gonzaga 55; Maryland 50; Vanderbilt 44; Saint Mary's 41; Arizona 41; Utah State 22; Creighton 18; West Virginia 17; Georgia 6; Baylor 4; New Mexico 3; UC Irvine 1;

Head Coach Steve Lutz



STEVE LUTZ

Head Coach | 1st Year | Texas Lutheran '95

**"The time is now.
It's time to win."**

Steve Lutz was named Oklahoma State's 21st head men's basketball coach on Apr. 1, 2024 and, three days later, closed his introductory press conference with that bold proclamation.

Lutz has reason to be confident, having reached the NCAA tournament in each of his first three seasons as a head coach while leading rapid rebuilds at Western Kentucky (2023-24) and Texas A&M Corpus Christi (2021-23). His teams posted a combined 69-35 record, including a perfect 8-0 mark in conference tournament play.

Prior to that, the rising star spent 25 years learning the craft under four different national coach of the year winners, including Creighton's **Greg McDermott** (2010-17) and Purdue's **Matt Painter** (2017-21), who is himself a member of the famous **Henry Iba/Eddie Sutton** coaching tree, having played for and succeeded former Sutton protege **Gene Keady** in West Lafayette.

Lutz-led squads are known for playing hard and fast. WKU led the nation in adjusted tempo (75.1 possessions) in 2023-24 and had Conference USA's top scoring attack (80.6). The Hilltoppers finished 22-12 and punched their first NCAA tournament ticket since 2013 after winning their first ever CUSA tournament title.

Leading scorer **Don McHenry** (15.1 ppg) earned First Team All-CUSA status and conference sixth-man of the year **Rodney Howard** was one of four other Hilltoppers to earn honorable mention.

A class act, on and off the court, Lutz was also a finalist for the second straight year for the Skip Prosser Man of the Year Award, given to the head coach who achieves success while displaying strong moral character.

PERSONAL

Born: Oct. 25, 1973 (Age 52)
Hometown: San Antonio, Texas
College: Texas Lutheran '95 / Incarnate Word '97
Wife: Shannon
Children: Caroline, McKenna & Jackson

BY THE NUMBERS

3 Seasons as a Head Coach
3 NCAA Tournament Bids ('22, '23, '24)
3 Conference Tourney Titles ('22, '23, '24)
1 Conference Reg. Season Title (2023 SLC)
9 All-Conference Selections

COACHING HONORS

2x Skip Prosser Man of the Year finalist ('23, '24)
2023 Southland Conference Coach of the Year
2023 NABC District 22 Coach of the Year
2022 Joe B. Hall Award Finalist

AS AN ASSISTANT COACH

2017-21 Purdue (Matt Painter)
2010-17 Creighton (Greg McDermott)
2006-10 SMU (Matt Doherty)
2000-06 Stephen F. Austin (Danny Kaspar)
1999-00 Garden City CC (Jeremy Cox)
1995-99 Incarnate Word (Danny Kaspar)

PLAYING CAREER

1992-95 Texas Lutheran
1991-92 Ranger Junior College

Lutz worked similar magic in Corpus Christi with back-to-back bids, ending a 15-year NCAA drought and a run of four straight losing seasons.

The Islanders were one of the nation's most-improved teams in 2021-22, jumping from 5-19 to 23-12 with help from a dozen new transfers and an aggressive, opportunistic defense that ranked among the NCAA leaders in steals (8.5)

and forced turnovers (14th, 16.5). Lutz was on the shortlist of candidates for the 2022 Joe B. Hall Award (given to the nation's top first-year head coach) after guiding his team to the Southland Conference tournament title as a No. 4 seed.

A&M-Corpus Christi took another step forward in 2022-23, finishing 24-11 (14-4) while pacing the league in both offensive and defensive efficiency. Lutz was a slam dunk choice for conference coach of the year after winning the school's first SLC regular season title since 2007. The Islanders successfully defended their SLC tournament crown, then downed SEMO in the First Four for the program's first-ever win at the Big Dance.

Senior point guard **Terrion Murdix** – the SLC's 2023 Defensive Player of the Year – averaged 15.7 points and led league in assists (5.4), assist-to-turnover ratio (2.47) and steals (2.3). He was joined on the All-SLC first team by 6-5 forward **Isaac Mushila** (14.5 ppg, league-best 9.9 rpg).

Including his time as an assistant at Creighton (2010-17) and Purdue (2017-21), Lutz has coached in seven straight NCAA tournaments, highlighted by Sweet 16 and Elite Eight runs with Boilermakers in 2018 and 2019. He helped Creighton to four trips in seven seasons during a successful transition from the Missouri Valley to the BIG EAST.

Along the way, Lutz had a hand in the development of two national players of the year in Creighton's **Doug McDermott** (2014) and Purdue's **Zach Edey** (2023 & 2024), whom he helped recruit to West Lafayette prior to his final season.

Lutz's 2023-24 WKU Team, By the Numbers:

##	Category	
75.3	Adjusted Tempo (KenPom)	NCAA Leader
21.1	Transition Possessions	NCAA Leader
14.6	Seconds / Offensive Possession	NCAA No. 4
80.2	Scoring Offense	CUSA Leader

LUTZ YEAR-BY-YEAR RECORDS

Career Record: 79-44 (4th Season) • **At Oklahoma State:** 10-9 (1st Season)

Season		Overall	Pct.	Conference	Conference Tournament	Postseason
2021-22	A&M-Corpus Christi	23-12	.657	7-7 Southland (4th)	3-0, Champion	0-1, NCAA First Four
2022-23	A&M-Corpus Christi	24-11	.686	14-4 Southland (1st)	2-0, Champion	1-1, NCAA First Round
2023-24	Western Kentucky	22-12	.647	8-8 Conference USA (3rd)	3-0, Champion	0-1, NCAA First Round
2024-25	Oklahoma State	10-9	.526	2-6 Big 12	---	---

Cowboy Basketball Tradition

NOTING THE PROGRAM

- Cowboy Basketball enjoys a rich history with two national championships (1945 & 1946) and five representatives in the Naismith Memorial Basketball Hall of Fame.
- OSU was the first Division I men's basketball program to win back-to-back national titles. Then known as the Aggies of Oklahoma A&M, they defeated NYU, 49-45, in the 1945 NCAA tournament title game and downed North Carolina, 43-40, for the 1946 crown. Both games were played at Madison Square Garden.
- Cowboy teams have been to six NCAA Final Fours and 11 regional finals.

Naismith Hall of Famers with OSU Ties:

Bob Kurland	Enshrined in 1961
Mr. Henry Iba	Enshrined in 1969
Don Haskins	Enshrined in 1997
Bill Self	Enshrined in 2017
Eddie Sutton	Enshrined in 2020

College Basketball Hall of Famers with OSU Ties:

Don Haskins	Inducted in 2006
Mr. Henry Iba	Inducted in 2006
Bob Kurland	Inducted in 2006
Eddie Sutton	Inducted in 2011
Jack Hartman	Class of 2024

- Mr. Henry Iba** was one of college basketball first great head coaches, responsible for pioneering modern concepts such as a patterned, motion offense. He was also the first to incorporate the help principles of zone defense with man-to-man defense. Iba won 752 games over his 40-year career -- the last 36 of which came in Stillwater -- and also coached the United States to gold medals at the 1964 and 1968 Olympics.
- A three-time All-American from 1943-46 and the Most Outstanding Player on each of OSU's national title winners, **Bob Kurland** has not only left his mark in college basketball's record book but also its rule book. One of the game's first 7-footers was known to routinely leap up and grab opponent shots before they hit the rim, leading the creation of the goaltending rule.
- Kurland is also credited with college basketball's first dunk during a 1944 road game at Temple. *"The ball happened to be under the basket. I got it up and stuffed it in. That started it, I guess,"* he told the Orlando Sentinel in 2012. *"It was an unintentional accident. It wasn't planned, just a spontaneous play in Philadelphia."*
- Eddie Sutton** played and coached under Iba in the 1950s and returned in 1990 to lead OSU back to national prominence with Final Fours in 1994 and 2005.
- Before he coached Texas Western to the 1967 national title and inspired the motion picture *Glory Road*, **Don Haskins** played for Iba at OSU. The 1952 graduate lettered three years for the Aggies and played on two NCAA semifinalists.
- Kansas head coach **Bill Self** played four years at OSU (1981-85) and spent seven years as an OSU assistant under Sutton (1986-93) before landing his first head coaching job at ORU.
- The late **Jack Hartman**, a 1950 OSU graduate and former Iba assistant, will be inducted into the Collegiate Basketball Hall of Fame later this year.

GALLAGHER-IBA ARENA

- Gallagher-Iba Arena enters its **87th** season in 2024-25 and is still considered one of the finest collegiate basketball venues in the country.
- The Cowboys are **867-266** there all-time, including a **299-92** mark since the building's 2000 expansion and renovation.
- OSU is **456-60** (.884) all-time in non-conference regular season games inside GIA.
- Known as the Madison Square Garden of the Plains, the venue can be described with just a single word -- historic.
- Despite doubling the size of the facility prior to the 2000-01 season, the arena still provides an up-close view from any seat in the house, helping to give the Cowboys a tremendous home-court advantage.
- The arena is named for a pair of OSU coaches who are legends in their respective sports.
- Ed Gallagher** coached OSU to 11 national wrestling championships from 1916-40 while compiling a 138-5-4 record in dual matches
- Henry Iba** served as coach and athletic director at Oklahoma State from 1935 to 70, and in those 36 seasons, posted a 655-316 record while guiding the Cowboys to 13 league championships, eight NCAA appearances and the 1945 and 1946 NCAA Championships.

- Two seats are permanently reserved for Gallagher (who passed away in 1940) and Iba (1993) in the southeast corner of the arena on the concourse level.
- Along with the expansion of the historic arena, the OSU Athletics Center has many features:
- A total of **14** luxury suites stretch across the west side of the facility.
- Banners honoring Oklahoma State's **53** NCAA championships across all sports are hung from the rafters.
- The pride of OSU athletic triumphs are also illustrated in photographic and trophy displays in Heritage Hall, a museum dedicated to athletic and academic excellence at OSU.
- Even after two major construction projects, today's players still compete on the gym's original white maple floor, which was the country's most expensive when it was installed. On Jan. 15, 2005, it was officially renamed **Eddie Sutton Court**.
- The arena was built in 1938 at a cost of \$1.5 million. National powers Oklahoma State and Kansas opened the facility on Dec. 9 in a game that matched coaching legends Iba and Phog Allen. OSU won the game, 21-15.

COWBOY BASKETBALL

By the Numbers

116	Men's basketball seasons at OSU
101	Age of iconic mascot, Pistol Pete (1923-Present)
87	Seasons at Historic Gallagher-Iba Arena
50	Years under hall of fame coaches Iba and Sutton
42	Postseason tournament appearances
39	NCAA tournament victories
38	20-Win seasons
37	NBA Draft picks
34	All-America selections
30	Rows (and more than 120 feet) to the top of GIA
29	NCAA tournament appearances
23	Conference championships
17	First Team All-America picks
16	Times OSU has led the nation in scoring defense
12	Undefeated seasons at GIA
11	NCAA regional finals
10	U.S. Olympians
9	Two-time All-Americans
8	Square footage, to the nearest thousand, of GIA's original white maple floor
7	Legendary center Bob Kurland's height, in feet
6	Final Fours
5	Big 12 Players of the Year
4	College Basketball Hall of Famers with OSU ties
3	Walking distance, in minutes, from GIA to Eskimo Joes
2	National Championships
1	Oklahoma State



Game Notes

PRO POKES

- Three former Cowboys are on NBA rosters:

Cade Cunningham (2020-21) – Pistons

- Cunningham cemented himself as a franchise cornerstone with a five-year rookie max extension, reportedly worth \$224 million. The third-year pro averaged 22.7 points and 7.5 assists per game in 2023-24.

Lindy Waters III (2016-20) – Warriors

- After playing his entire basketball career in the state of Oklahoma -- including the last three with the Oklahoma City Thunder organization -- Waters begins a new adventure on the west coast. He was part of draft day trade to the Golden State Warriors in June, 2024. It was a busy year for Waters, even before that. He split time between the Thunder and its G-League affiliate, the OKC Blue, helping the latter to a championship. In NBA action, he shot better than 43% from deep to help the big club claim the No. 1 seed in the Western Conference. Waters shined off the court, as well. In January, he was inducted into the North American Indigenous Athletic Hall of Fame, and in March, he was named a finalist for the 2023-24 NBA Social Justice Champion Award.

Marcus Smart (2012-14) – Grizzlies

- Smart became the first former Cowboy to reach the \$100 million mark in career earnings. The 10th-year pro and 2022 NBA Defensive Player of the Year averaged career-highs for points (14.5) and steals (2.1) in his first tour with the Memphis Grizzlies but was limited to just 20 games due to injury.

Other Former Cowboys Playing Professionally

Courtesy of Eurobasket; As of Nov. 3, 2024

Player (Years at OSU)-- Club (Country)

Anthony Allen (2014-16) -- Los Mochis (Mexico)
James Anderson (2007-10) -- Al-Ula (Saudi Arabia)*
Caleb Asberry (2022-23) -- BK Redstone (Czech Rep)*
Markel Brown (2010-14) -- Trieste (Italy-Serie A)*
Jeffrey Carroll (2014-18) -- Helsinki (Finland)*
Michael Cobbins (2010-15) -- Brescia (Italy-Serie A)
Marcus Dove (2004-08) -- Tokyo United (Japan-B3)
Jawun Evans (2015-17) Legia Warszawa (Poland)*
Leyton Hammonds (2013-17) BC Dubai (UAE)*
Anthony Hickey (2015) -- Udine (Italy-Serie A2)*
Isaac Likekele (2018-22) -- Kouvot (Finland)*
Mike Marsh (2023-24) -- Pully (Switzerland-SBL)*
Cameron McGriff (2016-20) -- Indios de Mayaguez (Puerto Rico)
Le'Bryan Nash (2011-15) -- Simba Bogor (Indonesia)
Chris Olivier (2015-16) Tokushima (Japan-B3)*
Yankuba Sima (2017-18) -- Unicaja (Spain)*
Kendall Smith (2017-18) -- Panionios (Greece)*
John-Michael Wright (2022-24) -- BK Redstone (Czech Rep.)*

Grizzlies to Retire Tony Allen's No. 9

- The Memphis Grizzlies plan to retire former Cowboy **Tony Allen's** jersey on March 15, 2024. "The Grindfather" will be just the third player in franchise history to receive that honor. He helped the Grizzlies to seven straight NBA playoff appearances from 2010-17 including a trip to the 2013 Western Conference Finals.
- Allen scored over 1,000 points in two seasons at OSU (2002-04) and was leading scorer on the Cowboys' 2004 Final Four squad.

FUTURE POKES

Cowboys Add Two in Fall Signing Period

- A big bruiser with a soft touch and one of the nation's deadliest three-point shooters are the first two members of Oklahoma State's 2025 men's basketball recruiting class.
- Head coach **Steve Lutz** announced the signing of high school seniors **Mekhi Ragland** and **Ryan Crotty** to National Letters of Intent on Wednesday, Nov. 13. Both will join the team as freshmen for the 2025-26 school year.

###

Ryan Crotty | 6-5 | Guard

Holly Springs, N.C. | Miller School (Va.)

- Crotty is a consensus four-star recruit ranked as high as No. 76 in the Class of 2025 by 247Sports.
- Last year the 6-foot-5 shooting guard set Virginia's high school single-season record with 142 three-pointers (4.06 per game) on nearly 46% accuracy and led his team to a VISAA Division II state championship. He also averaged 18.5 points and 5.6 rebounds while earning first team all-state honors.

Lutz on Crotty: "Ryan is a tireless worker who puts team goals ahead of his own. Last year he set Virginia's high school three-point record, but what most impressed me was the way that he did it -- within the flow of the offense for a state championship team. He's been well-coached and has a real understanding of spacing and how to get himself open. Combine that with his size and a quick release, and you can see why he's become one of the nation's elite shooters. He's also a wonderful person and student. We're glad he's decided to join us for his next chapter."

###

Mekhi Ragland | 6-10 | Forward

Liburn, Ga. | Sunrise Christian Academy (Kan.)

- The No. 123 prospect in the Class of 2025, per On3, Ragland is playing his senior year at Kansas-based Sunrise Christian Academy, competing with some of the nation's elite high school programs in the EYBL Scholastic league (formerly NIBC).
- Originally from New Jersey, Ragland has spent the past two years living in the Atlanta area. He was named to the Georgia Coaches Association's Class 7A All-Star Team following his junior season at Berkmar High School and made the Atlanta Tipoff Club's 2023-24 All-Metro Team.

Lutz on Ragland: "We always want to play through our big men, and Mekhi gives us that ability. He's a strong and physical post presence who has an outstanding feel for the game, particularly as a passer. He has good hands, quick feet and a shooting touch that extends all the way out to the perimeter. Mekhi will benefit from a year with Coach Lindsted and the staff at Sunrise Christian Academy, and I'm excited to watch his continued progress. He's a great kid with a bright future, and I'm glad it's with us."

National Rankings & Leaderboards

NET RANKINGS

OKLAHOMA STATE TEAM SHEET

As of Jan. 28 2025

Quadrant 1 0-6

H: 1-30 • N: 1-50 • A: 1-75

Dec. 14	vs. Oklahoma	47	L, 65-80
Dec. 30	Houston	2	L, 47-60
Jan. 4	at West Virginia	43	L, 50-69
Jan. 14	at BYU	38	L, 69-85
Jan. 21	Arizona	11	L, 78-92
Jan. 26	at Texas Tech	12	L, 54-64
Feb. 4	at Houston	2	-
Feb. 15	Texas Tech	12	-
Feb. 22	at Kansas	8	-
Feb. 25	Iowa St.	6	-
Mar. 1	at Baylor	28	-
Mar. 5	at UCF	64	-

Quadrant 2 0-2

H: 31-75 • N: 51-100 • A: 76-135

Nov. 24	vs. Nevada	77	L, 78-90
Jan. 11	at Utah	78	L, 62-83
Jan. 29	at Kansas St.	102	-
Feb. 9	Arizona St.	59	-
Feb. 12	at TCU	81	-
Feb. 19	UCF	64	-
Mar. 8	Cincinnati	48	-

Quadrant 3 4-1

H: 76-160 • N: 101-200 • A: 136-240

Nov. 10	St. Thomas MN	112	W, 80-71
Nov. 21	vs. Florida Atlantic	124	L, 78-86
Dec. 8	at Seton Hall	195	W, 85-76
Jan. 7	Kansas St.	102	W, 79-66
Jan. 18	Colorado	103	W, 83-73
Feb. 1	Utah	78	-

Quadrant 4 6-0

H: 161-362 • N: 201-362 • A: 241-362

Nov. 4	Green Bay	342	W, 89-76
Nov. 14	Southern Illinois	205	W, 85-78
Nov. 22	vs. Miami	241	W, 80-74
Dec. 4	at Tulsa	284	W, 76-55
Dec. 18	Tarleton St.	301	W, 66-61
Dec. 22	Oral Roberts	333	W, 86-74

BIG 12 IN THE NET RANKINGS

(As of Jan. 28, 2025)

NET	Team	W-L	Big 12	WAB
2	Houston	16-3	8-0	3.15
6	Iowa St.	17-3	7-2	4.62
8	Kansas	14-5	5-3	3.03
11	Arizona	14-6	8-1	1.89
12	Texas Tech	15-4	6-2	1.22
28	Baylor	12-6	5-3	1.24
38	BYU	13-6	4-4	-1.09
43	West Virginia	13-6	4-4	1.44
48	Cincinnati	12-7	2-6	-1.11
59	Arizona St.	11-8	2-6	0.24
64	UCF	13-6	4-4	1.25
78	Utah	11-8	3-5	-1.48
81	TCU	10-9	3-5	-1.78
102	Kansas St.	8-11	2-6	-4.42
103	Colorado	9-10	0-8	-3.28
110	Oklahoma St.	10-9	2-6	-3.31

OSU ON THE LEADERBOARDS (as of Jan. 28)

Team Statistics	NCAA	B12	Tot.	Big 12 Leader(s)	NCAA Leader(s)
Free Throw Attempts Per Game (355 ranked)	12	1	24.9	Oklahoma St. 24.9	Winthrop 30.5
Bench Points per game (355 ranked)	14	1	32.42	Oklahoma St. 32.42	Southern U. 38.90
Free Throws Made Per Game (355 ranked)	14	1	18.1	Oklahoma St. 18.1	Missouri 20.6
Steals Per Game (355 ranked)	39	2	8.7	Iowa St. 9.9	UTEP 11.0
Turnovers Forced Per Game (355 ranked)	39	2	14.84	Iowa St. 15.70	UTEP 17.95
Fastbreak Points (355 ranked)	53	3	13.32	Arizona 14.55	Michigan St. 18.58
Rebounds (Offensive) Per Game (355 ranked)	78	5	12.21	Baylor 13.47	Texas A&M 16.50
Rebound Margin (355 ranked)	95	9	3.8	BYU 9.0	Illinois 11.5
Turnover Margin (355 ranked)	107	9	1.4	Houston 6.1	UC San Diego 7.4
Free Throw Percentage (355 ranked)	155	7	72.6	UCF 77.0	Wisconsin 85.3
Rebounds Per Game (355 ranked)	171	12	35.89	Utah 39.95	Illinois 45.00
Winning Percentage (354 ranked)	188	13	52.6	Iowa St. 85.0	Auburn 94.7
Scoring Offense (355 ranked)	218	11	73.2	Iowa St. 84.2	Alabama 90.4
Three Point Percentage (355 ranked)	241	13	32.6	Houston 39.5	Bradley 40.6
Scoring Defense (355 ranked)	260	15	74.4	Houston 55.6	Houston 55.6
Scoring Margin (355 ranked)	261	16	-1.2	Houston 21.1	Houston 21.1
Blocks Per Game (355 ranked)	278	16	2.6	Houston 5.5	Auburn 7.2
Rebounds (Defensive) Per Game (355 ranked)	280	13	23.68	Kansas 28.47	Illinois 31.50
Assists Per Game (355 ranked)	282	16	12.4	Utah 18.9	Gonzaga 19.9
Three Point Percentage Defense (355 ranked)	284	14	35.2	West Virginia 28.5	Tennessee 25.4
Field Goal Percentage (355 ranked)	293	14	42.4	Iowa St. 49.2	Cornell 51.5
Three Point Attempts Per Game (355 ranked)	294	16	20.0	BYU 28.7	North Florida 35.5
Turnovers Per Game (355 ranked)	297	14	13.4	Houston 8.7	Houston 8.7
Three Pointers Per Game (355 ranked)	298	16	6.5	BYU 10.6	North Florida 12.6
Assist/Turnover Ratio (355 ranked)	306	16	0.92	Kansas 1.67	Gonzaga 1.97
Effective FG pct (355 ranked)	310	15	0.482	BYU 0.570	Cornell 0.604
Field Goal Percentage Defense (355 ranked)	334	16	47.3	Houston 36.0	Houston 36.0
Fouls Per Game (355 ranked)	337	16	19.6	Cincinnati 13.7	Creighton 10.4

Individual Statistics	Player	NCAA	B12	Tot.	Big 12 Leader(s)
Assist/Turnover Ratio (350 ranked)	-	-	-	-	Milos Uzan, Houston 4.57
Assists (344 ranked)	-	-	-	-	Dajuan Harris Jr., Kansas 110
Assists Per Game (348 ranked)	-	-	-	-	Elijah Hawkins, Texas Tech 6.1
Blocks (325 ranked)	-	-	-	-	Jayden Quaintance, ASU 57
Blocks Per Game (348 ranked)	-	-	-	-	Jayden Quaintance, ASU 3.00
Double Doubles (268 ranked)	Abou Ousmane	268	13	2	Hunter Dickinson, Kansas 9
-	-	-	-	-	Norchad Omier, Baylor 9
Field Goal Attempts (349 ranked)	-	-	-	-	Caleb Love, Arizona 282
Field Goal Percentage (344 ranked)	-	-	-	-	David N'Guessan, Kansas St. 64.2
Field Goals (332 ranked)	-	-	-	-	Dickinson (KU) / Jones (ISU) 127
Free Throw Attempts (333 ranked)	-	-	-	-	Keyshawn Hall, UCF 119
Free Throw Percentage (349 ranked)	Robert Jennings	115	7	83.6	Emanuel Sharp, Houston 93.0
-	Bryce Thompson	212	10	79.7	-
Free Throws (347 ranked)	-	-	-	-	Javon Small, West Virginia 101
Minutes Per Game (350 ranked)	-	-	-	-	Javon Small, West Virginia 36:00
Points (343 ranked)	-	-	-	-	Javon Small, West Virginia 373
Points Per Game (987 ranked)	Abou Ousmane	559	23	12.6	Javon Small, West Virginia 19.6
-	Marchelus Avery	641	27	12.0	-
-	Bryce Thompson	745	32	11.4	-
Rebounds (345 ranked)	-	-	-	-	Norchad Omier, Baylor 193
Rebounds (Defensive) Per Game (343 ranked)	-	-	-	-	Hunter Dickinson, Kansas 7.42
Rebounds (Offensive) Per Game (344 ranked)	Abou Ousmane	266	16	2.11	Norchad Omier, Baylor 3.84
Rebounds Per Game (348 ranked)	Abou Ousmane	315	17	6.1	Norchad Omier, Baylor 10.2
Steals (329 ranked)	Arturo Dean	107	8	35	Darius Johnson, UCF 46
Steals Per Game (348 ranked)	Arturo Dean	66	6	1.94	Darius Johnson, UCF 2.42
Three Point Attempts (347 ranked)	-	-	-	-	Gabe Madsen, Utah 165
Three Point Percentage (121 ranked)	-	-	-	-	Emanuel Sharp, Houston 44.8
Three Pointers Per Game (344 ranked)	-	-	-	-	Brendan Hausen, Kansas St. 3.00
Total 3-point FGM (326 ranked)	-	-	-	-	Brendan Hausen, Kansas St. 57
Triple Doubles (2 ranked)	-	-	-	-	-

Leaderboards are updated daily throughout the season at stats.ncaa.org

For averages, players must have competed in at least 75% of his team's games.

Other minimums also apply: FG% (5.0 FGM/game), 3Pt% (2.5 3FGM/game), FT% (2.5 FTM/game), A:TO Ratio (3.0 APG)

2024-25 Schedule / Results

Game Records

	Overall	Home	Away	Neutral
All Games	10-9	7-2	2-4	1-3
Big 12	2-6	2-2	0-4	-
Big 12 Tournament	-	-	-	-
Non-Conference	8-3	5-0	2-0	1-3
vs. AP Top-25	0-2	0-1	-	0-1

Results

	AP/Co	W/L	Score	Leading Scorer(s)	Leading Rebounder(s)	Attend.
Nov. 4	-/-	GREEN BAY	W 89-76	22 -- Bryce Thompson	8 -- Abou Ousmane	7,251
Nov. 10	-/-	ST. THOMAS (MN)	W 80-71	23 -- Marchelus Avery	9 -- Arturo Dean	5,447
Nov. 14	-/-	SOUTHERN ILLINOIS	W 85-78	18 -- Brandon Newman / Abou Ousmane	4 -- Avery, Davis, Ousmane, Thompson	5,804

Shriners Children's Charleston Classic (Charleston, S.C. / TD Arena)

Nov. 21	vs St. Bonaventure	L 78-86	16 -- Khalil Brantley / Robert Jennings	11 -- Robert Jennings	1,818
Nov. 22	vs Miami	W 80-74	17 -- Bryce Thompson	8 -- Marchelus Avery	1,936
Nov. 24	vs Nevada	L 78-90	15 -- Marchelus Avery	6 -- Abou Ousmane	2,063

Dec. 4	at Tulsa	W 76-55	15 -- Bryce Thompson	8 -- Devo Davis	4,590
Dec. 8	at Seton Hall %	W 85-76	14 -- Robert Jennings / Jamyron Keller	4 -- Avery, Jennings, Newman	8,791

Oklahoma Oil & Natural Gas Bedlam Rivalry (Oklahoma City / Paycom Center)

Nov 16	vs. Oklahoma	L 65-80	19 -- Marchelus Avery	6 -- Marchelus Avery	10,300
Dec. 18	TARLETON STATE	W 66-61	18 -- Marchelus Avery	10 -- Marchelus Avery	5,188
Dec. 22	ORAL ROBERTS	W 86-74	19 -- Abou Ousmane	7 -- Abou Ousmane	6,349
Dec. 31	HOUSTON *	L 47-60	12 -- Brandon Newman	8 -- Khalil Brantley	7,365
Jan. 3	at West Virginia *	L 50-69	15 -- Marchelus Avery	11 -- Abou Ousmane	11,753
Jan. 6	KANSAS STATE *	W 79-66	27 -- Abou Ousmane	5 -- Abou Ousmane	5,540
Jan. 9	at Utah *	L 62-83	16 -- Bryce Thompson	6 -- Marchelus Avery	7,922
Jan. 13	at BYU *	L 69-85	15 -- Jamyron Keller / Bryce Thompson	7 -- Abou Ousmane	16,457
Jan. 16	COLORADO *	W 83-73	15 -- Marchelus Avery / Bryce Thompson	7 -- Marchelus Avery	7,247
Jan. 20	ARIZONA *	L 78-92	21 -- Marchelus Avery / Bryce Thompson	6 -- Abou Ousmane	6,355
Jan. 23	at Texas Tech *	L 54-64	17 -- Bryce Thompson	10 -- Abou Ousmane	13,794
Jan. 27	at Kansas State *	-	-	-	-
Jan. 30	UTAH *	-	-	-	-
Feb. 3	at Houston *	-	-	-	-
Feb. 6	ARIZONA STATE *	-	-	-	-
Feb. 10	at TCU *	-	-	-	-
Feb. 17	TEXAS TECH *	-	-	-	-
Feb. 21	UCF *	-	-	-	-
Feb. 24	at Kansas *	-	-	-	-
Feb. 28	IOWA STATE *	-	-	-	-
Mar. 2	at Baylor *	-	-	-	-
Mar. 5	at UCF *	-	-	-	-
Mar. 9	CINCINNATI *	-	-	-	-

Phillips 66 Big 12 Men's Basketball Championship (Kansas City, Mo. / T-Mobile Center)

Mar 11-15	TBD	-	-	-	-
-----------	-----	---	---	---	---

% = Big 12-Big East Battle * = Big 12 Conference Game

Scoring Margins

	1	2	3	4	5	6	7	8	9	10	11	12	13	14	15	16	17	18	19	20-29	30-39	40+	5 or <	<10	10+	20+
Wins	1	1	1	.	2	1	.	1	2	1	.	.	1	5	5	1
Losses	1	.	1	.	1	1	1	1	1	.	.	1	1	.	.	.	1	8	1

P-R-A / Participation

Points-Rebounds-Assists

			0	1	2	4	5	6	7	13	14	19	24	25	33	34	35	23	55
			AVERY	THOMPSON	DEAN	DAVIS	BRANTLEY	NEWMAN	COLE	DOW	KELLER	VUKOVIC	SUEMNICK	JENNINGS	OUSMANE	CARON	BOBIK	KELVIN	SMITH
Date	Opponent	Result																	
Nov. 4	GREEN BAY	W 89-76	10-5-0	22-5-1	8-7-3	10-2-0	9-3-4	2-3-2	---	0-1-0	2-0-2	---	2-2-0	8-3-0	16-8-1	---	--	---	---
Nov. 10	ST. THOMAS	W 80-71	23-3-1	11-2-3	4-9-5	1-1-0	8-5-3	6-6-1	---	3-0-0	5-1-0	---	11-1-1	8-3-0	---	---	---	---	---
Nov. 14	SOUTHERN ILL.	W 85-78	11-4-4	10-4-1	6-2-5	7-4-1	6-2-3	18-0-0	---	---	4-2-1	---	2-2-0	3-3-0	18-4-4	---	---	---	---
Nov. 21	vs. Fla. Atlantic	L 78-86	6-7-1	8-2-1	3-3-4	8-3-2	16-4-3	9-10-0	---	0-0-0	7-3-2	---	0-0-0	14-11-0	7-3-0	---	---	---	---
Nov. 22	vs. Miami	W 80-74	15-8-1	17-3-2	8-0-0	3-1-3	8-2-2	9-1-1	---	---	2-1-0	---	4-3-0	6-2-0	8-5-2	---	---	---	---
Nov. 24	vs. Nevada	L 78-90	15-3-1	7-5-2	13-4-1	0-0-0	9-3-3	4-1-1	---	---	5-0-0	---	3-2-0	11-3-0	11-6-0	---	---	---	---
Dec. 4	at Tulsa	W 76-55	11-6-2	15-1-4	8-2-4	4-8-2	4-0-1	11-3-0	0-0-0	0-1-2	2-2-1	1-0-0	1-0-0	4-5-1	13-7-1	2-0-0	0-0-0	---	---
Dec. 8	at Seton Hall	W 85-76	6-4-3	2-1-1	11-1-3	0-2-1	9-3-8	13-4-1	---	0-0-0	14-2-3	---	3-2-1	14-4-0	13-3-0	---	---	---	---
Dec. 14	vs. Oklahoma	L 65-80	19-6-2	2-0-1	11-0-2	0-2-1	8-4-1	6-2-0	---	---	5-3-0	---	1-5-0	4-4-0	9-4-1	---	---	---	---
Dec. 18	TARLETON ST.	W 66-61	18-10-0	10-7-1	5-1-3	2-2-1	8-2-2	2-2-0	---	---	10-2-3	2-0-0	0-1-0	1-3-0	8-7-3	---	---	---	---
Dec. 22	ORAL ROBERTS	W 86-74	9-6-3	14-1-0	4-2-3	2-4-0	10-4-1	3-3-0	---	---	10-3-1	6-1-0	---	9-5-1	19-7-0	---	---	---	---
Dec. 30	HOUSTON*	L 47-60	5-3-1	0-1-1	9-4-1	0-0-0	0-8-4	12-4-0	---	---	4-0-0	---	2-1-0	10-5-0	5-6-0	---	---	---	---
Jan. 4	at West Virginia*	L 50-69	15-5-1	7-2-0	6-4-0	0-1-0	2-2-1	0-2-1	---	---	0-2-2	---	3-3-0	3-4-0	14-11-0	---	---	---	---
Jan. 7	KANSAS ST.*	W 79-66	13-4-0	10-2-3	0-4-3	0-0-0	6-2-5	9-4-1	---	---	7-3-2	---	3-0-0	4-4-1	27-5-0	---	---	---	---
Jan. 11	at Utah*	L 62-83	13-6-1	16-4-3	---	2-1-1	5-4-3	10-3-0	0-0-0	0-0-0	6-5-1	0-2-0	0-3-0	2-4-0	8-5-0	0-0-0	---	---	---
Jan. 14	at BYU*	L 69-85	3-2-3	15-1-0	3-1-4	0-1-1	5-3-1	0-0-1	---	5-1-0	15-1-1	---	3-4-1	4-1-1	13-7-3	3-1-0	---	---	---
Jan. 18	COLORADO*	W 83-73	15-7-0	15-2-2	5-2-3	0-0-3	4-2-1	3-1-1	0-0-0	6-2-0	2-4-0	---	9-4-1	14-5-2	0-0-0	---	---	---	---
Jan. 21	ARIZONA*	L 78-92	21-3-2	21-3-2	2-0-6	0-0-0	---	12-5-2	---	0-1-0	6-2-0	---	0-2-1	2-0-0	14-6-1	---	---	---	---
Jan. 26	at Texas Tech*	L 54-64	0-3-1	17-3-1	11-1-2	0-0-0	2-0-1	3-4-0	---	---	7-3-3	---	2-0-1	2-3-0	10-10-0	---	---	---	---
Jan. 29	at Kansas St.*																		
Feb. 1	UTAH*																		
Feb. 4	at Houston*																		
Feb. 9	ARIZONA ST.*																		
Feb. 12	at TCU*																		
Feb. 15	TEXAS TECH*																		
Feb. 19	UCF*																		
Feb. 22	at Kansas*																		
Feb. 25	IOWA ST.*																		
Mar. 1	at Baylor*																		
Mar. 5	at UCF*																		
Mar. 8	CINCINNATI*																		

#-#-#=Starter * = Big 12 Conference Game ^ = Phillips 66 Big 12 Men's Basketball Championship

2024-25 Starting Lineups / Records

Thompson, Davis, Brantley, Jennings, Ousmane
Record: 4-3, Last Used: Dec. 14 vs. Oklahoma

Thompson, Brantley, Keller, Jennings, Ousmane
Record: 2-3, Used Last Game

***** Thompson, Dean, Keller, Jennings, Ousmane**
Record: 2-3, Used Last 4 Games

Thompson, Davis, Brantley, Jennings, Suemnick
Record: 1-0, Last Used: Nov. 14 vs. SIU

Thompson, Davis, Brantley, Dow, Jennings
Record: 1-0, Last Used: Nov. 10 vs. St. Thomas

2024-25 Participation

	GP	W-L	GS	W-L
Bryce Thompson (Sr.)	19	10-9	19	10-9
Jamyron Keller (Fr.)	19	10-9	10	4-6
Connor Dow (Fr.)	9	4-5	1	1-0
Robert Jennings (Jr.)	19	10-9	19	10-9
Davonte Davis (Gr.)	19	10-9	9	6-3
Brandon Newman (Gr.)	19	10-9	-	-
Marchelus Avery (5th)	19	10-9	-	-
Abou Ousmane (5th)	18	9-9	17	8-9
Khalil Brantley (Sr.)	18	10-8	14	8-6
Arturo Dean (Jr.)	18	10-8	5	2-3
Patrick Suemnick (Gr.)	18	9-9	1	1-0
Tyler Caron (Gr.)	4	2-2	-	-
Andrija Vukovic (Fr.)	4	3-1	-	-
Kirk Cole (Jr.)	3	2-1	-	-
Mikey Kelvin II (R-Sr.)	-	-	-	-
C.J. Smith (So.)	-	-	-	-

OSU Career

GP	Streak	GS	Streak
102	19	97	19
44	32	18	10
36	-	8	-
19	19	19	19
19	19	9	-
19	19	-	-
19	19	-	-
18	17	17	16
18	-	14	-
18	4	5	4
18	8	1	-
4	3	-	-
4	-	-	-
3	-	-	-
-	-	-	-
-	-	-	-

NCAA Career

GP	GS
122	101
44	18
36	9
80	33
151	94
141	69
94	18
144	112
112	79
81	63
87	8
94	89
4	0
12	0
-	-
-	-

Miscellaneous Statistics

Big Games

		Pts Leader		Reb Leader		Ast Leader		Dunks	Fouls	10+ Points			20+ Points			30+ Points			10+ Rebounds			10+ Assists			Double-Doubles		
		24-25	OSU	24-25	OSU	24-25	OSU	24-25	Drawn	24-25	OSU	NCAA	24-25	OSU	NCAA	24-25	OSU	NCAA	24-25	OSU	NCAA	24-25	OSU	NCAA	24-25	OSU	NCAA
0	Marchelus Avery	7	7	7	7	2	2	9	42	13	13	33	2	2	8	-	-	-	1	1	3	-	-	-	1	1	3
1	Bryce Thompson	8	27	1	2	2	20	6	60	13	59	62	2	9	9	-	-	-	-	-	-	-	-	-	-	-	-
2	Arturo Dean	-	-	1	1	10	10	-	31	4	4	49	-	-	5	-	-	-	-	-	1	-	-	1	-	-	3
4	Davonte Davis	-	-	2	2	2	2	-	8	1	1	54	-	-	4	-	-	-	-	-	4	-	-	-	-	-	2
5	Khalil Brantley	1	1	1	1	6	6	-	44	2	2	65	-	-	12	-	-	1	-	-	3	-	-	1	-	-	3
6	Brandon Newman	2	2	1	1	-	-	-	19	6	6	48	-	-	2	-	-	-	1	1	3				-	-	1
7	Kirk Cole	-	-	-	-	-	-	-	-	-	-	-	-	-	-	-	-	-	-	-	-	-	-	-	-	-	
13	Connor Dow	-	-	-	1	-	-	-	2	-	-	-	-	-	-	-	-	-	-	-	-	-	-	-	-	-	
14	Jamyrn Keller	2	4	-	2	3	6	2	28	4	10	10	-	1	1	-	-	-	-	-	-	-	-	-	-	-	
19	Andrija Vukovic	-	-	-	-	-	-	-	7	-	-	-	-	-	-	-	-	-	-	-	-	-	-	-	-	-	
23	Mikey Kelvin II	-	-	-	-	-	-	-	-	-	-	-	-	-	-	-	-	-	-	-	-	-	-	-	-	-	
24	Patrick Suemnick	-	-	-	-	-	-	5	20	2	2	6	-	-	1	-	-	-	-	-	-	-	-	-	-	-	
25	Robert Jennings II	2	2	2	2	-	-	7	49	4	4	7	-	-	-	-	-	-	1	1	1	-	-	-	1	1	1
33	Abou Ousmane	3	3	9	9	1	1	8	52	12	12	58	1	1	7	-	-	1	2	2	19	-	-	-	2	2	12
34	Tyler Caron	-	-	-	-	-	-	1	-	-	-	-	-	-	-	-	-	-	-	-	-	-	-	-	-	-	
35	Jaxton Bobik	-	-	-	-	-	-	-	-	-	-	-	-	-	-	-	-	-	-	-	-	-	-	-	-	-	
55	C.J. Smith	-	-	-	-	-	-	-	-	-	-	-	-	-	-	-	-	-	-	-	-	-	-	-	-	-	

Miscellaneous

Opponent	Opening Tipoff		Opening Run		1st OSU...		1st Opponent...		First OSU Sub		OSU Dunks		1st Half		2nd Half		Final	
	Player-Result		By	Score	Pts	FG	Pts	FG	Time	Player(s)	#	Player(s)	Score	+/-	Score	+/-	Score	+/-
GREEN BAY	Jennings	W	Them	0-3	18:21	"	19:13	"	17:21	Avery	4	Avery, Ousmane, Suemnick, Thompson	39-38	+1	50-38	+12	W, 89-76	+13
ST. THOMAS	Jennings	W	Them	0-3	17:52	15:34	19:08	"	18:09	Avery	7	Suemnick (3), Thompson (2), Avery, Jennings	33-23	+10	47-48	-1	W, 80-71	+9
SOUTHERN ILL.	Suemnick	L	Them	0-6	16:02	"	18:22	"	17:01	Avery, Dean, Ousmane	3	Ousmane (3)	38-37	+1	47-41	+6	W, 85-78	+7
vs. Fla. Atlantic	Jennings	W	Them	0-7	17:59	"	19:27	"	18:22	Avery	2	Avery, Jennings	39-34	+5	39-52	-13	L, 78-86	-8
vs. Miami	Jennings	L	OSU	9-0	18:20	"	16:11	15:39	16:11	Avery, Keller	0	-	43-27	+16	37-47	-10	W, 80-74	+6
vs. Nevada	Jennings	L	Them	0-3	18:16	16:05	19:46	18:28	15:34	Dean, Newman	1	Avery	33-40	-7	45-50	-5	L, 78-90	-12
at Tulsa	Jennings	L	Them	0-4	18:25	"	19:10	"	16:13	Dean	5	Avery (2), Caron, Ousmane, Thompson	39-26	+13	37-29	+8	W, 76-55	+21
at Seton Hall	Jennings	W	OSU	3-0	19:40	"	19:24	"	15:57	Newman	3	Jennings (2), Keller	45-26	+19	40-50	-10	W, 85-76	+9
vs. Oklahoma	Jennings	L	Them	0-4	18:27	"	19:36	"	18:17	Suemnick	1	Ousmane	26-43	-17	39-37	+2	L, 65-80	-15
TARLETON ST.	Jennings	L	OSU	1-0	18:36	18:13	18:21	"	17:27	Avery	0	-	25-31	-6	41-30	+11	W, 66-61	+5
ORAL ROBERTS	Jennings	W	OSU	5-0	19:39	"	18:27	"	15:12	Avery, Davis, Dean	2	Jennings, Thompson	38-31	+7	48-43	+5	W, 86-74	+12
HOUSTON*	Jennings	L	Them	0-2	18:29	17:05	18:51	"	16:10	Avery, Dean	4	Jennings (2), Avery, Ousmane	18-28	-10	29-32	-3	L, 47-60	-13
at West Virginia*	Jennings	L	Them	0-5	19:18	"	16:39	"	16:45	Dean, Newman	0	-	19-46	-27	31-23	+8	L, 50-69	-19
KANSAS ST.*	Jennings	W	OSU	5-0	19:37	"	17:55	"	14:59	Avery, Brantley, Davis	1	Keller	43-24	+19	36-42	-6	W, 79-66	+13
at Utah*	Jennings	L	Them	0-12	19:36	18:37	16:08	15:34	18:01	Newman	0	-	26-37	-10	36-46	-10	L, 62-83	-21
at BYU*	Jennings	L	Them	0-2	18:05	17:18	18:42	"	18:23	Avery	1	Suemnick	26-46	-20	43-39	+4	L, 69-85	-16
COLORADO*	Jennings	L	OSU	3-0	19:36	18:45	18:24	"	15:57	Brantley	3	Avery, Ousmane, Thompson	43-33	+10	40-40	-	W, 83-73	+10
ARIZONA*	Jennings	W	Them	0-2	19:13	"	19:21	"	16:10	Avery	1	Avery	39-43	-4	39-49	-10	L, 78-92	-14
at Texas Tech*	Jennings	L	Them	0-3	18:13	"	18:55	"	16:13	Suemnick	0	-	27-37	-10	27-27	-	L, 54-64	-10
at Kansas St.*																		
UTAH*																		
at Houston*																		
ARIZONA ST.*																		
at TCU*																		
TEXAS TECH*																		
UCF*																		
at Kansas*																		
IOWA ST.*																		
at Baylor*																		
at UCF*																		
CINCINNATI*																		

Game-by-Game Comparison

Game-by-Game Comparison (OSU listed first in bold, then opponent)

			FG	%	3PT	%	FT	%	OR	DR	TR	RPG	PF	A	TO	BLK	STL	TP	PPG
Nov. 4	GREEN BAY	W, 89-76	29-69	.420	10-22	.455	21-24	.875	19	24	43	43.0	17	13	13	4	11	89	89.0
			25-51	.490	14-31	.452	12-16	.750	3	22	25	25.0	17	14	19	2	8	76	76.0
Nov. 10	ST. THOMAS	W, 80-71	27-60	.450	6-22	.273	20-28	.714	9	28	37	40.0	16	14	10	3	12	80	84.5
			25-62	.403	15-36	.417	6-10	.600	10	27	37	31.0	18	14	20	4	4	71	73.5
Nov. 14	SOUTHERN ILLINOIS	W, 85-78	31-65	.477	8-20	.400	15-20	.750	10	23	33	37.7	15	19	7	5	11	85	84.7
			31-61	.508	11-28	.393	5-11	.455	9	27	36	32.7	18	19	18	5	4	78	75.0
Nov. 21	vs. Florida Atlantic	L, 78-86	25-73	.342	6-26	.231	22-32	.688	19	31	50	40.8	33	13	15	2	11	78	83.0
			22-52	.423	7-23	.304	35-49	.714	6	33	39	34.3	23	11	15	5	5	86	77.8
Nov. 22	vs. Miami	W, 80-74	27-57	.474	10-22	.455	16-21	.762	11	20	31	38.8	18	11	8	3	6	80	82.4
			26-58	.448	6-24	.250	16-21	.762	13	22	35	34.4	14	10	13	5	3	74	77.0
Nov. 24	vs. Nevada	L, 78-90	21-50	.420	6-21	.286	30-41	.732	9	21	30	37.3	23	8	8	1	4	78	81.7
			33-56	.589	7-18	.389	17-25	.680	8	24	32	34.0	26	14	10	3	4	90	79.2
Dec. 4	at Tulsa	W, 76-55	30-61	.492	3-8	.375	13-21	.619	12	27	39	37.6	17	18	14	7	16	76	80.9
			21-58	.362	5-24	.208	8-15	.533	13	22	35	34.1	17	8	22	8	8	55	75.7
Dec. 8	at Seton Hall	W, 85-76	29-51	.569	10-26	.385	17-19	.895	8	19	27	36.3	24	21	16	5	9	85	81.4
			27-54	.500	7-19	.368	15-23	.652	11	13	24	32.9	16	16	15	2	10	76	75.8
Dec. 14	vs. Oklahoma	L, 65-80	22-56	.393	5-18	.278	16-25	.640	14	25	39	36.6	19	8	16	1	8	65	79.6
			30-61	.492	8-23	.348	12-19	.632	10	26	36	33.2	22	12	12	4	7	80	76.2
Dec. 18	TARLETON ST.	W, 66-61	22-55	.400	8-23	.348	14-19	.737	14	28	42	37.1	17	13	18	1	7	66	78.2
			25-54	.463	7-18	.389	4-10	.400	4	22	26	32.5	18	8	14	4	11	61	74.7
Dec. 22	ORAL ROBERTS	W, 86-74	26-54	.481	3-14	.214	31-39	.795	17	27	44	37.7	17	9	15	3	9	86	78.9
			24-56	.429	12-30	.400	14-18	.778	8	12	20	31.4	25	16	16	3	7	74	74.6
Dec. 30	HOUSTON*	L, 47-60	14-54	.259	4-19	.211	15-18	.833	11	28	39	37.8	10	7	14	1	7	47	76.3
			24-57	.421	6-20	.300	6-6	1.000	5	29	34	31.6	16	9	12	5	8	60	73.4
Jan. 4	at West Virginia*	L, 50-69	18-54	.333	3-21	.143	11-20	.550	12	26	38	37.8	22	5	17	2	9	50	74.2
			23-55	.418	11-30	.367	12-20	.600	12	28	40	32.2	16	15	15	3	7	69	73.1
Jan. 7	KANSAS ST.*	W, 79-66	28-59	.475	9-21	.429	14-18	.778	11	18	29	37.2	19	15	12	3	11	79	74.6
			24-47	.511	3-14	.214	15-20	.750	7	23	30	32.1	16	13	19	5	9	66	72.6
Jan. 11	at Utah*	L, 62-83	22-66	.333	6-23	.261	12-22	.545	18	22	40	37.4	19	9	11	3	5	62	73.7
			30-54	.556	6-15	.400	17-24	.708	6	33	39	32.5	22	23	11	7	3	83	73.3
Jan. 14	at BYU*	L, 69-85	23-56	.411	8-21	.381	15-23	.652	10	16	26	36.7	23	16	13	3	8	69	73.4
			27-52	.519	12-28	.429	19-27	.704	10	28	38	32.9	15	18	14	3	8	85	74.0
Jan. 18	COLORADO*	W, 83-73	23-50	.460	6-17	.353	31-42	.738	13	23	36	36.6	21	13	14	1	9	83	74.0
			23-49	.469	5-22	.227	22-25	.880	3	20	23	32.3	29	15	16	3	12	73	73.9
Jan. 21	ARIZONA*	L, 78-92	25-54	.463	10-23	.435	18-24	.750	9	20	29	36.2	21	14	12	1	4	78	74.2
			32-57	.561	10-25	.400	18-23	.783	8	26	34	32.4	21	16	8	4	10	92	74.9
Jan. 26	at Texas Tech*	L, 54-64	19-42	.452	3-13	.231	13-18	.722	6	24	30	35.9	21	9	22	0	8	54	73.2
			22-50	.440	8-26	.308	12-21	.571	7	20	27	32.1	17	12	13	3	10	64	74.4
Jan. 29	at Kansas St.*																		
Feb. 1	UTAH*																		
Feb. 4	at Houston*																		
Feb. 9	ARIZONA ST.*																		
Feb. 12	at TCU*																		
Feb. 15	TEXAS TECH*																		
Feb. 19	UCF*																		
Feb. 22	at Kansas*																		
Feb. 25	IOWA ST.*																		
Mar. 1	at Baylor*																		

Advanced Statistics

GBG Advanced (OSU listed first in Bold)			Rebounding				Assists/Turnovers				Defense		Points Scored From...					Leads/Deficits			
		Poss.	Pts/Pos	OR%	DR%	+/-TR	+/-TO	A:TO	A%	TO%	Stl%	Blk%	TO	Paint	2nd Ch	FB	Bnch	Ties	LC	Led for	Largest
Nov. 4	GREEN BAY W, 89-76	74	1.20 1.03	46.3 11.1	88.9 53.7	18	6	1.00 0.74	44.8 56.0	17.6 25.7	14.9 10.8	20.0 4.3	27 8	34 22	20 4	15 9	24 6	5	9	24:32 13:30	22 7
Nov. 10	ST. THOMAS W, 80-71	76	1.05 0.93	25.0 26.3	73.7 75.0	E	10	1.40 0.70	51.9 56.0	13.2 26.3	15.8 5.3	11.5 10.5	20 13	38 18	7 7	26 8	49 8	0	1	34:21 4:47	17 4
Nov. 14	SOUTHERN ILLINOIS L, 78-90	73	1.16 1.07	27.0 28.1	71.9 73.0	-3	11	2.71 1.06	61.3 61.3	9.6 24.7	15.1 5.5	15.2 11.1	30 7	44 36	17 15	23 2	57 19	7	7	23:58 10:42	18 8
Nov. 21	vs. Florida Atlantic L, 78-86	84	0.93 1.02	36.5 16.2	83.8 63.5	11	E	0.87 0.73	52.0 50.0	17.9 17.9	13.1 6.0	6.9 10.6	12 11	32 28	14 8	16 9	25 25	4	4	24:34 13:09	10 10
Nov. 22	vs. Miami W, 80-74	66	1.21 1.12	33.3 39.4	60.6 66.7	-4	5	1.38 0.77	40.7 38.5	12.1 19.7	9.1 4.5	8.8 14.3	10 10	30 30	14 16	3 7	38 14	0	0	38:20 -	20 -
Nov. 24	vs. Nevada L, 78-90	69	1.13 1.30	27.3 27.6	72.4 72.7	-2	2	1.00 1.40	38.1 42.4	11.6 14.5	5.8 5.8	2.6 10.3	9 10	26 46	11 9	18 4	40 15	4	0	- 37:57	- 19
Dec. 4	at Tulsa W, 76-55	74	1.03 0.74	35.3 32.5	67.5 64.7	4	8	1.29 0.36	60.0 38.1	18.9 29.7	21.6 10.8	20.6 15.1	32 12	48 20	14 8	17 6	36 14	2	7	33:35 4:47	26 4
Dec. 8	at Seton Hall W, 85-76	68	1.25 1.12	38.1 36.7	63.3 61.9	3	-1	1.31 1.07	72.4 59.3	23.5 22.1	13.2 14.7	14.3 8.0	25 13	34 34	4 11	20 6	47 37	0	0	39:40 ---	25 -
Dec. 14	vs. Oklahoma L, 85-80	71	0.92 1.13	35.0 28.6	71.4 65.0	3	-4	0.50 1.00	36.4 40.0	22.5 16.9	11.3 9.9	2.6 10.5	9 21	26 42	16 17	8 7	42 7	0	0	--- 39:36	- 27
Dec. 18	TARLETON ST. W, 66-61	68	0.97 0.90	38.9 12.5	87.5 61.1	16	-4	0.72 0.57	59.1 32.0	26.5 20.6	10.3 16.2	2.8 12.5	8 12	26 30	14 3	13 11	29 3	4	4	15:42 19:45	8 12
Dec. 22	ORAL ROBERTS W, 86-74	72	1.19 1.03	58.6 22.9	77.1 41.4	24	1	0.60 1.00	34.6 66.7	20.8 22.2	12.5 9.7	11.5 7.5	16 16	42 22	14 6	14 6	24 32	5	10	29:51 6:45	20 4
Dec. 30	HOUSTON* L, 47-60	66	0.71 0.91	27.5 15.2	84.8 72.5	5	-2	0.50 0.75	50.0 37.5	21.2 18.2	10.6 12.1	2.7 14.3	7 16	20 28	10 7	9 14	28 4	5	4	4:26 28:09	6 22
Jan. 4	at West Virginia* L, 50-69	68	0.74 1.01	30.0 31.6	68.4 70.0	-2	-2	0.29 1.00	27.8 65.2	25.0 22.1	13.2 10.3	8.0 9.1	12 20	28 22	11 19	8 1	24 7	0	0	--- 39:18	- 28
Jan. 7	KANSAS ST.* W, 79-66	69	1.14 0.96	32.4 28.0	72.0 67.6	-1	7	1.25 0.68	53.6 54.2	17.4 27.5	15.9 13.0	9.1 13.2	31 14	34 38	10 10	14 4	31 18	2	0	39:08 ---	21 -
Jan. 11	at Utah* L, 62-83	70	0.89 1.19	35.3 21.4	78.6 64.7	1		0.82 2.09	40.9 76.7	15.7 15.7	7.1 4.3	7.7 16.3	9 12	24 46	15 6	5 10	25 21	0	0	--- 39:36	- 26
Jan. 14	at BYU* L, 62-83	69	1.00 1.23	26.3 38.5	61.5 73.7	-12	1	1.23 1.29	69.6 66.7	18.8 20.3	11.6 11.6	12.5 8.6	16 18	24 30	4 12	9 12	19 29	0	0	--- 38:42	- 27
Jan. 18	COLORADO* L, 50-69	72	1.15 1.01	39.4 11.5	88.5 60.6	13	2	0.93 0.94	56.5 65.2	19.4 22.2	12.5 16.7	3.7 9.1	16 15	34 30	22 7	18 15	38 39	5	6	35:35 3:30	18 3
Jan. 21	ARIZONA* L, 50-69	68	1.15 1.35	25.7 28.6	71.4 74.3	-5	-4	1.17 2.00	58.3 50.0	17.6 11.8	5.9 14.7	3.1 12.9	12 17	24 38	8 5	10 15	33 26	9	4	10:53 24:59	6 20
Jan. 26	at Texas Tech* L, 50-69	66	0.82 0.97	23.1 22.6	77.4 76.9	3	-9	0.41 0.92	47.4 54.5	33.3 19.7	12.1 15.2	0.0 10.3	11 20	18 22	1 12	7 3	7 24	0	0	--- 38:55	- 18
Jan. 29	at Kansas St.*																				
Feb. 1	UTAH*																				
Feb. 4	at Houston*																				
Feb. 9	ARIZONA ST.*																				
Feb. 12	at TCU*																				
Feb. 15	TEXAS TECH*																				
Feb. 19	UCF*																				
Feb. 22	at Kansas*																				
Feb. 25	IOWA ST.*																				
Mar. 1	at Baylor*																				
Mar. 5	at UCF*																				
Mar. 8	CINCINNATI*																				
Mar. 12	vs. UCF ^																				

			Points Off/From...																	
		Poss.	Pts/Pos	OR%	DR%	+/-TR	+/-TO	A:TO	A%	TO%	Stl%	Blk%	TO	Paint	2nd Ch	FB	Bnch			
AVERAGES	OSU	70.7	1.035	33.7%	74.6%	3.8	1.4	0.92	51.1%	19.0%	12.3%	8.3%	16.4	30.8	11.9	13.3	32.4			
	Opponents	1.052		25.4%	66.3%			0.93	46.1%	21.0%	10.3%	11.0%	13.9	30.6	9.6	7.8	18.3			

Team Highs & Lows

Team Highs / Lows

* = School Record

		Oklahoma State		Opponent	
Total Points	High	89	GREEN BAY (11/4/24)	92	ARIZONA (1/21/25)
	Low	47	HOUSTON (12/30/24)	55	at Tulsa (12/4/24)
Points/Possession	High	1.25 (85/68)	at Seton Hall (12/8/24)	1.35 (92/68)	ARIZONA (1/21/25)
	Low	0.71 (47/66)	HOUSTON (12/30/24)	0.74 (55/74)	at Tulsa (12/4/24)
Halftime Lead	High	+19 (45-26)	at Seton Hall (12/8/24)	+27 (46-19)	at West Virginia (1/4/25)
Margin of Victory	High	+21 (76-55)	at Tulsa (12/4/24)	+21 (83-62)	at Utah (1/11/25)
Field Goals Made	High	31	SOUTHERN ILLINOIS (11/14/24)	33	vs. Nevada (11/24/24)
	Low	14	HOUSTON (12/30/24)	21	at Tulsa (12/4/24)
Field Goal Attempts	High	73	vs. Florida Atlantic (11/21/24)	62	ST. THOMAS (11/10/24)
	Low	42	at Texas Tech (1/26/25)	47	KANSAS ST. (1/7/24)
Field Goal %	High	.477 (31/65)	SOUTHERN ILLINOIS (11/14/24)	.589 (33/56)	vs. Nevada (11/24/24)
	Low	.259 (14/54)	HOUSTON (12/30/24)	.362 (21/58)	at Tulsa (12/4/24)
2-Pt FG %	High	.760 (19/25)	at Seton Hall (12/8/24)	.688 (22/32)	ARIZONA (1/21/25)
	Low	.286 (10/35)	HOUSTON (12/30/24)	.385 (10/26)	ST. THOMAS (11/10/24)
3-Pt FG Made	High	10	4x, Last: ARIZONA (1/21/25)	15	ST. THOMAS (11/10/24)
	Low	3	4x, Last: at Texas Tech (1/26/25)	3	KANSAS ST. (1/7/24)
3-Pt FG Attempts	High	26	2x, Last: at Seton Hall (12/8/24)	36	ST. THOMAS (11/10/24)
	Low	8	at Tulsa (12/4/24)	14	KANSAS ST. (1/7/24)
3-Pt FG %	High	.455 (10/22)	2x, Last: vs. Miami (11/22/24)	.452 (14/31)	GREEN BAY (11/4/24)
	Low	.143 (3/21)	at West Virginia (1/4/25)	.208 (5/24)	at Tulsa (12/4/24)
FT Made	High	31	2x, Last: COLORADO (1/18/25)	35	vs. Florida Atlantic (11/21/24)
	Low	11	at West Virginia (1/4/25)	4	TARLETON ST. (12/18/24)
FT Attempts	High	43	COLORADO (1/18/25)	49	GREEN BAY (11/4/24)
	Low	18	3x, Last: at Texas Tech (1/26/25)	6	HOUSTON (12/30/24)
Free Throw %	High	.895 (17/19)	at Seton Hall (12/8/24)	1.000 (6/6)	HOUSTON (12/30/24)
	Low	.545 (12/22)	at Utah (1/11/25)	.400 (4/10)	TARLETON ST. (12/18/24)
Offensive Reb.	High	19	2x, Last: vs. Florida Atlantic (11/21/24)	13	2x, Last: at Tulsa (12/4/24)
	Low	6	at Texas Tech (1/26/25)	3	2x, Last: COLORADO (1/18/25)
Offensive Reb. %	High	.586 (17/29)	Oral Roberts (12/22/24)	.394 (13/33)	vs. Miami (11/22/24)
	Low	.231 (6/26)	at Texas Tech (1/26/25)	.111 (3/27)	GREEN BAY (11/4/24)
Total Rebounds	High	50	vs. Florida Atlantic (11/21/24)	40	at West Virginia (1/4/25)
	Low	26	at BYU (1/14/25)	20	Oral Roberts (12/22/24)
Rebound Margin	High	+18 (43-25)	GREEN BAY (11/4/24)	+12 (38-26)	at BYU (1/14/25)
Turnover Margin	High	+11 (18-7)	SOUTHERN ILLINOIS (11/14/24)	+9	at Texas Tech (1/26/25)
Assists	High	21	at Seton Hall (12/8/24)	23	at Utah (1/11/25)
	Low	7	HOUSTON (12/30/24)	8	2x, Last: TARLETON ST. (12/18/24)
Assist %	High	.724 (21/29)	at Seton Hall (12/8/24)	.767 (23/30)	at Utah (1/11/25)
	Low	.278 (5/18)	at West Virginia (1/4/25)	.320 (8/25)	TARLETON ST. (12/18/24)
A:TO Ratio	High	2.71 (19:7)	SOUTHERN ILLINOIS (11/14/24)	2.09 (23/11)	at Utah (1/11/25)
	Low	0.29 (5:17)	at West Virginia (1/4/25)	0.36 (8:22)	at Tulsa (12/4/24)
Turnovers Forced	High	22	at Tulsa (12/4/24)	22	at Texas Tech (1/26/25)
	Low	8	ARIZONA (1/21/25)	7	SOUTHERN ILLINOIS (11/14/24)
Steals	High	16	at Tulsa (12/4/24)	12	COLORADO (1/18/25)
	Low	4	2x, Last: ARIZONA (1/21/25)	3	2x, Last: at Utah (1/11/25)
Blocks	High	7	at Tulsa (12/4/24)	8	at Tulsa (12/4/24)
	Low	0	at Texas Tech (1/26/25)	2	2x, Last: at Seton Hall (12/8/24)
Personal Fouls	High	33	vs. Florida Atlantic (11/21/24)	29	COLORADO (1/18/25)
	Low	10	HOUSTON (12/30/24)	14	vs. Miami (11/22/24)
Bench Points	High	57	SOUTHERN ILLINOIS (11/14/24)	39	COLORADO (1/18/25)
	Low	7	at Texas Tech (1/26/25)	3	TARLETON ST. (12/18/24)
Paint Points	High	48	at Tulsa (12/4/24)	46	2x, Last: at Utah (1/11/25)
	Low	18	at Texas Tech (1/26/25)	18	ST. THOMAS (11/10/24)
2nd Chance Points	High	22	COLORADO (1/18/25)	19	at West Virginia (1/4/25)
	Low	1	at Texas Tech (1/26/25)	3	TARLETON ST. (12/18/24)
Fast Break Points	High	26	ST. THOMAS (11/10/24)	15	2x, Last: ARIZONA (1/21/25)
	Low	3	vs. Miami (11/22/24)	1	at West Virginia (1/4/25)
Points off Turnovers	High	32	at Tulsa (12/4/24)	21	vs. Oklahoma (12/14/24)
	Low	7	HOUSTON (12/30/24)	7	SOUTHERN ILLINOIS (11/14/24)

Individual Superlatives / The Last Time...

2024-25 Individual Superlatives

	Oklahoma State	Opponent
Points	27 Abou Ousmane -- KANSAS ST. (1/7/25) 23 Marchelus Avery -- ST. THOMAS (11/10/24) 22 Bryce Thompson -- GREEN BAY (11/4/24) 21 2x, Last: Avery & Thompson -- ARIZONA (1/21/25)	27 Caleb Love -- ARIZONA (1/21/25) 27 Issac McBride -- ORAL ROBERTS (12/22/24) 27 Kobe Sanders -- vs. Nevada (11/24/24) 27 Anthony Roy -- GREEN BAY (11/4/24)
FG Made	11 Abou Ousmane -- KANSAS ST. (1/7/25)	10 2x, Last: Caleb Love -- ARIZONA (1/21/25)
FG Attempts	15 Abou Ousmane -- KANSAS ST. (1/7/25)	17 Caleb Love -- ARIZONA (1/21/25)
FG Pct. (min. 5 FGM)	.833 (5-6) Patrick Suemnick -- ST. THOMAS (11/10/24)	1.000 (5-5) Jake Wahlin -- at Utah (1/11/25)
3-Pt FG Made	5 Marchelus Avery -- ARIZONA (1/21/25)	7 Anthony Roy -- GREEN BAY (11/4/24)
3-Pt FG Attempts	11 Marchelus Avery -- at West Virginia (1/4/25)	13 Anthony Roy -- GREEN BAY (11/4/24)
3-Pt Pct. (min. 4 FGM)	.800 (4-5) Bryce Thompson -- GREEN BAY (11/4/24)	1.000 (4-4) Scotty Middleton -- at Seton Hall (12/8/24)
FT Made	9 Abou Ousmane -- ORAL ROBERTS (12/22/24)	10 Kobe Sanders -- vs. Nevada (11/24/24)
FT Attempts	9 Abou Ousmane -- ORAL ROBERTS (12/22/24)	13 Kobe Sanders -- vs. Nevada (11/24/24)
FT Pct. (min. 5 FTM)	1.000 (9-9) Abou Ousmane -- ORAL ROBERTS (12/22/24)	1.000 (7/7) Javon Small -- at West Virginia (1/4/25)
Rebounds	11 2x, Last: Abou Ousmane -- at West Virginia (1/4/25)	14 Sam Godwin -- vs. Oklahoma (12/14/24)
Assists	8 Khalil Brantley -- at Seton Hall (12/8/24)	9 Garwey Dual -- at Seton Hall (12/8/24)
Steals	4 6x, Last: Arturo Dean at BYU (1/14/25)	5 Marty Silvera -- vs. Tarleton St. (12/18/24)
Blocks	2 7x, Last: Marchelus Avery at BYU (1/14/25)	4 Chris Mpaka -- vs. Tarleton St. (12/18/24)
Minutes	33:19 Bryce Thompson -- vs. Nevada (11/24/24)	40:00 Bubu Benjamin -- vs. Tarleton St. (12/18/24)

The Last Time a Cowboy had...

* = School Record ** = Tied Record

a Triple-Double (P/R/A) 19/14/10, Maurice Baker vs. UTSA (1/3/2001)

a Double-Double (PTS/REB) 10, 10, Abou Ousmane at Texas Tech (1/26/2025)

..... First time since Jan. 4, 2025 at West Virginia (Abou Ousmane, 14/11)

a Double-Double (PTS/AST) 15/11, Isaac Likekele vs. TCU (2/6/2020)

a 20/20 Performance (PTS/REB) 37/20, Mario Boggan vs Texas (1/16/2007)

a 20/10 Performance (PTS/REB) 29/10, Javon Small vs. Notre Dame (11/17/2023)

a 25/10 Performance (PTS/REB) 29/10, Javon Small vs. Notre Dame (11/17/2023)

30+ Points 34, Javon Small at BYU (3/9/2024)

35+ Points 40, Cade Cunningham at Oklahoma (2/27/2021)

41+ Points 42, Jawun Evans -- Oklahoma (1/13/2016)

43+ Points 45, Randy Rutherford at Kansas (3/5/1995)

46+ Points 58*, Bob Kurland -- Saint Louis (2/22/1946)

20+ Points by a Reserve 21, Marchelus Avery -- ARIZONA (1/21/2025)

25+ Points by a Reserve 29**, Jeffrey Carroll vs. Pittsburgh (11/21/2017)

20+ Points in a Half 27, Javon Small at BYU (3/9/2024)

A perfect FG% (5+ attempts) 8/8, Jamyron Keller -- BYU (2/17/2024)

10+ Field Goals 10, Kalib Boone -- Kansas (2/14/2023)

15+ Field Goals 18, Jawun Evans -- Oklahoma (1/12/2016)

A perfect 3-point FG% (4+ attempts) 4/4, Jamyron Keller -- BYU (2/17/2024)

7+ Three-pointers 7, Caleb Asberry at Texas Tech (3/4/2023)

8+ Three-pointers 9, Keiton Page at Oklahoma (2/22/2012)

10+ Three-pointers 11 (School Record), Randy Rutherford at Kansas (3/5/1995)

15+ Free Throws Made 16, Marcus Smart -- Texas (1/7/2014)

20+ Free Throws Made 20, Keiton Page -- Texas (2/17/2022)

10+ Rebounds 10, Abou Ousmane -- at Texas Tech (1/26/2025)

..... First time since Jan. 4, 2025 (Abou Ousmane at WVU, 11)

11+ Rebounds 11, Abou Ousmane -- at West Virginia (1/4/2025)

12+ Rebounds 12, Javon Small -- West Virginia (1/27/2024)

13+ Rebounds 13, Mike Marsh -- New Orleans (11/20/2023)

14+ Rebounds 14, Tyreek Smith vs. Oklahoma (3/8/2023)

15+ Rebounds 15, Moussa Cisse vs Southern Illinois (11/11/2022)

16+ Rebounds 18, Marshall Moses at La Salle (12/4/2010)

19+ Rebounds 20, Mario Boggan -- Texas (1/10/2007)

21+ Rebounds 22, Don Youman at Samford (12/16/1978)

23+ Rebounds 24, Andy Hopson -- Nebraska (1/26/1974)

25+ Rebounds 25, Andy Hopson -- Oklahoma (2/10/1973)

26+ Rebounds 27 (School Record), Andy Hopson -- Missouri (1/30/1973)

10+ Rebounds in a Half 10 in 1st Half, Quion Williams -- Kansas St. (2/3/2024)

9+ Offensive Rebounds 9, Mitchell Solomon -- A&M-Corpus Christi (12/22/2016)

10+ Offensive Rebounds 10 (school record, since 1996), Mario Boggan vs Texas (1/16/2007)

10+ Assists 11, Isaac Likekele vs TCU (2/6/2020)

12+ Assists 12, Jawun Evans vs. Michigan (3/17/2017)

13+ Assists 15, Jawun Evans vs. Kansas (3/4/2017)

16+ Assists 18 (school record), Doug Gottlieb, Florida Atlantic (12/1/1998)

10+ Assists by a Freshman Jawun Evans, Baylor (1/27/2016)

10+ Assists in a Half Doug Gottlieb -- Baylor (3/4/1999)

10+ Assists off the Bench Doug Gottlieb -- UNLV (12/20/1998)

5+ Steals 5, Javon Small at Kansas St. (1/20/2024)

6+ Steals Rondel Walker at Texas (1/22/2022)

7+ Steals 9 (School Record), Marcus Smart, Utah Valley (11/12/2013)

5+ Steals by a Freshman 5, Cade Cunningham vs. Oregon St. (3/21/2021)

5+ Steals by a Reserve 5, Kirby Gardner, Tennessee Tech (12/22/2012)

5+ Blocks 5, Brandon Garrison -- vs. UCF (3/12/24)

6+ Blocks 6, Brandon Garrison -- Houston Christian (11/24/2023)

7+ Blocks 8, Yor Anei, Oral Roberts (11/6/2019)

9+ Blocks 10 (School Record), Joe Atkinson, New Orleans (1/5/1985)

6+ Blocks by a Reserve Mattias Sahlstrom, Midwestern St. (12/9/1989)

5+ Blocks by a Freshman 6, Brandon Garrison -- Houston Christian (11/24/2023)

a Game-Winner in the final 3 seconds 2/8/2023 at GIA
John-Michael Wright made a put-back and-1 with 0.8 remaining to defeat Texas Tech, 71-68.

The Last Time...

The Last Time the Cowboys...

Scored 100+ Points	102 -- UTRGV (12/22/2017)
Scored 90+ Points	93 -- BYU (2/17/2024)
Scored fewer than 60 points	54 at Texas Tech (1/26/2025)
	First time since Jan. 4, 2025 at West Virginia (50)
Scored fewer than 50 points	47 -- HOUSTON (12/30/2024)
Won by 20+ points	21 (76-55) at Tulsa (12/4/2024)
Won by 30+ points	30 -- College of Charleston (11/22/2021)
Won by 40+ points	43, 88-45 -- UT Arlington (11/9/2021)
Won by 50+ points	51, 82-31 -- Southeastern La. (12/29/2019)
Shot 60% from the field	.660 -- at Texas (3/7/2020)
Shot 65%+ from the field	"
Shot Less than 25% from the floor	.246 -- at South Carolina (12/6/2014)
Shot Less than 30% from the floor	.14/54, .259 -- Houston (12/30/2024)
Shot 50% from beyond the arc	.500 (11/22) -- BYU (2/17/2024)
Shot less than 15% from the beyond the arc	.143 -- vs. Texas (3/9/2023)
Failed to make a 3-point attempt	vs Iowa State (1/8/2001)
Made 12+ three-pointers	13/27 -- South Carolina St. (12/31/2023)
Made 14+ three-pointers	15/33 -- Wofford (12/20/2023)
Two players made 5+ three-pointers	at Texas Tech (2/27/2019)
Made 30+ free throws	31 -- COLORADO (1/18/2025)
Made 35+ free throws	35 -- Rogers State (11/30/2016)
Shot 100% at the free throw line	.5/5 -- Wofford (12/20/2023)
Shot 100% at the free throw line (min. 10 FTM)	.22/22 -- Texas Tech (2/25/2017)
Shot less than 50% at the free throw line	.5/14, .357 at Iowa State (1/13/2024)
50+ rebounds	.50 -- vs. Fla. Atlantic (11/21/2024)
60+ rebounds	.60, Northwestern Okla. St. (11/17/2014)
Grabbed 20 offensive rebounds	20, at Southern Illinois (12/5/2023)
Had 20 assists	21, at Seton Hall (12/8/2024)
Had fewer than 5 assists	4 -- Texas (2/2/2021)
15+ steals	16 -- at Tulsa (12/4/2024)
10+ blocks	11 vs. UCF (3/12/24)
15+ blocks	16 -- College of Charleston (11/22/2021)
Failed to block at least one shot	0 -- at Texas Tech (1/26/2025)
	First time since Jan. 16, 2024 against Kansas (0)

Had multiple 30-point scorers	vs Southwestern State (1/2/2007)
Had three 30-point scorers	vs Oral Roberts (3/4/1993)
Had two 20-point scorers	Arizona (1/21/2025)
Had three 20-point scorers	Oklahoma (2/24/2024) in OT
Had four 20-point scorers	vs Northwestern State (1/3/2009)
OSU & Opponent combined for four 20-point scorers	3,1 -- Oklahoma (2/24/2024) in OT
OSU & Opponent combined for five 20-point scorers	vs West Virginia (1/4/2021)
OSU & Opponent combined for six 20-point scorers	vs Providence (11/25/1993)
OSU & Opponent combined for 10 double-figure scorers	10 vs Baylor (2/8/2020)
Had five double-figure scorers	5, at Seton Hall (12/8/2024)
Had six double-figure scorers	6 -- Houston Christian (11/24/2023)
Had seven double-figure scorers	vs Rogers State (11/30/2016)
Had no players score in double figures	at Iowa State (2/29/2016)
Had only one player score in double figures	at Iowa State (1/13/2024)
Had two double-figure rebounders	Jennings (11) & Newman (10) vs. FAU (11/21/24)
Had three double-figure rebounders	at Youngstown St. (3/15/2023)
Had two double-doubles	South Carolina State (12/31/2023)
Had three double-doubles	at Youngstown St. (3/15/2023)
Scored 50 points in first half	52, Houston Christian (11/24/2023)
Scored 50 points in second half	50 -- Green Bay (11/4/2024)
Scored less than 20 points in the first half	19 -- at West Virginia (1/4/2025)
Scored less than 20 points in second half	16 at Iowa State (1/13/2024)
Had a 20+ point scoring run	22-0 -- New Orleans (11/20/2023)
Had three players foul out	3 vs. FAU (11/21/2024)
Defeated an AP ranked opponent	93-83 against No. 19 BYU (2/17/2024)
Won an overtime game	82-79 vs Kansas State (2/19/2022)
Lost an overtime game	82-84 against Oklahoma (2/24/2024)
Won a double-overtime game	75-67 vs Texas (2/6/2021)
Lost a double-overtime game	67-68 vs Kansas (2/20/2013)
Won a triple-overtime game	105-103 vs Texas (1/16/2007)
Lost a triple-overtime game	97-98 vs Iowa State (2/3/2014)
Won a quadruple-overtime game	96-91 at Colorado (2/5/1983)
Lost a quadruple-overtime game	Never

The Last Time an Opponent...

Scored 100+ points	100 by TCU (2/18/2023)
Scored 90+ points	92, Arizona (1/21/2025)
Scored Fewer than 60 points	55 -- at Tulsa (12/4/2024)
Scored Fewer than 50 points	49 -- vs. Oklahoma (3/8/2023)
Won by 20+ points	L, 62-83 at Utah (1/11/2025)
Won by 30+ points	35, 50-85 -- at Texas Tech (1/4/2020)
Won by 40+ points	41, 65-106 -- at Baylor (1/13/2012)
Shot 65%+ from the floor	.684 -- at TCU (2/18/2023)
Shot 60% from the floor	.36/58, .621 -- Kansas (1/16/2024)
Shot less than 25% from the floor	.224 -- Southeastern La. (12/29/2019)
Shot less than 30% from the floor	.290 -- Chicago State (1/4/2023)
Shot 50% from the beyond the arc	.538, 7/13 -- at Texas Tech (1/9/2024)
Shot <20% from the beyond the arc	.133, 2/15 -- Baylor (1/6/2024)
Shot <15% from beyond the arc	.133, 2/15 -- Baylor (1/6/2024)
Made 15+ three-pointers	15 -- St. Thomas (11/10/2024)
Failed to make a 3-point attempt	TCU 2/14/2015)
Made 35+ free throws	35, Fla. Atlantic (11/21/2024)
Shot 100% at the free throw line	.6/6 -- Houston (12/30/2024)
Shot 100% at the free throw line (min. 10 FTM)	.12/12 -- Iowa State (2/29/2020)
Shot less than 50% at the free throw line	.400 (4/10) -- Tarleton St. (12/18/2024)
Totaled 25 rebounds	23 -- Colorado (1/18/2025)
Totaled 50 rebounds	50 -- Kansas (1/4/2022)
Grabbed 20 offensive rebounds	22 -- Texas (2/6/2021)
Grabbed 5 or fewer offensive rebounds	3 -- Colorado (1/18/2025)
Had <5 assists	4 -- vs. Tulsa (12/10/2023)

Had 20 assists	23 -- at Utah (1/11/2025)
Had 10+ steals	11, Tarleton State (12/18/2024)
Had 15+ steals	18 -- South Carolina State (12/31/2023)
Had 10 blocks	11 -- vs. Oregon State (3/21/2021)
Had two 30-point scorers	Never
Had two 20-point scorers	Green Bay (11/4/2024)
Had three 20-point scorers	West Virginia (1/4/2021)
Had five double-figure scorers	5 at BYU (1/14/2025)
Had six double-figure scorers	by TCU (2/18/2023)
Had seven double-figure scorers	Never
Had no players score in double figures	Texas Tech (3/4/2023)
Had two double-figure rebounders	at West Virginia (1/4/2025)
Had three double-figure rebounders	at Kansas (2/8/2021)
Had two double-doubles	Kansas (2/8/2021) -- 3 different players
Scored 50 points in first half	50, Oklahoma (1/3/2018)
Scored 50 points in second half	50, at Seton Hall (12/8/2024)
Scored less than 20 points in first half	17, UCF (11/18/2022)
Scored less than 20 points in second half	16, Iowa State (3/2/2022)
Had three players foul out	West Virginia (1/25/2014)
Had its head coach ejected	Kelvin Sampson at Houston (2/6/2024)
Had three technical fouls	3, at Oklahoma (2/10/2024)

Box Scores / Recaps

	SMU Oklahoma St	78 89
Oct. 26, 2024 TV: ESPN+ Stillwater, Okla. (Gallagher-Iba Arena)		

	1st	2nd	Score
SMU	38	40	- 78
Oklahoma State	47	42	- 89

- New head coach **Steve Lutz** and the Cowboys made a strong first impression with an 89-78 exhibition win.
- Bryce Thompson** went 5-for-5 from three and set an unofficial career-high with 24 points.
- The Cowboys hit 10 first-half threes and finished 14-of-28 overall from deep.
- Marchelus "Chi Chi" Avery** added 14 points.
- Abou Ousmane** had a team-high eight rebounds to go with three blocks, and **Khalil Brantley** dished out five assists without a turnover.
- 11 Cowboys saw action and nine of them contributed at least five points.
- Avery connected three times during a string of seven straight three-point makes that helped the Cowboys turn a 24-20 deficit into a 47-38 halftime lead.
- OSU had more steals (8) than turnovers (7) and outscored SMU 14-0 on fastbreak opportunities.
- Avery's steal and dunk gave OSU its largest lead of the day at 61-46 with 16:22 to play.

SMU

##	Name	Pts	FG	3Pt	FT	TR	PF	A	TO	B	S	MP
02	Kevin Miller*	14	3-9	0-1	8-8	7	5	3	1	0	0	26
03	Chuck Harris*	11	4-8	1-3	2-3	3	1	2	2	0	1	25
21	Yohan Traore*	7	2-5	1-2	2-4	3	2	0	0	0	0	22
22	Keon Ambrose-Hylton*	7	3-6	0-2	1-3	3	1	2	0	3	0	30
33	Matt Cross*	10	4-7	2-3	0-0	2	5	1	1	0	1	19
00	B.J. Edwards	14	4-8	2-2	4-6	7	1	3	3	0	0	24
05	Tiber Gorener	2	1-4	0-3	0-0	4	4	0	0	0	0	18
08	Kario Oquendo	9	2-8	1-6	4-6	1	2	3	2	0	0	23
10	A.J. George	2	0-1	0-1	2-2	1	0	0	0	0	0	7
13	Mitchell Holmes	2	1-3	0-0	0-0	4	2	0	0	0	0	6
TEAM						3	0					
TOTALS		78	24-59	7-23	23-32	38	23	14	9	3	2	

	FG	%	3Pt	%	FT	%
1st Half	12-30	40%	5-15	33%	9-14	64%
2nd Half	12-29	41%	2-8	25%	14-18	78%
Game	24-59	40.7%	7-23	30.4%	23-32	71.9%

OKLAHOMA STATE

##	Name	Pts	FG	3Pt	FT	TR	PF	A	TO	B	S	MP
01	Bryce Thompson*	24	9-12	5-5	1-1	0	2	0	0	0	0	19
04	Davonte Davis*	5	2-5	0-1	1-2	3	2	2	0	0	0	18
05	Khalil Brantley*	8	2-5	1-2	3-4	4	2	5	0	1	1	22
25	Robert Jennings II*	6	2-7	0-1	2-2	6	1	2	1	0	1	17
33	Abou Ousmane*	8	0-0	0-0	8-10	8	3	1	2	3	1	25
00	Marchelus Avery	14	5-9	3-5	1-2	5	4	1	1	1	2	22
02	Arturo Dean	8	3-6	1-2	1-2	1	1	2	2	0	2	21
06	Brandon Newman	7	2-9	1-5	2-2	2	1	1	0	1	0	16
13	Connor Dow	3	1-5	1-4	0-0	1	0	0	0	0	0	7
14	Jamyrn Keller	6	2-4	2-3	0-0	1	3	2	1	0	0	18
24	Patrick Suemnick	0	0-1	0-0	0-2	1	2	0	0	0	1	15
TEAM						5	0					
TOTALS		89	28-63	14-28	19-27	37	21	16	7	6	8	

	FG	%	3Pt	%	FT	%
1st Half	16-33	48%	10-16	63%	5-6	83%
2nd Half	12-30	40%	4-12	33%	14-21	67%
Game	28-63	44.4%	14-28	50.0%	19-27	70.4%

Officials: Marques Pettigrew, Kelly Self, Tommy Johnson

OSU led for 32:58 SMU led for 5:19

Ties: 2 Lead Changes: 2 | Largest: OSU by 15 (16:18 2h), SMU by 5 (10:42 1h)

Start time: 11:01 a.m. CT Duration: 2:10 Technical Fouls: None

Points	Paint	Off To	2nd Ch	F Brk	Bench	Pts/Pos
SMU	18	6	15	0	29	
OSU	20	8	15	14	38	

	Green Bay Oklahoma St	76 89
Nov. 4, 2024 TV: ESPN+ Stillwater, Okla. (Gallagher-Iba Arena)		

	1st	2nd	Score
Green Bay	38	38	- 76
Oklahoma State	39	50	- 89

- OSU used a 50-point second half to pull away from Green Bay and win its **Steve Lutz** Era debut.
- Bryce Thompson** led the way with 22 points (one shy of his career high) on 4-of-5 three-point shooting and **Abou Ousmane** added 16 points and a team-best eight rebounds.
- OSU faced its largest deficit at 22-15 near the midway point of the first half, then exploded for 74 points over the next 28 minutes.
- Green Bay made nine of its first 14 three-point attempts and was within 51-48 near the 16:00-mark of the second half but managed just one field goal in the next 8:00.
- OSU capitalized with a 19-3 run and led by as many as 22 points down the stretch.
- The Cowboys shot a modest 42% from the field but drilled 10-of-22 threes and 21-of-24 foul shots. They also enjoyed a 43-25 rebounding advantage and scored 27 points off 19 Green Bay turnovers.

GREEN BAY (0-1)

##	Name	Pts	FG	3Pt	FT	TR	PF	A	TO	B	S	MP
00	Foster Wonders*	10	3-9	2-6	2-2	2	1	0	2	0	0	28
02	Preston Ruedinger*	7	2-3	1-2	2-2	1	1	6	2	1	3	35
03	Jeremiah Johnson*	5	1-4	0-0	3-4	3	3	1	1	0	0	18
09	Anthony Roy*	27	9-16	7-13	2-3	5	3	3	3	0	1	34
13	Marcus Hall*	21	7-13	4-9	3-4	7	3	2	7	0	1	39
04	Mac Wrecke	0	0-1	0-1	0-1	1	1	1	0	0	1	9
06	Ben Tweedy	0	0-0	0-0	0-0	0	0	0	1	0	0	4
07	Donovan Santoro	0	0-0	0-0	0-0	0	0	0	0	0	0	2
08	Roe Oselka	0	0-0	0-0	0-0	0	0	0	1	0	0	3
10	C.J. O'Hara	0	0-1	0-0	0-0	1	3	1	0	0	1	11
11	Muudubem Muoneke	2	1-2	0-0	0-0	1	1	0	2	0	0	7
14	Isaiah Miranda	2	1-1	0-0	0-0	2	0	0	1	0	0	3
15	Ryan Wade	2	1-1	0-0	0-0	0	0	0	0	0	1	7
TEAM						2	0					
TOTALS		76	25-51	14-31	12-16	25	17	14	19	2	8	

	FG	%	3Pt	%	FT	%
1st Half	14-24	58%	7-12	58%	3-4	75%
2nd Half	11-27	41%	7-19	37%	9-12	75%
Game	25-51	49.0%	14-31	45.2%	12-16	75.0%

OKLAHOMA STATE (1-0)

##	Name	Pts	FG	3Pt	FT	TR	PF	A	TO	B	S	MP
01	Bryce Thompson*	22	9-13	4-5	0-0	5	2	1	0	0	2	30
04	Davonte Davis*	10	4-9	2-5	0-0	2	3	0	2	0	2	22
05	Khalil Brantley*	9	2-5	1-2	4-4	3	1	4	3	1	1	24
25	Robert Jennings*	8	1-3	1-1	5-6	3	2	0	0	1	1	18
33	Abou Ousmane*	16	5-10	1-1	5-5	8	0	1	1	1	0	20
00	Marchelus Avery	10	4-13	1-4	1-1	5	2	0	2	0	1	20
02	Arturo Dean	8	2-9	0-2	4-4	7	2	3	1	1	1	22
06	Brandon Newman	2	1-2	0-0	0-0	3	0	2	0	0	1	19
13	Connor Dow	0	0-0	0-0	0-0	1	0	0	0	0	0	3
14	Jamyrn Keller	2	0-0	0-2	2-2	0	1	2	2	0	1	11
24	Patrick Suemnick	2	1-2	0-0	0-2	2	4	0	2	0	1	11
TEAM						4	0					
TOTALS		89	29-69	10-22	21-24	43	17	13	13	4	11	

	FG	%	3Pt	%	FT	%
1st Half	13-32	41%	4-12	33%	9-9	100%
2nd Half	16-37	43%	6-10	60%	12-15	80%
Game	29-69	42.0%	10-22	45.5%	21-24	87.5%

Officials: Chance Moore, Chris Pacsi, John Jenkins Jr.

Attendance: 7,251 | OSU led for 24:32, GB led for 13:30

Times tied: 5 Lead Changes: 9 |

Largest Lead: OSU by 22 (4:56 2h), GB by 7 (13:59 1h) Technical Fouls: None

Points	Paint	Off To	2nd Ch	F Brk	Bench	Pts/Pos
Green Bay	22	8	4	9	6	1.03
OSU	34	27	20	15	24	1.20

	St. Thomas Oklahoma St	71 80
Nov. 10, 2024 TV: ESPN+ Stillwater, Okla. (Gallagher-Iba Arena)		

	1st	2nd	Score
St. Thomas	23	48	- 71
Oklahoma State	33	47	- 80

- Marchelus "Chi Chi" Avery** scored 18 of his game-high 23 points in the second half to help OSU outdistance St. Thomas.
- The Cowboys thwarted the Tommies' efforts to slow the pace by forcing 20 turnovers (while committing just 10) and outscored the visitors 26-8 on fast breaks opportunities.
- Patrick Suemnick** and **Bryce Thompson** scored 11 points each for OSU, and **Arturo Dean**, kicked in nine rebounds, five assists and four steals.
- Kendall Blue** finished with 18 points and 11 rebounds for the Tommies, who made 15 of 36 threes but struggled to get the ball inside.
- Suemnick's dunk capped a 9-0 run that gave the Cowboys a 28-18 advantage with 3:08 to play in the first half. They led 33-23 at halftime and by as many as 17 midway through the second half.
- St. Thomas shot 27% in the first half before storming back with 10 second-half threes, but the lead never dipped below three possessions.
- OSU committed just two second half turnovers and made 17-of-22 free throws after halftime.

ST. THOMAS (2-1)


##	Name	Pts	FG	3Pt	FT	TR	PF	A	TO	B	S	MP
01	Kendall Blue*	18	7-13	4-7	0-1	11	1	2	6	1	0	31
04	Nolan Minessale*	13	5-13	2-5	1-3	7	2	3	2	3	0	31
11	Drake Dobbs*	14	5-10	2-3	2-2	4	0	4	2	0	0	30
14	Miles Barnstable*	6	2-9	2-7	0-0	0	3	1	2	0	1	24
32	Carter Bjerk*	12	4-8	4-8	0-0	5	1	0	3	0	1	26
02	Ben Nau	0	0-3	0-3	0-0	3	2	1	2	0	0	15
12	Ryan Dufault	4	1-3	0-0	2-2	1	3	2	0	0	0	15
33	Rich Byhre	3	1-3	1-3	0-0	2	4	0	1	0	1	13
34	Ben Oosterbaan	1	0-0	0-0	1-2	3	2	1	1	0	1	15
TEAM						1	0					
TOTALS		71	25-62	15-36	6-10	37	18	14	20	4	4	

	FG	%	3Pt	%	FT	%
1st Half	8-29	28%	5-15	33%	2-2	100%
2nd Half	17-33	52%	10-21	48%	4-8	50%
Game	25-62	40.3%	15-36	41.7%	6-10	60.0%

OKLAHOMA STATE (2-0)

##	Name	Pts	FG	3pt	FT	TR	PF	A	TO	B	S	MP
01	Bryce Thompson*	11	4-10	1-3	2-2	2	2	3	1	0	0	21
04	Davonte Davis*	1	0-6	0-4	1-2	1	1	0	0	0	0	23
05	Khalil Brantley*	8	1-5	0-1	6-8	5	3	3	2	0	0	18
13	Connor Dow*	3	1-2	1-1	0-0	0	3	0	1	1	1	10
25	Robert Jennings*	8	2-4	0-1	4-4	3	2	0	2	1	0	20
00	Marchelus Avery	23	8-12	1-4	6-8	3	2	1	0	0	3	25
02	Arturo Dean	4	2-4	0-0	0-2	9	0	5	2	0	4	25
06	Brandon Newman	6	2-7	2-5	0-0	6	2	1	2	1	0	21
14	Jamyrn Keller	5	2-4	1-3	0-0	1	0	0	0	0	1	17
24	Patrick Suemnick	11	5-6	0-0	1-2	1	1	1	0	0	2	20
TEAM						6	0		0			
TOTALS		80	27-60	6-22	20-28	37	16	14	10	3	12	

Box Scores / Recaps

	Southern Illinois	78
	Oklahoma St	85
Nov. 14, 2024 TV: ESPN+ Stillwater, Okla. (Gallagher-Iba Arena)		

	1st	2nd	Score
Southern Illinois	37	41	- 78
Oklahoma State	38	47	- 85

- **Brandon Newman** and **Abou Ousmane** scored 18 points apiece to lead OSU past SIU.
- The Cowboys dominated the turnover column, forcing 18 while committing just seven. They outscored the visitors 30-7 off those giveaways as well as 23-2 on fast break opportunities.
- OSU won despite a 50.8% performance from the visitors, who knocked down 11-of-28 threes.
- The Cowboys shot 47.7% from the field and connected on 8-of-20 from deep (.400).
- **Marchelus "Chi Chi" Avery** (11 points) and **Bryce Thompson** (10) also finished in double-figures for OSU, which snapped a 49-all tie early in the second half with an 18-4 run.
- OSU appeared to have the game comfortably in hand, up 80-62 near the 4:00 mark, but a 16-2 Saluki run cut the deficit to four points with 24 seconds left. The Cowboys regrouped with **Arturo Dean** hitting both ends of a 1-and-1 and Newman adding one more for the final margin.
- **Elijah Elliott** supplied 21 points for SIU which had defeated the Cowboys in each of the two previous seasons by a total of three points.

SOUTHERN ILLINOIS

##	Name	Pts	FG	3pt	FT	TR	PF	A	TO	B	S	MP
01	Elijah Elliott*	21	8-15	5-9	0-0	2	2	1	2	1	0	32
06	Ali Dibba*	12	4-6	1-2	3-5	5	2	2	3	0	0	19
30	Kennard Davis Jr.*	16	6-12	3-7	1-3	5	4	5	2	0	1	37
32	Jarrett Hensley*	2	1-5	0-3	0-0	8	2	3	2	1	0	25
45	Antwaun Massey*	8	4-6	0-0	0-0	2	1	1	2	2	1	21
00	Rolyns Aligbe	5	2-4	1-3	0-1	3	1	1	1	0	0	13
04	Davon Sykes	9	4-5	0-0	1-2	2	1	3	1	1	1	18
10	Damien Mayo Jr.	5	2-3	1-1	0-0	4	1	1	4	0	1	16
21	Drew Steffe	0	0-4	0-0	0-0	0	3	2	0	0	0	13
25	Jorge Moreno	0	0-1	0-0	0-0	1	1	0	0	0	0	6
TEAM						4	0		1			
TOTALS		78	31-61	11-28	5-11	36	18	19	18	5	4	

	FG	%	3Pt	%	FT	%
1st Half	15-28	54%	6-14	43%	1-3	33%
2nd Half	16-33	48%	5-14	36%	4-8	50%
Game	31-61	50.8%	11-28	39.3%	5-11	45.5%

OKLAHOMA STATE

##	Name	Pts	FG	3pt	FT	TR	PF	A	TO	B	S	MP
01	Bryce Thompson*	10	4-9	2-3	0-0	4	1	1	2	0	0	22
04	Davonte Davis*	7	3-5	0-1	1-1	4	2	1	0	0	0	22
05	Khalil Brantley*	6	2-7	0-1	2-3	2	2	3	0	0	1	21
24	Patrick Suemnick*	2	0-0	0-0	2-2	2	1	0	0	0	1	11
25	Robert Jennings II*	3	0-2	0-1	3-4	3	0	0	0	0	1	18
00	Marchelus Avery	11	4-11	3-6	0-0	4	1	4	0	2	1	25
02	Arturo Dean	6	2-7	0-1	2-2	3	5	1	0	1	0	22
06	Brandon Newman	18	7-9	3-4	1-0	3	0	3	0	1	0	31
14	Jamyrion Keller	4	1-5	0-3	2-2	2	1	1	0	0	0	13
33	Abou Ousmane	18	8-10	0-0	2-3	4	1	4	3	2	3	25
TEAM						6	0		0			
TOTALS		85	31-65	8-20	15-20	33	15	19	7	5	11	

	FG	%	3Pt	%	FT	%
1st Half	15-33	45%	3-12	25%	5-8	63%
2nd Half	16-32	50%	5-8	63%	10-12	83%
Game	31-65	47.7%	8-20	40.0%	15-20	75.0%

Officials: Roger Ayers, Michael Greenstein, Chris Paci

OSU led for 23:58 SIU led for 10:42

Ties: 7 Lead Changes: 7 | Largest: OSU by 18 (6:56 2h), SIU by 8 (14:53 1h)

Start time: 7:01 p.m. CT Duration: 2:04

Points	Paint	Off TO	2nd Ch	F Brk	Bench	Pts/Pos
SIU	36	7	15	2	19	1.07
OSU	44	30	17	23	57	1.16

	Oklahoma St	78
	Florida Atlantic	86
Nov. 22, 2024 TV: ESPNU Charleston, S.C. Charleston Classic QF		

	1st	2nd	Score
Oklahoma State	39	39	- 78
Florida Atlantic	34	52	- 86

- Mounting foul trouble eventually took its toll on OSU in Charleston Classic quarterfinal loss.
- FAU offset a 42.3% shooting ledger by converting 35-of-49 at the line – the second most free throw attempts by an OSU foe in the shot-clock era.
- **Khalil Brantley** and **Robert Jennings II** led OSU with 16 points each. Jennings secured his first double-double with a career-high 11 rebounds.
- **Brandon Newman** had 10 boards of his own, as OSU stacked up a 50-39 advantage on the glass.
- The Cowboys were whistled for 33 fouls – their highest count since a 2014 NCAA tournament loss to Gonzaga (33). They converted 22 of 32 free throws but made just 34.2% of their field goal attempts.
- The Owls committed 11 first-half turnovers but just four thereafter to help overcome a 39-34 halftime deficit. The majority of their 52 second-half points came at the charity stripe, where they knocked down 28-of-34 down the stretch.
- OSU led 65-61 after Jennings' jumper with 6:22 to play but then missed five straight shots and 4-of-8 free throws during a 5:00 drought.

OKLAHOMA STATE (3-1)

##	Name	Pts	FG	3pt	FT	TR	PF	A	TO	B	S	MP
01	Bryce Thompson*	8	0-4	0-2	8-9	2	5	1	1	0	0	18
04	Davonte Davis*	8	3-6	2-5	0-2	3	3	2	1	0	1	19
05	Khalil Brantley*	16	6-12	0-3	4-5	4	4	3	2	1	3	27
25	Robert Jennings*	14	5-8	1-1	3-4	11	4	0	3	0	1	28
33	Abou Ousmane*	7	3-8	1-1	0-2	3	5	0	2	1	1	11
00	Marchelus Avery	6	2-7	1-4	1-2	7	5	1	2	0	0	18
02	Arturo Dean	3	1-6	0-2	1-2	3	4	1	0	3	2	27
06	Brandon Newman	9	2-10	0-4	5-6	10	1	0	1	0	0	23
13	Connor Dow	0	0-0	0-0	0-0	0	0	0	0	0	0	1
14	Jamyrion Keller	7	3-9	1-4	0-0	3	2	2	1	0	0	19
24	Patrick Suemnick	0	0-3	0-0	0-0	0	0	0	0	0	0	9
TEAM						4	0		1			
TOTALS		78	25-73	6-26	22-32	50	33	13	15	2	11	

	FG	%	3Pt	%	FT	%
1st Half	14-42	33%	5-15	33%	6-9	67%
2nd Half	11-31	35%	1-11	9%	16-23	70%
Game	25-73	34.2%	6-26	23.1%	22-32	68.8%

FLORIDA ATLANTIC (4-2)

##	Name	Pts	FG	3pt	FT	TR	PF	A	TO	B	S	MP
00	Ken Evans*	14	2-8	1-3	9-11	4	2	4	2	1	1	33
02	Leland Walker*	13	2-11	0-2	9-11	3	2	3	1	0	3	29
08	Matas Vokietaitis*	7	3-3	0-0	1-4	5	4	0	1	3	0	18
18	Baba Miller*	6	2-4	1-2	1-2	8	3	1	3	1	0	24
24	Kjiky Tandy*	21	5-10	4-9	7-8	4	2	0	0	0	0	28
01	Kaleb Glenn	8	3-6	0-3	2-5	4	4	0	2	0	1	27
09	Mack Langefeld	2	0-1	0-1	2-3	0	0	0	0	0	0	4
12	Tre Carroll	11	4-6	1-2	2-3	6	4	1	3	0	0	18
25	Niccolo Moretti	4	1-3	0-1	2-2	2	2	3	0	0	0	19
TEAM						3	1		0			
TOTALS		86	22-52	7-23	35-49	39	23	11	15	5	5	

	FG	%	3Pt	%	FT	%
1st Half	11-23	48%	5-10	50%	7-15	47%
2nd Half	11-29	38%	2-13	15%	28-34	82%
Game	22-52	42.3%	7-23	30.4%	35-49	71.4%


Officials: Kipp Kissinger, Brooks Wells, Chuck Jones

OSU led for 24:34 FAU led for 13:09

Ties: 4 Lead Changes: 4 | Largest: OSU by 10 (5:02 1h), FAU by 10 (0:43 2h)

Start time: 2:30 p.m. ET Duration: 2:26

Points	Paint	Off TO	2nd Ch	F Brk	Bench	Pts/Pos
OSU	32	12	14	16	25	0.93
FAU	28	11	8	9	25	1.02

	Miami	74
	Oklahoma St	80
Nov. 22, 2024 TV: ESPNU Charleston, S.C. Charleston Classic CSF		

	1st	2nd	Score
rv/- Miami	27	47	- 74
Oklahoma State	43	37	- 80

- **Bryce Thompson** scored a team-high 17 points to lead OSU past Miami and become the 45th member of the school's 1,000-point club
- **Marchelus "Chi Chi" Avery** joined him in double-figures with 15 points and eight rebounds.
- Miami took away OSU's bread and butter, slowing the pace and avoiding turnovers, but the Cowboys feasted instead from the three-point line, knocking down 10-of-22. They hit eight of those in the first half, including five during a 5:00 stretch that turned a 20-14 lead into a 38-20 cushion with 3:27 remaining in the period.
- Thompson's layup with 15:29 left gave OSU its largest lead of the day at 51-31.
- Miami had struggled up to that point, missing 26 of its first 35 shots, before closing the game on a 17-for-23 tear (.739).
- During that 15-minute stretch, the Cowboys maintained control by knocking down 10-of-20 shots, helped by Thompson's milestone bucket – a short jumper in the lane with 13:01 to play.

MIAMI (3-2)

##	Name	Pts	FG	3pt	FT	TR	PF	A	TO	B	S	MP
00	Matthew Cleveland*	11	4-11	0-2	3-4	6	2	1	2	2	0	28
01	Lynn Kidd*	10	5-6	0-0	0-0	3	4	1	1	2	0	21
02	Brandon Johnson*	12	3-8	0-4	6-8	10	2	2	3	0	2	35
05	Jalen Blackmon*	7	2-8	1-6	2-2	1	0	4	1	1	0	30
24	Nijel Pack*	20	7-14	4-7	2-3	4	3	1	1	0	0	35
03	Jalil Bathea	0	0-2	0-2	0-0	0	0	0	1	0	0	6
04	Isaiah Johnson-Arigo	0	0-1	0-0	0-0	1	0	0	0	0	0	3
10	Paul Djobet	10	3-3	1-1	3-4	5	0	1	2	0	0	18
11	A.J. Staton-McCray	2	1-4	0-2	0-0	1	3	0	0	0	1	13
23	Austin Swartz	0	0-0	0-0	0-0	0	0	0	0	0	0	2
35	Yusif Basa-Ama	0	0-0	0-0	0-0	0	0	0	0	0	0	1
99	Divine Ugochukwu	2	1-1	0-0	0-0	1	0	0	1	0	0	8
TEAM						3	0		1			
TOTALS		74	26-58	6-24	16-21	35	14	10	13	5	3	

	FG	%	3Pt	%	FT	%
1st Half	8-27	30%	3-13	23%	8-11	73%
2nd Half	18-31	58%	3-11	27%	8-10	80%
Game	26-58	44.8%	6-24	25.0%	16-21	76.2%

OKLAHOMA STATE (4-1)

##	Name	Pts	FG	3pt	FT	TR	PF	A	TO	B	S	MP
01	Bryce Thompson*	17	6-14	2-5	3-4	3	2	2	0	0	0	27
04	Davonte Davis*	3	1-2	1-2	0-0	1	1	3	1	0	0	23
05	Khalil Brantley*	8	3-6	0-1	2-2	2	5	2	0	0	1	19
25	Robert Jennings*	6	1-2	0-0	4-4	2	2	0	0	2	0	26
33	Abou Ousmane*	8	3-5	1-1	1-2	5	2	2	0	0	1	21
00	Marchelus Avery	15	5-11	3-5	2-4	8	2	1	1	1	1	27
02	Arturo Dean	8	2-4	0-1	4-5	0	2	0	3	0	1	20
06	Brandon Newman	9	3-5	3-4	0-0	1	0	1	0	0	0	13
14	Jamyrion Keller	2	1-6	0-3	0-0	1	1	0	1	0	0	16
24	Patrick Suemnick	4	2-2	0-0	0-0	3	1	0	0	0	0	8
TEAM						5	0		2			
TOTALS		80	27-57	10-22	16-21	31	18	11	8	3	6	

Box Scores / Recaps

	Oklahoma St Nevada	78 90
Nov. 24, 2024 TV: ESPN Charleston, S.C. Charleston Classic 5th Pl.		

	1st	2nd	Score
Oklahoma State	33	45	- 78
-/rv Nevada	40	50	- 90

- OSU fell to hot-shooting Nevada in the Charleston Classic fifth-place game.
- A clash of styles saw slow, methodical Nevada (6-1) shoot 58.9% led by the front court tandem of 6-9 **Kobe Sanders** (27 points) and 6-10 **Nick Davidson** (23).
- Marchelus "Chi Chi" Avery** (15 points), **Arturo Dean** (13), **Robert Jennings** (11) and **Abou Ousmane** (11) led the scoring for OSU, which held an 18-4 edge in fastbreak points and outscored Nevada 30-17 at the foul line.
- Up 40-33 at halftime, Nevada made 9-of-10 shots to begin the second half. Sanders' third triple of the day capped an 18-3 run that upped the margin to 62-43 near the 14:00-mark.
- Avery scored seven points during an 11-0 Cowboy counter. His three-pointer that narrowed the margin back to 62-54 with a little more than 11:00 still to play.
- Jamyron Keller**'s three-pointer helped spark another 7-0 OSU run that closed the gap to 70-66 with 7:08 to play, but Nevada scored on each of its next three possessions to regain control.

OKLAHOMA STATE (4-2)

##	Name	Pts	FG	3pt	FT	TR	PF	A	TO	B	S	MP
01	Bryce Thompson*	7	1-9	0-4	5-7	5	1	2	0	0	0	33
04	Davonte Davis*	0	0-0	0-0	0-0	0	5	0	0	0	0	11
05	Khalil Brantley*	9	2-5	0-0	5-6	3	1	3	3	0	1	24
25	Robert Jennings*	11	2-3	2-3	5-6	3	1	0	1	0	0	19
33	Abou Ousmane*	11	3-8	0-0	5-8	6	4	0	1	1	0	26
00	Marchelus Avery	15	5-11	2-8	3-4	3	4	1	0	0	1	23
02	Arturo Dean	13	5-8	1-2	2-2	4	0	1	1	0	1	22
06	Brandon Newman	4	1-3	0-2	2-2	1	3	1	1	0	1	15
14	Jamyron Keller	5	1-2	1-2	2-4	0	2	0	0	0	0	14
24	Patrick Suemnick	3	1-1	0-0	1-2	2	0	0	0	0	0	13
TEAM						3	0		1			
TOTALS		78	21-50	6-21	30-41	30	23	8	8	1	4	

	FG	%	3Pt	%	FT	%
1st Half	9-23	39%	3-10	30%	12-19	63%
2nd Half	12-27	44%	3-11	27%	18-22	82%
Game	21-50	.420	6-21	28.6%	30-41	73.2%


NEVADA (6-1)

##	Name	Pts	FG	3pt	FT	TR	PF	A	TO	B	S	MP
04	Tre Coleman*	6	2-9	0-3	2-2	6	3	8	2	0	0	36
07	Brandon Love*	11	5-5	0-0	1-2	3	4	0	0	2	2	17
08	Kobe Sanders*	27	7-10	3-5	10-13	4	0	3	2	0	1	32
11	Nick Davidson*	23	9-16	1-4	4-7	4	4	2	1	0	1	31
53	Xavier Dussell*	8	3-5	2-4	0-0	1	4	0	0	0	0	18
00	Chuck Bailey III	4	2-2	0-0	0-0	1	1	0	0	0	0	11
03	Tyler Rollison	3	1-3	1-2	0-0	2	5	1	2	0	0	23
21	Justin McBride	4	2-3	0-0	0-1	6	2	0	1	0	0	12
42	K.J. Hymes	4	2-3	0-0	0-0	4	3	0	1	1	0	20
TEAM						1	0		1			
TOTALS		90	33-56	7-18	17-25	32	26	14	10	3	4	

	FG	%	3Pt	%	FT	%
1st Half	15-28	54%	2-7	29%	8-11	74%
2nd Half	18-28	64%	5-11	46%	9-14	64%
Game	33-56	58.9%	7-18	38.9%	17-25	68.0%

Officials: Pat Adams, John Hampton, Antonio Petty
NEV led for 37:57 | Ties: 4 Lead Changes: 0 | Largest: NEV by 19 (14:06 2h)
Start time: 3 p.m. ET Duration: 2:15

Points	Paint	Off To	2nd Ch	F Brk	Bench	Pts/Pos
OSU	26	9	11	18	40	1.13
NEV	46	10	9	4	15	1.30

	Oklahoma St Tulsa	76 55
Dec. 4, 2024 TV: ESPN+ Tulsa, Okla. Reynolds Center		

	1st	2nd	Score
Oklahoma State	39	37	- 76
Tulsa	26	29	- 55

- OSU scored 32 points off 22 Tulsa turnovers and held the hosts to a paltry 36% from the field.
- Tulsa native **Bryce Thompson** tallied a game-high 15 points and four assists while accounting for four of OSU's 16 steals. His performance came in front of a large contingent of family and friends, including his father Rod, a former Tulsa standout from the late 90s.
- Abou Ousmane** added 13 points and seven rebounds.
- The Cowboys turned three straight steals into transition layups during an 8-0 run to close the first half. They led 39-26 at halftime and doubled the margin to as many as 26 late.
- The Cowboys attempted 44 of their 61 shots from inside the paint. They launched just eight three-pointers -- fewest in nearly five seasons.

OKLAHOMA STATE (5-2)

##	Name	Pts	FG	3pt	FT	TR	PF	A	TO	B	S	MP
01	Bryce Thompson*	15	5-11	0-0	5-5	1	1	4	3	0	4	24
04	Davonte Davis*	4	2-4	0-0	0-0	8	2	2	1	0	1	24
05	Khalil Brantley*	4	1-3	0-1	2-5	0	2	1	0	0	3	17
25	Robert Jennings*	4	2-3	0-0	0-0	5	3	1	1	0	1	15
33	Abou Ousmane*	13	5-10	1-1	2-3	7	1	1	0	2	1	22
00	Marchelus Avery	11	5-10	1-1	0-0	6	0	2	1	1	0	20
02	Arturo Dean	8	3-6	0-0	2-2	2	0	4	2	0	3	21
06	Brandon Newman	11	5-7	1-2	0-0	3	1	0	1	1	0	18
07	Kirk Cole	0	0-0	0-0	0-0	0	0	0	0	0	0	2
13	Connor Dow	0	0-2	0-1	0-0	1	1	2	0	0	1	6
14	Jamyron Keller	2	1-3	0-1	0-0	2	3	1	0	1	1	10
19	Andrija Vukovic	1	0-0	0-0	1-2	0	1	0	1	0	0	4
24	Patrick Suemnick	3	1-0	0-0	1-4	0	2	0	3	1	0	13
34	Tyler Caron	2	1-2	0-1	0-0	0	0	0	0	1	1	2
35	Jaxton Bobik	0	0-0	0-0	0-0	0	0	0	0	0	0	2
TEAM						4	0		1			
TOTALS		76	30-61	3-8	13-21	39	17	18	14	7	16	

	FG	%	3Pt	%	FT	%
1st Half	16-29	55%	2-2	100%	5-8	63%
2nd Half	14-32	44%	1-6	17%	8-13	62%
Game	30-61	49.2%	3-8	37.5%	13-21	61.9%


TULSA (4-5)

##	Name	Pts	FG	3pt	FT	TR	PF	A	TO	B	S	MP
02	Dwon Odom*	12	6-13	0-2	0-0	5	3	1	4	3	0	32
04	Braeden Carrington*	9	3-7	3-7	0-2	2	0	1	4	2	3	25
08	Tyshawn Archie*	8	4-11	0-3	0-0	3	2	1	4	0	2	21
11	Isaiah Barnes*	8	4-8	0-2	0-1	6	2	0	2	0	2	30
35	Ian Smikle*	4	1-3	0-0	2-4	6	2	2	1	0	0	18
00	Keaston Willis	7	2-6	2-6	1-1	1	0	1	2	1	0	26
01	Matthew Reed	0	0-3	0-0	0-0	2	4	0	1	0	1	11
03	Jaye Nash	2	0-1	0-0	2-2	0	0	1	2	0	0	4
05	Jesaiah Wright	3	1-2	0-1	2-2	2	0	1	1	0	0	14
06	Justin Amadi	2	0-0	0-0	1-3	4	4	0	1	2	0	15
09	Tyler Behrend	0	0-1	0-1	0-0	0	0	0	0	0	0	2
23	Ari Seals	0	0-0	0-0	0-0	0	0	0	0	0	0	2
TEAM						4	0		0			
TOTALS		55	21-58	5-24	8-15	35	17	8	22	8	8	

	FG	%	3Pt	%	FT	%
1st Half	9-23	39%	3-12	25%	5-9	56%
2nd Half	12-35	34%	2-12	17%	3-6	50%
Game	21-58	36.2%	5-24	20.8%	8-15	53.3%

Officials: Olandis Poole, Todd Austin, Chance Moore
OSU led for 33:35 | TLS led for 4:47
Ties: 2 Lead Changes: 7 | Largest: OSU by 26 (2:53 2h), TLS by 4 (18:36 1h)
Start time: 7 p.m. CT Duration: 2:01

Points	Paint	Off To	2nd Ch	F Brk	Bench	Pts/Pos
OSU	48	32	14	17	36	1.03
TLS	20	12	8	6	14	0.74

	Oklahoma St Seton Hall	85 76
Dec. 8, 2024 TV: FS1 Newark, N.J. Prudential Center		

	1st	2nd	Score
Oklahoma State	45	40	- 85
Seton Hall	26	50	- 76

- OSU rattled Seton Hall with its defensive pressure, using a series of turnovers and fastbreak baskets to build a 19-point halftime lead on the way to an 85-76 road win.
- The victory clinched a 6-5 decision for the Big 12 in its annual challenge series with the Big East
- Robert Jennings II** and **Jamyron Keller** scored 14 each, **Khalil Brantley** tacked on eight assists, and junior guard **Arturo Dean** tallied four steals including the 200th of his collegiate career.
- OSU shot 56.9% to Seton Hall's 50%.
- The Cowboys made 11 of their first 13 shots, including 5-of-7 from three, during a 27-9 start and led 45-26 at the intermission. They registered 10 first-half takeaways while outscoring SHU 17-2 off turnovers and 16-0 on fastbreaks.
- Seton Hall committed just four more turnovers after halftime and succeeded in cutting a 25-point to as little as seven with 54 seconds to play, but the Cowboys finished the game with eight consecutive free throw makes.

OKLAHOMA STATE (6-2)


##	Name	Pts	FG	3pt	FT	TR	PF	A	TO	B	S	MP
01	Bryce Thompson*	2	0-0	0-0	2-2	1	3	1	1	0	0	8
04	Davonte Davis*	0	0-3	0-3	0-0	2	3	1	0	0	1	16
05	Khalil Brantley*	9	2-4	1-1	4-4	3	3	8	3	1	3	28
25	Robert Jennings*	14	5-7	1-3	3-4	4	4	0	2	0	0	29
33	Abou Ousmane*	13	6-9	1-1	0-0	3	4	0	3	1	0	20
00	Marchelus Avery	6	1-5	1-5	3-3	4	1	3	0	0	0	18
02	Arturo Dean	11	4-5	1-1	2-2	1	2	3	0	0	4	23
06	Brandon Newman	13	5-8	3-6	0-0	4	2	1	4	1	0	27
13	Connor Dow	0	0-0	0-0	0-0	0	0	0	0	0	0	0
14	Jamyron Keller	14	5-9	2-6	2-2	2	2	3	1	0	1	20
24	Patrick Suemnick	3	1-1	0-0	1-2	2	0	1	0	2	0	11
TEAM						1	0		2			
TOTALS		85	29-51	10-26	17-19	27	24	21	16	5	9	

	FG	%	3Pt	%	FT	%
1st Half	17-28	61%	7-15	47%	4-5	80%
2nd Half	12-23	52%	3-11	27%	13-14	93%
Game	29-51	56.9%	10-26	38.5%	17-19	89.5%

SETON HALL (5-5)

##	Name	Pts	FG	3pt	FT	TR	PF	A	TO	B	S	MP
00	Dylan Addae-Wusu*	10	3-10	1-4	3-4	1	4	3	1	0	1	30
04	Prince Aligbe*	2	1-2	0-1	0-0	1	0	0	1	0	0	15
21	Isaiah Coleman*	18	7-12	1-3	3-4	2	3	3	2	0	4	32
23	Emmanuel Okorafor*	0	0-0	0-0	0-0	0	1	0	0	0	1	3
33	Garvey Dual*	9	2-5	1-2	4-6	3	1	9	4	1	1	34
02	Chaunce Jenkins	0	0-2	0-1	0-0	3	1	1	0	0	0	10
06	David Tubek	5	2-7	0-2	1-3	4	0	0	0	0	0	14
07	Scotty Middleton	16	6-7	4-4	0-0	2	1	0	2	0	2	19
09	Yacine Toumi	3	1-2	0-1	1-2	0	4	0	0	0	0	11
19	Gus Yalden	8	3-5	0-1	2-2	3	1	0	1	1	0	11
54	Godswill Erheriene	5	2-2	0-0	1-2	3	0	0	1	0	1	21
TEAM						2	0		3			
TOTALS		76	27-54	7-19	15-23	24	16	16	15	2	10	

Box Scores / Recaps

	Oklahoma St Oklahoma	65 80
Dec. 14, 2024 TV: ESPN+ Oklahoma City, Okla. Paycom Center		

	1st	2nd	Score
Oklahoma State	26	39	- 65
13/17 Oklahoma	43	37	- 80

- OSU fell 80-65 to OU in the 250th men's basketball edition of the Bedlam series at Oklahoma City's Paycom Center.
- It was the first non-conference meeting between the two in-state rivals since 1958.
- OSU trailed 30-13 near the 6:00-mark of the first half, at which point they were 3-of-16 from the field (.188) with 10 turnovers (one shy of their season average).
- The Cowboys outscored the Sooners 52-50 the rest of the way while hitting 19-of-40 from the field, but the damage had already been done.
- Reserves accounted for 42 points -- nearly two-thirds of the Cowboy total -- led by **Marchelus "Chi Chi" Avery** (19) and **Arturo Dean** (11).
- Sam Godwin** finished with a career-high 20 points and 14 rebounds for OU, which connected on 30-of-61 shots (49%), including 16-of-31 while building a 43-26 halftime advantage.
- The Cowboys shot 25.9% and the first half and 39.3% for the game.

OKLAHOMA STATE (6-3)

##	Name	Pts	FG	3pt	FT	TR	PF	A	TO	B	S	MP
01	Bryce Thompson*	2	1-6	0-1	0-0	0	0	1	1	0	0	17
04	Davonte Davis*	0	0-2	0-2	0-0	2	1	1	0	0	1	19
05	Khalil Brantley*	8	2-7	0-1	4-7	4	3	1	2	0	1	26
25	Robert Jennings*	4	2-5	0-1	0-0	4	3	0	2	1	1	18
33	Abou Ousmane*	9	4-8	0-1	1-2	4	3	1	3	0	0	20
00	Marchelus Avery	19	6-10	3-4	4-7	6	1	2	1	0	1	26
02	Arturo Dean	11	3-7	1-2	4-5	0	3	2	2	0	1	21
06	Brandon Newman	6	2-6	0-4	2-2	2	0	3	0	1	1	23
14	Jamyrone Keller	5	2-3	1-1	0-0	3	2	0	0	0	1	16
24	Patrick Suemnick	1	0-2	0-1	1-2	5	1	0	0	0	1	14
TEAM						9	0	2				
TOTALS		65	22-56	5-18	16-25	39	18	8	16	1	8	
			FG	%	3Pt	%	FT	%				
1st Half		7-27	26%		2-12	17%	10-13	77%				
2nd Half		15-29	52%		3-6	50%	6-12	50%				
Game		22-56	39.3%		5-18	27.8%	16-25	64.0%				

OKLAHOMA (10-0)

##	Name	Pts	FG	3pt	FT	TR	PF	A	TO	B	S	MP
00	Jeremiah Fears*	17	7-13	1-4	2-3	3	2	5	5	0	1	33
01	Kobe Elvis*	15	5-8	5-7	0-2	2	1	2	2	0	0	32
10	Sam Godwin*	20	10-14	0-0	0-0	14	3	1	0	2	3	28
14	Jalon Moore*	11	2-9	0-2	7-9	5	4	0	3	2	0	30
15	Duke Miles*	10	4-10	0-3	2-2	3	1	1	1	0	2	31
02	Brycen Goodine	3	1-3	1-3	0-0	2	3	0	0	0	0	6
05	Mohamed Wague	0	0-0	0-0	0-0	0	1	0	0	0	0	1
07	Dayton Forsythe	1	0-1	0-1	1-2	0	2	2	0	0	1	10
24	Jacobi Fredson-Cole	0	0-0	0-0	0-0	0	0	0	0	0	0	1
35	Glenn Taylor Jr.	0	0-2	0-2	0-0	1	3	0	1	0	0	12
45	Luke Northweather	3	1-1	1-1	0-1	2	2	1	0	0	0	16
TEAM						4	0	0				
TOTALS		80	30-61	8-23	12-19	36	22	12	12	4	7	
			FG	%	3Pt	%	FT	%				
1st Half		16-31	52%		5-15	33%	6-9	67%				
2nd Half		14-30	47%		3-8	38%	6-10	60%				
Game		30-61	49.2%		8-23	34.8%	12-19	63.2%				

Officials: Brooks Wells, Kelly Self, Chris Merio
OU led for 39:36 | Ties: 0 | Lead Changes: 0 | Largest: OU by 27 (3:26 2h)
Start time: 7:05 p.m. CT Duration: 2:12

Points	Paint	Off TO	2nd Ch	F Brk	Bench	Pts/Pos
OSU	26	9	16	8	42	0.92
OU	42	21	17	7	7	1.13

	Tarleton St Oklahoma St	61 66
Dec. 18, 2024 TV: ESPN+ Stillwater Gallagher-Iba Arena		

	1st	2nd	Score
Tarleton State	31	30	- 61
Oklahoma State	25	41	- 66

- Marchelus "Chi Chi" Avery** scored the last nine OSU points to help close out Tarleton State.
- Avery finished with 18 points and 10 rebounds for his first double-double as a Cowboy.
- Jamyrone Keller** and **Bryce Thompson** added 10 points apiece for OSU, which trailed by a dozen with 2:00 to play in the first half before launching a 19-4 run that spanned halftime.
- The Texans made 13 of their first 22 shots (.591) while building a 31-19 lead with 2:38 to play in the first half but were 12-of-32 thereafter.
- OSU shook off a 24% first-half shooting performance by making 57.7% of its second-half attempts, including 6-of-12 from deep.
- Keller knotted the game at 35 on a layup with 14:14 to play. Avery's free throw with 9:12 left snapped a 44-all tie and put the Cowboys in front for good. Over the final 3:32 he added a three-pointer, a tip-in and a layup.
- After TSU's **Bubu Benjam** missed a potential game-tying three-pointer with 20 seconds to go, Avery hit both ends of a 1-and-1 to ice it.
- OSU won the rebounding battle 42-26 and held a 14-3 edge in second-chance points.

TARLETON STATE (3-10)


##	Name	Pts	FG	3pt	FT	TR	PF	A	TO	B	S	MP
00	Izzy Miles*	10	5-8	0-1	0-0	8	1	1	0	0	2	32
06	Marty Silveira*	16	7-11	2-5	0-0	4	4	6	4	0	5	39
10	Keitenn Bristow*	17	6-10	4-7	1-2	7	4	0	1	0	0	29
11	Bubu Benjamini*	5	2-12	0-3	1-2	3	3	1	4	0	1	40
23	Chris Mpaka*	10	4-9	0-0	2-6	4	4	0	5	4	2	33
04	Jordan Mizell	0	0-0	0-0	0-0	0	1	0	0	0	0	1
12	Dantwan Grimes	3	1-3	1-2	0-0	0	1	0	0	0	0	18
21	Nick Krass	0	0-1	0-0	0-0	0	0	0	0	0	0	8
TEAM						0	0	0				
TOTALS		61	25-54	7-18	4-10	26	18	8	14	4	11	
			FG	%	3Pt	%	FT	%				
1st Half		13-23	57%		4-8	50%	1-2	50%				
2nd Half		12-31	39%		3-10	30%	3-8	38%				
Game		25-54	46.3%		7-18	38.9%	4-10	40.0%				

OKLAHOMA STATE (7-3)

##	Name	Pts	FG	3pt	FT	TR	PF	A	TO	B	S	MP
01	Bryce Thompson*	10	4-11	2-6	0-1	7	1	1	1	0	2	31
05	Khalil Brantley*	8	3-5	2-3	0-0	2	1	2	2	0	0	26
14	Jamyrone Keller*	10	3-7	0-3	4-4	2	1	3	0	0	0	26
25	Robert Jennings*	1	0-1	0-1	1-2	3	4	0	2	0	0	11
33	Abou Ousmane*	8	3-9	0-2	2-2	7	2	3	2	1	2	27
00	Marchelus Avery	18	5-12	3-6	5-8	10	3	0	5	0	0	28
02	Arturo Dean	5	1-3	1-1	2-2	1	1	3	3	0	0	15
04	Davonte Davis	2	1-2	0-0	0-0	2	1	1	1	0	0	16
06	Brandon Newman	2	1-3	0-1	0-0	2	1	0	1	0	0	11
19	Andrija Vukovic	2	1-1	0-0	0-0	0	0	0	0	0	0	7
24	Patrick Suemnick	0	0-1	0-0	0-0	1	2	0	1	0	0	2
TEAM						5	0	0				
TOTALS		66	22-55	8-23	14-19	42	17	13	18	1	7	
			FG	%	3Pt	%	FT	%				
1st Half		7-29	24%		2-11	18%	9-13	69%				
2nd Half		15-26	58%		6-12	50%	5-6	83%				
Game		22-55	40.0%		8-23	34.8%	14-19	73.7%				

Officials: Doug Sirmons, Marques Pettigrew, Kelly Self
TSU led for 19:45. OSU led for 15:42. Ties: 4 | Lead Changes: 4
Largest: TSU by 12 (2:38 1h), OSU by 8 (2:40 2h)
Start time: 7 p.m. CT Duration: 2:03 Attendance: 5,188

Points	Paint	Off TO	2nd Ch	F Brk	Bench	Pts/Pos
TARL	30	12	3	11	3	0.90
OSU	26	8	14	13	29	0.97

	Oral Roberts Oklahoma St	74 86
Dec. 22, 2024 TV: ESPN+ Stillwater Gallagher-Iba Arena		

	1st	2nd	Score
Oral Roberts	31	43	- 74
Oklahoma State	38	48	- 86

- Abou Ousmane** scored a season-high 19 points and grabbed a team-high seven boards to help OSU posts its sixth consecutive win over ORU.
- The Cowboys made just 3-of-14 threes but outmuscled the Golden Eagles around the basket, outscoring them 42-22 in the paint and 31-14 at the foul line.
- The Cowboys were +26 on the glass (46-20) and finished with their highest offensive rebounding percentage in 17 years, grabbing 17 of their 29 misses (.586). They outscored ORU 14-6 on second-chance opportunities.
- Bryce Thompson** scored 14 points and **Jamyrone Keller** and **Khalil Brantley** added 10 each.
- OSU closed the first half on a 9-2 run to go into the locker room up 38-31. The lead grew to as many as 20 points on Ousmane's jumper with 5:36 to go.
- Issac McBride** paced ORU with 27 points on 5-of-7 three-point shooting. The Golden Eagles hit 12 total threes on 30 attempts.


ORAL ROBERTS (3-9)

##	Name	Pts	FG	3pt	FT	TR	PF	A	TO	B	S	MP
05	Darius Robinson Jr.*	10	4-14	2-10	0-0	2	1	3	2	0	0	36
07	Pablo Navarro*	2	1-1	0-0	0-0	0	1	0	1	1	0	7
10	Issac McBride*	27	8-13	5-7	6-8	3	1	5	6	0	0	38
12	Jalen Miller*	3	1-6	1-4	0-0	3	2	2	1	1	1	23
22	Josh Jones*	0	0-0	0-0	0-0	0	4	1	1	0	0	16
00	JoJo Moore	9	2-5	0-0	5-5	0	2	5	0	0	3	23
01	Braeden Moore	0	0-0	0-0	0-0	0	1	0	0	0	0	4
04	Jackson Skipper	8	3-6	2-4	0-0	3	1	0	2	0	1	21
11	Mathok Majok	0	0-1	0-0	0-0	0	5	0	0	0	1	7
13	Carlos Rosario	3	1-4	1-2	0-2	2	2	0	0	0	0	13
25	Luke Gray	12	4-6	1-3	3-3	0	5	0	1	1	1	12
TEAM						7	0	2				
TOTALS		74	24-56	12-30	14-18	20	25	16	16	3	7	
			FG	%	3Pt	%	FT	%				
1st Half		10-23	43%		7-13	54%	4-5	80%				
2nd Half		14-33	42%		5-17	29%	10-13	77%				
Game		24-56	42.9%		12-30	40.0%	14-18	77.8%				

OKLAHOMA STATE (8-3)

##	Name	Pts	FG	3pt	FT	TR	PF	A	TO	B	S	MP
01	Bryce Thompson*	14	6-11	0-2	2-3	1	2	0	1	0	0	32
05	Khalil Brantley*	10	3-6	1-2	3-4	4	2	1	2	0	1	24
14	Jamyrone Keller*	10	4-6	1-2	1-1	3	4	1	1	0	0	17
25	Robert Jennings*	9	3-6	0-0	3-4	5	1	1	2	0	0	17
33	Abou Ousmane*	19	5-9	0-0	9-9	7	1	0	2	2	1	26
00	Marcellus Avery	9	2-7	1-4	4-4	6	2	3	2	1	1	22
02	Arturo Davis	4	2-5	0-1	0-0	2	1	3	2	0	4	20
04	Davonte Davis	2	0-0	0-0	2-2	4	1	0	1	0	1	12
06	Brandon Newman	3	1-4	0-3	1-2	3	2	0	2	0	0	17
19	Andrija Vukovic	6	0-0	0-0	6-10	1	1	0	0	0	0	13
TEAM						8	0		0			
TOTALS		86	26-54	3-14	31-39	44	17	9	15	3	9	
			FG	%	3Pt	%	FT				%	
1st Half		10-24	42%	1-6	17%	17-22				77%		
2nd Half		16-30	53%	2-8	25%	14-17				82%		
Game		26-54	48.1%	3-14	21.4%	31-39				79.5%		

Box Scores / Recaps

	Houston Oklahoma	60 47
Dec. 30, 2024 TV: ESPN+ Stillwater Gallagher-Iba Arena		

	1st	2nd	Score
14/14 Houston	28	32	- 60
Oklahoma State	18	29	- 47

- No. 14 Houston began its Big 12 title defense by handing OSU its first home loss of the season.
- J'Wan Roberts** finished with 20 points and 11 rebounds for UH, the national leader in scoring defense and field goal percentage defense.
- The Cowboys joined a growing list of Cougar victims, finishing with their lowest shooting percentage (.259) in more than a decade. They made just 14-of-54 attempts (4/19 from deep).
- Brandon Newman** scored a team-high 12 points for OSU to go with 10 from **Robert Jennings**.
- OSU led 17-11 on **Patrick Suemnick's** putback with 10:26 remaining in the first half, but Houston closed the period on a 17-1 run. During that stretch the Cowboys missed 10 straight shots while committing eight turnovers.
- The field goal drought hit 12:18 with three more misses to start the second half before **Arturo Dean's** putback.
- OSU won the rebounding battle, 39-34, while limiting the visitors to just five offensive boards.

HOUSTON (9-3, 1-0)

##	Name	Pts	FG	3Pt	FT	TR	PF	A	TO	B	S	MP
04	L.J. Cryer*	18	6-15	4-8	2-2	2	1	0	2	0	4	34
07	Milos Uzan*	12	5-10	2-6	0-0	6	3	4	1	0	2	36
11	Joseph Tugler*	4	2-6	0-0	0-0	2	5	2	1	3	0	19
13	J'Wan Roberts*	20	9-13	0-0	2-2	11	1	1	2	1	2	32
21	Emanuel Sharp*	2	1-4	0-2	0-0	2	1	1	0	0	0	22
00	Kordellus Jefferson	0	0-0	0-0	0-0	0	0	0	0	0	0	1
02	Cedric Lath	0	0-0	0-0	0-0	0	1	0	0	0	0	1
05	Ja'Vier Francis	2	1-4	0-0	0-0	5	2	0	2	1	0	20
08	Mylik Wilson	2	0-1	0-1	2-2	2	0	1	0	0	0	16
23	Terrance Arceneaux	0	0-3	0-3	0-0	2	2	0	3	0	0	18
25	Mercy Miller	0	0-1	0-0	0-0	0	0	0	0	0	0	1
TEAM						2	0		1			
TOTALS			24-57	6-20	6-6	34	16	9	12	5	8	

	FG	%	3Pt	%	FT	%
1st Half	13-30	43%	2-5	40%	0-0	0%
2nd Half	11-27	41%	4-15	27%	6-6	100%
Game	24-57	42.1%	6-20	30.0%	6-6	100.0%


OKLAHOMA STATE (8-4, 0-1)

##	Name	Pts	FG	3Pt	FT	TR	PF	A	TO	B	S	MP
01	Bryce Thompson*	0	0-6	0-2	0-0	1	0	1	2	0	0	11
05	Khalil Brantley*	0	0-4	0-2	0-0	8	1	4	3	0	0	29
14	Jamyrion Keller*	4	0-5	0-2	4-4	0	0	0	0	0	1	22
25	Robert Jennings*	10	2-6	0-1	6-6	5	3	0	0	1	2	26
33	Abou Ousmane*	5	2-3	0-0	1-2	6	0	0	2	0	1	30
00	Marchelus Avery	5	2-8	1-4	0-0	3	2	1	0	0	0	21
02	Arturo Dean	9	3-7	1-2	2-4	4	1	1	3	0	1	23
04	Davonte Davis	0	0-2	0-1	0-0	0	1	1	0	0	0	10
06	Brandon Newman	12	4-11	2-5	2-2	4	1	0	0	0	2	24
24	Patrick Suemnick	2	1-2	0-0	0-0	1	1	0	1	0	0	4
TEAM						7	0		2			
TOTALS			14-54	4-19	15-18	39	10	7	14	1	7	

	FG	%	3Pt	%	FT	%
1st Half	6-27	22%	1-8	13%	5-6	83%
2nd Half	8-27	30%	3-11	27%	10-12	83%
Game	14-54	25.9%	4-19	21%	15-18	83.3%

Officials: Ray Natili, Brooks Wells, Gregory Nixon
 OU led for 4:26, HOU led for 28:09 | Ties: 5 Lead Changes: 4 |
 Largest: OSU by 6 (10:24 lh), HOU by 22 (3:28 2h)
 Start time: 7:01 p.m. CT Duration: 1:54

Points	Paint	Off TO	2nd Ch	F Brk	Bench	Pts/Pos
HOU	28	16	7	14	4	0.91
OSU	20	7	10	9	28	0.71

	Oklahoma St West Virginia	
Jan. 4, 2025 TV: CBSSN Morgantown, W.Va. WVU Coliseum		

	1st	2nd	Score
Oklahoma State	19	31	- 50
rv/rv West Virginia	46	23	- 69

- OSU's second-half surge couldn't undo the damage from a prolonged first-half slump.
 - The Cowboys held West Virginia scoreless for more than six minutes during a 17-2 run that sliced a 28-point deficit to as little 13 with 5:37 remaining, but could get no closer.
 - Marchelus "Chi Chi" Avery** paced OSU with 15 points off the bench.
 - Abou Ousmane** scored 12 of his 14 points after halftime and tacked on 11 rebounds for his first double-double in a Cowboy uniform.
 - Former Cowboy **Javon Small** scored 18 of his game-high 24 points in the first half, as the Mountaineers used runs of 22-1 and 16-2 to build a commanding 46-19 lead at the break.
 - The Cowboys opened 2-of-18 from the field in a 25% first half shooting performance, and the 27-point halftime deficit matched their largest ever in a Big 12 contest.
 - For the game, OSU made just 3-of-21 threes and 11-of-20 free throws -- both season lows.
- WVU sank 11 threes, collected 20 points off 17 OSU turnovers, and tallied 19 second-chance points on 12 offensive rebounds.

OKLAHOMA STATE (8-5, 0-2)

##	Name	Pts	FG	3Pt	FT	TR	PF	A	TO	B	S	MP
01	Bryce Thompson*	7	2-6	0-3	3-6	2	3	0	1	0	1	23
05	Khalil Brantley*	2	1-4	0-1	0-0	2	3	1	3	0	0	28
14	Jamyrion Keller*	0	0-2	0-1	0-0	2	1	2	1	0	0	19
25	Robert Jennings*	3	1-4	0-2	1-1	4	1	0	3	0	1	12
33	Abou Ousmane*	14	6-13	0-1	2-2	11	4	0	2	0	4	28
00	Marchelus Avery	15	4-13	3-11	4-6	5	1	1	1	1	2	28
02	Arturo Dean	6	3-7	0-1	0-1	4	4	0	5	0	1	32
04	Davonte Davis	0	0-0	0-0	0-0	1	2	0	0	0	0	9
06	Brandon Newman	0	0-3	0-1	0-0	2	3	1	0	0	0	9
24	Patrick Suemnick	3	1-2	0-0	1-4	3	0	0	0	1	0	12
TEAM						2	0		1			
TOTALS			50	18-54	3-21	11-20	38	22	5	17	2	9

	FG	%	3Pt	%	FT	%
1st Half	7-28	25%	2-12	17%	3-7	43%
2nd Half	11-26	42%	1-9	11%	8-13	62%
Game	18-54	33.3%	3-21	14.3%	11-20	55.0%


WEST VIRGINIA (11-2, 2-0)

##	Name	Pts	FG	3Pt	FT	TR	PF	A	TO	B	S	MP
00	Eduardo Andre	7	3-4	0-0	1-4	10	3	4	3	1	1	27
05	Toby Okani	5	2-8	1-4	0-2	7	3	0	1	0	0	30
07	Javon Small	24	7-16	3-10	7-7	11	1	4	6	0	3	37
10	Scire Harris	9	3-10	2-6	1-2	5	2	2	1	2	3	34
11	Jonathan Powell	17	6-10	5-7	0-0	1	4	0	1	0	0	33
01	Joseph Yesufu	1	0-0	0-0	1-3	3	0	1	1	0	0	13
03	K.J. Tenner	0	0-0	0-0	0-0	0	2	1	1	0	0	13
08	Jake Auer	0	0-0	0-0	0-0	0	0	0	0	0	0	0
13	Amani Hansberry	6	2-5	0-3	2-2	3	1	3	0	0	0	13
TEAM						0	0		1			
TOTALS			69	23-55	11-30	12-20	40	16	15	15	3	7

	FG	%	3Pt	%	FT	%
1st Half	14-30	47%	8-19	42%	10-14	71%
2nd Half	9-25	36%	3-11	27%	2-6	33%
Game	23-55	41.8%	11-30	36.7%	12-20	60.0%

Officials: Antinio Petty, Tyler Kumpf, Chris Pasci
 WVU led for 39:18. Ties: 0 Lead Changes: 0 Largest: WVU by 28 (18:26 2h)
 Start time: 12:05 p.m. ET Duration: 2:07 Attendance: 11,753

Points	Paint	Off TO	2nd Ch	F Brk	Bench	Pts/Pos
OSU	28	20	11	18	24	0.74
WVU	22	12	19	1	7	1.01

	Kansas St Oklahoma St	
Jan. 7, 2025 TV: ESPN+ Stillwater Gallagher-Iba Arena		

	1st	2nd	Score
Kansas State	24	42	- 66
Oklahoma State	43	36	- 79

- Abou Ousmane** supplied 27 points and **Brandon Newman** notched the 1,000th of his collegiate career to help head coach **Steve Lutz** secure his first Big 12 victory.
- OSU finished the first half on a 20-2 run to take a 43-24 lead into the locker room and kept it in double-figures the rest of the way.
- During their big run, the Cowboys forced stops on 11 of 12 KSU possessions. They scored the last 15 points of the half, including four in the final second when Newman made two free throws and **Khalil Brantley** swooped in to steal the inbound pass (one of 11 for OSU on the night) and beat the buzzer with a 15-foot jumper.
- The Cowboys shook loose from a two-game shooting slump by knocking down 9-of-21 threes and 47.5% overall. They scored 31 points off of 19 turnovers while committing only 12.
- Coleman Hawkins** had 18 points and **David N'Guessan** added 12 points and 12 boards for KSU, which shot 51.1% but just 3-of-14 on threes.
- Newman tallied the last of his nine points on a free throw with 6:42 remaining in the second half to finish the evening at 1,000 on the nose.

KANSAS STATE (7-7, 1-2)

##	Name	Pts	FG	3Pt	FT	TR	PF	A	TO	B	S	MP
00	Dug McDaniel*	6	3-8	0-2	0-0	3	1	3	4	0	1	33
01	David N'Guessan*	12	4-6	0-0	4-4	12	2	4	2	2	2	35
02	Max Jones*	10	2-8	1-5	5-7	2	2	2	2	0	1	27
11	Brendan Hausen*	2	0-2	0-2	2-2	1	0	0	0	0	1	21
33	Coleman Hawkins*	18	7-13	1-4	3-3	5	3	2	5	2	3	32
03	C.J. Jones	7	3-4	1-1	0-0	1	2	1	3	0	0	20
04	Mobi Ikegwuruka	0	0-0	0-0	0-1	1	0	0	0	0	0	2
10	David Castillo	0	0-0	0-0	0-0	0	2	0	0	0	0	4
23	Macieab Rich	4	2-3	0-0	0-0	1	0	0	1	0	0	8
34	Ugonna Onyenso	7	3-3	0-0	1-3	1	4	0	0	1	1	18
TEAM						3	0		2			
TOTALS			66	24-47	3-14	15-20	30	16	13	19	5	9

	FG	%	3Pt	%	FT	%
1st Half	10-24	42%	2-7	29%	2-5	40%
2nd Half	14-23	61%	1-7	14%	13-15	87%
Game	24-47	51.1%	3-14	21.4%	15-20	75.0%


OKLAHOMA STATE (9-5, 1-2)

##	Name	Pts	FG	3Pt	FT	TR	PF	A	TO	B	S	MP
01	Bryce Thompson*	10	3-6	2-3	2-2	2	2	3	2	1	2	25
02	Arturo Dean*	0	0-4	0-1	0-0	4	3	2	0	2	2	21
14	Jamyrion Keller*	7	3-8	1-4	0-0	3	2	2	2	0	0	21
25	Robert Jennings*	4	1-4	0-1	2-2	4	4	1	1	0	1	20
33	Abou Ousmane*	27	11-15	1-1	4-4	5	3	0	0	2	0	28
00	Marchelus Avery	13	5-9	3-6	0-0	4	3	0	3	0	1	23
04	Davonte Davis	0	0-4	0-2	0-0	0	1	0	0	0	2	8
05	Khalil Brantley	6	2-4	0-0	2-2	2	1	5	1	0	3	24
06	Brandon Newman	9	2-4	2-3	3-4	4	0	1	1	0	0	24
24	Patrick Suemnick	3	1-1	0-0	1-4	0	0	0	0	0	0	6
TEAM						1	0		0			
TOTALS			79	28-59	9-21	14-18	29	19	15	12	3	11

	FG	%	3Pt	%	FT	%
1st Half	18-36	50%	4-9	44%	3-6	50%
2nd Half	10-23	43%	5-12	42%	11-12	92%
Game	28-59	47.5%	9-21	42.9%	14-18	77.8%

Officials: Tony Padilla, Bret Smith, Rick Crawford
 OSU led for 39:08. T

Box Scores / Recaps

	Oklahoma St Utah	62 83
Jan. 11, 2025 TV: ESPN+ Salt Lake City, Utah Hunstman Center		

	1st	2nd	Score
Oklahoma State	26	36	- 62
Utah	37	46	- 83

- Utah scored the first 12 points of the game and cruised to its first ever Big 12 conference win.
- Playing without defensive sparkplug **Arturo Dean** (illness), OSU did little to disrupt the Utes' offensive rhythm. The hosts shot 55.6% from the field to OSU's 33.3%, helped by 12 dunks and 10 layups. They had a 46-24 advantage in the paint while piling up 23 assists and 2.08 A:TO Ratio.
- Utah made 16-of-24 second half shots (eight of them dunks) to grow an 11-point halftime lead to as many as 26 with 8:02 to play.
- Bryce Thompson** paced the Cowboys with 16 points and reserves **Chi Chi Avery** and **Brandon Newman** added 13 and 10 respectively.
- Ezra Ausar** (21), **Jake Wahlin** (16) and **Keanu Dawes** (16) led the Utah count.
- The Cowboys won the rebounding battle, 40-39, helped by 18 offensive boards, but managed just five fastbreak points--roughly a third of their Big 12-best average coming into the day.

OKLAHOMA STATE (9-6, 1-3)

##	Name	Pts	FG	3pt	FT	TR	PF	A	TO	B	S	MP
01	Bryce Thompson*	16	7-13	1-2	1-3	4	3	3	2	0	2	28
05	Khalil Brantley*	5	1-6	0-1	3-6	4	1	3	1	0	0	28
14	Jamyron Keller*	6	2-7	2-5	0-1	5	1	1	0	0	1	19
25	Robert Jennings*	2	1-3	0-1	0-0	4	2	0	0	0	0	16
33	Abou Ousmane*	8	3-10	1-1	1-2	5	2	0	2	1	1	21
00	Marchelus Avery	13	4-13	0-5	5-5	6	2	1	1	2	0	23
04	Davonte Davis	2	1-2	0-1	0-0	1	2	1	0	0	0	25
06	Brandon Newman	10	3-8	2-5	2-2	3	2	0	3	0	0	22
07	Kirk Cole	0	0-1	0-1	0-0	0	0	0	0	0	0	1
13	Connor Dow	0	0-0	0-0	0-2	0	2	0	1	0	1	7
19	Andrija Vukovic	0	0-0	0-0	0-1	2	1	0	0	0	0	2
24	Patrick Suemnick	0	0-2	0-0	0-0	3	1	0	0	0	0	7
34	Tyler Caron	0	0-1	0-1	0-0	0	0	0	0	0	0	1
TEAM						3	0		1			
TOTALS		62	22-66	6-23	12-22	40	19	9	11	3	5	

	FG	%	3Pt	%	FT	%
1st Half	8-34	24%	2-13	15%	8-11	73%
2nd Half	14-32	44%	4-10	40%	4-11	36%
Game	22-66	33.3%	6-23	26.1%	12-22	54.5%


UTAH (9-6, 1-3)

##	Name	Pts	FG	3pt	FT	TR	PF	A	TO	B	S	MP
02	Ezra Ausar*	21	7-12	0-0	7-8	4	2	0	1	0	1	17
10	Jake Wahlin*	16	5-5	3-3	3-3	4	1	3	0	0	1	28
25	Mike Sharavjams*	8	3-7	1-4	1-2	4	3	2	3	2	1	24
34	Lawson Lovering*	8	3-5	0-0	2-5	3	4	6	0	1	0	21
55	Gabe Madsen*	9	3-8	1-3	2-2	2	4	0	0	0	0	24
00	Hunter Erickson	0	0-2	0-2	0-0	3	2	0	1	1	0	21
11	Miro Little	1	0-2	0-1	1-2	2	0	3	0	1	0	18
05	Joul Karam	0	0-0	0-0	0-0	0	0	0	0	0	0	0
06	Brady Smith	0	0-0	0-0	0-0	0	0	0	0	0	0	1
08	Keanu Dawes	16	8-10	0-1	0-0	9	1	2	2	1	0	21
09	Jerry Huang	1	0-0	0-0	1-2	0	0	0	0	0	0	1
11	Caleb Lohner	0	0-1	0-0	0-0	1	3	2	2	1	0	9
32	Zach Keller	3	1-1	1-1	0-0	0	4	1	1	0	0	10
45	Mason Madsen	0	0-1	0-0	0-0	2	0	0	1	0	0	5
TEAM						5	0		0			
TOTALS		83	30-54	6-15	17-24	39	22	23	11	7	3	

	FG	%	3Pt	%	FT	%
1st Half	14-30	47%	2-7	29%	7-7	100%
2nd Half	16-24	67%	4-8	50%	10-17	59%
Game	30-54	55.6%	6-15	40.0%	17-24	70.8%

Officials: Michael Greenstein, Eric Curry, De Selle Dean
Utah led for 39:36 | Ties: 0 | Lead Changes: 0 | Largest: Utah by 26
Start time: 5:01 p.m. MT Duration: 2:05

Points	Paint	Off TO	2nd Ch	F Brk	Bench	Pts/Pos
OSU	24	9	15	5	25	0.89
Utah	46	12	6	10	21	1.19

	Oklahoma St BYU	
Jan. 14, 2025 TV: ESPN+ Provo, Utah Marriott Center		

	1st	2nd	Score
Oklahoma State	26	43	- 69
BYU	46	39	- 85

- BYU won a game of marathon runs.
- The hosts scored 18 straight to build a 27-point lead with just over 3:00 to play in the first half.
- The Cowboys slashed it all the way down to three with help from a 22-2 spurt. A pair of **Bryce Thompson** free throws made it 51-48 with 13:22 remaining.
- Dallin Hall** helped restore order for BYU with a pair of threes during an 11-2 BYU counter that pushed the lead back out to double-figures.
- Thompson and **Jamyron Keller** shared high scoring honors for OSU with 15 points apiece.
- Trevin Knell** led a group of five double-figure BYU scorers with 18 points, and freshman **Egor Demin** handed out eight assists.
- The Cougars shot 51.9% from the field while knocking down 12-of-28 threes.
- OSU (41.1%) missed 10 straight shots to cap a 4-for-24 start. Down 42-15, **Steve Lutz** turned to walk-on **Tyler Caron** whose triple helped spark a 9-0 run and a 19-for-32 finish.
- BYU finished +12 on the glass (38-26) and held OSU to just four second-chance points.

OKLAHOMA STATE (9-7, 1-4)

##	Name	Pts	FG	3pt	FT	TR	PF	A	TO	B	S	MP
01	Bryce Thompson*	15	4-9	0-2	7-8	1	3	0	4	0	0	23
02	Arturo Dean*	3	1-8	1-3	0-1	1	1	4	0	0	4	31
14	Jamyron Keller*	15	5-8	4-6	1-2	1	5	1	1	0	2	29
25	Robert Jennings*	4	1-4	0-1	2-4	1	3	1	1	0	1	17
33	Abou Ousmane*	13	5-8	0-1	3-4	7	2	3	1	1	0	27
00	Marchelus Avery	3	1-5	0-3	1-2	2	2	3	2	2	0	19
04	Davonte Davis	0	0-0	0-0	0-0	1	2	1	0	0	0	5
05	Khalil Brantley	5	2-4	1-1	0-0	3	3	1	1	0	0	18
06	Brandon Newman	0	0-1	0-1	0-0	0	1	1	3	0	1	9
13	Connor Dow	5	2-3	1-2	0-0	1	0	0	0	0	0	7
24	Patrick Suemnick	3	1-5	0-0	1-2	4	1	1	0	0	0	11
34	Tyler Caron	3	1-1	1-1	0-0	1	0	0	0	0	0	4
TEAM						3	0		0			
TOTALS		69	23-56	8-21	15-23	26	23	16	13	3	8	

	FG	%	3Pt	%	FT	%
1st Half	8-31	26%	4-12	33%	6-11	55%
2nd Half	15-25	60%	4-9	44%	9-12	75%
Game	23-56	41.1%	8-21	38.1%	15-23	65.2%


BYU (11-5, 2-3)

##	Name	Pts	FG	3pt	FT	TR	PF	A	TO	B	S	MP
00	Mawot Mag*	6	2-5	0-2	2-4	2	1	1	1	0	2	21
03	Egor Demin*	10	3-9	1-4	3-5	5	1	8	3	2	2	29
13	Keba Keita*	10	4-6	0-0	2-4	9	2	0	0	0	1	23
15	Richie Saunders*	12	3-5	2-4	4-4	2	2	2	3	0	0	30
21	Trevin Knell*	18	6-12	4-9	2-2	5	2	1	0	0	1	27
06	Kanon Catchings	0	0-1	0-1	0-0	0	3	0	0	0	0	7
25	Dawson Baker	8	2-6	2-5	2-2	3	2	0	0	0	1	18
30	Dallin Hall	14	4-4	3-3	3-4	1	2	3	3	0	0	28
45	Fousseyni Traore	7	3-4	0-0	1-2	7	0	3	2	1	1	17
TEAM						4	0		2			
TOTALS		85	27-52	12-28	19-27	38	15	18	14	3	8	

	FG	%	3Pt	%	FT	%
1st Half	15-25	60%	5-12	42%	11-14	79%
2nd Half	12-27	44%	7-16	44%	8-13	62%
Game	27-52	51.9%	12-28	42.9%	19-27	70.4%

Officials: Antinio Petty, Chance Moore, Alexander Thompson
BYU led for 38:42. Ties: 0 | Lead Changes: 0 | Largest: BYU by 27 (3:23 1h)
Start time: 7:01 p.m. MT Duration: 2:15 Attendance: 16,457

Points	Paint	Off TO	2nd Ch	F Brk	Bench	Pts/Pos
OSU	24	16	4	9	19	1.00
BYU	30	18	12	12	29	1.23

	Colorado Oklahoma St	
Jan. 18, 2025 TV: ESPN+ Stillwater Gallagher-Iba Arena		

	1st	2nd	Score
Colorado	33	40	- 73
Oklahoma State	43	40	- 83

- Free throws and putbacks helped OSU put away Colorado in the first Big 12 matchup between the schools in 14 years.
- Playing in his 100th game in a Cowboy uniform, **Bryce Thompson** shared high scoring honors with 15 points and matched his career high with seven free throw makes on eight attempts.
- Chi Chi Avery** chipped in 15 points of his own along with a team-best seven rebounds.
- The Cowboys made 31-of-42 foul shots and outscored the visitors 22-7 on second-chances, helped by a 36-23 rebounding margin. They turned 11 of their 13 offensive boards into points.
- OSU had as many free throw makes (21) as field goal attempts (21) in a whistle-filled first half that included 10 CU turnovers and 16 personal fouls.
- OSU pushed a 43-33 halftime lead to as many as 18 points near the 5:00-mark.
- CU made its first 16 free throw attempts of the game in a 22-of-25 effort. Ten Buffaloes combined for 12 steals.

COLORADO (9-8, 0-6)


##	Name	Pts	FG	3pt	FT	TR	PF	A	TO	B	S	MP
03	Julian Hammond III*	10	3-10	0-3	4-4	1	1	2	4	0	3	29
05	RJ Smith*	2	0-2	0-2	2-2	0	4	1	1	0	1	19
08	Bangot Dak*	15	6-8	0-1	3-3	5	1	2	2	1	1	27
23	Andrej Jakimovski*	7	3-7	1-5	0-0	3	0	2	0	1	1	25
35	Assane Diop*	0	0-0	0-0	0-1	5	0	0	0	0	1	8
06	Trevor Baskin	8	2-6	1-3	3-4	2	4	4	1	0	1	19
07	Sebastian Rancic	11	3-5	1-2	4-4	3	1	0	1	0	0	21
11	Javon Ruffin	3	1-4	1-3	0-0	0	3	3	3	1	1	18
15	Felix Kossaras	2	1-1	0-0	0-0	1	3	0	1	0	1	7
6	Harrison Carrington	2	2-3	1-2	1-2	1	3	0	1	0	1	12
50	Elijah Malone	9	2-3	0-1	5-6	1	4	1	0	0	1	15
TEAM						5	0		2			
TOTALS		73	23-49	5-22	22-25	23	29	15	16	3	12	

	FG	%	3Pt	%	FT	%
1st Half	10-23	43%	1-9	11%	12-12	100%
2nd Half	13-26	50%	4-13	31%	10-13	77%
Game	23-49	46.9%	5-22	22.7%	22-25	88.0%

OKLAHOMA STATE (10-7, 2-4)

##	Name	Pts	FG	3pt	FT	TR	PF	A	TO	B	S	MP
01	Bryce Thompson*	15	4-10	0-1	7-9	2	3	2	1	0	1	28
02	Arturo Dean*	5	1-3	1-2	2-4	2	1	3	1	0	3	24
14	Jamyron Keller*	2	0-4	0-3	2-2	4	1	0	1	0	0	14
25	Robert Jennings*	9	1-3	0-0	7-8	4	3	1	1	0	0	15
33	Abou Ousmane*	14	5-8	0-0	4-8	5	1	2	4	0	1	25
00	Marchelus Avery	15	4-10	2-5	5-7	7	0	0	1	0	2	24
04	Davonte Davis	0	0-1	0-1	0-0	0	3	3	1	0	0	8
05	Khalil Brantley	4	2-2	0-0	0-0	2	3	1	3	0	1	17
06	Brandon Newman	3	1-3	1-3	0-0	1	1	1	1	1	1	18
07	Kirk Cole	0	0-0	0-0	0-0	0	0	0	0	0	0	0
13	Connor Dow	6	2-2	2-2	0-0	2	3	0	0	0	0	12
24	Patrick Suemnick	10	3-4	0-0	4-4	4	2	0	0	0	0	15
34	Tyler Caron	0	0-0	0-0	0-0	0	0	0	0	0	0	0
TEAM						3	0	0	0	0	0	0
TOTALS		83	23-50	6-17	31-42	36	21	13	14	1	9	

Box Scores / Recaps

	Arizona Oklahoma St	92 78
Jan. 21, 2025 TV: ESPN Stillwater Gallagher-Iba Arena		

	1st	2nd	Score
rv/rv Arizona	43	49	- 92
Oklahoma State	39	39	- 78

- **OSU** kept pace for a half, but Arizona's high-octane offense eventually found another gear in the first Big 12 era meeting between the programs.
- **Chi Chi Avery** and **Bryce Thompson** scored 21 points each and combined for eight of the Cowboys' 10 three-point field goals.
- The Wildcats (56.1%) made 10 triples of their own plus more than two-thirds of their shots from inside the arc.
- The Wildcats took a 43-39 lead into halftime after Jaden Bradley beat the buzzer with a three.
- Arizona scored on 10 of its first 11 second-half possessions to stretch its lead to 13.
- **Caleb Love** supplied 12 of the 25 Arizona points in that 7:00-span on three triples and a three-point play. He finished with a game-high 27.
- UA handled OSU's pressure well, committing just eight turnovers while banking 16 assists.

ARIZONA (12-6, 6-1)

##	Name	Pts	FG	3pt	FT	TR	PF	A	TO	B	S	MP
00	Jaden Bradley*	12	3-6	3-5	3-4	2	1	4	2	0	2	37
01	Caleb Love*	27	10-17	4-9	3-4	5	1	3	0	0	3	36
03	Anthony Dell'orso*	6	2-4	1-2	1-1	0	1	3	0	0	1	13
04	Trey Townsend*	19	7-8	1-1	4-4	2	3	0	0	0	0	20
30	Tobe Awaka*	2	1-3	0-0	0-1	7	5	1	0	0	2	15
02	Addison Arnold	0	0-0	0-0	0-0	0	0	0	0	0	0	1
05	KJ Lewis	6	3-7	0-2	0-0	5	3	2	2	1	0	28
09	Carter Bryant	9	2-4	1-3	4-5	3	2	1	0	2	1	22
11	Liam Lloyd	0	0-1	0-1	0-0	1	0	0	0	0	0	1
13	Henri Veesaar	9	3-5	0-1	3-4	3	4	2	1	2	0	12
15	Grant Weitman	0	0-1	0-1	0-0	1	1	0	1	0	0	2
24	Luke Champion	0	0-0	0-0	0-0	0	0	0	0	0	0	1
33	Will Menaugh	0	0-0	0-0	0-0	0	0	0	0	0	0	1
34	Emmanuel Stephen	0	0-0	0-0	0-0	3	0	0	2	0	0	9
55	Conrad Martinez	2	1-1	0-0	0-0	0	0	0	0	0	0	2
TEAM						2	0					
TOTALS		92	32-57	10-25	18-23	34	21	16	8	4	10	

	FG	%	3Pt	%	FT	%
1st Half	14-25	56%	5-10	50%	10-14	71%
2nd Half	18-32	56%	5-15	33%	8-9	89%
Game	32-57	56.1%	10-25	40.0%	18-23	78.3%


OKLAHOMA STATE (10-8, 2-5)

##	Name	Pts	FG	3pt	FT	TR	PF	A	TO	B	S	MP
01	Bryce Thompson*	21	7-13	3-5	4-4	3	1	2	2	0	1	33
02	Arturo Dean*	2	1-2	0-1	0-0	0	3	6	1	0	0	21
14	Jamyrion Keller*	6	2-8	0-2	2-3	2	1	0	3	0	1	24
25	Robert Jennings*	2	1-2	0-0	0-0	0	4	0	1	0	0	7
33	Abou Ousmane*	14	4-8	0-0	6-10	6	3	1	2	0	1	29
00	Marchelus Avery	21	7-12	5-8	2-3	3	1	2	1	1	0	28
04	Davonte Davis	0	0-1	0-1	0-0	0	3	0	1	0	0	9
06	Brandon Newman	12	3-7	2-6	4-4	5	1	2	0	0	1	30
13	Connor Dow	0	0-0	0-0	0-0	1	1	0	1	0	0	8
24	Patrick Suemnick	0	0-1	0-0	0-0	2	3	1	0	0	0	11
TEAM						7	0					
TOTALS		78	25-54	10-23	18-24	29	21	14	12	1	4	

	FG	%	3Pt	%	FT	%
1st Half	14-28	50%	5-12	42%	6-11	55%
2nd Half	11-26	42%	5-11	45%	12-13	92%
Game	25-54	46.3%	10-23	43.5%	18-24	75.0%

Officials: Randy McCall, D.J. Carstensen, Rick Crawford
 OSU led for 10:53, UA led for 24:59 | Ties: 9 Lead Changes: 4 |
 Largest: OSU by 6 (13:54 1h), UA by 20 (2:29 2h)
 Start time: 8:05 p.m. CT Duration: 2:17

Points	Paint	Off TO	2nd Ch	F Brk	Bench	Pts/Pos
ARI	38	17	5	15	26	1.35
OSU	24	12	8	10	33	1.15

	Oklahoma St Texas Tech
Jan. 26, 2025 TV: ESPN+ Lubbock, Texas United Supermarkets Arena	

	1st	2nd	Score
Oklahoma State	27	27	- 54
rv/24 Texas Tech	37	27	- 64

- Turnovers proved costly for OSU in 10-point loss at Texas Tech. The Cowboys committed 20 of their season-high 22 in the first 30 minutes to dig an 18-point hole before rallying.
- **Bryce Thompson** (team-high 17 points) made the first three baskets in a 16-1 run that sliced the Red Raider lead to 52-49 with just over 5:00 remaining.
- **Arturo Dean** scored nine of his 11 points during that spurt but missed a potential game-tying three with 4:33 left.
- **Abou Ousmane** (10 points, 10 rebounds) added a double-double for the Cowboys who were outscored 20-11 off turnovers and 12-1 on second-chance opportunities.
- **Chance McMillan** (14 points) nailed a jumper to stop the OSU run, and **Doug Overton** made a three-pointer (Tech's only triple in a 1-for-9 second half) to stretch the lead back out to eight with 2:24 on the clock.
- The Red Raiders hit seven first half threes to build a 37-27 halftime lead and tallied 12 of their 27 second-half points at the free throw line.

OKLAHOMA STATE (10-9, 2-6)

##	Name	Pts	FG	3pt	FT	TR	PF	A	TO	B	S	MP
01	Bryce Thompson*	17	5-9	1-4	6-6	3	2	1	5	0	1	32
02	Arturo Dean*	11	5-11	0-2	1-1	1	3	2	1	0	1	22
14	Jamyrion Keller*	7	2-6	1-3	2-4	3	1	3	2	0	2	31
25	Robert Jennings*	2	1-4	0-2	0-0	3	2	0	2	0	0	19
33	Abou Ousmane*	10	3-7	1-1	3-5	10	5	0	4	0	0	27
00	Marchelus Avery	0	0-0	0-0	0-0	3	1	1	2	0	0	13
04	Davonte Davis	0	0-0	0-0	0-0	0	2	0	1	0	2	18
05	Khalil Brantley	2	1-1	0-0	0-0	0	2	1	3	0	2	10
06	Brandon Newman	3	1-3	0-1	1-2	4	2	0	0	0	0	17
24	Patrick Suemnick	2	1-1	0-0	0-0	0	1	1	0	0	0	11
TEAM						3	0					
TOTALS		54	19-42	3-13	13-18	30	21	9	22	0	8	

	FG	%	3Pt	%	FT	%
1st Half	10-20	50%	3-9	33%	4-7	57%
2nd Half	9-22	41%	0-4	00%	9-11	82%
Game	19-42	45.2%	3-13	23.1%	13-18	72.2%

TEXAS TECH (15-4, 6-2)

##	Name	Pts	FG	3pt	FT	TR	PF	A	TO	B	S	MP
00	Chance McMillan*	14	5-8	3-6	1-2	6	2	1	2	0	1	30
03	Elijah Hawkins*	3	1-9	0-6	1-2	0	0	5	4	0	2	25
05	Darrion Williams*	9	3-11	1-3	2-2	2	0	2	2	0	3	27
15	JT Toppin*	8	4-7	0-1	0-1	1	4	1	2	0	1	21
24	Kerwin Walton*	6	2-3	2-3	0-0	0	3	0	0	0	1	14
01	Kevin Overton	7	2-5	1-4	2-2	3	2	2	1	0	1	25
04	Christian Anderson	9	2-4	1-3	4-6	3	2	1	1	0	0	33
33	Federiko Federiko	8	3-3	0-0	2-6	8	4	0	1	3	1	25
TEAM						4	0					
TOTALS		64	22-50	8-26	12-21	27	17	12	13	3	10	

	FG	%	3Pt	%	FT	%
1st Half	15-32	47%	7-17	41%	0-0	0%
2nd Half	7-18	39%	1-9	11%	12-21	57%
Game	22-50	44.0%	8-26	30.8%	12-21	57.1%

Officials: Kipp Kissinger, Ray Natili, Tony Padilla
 TTU led for 38:55. Ties: 0 Lead Changes: 0 Largest: TTU by 18 (11:14 2h)
 Start time: 2:01 p.m. CT Duration: 2:14 Attendance: 13,794

Points	Paint	Off TO	2nd Ch	F Brk	Bench	Pts/Pos
OSU	18	11	1	7	7	0.82
TTU	22	20	112	3	24	0.97

Players



O / MARCHELUS "CHI CHI" AVERY

Forward | 6-8 | 210 | Fifth Year | Richmond, Va.

Career Statistics:

* = Season did not count toward eligibility (COVID-19)

Season	School	GP-GS	MIN/MPG	FGM-A	FG%	3FGM-A	3FG%	FTM-A	FT%	OR	DR	TR	RPG	PF-FO	A	TO	BLK	STL	TP	PPG
2020-21	NW Florida St. (Fr.)*																			
Junior College																				
2021-22	NM State (So.)	23-2	257/11.2	33-74	.446	10-32	.313	18-27	.667	21	36	57	2.5	20-0	13	13	7	11	94	4.1
2022-23	NM State (Jr.)	21-7	388/18.5	65-137	.474	23-55	.418	20-32	.625	36	58	94	4.5	33-0	19	24	5	11	173	8.2
2023-24	UCF (Sr.)	31-2	549/17.7	81-205	.395	36-105	.343	38-55	.691	46	79	125	4.0	37-0	23	22	8	22	236	7.6
2024-25	OK State (5th)	19-0	430/22.6	74-179	.413	34-93	.366	46-64	.719	32	63	95	5.0	35-1	27	25	11	16	228	12.0
OSU TOTALS		19-0	430/22.6	74-179	.413	34-93	.366	46-64	.719	32	63	95	5.0	35-1	27	25	11	16	228	12.0
NCAA CAREER		94-11	1624/17.3	253-595	.425	103-285	.361	122-178	.685	135	236	371	3.9	125-1	82	84	31	60	731	7.8

Quick Facts

Major	University Studies
Birthday	Dec. 12
Instagram	@chiaveryy
X (Twitter)	@ballout_chi

Season Bests

PTS	23	ST. THOMAS	11/10/24
REB	10	TARLETON ST.	12/18/24
AST	4	SOUTHERN ILLINOIS	11/14/24
STL	3	ST. THOMAS	11/10/24
BLK	2	3x, Last: at BYU	1/14/25
FGM	8	ST. THOMAS	11/10/24
3FGM	5	ARIZONA	1/21/25
FTM	6	ST. THOMAS	11/10/24
MIN	28:06	at West Virginia	1/4/25

NCAA Career Bests (All Schools)

PTS	26	NORTHERN N.M. 12/18/22	12/18/22
REB	10	3x, Last: TARLETON ST.	12/18/24
AST	4	SOUTHERN ILLINOIS	11/14/24
STL	4	SOUTH FLA.	3/19/24
BLK	2	3x, Last: at BYU	1/14/25
FGM	11	NORTHERN N.M. 12/18/22	12/18/22
3FGM	5	ARIZONA	1/21/25
FTM	8	at Houston	1/20/24
MIN	31	at Cincinnati	1/27/23

Miscellaneous Benchmarks

Category	'24-25	OSU Career	NCAA Career
10+ Points	13	13	33
20+ Points	2	2	8
30+ Points	-	-	0
10+ Rebounds	1	1	3
5+ Assists	-	-	0
10+ Assists	-	-	0
Double-Doubles (P-R)	1	1	3
Triple-Doubles	-	-	0
Dunks	9	9	
Fouls Drawn	42	42	
Pts. Leader	7	7	
Reb. Leader	7	7	
Ast. Leader	2	2	

Profile:

- High-flying fifth-year is one of the nation's most-athletics forwards; Goes by the nickname "Chi Chi."
- Scored 18 of his 23 points in the second half of the Nov. 10 win over St. Thomas. It was his seventh career 20-point game and his first as a Cowboy.
- Sixth-man last season at Big 12 rival UCF while splitting time between the 3 and 4 spots.
- Played two seasons at New Mexico State. As a sophomore appeared in 23 games and averaged 4.1 points for a team that swept the WAC regular season and tournament titles and upset UConn in the first round of the NCAA tournament... Took on a larger role the following year, averaging 8.2 points and 4.5 boards while shooting 41.8% from deep.
- Three-star high school recruit played his freshman season at Northwest Florida State College for former OSU assistant Butch Pierre.
- Won a Virginia state championship and earned VISAA Division III player of the year honors as a senior at Life Christian Academy in Richmond, Va. and added another state title the following year with the postgrad team at Central Pointe Christian Academy in Kissimmee, Fla.

Game-by-Game

Date	Opponent	GS	Min	FG	%	3Pt	%	FT	%	OR	DR	TR	RPG	PF	A	TO	Blk	Stl	TP	PPG
N. 4	GREEN BAY		20:22	4-13	.308	1-4	.250	1-1	1.000	1	4	5	5.0	2	0	2	0	1	10	10.0
N. 10	ST. THOMAS		24:53	8-12	.667	1-4	.250	6-8	.750	0	3	3	4.0	2	1	0	0	3	23	16.5
N. 14	SOUTHERN ILL.		24:36	4-11	.364	3-6	.500	0-0	---	0	4	4	4.0	1	4	0	2	1	11	14.7
N. 21	vs. Fla. Atlantic		17:36	2-7	.286	1-4	.250	1-2	.500	2	5	7	4.8	5	1	2	0	2	6	12.5
N. 22	vs. Miami		26:59	5-11	.455	3-5	.600	2-4	.500	4	4	8	5.4	2	1	1	1	1	15	13.0
N. 24	vs. Nevada		23:26	5-11	.455	2-8	.250	3-4	.750	0	3	3	5.0	4	1	0	0	1	15	13.3
D. 4	at Tulsa		20:35	5-10	.500	1-1	1.000	0-0	---	3	3	6	5.1	0	2	1	1	0	11	13.0
D. 8	at Seton Hall		17:52	1-5	.200	1-5	.200	3-3	1.000	1	3	4	5.0	1	3	0	0	0	6	12.1
D. 14	vs. Oklahoma		25:49	6-10	.600	3-4	.750	4-7	.571	3	3	6	5.1	1	2	1	0	1	19	12.9
D. 18	TARLETON ST.		28:03	5-12	.417	3-6	.500	5-8	.625	6	4	10	5.6	3	0	5	0	0	18	13.4
D. 22	ORAL ROBERTS		22:12	2-7	.286	1-4	.250	4-4	1.000	1	5	6	5.6	2	3	2	1	1	9	13.0
D. 30	HOUSTON*		20:35	2-8	.250	1-4	.250	0-0	---	0	3	3	5.4	2	1	0	0	0	5	12.3
J. 4	at West Virginia*		28:06	4-13	.308	3-11	.273	4-6	.667	1	4	5	5.4	1	1	1	1	2	15	12.5
J. 7	KANSAS ST.*		22:54	5-9	.556	3-6	.500	0-0	---	1	3	4	5.3	3	0	3	0	1	13	12.6
J. 11	at Utah*		22:52	4-13	.308	0-5	.000	5-5	1.000	5	1	6	5.3	2	1	1	2	0	13	12.6
J. 14	at BYU*		19:07	1-5	.200	0-3	.000	1-2	.500	0	2	2	5.1	2	3	2	0	0	3	12.0
J. 18	COLORADO*		23:44	4-10	.400	2-5	.400	5-7	.714	3	4	7	5.2	0	0	1	0	2	15	12.2
J. 21	ARIZONA*		27:51	7-12	.583	5-8	.625	2-3	.667	0	3	3	5.1	1	2	1	1	0	21	12.7
J. 26	at Texas Tech*		12:44	0-0	---	0-0	---	0-0	---	1	2	3	5.0	1	1	2	0	0	0	12.0
J. 29	at Kansas St.*																			
F. 1	UTAH*																			
F. 4	at Houston*																			
F. 9	ARIZONA ST.*																			
F. 12	at TCU*																			
F. 15	TEXAS TECH*																			
F. 19	UCF*																			
F. 22	at Kansas*																			
F. 25	IOWA ST.*																			
M. 1	at Baylor*																			
M. 5	at UCF*																			
M. 8	CINCINNATI*																			

Players



1 / BRYCE THOMPSON



Guard / 6-6 / 200 / Graduate / Tulsa, Okla.

Career Statistics:

* = Season did not count toward eligibility (COVID-19)

Season	School	GP-GS	MIN/MPG	FGM-A	FG%	3FGM-A	3FG%	FTM-A	FT%	OR	DR	TR	RPG	PF-FO	A	TO	BLK	STL	TP	PPG
2020-21	Kansas (Fr.) *	20-4	343/17.2	36-102	.353	8-36	.222	11-17	.647	5	25	30	1.5	30-0	22	21	3	7	91	4.6
2021-22	OK State (So.)	29-25	759/26.2	119-288	.413	29-100	.290	40-60	.667	13	53	66	2.3	54-0	32	36	4	17	307	10.6
2022-23	OK State (Jr.)	36-36	1098/30.5	161-411	.392	61-165	.370	41-75	.547	8	87	95	2.6	82-1	93	93	4	22	424	11.8
2023-24	OK State (Sr.)	18-17	500/27.8	71-180	.394	31-90	.344	35-52	.673	8	26	34	1.9	39-0	27	34	2	14	208	11.6
2024-25	OK State (Gr.)	19-19	466/24.5	72-170	.424	18-53	.340	55-69	.797	4	45	49	2.6	37-1	29	30	1	19	217	11.4
OSU TOTALS		102-97	2823/27.7	423-1049	.403	139-408	.341	171-256	.668	33	211	244	2.4	212-2	181	193	11	72	1156	11.3
NCAA CAREER		122-101	3166/25.9	459-1151	.399	147-444	.331	182-273	.667	38	236	274	2.2	242-2	203	214	14	79	1247	10.2

Quick Facts

Major	Pursuing Graduate Certificate B.A. in Psychology (OSU '24)
Birthday	Feb. 26
Instagram	@brycethompson1
X (Twitter)	@B3thompson__

Season Bests

PTS	22	GREEN BAY	11/4/24
REB	7	TARLETON ST.	12/18/24
AST	4	at Tulsa	12/4/24
STL	4	at Tulsa	12/4/24
BLK			
FGM	9	GREEN BAY	11/4/24
3FGM	4	GREEN BAY	11/4/24
FTM	7	2x, Last: COLORADO	1/18/25
MIN	33:19	vs. Nevada	11/24/24

NCAA Career Bests (All achieved at OSU)

PTS	23	at Kansas	12/31/22
REB	9	OKLAHOMA	1/18/23
AST	6	A&M-Corpus Christi	12/20/22
STL	4	2x, Last: at Tulsa	12/4/24
BLK	2	IOWA ST.	2/11/21
FGM	10	at Kansas	2/2/22
3FGM	7	at Kansas	12/31/22
FTM	7	3x, Last: COLORADO	1/18/25
MIN	41:53	BAYLOR (ot)	1/6/24

Miscellaneous Benchmarks

Category	'24-25	OSU Career	NCAA Career
10+ Points	13	59	62
20+ Points	2	9	9
30+ Points	-	0	0
10+ Rebounds	-	0	0
5+ Assists	-	4	4
10+ Assists	-	0	0
Double-Doubles (P-R)	-	0	0
Triple-Doubles	-	0	0
Dunks	6		
Fouls Drawn	60	270	
Pts. Leader	8	27	
Reb. Leader	1	2	
Ast. Leader	2	20	

Career Honors:

- Second Team Academic All-Big 12 (2022-23)
- Became the 45th member of OSU's 1,000-Point Club during a Nov. 22 win over Miami.
- Scored his 1,000th collegiate point on Jan. 16, 2024 against this former school, Kansas.

Profile:

- Explosive guard is OSU's longest-tenured player (4th season).
- Posted his eighth career 20-point performance in the season opener against Green Bay (Nov. 3), finishing with 22 points on 4-of-5 three-point shooting.
- Missed the last six weeks of the 2023-24 season to a shoulder injury.
- Averaged a career-best 11.8 points as a junior (2022-23) while helping OSU to a 22 wins and an NIT quarterfinal appearance and was on pace to top it in 2023-24 before suffering a season-ending shoulder injury.
- A 2020 McDonald's All-American at Tulsa's Booker T. Washington High School.

Game-by-Game

Date	Opponent	GS	Min	FG	%	3Pt	%	FT	%	OR	DR	TR	RPG	PF	A	TO	Blk	Stl	TP	PPG
N. 4	GREEN BAY	*	30:06	9-13	.692	4-5	.800	0-0	---	1	4	5	5.0	2	1	0	0	2	22	22.0
N. 10	ST. THOMAS	*	20:44	4-10	.400	1-3	.333	2-2	1.000	0	2	2	3.5	2	3	1	0	1	11	16.5
N. 14	SOUTHERN ILL.	*	22:04	4-9	.444	2-3	.667	0-0	---	0	4	4	3.7	1	1	2	0	0	10	14.3
N. 21	vs. Fla. Atlantic	*	18:11	0-4	.000	0-2	.000	6-7	.857	0	2	2	3.3	5	1	1	0	0	6	12.3
N. 22	vs. Miami	*	27:04	6-14	.429	2-5	.400	3-4	.750	0	3	3	3.2	2	2	0	0	2	17	13.2
N. 24	vs. Nevada	*	33:19	1-9	.111	0-4	.000	5-7	.714	1	4	5	3.5	1	2	0	0	0	7	12.2
D. 4	at Tulsa	*	23:44	5-11	.455	0-0	---	5-5	1.000	0	1	1	3.1	1	4	3	0	4	15	12.6
D. 8	at Seton Hall	*	08:04	0-0	---	0-0	---	2-2	1.000	0	1	1	2.9	3	1	1	0	0	2	11.3
D. 14	vs. Oklahoma	*	17:17	1-6	.167	0-1	.000	0-0	---	0	0	0	2.6	0	1	1	0	0	2	10.2
D. 18	TARLETON ST.	*	31:10	4-11	.364	2-6	.333	0-1	.000	0	7	7	3.0	1	1	1	0	2	10	10.2
D. 22	ORAL ROBERTS	*	31:22	6-11	.545	0-2	.000	2-3	.667	0	1	1	2.8	2	0	1	0	0	14	10.5
D. 30	HOUSTON^	*	10:58	0-6	.000	0-2	.000	0-0	---	0	1	1	2.7	0	1	2	0	0	0	9.7
J. 4	at West Virginia^	*	22:57	2-6	.333	0-3	.000	3-6	.500	0	2	2	2.6	3	0	1	0	1	7	9.5
J. 7	KANSAS ST.^	*	25:10	3-6	.500	2-3	.667	2-2	1.000	0	2	2	2.6	2	3	2	1	2	10	9.5
J. 11	at Utah^	*	28:20	7-13	.538	1-2	.500	1-3	.333	1	3	4	2.7	3	3	2	0	2	16	9.9
J. 14	at BYU^	*	22:57	4-9	.444	0-2	.000	7-8	.875	0	1	1	2.6	3	0	4	0	0	15	10.3
J. 18	COLORADO^	*	28:05	4-10	.400	0-1	.000	7-9	.778	0	2	2	2.5	3	2	1	0	1	15	10.5
J. 21	ARIZONA^	*	32:34	7-13	.538	3-5	.600	4-4	1.000	1	2	3	2.6	1	2	2	0	1	21	11.1
J. 26	at Texas Tech^	*	31:31	5-9	.556	1-4	.250	6-6	1.000	0	3	3	2.6	2	1	5	0	1	17	11.4
J. 29	at Kansas St.^																			
F. 1	UTAH^																			
F. 4	at Houston^																			
F. 9	ARIZONA ST.^																			
F. 12	at TCU^																			
F. 15	TEXAS TECH^																			
F. 19	UCF^																			
F. 22	at Kansas^																			
F. 25	IOWA ST.^																			
M. 1	at Baylor^																			
M. 5	at UCF^																			
M. 8	CINCINNATI^																			

Players

2 / **ARTURO DEAN**

Guard | 5-11 | 170 | Junior | Miami, Fla.

Career Statistics:

Season	School	GP-GS	MIN/MPG	FGM-A	FG%	3FGM-A	3FG%	FTM-A	FT%	OR	DR	TR	RPG	PF-FO	A	TO	BLK	STL	TP	PPG
2022-23	FIU (Fr.)	32-23	950/29.7	157-361	.435	12-60	.200	55-86	.640	31	101	132	4.1	81-2	122	101	8	81	381	11.9
2023-24	FIU (So.)	31-30	894/28.8	166-397	.418	27-89	.303	56-87	.644	32	127	159	5.1	76-4	124	114	5	104	415	13.4
2024-25	OK State (Jr.)	18-5	415/23.0	41-106	.387	7-25	.280	28-39	.718	12	35	47	2.6	34-0	52	31	1	35	117	6.5
OSU TOTALS		18-5	415/23.0	41-106	.387	7-25	.280	28-39	.718	12	35	47	2.6	34-0	52	31	1	35	117	6.5
NCAA CAREER		81-58	2258/27.9	364-864	.421	46-174	.264	139-212	.656	75	263	338	4.2	191-6	298	246	14	220	913	11.3

Quick Facts

Major	University Studies
Birthday	Nov. 6
Instagram	@yg.turo
X (Twitter)	@ArturoDean12

Season Bests

PTS	13	vs. Nevada	11/24/24
REB	9	ST. THOMAS	11/10/24
AST	6	ARIZONA	1/21/25
STL	4	4x, Last: at BYU	1/14/25
BLK	1	GREEN BAY	11/4/24
FGM	5	2x, Last: at Texas Tech	1/26/25
3FGM	1	7x, Last: COLORADO	1/18/25
FTM	4	2x, Last: vs. Oklahoma	12/14/24
MIN	30:55	at BYU	1/14/25

NCAA Career Bests (All Schools)

PTS	27	LIU	12/2/23
REB	12	at Louisiana Tech	2/17/24
AST	10	at Rice	3/4/23
STL	10	FGCU	11/29/23
BLK	2	at UTEP	1/19/23
FGM	11	LIU	12/2/23
3FGM	3	at Miami FL	11/13/23
FTM	6	at Western Ky.	1/25/24
MIN	38	FLA. ATLANTIC (ot)	1/11/23

Miscellaneous Benchmarks

Category	'24-25	OSU Career	NCAA Career
10+ Points	4	4	49
20+ Points	-	-	5
30+ Points	-	-	0
10+ Rebounds	-	-	1
5+ Assists	3	3	25
10+ Assists	-	-	1
5+ Steals	-	-	10
10+ Steals	-	-	1
Double-Doubles (All)	-	-	3
Double-Doubles (P-R)	-	-	1
Double-Doubles (P-A)	-	-	1
Doubles-Doubles (P-S)	-	-	1
Triple-Doubles	-	-	0
Dunks	-	-	-
Fouls Drawn	31	31	-
Pts. Leader	-	-	-
Reb. Leader	1	1	-
Ast. Leader	10	10	-

Profile:

- Freaky fast guard is a terror in the open court; Led the nation in steals last year (104) at FIU.
- Team-bests: 8 rebounds, 5 assists and 4 steals in the Nov. 10 win over St. Thomas.
- Paced the Panthers in points (13.4), rebounds (5.1), assists (4.0) and steals (3.35) during the 2023-24 season and earned Third Team All-CUSA recognition.
- Twice made the league's all-defensive squad and was its defensive player of the year as a true freshman.
- In 2023-24 posted the ninth-highest steal percentage (6.44) in the 21 years that KenPom has collected data (roughly 1-in-15 opponent possessions ended with a Dean steal).
- Was CUSA Freshman of the Year and honorable mention all-conference in 2022-23 after averaging 11.7 points, 3.8 assists and 2.5 steals.
- The rare player to post double-doubles with three different stat combos. In addition to his 19-point, 10-steal game against FGCU, had a 19-point, 12-rebound effort at Louisiana Tech (Feb. 17, 2024) and a 10-point, 10-assist line at Rice (Mar. 4, 2023). The 10 steals against FGCU were also a school record.
- Won the 2022 National Prep Championship during a post-grad season at Putnam Science Academy in Connecticut. Averaged 13.9 points, 4.0 assists and 3.1 steals per game for a team that finished 38-0.
- Nickname is "Turo."

Game-by-Game

Date	Opponent	GS	Min	FG	%	3Pt	%	FT	%	OR	DR	TR	RPG	PF	A	TO	Blk	Stl	TP	PPG
N. 4	GREEN BAY		22:09	2-9	.222	0-2	.000	4-4	1.000	2	5	7	7.0	2	3	1	1	1	8	8.0
N. 10	ST. THOMAS		24:31	2-4	.500	0-0	---	0-2	.000	1	8	9	8.0	0	5	2	0	4	4	6.0
N. 14	SOUTHERN ILL.		22:27	2-7	.286	0-1	.000	2-2	1.000	0	2	2	6.0	3	5	1	0	1	6	6.0
N. 21	vs. Fla. Atlantic		27:35	1-6	.167	0-2	.000	1-2	.500	1	2	3	5.3	4	4	1	0	3	3	5.3
N. 22	vs. Miami		20:27	2-4	.500	0-1	.000	4-5	.800	0	0	0	4.2	2	0	3	0	1	8	5.8
N. 24	vs. Nevada		22:16	5-8	.625	1-2	.500	2-2	1.000	0	4	4	4.2	0	1	1	0	1	13	7.0
D. 4	at Tulsa		21:39	3-6	.500	0-0	---	2-2	1.000	0	2	2	3.9	0	4	2	0	3	8	7.1
D. 8	at Seton Hall		23:10	4-5	.800	1-1	1.000	2-2	1.000	1	0	1	3.5	2	3	0	0	4	11	7.6
D. 14	vs. Oklahoma		20:46	3-7	.429	1-2	.500	4-5	.800	0	0	0	3.1	3	2	2	0	1	11	8.0
D. 18	TARLETON ST.		14:52	1-3	.333	1-1	1.000	2-2	1.000	1	0	1	2.9	1	3	3	0	0	5	7.7
D. 22	ORAL ROBERTS		20:20	2-5	.400	0-1	.000	0-0	---	1	1	2	2.8	1	3	2	0	4	4	7.4
D. 30	HOUSTON*		23:12	3-7	.429	1-2	.500	2-4	.500	0	4	4	2.9	1	1	3	0	1	9	7.5
J. 4	at West Virginia*		31:40	3-7	.429	0-1	.000	0-1	.000	2	2	4	3.0	4	0	5	0	1	6	7.4
J. 7	KANSAS ST.*	*	21:25	0-4	.000	0-1	.000	0-0	---	2	2	4	3.1	3	3	2	0	2	0	6.9
J. 11	at Utah*		dnp																	
J. 14	at BYU*	*	30:55	1-8	.125	1-3	.333	0-1	.000	0	1	1	2.9	1	4	0	0	4	3	6.6
J. 18	COLORADO*	*	24:19	1-3	.333	1-2	.500	2-4	.500	0	2	2	2.9	1	3	1	0	3	5	6.5
J. 21	ARIZONA*	*	20:49	1-2	.500	0-1	.000	0-0	---	0	0	0	2.7	3	6	1	0	0	2	6.2
J. 26	at Texas Tech*	*	22:09	5-11	.455	0-2	.000	1-1	1.000	1	0	1	2.6	3	2	1	0	1	11	6.5
J. 29	at Kansas St.*																			
F. 1	UTAH*																			
F. 4	at Houston*																			
F. 9	ARIZONA ST.*																			
F. 12	at TCU*																			
F. 15	TEXAS TECH*																			
F. 19	UCF*																			
F. 22	at Kansas*																			
F. 25	IOWA ST.*																			
M. 1	at Baylor*																			
M. 5	at UCF*																			
M. 8	CINCINNATI*																			

Players

4 / **DAVONTE "DEVO" DAVIS**

Guard / 6-4 / 185 / Fifth Year / Jacksonville, Ark.

Career Statistics:

* = Season did not count toward eligibility (COVID-19)

Season	School	GP-GS	MIN/MPG	FGM-A	FG%	3FGM-A	3FG%	FTM-A	FT%	OR	DR	TR	RPG	PF-FO	A	TO	BLK	STL	TP	PPG
2020-21	Arkansas (Fr.) *	30-17	714/23.8	109-229	.476	2-13	.154	34-45	.756	36	98	134	4.5	70-0	64	48	5	35	254	8.5
2021-22	Arkansas (So.)	37-14	1025/27.7	114-266	.429	20-74	.270	58-82	.707	42	96	138	3.7	95-1	102	67	0	35	306	8.3
2022-23	Arkansas (Jr.)	35-31	1159/33.1	144-347	.415	47-136	.346	46-64	.719	24	129	153	4.4	91-3	87	72	4	48	381	10.9
2023-24	Arkansas (Sr.)	30-23	822/27.4	62-171	.363	16-66	.242	37-48	.771	21	82	103	3.4	74-1	61	34	1	22	177	5.9
2024-25	OK State (5th)	19-9	299/15.8	15-49	.306	5-28	.179	4-7	.571	11	21	32	1.7	39-1	16	11	1	11	39	2.1
OSU TOTALS		19-9	299/15.8	15-49	.306	5-28	.179	4-7	.571	11	21	32	1.7	39-1	16	11	1	11	39	2.1
NCAA CAREER		151-94	4020/26.6	444-1062	.418	90-317	.284	179-246	.728	134	426	560	3.7	369-6	330	232	11	151	1157	7.7

Quick Facts

Major	University Studies
Birthday	Sept. 24
Instagram	@devofor3
X (Twitter)	@MrDevoBuckets

Season Bests

PTS	10	GREEN BAY	11/4/24
REB	8	at Tulsa	12/4/24
AST	3	2x, Last: COLORADO	1/18/25
STL	2	3x, Last: at Texas Tech	1/26/25
BLK	1	SOUTHERN ILLINOIS	12/14/24
FGM	4	GREEN BAY	11/4/24
3FGM	2	2x, Last: vs. FAU	11/21/24
FTM	2	ORAL ROBERTS	12/22/24
MIN	25:02	at Utah	1/11/25

NCAA Career Bests (All Schools)

PTS	26	vs Oklahoma	12/11/21
REB	10	4x, Last: FURMAN	12/4/23
AST	8	2x, Last: FURMAN	12/4/23
STL	5	BRADLEY	12/17/22
BLK	2	vs. Colgate	3/19/21
FGM	9	3x, Last: vs. Kansas	3/18/23
3FGM	4	4x, Last: at Texas A&M	2/15/23
FTM	9	at Texas A&M	1/8/22
MIN	45	vs. Stanford (2ot)	11/22/23

Miscellaneous Benchmarks

Category	'24-25	OSU Career	NCAA Career
10+ Points	1	1	54
20+ Points	-	-	4
30+ Points	-	-	0
10+ Rebounds	-	-	4
5+ Assists	-	-	18
10+ Assists	-	-	0
Double-Doubles (P-R)	-	-	2
Triple-Doubles	-	-	0
Dunks	-	-	-
Fouls Drawn	8	8	-
Pts. Leader	-	-	-
Reb. Leader	2	2	-
Ast. Leader	2	2	-

Profile:

- Athletic, lefty combo guard developed a reputation as one of the SEC's top defenders over a four-year run at Arkansas. Will finish his career at OSU, where he originally committed as a high school junior.
- 2023 SEC All-Defensive Team selection helped the Razorbacks to two Elite Eights and a Sweet 16.
- Appeared in 132 games with 85 starts over four seasons and totaled 1,118 points, 527 rebounds and 314 assists (ninth-most in program history).
- Only the second player in Hog history with 1,000 points, 500 rebounds and 300 assists.
- Averaged 13.3 points and 5.4 rebounds in Arkansas' eight NCAA tournament victories.
- Scored 25 points in a 2023 second-round upset of No. 1 seed Kansas and made a last-second shot to defeat Oral Roberts in the 2021 Sweet 16.
- A three-time SEC Academic Honor Roll selection.
- Averaged a career-best 10.9 points during the 2022-23 season.
- Recorded his 1,000th career point on Nov. 23, 2023 against Memphis.
- Scored a career-high 26 against Oklahoma on Dec. 11, 2021.
- An avid outdoorsman who especially enjoys fishing.

Game-by-Game

Date	Opponent	GS	Min	FG	%	3Pt	%	FT	%	OR	DR	TR	RPG	PF	A	TO	Blk	Stl	TP	PPG
N. 4	GREEN BAY	*	21:34	4-9	.444	2-5	.400	0-0	---	1	1	2	2.0	3	0	2	0	2	10	10.0
N. 10	ST. THOMAS	*	23:35	0-6	.000	0-4	.000	1-2	.500	0	1	1	1.5	1	0	0	0	0	1	5.5
N. 14	SOUTHERN ILL.	*	21:54	3-5	.600	0-1	.000	1-1	1.000	2	2	4	2.3	2	1	0	1	0	7	6.0
N. 21	vs. Fla. Atlantic	*	19:09	3-6	.500	2-5	.400	0-2	.000	1	2	3	2.5	3	2	1	0	1	8	6.5
N. 22	vs. Miami	*	22:38	1-2	.500	1-2	.500	0-0	---	0	1	1	2.2	1	3	1	0	0	3	5.8
N. 24	vs. Nevada	*	11:03	0-0	---	0-0	---	0-0	---	0	0	0	1.8	5	0	0	0	0	0	4.8
D. 4	at Tulsa	*	23:53	2-4	.500	0-0	---	0-0	---	3	5	8	2.7	2	2	1	0	1	4	4.7
D. 8	at Seton Hall	*	16:00	0-3	.000	0-3	.000	0-0	---	1	1	2	2.6	3	1	0	0	1	0	4.1
D. 14	vs. Oklahoma	*	18:39	0-2	.000	0-2	.000	0-0	---	1	1	2	2.6	1	1	0	0	1	0	3.7
D. 18	TARLETON ST.	*	15:52	1-2	.500	0-0	---	0-0	---	0	2	2	2.5	1	1	1	0	0	2	3.5
D. 22	ORAL ROBERTS	*	12:19	0-0	---	0-0	---	2-2	1.000	2	2	4	2.6	1	0	1	0	1	2	3.4
D. 30	HOUSTON^	*	10:29	0-2	.000	0-1	.000	0-0	---	0	0	0	2.4	1	0	1	0	0	0	3.1
J. 4	at West Virginia^	*	09:24	0-0	---	0-0	---	0-0	---	0	1	1	2.3	2	0	0	0	0	0	2.8
J. 7	KANSAS ST.^	*	07:51	0-4	.000	0-2	.000	0-0	---	0	0	0	2.1	1	0	0	0	2	0	2.6
J. 11	at Utah^	*	25:02	1-2	.500	0-1	.000	0-0	---	0	1	1	2.1	2	1	0	0	0	2	2.6
J. 14	at BYU^	*	04:50	0-0	---	0-0	---	0-0	---	0	1	1	2.0	2	1	0	0	0	0	2.4
J. 18	COLORADO^	*	08:14	0-1	.000	0-1	.000	0-0	---	0	0	0	1.9	3	3	1	0	0	0	2.3
J. 21	ARIZONA^	*	09:00	0-1	.000	0-1	.000	0-0	---	0	0	0	1.8	3	0	1	0	0	0	2.2
J. 26	at Texas Tech^	*	17:56	0-0	---	0-0	---	0-0	---	0	0	0	1.7	2	0	1	0	2	0	2.1
J. 29	at Kansas St.^	*																		
F. 1	UTAH^	*																		
F. 4	at Houston^	*																		
F. 9	ARIZONA ST.^	*																		
F. 12	at TCU^	*																		
F. 15	TEXAS TECH^	*																		
F. 19	UCF^	*																		
F. 22	at Kansas^	*																		
F. 25	IOWA ST.^	*																		
M. 1	at Baylor^	*																		
M. 5	at UCF^	*																		
M. 8	CINCINNATI^	*																		

Players



5 / KHALIL BRANTLEY

Guard / 6-1 / 180 / Senior / Bronx, N.Y.

Career Statistics:

Season	School	GP-GS	MIN/MPG	FGM-A	FG%	3FGM-A	3FG%	FTM-A	FT%	OR	DR	TR	RPG	PF-FO	A	TO	BLK	STL	TP	PPG
2021-22	La Salle (Fr.)	29-4	563/19.4	75-212	.354	16-60	.267	65-95	.684	15	53	68	2.3	52-0	46	41	4	30	231	8.0
2022-23	La Salle (So.)	32-30	1078/33.7	156-409	.381	37-110	.336	109-146	.747	43	111	154	4.8	78-0	132	86	6	50	458	14.3
2023-24	La Salle (Jr.)	33-32	1185/35.9	172-444	.387	47-144	.326	103-135	.763	41	134	175	5.3	86-0	137	74	12	50	494	15.0
2024-25	OK State (Sr.)	18-14	407/22.6	36-90	.400	6-21	.286	41-56	.732	19	34	53	2.9	41-1	47	34	3	24	119	6.6
OSU TOTALS		18-14	407/22.6	36-90	.400	6-21	.286	41-56	.732	19	34	53	2.9	41-1	47	34	3	24	119	6.6
NCAA CAREER		112-80	3233/28.9	439-1155	.380	106-335	.316	318-432	.736	118	332	450	4.0	257-1	362	235	25	154	1302	11.6

Quick Facts

Major	University Studies
Birthday	Oct. 17
Instagram	@isofamkay
X (Twitter)	@KhalilBrantley

Season Bests

PTS	16	vs. Florida Atlantic	11/21/24
REB	8	HOUSTON	12/30/24
AST	8	at Seton Hall	12/8/24
STL	3	3x, Last: TARLETON ST.	12/18/24
BLK	1	2x, Last: vs. FAU	11/21/24
FGM	6	vs. Florida Atlantic	11/21/24
3FGM	2	TARLETON ST.	12/18/24
FTM	6	ST. THOMAS	11/10/24
MIN	28:42	HOUSTON	12/30/24

NCAA Career Bests (All Schools)

PTS	30	vs Southern Ind.	11/18/23
REB	14	at Temple	11/29/23
AST	12	ROSEMONT	12/21/23
STL	5	4x, Last: HOWARD	12/30/23
BLK	1	22x, Last: vs. St. Bonaventure	3/13/24
FGM	10	at Miami FL	12/16/23
3FGM	5	RHODE ISLAND	2/25/24
FTM	12	WAGNER	11/12/22
MIN	55:00	at Temple	11/29/23

Miscellaneous Benchmarks

Category	'24-25	OSU Career	NCAA Career
10+ Points	2	2	65
20+ Points	-	-	12
30+ Points	-	-	1
10+ Rebounds	-	-	3
5+ Assists	2	2	31
10+ Assists	-	-	1
Double-Doubles (P-R)	-	-	3
Triple-Doubles	-	-	-
Dunks	-	-	-
Fouls Drawn	44	44	-
Pts. Leader	1	1	-
Reb. Leader	1	1	-
Ast. Leader	6	6	-

Profile:

- Tough combo guard was leading scorer for La Salle in each of the last two seasons.
- Totalled nearly 1,200 points in three seasons for the Explorers, appearing in 94 games with 66 starts. He totaled 1,183 points, 315 assists and 130 steals in that span.
- One of just seven players nationally who averaged the combo of 15 points, 5 rebounds, 4 assists and 1.5 steals during the 2023-24 season. He put up 15.0 points and 5.3 boards in just under 36 minutes and ranked fifth on the Atlantic 10 leaderboard in both assists (4.2) and steals (1.52).
- Rarely left the floor for La Salle, averaging just under 36 minutes per game on his way to Philadelphia All-Big 5 status. He clocked all 55 minutes in a triple-overtime game against Temple and finished with 29 points and 14 boards.
- Also knocked down 103 free throws on 76.3% accuracy and nailed 47 three-point field goals.
- Reached double-figures 25 times in 32 games.
- Aspiring entrepreneur and clothing designer.

Game-by-Game

Date	Opponent	GS	Min	FG	%	3Pt	%	FT	%	OR	DR	TR	RPG	PF	A	TO	Blk	Stl	TP	PPG
N. 4	GREEN BAY	*	24:17	2-5	.400	1-2	.500	4-4	1.000	1	2	3	3.0	1	4	3	1	1	9	9.0
N. 10	ST. THOMAS	*	18:12	1-5	.200	0-1	.000	6-8	.750	1	4	5	4.0	3	3	2	0	0	8	8.5
N. 14	SOUTHERN ILL.	*	20:55	2-7	.286	0-1	.000	2-3	.667	0	2	2	3.3	2	3	0	0	1	6	7.7
N. 21	vs. Fla. Atlantic	*	26:38	6-12	.500	0-3	.000	4-5	.800	3	1	4	3.5	4	3	2	1	3	16	9.8
N. 22	vs. Miami	*	19:18	3-6	.500	0-1	.000	2-2	1.000	0	2	2	3.2	5	2	0	0	1	8	9.4
N. 24	vs. Nevada	*	24:19	2-5	.400	0-0	---	5-6	.833	2	1	3	3.2	1	3	3	0	1	9	9.3
D. 4	at Tulsa	*	17:28	1-3	.333	0-1	.000	2-5	.400	0	0	0	2.7	2	1	0	0	3	4	8.6
D. 8	at Seton Hall	*	27:52	2-4	.500	1-1	1.000	4-4	1.000	1	2	3	2.8	3	8	3	1	3	9	8.6
D. 14	vs. Oklahoma	*	25:37	2-7	.286	0-1	.000	4-7	.571	1	3	4	2.9	3	1	2	0	1	8	8.6
D. 18	TARLETON ST.	*	25:47	3-5	.600	2-3	.667	0-0	---	0	2	2	2.8	1	2	2	0	3	8	8.5
D. 22	ORAL ROBERTS	*	23:28	3-6	.500	1-2	.500	3-4	.750	2	2	4	2.9	2	1	2	0	1	10	8.6
D. 30	HOUSTON^	*	28:42	0-4	.000	0-2	.000	0-0	---	2	6	8	3.3	1	4	3	0	0	0	7.9
J. 4	at West Virginia^	*	28:09	1-4	.250	0-1	.000	0-0	.000	1	1	2	3.2	3	1	3	0	0	2	7.5
J. 7	KANSAS ST.^	*	23:29	2-4	.500	0-0	---	2-2	1.000	0	2	2	3.1	1	5	1	0	3	6	7.4
J. 11	at Utah^	*	28:14	1-6	.167	0-1	.000	3-6	.500	2	2	4	3.2	1	3	1	0	0	5	7.2
J. 14	at BYU^	*	17:38	2-4	.500	1-1	1.000	0-0	---	3	0	3	3.2	3	1	1	0	0	5	7.1
J. 18	COLORADO^	*	17:00	2-2	1.000	0-0	---	0-0	---	0	2	2	3.1	3	1	3	0	1	4	6.9
J. 21	ARIZONA^	dnp																		
J. 26	at Texas Tech^	*	10:17	1-1	1.000	0-0	---	0-0	---	0	0	0	2.9	2	1	3	0	2	2	6.6
J. 29	at Kansas St.^	*																		
F. 1	UTAH^	*																		
F. 4	at Houston^	*																		
F. 9	ARIZONA ST.^	*																		
F. 12	at TCU^	*																		
F. 15	TEXAS TECH^	*																		
F. 19	UCF^	*																		
F. 22	at Kansas^	*																		
F. 25	IOWA ST.^	*																		
M. 1	at Baylor^	*																		
M. 5	at UCF^	*																		
M. 8	CINCINNATI^	*																		

Players



6 / BRANDON NEWMAN



Guard / 6-5 / 200 / Graduate / Valparaiso, Ind.

Career Statistics:

* = Season did not count toward eligibility (COVID-19)

Season	School	GP-GS	MIN/MPG	FGM-A	FG%	3FGM-A	3FG%	FTM-A	FT%	OR	DR	TR	RPG	PF-FO	A	TO	BLK	STL	TP	PPG
2019-20	Purdue (Fr.)																			
				Redshirted																
2020-21	Purdue (R-Fr.) *	28-23	663/23.7	78-196	.398	39-103	.379	30-32	.938	11	87	98	3.5	53-1	37	44	11	21	225	8.0
2021-22	Purdue (R-So.)	25-1	313/12.5	35-109	.321	27-84	.321	19-24	.792	3	44	47	1.9	33-1	16	14	5	10	116	4.6
2022-23	Purdue (R-Jr.)	35-6	623/17.8	67-185	.362	35-113	.310	41-55	.745	13	97	110	3.1	52-0	38	36	11	18	210	6.0
2023-24	Western Ky. (R-Sr.)	34-34	875/25.7	117-289	.405	51-156	.327	60-82	.732	22	159	181	5.3	64-1	55	58	9	44	345	10.1
2024-25	OK State (Gr.)	19-0	363/19.1	44-104	.423	21-60	.350	23-29	.793	17	41	58	3.1	28-0	12	24	4	11	132	6.9
	OSU TOTALS	19-0	363/19.1	44-104	.423	21-60	.350	23-29	.793	17	41	58	3.1	28-0	12	24	4	11	132	6.9
	NCAA CAREER	141-64	2836/20.1	341-883	.386	173-516	.335	173-222	.779	66	428	494	3.5	230-3	158	176	40	104	1028	7.3

Quick Facts

Major	Pursuing Graduate Certificate B.S. Organizational Leadership (Purdue '22)
Birthday	Jan. 15
Instagram	@ballislife_219
X (Twitter)	-

Season Bests

PTS	18	SOUTHERN ILLINOIS	11/14/24
REB	10	vs. Florida Atlantic	11/21/24
AST	2	2x, Last: ARIZONA	1/21/25
STL	3	SOUTHERN ILLINOIS	11/14/24
BLK	1	4x, Last: COLORADO	1/18/25
FGM	7	SOUTHERN ILLINOIS	11/14/24
3FGM	3	3x, Last: at Seton Hall	12/8/24
FTM	5	vs. Florida Atlantic	11/21/24
MIN	30:22	ARIZONA	1/21/25

NCAA Career Bests (All Schools)

PTS	29	MINNESOTA	1/30/21
REB	12	at California Baptist	12/19/23
AST	5	3x, Last: ILLINOIS	3/5/23
STL	4	FIU	1/25/24
BLK	5	FLORIDA A&M	12/29/22
FGM	9	MINNESOTA	1/30/21
3FGM	5	2x, Last: MINNESOTA	1/30/21
FTM	9	EASTERN KY.	12/3/23
MIN	37	2x, Last: EASTERN KY.	12/3/23

Miscellaneous Benchmarks

Category	'24-25	OSU Career	NCAA Career
10+ Points	6	6	48
20+ Points	-	-	2
30+ Points	-	-	0
10+ Rebounds	1	1	3
5+ Assists	-	-	3
10+ Assists	-	-	0
Double-Doubles (P-R)	-	-	1
Triple-Doubles	-	-	0
Dunks	-	-	-
Fouls Drawn	19	19	-
Pts. Leader	2	2	-
Reb. Leader	1	1	-
Ast. Leader	-	-	-

Profile:

- "Shooting wing" has been part of champion runs in both the Big Ten and Conference USA on teams that have combined for nearly 100 wins (98-36, .731 in four seasons).
- Has played for Lutz at three different stops (Purdue, Western Kentucky and now OSU).
- Second-leading scorer and an honorable mention all-conference performer at WKU.
- Averaged 10.1 points, 5.3 rebounds and 1.3 steals while knocking down 51 threes.
- Scored 15 points on 4-of-7 three-point shooting in the CUSA title game to earn a spot on the all-tournament team and send the Hilltoppers back to the Big Dance for the first time since 2013.
- 2023 Purdue graduate, spent a total of four years in West Lafayette, Ind. but burned just two seasons of eligibility thanks to a redshirt (2019-20) and a bonus year from the COVID-19 pandemic (2020-21).
- Helped the Boilermakers to a 76-24 record over three-year span (2020-23) along with three NCAA tournament trips, highlighted by a run to the 2022 Sweet 16.
- Four-star high school recruit rated No. 75 by Rivals and No. 80 by ESPN.com in the Class of 2019.
- Finished second in Indiana Mr. Basketball voting behind 2023 Warriors draftee Trayce Jackson-Davis.

Game-by-Game

Date	Opponent	GS	Min	FG	%	3Pt	%	FT	%	OR	DR	TR	RPG	PF	A	TO	Blk	Stl	TP	PPG
N. 4	GREEN BAY		19:23	1-2	.500	0-0	---	0-0	---	1	2	3	3.0	0	2	0	0	1	2	2.0
N. 10	ST. THOMAS		21:31	2-7	.286	2-5	.400	0-0	---	1	5	6	4.5	2	1	2	1	0	6	4.0
N. 14	SOUTHERN ILL.		20:48	7-9	.778	3-4	.750	1-3	.333	0	0	0	3.0	3	0	1	0	3	18	8.7
N. 21	vs. Fla. Atlantic		23:20	2-10	.200	0-4	.000	5-6	.833	7	3	10	4.8	1	0	1	0	0	9	8.8
N. 22	vs. Miami		13:26	3-5	.600	3-4	.750	0-0	---	0	1	1	4.0	0	1	0	0	0	9	8.8
N. 24	vs. Nevada		14:31	1-3	.333	0-2	.000	2-2	1.000	0	1	1	3.5	3	1	1	0	1	4	8.0
D. 4	at Tulsa		17:40	5-7	.714	1-2	.500	0-0	---	0	3	3	3.4	1	0	1	1	0	11	8.4
D. 8	at Seton Hall		26:23	5-8	.625	3-6	.500	0-0	---	0	4	4	3.5	2	1	4	1	0	13	9.0
D. 14	vs. Oklahoma		23:20	2-6	.333	0-4	.000	2-2	1.000	1	1	2	3.3	2	0	3	0	1	6	8.7
D. 18	TARLETON ST.		11:26	1-3	.333	0-1	.000	0-0	---	0	2	2	3.2	1	0	1	0	0	2	8.0
D. 22	ORAL ROBERTS		17:12	1-4	.250	0-3	.000	1-2	.500	1	2	3	3.2	2	0	2	0	0	3	7.5
D. 30	HOUSTON*		24:10	4-11	.364	2-5	.400	2-2	1.000	1	3	4	3.3	1	0	0	0	2	12	7.9
J. 4	at West Virginia*		09:06	0-3	.000	0-1	.000	0-0	.000	0	2	2	3.2	3	1	0	0	0	0	7.3
J. 7	KANSAS ST.*		24:18	2-4	.500	2-3	.667	3-4	.750	1	3	4	3.2	0	1	1	0	0	9	7.4
J. 11	at Utah*		21:38	3-8	.375	2-5	.400	2-2	1.000	1	2	3	3.2	2	0	3	0	0	10	7.6
J. 14	at BYU*		09:12	0-1	.000	0-1	.000	0-0	---	0	0	0	3.0	1	1	3	0	1	0	7.1
J. 18	COLORADO*		17:42	1-3	.333	1-3	.333	0-0	---	0	1	1	2.9	1	1	1	1	1	3	6.9
J. 21	ARIZONA*		30:22	3-7	.429	2-6	.333	4-4	1.000	3	2	5	3.0	1	2	0	0	1	12	7.2
J. 26	at Texas Tech*		17:05	1-3	.333	0-1	.000	1-2	.500	0	4	4	3.1	2	0	0	0	0	3	6.9
J. 29	at Kansas St.*																			
F. 1	UTAH*																			
F. 4	at Houston*																			
F. 9	ARIZONA ST.*																			
F. 12	at TCU*																			
F. 15	TEXAS TECH*																			
F. 19	UCF*																			
F. 22	at Kansas*																			
F. 25	IOWA ST.*																			
M. 1	at Baylor*																			
M. 5	at UCF*																			
M. 8	CINCINNATI*																			

Players



7 / KIRK COLE



Guard | 6-1 | 165 | Junior | Yukon, Okla.

Career Statistics:

Season	School	GP-GS	MIN/MPG	FGM-A	FG%	3FGM-A	3FG%	FTM-A	FT%	OR	DR	TR	RPG	PF-FO	A	TO	BLK	STL	TP	PPG
2021-22	Troy (Fr.)	2-0	9/4.7	1-3	.333	0-0	.000	1-2	.500	0	1	1	0.5	1-0	1	1	0	1	3	1.5
2022-23	Troy (So.)	7-0	31/4.5	3-14	.214	0-5	.000	0-0	---	0	0	0	0.0	1-0	1	1	0	3	6	0.9
2023-24	Did Not Play																			
2024-25	OK State (Jr.)	3-0	3/0.9	0-1	.000	0-1	.000	0-0	.000	0	0	0	0.0	0-0	0	0	0	0	0	0.0
	OSU TOTALS	3-0	3/0.9	0-1	.000	0-1	.000	0-0	.000	0	0	0	0.0	0-0	0	0	0	0	0	0.0
	NCAA CAREER	12-0	43/3.6	4-18	.222	0-6	.000	1-2	.500	0	1	1	0.1	2-0	2	2	0	4	9	0.8

Quick Facts

Major	Strategic Communication / Advertising & Public Relations
Birthday	May 28
Instagram	@kirkcole12
X (Twitter)	-

Season Bests

PTS	-		
REB	-		
AST	-		
STL	-		
BLK	-		
FGM	-		
3FGM	-		
FTM	-		
MIN	1:42	at Tulsa	12/4/24

NCAA Career Bests (All Schools)

PTS	4	SOUTHERN N.O.	11/23/22
REB	1	RUST	12/1/21
AST	1	2x, Last: MONTEVALLO	11/7/22
STL	1	4x, Last: LA. MONROE	1/21/23
BLK	-	-	-
FGM	2	SOUTHERN N.O.	11/23/22
3FGM	-	-	-
FTM	1	RUST	12/1/21
MIN	10	MSW	11/10/22

Miscellaneous Benchmarks

Category	'24-25	OSU Career	NCAA Career
10+ Points	-	-	0
20+ Points	-	-	0
30+ Points	-	-	0
10+ Rebounds	-	-	0
5+ Assists	-	-	0
10+ Assists	-	-	0
Double-Doubles (P-R)	-	-	0
Triple-Doubles	-	-	0
Dunks	-	-	-
Fouls Drawn	-	-	-
Pts. Leader	-	-	-
Reb. Leader	-	-	-
Ast. Leader	-	-	-

Profile:

- Second year OSU student and first as member of the Cowboy Basketball program.
- Appeared in nine games over two seasons at Troy University in the Sun Belt Conference.
- Helped the Trojans to back-to-back 20 win seasons for the first time in two decades and a bid to the 2022 CBI.
- Totaled nine points, two assists and four steals in 40 minutes of action.
- A 2021 graduate of Southwest Covenant School in Yukon, Okla.
- Finished his career with 1,444 points and twice led Oklahoma Class A in scoring.
- Missed six weeks to an MCL early in his senior season but returned to average 24 points per game.
- Selected for the Oklahoma Coaches Association All-Star game.
- As a junior, led his team to a district championship with a school record 44 points in the title game.
- Son of Kerri and Keith Cole.
- Has a brother, Brady, and a sister, Ashlea.
- A member of OSU's Sigma Chi fraternity.

Game-by-Game

Date	Opponent	GS	Min	FG	%	3Pt	%	FT	%	OR	DR	TR	RPG	PF	A	TO	Blk	Stl	TP	PPG
N. 4	GREEN BAY	dnp																		
N. 10	ST. THOMAS	dnp																		
N. 14	SOUTHERN ILL.	dnp																		
N. 21	vs. Fla. Atlantic	dnp																		
N. 22	vs. Miami	dnp																		
N. 24	vs. Nevada	dnp																		
D. 4	at Tulsa	01:42		0-0	---	0-0	---	0-0	---	0	0	0	0.0	0	0	0	0	0	0	0.0
D. 8	at Seton Hall	dnp																		
D. 14	vs. Oklahoma	dnp																		
D. 18	TARLETON ST.	dnp																		
D. 22	ORAL ROBERTS	dnp																		
D. 30	HOUSTON^	dnp																		
J. 4	at West Virginia^	dnp																		
J. 7	KANSAS ST.^	dnp																		
J. 11	at Utah^	00:44		0-1	.000	0-1	.000	0-0	---	0	0	0	0.0	0	0	0	0	0	0	0.0
J. 14	at BYU^	dnp																		
J. 18	COLORADO^	00:15		0-0	---	0-0	---	0-0	---	0	0	0	0.0	0	0	0	0	0	0	0.0
J. 21	ARIZONA^	dnp																		
J. 26	at Texas Tech^	dnp																		
J. 29	at Kansas St.^																			
F. 1	UTAH^																			
F. 4	at Houston^																			
F. 9	ARIZONA ST.^																			
F. 12	at TCU^																			
F. 15	TEXAS TECH^																			
F. 19	UCF^																			
F. 22	at Kansas^																			
F. 25	IOWA ST.^																			
M. 1	at Baylor^																			
M. 5	at UCF^																			
M. 8	CINCINNATI^																			

Players



13 / CONNOR DOW



Guard / 6-6 / 200 / Sophomore / Broken Arrow, Okla.

Career Statistics:

Season	School	GP-GS	MIN/MPG	FGM-A	FG%	3FGM-A	3FG%	FTM-A	FT%	OR	DR	TR	RPG	PF-FO	A	TO	BLK	STL	TP	PPG
2023-24	OK State (Fr.)	27-7	306/11.3	16-57	.281	12-50	.240	7-9	.778	3	36	39	1.4	17-0	10	10	4	12	51	1.9
2024-25	OK State (So.)	9-1	53/5.9	5-9	.556	4-6	.667	0-2	.000	4	2	6	0.7	10-0	2	3	1	3	14	1.6
OSU TOTALS		36-8	359/10.0	21-66	.318	16-56	.286	7-11	.636	7	38	45	1.3	27-0	12	13	5	15	65	1.8

Quick Facts

Major	Marketing
Birthday	Feb. 19
Instagram	@connordoww
X (Twitter)	@connordow_3

Season Bests

PTS	6	COLORADO	1/18/25
REB	2	COLORADO	1/18/25
AST	2	at Tulsa	12/4/24
STL	1	3x, Last: at Utah	1/11/25
BLK	1	ST. THOMAS	11/10/24
FGM	2	2x, Last: COLORADO	1/18/25
3FGM	2	COLORADO	1/18/25
FTM	-		
MIN	12:06	COLORADO	1/18/25

NCAA Career Bests (All Schools)

PTS	9	ABILENE CHRISTIAN	11/6/23
REB	7	at Kansas	1/30/24
AST	2	3x, Last: at Tulsa	12/4/24
STL	2	2x, Last: TEXAS TECH	3/5/24
BLK	1	5x, Last: ST. THOMAS	11/10/24
FGM	3	ABILENE CHRISTIAN	11/6/23
3FGM	3	ABILENE CHRISTIAN	11/6/23
FTM	3	KANSAS	1/16/24
MIN	29	at Kansas	1/30/24

Miscellaneous Benchmarks

Category	'24-25	OSU Career	NCAA Career
10+ Points	-	-	0
20+ Points	-	-	0
30+ Points	-	-	0
10+ Rebounds	-	-	0
5+ Assists	-	-	0
10+ Assists	-	-	0
Double-Doubles (P-R)	-	-	0
Triple-Doubles	-	-	0
Dunks	-	1	
Fouls Drawn	2	13	
Pts. Leader	-	-	
Reb. Leader	-	1	
Ast. Leader	-	-	

Profile:

- Pure shooter who can get his shot off from just about anywhere due to his 6-6 frame and high basketball IQ.
- One of just three returners from the 2023-24 squad.
- Saw time in 27 of the 32 games and averaged 1.9 points in 11.3 minutes.
- Finished with more steals (12) than turnovers (10).
- Cracked the starting lineup for seven games in late January and early February.
- Delivered six points, three rebounds, two assists and a steal in his first career start at K-State (Jan. 20).
- Scored a season-high nine points on 3-of-7 three-point shooting in his collegiate debut against Abilene Christian (Nov. 6).
- Combined for 15 points on 4-of-9 long-range shooting in Thanksgiving Week wins over New Orleans (Nov. 20) and Houston Christian (Nov. 24).
- Named to The Oklahoman's Super 5 first team as one of the state's five-biggest hoops standouts.
- Three-star recruit graded out as the No. 3 prospect in the state of Oklahoma and among the top 250 nationally in the Class of 2023, per 247sports.
- Committed to OSU in September of his senior year over Jacksonville State, Omaha, Oral Roberts, South Dakota State and Toledo.
- Son of Chris and Angie Dow. Father played basketball at Evangel University.

Game-by-Game

Date	Opponent	GS	Min	FG	%	3Pt	%	FT	%	OR	DR	TR	RPG	PF	A	TO	Blk	Stl	TP	PPG
N. 4	GREEN BAY		02:46	0-0	---	0-0	---	0-0	---	1	0	1	1.0	0	0	0	0	0	0	0.0
N. 10	ST. THOMAS	*	09:37	1-2	.500	1-1	1.000	0-0	---	0	0	0	0.5	3	0	1	1	1	3	1.5
N. 14	SOUTHERN ILL.		dnp																	
N. 21	vs. Fla. Atlantic		00:32	0-0	---	0-0	---	0-0	---	0	0	0	0.3	0	0	0	0	0	0	1.0
N. 22	vs. Miami		dnp																	
N. 24	vs. Nevada		dnp																	
D. 4	at Tulsa		05:57	0-2	.000	0-1	.000	0-0	---	0	1	1	0.5	1	2	0	0	1	0	0.8
D. 8	at Seton Hall		00:02	0-0	---	0-0	---	0-0	---	0	0	0	0.4	0	0	0	0	0	0	0.6
D. 14	vs. Oklahoma		dnp																	
D. 18	TARLETON ST.		dnp																	
D. 22	ORAL ROBERTS		dnp																	
D. 30	HOUSTON^		dnp																	
J. 4	at West Virginia^		dnp																	
J. 7	KANSAS ST.^		dnp																	
J. 11	at Utah^		07:04	0-0	---	0-0	---	0-2	.000	0	0	0	0.3	2	0	1	0	1	0	0.5
J. 14	at BYU^		07:04	2-3	.667	1-2	.500	0-0	---	0	1	1	0.4	0	0	0	0	0	5	1.1
J. 18	COLORADO^		12:06	2-2	1.000	2-2	1.000	0-0	---	2	0	2	0.6	3	0	0	0	0	6	1.8
J. 21	ARIZONA^		08:04	0-0	---	0-0	---	0-0	---	1	0	1	0.7	1	0	1	0	0	0	1.6
J. 26	at Texas Tech^		dnp																	
J. 29	at Kansas St.^																			
F. 1	UTAH^																			
F. 4	at Houston^																			
F. 9	ARIZONA ST.^																			
F. 12	at TCU^																			
F. 15	TEXAS TECH^																			
F. 19	UCF^																			
F. 22	at Kansas^																			
F. 25	IOWA ST.^																			
M. 1	at Baylor^																			
M. 5	at UCF^																			
M. 8	CINCINNATI^																			

Players



14 / JAMYRON KELLER

OSU Guard / 6-3 / 210 / Sophomore / St. Matthews, S.C.

Career Statistics:

Season	School	GP-GS	MIN/MPG	FGM-A	FG%	3FGM-A	3FG%	FTM-A	FT%	OR	DR	TR	RPG	PF-FO	A	TO	BLK	STL	TP	PPG
2023-24	OK State (Fr.)	25-8	488/19.5	59-119	.496	15-54	.278	30-38	.789	11	38	49	2.0	40-0	34	31	0	12	163	6.5
2024-25	OK State (So.)	19-10	357/18.8	37-105	.352	15-56	.268	24-31	.774	7	32	39	2.1	31-1	22	16	1	12	113	5.9
OSU TOTALS		44-18	845/19.2	96-224	.429	30-110	.273	54-69	.783	18	70	88	2.0	71-1	56	47	1	24	276	6.3

Quick Facts

Major	Entrepreneurship
Birthday	Feb. 17
Instagram	@keller1k_
X (Twitter)	@jamyronkeller

Season Bests

PTS	15	at BYU	1/14/25
REB	5	at Utah	1/11/25
AST	3	3x, Last: at Texas Tech	1/26/25
STL	2	2x, Last: at Texas Tech	1/26/25
BLK	1	at Tulsa	12/4/24
FGM	5	2x, Last: at BYU	1/14/25
3FGM	4	at BYU	1/14/25
FTM	4	2x, Last: HOUSTON	12/30/24
MIN	30:53	at Texas Tech	1/26/25

Career Bests

PTS	22	BYU	2/17/24
REB	6	at BYU	3/9/24
AST	4	OKLAHOMA (in OT)	2/24/24
STL	2	4x, Last: at Texas Tech	1/26/25
BLK	1	at Tulsa	12/4/24
FGM	8	BYU	2/17/24
3FGM	4	2x, Last: at BYU	1/14/25
FTM	5	at Cincinnati	2/21/24
MIN	37:49	BYU	2/17/24

Miscellaneous Benchmarks

Category	'24-25	OSU Career	NCAA Career
10+ Points	4	10	10
20+ Points	-	1	1
30+ Points	-	0	0
10+ Rebounds	-	0	0
5+ Assists	-	0	0
10+ Assists	-	0	0
Double-Doubles (P-R)	-	0	0
Triple-Doubles	-	0	0
Dunks	2	7	7
Fouls Drawn	27	61	61
Pts. Leader	2	4	4
Reb. Leader	-	2	2
Ast. Leader	3	6	6

Profile:

- Tough competitor who can shoot, get downhill and create.
- Described as a junk yard dog, blue collar type of player.
- One of three Cowboy returners from last year.
- Appeared in 25 games overall and averaged 6.5 points, 2.0 rebounds and 1.4 assists.
- Shot 49.6% from the field, including 67.7% from inside the arc (44-of-65).
- Fell behind early after missing October and the first half of November to a thumb injury but played his way into the starting lineup over the final eight games while averaging 9.4 points.
- Clocks a total of 24 minutes in the eight January conference games but averaged more than 30 in February and March after Bryce Thompson's season-ending injury opened a path to more playing time.
- Celebrated his 19th birthday (Feb. 17) with his first career start and scored 22 points without missing a shot (8/8 FG, 4/4 3pt, 2/2 FT) in an upset of No. 19 BYU.
- Had a stellar collegiate debut with 18 points on 7-of-10 shooting (4/7 3pt) vs. New Orleans (Nov. 20).
- 2022-23 UIL Texas Class 5A Player of the Year was a four-year starter at Ellison High School and finished as the program's all-time scoring leader (2,284+). Led the Eagles to a 37-3 record and a runner-up finish in Class 5A (the school's first state tournament appearance in 31 years).
- Three-star recruit ranked No. 132 by Rivals and No. 139 by 247sports in the Class of 2023.
- Has a large collection of colognes (more than 100 and counting).

Game-by-Game

Date	Opponent	GS	Min	FG	%	3Pt	%	FT	%	OR	DR	TR	RPG	PF	A	TO	Blk	Stl	TP	PPG
N. 4	GREEN BAY		10:30	0-3	.000	0-2	.000	2-2	1.000	0	0	0	0.0	1	2	2	0	1	2	2.0
N. 10	ST. THOMAS		17:10	2-4	.500	1-3	.333	0-0	---	1	0	1	0.5	0	0	0	0	1	5	3.5
N. 14	SOUTHERN ILL.		13:03	1-5	.200	0-3	.000	2-2	1.000	0	2	2	1.0	1	1	0	0	0	4	3.7
N. 21	vs. Fla. Atlantic		18:53	3-9	.333	1-4	.250	0-0	---	0	3	3	1.5	2	2	1	0	0	7	4.5
N. 22	vs. Miami		15:53	1-6	.167	0-3	.000	0-0	---	1	0	1	1.4	1	0	1	0	0	2	4.0
N. 24	vs. Nevada		14:05	1-2	.500	1-2	.500	2-4	.500	0	0	0	1.2	2	0	0	0	0	5	4.2
D. 4	at Tulsa		10:30	1-3	.333	0-1	.000	0-0	---	0	2	2	1.3	3	1	0	1	1	2	3.9
D. 8	at Seton Hall		20:13	5-9	.556	2-6	.333	2-2	1.000	0	2	2	1.4	2	3	1	0	1	14	5.1
D. 14	vs. Oklahoma		16:25	2-3	.667	1-1	1.000	0-0	---	1	2	3	1.6	2	0	0	0	1	5	5.1
D. 18	TARLETON ST. *		25:37	3-7	.429	0-3	.000	4-4	1.000	0	2	2	1.6	1	3	0	0	0	10	5.6
D. 22	ORAL ROBERTS *		17:17	4-6	.667	1-2	.500	1-1	1.000	0	3	3	1.7	4	1	1	0	0	10	6.0
D. 30	HOUSTON *		21:46	0-5	.000	0-2	.000	4-4	1.000	0	0	0	1.6	0	0	0	0	1	4	5.8
J. 4	at West Virginia *		18:49	0-2	.000	0-1	.000	0-0	---	0	2	2	1.6	1	2	1	0	0	0	5.4
J. 7	KANSAS ST. *		20:31	3-8	.375	1-4	.250	0-0	---	1	2	3	1.7	2	2	2	0	0	7	5.5
J. 11	at Utah *		19:03	2-7	.286	2-5	.400	0-1	.000	3	2	5	1.9	1	1	0	0	1	6	5.5
J. 14	at BYU *		28:58	4-6	.625	4-6	.667	1-2	.500	0	1	1	1.9	5	1	1	0	2	15	6.1
J. 18	COLORADO *		13:45	0-4	.000	0-3	.000	2-2	1.000	0	4	4	2.0	1	0	1	0	0	2	5.9
J. 21	ARIZONA *		24:02	2-8	.250	0-2	.000	2-3	.667	0	2	2	2.0	1	0	3	0	1	6	5.9
J. 26	at Texas Tech *		30:53	2-6	.333	1-3	.333	2-4	.500	0	3	3	2.1	1	3	2	0	2	7	5.9
J. 29	at Kansas St. *																			
F. 1	UTAH *																			
F. 4	at Houston *																			
F. 9	ARIZONA ST. *																			
F. 12	at TCU *																			
F. 15	TEXAS TECH *																			
F. 19	UCF *																			
F. 22	at Kansas *																			
F. 25	IOWA ST. *																			
M. 1	at Baylor *																			
M. 5	at UCF *																			
M. 8	CINCINNATI *																			

Players



19 / ANDRIJA VUKOVIC



Forward / 6-10 / 245 / Freshman / Belgrade, Serbia

Career Statistics:

Season	School	GP-GS	MIN/MPG	FGM-A	FG%	3FGM-A	3FG%	FTM-A	FT%	OR	DR	TR	RPG	PF-FO	A	TO	BLK	STL	TP	PPG
2024-25	OK State (Fr.)	4-0	21/5.1	1-1	1.000	0-0	---	7-13	.538	1	2	3	0.8	3-0	0	1	0	0	9	2.3
OSU TOTALS		4-0	21/5.1	1-1	1.000	0-0	---	7-13	.538	1	2	3	0.8	3-0	0	1	0	0	9	2.3

Quick Facts

Major	Undeclared
Birthday	Jan. 18
Instagram	@vukovica19
X (Twitter)	@AndrijaVukovi19

Season / Career Bests

PTS	6	ORAL ROBERTS	12/22/24
REB	2	at Utah	1/11/25
AST	-	-	-
STL	-	-	-
BLK	-	-	-
FGM	1	TARLETON ST.	12/18/24
3FGM	-	-	-
FTM	6	ORAL ROBERTS	12/22/24
MIN	12:39	ORAL ROBERTS	12/22/24

Miscellaneous Benchmarks

Category	'24-25	OSU Career	NCAA Career
10+ Points	-	0	0
20+ Points	-	0	0
30+ Points	-	0	0
10+ Rebounds	-	0	0
5+ Assists	-	0	0
10+ Assists	-	0	0
Double-Doubles (P-R)	-	0	0
Triple-Doubles	-	0	0
Dunks	-	0	0
Fouls Drawn	7	7	7
Pts. Leader	-	0	0
Reb. Leader	-	0	0
Ast. Leader	-	0	0

Profile:

- Former pick-and-roll partner of Oklahoma City Thunder draftee Nikola Topic brings size and strength to the Cowboy frontcourt.
- Is OSU's lone true freshman but will turn 20 in January and has spent the past two seasons competing against seasoned pros in the Basketball League of Serbia.
- Graduated from Prva Sportska Košarkaška Gimnazija Koledž Beograd (The First Sport Basketball College Belgrade), a specialized secondary school program in Belgrade, Serbia.
- During that time, played parts of two seasons against professionals in the Basketball League of Serbia while maintaining his amateur status.
- Appeared in 22 games with eight starts for KK Vršac during the 2023-24 season.
- Averaged 6.1 points and 2.5 rebounds in 13.0 minutes per game while shooting 65.8% from the field.
- Suited up 12 times with FMP Beograd in 2022-23.
- Prior to that, played on youth teams sponsored by Serbian powerhouse Red Star (Crvena Zvezda)... Helped the U19 squad to back-to-back semifinal appearances (2020-22) while playing alongside 2024 Oklahoma City Thunder draftee Nikola Topic.
- Selected to compete in the U16 European Championship as a member of the Serbian Junior National Team, but the event was ultimately canceled due to the COVID-19 pandemic.
- Born in Podgorica, Montenegro. Moved with his family to Belgrade in 2018.
- Favorite NBA player is Nikola Jokic.

Game-by-Game

Date	Opponent	GS	Min	FG	%	3Pt	%	FT	%	OR	DR	TR	RPG	PF	A	TO	Blk	Stl	TP	PPG
N. 4	GREEN BAY	dnp																		
N. 10	ST. THOMAS	dnp																		
N. 14	SOUTHERN ILL.	dnp																		
N. 21	vs. Fla. Atlantic	dnp																		
N. 22	vs. Miami	dnp																		
N. 24	vs. Nevada	dnp																		
D. 4	at Tulsa	03:41	0-0	---		0-0	---	1-2	.500	0	0	0	0.0	1	0	1	0	0	1	1.0
D. 8	at Seton Hall	dnp																		
D. 14	vs. Oklahoma	dnp																		
D. 18	TARLETON ST.	2:00	1-1	1.000		0-0	---	0-0	---	0	0	0	0.0	0	0	0	0	0	2	1.5
D. 22	ORAL ROBERTS	12:39	0-0	---		0-0	---	6-10	.600	1	0	1	0.3	1	0	0	0	0	6	3.0
D. 30	HOUSTON^	dnp																		
J. 4	at West Virginia^	dnp																		
J. 7	KANSAS ST.^	dnp																		
J. 11	at Utah^	02:13	0-0	---		0-0	---	0-1	.000	0	2	2	0.8	1	0	0	0	0	0	2.3
J. 14	at BYU^	dnp																		
J. 18	COLORADO^	dnp																		
J. 21	ARIZONA^	dnp																		
J. 26	at Texas Tech^	dnp																		
J. 29	at Kansas St.^																			
F. 1	UTAH^																			
F. 4	at Houston^																			
F. 9	ARIZONA ST.^																			
F. 12	at TCU^																			
F. 15	TEXAS TECH^																			
F. 19	UCF^																			
F. 22	at Kansas^																			
F. 25	IOWA ST.^																			
M. 1	at Baylor^																			
M. 5	at UCF^																			
M. 8	CINCINNATI^																			

Players



24 / PATRICK SUEMNICK



Forward | 6-8 | 255 | Graduate | Green Bay, Wisc.

Career Statistics:

* = Season did not count toward eligibility (COVID-19)

Season	School	GP-GS	MIN/MPG	FGM-A	FG%	3FGM-A	3FG%	FTM-A	FT%	OR	DR	TR	RPG	PF-FO	A	TO	BLK	STL	TP	PPG
2020-21	Robert Morris (Fr.) *	16-0	135/8.4	13-22	.591	0-0	---	12-18	.667	10	16	26	1.6	30-1	1	11	9	4	38	2.4
2021-22	Triton (So.)	Junior College																		
2022-23	West Virginia (Jr.)	21-0	114/5.4	12-24	.500	2-3	.667	3-7	.429	13	14	27	1.3	9-0	3	5	4	2	29	1.4
2023-24	West Virginia (Sr.)	32-6	449/14.0	48-89	.539	2-5	.400	32-53	.604	46	36	82	2.6	51-1	7	20	9	8	130	4.1
2024-25	OK State (Gr.)	18-1	196/10.9	18-36	.500	0-1	.000	14-30	.467	18	17	35	1.9	23-0	5	7	4	5	50	2.8
OSU TOTALS		18-1	196/10.9	18-36	.500	0-1	.000	14-30	.467	18	17	35	1.9	23-0	5	7	4	5	50	2.8
NCAA CAREER		87-7	894/10.3	91-171	.532	4-9	.444	61-108	.565	87	83	170	2.0	113-2	16	43	26	19	247	2.8

Quick Facts

Major	Pursuing graduate certificate Bachelor of Integrated Studies (West Virginia '24)
Birthday	Aug. 22
Instagram	@patrick_suemnick
X (Twitter)	@SuemnickPatrick

Season Bests

PTS	11	ST. THOMAS	11/10/24
REB	5	vs. Oklahoma	12/14/24
AST	1	5x, Last: at Texas Tech	1/26/25
STL	2	ST. THOMAS	11/10/24
BLK	2	at Seton Hall	12/8/25
FGM	5	ST. THOMAS	11/10/24
3FGM			
FTM	4	COLORADO	1/18/25
MIN	20:01	ST. THOMAS	11/10/24

NCAA Career Bests (All Schools)

PTS	20	KANSAS	1/20/24
REB	7	at Oklahoma	1/17/24
AST	2	KANSAS	1/20/24
STL	2	2x, Last: ST. THOMAS	11/10/24
BLK	2	3x, Last: CINCINNATI	1/31/24
FGM	8	KANSAS	1/20/24
3FGM	1	4x, Last: DREXEL	12/9/23
FTM	6	TEXAS	1/13/24
MIN	35	KANSAS	1/20/24

Miscellaneous Benchmarks

Category	'24-25	OSU Career	NCAA Career
10+ Points	2	2	6
20+ Points	-	-	1
30+ Points	-	-	0
10+ Rebounds	-	-	0
5+ Assists	-	-	0
10+ Assists	-	-	0
Double-Doubles (P-R)	-	-	0
Triple-Doubles	-	-	0
Dunks	5	5	
Fouls Drawn	20	20	
Pts. Leader	-	-	
Reb. Leader	-	-	
Ast. Leader	-	-	

Profile:

- Former first team NJCAA All-American is battle-tested after two years at Big 12 rival West Virginia.
- Can play in the post or out on the perimeter.
- 2023-24 CSC Academic All-District and NABC Honors Court selection.
- Shot 54% from the field and ranked second on the team in offensive efficiency (109.2 oRtg).
- In conference play, ranked third among Big 12 regulars in offensive rebounding percentage (13.8) and was seventh in fouls-drawn-per-40 (4.7).
- Averaged 8.5 points on 64.9% shooting (24-of-37) in eight games against AP top-25 opponents, highlighted by a career-high 20 point, six rebound effort against No. 3 Kansas on Jan. 20.
- A First Team NJCAA All-American during his sophomore season at Triton College in River Grove, Ill.
- Started his collegiate career at Robert Morris and learned the ropes behind a veteran front court.
- Was also a high school baseball standout, playing pitcher and first base with a fastball in the 90s.
- Son of Mike Suemnick and Susan Suemnick. One of 10 siblings.
- Grew up working at his family's restaurant (The Market Bear & Grill).
- Runs his own kids basketball camp every summer back in Wisconsin.

Game-by-Game

Date	Opponent	GS	Min	FG	%	3Pt	%	FT	%	OR	DR	TR	RPG	PF	A	TO	Blk	Stl	TP	PPG
N. 4	GREEN BAY		11:22	1-2	.500	0-0	---	0-2	.000	2	0	2	2.0	4	0	2	0	1	2	2.0
N. 10	ST. THOMAS		20:01	5-6	.833	0-0	---	1-2	.500	1	0	1	1.5	1	1	0	0	2	11	6.5
N. 14	SOUTHERN ILL. *		11:32	0-0	---	0-0	---	2-2	1.000	2	0	2	1.7	1	0	0	0	1	2	5.0
N. 21	vs. Fla. Atlantic		08:52	0-3	.000	0-0	---	0-0	---	0	0	0	1.3	0	0	0	0	0	0	3.8
N. 22	vs. Miami		08:02	2-2	1.000	0-0	---	0-0	---	1	2	3	1.6	1	0	0	0	0	4	3.8
N. 24	vs. Nevada		13:35	1-1	1.000	0-0	---	1-2	.500	1	1	2	1.7	2	0	0	0	0	3	3.7
D. 4	at Tulsa		12:39	0-0	---	0-0	---	1-4	.250	0	0	0	1.4	2	0	3	1	0	1	3.3
D. 8	at Seton Hall		11:23	1-1	1.000	0-0	---	1-2	.500	1	1	2	1.5	0	1	0	2	0	3	3.3
D. 14	vs. Oklahoma		14:11	0-2	.000	0-1	.000	1-2	.500	0	5	5	1.9	1	0	0	0	1	1	3.0
D. 18	TARLETON ST.		06:43	0-1	.000	0-0	---	0-0	---	1	0	1	1.8	2	0	1	0	0	0	2.7
D. 22	ORAL ROBERTS		dnp																	
D. 30	HOUSTON^		03:43	1-2	.500	0-0	---	0-0	---	1	0	1	1.7	1	0	1	0	0	2	2.6
J. 4	at West Virginia^		11:36	1-2	.500	0-0	---	1-4	.250	1	2	3	1.8	0	0	0	1	0	3	2.7
J. 7	KANSAS ST.^		06:06	1-1	1.000	0-0	---	1-4	.250	0	0	0	1.7	0	0	0	0	0	3	2.7
J. 11	at Utah^		07:26	0-2	.000	0-0	---	0-0	---	1	2	3	1.8	1	0	0	0	0	0	2.5
J. 14	at BYU^		11:19	1-5	.200	0-0	---	1-2	.500	3	1	4	1.9	1	1	0	0	0	3	2.5
J. 18	COLORADO^		14:37	3-4	.750	0-0	---	4-4	1.000	3	1	4	2.1	2	0	0	0	0	10	3.0
J. 21	ARIZONA^		11:01	0-1	.000	0-0	---	0-0	---	0	2	2	2.1	3	1	0	0	0	0	2.8
J. 26	at Texas Tech^		11:24	1-1	1.000	0-0	---	0-0	---	0	0	0	1.9	1	1	0	0	0	2	2.8
J. 29	at Kansas St.^																			
F. 1	UTAH^																			
F. 4	at Houston^																			
F. 9	ARIZONA ST.^																			
F. 12	at TCU^																			
F. 15	TEXAS TECH^																			
F. 19	UCF^																			
F. 22	at Kansas^																			
F. 25	IOWA ST.^																			
M. 1	at Baylor^																			
M. 5	at UCF^																			
M. 8	CINCINNATI^																			

Players



25 / ROBERT JENNINGS II



Forward | 6-7 | 230 | Junior | Desoto, Texas

Career Statistics:

Season	School	GP-GS	MIN/MPG	FGM-A	FG%	3FGM-A	3FG%	FTM-A	FT%	OR	DR	TR	RPG	PF-FO	A	TO	BLK	STL	TP	PPG
2022-23	Texas Tech (Fr.)	30-4	262/8.7	26-61	.426	3-9	.333	26-40	.650	30	28	58	1.9	28-0	4	10	6	8	81	2.7
2023-24	Texas Tech (So.)	31-10	382/12.3	48-91	.527	0-0	.000	41-55	.745	51	52	103	3.3	61-2	15	27	6	7	137	4.4
2024-25	OK State (Jr.)	19-19	349/18.4	32-74	.432	5-20	.250	51-61	.836	20	51	71	3.7	48-0	5	24	6	11	120	6.3
OSU TOTALS		19-19	349/18.4	32-74	.432	5-20	.250	51-61	.836	20	51	71	3.7	48-0	5	24	6	11	120	6.3
NCAA CAREER		80-33	993/12.4	106-226	.469	8-29	.276	118-156	.756	101	131	232	2.9	137-2	24	61	18	26	338	4.2

Quick Facts

Major	Management
Birthday	Dec. 2
Instagram	@_rj25
X (Twitter)	@RJGetBuckets

Season Bests

PTS	16	vs. Florida Atlantic	11/21/24
REB	11	vs. Florida Atlantic	11/21/24
AST	1	5x, Last: COLORADO	1/18/25
STL	2	HOUSTON	12/30/24
BLK	2	vs. Miami	11/22/24
FGM	5	vs. Florida Atlantic	11/21/24
3FGM	2	vs. Nevada	11/24/24
FTM	7	COLORADO	1/18/25
MIN	27:38	vs. Florida Atlantic	11/21/24

NCAA Career Bests (All Schools)

PTS	16	vs. Florida Atlantic	11/21/24
REB	11	vs. Florida Atlantic	11/21/24
AST	2	4x, Last: at Oklahoma St.	3/5/24
STL	2	4x, Last: HOUSTON	12/30/24
BLK	2	2x, Last: vs. Miami	11/22/24
FGM	7	CINCINNATI	2/3/24
3FGM	2	vs. Nevada	11/24/24
FTM	7	COLORADO	1/18/25
MIN	28	at Iowa St.	2/17/24

Miscellaneous Benchmarks

Category	'24-25	OSU Career	NCAA Career
10+ Points	4	4	7
20+ Points	-	-	0
30+ Points	-	-	0
10+ Rebounds	1	1	1
5+ Assists	-	-	0
10+ Assists	-	-	0
Double-Doubles (P-R)	1	1	1
Triple-Doubles	-	-	0
Dunks	7	7	
Fouls Drawn	49	49	
Pts. Leader	2	2	
Reb. Leader	2	2	
Ast. Leader	-	-	

Profile:

- Rugged power forward excels at the little things that impact winning, especially on the defensive end.
- Explosive athlete, both vertically and horizontally, and plays with a high motor at all times.
- A play-maker at the rim and in transition.
- Former four-star recruit spent the past two seasons at Texas Tech, where he steadily improved, eventually working his way into the starting lineup for the last month of his sophomore season for a team that earned a No. 6 seed in the NCAA tournament.
- Following starter Warren Washington's season ending foot injury, started nine of the last 10 games while averaging 6.7 points and 5.2 rebounds in 19 minutes.
- Fell short of the minutes minimum but would have otherwise ranked eighth nationally in offensive rebounding percentage, per Kenpom, grabbing 16.3% of opponent misses during his time on the floor, including 17.4% in Big 12 play.
- Scored in double-figures three times, highlighted by a 14-point, six-rebound effort against Cincinnati.
- Home schooled his last two years of high school but participated in athletics through the Texas Alliance of Christian Athletes. Prior to that, attended Desoto High School.
- Plays the drums.
- High school AAU coach was former Cowboy Byron Eaton.

Game-by-Game

Date	Opponent	GS	Min	FG	%	3Pt	%	FT	%	OR	DR	TR	RPG	PF	A	TO	Blk	Stl	TP	PPG
N. 4	GREEN BAY	*	17:39	1-3	.333	1-1	1.000	5-6	.833	2	1	3	3.0	2	0	0	1	1	8	8.0
N. 10	ST. THOMAS	*	19:46	2-4	.500	0-1	.000	4-4	1.000	1	2	3	3.0	2	0	2	1	0	8	8.0
N. 14	SOUTHERN ILL.	*	17:44	0-2	.000	0-1	.000	3-4	.750	0	3	3	3.0	0	0	0	0	1	3	6.3
N. 21	vs. Fla. Atlantic	*	27:38	5-8	.625	1-1	1.000	5-6	.833	0	11	11	5.0	4	0	3	0	1	16	8.8
N. 22	vs. Miami	*	25:33	1-2	.500	0-0	---	4-4	1.000	1	1	2	4.4	2	0	0	2	0	6	8.2
N. 24	vs. Nevada	*	18:25	2-3	.667	2-3	.667	5-6	.833	1	2	3	4.2	1	0	1	0	0	11	8.7
D. 4	at Tulsa	*	15:26	2-3	.667	0-0	---	0-0	---	1	4	5	4.3	3	1	1	0	1	4	8.0
D. 8	at Seton Hall	*	29:16	5-7	.714	1-3	.333	3-4	.750	1	3	4	4.3	4	0	2	0	0	14	8.8
D. 14	vs. Oklahoma	*	17:41	2-5	.400	0-1	.000	0-0	---	1	3	4	4.2	3	0	2	1	1	4	8.2
D. 18	TARLETON ST.	*	11:24	0-1	.000	0-1	.000	1-2	.500	0	3	3	4.1	4	0	2	0	0	1	7.5
D. 22	ORAL ROBERTS	*	16:57	3-6	.500	0-0	---	3-4	.750	3	2	5	4.2	1	1	2	0	1	9	7.6
D. 30	HOUSTON^	*	26:12	2-6	.333	0-1	.000	6-6	1.000	1	4	5	4.3	3	0	0	1	2	10	7.8
J. 4	at West Virginia^	*	11:49	1-4	.250	0-2	.000	1-1	1.000	2	2	4	4.2	1	0	3	0	1	3	7.5
J. 7	KANSAS ST.^	*	19:52	1-4	.250	0-1	.000	2-2	1.000	1	3	4	4.2	4	1	1	0	1	4	7.2
J. 11	at Utah^	*	15:47	1-3	.333	0-1	.000	0-0	---	1	3	4	4.2	2	0	0	0	0	2	6.9
J. 14	at BYU^	*	16:50	1-4	.250	0-1	.000	2-4	.500	0	1	1	4.0	3	1	1	0	1	4	6.7
J. 18	COLORADO^	*	14:50	1-3	.333	0-0	---	7-8	.875	3	1	4	4.0	3	1	1	0	0	9	6.8
J. 21	ARIZONA^	*	07:18	1-2	.500	0-0	---	0-0	---	0	0	0	3.8	4	0	1	0	0	2	6.6
J. 26	at Texas Tech^	*	18:54	1-4	.250	0-2	.000	0-0	---	1	2	3	3.7	2	0	2	0	0	2	6.3
J. 29	at Kansas St.^																			
F. 1	UTAH^																			
F. 4	at Houston^																			
F. 9	ARIZONA ST.^																			
F. 12	at TCU^																			
F. 15	TEXAS TECH^																			
F. 19	UCF^																			
F. 22	at Kansas^																			
F. 25	IOWA ST.^																			
M. 1	at Baylor^																			
M. 5	at UCF^																			
M. 8	CINCINNATI^																			

Players



33 / ABOU OUSMANE



Forward | 6-10 | 245 | Fifth Year | Brooklyn, N.Y.

Career Statistics:

* = Season did not count toward eligibility (COVID-19)

Season	School	GP-GS	MIN/MPG	FGM-A	FG%	3FGM-A	3FG%	FTM-A	FT%	OR	DR	TR	RPG	PF-FO	A	TO	BLK	STL	TP	PPG
2020-21	North Texas (Fr.) *	26-0	195/7.5	34-62	.548	0-0	---	8-21	.381	19	37	56	2.2	39-1	4	12	10	4	76	2.9
2021-22	North Texas (So.)	32-32	764/23.9	135-271	.498	0-0	---	56-101	.554	65	126	191	6.0	92-1	17	41	29	16	326	10.2
2022-23	North Texas (Jr.)	34-34	829/24.4	151-310	.487	0-2	.000	76-108	.704	86	118	204	6.0	104-6	36	50	45	29	378	11.1
2023-24	Xavier (Sr.)	34-29	725/21.3	100-215	.465	1-4	.250	27-60	.450	94	124	218	6.4	115-7	44	50	42	24	228	6.7
2024-25	OK State (5th)	18-17	433/24.1	84-158	.532	8-13	.615	51-73	.699	38	71	109	6.1	43-2	18	34	15	17	227	12.6
OSU TOTALS		18-17	433/24.1	84-158	.532	8-13	.615	51-73	.699	38	71	109	6.1	43-2	18	34	15	17	227	12.6
NCAA CAREER		144-112	2947/20.5	504-1016	.496	9-19	.474	218-363	.601	302	476	778	5.4	393-17	119	187	141	90	1235	8.6

Quick Facts

Major	University Studies
Birthday	Apr. 7
Instagram	@lamAbouOusmane
X (Twitter)	@lamAbouOusmane

Season Bests

PTS	27	KANSAS ST.	1/7/25
REB	11	at West Virginia	1/4/25
AST	4	SOUTHERN ILL.	11/14/24
STL	4	at West Virginia	1/4/25
BLK	2	3x, Last: ORAL ROBERTS	12/22/24
FGM	11	KANSAS ST.	1/7/25
3FGM	1	8x, Last: at Texas Tech	1/26/25
FTM	9	ORAL ROBERTS	12/22/24
MIN	30:13	HOUSTON	12/30/24

NCAA Career Bests (All Schools)

PTS	37	at UTSA	12/22/22
REB	13	PROVIDENCE	2/21/24
AST	4	SOUTHERN ILL.	11/14/24
STL	4	2x, Last: at West Virginia	1/4/25
BLK	5	4x, Last: VILLANOVA	2/7/24
FGM	15	at UTSA	12/22/22
3FGM	1	9x, Last: at Texas Tech	1/26/25
FTM	9	ORAL ROBERTS	12/22/24
MIN	37	at UAB	2/19/22

Miscellaneous Benchmarks

Category	'24-25	OSU Career	NCAA Career
10+ Points	12	12	58
20+ Points	1	1	7
30+ Points	-	-	1
10+ Rebounds	2	2	19
5+ Assists	-	-	0
10+ Assists	-	-	0
5+ Blocks	-	-	4
Double-Doubles (P-R)	2	2	12
Triple-Doubles	-	-	0
Dunks	8	8	
Fouls Drawn	52	52	
Pts. Leader	3	3	
Reb. Leader	9	9	
Ast. Leader	1	1	

Profile:

- Veteran big man with 1,000 points and over 100 starts at the Division I level.
- Has played postseason basketball in all four years of his collegiate career.
- Xavier's leading rebounder last year (6.4 rpg).
- Started 29 games and was leading rebounder (6.4) on a Xavier team that earned a bid to the NIT.
- Also averaged 6.7 points and finished ninth on the Big East blocks list (1.24).
- The nation's 39th-best offensive rebounder, per KenPom, grabbing 14.1% of opponent misses.
- Snagged 10+ rebounds on seven occasions and posted four double-doubles.
- Prior to Xavier, played three years at North Texas and was an all-conference performer on the Mean Green's 2023 NIT championship squad.
- First generation American; Parents immigrated from West Africa.
- Has 10 siblings, including six brothers and four sisters.

Game-by-Game

Date	Opponent	GS	Min	FG	%	3Pt	%	FT	%	OR	DR	TR	RPG	PF	A	TO	Blk	Stl	TP	PPG
N. 4	GREEN BAY	*	19:52	5-10	.500	1-1	1.000	5-5	1.000	4	4	8	8.0	0	1	1	1	0	16	16.0
N. 10	ST. THOMAS		dnp																	
N. 14	SOUTHERN ILL.		24:57	8-10	.800			2-3	.667	3	1	4	6.0	1	4	3	2	3	18	17.0
N. 21	vs. Fla. Atlantic	*	11:36	3-8	.375	1-1	1.000	0-2	.000	1	2	3	5.0	5	0	2	1	1	7	13.7
N. 22	vs. Miami	*	20:40	3-5	.600	1-1	1.000	1-2	.500	3	2	5	5.0	2	2	0	0	1	8	12.3
N. 24	vs. Nevada	*	25:01	3-8	.375	0-0	---	5-8	.625	2	4	6	5.2	4	0	1	1	0	11	12.0
D. 4	at Tulsa	*	21:42	5-10	.500	1-1	1.000	2-3	.667	2	5	7	5.5	1	1	0	2	1	13	12.2
D. 8	at Seton Hall	*	19:45	6-9	.667	1-1	1.000	0-0	---	1	2	3	5.1	4	0	3	1	0	13	12.3
D. 14	vs. Oklahoma	*	20:15	4-8	.500	0-1	.000	1-2	.500	0	4	4	5.0	3	1	3	0	0	9	11.9
D. 18	TARLETON ST.	*	27:06	3-9	.333	0-2	.000	2-2	1.000	3	4	7	5.2	2	3	2	1	2	8	11.4
D. 22	ORAL ROBERTS	*	26:14	5-9	.556	0-0	---	9-9	1.000	2	5	7	5.4	1	0	2	2	1	19	12.2
D. 30	HOUSTON^	*	30:13	2-3	.667	0-0	---	1-2	.500	2	4	6	5.5	0	0	2	0	1	5	11.5
J. 4	at West Virginia^	*	28:24	6-13	.462	0-1	.000	2-2	1.000	4	7	11	5.9	4	0	2	0	4	14	11.8
J. 7	KANSAS ST.^	*	28:24	11-15	.733	1-1	1.000	4-4	1.000	4	1	5	5.8	3	0	0	2	0	27	12.9
J. 11	at Utah^	*	20:53	3-10	.300	1-1	1.000	1-2	.500	1	4	5	5.8	2	0	2	1	1	8	12.6
J. 14	at BYU^	*	26:42	5-8	.625	0-1	.000	3-4	.750	1	6	7	5.9	2	3	1	1	0	13	12.6
J. 18	COLORADO^	*	25:07	5-8	.625	0-0	---	4-8	.500	0	5	5	5.8	1	2	4	0	1	14	12.7
J. 21	ARIZONA^	*	28:59	4-8	.500	0-0	---	6-10	.600	2	4	6	5.8	3	1	2	0	1	14	12.8
J. 26	at Texas Tech^	*	27:09	3-7	.429	1-1	1.000	3-5	.600	3	7	10	6.1	5	0	4	0	0	10	12.6
J. 29	at Kansas St.^																			
F. 1	UTAH^																			
F. 4	at Houston^																			
F. 9	ARIZONA ST.^																			
F. 12	at TCU^																			
F. 15	TEXAS TECH^																			
F. 19	UCF^																			
F. 22	at Kansas^																			
F. 25	IOWA ST.^																			
M. 1	at Baylor^																			
M. 5	at UCF^																			
M. 8	CINCINNATI^																			

Players

34 / **TYLER CARON**

Forward / 6-8 / 210 / Graduate / Longview, Texas

Career Statistics:

* = Season did not count toward eligibility (COVID-19)

Season	School	GP-GS	MIN/MPG	FGM-A	FG%	3FGM-A	3FG%	FTM-A	FT%	OR	DR	TR	RPG	PF-FO	A	TO	BLK	STL	TP	PPG
2019-20	St. Mary's TX (Fr.)																			
	Redshirt Year																			
2020-21	St. Mary's TX (R-Fr.) *	13-13	372/28.6	48-128	.375	20-57	.351	42-50	.840	17	59	76	5.8	42-4	20	25	10	8	158	12.2
2021-22	St. Mary's TX (So.)	21-21	618/29.4	81-173	.468	34-95	.358	50-61	.820	35	80	115	5.5	41-1	26	31	14	14	246	11.7
2022-23	St. Mary's TX (Jr.)	28-28	800/28.6	114-275	.415	56-145	.386	63-71	.887	39	75	114	4.1	57-0	33	36	9	25	347	12.4
2023-24	St. Mary's TX (Sr.)	28-27	761/27.2	112-226	.496	63-143	.441	57-70	.814	39	81	120	4.3	46-1	33	30	23	14	344	12.3
2024-25	OK State (Gr.)	4-0	7/1.8	2-4	.500	1-3	.333	0-0	.000	0	1	1	0.3	0-0	0	0	1	1	5	1.3
	OSU TOTALS	4-0	7/1.8	2-4	.500	1-3	.333	0-0	.000	0	1	1	0.3	0-0	0	0	1	1	5	1.3
	NCAA CAREER	94-89	2558/27.2	357-806	.443	174-443	.393	212-252	.841	130	296	426	4.5	186-6	112	122	57	62	1100	11.7

Quick Facts

Major	Grad Certificate (Rec Management) B.S. Exercise & Sport Science (St. Mary's '24)
Birthday	Sept. 7
Instagram	@tylercaron20
X (Twitter)	@TylerjCaron15

Season Bests

PTS	3	at BYU	1/14/25
REB	1	at BYU	1/14/25
AST	-		
STL	1	at Tulsa	12/4/24
BLK	1	at Tulsa	12/4/24
FGM	1	2x, Last: at BYU	1/14/25
3FGM	1	at BYU	1/14/25
FTM	-		
MIN	4:28	at BYU	1/14/25

NCAA Career Bests (All Schools)

PTS	29	EASTERN N.M.	12/3/22
REB	11	HUSTON-TILLOTSON	12/4/21
AST	5	at Ark.-Fort Smith	1/12/23
STL	4	at Cameron	12/10/22
BLK	5	ST. EDWARD'S	2/27/24
FGM	11	EASTERN N.M.	12/3/22
3FGM	6	ST. EDWARD'S	2/27/24
FTM	11	at Okla. Christian	2/27/21
MIN	41	at Texas A&M-Kingsville	3/3/23

Miscellaneous Benchmarks

Category	'24-25	OSU Career	NCAA Career
10+ Points	-	-	55
20+ Points	-	-	7
30+ Points	-	-	0
10+ Rebounds	-	-	4
5+ Assists	-	-	1
10+ Assists	-	-	0
Double-Doubles (P-R)	-	-	3
Triple-Doubles	-	-	0
Dunks	1	1	
Fouls Drawn	-	-	
Pts. Leader	-	-	
Reb. Leader	-	-	
Ast. Leader	-	-	

Profile:

- Walk-on forward is in his sixth year of college basketball and first at the Division I level.
- Brings size and an excellent three-point shooting stroke.
- An all-conference forward and a member of the 1,000-point club at St. Mary's University in San Antonio, Texas.
- Finished as the school's career leader in three-point field goals (179), breaking a mark that had stood for 26 years. Also ended among the school's all-time top-10 in free throw percentage (6th, .841) and three-point percentage (10th, .393).
- In 90 career games, totaled 1,095 points and 425 rebounds.
- Averaged 12.3 points and 4.3 rebounds as a senior in 2023-24 and knocked down 63 threes (2.25 per game) on 44% accuracy.
- Scored his 1,000th career point against Dallas Baptist on Feb. 20, 2024.
- Averaged a career-best 12.4 points as a junior in 2022-23 and earned third team All-Lone Star honors as well as a spot on the Lone Star Commissioners Honor Roll.

Game-by-Game

Date	Opponent	GS	Min	FG	%	3Pt	%	FT	%	OR	DR	TR	RPG	PF	A	TO	Blk	Stl	TP	PPG
N. 4	GREEN BAY	dnp																		
N. 10	ST. THOMAS	dnp																		
N. 14	SOUTHERN ILL.	dnp																		
N. 21	vs. Fla. Atlantic	dnp																		
N. 22	vs. Miami	dnp																		
N. 24	vs. Nevada	dnp																		
D. 4	at Tulsa	01:42	1-2	.500	0-1	.000	0-0	---	0	0	0	0.0	0	0	0	1	1	2	2.0	
D. 8	at Seton Hall	dnp																		
D. 14	vs. Oklahoma	dnp																		
D. 18	TARLETON ST.	dnp																		
D. 22	ORAL ROBERTS	dnp																		
D. 30	HOUSTON^	dnp																		
J. 4	at West Virginia^	dnp																		
J. 7	KANSAS ST.^	dnp																		
J. 11	at Utah^	00:44	0-1	.000	0-1	.000	0-0	---	0	0	0	0.0	0	0	0	0	0	0	1.0	
J. 14	at BYU^	04:28	1-1	1.000	1-1	1.000	0-0	---	0	1	1	0.3	0	0	0	0	0	3	1.7	
J. 18	COLORADO^	00:15	0-0	---	0-0	---	0-0	---	0	0	0	0.3	0	0	0	0	0	0	1.3	
J. 21	ARIZONA^	dnp																		
J. 26	at Texas Tech^	dnp																		
J. 29	at Kansas St.^																			
F. 1	UTAH^																			
F. 4	at Houston^																			
F. 9	ARIZONA ST.^																			
F. 12	at TCU^																			
F. 15	TEXAS TECH^																			
F. 19	UCF^																			
F. 22	at Kansas^																			
F. 25	IOWA ST.^																			
M. 1	at Baylor^																			
M. 5	at UCF^																			
M. 8	CINCINNATI^																			

Players



55 / C.J. SMITH



Forward | 6-7 | 205 | Sophomore | Oklahoma City, Okla.

Career Statistics:

Season	School	GP-GS	MIN/MPG	FGM-A	FG%	3FGM-A	3FG%	FTM-A	FT%	OR	DR	TR	RPG	PF-FO	A	TO	BLK	STL	TP	PPG
2023-24	Coffeyville CC (Fr.)	Junior College																		
2024-25	OK State (So.)																			
OSU TOTALS		0-0	0/-	0-0	---	0-0	---	0-0	---	0	0	0	-	0-0	0	0	0	0	0	-

Profile:

- Former Putnam City North standout joins the Cowboys as a walk-on.
- Was a starter last year at JUCO power Coffeyville Community College.
- Played his freshman season (2023-24) at Coffeyville Community College in southeastern Kansas.
- Appeared in 30 games with 21 starts for the Red Ravens and averaged 8.3 points and 4.6 rebounds.
- Earned Super 5 second team (all-state, all classes) and first team All-Big City (OKC metro) honors from the Daily Oklahoman following a standout senior year at Putnam City North High School.
- Averaged 17.2 points while leading his team to a 24-3 record with wins over the eventual Class 4A and 5A state champs.
- Named First Team All-Class 6A by the Oklahoma Coaches Association.
- Prior to attending PCN, helped Heritage Hall to back-to-back 4A state tournament appearances, highlighted by a 2021 runner-up finish as a sophomore.
- Hit a buzzer-beater in overtime to send his team to the semifinals and was later named to the Tulsa World's all-state tournament squad.
- Played summer ball for Team Griffin on the Nike EYBL circuit alongside future teammate Connor Dow.
- Longtime Cowboy Basketball fan, grew up attending games and camps at Gallagher-Iba.
- Chose jersey No. 55 in honor of his father, who wore that number in high school.
- Can speak French, Chinese and Spanish.

Quick Facts

Major	Psychology
Birthday	Aug. 7
Instagram	@thecjsmith_
X (Twitter)	@ImCjsmith



23 / MIKEY KELVIN II



Forward | 6-6 | 200 | Fifth Year | Kingston, Ontario, Canada

Career Statistics:

Season	School	GP-GS	MIN/MPG	FGM-A	FG%	3FGM-A	3FG%	FTM-A	FT%	OR	DR	TR	RPG	PF-FO	A	TO	BLK	STL	TP	PPG
2020-21	Queens (Fr.)	Season Canceled (COVID-19)																		
2021-22	Queens (So.)	1-0	7/7.0	1-2	.500	0-0	---	1-2	.500	-	-	4	4.0	1	0	0	0	0	3	3.0
2022-23	Queens (Jr.)	34-26	749/22.0	100-241	.415	50-145	.345	27-35	.771	-	-	193	5.7	66	18	26	29	17	277	8.1
2023-24	Queens (Sr.)	34-18	825/24.3	116-261	.444	70-186	.376	43-58	.741	-	-	186	5.5	62	26	30	36	29	345	10.1
2024-25	OK State (5th)																			
OSU TOTALS		0-0	0/-	0-0	---	0-0	---	0-0	---	0	0	0	-	0-0	0	0	0	0	0	-
U SPORTS TOTALS		69-44	1581/22.9	217-504	.431	120-331	.363	71-95	.747	-	-	383	5.6	129	44	56	65	46	625	9.1

Profile:

- Former Canadian college standout transitions to NCAA basketball after three seasons and a national runner-up finish at Queens University in Ontario.
- Helped the Gaels to three straight national quarterfinal appearances in Canada's March Madness equivalent, the USPORTS Final 8.
- Averaged 10.1 points, 5.5 rebounds and 1.1 blocks as a senior for a team that finished 30-6, won the OUA Wilson Cup (Ontario's provincial conference title) and reached the national championship game. It was the school's best-ever finish in the national tournament and its first conference title since 1952.
- Knocked down 2.2 threes on 39.6% accuracy during the regular season.
- Finished with a double-double (13 points, 10 rebounds) and made a game-tying three-pointer with 72 seconds left in the Wilson Cup final.
- A 2020 graduate of Holy Cross Catholic Secondary.
- Started playing basketball as a junior following a growth spurt.
- Can play a number of different instruments, including the guitar.

Quick Facts

Major	University Studies
Birthday	Oct. 3
Instagram	@Michael.kelvinii
X (Twitter)	-



2024-25 Oklahoma St. Men's Basketball Combined Team Statistics All games

Page 1/1
as of Jan 26, 2025

Game Records

Record	Overall	Home	Away	Neutral
ALL GAMES	10-9	7-2	2-4	1-3
CONFERENCE	2-6	2-2	0-4	0-0
NON-CONFERENCE	8-3	5-0	2-0	1-3

Score by Periods

Team	1st	2nd	OT	TOT
Oklahoma St.	639	751	0	1390
Opponents	650	763	0	1413

Team Box Score

No.	Player				Total		3-Point		F-Throw		Rebounds													
		GP-GS	MIN	AVG	FG-FGA	FG%	3FG-3FGA	3FG%	FT-FTA	FT%	OFF	DEF	TOT	AVG	PF	DQ	A	TO	BLK	STL	PTS	AVG		
33	OUSMANE, Abou	18-17	432:58	24.1	84-158	.532	8-13	.615	51-73	.699	38	71	109	6.1	43	2	18	34	15	17	227	12.6		
0	AVERY, Marchelus	19-0	430:17	22.6	74-179	.413	34-93	.366	46-64	.719	32	63	95	5.0	35	1	27	25	11	16	228	12.0		
1	THOMPSON, Bryce	19-19	465:36	24.5	72-170	.424	18-53	.340	55-69	.797	4	45	49	2.6	37	1	29	30	1	19	217	11.4		
6	NEWMAN, Brandon	19-0	362:33	19.1	44-104	.423	21-60	.350	23-29	.793	17	41	58	3.1	28	0	12	24	4	11	132	6.9		
5	BRANTLEY, Khalil	18-14	407:19	22.6	36-90	.400	6-21	.286	41-56	.732	19	34	53	2.9	41	1	47	34	3	24	119	6.6		
2	DEAN, Arturo	18-5	414:41	23.0	41-106	.387	7-25	.280	28-39	.718	12	35	47	2.6	34	0	52	31	1	35	117	6.5		
25	JENNINGS, Robert	19-19	349:01	18.4	32-74	.432	5-20	.250	51-61	.836	20	51	71	3.7	48	0	5	24	6	11	120	6.3		
14	KELLER, Jamyron	19-10	357:22	18.8	37-105	.352	15-56	.268	24-31	.774	7	32	39	2.1	31	1	22	16	1	12	113	5.9		
24	SUEMNICK, Pat	18-1	195:32	10.9	18-36	.500	0-1	.000	14-30	.467	18	17	35	1.9	23	0	5	7	4	5	50	2.8		
19	VUKOVIC, Andrija	4-0	20:33	5.1	1-1	1.000	0-0	.000	7-13	.538	1	2	3	0.8	3	0	0	1	0	0	9	2.3		
4	DAVIS, Davonte	19-9	299:22	15.8	15-49	.306	5-28	.179	4-7	.571	11	21	32	1.7	39	1	16	11	1	11	39	2.1		
13	DOW, Connor	9-1	53:11	5.9	5-9	.556	4-6	.667	0-2	.000	4	2	6	0.7	10	0	2	3	1	3	14	1.6		
34	CARON, Tyler	4-0	07:10	1.8	2-4	.500	1-3	.333	0-0	.000	0	1	1	0.3	0	0	0	0	1	1	5	1.3		
7	COLE, Kirk	3-0	02:42	0.9	0-1	.000	0-1	.000	0-0	.000	0	0	0	0.0	0	0	0	0	0	0	0	0.0		
35	BOBIK, Jaxton	1-0	01:42	1.7	0-0	.000	0-0	.000	0-0	.000	0	0	0	0.0	0	0	0	0	0	0	0	0.0		
Team											49	35	84					15						
Total		19	3800		461-1086	.424	124-380	.326	344-474	.726	232	450	682	35.9	372	7	235	255	49	165	1390	73.2		
Opponents		19	3800		494-1044	.473	160-454	.352	265-383	.692	153	457	610	32.1	366	6	263	282	78	138	1413	74.4		

Team Statistics

	OSU	OPP
Scoring	1390	1413
Points per game	73.2	74.4
Scoring margin	-1.2	-
Field goals-att	461-1086	494-1044
Field goal pct	.424	.473
3 point fg-att	124-380	160-454
3-point FG pct	.326	.352
3-pt FG made per game	6.5	8.4
Free throws-att	344-474	265-383
Free throw pct	.726	.692
F-Throws made per game	18.1	13.9
Rebounds	682	610
Rebounds per game	35.9	32.1
Rebounding margin	+3.8	-
Assists	235	263
Assists per game	12.4	13.8
Turnovers	255	282
Turnovers per game	13.4	14.8
Turnover margin	+1.4	-
Assist/turnover ratio	0.9	0.9
Steals	165	138
Steals per game	8.7	7.3
Blocks	49	78
Blocks per game	2.6	4.1
Winning streak	0	-
Home win streak	0	-
Attendance	56546	63307
Home games-Avg/Game	9-6283	6-10551
Neutral site-Avg/Game	-	4-4029

Team Results

Date	Opponent		Score	Att.
11/04/2024	Green Bay	W	89-76	7251
11/10/2024	St. Thomas (MN)	W	80-71	5447
11/14/2024	Southern Ill.	W	85-78	5804
11/21/2024	vs Fla. Atlantic	L	78-86	1818
11/22/2024	vs Miami (FL)	W	80-74	1936
11/24/2024	vs Nevada	L	78-90	2063
12/04/2024	at Tulsa	W	76-55	4590
12/08/2024	at Seton Hall	W	85-76	8791
12/14/2024	vs Oklahoma	L	65-80	10300
12/18/2024	Tarleton St.	W	66-61	5188
12/22/2024	Oral Roberts	W	86-74	6349
12/30/2024	Houston	L	47-60	7365
01/04/2025	at West Virginia	L	50-69	11753
01/07/2025	Kansas St.	W	79-66	5540
01/11/2025	at Utah	L	62-83	7922
01/14/2025	at BYU	L	69-85	16457
01/18/2025	Colorado	W	83-73	7247
01/21/2025	Arizona	L	78-92	6355
01/26/2025	at Texas Tech	L	54-64	13794



2024-25 Oklahoma St. Men's Basketball Combined Team Statistics In Conference games

Page 1/1
as of Jan 26, 2025

Game Records

Record	Overall	Home	Away	Neutral
ALL GAMES	2-6	2-2	0-4	0-0
CONFERENCE	2-6	2-2	0-4	0-0
NON-CONFERENCE	0-0	0-0	0-0	0-0

Score by Periods

Team	1st	2nd	OT	TOT
Oklahoma St.	241	281	0	522
Opponents	294	298	0	592

Team Box Score

No.	Player				Total		3-Point		F-Throw		Rebounds													
		GP-GS	MIN	AVG	FG-FGA	FG%	3FG-3FGA	3FG%	FT-FTA	FT%	OFF	DEF	TOT	AVG	PF	DQ	A	TO	BLK	STL	PTS	AVG		
33	OUSMANE, Abou	8-8	215:51	27.0	39-72	.542	3-5	.600	24-37	.649	17	38	55	6.9	20	1	6	17	4	8	105	13.1		
1	THOMPSON, Bryce	8-8	202:32	25.3	32-72	.444	7-22	.318	30-38	.789	2	16	18	2.3	17	0	12	19	1	8	101	12.6		
0	VERY, Marchelus	8-0	177:53	22.2	27-70	.386	14-42	.333	17-23	.739	11	22	33	4.1	12	0	9	11	6	5	85	10.6		
6	NEWMAN, Brandon	8-0	153:33	19.2	14-40	.350	9-25	.360	12-14	.857	6	17	23	2.9	11	0	6	8	1	5	49	6.1		
14	KELLER, Jamyron	8-8	177:47	22.2	14-48	.292	8-26	.308	11-16	.688	4	16	20	2.5	12	1	9	10	0	7	47	5.9		
2	DEAN, Arturo	7-5	174:29	24.9	14-42	.333	3-12	.250	5-11	.455	5	11	16	2.3	16	0	19	13	0	12	36	5.1		
25	JENNINGS, Robert	8-8	131:31	16.4	9-30	.300	0-8	.000	18-21	.857	9	16	25	3.1	22	0	3	9	1	5	36	4.5		
5	BRANTLEY, Khalil	7-3	153:29	21.9	9-25	.360	1-5	.200	5-8	.625	8	13	21	3.0	14	0	16	15	0	6	24	3.4		
24	SUEMNICK, Pat	8-0	77:12	9.7	8-18	.444	0-0	.000	7-14	.500	9	8	17	2.1	9	0	3	1	1	0	23	2.9		
13	DOW, Connor	4-0	34:18	8.6	4-5	.800	3-4	.750	0-2	.000	3	1	4	1.0	6	0	0	2	0	1	11	2.8		
34	CARON, Tyler	3-0	05:28	1.8	1-2	.500	1-2	.500	0-0	.000	0	1	1	0.3	0	0	0	0	0	0	3	1.0		
4	DAVIS, Davonte	8-0	92:45	11.6	1-10	.100	0-6	.000	0-0	.000	0	3	3	0.4	16	0	5	4	0	4	2	0.3		
7	COLE, Kirk	2-0	00:60	0.5	0-1	.000	0-1	.000	0-0	.000	0	0	0	0.0	0	0	0	0	0	0	0	0.0		
19	VUKOVIC, Andrija	1-0	02:13	2.2	0-0	.000	0-0	.000	0-1	.000	0	2	2	2.0	1	0	0	0	0	0	0	0.0		
Team											16	13	29					6						
Total		8	1600		172-435	.395	49-158	.310	129-185	.697	90	177	267	33.4	156	2	88	115	14	61	522	65.3		
Opponents		8	1600		205-421	.487	61-180	.339	121-166	.729	58	207	265	33.1	152	3	121	108	33	67	592	74.0		

Team Statistics

	OSU	OPP
Scoring		
Points per game	522	592
Scoring margin	65.3	74.0
	-8.8	-
Field goals-att		
Field goal pct	172-435	205-421
	.395	.487
3 point fg-att		
3-point FG pct	49-158	61-180
	.310	.339
3-pt FG made per game	6.1	7.6
Free throws-att		
Free throw pct	129-185	121-166
	.697	.729
F-Throws made per game	16.1	15.1
Rebounds		
Rebounds per game	267	265
	33.4	33.1
Rebounding margin	+0.3	-
Assists		
Assists per game	88	121
	11.0	15.1
Turnovers		
Turnovers per game	115	108
	14.4	13.5
Turnover margin	-0.9	-
Assist/turnover ratio	0.8	1.1
Steals		
Steals per game	61	67
	7.6	8.4
Blocks		
Blocks per game	14	33
	1.8	4.1
Winning streak		
Home win streak	0	-
	0	-
Attendance		
Home games-Avg/Game	26507	49926
	4-6627	4-12482
Neutral site-Avg/Game	-	0-0

Team Results

Date	Opponent		Score	Att.
12/30/2024	Houston	L	47-60	7365
01/04/2025	at West Virginia	L	50-69	11753
01/07/2025	Kansas St.	W	79-66	5540
01/11/2025	at Utah	L	62-83	7922
01/14/2025	at BYU	L	69-85	16457
01/18/2025	Colorado	W	83-73	7247
01/21/2025	Arizona	L	78-92	6355
01/26/2025	at Texas Tech	L	54-64	13794



COWBOY BASKETBALL

2024-25 PHOTO ROSTER



0

MARCHELUS "CHI CHI" AVERY
F • 6-8 • 210 • 5th Yr • Richmond, Va.



1

BRYCE THOMPSON
G • 6-6 • 200 • Gr. • Tulsa, Okla.



2

ARTURO DEAN
G • 5-11 • 170 • Jr. • Miami, Fla.



4

DAVONTE "DEVO" DAVIS
G • 6-4 • 185 • 5th Yr • Jacksonville, Ark.



5

KHALIL BRANTLEY
G • 6-1 • 180 • Sr. • Bronx, N.Y.



6

BRANDON NEWMAN
G • 6-5 • 200 • Gr. • Valparaiso, Ind.



7

KIRK COLE
G • 6-1 • 165 • Jr. • Yukon, Okla.



13

CONNOR DOW
G • 6-6 • 200 • So • Broken Arrow, Okla.



14

JAMYRON KELLER
G • 6-3 • 210 • So. • St. Matthews, S.C.



19

ANDRIJA VUKOVIC
F • 6-10 • Fr. • Belgrade, Serbia



23

MIKEY KELVIN II
F • 6-6 • 200 • R-Sr. • Kingston, Ontario



24

PATRICK SUEMNICK
F • 6-8 • 225 • Gr. • Green Bay, Wisc.



25

ROBERT JENNINGS II
F • 6-7 • 230 • Jr. • Desoto, Texas



33

ABOU OUSMANE
F • 6-10 • 245 • 5th Yr • Brooklyn, N.Y.



34

TYLER CARON
F • 6-8 • 210 • Gr. • Longview, Texas



55

C.J. SMITH
F • 6-7 • 205 • So. • Oklahoma City, Okla.