



Cowboys



Men's Basketball

Game Notes

Game 16 • Tuesday, Jan. 14, 2025 • 8 p.m. CT (7 p.m. MT) • Provo, Utah • Marriott Center

OKLAHOMA STATE COWBOYS

9-6 overall (1-3 Big 12)

NET: 115 • KP: 109 • BPI: 105 • T-Rank: 125 • WAB: 101 (-2.59)

Streak: Lost 1 • H: 6-1 (W1) • A: 2-2 (L2) • N: 1-3

Head Coach: Steve Lutz (Texas Lutheran '95)

1st Season at OSU (9-6); 4th Overall (78-41)



vs



BYU COUGARS

10-5 overall (1-3 Big 12)

NET: 48 • KP: 47 • BPI: 34 • T-Rank: 32 • WAB: 69 (-1.30)

Streak: Lost 3 • H: 8-1 (L1) • A: 0-3 (L4) • N: 2-1

Head Coach: Kevin Young (Clayton St. '04)

1st Season at BYU (10-5), Same Overall

COWBOY GAME DAY

TV: ESPN+

(Ted Emrich & Tim Welsh)

Radio: Cowboy Radio Network & The Varsity App
(Dave Hunziker & John Holcomb)

Tickets: byucougars.com

Stats: okstate.statbroadcast.com

Series: BYU leads 5-4 (2-1 in Provo)

Last: 3/9/2024 in Provo (BYU, 85-71)

SCHEDULE / RESULTS

Oct. 26	SMU (Charity Exhibition)	W	89-78
Nov. 4	GREEN BAY	-/-	W 89-76
Nov. 10	ST. THOMAS	-/-	W 80-71
Nov. 14	SOUTHERN ILLINOIS	-/-	W 85-78

Charleston Classic (Charleston, S.C. / TD Arena)

Nov. 21	vs Florida Atlantic	-/-	L 78-86
Nov. 22	vs Miami	rv/-	W 80-74
Nov. 24	vs Nevada	-/rv	L 78-90

Dec. 4	at Tulsa	-/-	W 76-55
Dec. 8	at Seton Hall %	-/-	W 85-76
Dec. 14	vs Oklahoma #	13/17	L 65-80
Dec. 18	TARLETON ST.	-/-	W 66-61
Dec. 22	ORAL ROBERTS	-/-	W 86-74
Dec. 30	HOUSTON *	14/14	L 47-60
Jan. 4	at West Virginia *	rv/rv	L 50-69
Jan. 7	KANSAS ST. *	-/-	W 79-66
Jan. 11	at Utah *	-/-	L 62-83
Jan. 14	at BYU *	8 p.m.	ESPN+
Jan. 18	COLORADO *	2 p.m.	ESPN+
Jan. 21	ARIZONA *	8 p.m.	ESPNU
Jan. 26	at Texas Tech *	2 p.m.	ESPN+
Jan. 29	at Kansas St. *	7 p.m.	CBSSN
Feb. 1	UTAH *	2 p.m.	ESPN+
Feb. 4	at Houston *	7 p.m.	ESPN+
Feb. 9	ARIZONA ST. *	1 p.m.	ESPN+
Feb. 12	at TCU *	6 p.m.	CBSSN
Feb. 15	TEXAS TECH *	2 p.m.	ESPN+
Feb. 19	UCF *	8 p.m.	ESPN2/U
Feb. 22	at Kansas *	3 p.m.	CBS
Feb. 25	IOWA ST. *	7 p.m.	ESPN+
Mar. 1	at Baylor *	7 p.m.	ESPN+
Mar. 5	at UCF *	6 p.m.	ESPN+
Mar. 8	CINCINNATI *	2 p.m.	ESPN+

Big 12 Championship (Kansas City, Mo. / T-Mobile Center)

Mar. 11-15	TBD	-	-
------------	-----	---	---

% = Big EAST/Big 12 Battle * = Big 12 Conference game

= at Paycom Center (Oklahoma City)

Poll rankings listed after opponent (AP/Coaches)






OPENING TIPS

- The Cowboys finish out a two-game tour of the Wasatch Front on Tuesday night against BYU Cougars inside the Marriott Center.
- OSU fell 83-62 to Utah on Saturday evening in Salt Lake City, which is roughly 50 miles up the road from Provo.
- Bryce Thompson** scored a team-high 16 points for the Cowboys, who fell behind 12-0 early and never recovered. The Utes shot 55.6% from the field to OSU's 33.3%, helped by 12 dunks.
- The loss slowed momentum from last Tuesday's 79-66 win over Kansas State, which included a season-high 27 points from **Abou Ousmane** as well as the 1,000th point of **Brandon Newman**'s collegiate career.
- First-year head coach **Steve Lutz** has already doubled OSU's true win total from a season ago (1-9) after December victories at Tulsa and Seton Hall. The latter capped off the Big 12's 6-5 challenge series win over the Big East.
- This is the first and only meeting between OSU and BYU this season. The Cougars are one of five Big 12 opponents who will not appear at Gallagher-Iba Arena (Baylor, KU, TCU, WVU).
- The schools split last year's series with each protecting their home floor. On Feb. 21, 2024

in Stillwater, OSU upset the 19th-ranked Cougars, 93-83. **Jamyron Keller** (one of just three OSU holdovers) celebrated his first career start with 22 points and zero misses (8/8 FG, 4/4 3pt, 2/2 FT). BYU returned the favor with an 85-71 win on its senior night (Mar. 9, 2024).

- Tuesday night will be a busy one for the Marriott Center table crew, as BYU and OSU utilize their benches more than any other teams in the Big 12. Per KenPom, Cougar reserves are clocking 43.4% of the team's overall minutes (7th nationally), just ahead of the Cowboys' 42.2% (11th).
- OSU is one of only two teams nationally (along with DePaul) that have nine regulars* averaging 17.0-or-more minutes per game (*= players who have appeared in at least 75% of team's games).
- Fifth-year forward **Marchelus "Chi Chi" Avery** has scored in double-figures in each of the last three games for OSU and team-best 11 times overall. His season scoring average (12.6 ppg) is the nation's second-highest among players who have not started a game.
- OSU ranks among the Big 12 leaders in steals (9.1), forced turnovers (15.4) and fastbreak points (13.9). The Cowboys are also among the top-25 nationally in free throw makes (17.8) and attempts (24.5).

LAST GAME STARTERS

##	Player (Ht, Pos, Hometown)	GP-GS	Min	Pts	Reb	Ast	Blk	Stl
	25 Robert Jennings II 6-7 • Jr. • F • Desoto, Texas	15-15	19.4	6.9	4.2	0.2	6	10
One of two Cowboys who have started all 15 games... .857 FT% (42/49)								
	33 Abou Ousmane 6-10 • 5th • F • Brooklyn, N.Y.	14-13	23.2	12.6	5.8	0.9	14	15
Averaging team-bests 13.5 ppg, 6.8 rpg in Big 12 play								
	1 Bryce Thompson 6-6 • Gr. • G • Tulsa, Okla.	15-15	23.4	9.9	2.7	1.6	1	16
Saturday at Utah: Team-high 16 points (7/13 FG)								
	5 Khalil Brantley 6-1 • Sr. • G • Bronx, N.Y.	15-14	24.2	7.2	3.2	2.9	3	21
Leads team in minutes played.. 1,291 collegiate points.								
	14 Jamyron Keller 6-3 • So. • G • Bronx, N.Y.	15-6	17.3	5.5	1.9	1.2	1	7
17/20 FT (.850)... 2.00 A:TO ratio... Started last 6 games								

2024-25 Cowboy Basketball Roster

NUMERICAL

##	Name	Pos	Ht	Wt	Cl	Exp	Hometown / Previous School(s)
0	Marchelus "Chi Chi" Avery	F	6-8	210	5th*	TR	Richmond, Va. / Northwest Fla. St. / New Mexico St. / UCF
1	Bryce Thompson	G	6-6	200	Gr.*	3L	Tulsa, Okla. / Kansas
2	Arturo Dean	G	5-11	170	Jr.	TR	Miami, Fla. / FIU
4	Davonte "Devo" Davis	G	6-4	185	5th*	TR	Jacksonville, Ark. / Arkansas
5	Khalil Brantley	G	6-1	180	Sr.	TR	Bronx, N.Y. / La Salle
6	Brandon Newman	G	6-5	200	Gr.*	TR	Valparaiso, Ind. / Purdue / Western Kentucky
7	Kirk Cole	G	6-1	165	Jr.	TR	Yukon, Okla. / Troy
13	Connor Dow	G	6-6	200	So.	1L	Broken Arrow, Okla. / Broken Arrow HS
14	Jamyron Keller	G	6-3	210	So.	1L	St. Matthews, S.C. / Ellison HS (Texas)
19	Andrija Vukovic	F	6-10	245	Fr.	HS	Belgrade, Serbia / First Sport Basketball College Belgrade
23	Mikey Kelvin II	F	6-6	200	R-Sr.	TR	Kingston, Ontario / Queens University (Canada)
24	Patrick Suemnick	F	6-8	225	Gr.*	TR	Green Bay, Wisc. / Robert Morris / Triton / West Virginia
25	Robert Jennings II	F	6-7	230	Jr.	TR	Desoto, Texas / Texas Tech
33	Abou Ousmane	F	6-10	245	5th*	TR	Brooklyn, N.Y. / North Texas / Xavier
34	Tyler Caron	F	6-8	210	Gr.*	TR	Longview, Texas / St. Mary's (TX)
35	Jaxton Bobik	F	6-7	185	R-Fr.	RS	Queen Creek, Ariz. / Queen Creek HS
55	C.J. Smith	F	6-7	205	So.	TR	Oklahoma City, Okla. / Coffeyville (Kan.) CC

ALPHABETICAL

##	Name	Pos	Ht	Wt	Cl	Exp	Hometown / Previous School(s)
0	Marchelus "Chi Chi" Avery	F	6-8	210	5th*	TR	Richmond, Va. / Northwest Fla. St. / New Mexico St. / UCF
35	Jaxton Bobik	F	6-7	185	R-Fr.	RS	Queen Creek, Ariz. / Queen Creek HS
5	Khalil Brantley	G	6-1	180	Sr.	TR	Bronx, N.Y. / La Salle
34	Tyler Caron	F	6-8	210	Gr.*	TR	Longview, Texas / St. Mary's (TX)
7	Kirk Cole	G	6-1	165	Jr.	TR	Yukon, Okla. / Troy
4	Davonte "Devo" Davis	G	6-4	185	5th*	TR	Jacksonville, Ark. / Arkansas
2	Arturo Dean	G	5-11	170	Jr.	TR	Miami, Fla. / FIU
13	Connor Dow	G	6-6	200	So.	1L	Broken Arrow, Okla. / Broken Arrow HS
25	Robert Jennings II	F	6-7	230	Jr.	TR	Desoto, Texas / Texas Tech
14	Jamyron Keller	G	6-3	210	So.	1L	St. Matthews, S.C. / Ellison HS (Texas)
23	Mikey Kelvin II	F	6-6	200	R-Sr.	TR	Kingston, Ontario / Queens University (Canada)
6	Brandon Newman	G	6-5	200	Gr.*	TR	Valparaiso, Ind. / Purdue / Western Kentucky
33	Abou Ousmane	F	6-10	245	5th*	TR	Brooklyn, N.Y. / North Texas / Xavier
55	C.J. Smith	F	6-7	205	So.	TR	Oklahoma City, Okla. / Coffeyville (Kan.) CC
24	Patrick Suemnick	F	6-8	225	Gr.*	TR	Green Bay, Wisc. / Robert Morris / Triton / West Virginia
1	Bryce Thompson	G	6-6	200	Gr.*	3L	Tulsa, Okla. / Kansas
19	Andrija Vukovic	F	6-10	245	Fr.	HS	Belgrade, Serbia / First Sport Basketball College Belgrade

* = Roster classes reflect playing experience. Avery, Caron, Davis, Newman, Ousmane, Suemnick and Thompson received additional eligibility due to COVID-19.

ON THE BENCH

Head Coach: Steve Lutz (Texas Lutheran '95)

Associate Head Coach: James Miller (Colorado State '05)

Assistant Coach: Jeremy Cox (Colorado Mesa '91)

Assistant Coach: Mike Ekanem (Texas Lutheran '05)

Assistant Coach: Robert Guster (Missouri-Rolla '99)

Assistant Coach: Keiton Page (Oklahoma State '12)

Special Assistant to the Head Coach: Scott Sutton (Oklahoma St. '95)

Director of Scouting/Analytics: Isaiah "Zeke" Brooks-Sena (New Mexico '21)

Director of Operations: Alannah Yeats (A&M-Corpus Christi '23)

Strength & Conditioning Coach: Marcus Edwards (Missouri '15)

Athletic Trainer: Kevin Blaske (Missouri Southern '86)

Graduate Assistants: Tre Cobbs, Brady Priess & Jordan Rutherford

PRONUNCIATIONS

Jaxton Bobik	BAW-bick
Khalil Brantley	Ka-LEEL
Tyler Caron	CARE-un
Jamyron Keller	juh-MY-run
Abou Ousmane	ah-BOO OOOE-mawn
Patrick Suemnick	SUM-nick
Andrija Vukovic	On-DREE-uh VOO-koh-vich
Kevin Blaske	BLASS-key
Mike Ekanem	Like "economy" without the "y"
Isaiah Brooks-Sena	SENN-uh
Brady Priess	Price
Alannah Yeats	Yates

COWBOYS BY CLASS

Fifth-Years / Graduate Students: 8
Avery, Caron, Davis, Kelvin, Newman, Ousmane, Suemnick, Thompson

Seniors: 1
Brantley

Juniors: 3
Cole, Dean, Jennings

Sophomores: 3
Dow, Keller, Smith

Freshmen: 2
Bobik (R-Fr.), Vukovic

COWBOYS BY HEIGHT

6-10 (2)	Vukovic, Ousmane
6-8 (3)	Avery, Caron, Suemnick
6-7 (3)	Bobik, Jennings, Smith
6-6 (3)	Dow, Kelvin, Thompson
6-5 (1)	Newman
6-4 (1)	Davis
6-3 (1)	Keller
6-1 (2)	Brantley, Cole
5-11 (1)	Dean

COWBOYS BY STATE

Oklahoma (4)	Cole, Dow, Smith, Thompson
New York (2)	Brantley, Ousmane
Texas (2)	Caron, Jennings
Arizona	Bobik
Arkansas	Davis
Florida	Dean
Indiana	Newman
South Carolina	Keller
Virginia	Avery
Wisconsin	Suemnick
International	Kelvin (Canada), Vukovic (Serbia)

COWBOYS BY OSU TENURE

Fourth Year	1
Thompson (Gr.*)	
Third Year	0

Second Year	3
Bobik (R-Fr.), Dow (So.), Keller (So.)	
First Year	13
Avery (5th*), Brantley (Sr.), Caron (Gr.*), Cole (Jr.), Davis (5th*), Dean (Jr.), Jennings (Jr.), Kelvin (5th), Newman (Gr.*), Ousmane (Gr.*), Smith (So.), Suemnick (Gr.*), Vukovic (Fr.)	

* = Using fifth year of eligibility from COVID-19

Game Notes

QUICK FACTS

ATHLETICS COMMUNICATIONS

Communications phone (405) 744-7714
 Assistant AD/Communications Gavin Lang
 Associate Director of Communications Bryan Holmgren
 (Men's basketball contact)
 E-mail address bryan.holmgren@okstate.edu
 Office phone (405) 744-7756
 Cell phone (316) 841-6206
 Communications Address 220 Athletics Center
 Stillwater, OK 74078

UNIVERSITY QUICK FACTS

Location Stillwater, OK 74078
 Founded Dec. 25, 1890
 Enrollment (Fall, 2024) 26,805
 Nickname Cowboys
 School Colors Orange & Black
 Home Court Gallagher-Iba Arena
 Capacity 13,611
 Affiliation NCAA Division I
 Conference Big 12
 President Dr. Kayse Shrum
 Alma mater Oklahoma State
 Director of Intercollegiate Athletics Chad Weiberg
 Alma mater Oklahoma State, '94
 Senior Woman Administrator Karen Hancock
 Faculty Athletics Representative Dr. Stephen Clarke
 Athletics Department phone (405) 744-7714
 Ticket Office Phone (877) ALL-4-OSU
 Website okstate.com
 X / Instagram @OSUMBB
 Facebook facebook.com/CowboyBasketball
 Coach Lutz on X / Instagram @LutzSteve

TEAM INFORMATION

2023-24 overall record 12-20 (10-8 H, 1-9 A, 1-3 N)
 Big 12 Regular Season 4-14 (3-6 H, 1-8 A), t-13th
 Big 12 Championship 0-1, First Round
 Postseason None
 Starters Returning/Lost 1/4
 Regulars (Played 50% of Games) Returning/Lost 3/8
 Returning Redshirts/Newcomers 14 (1/13)

COWBOY BASKETBALL HISTORY

First year of basketball 1907-08
 All-time record 1,757-1,255 (.583)
 All-Americans 23
 Olympians 10
 NBA Draft picks (first-round picks) 37 (10)
 Conference regular season titles 18
 Big 12 (1996-Present) 1 (2004)
 Big Eight (1958-96) 2 (1965, 1991)
 Missouri Valley (1925-57) 15
 Southwest Conference (1921-25) 1
 Conference tournament championships 4
 Big 12 (1997-Present) 2 (2004, 2005)
 Big Eight (1977-96) 2 (1983, 1995)
 NCAA appearances (last) 29 (2021)
 Record 39-28
 Championships (years) 2 (1945, 1946)
 Final Fours (last) 6 (2004)
 NIT Appearances (last) 13 (2023)
 Record 11-14
 Best Finish 3rd Place (1938, 1940)



OKLAHOMA STATE

COWBOYS



BYU

COUGARS

D1 Rank*	Big 12	Value	Category	D1 Rank*	Big 12	Value
218	14	73.7	Scoring Offense	63	6	80.5
236	15	73.3	Scoring Defense	54	7	66.5
240	16	0.5	Scoring Margin	30	7	14
306	15	42	Field Goal Percentage	59	5	47.7
24	3	17.8	Free Throws Made	274	11	12.3
25	2	24.5	Free Throw Attempts	249	9	17.9
142	9	72.8	Free Throw Percentage	263	12	69
303	16	6.5	Three Pointers	23	1	10.4
286	16	20.4	Three Point Attempts	21	1	29.3
279	16	31.7	Three Point Percentage	89	5	35.5
320	16	46.7	Field Goal Percentage Defense	86	9	41.5
295	14	35.4	Three Point Percentage Defense	281	13	35.2
78	10	4.9	Rebound Margin	8	1	10.2
53	4	12.93	Rebounds (Offensive)	76	7	12.47
293	16	12.2	Assists	29	4	17.2
298	16	0.94	Assist/Turnover Ratio	47	5	1.45
261	13	12.9	Turnovers	156	10	11.9
35	2	15.4	Turnovers Forced	167	10	12.67
62	7	2.5	Turnover Margin	163	12	0.8
38	2	9.1	Steals	157	12	7.2
50	3	13.93	Fastbreak Points	224	16	9.4
12	1	34.6	Bench Points	31	3	30.4

* = As of Monday, Jan. 13

The NCAA includes only full Division I members in stat rankings (355 in 2024-25) but accounts for nine additional transitioning schools in the NET rankings (364 total)

OSU ON THE AIR

Watch

- **Ted Emrich** and **Tim Welsh** have the call on ESPN+.

Listen

- **Dave Hunziker** and **John Holcomb** describe the action on stations across the Cowboy Radio Network. Fans outside the listening area can tune in via the Varsity Sports App or at okstate.com/listen.

The Steve Lutz Radio Show

- Get the latest insights into Cowboy Basketball on head coach Steve Lutz's weekly radio show -- Thursday nights from 6-7 p.m. on the Cowboy Radio Network and the Varsity App.

OSU Max

- OSU Max is the official content network and membership community of Oklahoma State Athletics, bringing fans closer than ever to the teams they love.
- Members get access to behind-the-scenes content, interviews, features, documentaries, archived games, and other exclusive benefits, including complimentary membership to the POSSE at the Sheriff Level - a \$150 value!
- Get all this for as little as \$8.99 per month (+ fees & taxes) or a one-time annual payment of only \$98.89.



COWBOY RADIO NETWORK

2024-25 Cowboy Basketball Radio Affiliates

Ada ^	106.5 FM	KTLS
Altus	96.9 FM / 1450 AM	KWHW
Alva %	99.5 FM / 1430 AM	KALV
Anadarko/Duncan #	98.5 FM	KACO
Bartlesville	93.3 FM / 1400 AM	KWON
Broken Bow	106.1 FM	KKBI
Clinton/Cordell	99.3 FM	KCLL
Enid	1390 AM	KCRC
Grove	99.3 FM	KGVE
Hobart	102.1 FM / 1420 AM	KTJS
Hugo	96.5 FM	KMMY
McAlester	105.1 FM	KTMC
Oklahoma City	96.1 FM	KXXY
Pawhuska	95.1 FM	KWON
Ponca City	104.7 FM	KQSN
Stillwater	93.7 FM	KSPI
Tulsa	1170 AM	KTSB
Woodward	92.3 FM	KMZE

^ Games Only % Big 12 Only # Coaches Shows Only

Streaming: The Varsity App & okstate.com/listen

Game Notes

HOW THEY WERE BUILT

- OSU tips off a new era under head coach **Steve Lutz**, the lead architect in rapid rebuilds at Texas A&M Corpus Christi and Western Kentucky. Lutz took on another last spring, inheriting a Cowboy roster with just three scholarship players and a redshirt walk-on.
- The most proven commodity from that group, 6-foot-6 graduate guard **Bryce Thompson**, posted his third straight double-figure scoring average last season but missed the final six weeks to a shoulder injury.
- In Thompson's absence, returning guards **Jamyron Keller** and **Connor Dow** earned valuable experience as true freshmen, combining for 15 starts.
- To that mix, Lutz added 10 new scholarship players and a total of 13 newcomers (all but one of them transfers).
- OSU has an especially experienced backcourt:
- Junior point guard **Arturo Dean**, the national steals leader last season at FIU (104), is a first-rate disruptor whom Lutz describes as "fast, tough and very, very competitive."
- 6-3 fifth-year **Davonte "Devo" Davis** was an SEC All-Defensive Team selection and a key cog on Arkansas teams that advanced to two Elite Eights and a Sweet 16.
- Senior combo guard **Khalil Brantley** was one of the A-10's best scorers with La Salle and one of only seven players nationally who averaged the combo of 15 points, 5 rebounds, 4 assists and 1.5 steals last year.
- 6-5 wing **Brandon Newman** played at Purdue during Lutz's time as an assistant coach and was an all-conference performer for him last season at Western Kentucky. He's played in four NCAA tournaments and been part of nearly 100 wins.
- The Cowboys lost their entire front court but don't lack for Big 12 experience after bringing in forwards from three different conference rivals.
- Marchelus "Chi Chi" Avery** was sixth man last year at UCF. He's an athletic 6-foot-8 and can play the 3 or 4 positions.
- Robert Jennings II**, a rugged 6-8 junior, excels at doing the dirty work. He was a starter on Texas Tech's 2024 NCAA tournament team.
- 6-8 **Patrick Suemnick**, is a former NJCAA All-American who played the last two seasons at West Virginia.
- 6-10 fifth-year **Abou Ousmane** was Xavier's leading rebounder last year after three seasons at North Texas, where was an All-CUSA performer.
- Lutz added some additional size and upside to the roster in August with the signing of 6-10 **Andrija Vukovic**. He's the lone true freshman on a 17-man roster but turns 20 in January and has spent the past two years battling seasoned pros in the Basketball League of Serbia.

ROSTER BREAKDOWN:

Returns	3
Redshirts	1
Newcomers	13
Freshmen --	1
Transfers --	12
Seniors/5th Yrs.	9
Juniors	3
Sophomores	3
Freshmen	2

LAST GAME

Game 15 | Saturday, Jan. 11 Salt Lake City, Utah | Huntsman Center

	1st	2nd	Score
Oklahoma State	26	36	- 62
Utah	37	46	- 83

- Utah scored the first 12 points of the game and cruised to its first ever Big 12 conference win.
- Playing without defensive sparkplug **Arturo Dean** (illness), OSU did little to disrupt the Utes' offensive rhythm. The hosts shot 55.6% from the field to OSU's 33.3%, helped by 12 dunks and 10 layups. They had a 46-24 advantage in the paint while piling up 23 assists and 2.09 A:TO Ratio.
- Utah made 16-of-24 second half shots (eight of them dunks) to grow an 11-point halftime lead to as many as 26 with 8:02 to play.
- Bryce Thompson** paced the Cowboys with 16 points and reserves **Chi Chi Avery** and **Brandon Newman** added 13 and 10 respectively.
- Ezra Ausar** (21), **Jake Wahlin** (16) and **Keanu Dawes** (16) led the Utah court.
- The Cowboys won the rebounding battle, 40-39, helped by 18 offensive boards, but managed just five fastbreak points--roughly a third of their Big 12-best average coming into the day.

OKLAHOMA STATE (9-6, 1-3)

#	Name	Pts	FG	3Pt	FT	TR	PF	A	TO	B	S	MP
01	Bryce Thompson*	16	7-13	1-2	1-3	4	3	3	2	0	2	28
05	Khalil Brantley*	5	1-6	0-1	3-6	4	1	3	1	0	0	28
14	Jamyron Keller*	6	2-7	2-5	0-1	5	1	1	0	0	1	19
25	Robert Jennings*	2	1-3	0-1	0-0	4	2	0	0	0	0	16
33	Abou Ousmane*	8	3-10	1-1	1-2	5	2	0	2	1	1	21
00	Marchelus Avery	13	4-13	0-5	5-5	6	2	1	1	2	0	23
04	Davonte Davis	2	1-2	0-1	0-0	1	2	1	0	0	0	25
06	Brandon Newman	10	3-8	2-5	2-2	3	2	0	3	0	0	22
07	Kirk Cole	0	0-1	0-1	0-0	0	0	0	0	0	0	1
13	Connor Dow	0	0-0	0-0	0-2	0	2	0	1	0	0	7
19	Andrija Vukovic	0	0-0	0-0	0-1	2	1	0	0	0	0	2
24	Patrick Suemnick	0	0-2	0-0	0-0	3	1	0	0	0	0	7
34	Tyler Caron	0	0-1	0-0	0-0	0	0	0	0	0	0	1
	TEAM					3	0		1			
	TOTALS	62	22-66	6-23	12-22	40	19	9	11	3	5	

	FG	%	3Pt	%	FT	%
1st Half	8-34	24%	2-13	15%	8-11	73%
2nd Half	14-32	44%	4-10	40%	4-11	36%
Game	22-66	33.3%	6-23	26.1%	12-22	54.5%

UTAH (9-6, 1-3)

#	Name	Pts	FG	3Pt	FT	TR	PF	A	TO	B	S	MP
02	Ezra Ausar*	21	7-12	0-0	7-8	4	2	0	1	0	1	17
10	Jake Wahlin*	16	5-5	3-3	3-3	4	1	3	0	0	1	28
25	Mike Sharavijams*	8	3-7	1-4	1-2	4	3	2	3	2	1	24
34	Lawson Lovering*	8	3-5	0-0	2-5	3	4	6	0	1	0	21
55	Gabe Madsen*	9	3-8	1-3	2-2	2	2	4	0	0	0	24
00	Hunter Erickson	0	0-2	0-2	0-0	3	2	0	1	1	0	21
01	Miro Little	1	0-0	0-1	1-2	2	0	3	0	1	0	18
05	Joul Karram	0	0-0	0-0	0-0	0	0	0	0	0	0	0
06	Bradly Smith	0	0-0	0-0	0-0	0	0	0	0	0	0	1
08	Keanu Dawes	16	8-10	0-1	0-0	9	1	2	2	1	0	21
09	Jerry Huang	1	0-0	0-0	1-2	0	0	0	0	0	0	1
11	Caleb Lohner	0	0-1	0-0	0-0	1	3	2	1	0	0	9
32	Zach Keller	3	1-1	1-1	0-0	0	4	1	1	0	0	10
45	Mason Madsen	0	0-1	0-0	0-0	2	0	0	1	0	0	5
	TEAM					5	0		0			
	TOTALS	83	30-54	6-15	17-24	39	22	23	11	7	3	

	FG	%	3Pt	%	FT	%
1st Half	14-30	47%	2-7	29%	7-7	100%
2nd Half	16-24	67%	4-8	50%	10-17	59%
Game	30-54	55.6%	6-15	40.0%	17-24	70.8%

Officials: Michael Greenstein, Eric Curry, De Selle Dean
Utah led for 39:36 | Ties: 0 Lead Changes: 0 | Largest: Utah by 26
Start time: 5:01 p.m. MT Duration: 2:05

Points	Paint	Off TO	2nd Ch	F Bk	Bench	Pts/Pos
OSU	24	9	15	5	25	0.89
Utah	46	12	6	10	21	1.19

More Utah Leftovers:

- Bryce Thompson's** 16-point night was his best since scoring 17 in a win over Miami at the Charleston Classic (Nov. 22).
- Chi Chi Avery** went 0-for-5 from three, snapping a season-long string of 14 straight games with at least one make.
- Avery blocked two shots, matching his career-high, set earlier this season against SIU.
- OSU has forced double-digit turnovers in every game this season.
- Utah's 46 paint points, 23 assists and 2.09 assist-to-turnover ratio were all season-highs for an OSU foe.
- In addition to a rough shooting night from the field (33.3%), the Cowboys made a season-low 54.5% of their free throws (12-of-22).
- OSU started 8-of-39 (.205) from the field before making 14-of-27 (.519) over the final 18:00.
- OSU fell behind by scores of 12-0 at 21-5 against the Utes and went into halftime down 37-26.
- Slow starts have been the theme in each of the last four Cowboy losses. They also faced double-digit halftime deficits against Oklahoma (43-26), Houston (28-18) and West Virginia (46-19).

On This Date: Jan. 14

- 1958 --** The Cowboys secured their third top-25 win in a span of 13 days, defeating No. 17 Wichita, 55-42, on the road. Arlen Clark had 19 points and senior Eddie Sutton added seven points and six rebounds for the Pokes, who were coming off victories at No. 2 Kansas (led by Wilt Chamberlain) and at home over No. 5 Cincinnati (led by Oscar Robertson).
- 2004 --** OSU piled up 20 takeaways in a 77-56 thrashing of 11th-ranked Oklahoma. The trio of Ivan McFarlin, Tony Allen and John Lucas made life miserable for Kelvin Sampson's young guards, combining for 59 points and 10 of the Cowboys' 16 steals.

Mr. Bigshot:

- 6-foot-10 **Abou Ousmane** is one of the nation's deadliest three-point snipers -- at least according to the numbers. His .636 percentage ranks fourth nationally among players with at least 10 attempts. The fifth-year forward had attempted just six career threes coming into the season but has knocked down 7-of-11 as a Cowboy.
- Ousmane's percentage would be an all-time OSU record (again, among players with 10+ attempts), topping **Derrick Davis**, who made 8-of-14 (.571) during the 1987-88 season, and **Darwyn Alexander** (26/51, .510 in 1988-89).
- Ousmane's improved stroke has also been evident at the foul line. A career 57.6% free throw shooter on nearly 300 attempts prior to this year, Ousmane is shooting 76.1% for OSU (35-of-46).

NCAA Leaders // 3-Point % (Min. 10 attempts)

Player	School	Pts/40	PPG
1 Tyler Boston	Holy Cross	.818	9-11
2 Jake Auer	West Virginia	.700	7-10
3 Jermaine Ballisager-Wenn	Portland	.700	7-10
4 Abou Ousmane	Oklahoma St.	.636	7-11
5 Eduardo Klafke	Ole Miss	.611	11-18

As of 1/12/25; Data Source: StatHead.com

Game Notes

Teamwork Makes the Dreamwork:

- **Steve Lutz** wants players who are willing to put team goals ahead of their own. You won't see many Cowboys on individual Big 12 leaderboards, but the group is putting up some strong numbers collectively.
- **Nine** Cowboys are average between 17 and 24 minutes per game. **Seven** of them have taken at least one turn atop the scoring chart.
- OSU leads the Big 12 and ranks **12th** nationally in bench scoring (**34.6** points). Reserves have clocked **42.2%** of the overall minutes (**11th**).
- The bench has contributed at least **24** points in every game this season and topped **40** points on **five** different occasions. The Cowboys scored a season-high **57** bench points in their 85-78 win over Southern Illinois on Nov. 14.
- Among Big 12 regulars, **Chi Chi Avery** (7th, 21.8) and **Abou Ousmane** (21.7) both rank among the league's top-10 in points-per-40-minutes.
- Notably, the last set of OSU teammates to average more than 21.0 points-per-40 were the 1995 Final Four duo of **Bryant "Big Country" Reeves** (24.8) and **Randy Rutherford** (21.5).

Big 12 Leaders // Points-Per-40-Minutes

Player	School	Pts/40	PPG	MPG
1. Curtis Jones	Iowa St.	24.1	17.3	28.7
2. Gabe Madsen	Utah	23.6	16.2	27.4
3. Norchad Omier	Baylor	22.7	15.9	28.1
4. Hunter Dickinson	Kansas	22.5	15.8	28.1
5. Darrion Williams	Texas Tech	22.1	16.3	29.4
6. Javon Small	West Virginia	22.0	19.8	35.9
7. Marchelus Avery	Oklahoma St.	21.8	12.6	23.1
7. Emanuel Sharp	Houston	21.7	14.1	25.9
9. Abou Ousmane	Oklahoma St.	21.7	12.6	23.2
10. Ezra Ausar	Utah	21.5	10.4	19.3

As of 1/13/25; Data Source: Stathead.com

- Avery's **12.6** points per game is the nation's second-highest scoring average among players who qualify for NCAA leaderboards but have not yet logged a start this year.

NCAA Scoring Leaders (Players with zero starts)

Player	School	GP	PPG
1. Sincere Parker	JR G McNeese	15	14.6
2. Marchelus Avery	SR F Oklahoma St.	14	12.6
3. Jeremiah Wilkinson	FR G California	16	12.5
5. Dakota Leffew	SR G Georgia	16	12.4
2. Bryce Lindsay	SO G JMU	14	12.0

As of 1/12/25; Data Source: stathead.com

Trending:

- OSU is **9-2** when holding its opponent to less than 80 points (0-4 otherwise).
- OSU is **6-0** when scoring at least 80 (3-6).
- OSU is **8-1** with a halftime lead (1-5 when trailing). The Cowboys overcame a six-point deficit to defeat Tarleton State (Dec. 18) but let a 39-34 advantage slip against FAU (Nov. 21).
- OSU is **5-0** when outshooting opponents (4-6).
- OSU is **6-0** when forcing 16+ turnovers (3-6).
- OSU is **6-0** with 20+ points off turnovers (3-6).
- The Cowboys were **0-3** in overtime games in 2023-24 (vs. Notre Dame, Baylor and Oklahoma) and have dropped **seven** straight going back to the 2021-22 season. Their last OT victory came Feb. 19, 2022 against K-State.
- Like most teams, OSU is most successful when sinking outside shots. In their nine victories, the Cowboys have hit a combined 37.6% from three, compared to 23.4% in losses.

Life in the Fast Lane:

- OSU is the Big 12's fastest team, according to KenPom's adjusted tempo rankings.
- Roughly one in every five Cowboy points come from fastbreaks, per Genius NCAA LiveStats (**14.3** out of **73.9** ppg).
- Using different methodology, Synergy Sports estimates that the Cowboys score **19.9** points per game off transition opportunities (22nd), which account for **22.9%** of their offensive possessions (tops in the Big 12 and No. 13 nationally).
- Being a fastbreak threat also has its advantages on the glass, with opponents often forced to choose between pursuing offensive rebounds or getting back on defense. The Cowboys have grabbed nearly three-quarters of their opponent misses this year (**.744**, 22nd nationally).

Better with Age:

- OSU's roster is loaded with experience. Eight Cowboys are in their fifth season of college basketball. That's believed to be the nation's highest total ahead of the seven apiece from Louisville, Charlotte and Wichita State.
- OSU ranks **12th** nationally in DI experience, per KenPom, with a weighted average of **2.95** years per player on the floor.
- Arkansas transfer **Davonte "Devo" Davis** ranks among the NCAA's active career leaders in games played. Saturday's Utah contest was his 147th (tied for 15th).
- **Bryce Thompson** ranks second among active players in career Big 12 games (**57**) and starts (**47**) behind KU's Dajuan Harris.
- Seven Cowboys have previously been part of an NCAA tournament team and an eighth (**Mikey Kelvin II**) played in Canada's national championship game last spring.

A Cast of Thousands:

- OSU is one of **five** teams with **six** or more 1,000-point scorers on the roster.

Most Active 1,000-Point Scorers

School	#
Minnesota	7
Ole Miss	7
Oklahoma State	6
Alabama	6
Kentucky	6

Thru 1/8/2025; Data Source: stats.ncaa.org

Cowboys with 1,000+ NCAA Points

Player	Points
Khalil Brantley (Sr.)	1,291
Abou Ousmane (5th)	1,184
Bryce Thompson (Gr.)	1,179
Devo Davis (5th)	1,157
Tyler Caron (Gr.)	1,097
Brandon Newman (Gr.)	1,010
Arturo Dean (Jr.)	892

Deans of Defense:

- OSU junior guard **Arturo Dean** is the NCAA's active career leader in steals per game (**2.75**).
- Dean is currently 10th in total steals (**212**), which is tops among college basketball's junior class.
- The Dec. 22 ORU game marked the third time this season that Dean has collected four-or-more steals. He's done it 24 times in 77 career games.

- **Dean** ranks among the top-20 nationally in steal percentage, according to KenPom (4.8%). This season, **17** of his team-high **27** steals have led to OSU points on the opposite end (29 total points).

NCAA DI Active Career Leaders // Steal Average

Player	School	Class	GP	Stl	SPG
1. Arturo Dean	OK State	Jr.	77	212	2.75
2. Tamin Lipsey	Iowa St.	Jr.	84	205	2.44
3. Tayton Conerway	Troy	Sr.	48	116	2.42
4. Hayden Gray	UC San Diego	Sr.	50	118	2.36
5. Ace Baldwin	Penn St.	Sr.	129	303	2.35

As of 1/13/25; Data Source: stats.ncaa.org

- **Devo Davis'** next steal will be his 150th, which would make OSU one of only two programs (along with Dayton) with a backcourt featuring three players with 150+ career steals. In addition to Dean (210), **Khalil Brantley** has 151.

Milestone Watch:

Brandon Newman needs...

- **2 victories** to reach 100 for his NCAA career. Teams are combined 98-38 with his name in the box score.

Arturo Dean needs...

- **38 steals** to reach 250 for his NCAA career.
- **108 points** to reach 1,000 for his NCAA career.

Abou Ousmane needs...

- **10 blocks** to reach 150 for his NCAA career.

Bryce Thompson needs...

- **7 more starts** to reach 100 in an OSU uniform. He's 20th on OSU's career list.

Thompson on OSU Career Start Chart:

Player	Years	GS	GP
14. James Anderson	2007-10	99	101
15. Randy Rutherford	1992-95	95	99
Corey Williams	1988-92	95	128
Matt Clark	1978-83	95	110
Olus Holder	1974-77	95	103
19. Melvin Sanders	2000-03	94	94
20. Bryce Thompson	2021-Pr.	93	98

- **148 points** to crack the top-25 on OSU's career scoring list. He begins the day with 1,072 (38th).

Thompson on OSU Career Scoring List:

Player	Years	Pts
33. Raymond Crenshaw	1980-84	1,120
34. Mario Boggan	1992-95	1,135
35. Chianti Roberts	1993-97	1,129
36. Richard Dumas	1987-90	1,112
37. John Lucas	2003-05	1,111
38. Bryce Thompson	2021-Pr.	1,088
39. Marcus Smart	2012-14	1,064
40. Avery Anderson	2019-23	1,061

- **47 three-pointers** to move into the top-10 on OSU's career list. He's currently 17th with 134 -- one shy of Victor Williams (135 from 2000-03).

Thompson on OSU Career 3-Point FGM List:

Player	Years	3pt FGM
13. Brooks Thompson	1992-94	170
14. Terrell Harris	2005-09	153
15. Markel Brown	2010-14	146
16. Victor Williams	2000-03	135
Bryce Thompson	2021-Pr.	135
18. Desmond Mason	1996-00	130
Glendon Alexander	1998-00	130

OSU vs. BYU

OSU ALL-TIME VS. BYU

Overall: 4-5 (Lost 1) • **Home:** 2-1 (Won 1) • **Away:** 1-2 (Lost 2) • **Neutral:** 1-2 • **Big 12 Era:** 1-1 • **Boynnton Era:** 1-1 • **vs. Pope:** 1-1

Date	Location (Venue)	- AP Rank (OSU-Opp)	W/L	Score	OSU Coach	Scoring Leader	BYU Coach	Scoring Leader
12/15/1961	Stillwater (GIA)	- -	W	61-44	Henry Iba	17 -- Ivan Wiley	Stan Watts	16 -- Bob Skousen
12/12/1963	Provo, Utah (Smith Field House)	- -	W	71-64	Henry Iba	19 -- Gene Johnson	Stan Watts	24 -- John Fairchild
12/15/1971	Stillwater (GIA)	- 6	L	74-84	Sam Aubrey	29 -- Ralph Rasmuson	Stan Watts	21 -- Bernie Fryer
12/13/1972	Provo, Utah (Marriott Center)	- 17	L	69-96	Sam Aubrey	14 -- Kevin Fitzgerald	Glen Potter	31 -- Kresmir Cosic
11/23/1994	Anchorage, Alaska (Sullivan Arena)	19 -	L	59-69	Eddie Sutton	22 -- Randy Rutherford	Roger Reid	21 -- Shane Knight
1/4/2003	% Oklahoma City (Ford Center*)	rv rv	W	78-65	Eddie Sutton	27 -- Ivan McFarlin	Steve Cleveland	14 -- Travis Hansen
12/6/2003	Salt Lake City (Delta Center)	25 rv	L	71-76	Eddie Sutton	18 -- Daniel Bobik	Steve Cleveland	32 -- Rafael Araujo
2/17/2024	* Stillwater (GIA)	- 19	W	93-83	Mike Boynton Jr.	22 -- Jamyron Keller	Mark Pope	17 -- Fousseyni Traore
3/9/2024	* Provo, Utah (Marriott Center)	- 20	L	71-85	Mike Boynton Jr.	34 -- Javon Small	Mark Pope	19 -- Fousseyni Traore
1/14/2025	* Provo, Utah (Marriott Center)	- -			Steve Lutz		Kevin Young	

* = Big 12 t = Top of the World Classic (quarterfinal round) % = All-College Classic (* = Renamed Paycom Center)

The Series with BYU:

- With last season's home-and-home split, BYU maintained its lead in the all-time series (5-4).
- The Cowboys upset the 19th-ranked Cougars in Stillwater on Feb. 17 behind a breakout performance from **Jamyron Keller**, who celebrated his birthday with his first career start and scored 22 points without missing a shot (8/8FG, 4/4 3pt, 2/2 FT) in a 93-83 OSU win.
- BYU avenged the loss in the regular season finale at the Marriott Center, winning 85-71 to lock up the No. 5 seed in the Big 12 tournament. Javon Small scored 27 of his season-high 34 points in the second half for OSU.
- Last year's games were the first between the programs in more than two decades and their first as Big 12 conference rivals.
- The Cowboys won the series debut (Dec. 15, 1961) under legendary head coach **Henry Iba** in the arena that now partially bears his name.
- Two years later (Dec. 12, 1963) he led the Cowboys to a 71-64 road win at Marriott Center's predecessor, Smith Field House.
- Shortly after Mr. Iba's 1970 retirement, nationally-ranked BYU squads returned the favor with a home-and-home sweep.
- Last year's visit to GIA was BYU's first since Dec. 15, 1971. Likewise, last year's trip to Provo was OSU's first since Dec. 13, 1972. The Marriott Center, now in its 54th season, was a little over a year old at that point.
- BYU twice defeated Final Four bound OSU teams in 1994-95 (Top of the World Classic in Fairbanks) and 2003-04 (Salt Lake City).
- In between, OSU won a January 2003 matchup in downtown Oklahoma City (the first college basketball game ever played at Paycom Center).

Scouting the Cougars:

- BYU finished its first Big 12 season with a 23-11 (10-8) record and earned a No. 6 seed in the NCAA tournament where it fell to No. 11 seed Duquesne in the first round.
- The Cougars were one of the nation's most prolific three-point shooting teams under **Mark Pope** (who departed for Kentucky last spring) and have maintained that identity under **Kevin Young**, a longtime NBA assistant who most recently served with the Phoenix Suns.
- BYU is averaging 10.4 threes per game and out-rebounding opponents by an average of

10.2 per game.

- The Cougars rely heavily on their bench, which has clocked a Big 12 best 43.4% of the minutes while averaging 30.4 points per game. 10 players are logging 12+ minutes per game.
- A high percentage of BYU shots (48.1%) and points (38.7%) come from beyond the arc, with rest from mostly around the rim. The Cougars are shooting 59.1% on two-point looks (11th nationally) and 35.5% from deep.
- BYU has been a good offensive rebounding team (36.1% ranks 29th) and an elite one on the defensive glass, limiting opponents to 21.5% of chances (2nd nationally).
- In their 1-3 Big 12 start, the Cougars have shot just 31% from three against Big 12 foes and their rebounding margin is down to just 1.3 per game.
- Two of the three conference losses have come to KenPom top-15 opponents (Texas Tech and Houston) and the other was on the road (TCU).
- BYU is 8-1 at home but the Jan. 7 loss to Texas Tech snapped a 14-game winning streak at the Marriott Center. The Cougars are 8-3 in Big 12 home games since joining the league.
- BYU's rotation includes five holdovers from a year ago plus three transfers and a pair of highly-regarded freshmen.
- 6-foot-9 Russian guard **Egor Demin** – a five-star recruit – is averaging 11.1 points and 5.8 assists while clocking a team-high 28.9 minutes.
- Fellow rookie **Kanon Catchings**, a 6-9 forward who averages 9.9 points, is the only Cougar to start all 15 games.
- The team's rebounding has gotten a lift from junior Utah transfer **Keba Keita** (6.8 ppg). He's pulling a team-best 8.4 boards in just under 20 minutes per game. KenPom rates him as the nation's seventh-best offensive rebounder by percentage (17.5) and second-best on the defensive glass (32.7).
- The majority of the production has come from returning players, including Honorable Mention All-Big 12 picks **Fousseyni Traore** and **Dalin Hall**.
- Traore, a 6-foot-6 senior forward, is in his fourth season with the program and closing in on 1,200 career points. He's averaging 9.8 points, 6.5 rebounds and shooting 61% from the field.
- Hall, a 6-4 junior guard, averages 4.0 assists.
- A key reserve the past two years, 6-foot-5 junior **Richie Saunders** is averaging a team-best 13.9 points in his first season as a starter and shooting

close to 43% from deep (30/70, .429).

- One of two returning starters (along with Hall), 6-foot-5 fifth-year **Trevin Knell** (9.6 ppg) has hit a team-best 31 threes on 42.5% accuracy.

Matchup Mashup:

- Jaxton Bobik** served a portion of his two-year church mission alongside BYU's **Dallin Hall** in California.
- Bobik was born in Provo but moved to Stillwater when he was six weeks old after his father transferred from BYU to Oklahoma State.
- Daniel Bobik** was a key reserve in two seasons at BYU (2000-02) and helped the Cougars to the Mountain West tournament title and an NCAA tournament bid as a freshman. After sitting out the 2002-03 season as a transfer, Bobik was a starting guard on OSU teams that advanced to the 2004 Final Four and the 2005 Sweet 16.
- As of Sunday, OSU and BYU were on a short list of 28 teams that had not experienced a one-possession game this season. The Cowboys' closest call was a 66-61 win over Tarleton State, while Tuesday's 71-67 loss at TCU was BYU's thinnest margin.

A Cowboy win would...

- Salvage a split of their two-game road swing through the Beehive State and make them 2-3 in Big 12 Conference play (10-6 overall).
- Make them 3-2 in true road games, tripling last season's win total (1-9).
- Even the all-time series with BYU and 5-5 and give them a 2-1 leg up in the Big 12 era.
- Be their first at the Marriott Center and make them 1-2 in Provo.

Up Next: Colorado

Saturday, 2 p.m. CT (ESPN+)

- The Cowboys returns home Saturday to face new/old Big 12 rival Colorado. The teams last met in 2011 (CU's last before moving to the PAC-12).
- OSU continues its promise to forever Remember the Ten with an annual observance of the Jan. 27, 2001 plane crash that claimed the lives of ten members of the Cowboy Basketball family.
- Colorado (9-5, 0-3) will be playing for the third time in seven days after Sunday and Tuesday home games against West Virginia and Cincinnati.

Head Coach Steve Lutz



STEVE LUTZ

Head Coach | 1st Year | Texas Lutheran '95

**"The time is now.
It's time to win."**

Steve Lutz was named Oklahoma State's 21st head men's basketball coach on Apr. 1, 2024 and, three days later, closed his introductory press conference with that bold proclamation.

Lutz has reason to be confident, having reached the NCAA tournament in each of his first three seasons as a head coach while leading rapid rebuilds at Western Kentucky (2023-24) and Texas A&M Corpus Christi (2021-23). His teams posted a combined 69-35 record, including a perfect 8-0 mark in conference tournament play.

Prior to that, the rising star spent 25 years learning the craft under four different national coach of the year winners, including Creighton's **Greg McDermott** (2010-17) and Purdue's **Matt Painter** (2017-21), who is himself a member of the famous **Henry Iba/Eddie Sutton** coaching tree, having played for and succeeded former Sutton protegee **Gene Keady** in West Lafayette.

Lutz-led squads are known for playing hard and fast. WKU led the nation in adjusted tempo (75.1 possessions) in 2023-24 and had Conference USA's top scoring attack (80.6). The Hilltoppers finished 22-12 and punched their first NCAA tournament ticket since 2013 after winning their first ever CUSA tournament title.

Leading scorer **Don McHenry** (15.1 ppg) earned First Team All-CUSA status and conference sixth-man of the year **Rodney Howard** was one of four other Hilltoppers to earn honorable mention.

A class act, on and off the court, Lutz was also a finalist for the second straight year for the Skip Prosser Man of the Year Award, given to the head coach who achieves success while displaying strong moral character.

PERSONAL

Born: Oct. 25, 1973 (Age 52)
Hometown: San Antonio, Texas
College: Texas Lutheran '95 / Incarnate Word '97
Wife: Shannon
Children: Caroline, McKenna & Jackson

BY THE NUMBERS

3 Seasons as a Head Coach
3 NCAA Tournament Bids ('22, '23, '24)
3 Conference Tourney Titles ('22, '23, '24)
1 Conference Reg. Season Title (2023 SLC)
9 All-Conference Selections

COACHING HONORS

2x Skip Prosser Man of the Year finalist ('23, '24)
2023 Southland Conference Coach of the Year
2023 NABC District 22 Coach of the Year
2022 Joe B. Hall Award Finalist

AS AN ASSISTANT COACH

2017-21 Purdue (Matt Painter)
2010-17 Creighton (Greg McDermott)
2006-10 SMU (Matt Doherty)
2000-06 Stephen F. Austin (Danny Kaspar)
1999-00 Garden City CC (Jeremy Cox)
1995-99 Incarnate Word (Danny Kaspar)

PLAYING CAREER

1992-95 Texas Lutheran
1991-92 Ranger Junior College

Lutz worked similar magic in Corpus Christi with back-to-back bids, ending a 15-year NCAA drought and a run of four straight losing seasons.

The Islanders were one of the nation's most-improved teams in 2021-22, jumping from 5-19 to 23-12 with help from a dozen new transfers and an aggressive, opportunistic defense that ranked among the NCAA leaders in steals (8.5)

and forced turnovers (14th, 16.5). Lutz was on the shortlist of candidates for the 2022 Joe B. Hall Award (given to the nation's top first-year head coach) after guiding his team to the Southland Conference tournament title as a No. 4 seed.

A&M-Corpus Christi took another step forward in 2022-23, finishing 24-11 (14-4) while pacing the league in both offensive and defensive efficiency. Lutz was a slam dunk choice for conference coach of the year after winning the school's first SLC regular season title since 2007. The Islanders successfully defended their SLC tournament crown, then downed SEMO in the First Four for the program's first-ever win at the Big Dance.

Senior point guard **Terrion Murdix** – the SLC's 2023 Defensive Player of the Year – averaged 15.7 points and led league in assists (5.4), assist-to-turnover ratio (2.47) and steals (2.3). He was joined on the All-SLC first team by 6-5 forward **Isaac Mushila** (14.5 ppg, league-best 9.9 rpg).

Including his time as an assistant at Creighton (2010-17) and Purdue (2017-21), Lutz has coached in seven straight NCAA tournaments, highlighted by Sweet 16 and Elite Eight runs with Boilermakers in 2018 and 2019. He helped Creighton to four trips in seven seasons during a successful transition from the Missouri Valley to the BIG EAST.

Along the way, Lutz had a hand in the development of two national players of the year in Creighton's **Doug McDermott** (2014) and Purdue's **Zach Edey** (2023 & 2024), whom he helped recruit to West Lafayette prior to his final season.

Lutz's 2023-24 WKU Team, By the Numbers:

##	Category	
75.3	Adjusted Tempo (KenPom)	NCAA Leader
21.1	Transition Possessions	NCAA Leader
14.6	Seconds / Offensive Possession	NCAA No. 4
80.2	Scoring Offense	CUSA Leader

LUTZ YEAR-BY-YEAR RECORDS

Career Record: 78-41 (4th Season) • **At Oklahoma State:** 9-6 (1st Season)

Season		Overall	Pct.	Conference	Conference Tournament	Postseason
2021-22	A&M-Corpus Christi	23-12	.657	7-7 Southland (4th)	3-0, Champion	0-1, NCAA First Four
2022-23	A&M-Corpus Christi	24-11	.686	14-4 Southland (1st)	2-0, Champion	1-1, NCAA First Round
2023-24	Western Kentucky	22-12	.647	8-8 Conference USA (3rd)	3-0, Champion	0-1, NCAA First Round
2024-25	Oklahoma State	9-6	.600	1-3 Big 12	---	---

Cowboy Basketball Tradition

NOTING THE PROGRAM

- Cowboy Basketball enjoys a rich history with two national championships (1945 & 1946) and five representatives in the Naismith Memorial Basketball Hall of Fame.
- OSU was the first Division I men's basketball program to win back-to-back national titles. Then known as the Aggies of Oklahoma A&M, they defeated NYU, 49-45, in the 1945 NCAA tournament title game and downed North Carolina, 43-40, for the 1946 crown. Both games were played at Madison Square Garden.
- Cowboy teams have been to six NCAA Final Fours and 11 regional finals.

Naismith Hall of Famers with OSU Ties:

Bob Kurland	Enshrined in 1961
Mr. Henry Iba	Enshrined in 1969
Don Haskins	Enshrined in 1997
Bill Self	Enshrined in 2017
Eddie Sutton	Enshrined in 2020

College Basketball Hall of Famers with OSU Ties:

Don Haskins	Inducted in 2006
Mr. Henry Iba	Inducted in 2006
Bob Kurland	Inducted in 2006
Eddie Sutton	Inducted in 2011
Jack Hartman	Class of 2024

- Mr. Henry Iba** was one of college basketball first great head coaches, responsible for pioneering modern concepts such as a patterned, motion offense. He was also the first to incorporate the help principles of zone defense with man-to-man defense. Iba won 752 games over his 40-year career -- the last 36 of which came in Stillwater -- and also coached the United States to gold medals at the 1964 and 1968 Olympics.
- A three-time All-American from 1943-46 and the Most Outstanding Player on each of OSU's national title winners, **Bob Kurland** has not only left his mark in college basketball's record book but also its rule book. One of the game's first 7-footers was known to routinely leap up and grab opponent shots before they hit the rim, leading the creation of the goaltending rule.
- Kurland is also credited with college basketball's first dunk during a 1944 road game at Temple. *"The ball happened to be under the basket. I got it up and stuffed it in. That started it, I guess,"* he told the Orlando Sentinel in 2012. *"It was an unintentional accident. It wasn't planned, just a spontaneous play in Philadelphia."*
- Eddie Sutton** played and coached under Iba in the 1950s and returned in 1990 to lead OSU back to national prominence with Final Fours in 1994 and 2005.
- Before he coached Texas Western to the 1967 national title and inspired the motion picture *Glory Road*, **Don Haskins** played for Iba at OSU. The 1952 graduate lettered three years for the Aggies and played on two NCAA semifinalists.
- Kansas head coach **Bill Self** played four years at OSU (1981-85) and spent seven years as an OSU assistant under Sutton (1986-93) before landing his first head coaching job at ORU.
- The late **Jack Hartman**, a 1950 OSU graduate and former Iba assistant, will be inducted into the Collegiate Basketball Hall of Fame later this year.

GALLAGHER-IBA ARENA

- Gallagher-Iba Arena enters its **87th** season in 2024-25 and is still considered one of the finest collegiate basketball venues in the country.
- The Cowboys are **866-265** there all-time, including a **298-91** mark since the building's 2000 expansion and renovation.
- OSU is **456-60** (.884) all-time in non-conference regular season games inside GIA.
- Known as the Madison Square Garden of the Plains, the venue can be described with just a single word -- historic.
- Despite doubling the size of the facility prior to the 2000-01 season, the arena still provides an up-close view from any seat in the house, helping to give the Cowboys a tremendous home-court advantage.
- The arena is named for a pair of OSU coaches who are legends in their respective sports.
- Ed Gallagher** coached OSU to 11 national wrestling championships from 1916-40 while compiling a 138-5-4 record in dual matches
- Henry Iba** served as coach and athletic director at Oklahoma State from 1935 to 70, and in those 36 seasons, posted a 655-316 record while guiding the Cowboys to 13 league championships, eight NCAA appearances and the 1945 and 1946 NCAA Championships.

- Two seats are permanently reserved for Gallagher (who passed away in 1940) and Iba (1993) in the southeast corner of the arena on the concourse level.
- Along with the expansion of the historic arena, the OSU Athletics Center has many features:
- A total of **14** luxury suites stretch across the west side of the facility.
- Banners honoring Oklahoma State's **53** NCAA championships across all sports are hung from the rafters.
- The pride of OSU athletic triumphs are also illustrated in photographic and trophy displays in Heritage Hall, a museum dedicated to athletic and academic excellence at OSU.
- Even after two major construction projects, today's players still compete on the gym's original white maple floor, which was the country's most expensive when it was installed. On Jan. 15, 2005, it was officially renamed **Eddie Sutton Court**.
- The arena was built in 1938 at a cost of \$1.5 million. National powers Oklahoma State and Kansas opened the facility on Dec. 9 in a game that matched coaching legends Iba and Phog Allen. OSU won the game, 21-15.

COWBOY BASKETBALL

By the Numbers

116	Men's basketball seasons at OSU
101	Age of iconic mascot, Pistol Pete (1923-Present)
87	Seasons at Historic Gallagher-Iba Arena
50	Years under hall of fame coaches Iba and Sutton
42	Postseason tournament appearances
39	NCAA tournament victories
38	20-Win seasons
37	NBA Draft picks
34	All-America selections
30	Rows (and more than 120 feet) to the top of GIA
29	NCAA tournament appearances
23	Conference championships
17	First Team All-America picks
16	Times OSU has led the nation in scoring defense
12	Undefeated seasons at GIA
11	NCAA regional finals
10	U.S. Olympians
9	Two-time All-Americans
8	Square footage, to the nearest thousand, of GIA's original white maple floor
7	Legendary center Bob Kurland's height, in feet
6	Final Fours
5	Big 12 Players of the Year
4	College Basketball Hall of Famers with OSU ties
3	Walking distance, in minutes, from GIA to Eskimo Joes
2	National Championships
1	Oklahoma State



Game Notes

PRO POKES

- Three former Cowboys are on NBA rosters:

Cade Cunningham (2020-21) – Pistons

- Cunningham cemented himself as a franchise cornerstone with a five-year rookie max extension, reportedly worth \$224 million. The third-year pro averaged 22.7 points and 7.5 assists per game in 2023-24.

Lindy Waters III (2016-20) – Warriors

- After playing his entire basketball career in the state of Oklahoma -- including the last three with the Oklahoma City Thunder organization -- Waters begins a new adventure on the west coast. He was part of draft day trade to the Golden State Warriors in June, 2024. It was a busy year for Waters, even before that. He split time between the Thunder and its G-League affiliate, the OKC Blue, helping the latter to a championship. In NBA action, he shot better than 43% from deep to help the big club claim the No. 1 seed in the Western Conference. Waters shined off the court, as well. In January, he was inducted into the North American Indigenous Athletic Hall of Fame, and in March, he was named a finalist for the 2023-24 NBA Social Justice Champion Award.

Marcus Smart (2012-14) – Grizzlies

- Smart became the first former Cowboy to reach the \$100 million mark in career earnings. The 10th-year pro and 2022 NBA Defensive Player of the Year averaged career-highs for points (14.5) and steals (2.1) in his first tour with the Memphis Grizzlies but was limited to just 20 games due to injury.

Other Former Cowboys Playing Professionally

Courtesy of Eurobasket; As of Nov. 3, 2024

Player (Years at OSU)-- Club (Country)

Anthony Allen (2014-16) -- Los Mochis (Mexico)
James Anderson (2007-10) -- Al-Ula (Saudi Arabia)*
Caleb Asberry (2022-23) -- BK Redstone (Czech Rep)*
Markel Brown (2010-14) -- Trieste (Italy-Serie A)*
Jeffrey Carroll (2014-18) -- Helsinki (Finland)*
Michael Cobbins (2010-15) -- Brescia (Italy-Serie A)
Marcus Dove (2004-08) -- Tokyo United (Japan-B3)
Jawun Evans (2015-17) Legia Warszawa (Poland)*
Leyton Hammonds (2013-17) BC Dubai (UAE)*
Anthony Hickey (2015) -- Udine (Italy-Serie A2)*
Isaac Likekele (2018-22) -- Kouvot (Finland)*
Mike Marsh (2023-24) -- Pully (Switzerland-SBL)*
Cameron McGriff (2016-20) -- Indios de Mayaguez (Puerto Rico)
Le'Bryan Nash (2011-15) -- Simba Bogor (Indonesia)
Chris Olivier (2015-16) Tokushima (Japan-B3)*
Yankuba Sima (2017-18) -- Unicaja (Spain)*
Kendall Smith (2017-18) -- Panionios (Greece)*
John-Michael Wright (2022-24) -- BK Redstone (Czech Rep.)*

Grizzlies to Retire Tony Allen's No. 9

- The Memphis Grizzlies plan to retire former Cowboy **Tony Allen's** jersey on March 15, 2024. "The Grindfather" will be just the third player in franchise history to receive that honor. He helped the Grizzlies to seven straight NBA playoff appearances from 2010-17 including a trip to the 2013 Western Conference Finals.
- Allen scored over 1,000 points in two seasons at OSU (2002-04) and was leading scorer on the Cowboys' 2004 Final Four squad.

FUTURE POKES

Cowboys Add Two in Fall Signing Period

- A big bruiser with a soft touch and one of the nation's deadliest three-point shooters are the first two members of Oklahoma State's 2025 men's basketball recruiting class.
- Head coach **Steve Lutz** announced the signing of high school seniors **Mekhi Ragland** and **Ryan Crotty** to National Letters of Intent on Wednesday, Nov. 13. Both will join the team as freshmen for the 2025-26 school year.

###

Ryan Crotty | 6-5 | Guard

Holly Springs, N.C. | Miller School (Va.)

- Crotty is a consensus four-star recruit ranked as high as No. 76 in the Class of 2025 by 247Sports.
- Last year the 6-foot-5 shooting guard set Virginia's high school single-season record with 142 three-pointers (4.06 per game) on nearly 46% accuracy and led his team to a VISAA Division II state championship. He also averaged 18.5 points and 5.6 rebounds while earning first team all-state honors.

Lutz on Crotty: "Ryan is a tireless worker who puts team goals ahead of his own. Last year he set Virginia's high school three-point record, but what most impressed me was the way that he did it -- within the flow of the offense for a state championship team. He's been well-coached and has a real understanding of spacing and how to get himself open. Combine that with his size and a quick release, and you can see why he's become one of the nation's elite shooters. He's also a wonderful person and student. We're glad he's decided to join us for his next chapter."

###

Mekhi Ragland | 6-10 | Forward

Liburn, Ga. | Sunrise Christian Academy (Kan.)

- The No. 123 prospect in the Class of 2025, per On3, Ragland is playing his senior year at Kansas-based Sunrise Christian Academy, competing with some of the nation's elite high school programs in the EYBL Scholastic league (formerly NIBC).
- Originally from New Jersey, Ragland has spent the past two years living in the Atlanta area. He was named to the Georgia Coaches Association's Class 7A All-Star Team following his junior season at Berkmar High School and made the Atlanta Tipoff Club's 2023-24 All-Metro Team.

Lutz on Ragland: "We always want to play through our big men, and Mekhi gives us that ability. He's a strong and physical post presence who has an outstanding feel for the game, particularly as a passer. He has good hands, quick feet and a shooting touch that extends all the way out to the perimeter. Mekhi will benefit from a year with Coach Lindsted and the staff at Sunrise Christian Academy, and I'm excited to watch his continued progress. He's a great kid with a bright future, and I'm glad it's with us."

OSU'S RECORD...

	'24-25	'23-24	Streak
Overall	9-6	12-20	L1
Non-Conference (Reg.)	8-3	8-5	W2
Big 12 Reg. Season	1-3	4-14	L1
Big 12 Tournament	-	0-1	L2
Postseason	-	-	L1
Home	6-1	10-8	W1
Away	2-2	1-9	L2
Neutral	1-3	1-3	L2
vs. AP Top 25	0-2	1-6	L3
Shooting 50% or better	1-0	5-1	W1
Shooting <50%	8-6	7-19	L1
Outshooting (or matching) foe	5-0	9-3	W5
Outshot	4-6	3-17	L1
Opponent shoots 50% or better	3-2	1-9	L1
Opponent shoots < 40%	1-0	5-1	W7
Outrebounding opponent	5-4	7-4	L2
Outrebounded	2-3	5-15	W1
Rebounds Even	1-0	0-1	-
Committing fewer turnovers	7-1	6-5	W3
Committing more turnovers	2-3	4-13	L2
Turnovers even	0-2	1-2	-
Forcing < 10 turnovers	-	1-8	L3
Forcing 10-14 turnovers	2-4	8-9	--
Forcing 15-19 turnovers	5-2	1-3	--
Forcing 20+ turnovers	2-0	1-0	W3
Outscoring opp. at FT line	7-3	6-11	L1
Outscored at FT line	1-3	5-7	L1
Free throws even	1-0	1-2	--
Scoring < 70 Points	1-4	0-15	L3
Scoring < 80 Points	3-6	5-19	L1
Scoring 80+ points	6-0	7-1	W6
Scoring 90+ points	-	3-0	W12+
Scoring 100+ points	-	-	W2+
Opponent scores < 50 points	-	-	W8+
Opponent scores < 60 points	1-0	2-0	W7
Opponent scores < 70 points	3-2	6-5	W1
Opponent scores < 80 points	9-2	11-14	W1
Opponent scores 80+ points	0-4	1-6	L7
Opponent scores 90+ points	0-1	0-2	L4
Opponent scores 100+ points	-	-	L2+
Leading at Halftime	8-1	10-4	W5
Trailing at Halftime	1-5	1-15	L3
Tied at Halftime	-	0-1	-
Overtime Games	-	0-3	L7
One Possession Games (1-3 pts)	-	1-4	L1
Margin of 5 points or less	1-0	3-9	W1
Single-digit margins	5-1	4-10	W3
Sunday	3-1	4-0	W2
Monday	1-1	1-1	L1
Tuesday	2-0	1-8	W2
Wednesday	1-0	2-1	W1
Thursday	1-1	0-2	L1
Friday	1-0	1-1	W1
Saturday	0-3	3-7	L6
November	4-2	3-4	L1
December	4-2	4-1	L1
January	1-2	2-7	L1
February	-	3-4	L2
March	-	0-4	L5
Before Noon	-	0-1	-
Noon to 6 p.m. Local	4-4	8-4	L2
6-8 p.m. Local	4-2	4-9	W1
After 8 p.m. Local	1-0	0-6	W1
Orange Uniforms	2-3	-	L2
White Uniforms	4-1	-	W1
Black Uniforms	2-2	-	L1
Grey Uniforms	1-0	-	W1

National Rankings & Leaderboards

NET RANKINGS

OKLAHOMA STATE TEAM SHEET

As of Jan. 12, 2025

Quadrant 1 0-4

H: 1-30 • N: 1-50 • A: 1-75

Dec. 14	vs. Oklahoma	47	L, 65-80
Dec. 30	Houston	3	L, 47-60
Jan. 4	at West Virginia	29	L, 50-69
Jan. 11	at Utah	74	L, 62-83
Jan. 14	at BYU	48	-
Jan. 21	Arizona	16	-
Jan. 26	at Texas Tech	19	-
Feb. 4	at Houston	3	-
Feb. 12	at TCU	73	-
Feb. 15	Texas Tech	19	-
Feb. 22	at Kansas	18	-
Feb. 25	Iowa St.	6	-
Mar. 1	at Baylor	20	-

Quadrant 2 0-1

H: 31-75 • N: 51-100 • A: 76-135

Nov. 24	vs. Nevada	62	L, 78-90
Jan. 29	at Kansas St.	124	-
Feb. 1	Utah	89	-
Feb. 9	Arizona St.	51	-
Mar. 5	at UCF	84	-
Mar. 8	Cincinnati	35	-

Quadrant 3 3-1

H: 76-160 • N: 101-200 • A: 136-240

Nov. 10	St. Thomas MN	100	W, 80-71
Nov. 21	vs. Florida Atlantic	104	L, 78-86
Dec. 8	at Seton Hall	179	W, 85-76
Jan. 7	Kansas St.	132	W, 79-66
Jan. 18	Colorado	87	-
Feb. 19	UCF	78	-

Quadrant 4 6-0

H: 161-362 • N: 201-362 • A: 241-362

Nov. 4	Green Bay	326	W, 89-76
Nov. 14	Southern Illinois	268	W, 85-78
Nov. 22	vs. Miami	207	W, 80-74
Dec. 4	at Tulsa	302	W, 76-55
Dec. 18	Tarleton St.	304	W, 66-61
Dec. 22	Oral Roberts	337	W, 86-74

BIG 12 IN THE NET RANKINGS

(As of Jan. 12, 2025)

NET	Team	W-L	SOS	WAB
3	Houston	12-3	82	0.81
6	Iowa St.	14-1	29	3.92
8	Kansas	12-3	17	2.62
16	Arizona	10-5	20	0.51
19	Texas Tech	11-4	117	-0.69
20	Baylor	10-4	4	1.85
29	West Virginia	12-3	24	2.21
41	Cincinnati	10-5	72	-1.05
48	BYU	10-5	89	-1.30
55	Arizona St.	10-5	14	0.73
73	TCU	9-6	40	-1.36
74	Utah	9-6	55	-1.77
78	UCF	11-4	43	0.53
87	Colorado	9-6	30	-1.10
115	Oklahoma St.	9-6	108	-2.59
132	Kansas St.	7-8	85	-4.24

OSU ON THE LEADERBOARDS (as of Jan. 12)

Team Statistics	NCAA	B12	Tot.	Big 12 Leader(s)	NCAA Leader(s)
Bench Points per game (355 ranked)	12	1	34.60	Oklahoma St.	34.60
Free Throws Made Per Game (355 ranked)	24	3	17.8	UCF	18.5
Free Throw Attempts Per Game (355 ranked)	25	2	24.5	Iowa St.	24.5
Turnovers Forced Per Game (355 ranked)	35	2	15.40	Iowa St.	15.73
Steals Per Game (355 ranked)	38	2	9.1	Iowa St.	9.9
Fastbreak Points (355 ranked)	50	3	13.93	Iowa St.	15.13
Rebounds (Offensive) Per Game (355 ranked)	53	4	12.93	Baylor	14.13
Turnover Margin (355 ranked)	62	7	2.5	Iowa St.	5.8
Rebound Margin (355 ranked)	78	10	4.9	BYU	10.2
Rebounds Per Game (355 ranked)	110	9	37.40	Arizona	41.40
Winning Percentage (355 ranked)	139	12	60.0	Iowa St.	93.3
Free Throw Percentage (355 ranked)	142	9	72.8	Texas Tech	77.7
Scoring Offense (355 ranked)	218	14	73.7	Iowa St.	86.2
Blocks Per Game (355 ranked)	232	15	2.9	Houston	5.4
Rebounds (Defensive) Per Game (355 ranked)	235	13	24.47	Kansas	29.07
Scoring Defense (355 ranked)	236	15	73.3	Houston	54.2
Scoring Margin (355 ranked)	240	16	0.5	Houston	22.9
Turnovers Per Game (355 ranked)	261	13	12.9	Houston	9.4
Three Point Percentage (355 ranked)	279	16	31.7	Houston	41.5
Three Point Attempts Per Game (355 ranked)	286	16	20.4	BYU	29.3
Assists Per Game (355 ranked)	293	16	12.2	Utah	20.5
Three Point Percentage Defense (355 ranked)	295	14	35.4	Cincinnati	27.1
Assist/Turnover Ratio (355 ranked)	298	16	0.94	Kansas	1.80
Three Pointers Per Game (355 ranked)	303	16	6.5	BYU	10.4
Field Goal Percentage (355 ranked)	306	15	42.0	Texas Tech	50.5
Effective FG pct (355 ranked)	318	16	0.475	Texas Tech	0.584
Field Goal Percentage Defense (355 ranked)	320	16	46.7	Houston	34.7
Fouls Per Game (355 ranked)	323	16	19.1	Cincinnati	13.2
				Creighton	10.7

Individual Statistics	Player	NCAA	B12	Tot.	Big 12 Leader(s)
Assist/Turnover Ratio (350 ranked)	-	-	-	-	Milos Uzan, Houston 3.65
Assists (331 ranked)	-	-	-	-	Dajuan Harris Jr., Kansas 79
Assists Per Game (348 ranked)	-	-	-	-	Elijah Hawkins, Texas Tech 5.9
Blocks (350 ranked)	Abou Ousmane	307	16	14	Jayden Quaintance, Arizona 44
Blocks Per Game (349 ranked)	Abou Ousmane	236	13	1.00	Jayden Quaintance, Arizona 2.93
Double Doubles (219 ranked)	-	-	-	-	Hunter Dickinson, Kansas 9
Field Goal Attempts (344 ranked)	-	-	-	-	Javon Small, West Virginia 212
Field Goal Percentage (350 ranked)	-	-	-	-	David N'Guessan, Kansas St. 64.7
Field Goals (344 ranked)	-	-	-	-	Hunter Dickinson, Kansas 99
Free Throw Attempts (344 ranked)	-	-	-	-	Keshon Gilbert, Iowa St. 89
Free Throw Percentage (349 ranked)	Robert Jennings	84	5	85.7	Julian Hammond III, Colorado 93.5
	Abou Ousmane	312	13	76.1	
	-	-	-	-	
Minutes Per Game (350 ranked)	-	-	-	-	Javon Small, West Virginia
Points (348 ranked)	-	-	-	-	Javon Small, West Virginia 297
Points Per Game (986 ranked)	Marchelus Avery	536	21	12.6	Javon Small, West Virginia 19.8
	Abou Ousmane	540	22	12.6	
	-	-	-	-	
Rebounds (Defensive) Per Game (349 ranked)	-	-	-	-	Hunter Dickinson, Kansas 7.67
Rebounds (Offensive) Per Game (349 ranked)	Abou Ousmane	207	13	2.29	Norchad Omier, Baylor 4.00
Rebounds Per Game (347 ranked)	-	-	-	-	Norchad Omier, Baylor 10.6
Steals (337 ranked)	Arturo Dean	147	6	27	Darius Johnson, UCF 43
Steals Per Game (331 ranked)	Arturo Dean	73	6	1.93	Darius Johnson, UCF 2.87
	Khalil Brantley	331	20	1.40	
Three Point Attempts (342 ranked)	-	-	-	-	Gabe Madsen, Utah 128
	-	-	-	-	
Three Pointers Per Game (349 ranked)	-	-	-	-	Brendan Hausen, Kansas St. 3.13
Total 3-point FGM (320 ranked)	-	-	-	-	Brendan Hausen, Kansas St. 47
Triple Doubles (2 ranked)	-	-	-	-	-
Total 3-point FGM (325 ranked)	-	-	-	-	Gabe Madsen, Utah 45
Triple Doubles (2 ranked)	-	-	-	-	-

Leaderboards are updated daily throughout the season at stats.ncaa.org

For averages, players must have competed in at least 75% of his team's games.

Other minimums also apply: FG% (5.0 FGM/game), 3Pt% (2.5 3FGM/game), FT% (2.5 FTM/game), A:TO Ratio (3.0 APG)

2024-25 Schedule / Results

Game Records

	Overall	Home	Away	Neutral
All Games	9-6	6-1	2-2	1-3
Big 12	1-3	1-1	0-2	-
Big 12 Tournament	-	-	-	-
Non-Conference	8-3	5-0	2-0	1-3
vs. AP Top-25	0-2	0-1	-	0-1

Results

	AP/Co	W/L	Score	Leading Scorer(s)	Leading Rebounder(s)	Attend.
Nov. 4	-/-	GREEN BAY	W 89-76	22 -- Bryce Thompson	8 -- Abou Ousmane	7,251
Nov. 10	-/-	ST. THOMAS (MN)	W 80-71	23 -- Marchelus Avery	9 -- Arturo Dean	5,447
Nov. 14	-/-	SOUTHERN ILLINOIS	W 85-78	18 -- Brandon Newman / Abou Ousmane	4 -- Avery, Davis, Ousmane, Thompson	5,804

Shriners Children's Charleston Classic (Charleston, S.C. / TD Arena)

Nov. 21	vs St. Bonaventure	L 78-86	16 -- Khalil Brantley / Robert Jennings	11 -- Robert Jennings	1,818
Nov. 22	vs Miami	W 80-74	17 -- Bryce Thompson	8 -- Marchelus Avery	1,936
Nov. 24	vs Nevada	L 78-90	15 -- Marchelus Avery	6 -- Abou Ousmane	2,063

Dec. 4	at Tulsa	W 76-55	15 -- Bryce Thompson	8 -- Devo Davis	4,590
Dec. 8	at Seton Hall %	W 85-76	14 -- Robert Jennings / Jamyron Keller	4 -- Avery, Jennings, Newman	8,791

Oklahoma Oil & Natural Gas Bedlam Rivalry (Oklahoma City / Paycom Center)

Nov 16	vs. Oklahoma	L 65-80	19 -- Marchelus Avery	6 -- Marchelus Avery	10,300
Dec. 18	TARLETON STATE	W 66-61	18 -- Marchelus Avery	10 -- Marchelus Avery	5,188
Dec. 22	ORAL ROBERTS	W 86-74	19 -- Abou Ousmane	7 -- Abou Ousmane	6,349
Dec. 31	HOUSTON *	L 47-60	12 -- Brandon Newman	8 -- Khalil Brantley	7,365
Jan. 3	at West Virginia *	L 50-69	15 -- Marchelus Avery	11 -- Abou Ousmane	11,753
Jan. 6	KANSAS STATE *	W 79-66	27 -- Abou Ousmane	5 -- Abou Ousmane	5,540
Jan. 9	at Utah *	L 62-83	16 -- Bryce Thompson	6 -- Marchelus Avery	7,922
Jan. 13	at BYU *	-	-	-	-
Jan. 16	COLORADO *	-	-	-	-
Jan. 20	ARIZONA *	-	-	-	-
Jan. 23	at Texas Tech *	-	-	-	-
Jan. 27	at Kansas State *	-	-	-	-
Jan. 30	UTAH *	-	-	-	-
Feb. 3	at Houston *	-	-	-	-
Feb. 6	ARIZONA STATE *	-	-	-	-
Feb. 10	at TCU *	-	-	-	-
Feb. 17	TEXAS TECH *	-	-	-	-
Feb. 21	UCF *	-	-	-	-
Feb. 24	at Kansas *	-	-	-	-
Feb. 28	IOWA STATE *	-	-	-	-
Mar. 2	at Baylor *	-	-	-	-
Mar. 5	at UCF *	-	-	-	-
Mar. 9	CINCINNATI *	-	-	-	-

Phillips 66 Big 12 Men's Basketball Championship (Kansas City, Mo. / T-Mobile Center)

Mar 11-15	TBD	-	-	-	-
-----------	-----	---	---	---	---

% = Big 12-Big East Battle * = Big 12 Conference Game

Scoring Margins

	1	2	3	4	5	6	7	8	9	10	11	12	13	14	15	16	17	18	19	20-29	30-39	40+	5 or <	<10	10+	20+
Wins	1	1	1	.	2	.	.	1	2	1	.	.	1	5	4	1
Losses	1	.	.	.	1	1	.	1	.	.	.	1	1	.	.	.	1	5	1

P-R-A / Participation

Points-Rebounds-Assists

			0	1	2	4	5	6	7	13	14	19	24	25	33	34	35	23	55
			AVERY	THOMPSON	DEAN	DAVIS	BRANTLEY	NEWMAN	COLE	DOW	KELLER	VUKOVIC	SUEMNICK	JENNINGS	OUSMANE	CARON	BOBIK	KELVIN	SMITH
Date	Opponent	Result																	
Nov. 4	GREEN BAY	W 89-76	10-5-0	22-5-1	8-7-3	10-2-0	9-3-4	2-3-2	---	0-1-0	2-0-2	---	2-2-0	8-3-0	16-8-1	---	--	--	---
Nov. 10	ST. THOMAS	W 80-71	23-3-1	11-2-3	4-9-5	1-1-0	8-5-3	6-6-1	---	3-0-0	5-1-0	---	11-1-1	8-3-0	---	---	---	---	---
Nov. 14	SOUTHERN ILL.	W 85-78	11-4-4	10-4-1	6-2-5	7-4-1	6-2-3	18-0-0	---	---	4-2-1	---	2-2-0	3-3-0	18-4-4	---	---	---	---
Nov. 21	vs. Fla. Atlantic	L 78-86	6-7-1	8-2-1	3-3-4	8-3-2	16-4-3	9-10-0	---	0-0-0	7-3-2	---	0-0-0	14-11-0	7-3-0	---	---	---	---
Nov. 22	vs. Miami	W 80-74	15-8-1	17-3-2	8-0-0	3-1-3	8-2-2	9-1-1	---	---	2-1-0	---	4-3-0	6-2-0	8-5-2	---	---	---	---
Nov. 24	vs. Nevada	L 78-90	15-3-1	7-5-2	13-4-1	0-0-0	9-3-3	4-1-1	---	---	5-0-0	---	3-2-0	11-3-0	11-6-0	---	---	---	---
Dec. 4	at Tulsa	W 76-55	11-6-2	15-1-4	8-2-4	4-8-2	4-0-1	11-3-0	0-0-0	0-1-2	2-2-1	1-0-0	1-0-0	4-5-1	13-7-1	2-0-0	0-0-0	---	---
Dec. 8	at Seton Hall	W 85-76	6-4-3	2-1-1	11-1-3	0-2-1	9-3-8	13-4-1	---	0-0-0	14-2-3	---	3-2-1	14-4-0	13-3-0	---	---	---	---
Dec. 14	vs. Oklahoma	L 65-80	19-6-2	2-0-1	11-0-2	0-2-1	8-4-1	6-2-0	---	---	5-3-0	---	1-5-0	4-4-0	9-4-1	---	---	---	---
Dec. 18	TARLETON ST.	W 66-61	18-10-0	10-7-1	5-1-3	2-2-1	8-2-2	2-2-0	---	---	10-2-3	2-0-0	0-1-0	1-3-0	8-7-3	---	---	---	---
Dec. 22	ORAL ROBERTS	W 86-74	9-6-3	14-1-0	4-2-3	2-4-0	10-4-1	3-3-0	---	---	10-3-1	6-1-0	---	9-5-1	19-7-0	---	---	---	---
Dec. 30	HOUSTON*	L 47-60	5-3-1	0-1-1	9-4-1	0-0-0	0-8-4	12-4-0	---	---	4-0-0	---	2-1-0	10-5-0	5-6-0	---	---	---	---
Jan. 4	at West Virginia*	L 50-69	15-5-1	7-2-0	6-4-0	0-1-0	2-2-1	0-2-1	---	---	0-2-2	---	3-3-0	3-4-0	14-11-0	---	---	---	---
Jan. 7	KANSAS ST.*	W 79-66	13-4-0	10-2-3	0-4-3	0-0-0	6-2-5	9-4-1	---	---	7-3-2	---	3-0-0	4-4-1	27-5-0	---	---	---	---
Jan. 11	at Utah*	L 62-83	13-6-1	16-4-3	---	2-1-1	5-4-3	10-3-0	0-0-0	0-0-0	6-5-1	0-2-0	0-3-0	2-4-0	8-5-0	0-0-0	---	---	---
Jan. 14	at BYU*																		
Jan. 18	COLORADO*																		
Jan. 21	ARIZONA*																		
Jan. 26	at Texas Tech*																		
Jan. 29	at Kansas St.*																		
Feb. 1	UTAH*																		
Feb. 4	at Houston*																		
Feb. 9	ARIZONA ST.*																		
Feb. 12	at TCU*																		
Feb. 15	TEXAS TECH*																		
Feb. 19	UCF*																		
Feb. 22	at Kansas*																		
Feb. 25	IOWA ST.*																		
Mar. 1	at Baylor*																		
Mar. 5	at UCF*																		
Mar. 8	CINCINNATI*																		

#-#-#=Starter * = Big 12 Conference Game ^ = Phillips 66 Big 12 Men's Basketball Championship

2024-25 Starting Lineups / Records

Thompson, Davis, Brantley, Jennings, Ousmane

Record: 4-3, Last Used: Dec. 14 vs. Oklahoma

*** Thompson, Brantley, Keller, Jennings, Ousmane

Record: 2-3, Used Last Game

Thompson, Dean, Keller, Jennings, Ousmane

Record: 1-0, Last Used: Jan. 7 vs. K-State

Thompson, Davis, Brantley, Jennings, Suemnick

Record: 1-0, Last Used: Nov. 14 vs. SIU

Thompson, Davis, Brantley, Dow, Jennings

Record: 1-0, Last Used: Nov. 10 vs. St. Thomas

2024-25 Participation

	GP	W-L	GS	W-L
Bryce Thompson (Sr.)	15	9-6	15	9-6
Jamyron Keller (Fr.)	15	9-6	6	3-3
Connor Dow (Fr.)	6	3-3	1	1-0
Davonte Davis (Gr.)	15	9-6	9	6-3
Brandon Newman (Gr.)	15	9-6	-	-
Khalil Brantley (Sr.)	15	9-6	14	8-6
Marchelus Avery (5th)	15	9-6	-	-
Robert Jennings (Jr.)	15	9-6	15	9-6
Arturo Dean (Jr.)	14	9-5	1	1-0
Abou Ousmane (5th)	14	8-6	13	7-6
Patrick Suemnick (Gr.)	14	8-6	1	1-0
Andrija Vukovic (Fr.)	4	3-1	-	-
Tyler Caron (Gr.)	2	1-1	-	-
Kirk Cole (Jr.)	2	1-1	-	-
Jaxton Bobik (R-Fr.)	1	1-0	-	-
Mikey Kelvin II (R-Sr.)	-	-	-	-
C.J. Smith (So.)	-	-	-	-

OSU Career

GP	Streak	GS	Streak
98	15	93	15
40	28	14	6
33	1	8	-
15	15	9	-
15	15	-	-
15	15	14	1
15	15	-	-
15	15	15	15
14	-	1	-
14	13	13	12
14	4	1	-
4	1	-	-
2	1	-	-
2	1	-	-
1	-	-	-
-	-	-	-
-	-	-	-

NCAA Career

GP	GS
118	97
40	14
33	8
147	94
137	68
109	79
90	16
76	29
77	59
140	108
83	8
4	0
92	89
11	0
1	0
-	-
-	-

Miscellaneous Statistics

Big Games

		Pts Leader		Reb Leader		Ast Leader		Dunks	Fouls	10+ Points			20+ Points			30+ Points			10+ Rebounds			10+ Assists			Double-Doubles		
		24-25	OSU	24-25	OSU	24-25	OSU			24-25	OSU	NCAA	24-25	OSU	NCAA	24-25	OSU	NCAA	24-25	OSU	NCAA	24-25	OSU	NCAA	24-25	OSU	NCAA
0	Marchelus Avery	5	5	6	6	2	2	7	33	11	11	31	1	1	7	-	-	-	1	1	3	-	-	-	1	1	3
1	Bryce Thompson	4	23	1	2	2	20	5	37	9	55	58	1	8	8	-	-	-	-	-	-	-	-	-	-	-	-
2	Arturo Dean	-	-	1	1	7	7	-	25	3	3	48	-	-	5	-	-	-	-	-	1	-	-	1	-	-	3
4	Davonte Davis	-	-	2	2	1	1	-	8	1	1	54	-	-	4	-	-	-	-	-	4	-	-	-	-	-	2
5	Khalil Brantley	1	1	1	1	6	6	-	44	2	2	65	-	-	12	-	-	1	-	-	3	-	-	1	-	-	3
6	Brandon Newman	2	2	1	1	-	-	-	16	5	5	47	-	-	2	-	-	-	1	1	3	-	-	-	-	-	1
7	Kirk Cole	-	-	-	-	-	-	-	-	-	-	-	-	-	-	-	-	-	-	-	-	-	-	-	-	-	-
13	Connor Dow	-	-	-	1	-	-	-	2	-	-	-	-	-	-	-	-	-	-	-	-	-	-	-	-	-	-
14	Jamyrn Keller	1	3	-	2	2	5	2	18	3	9	9	-	1	1	-	-	-	-	-	-	-	-	-	-	-	-
19	Andrija Vukovic	-	-	-	-	-	-	-	7	-	-	-	-	-	-	-	-	-	-	-	-	-	-	-	-	-	-
23	Mikey Kelvin II	-	-	-	-	-	-	-	-	-	-	-	-	-	-	-	-	-	-	-	-	-	-	-	-	-	-
24	Patrick Suemnick	-	-	-	-	-	-	4	15	1	1	5	-	-	1	-	-	-	-	-	-	-	-	-	-	-	-
25	Robert Jennings II	2	2	2	2	-	-	7	42	4	4	7	-	-	-	-	-	-	1	1	1	-	-	-	1	1	1
33	Abou Ousmane	3	3	6	6	1	1	7	34	8	8	54	1	1	7	-	-	1	1	1	18	-	-	-	1	1	11
34	Tyler Caron	-	-	-	-	-	-	1	-	-	-	-	-	-	-	-	-	-	-	-	-	-	-	-	-	-	-
35	Jaxton Bobik	-	-	-	-	-	-	-	-	-	-	-	-	-	-	-	-	-	-	-	-	-	-	-	-	-	-
55	C.J. Smith	-	-	-	-	-	-	-	-	-	-	-	-	-	-	-	-	-	-	-	-	-	-	-	-	-	-

Miscellaneous

Opponent	Opening Tipoff		Opening Run		1st OSU...		1st Opponent...		First OSU Sub		OSU Dunks		1st Half		2nd Half		Final	
	Player-Result		By	Score	Pts	FG	Pts	FG	Time	Player(s)	#	Player(s)	Score	+/-	Score	+/-	Score	+/-
GREEN BAY	Jennings	W	Them	0-3	18:21	"	19:13	"	17:21	Avery	4	Avery, Ousmane, Suemnick, Thompson	39-38	+1	50-38	+12	W, 89-76	+13
ST. THOMAS	Jennings	W	Them	0-3	17:52	15:34	19:08	"	18:09	Avery	7	Suemnick (3), Thompson (2), Avery, Jennings	33-23	+10	47-48	-1	W, 80-71	+9
SOUTHERN ILL.	Suemnick	L	Them	0-6	16:02	"	18:22	"	17:01	Avery, Dean, Ousmane	3	Ousmane (3)	38-37	+1	47-41	+6	W, 85-78	+7
vs. Fla. Atlantic	Jennings	W	Them	0-7	17:59	"	19:27	"	18:22	Avery	2	Avery, Jennings	39-34	+5	39-52	-13	L, 78-86	-8
vs. Miami	Jennings	L	OSU	9-0	18:20	"	16:11	15:39	16:11	Avery, Keller	0	-	43-27	+16	37-47	-10	W, 80-74	+6
vs. Nevada	Jennings	L	Them	0-3	18:16	16:05	19:46	18:28	15:34	Dean, Newman	1	Avery	33-40	-7	45-50	-5	L, 78-90	-12
at Tulsa	Jennings	L	Them	0-4	18:25	"	19:10	"	16:13	Dean	5	Avery (2), Caron, Ousmane, Thompson	39-26	+13	37-29	+8	W, 76-55	+21
at Seton Hall	Jennings	W	OSU	3-0	19:40	"	19:24	"	15:57	Newman	3	Jennings (2), Keller	45-26	+19	40-50	-10	W, 85-76	+9
vs. Oklahoma	Jennings	L	Them	0-4	18:27	"	19:36	"	18:17	Suemnick	1	Ousmane	26-43	-17	39-37	+2	L, 65-80	-15
TARLETON ST.	Jennings	L	OSU	1-0	18:36	18:13	18:21	"	17:27	Avery	0	-	25-31	-6	41-30	+11	W, 66-61	+5
ORAL ROBERTS	Jennings	W	OSU	5-0	19:39	"	18:27	"	15:12	Avery, Davis, Dean	2	Jennings, Thompson	38-31	+7	48-43	+5	W, 86-74	+12
HOUSTON*	Jennings	L	Them	0-2	18:29	17:05	18:51	"	16:10	Avery, Dean	4	Jennings (2), Avery, Ousmane	18-28	-10	29-32	-3	L, 47-60	-13
at West Virginia*	Jennings	L	Them	0-5	19:18	"	16:39	"	16:45	Dean, Newman	0	-	19-46	-27	31-23	+8	L, 50-69	-19
KANSAS ST.*	Jennings	W	OSU	5-0	19:37	"	17:55	"	14:59	Avery, Brantley, Davis	1	Keller	43-24	+19	36-42	-6	W, 79-66	+13
at Utah*	Jennings	L	Them	0-12	19:36	18:37	16:08	15:34	18:01	Newman	0	-	26-37	-10	36-46	-10	L, 62-83	-21
at BYU*																		
COLORADO*																		
ARIZONA*																		
at Texas Tech*																		
at Kansas St.*																		
UTAH*																		
at Houston*																		
ARIZONA ST.*																		
at TCU*																		
TEXAS TECH*																		
UCF*																		
at Kansas*																		
IOWA ST.*																		
at Baylor*																		
at UCF*																		
CINCINNATI*																		

Game-by-Game Comparison

Game-by-Game Comparison (OSU listed first in bold, then opponent)

			FG	%	3PT	%	FT	%	OR	DR	TR	RPG	PF	A	TO	BLK	STL	TP	PPG
Nov. 4	GREEN BAY	W, 89-76	29-69	.420	10-22	.455	21-24	.875	19	24	43	43.0	17	13	13	4	11	89	89.0
			25-51	.490	14-31	.452	12-16	.750	3	22	25	25.0	17	14	19	2	8	76	76.0
Nov. 10	ST. THOMAS	W, 80-71	27-60	.450	6-22	.273	20-28	.714	9	28	37	40.0	16	14	10	3	12	80	84.5
			25-62	.403	15-36	.417	6-10	.600	10	27	37	31.0	18	14	20	4	4	71	73.5
Nov. 14	SOUTHERN ILLINOIS	W, 85-78	31-65	.477	8-20	.400	15-20	.750	10	23	33	37.7	15	19	7	5	11	85	84.7
			31-61	.508	11-28	.393	5-11	.455	9	27	36	32.7	18	19	18	5	4	78	75.0
Nov. 21	vs. Florida Atlantic	L, 78-86	25-73	.342	6-26	.231	22-32	.688	19	31	50	40.8	33	13	15	2	11	78	83.0
			22-52	.423	7-23	.304	35-49	.714	6	33	39	34.3	23	11	15	5	5	86	77.8
Nov. 22	vs. Miami	W, 80-74	27-57	.474	10-22	.455	16-21	.762	11	20	31	38.8	18	11	8	3	6	80	82.4
			26-58	.448	6-24	.250	16-21	.762	13	22	35	34.4	14	10	13	5	3	74	77.0
Nov. 24	vs. Nevada	L, 78-90	21-50	.420	6-21	.286	30-41	.732	9	21	30	37.3	23	8	8	1	4	78	81.7
			33-56	.589	7-18	.389	17-25	.680	8	24	32	34.0	26	14	10	3	4	90	79.2
Dec. 4	at Tulsa	W, 76-55	30-61	.492	3-8	.375	13-21	.619	12	27	39	37.6	17	18	14	7	16	76	80.9
			21-58	.362	5-24	.208	8-15	.533	13	22	35	34.1	17	8	22	8	8	55	75.7
Dec. 8	at Seton Hall	W, 85-76	29-51	.569	10-26	.385	17-19	.895	8	19	27	36.3	24	21	16	5	9	85	81.4
			27-54	.500	7-19	.368	15-23	.652	11	13	24	32.9	16	16	15	2	10	76	75.8
Dec. 14	vs. Oklahoma	L, 65-80	22-56	.393	5-18	.278	16-25	.640	14	25	39	36.6	19	8	16	1	8	65	79.6
			30-61	.492	8-23	.348	12-19	.632	10	26	36	33.2	22	12	12	4	7	80	76.2
Dec. 18	TARLETON ST.	W, 66-61	22-55	.400	8-23	.348	14-19	.737	14	28	42	37.1	17	13	18	1	7	66	78.2
			25-54	.463	7-18	.389	4-10	.400	4	22	26	32.5	18	8	14	4	11	61	74.7
Dec. 22	ORAL ROBERTS	W, 86-74	26-54	.481	3-14	.214	31-39	.795	17	27	44	37.7	17	9	15	3	9	86	78.9
			24-56	.429	12-30	.400	14-18	.778	8	12	20	31.4	25	16	16	3	7	74	74.6
Dec. 30	HOUSTON*	L, 47-60	14-54	.259	4-19	.211	15-18	.833	11	28	39	37.8	10	7	14	1	7	47	76.3
			24-57	.421	6-20	.300	6-6	1.000	5	29	34	31.6	16	9	12	5	8	60	73.4
Jan. 4	at West Virginia*	L, 50-69	18-54	.333	3-21	.143	11-20	.550	12	26	38	37.8	22	5	17	2	9	50	74.2
			23-55	.418	11-30	.367	12-20	.600	12	28	40	32.2	16	15	15	3	7	69	73.1
Jan. 7	KANSAS ST.*	W, 79-66	28-59	.475	9-21	.429	14-18	.778	11	18	29	37.2	19	15	12	3	11	79	74.6
			24-47	.511	3-14	.214	15-20	.750	7	23	30	32.1	16	13	19	5	9	66	72.6
Jan. 11	at Utah*	L, 62-83	22-66	.333	6-23	.261	12-22	.545	18	22	40	37.4	19	9	11	3	5	62	73.7
			30-54	.556	6-15	.400	17-24	.708	6	33	39	32.5	22	23	11	7	3	83	73.3
Jan. 14	at BYU*																		
Jan. 18	COLORADO*																		
Jan. 21	ARIZONA*																		
Jan. 26	at Texas Tech*																		
Jan. 29	at Kansas St.*																		
Feb. 1	UTAH*																		
Feb. 4	at Houston*																		
Feb. 9	ARIZONA ST.*																		
Feb. 12	at TCU*																		
Feb. 15	TEXAS TECH*																		
Feb. 19	UCF*																		
Feb. 22	at Kansas*																		
Feb. 25	IOWA ST.*																		
Mar. 1	at Baylor*																		

Advanced Statistics

GBG Advanced (OSU listed first in Bold)			Rebounding				Assists/Turnovers				Defense		Points Scored From...					Leads/Deficits			
		Poss.	Pts/Pos	OR%	DR%	+/-TR	+/-TO	A:TO	A%	TO%	Stl%	Blk%	TO	Paint	2nd Ch	FB	Bnch	Ties	LC	Led for	Largest
Nov. 4	GREEN BAY W, 89-76	74	1.20 1.03	46.3 11.1	88.9 53.7	18	6	1.00 0.74	44.8 56.0	17.6 25.7	14.9 10.8	20.0 4.3	27 8	34 22	20 4	15 9	24 6	5	9	24:32 13:30	22 7
Nov. 10	ST. THOMAS W, 80-71	76	1.05 0.93	25.0 26.3	73.7 75.0	E	10	1.40 0.70	51.9 56.0	13.2 26.3	15.8 5.3	11.5 10.5	20 13	38 18	7 7	26 8	49 8	0	1	34:21 4:47	17 4
Nov. 14	SOUTHERN ILLINOIS W, 78-78	73	1.16 1.07	27.0 28.1	71.9 73.0	-3	11	2.71 1.06	61.3 61.3	9.6 24.7	15.1 5.5	15.2 11.1	30 7	44 36	17 15	23 2	57 19	7	7	23:58 10:42	18 8
Nov. 21	vs. Florida Atlantic L, 78-86	84	0.93 1.02	36.5 16.2	83.8 63.5	11	E	0.87 0.73	52.0 50.0	17.9 17.9	13.1 6.0	6.9 10.6	12 11	32 28	14 8	16 9	25 25	4	4	24:34 13:09	10 10
Nov. 22	vs. Miami W, 80-74	66	1.21 1.12	33.3 39.4	60.6 66.7	-4	5	1.38 0.77	40.7 38.5	12.1 19.7	9.1 4.5	8.8 14.3	10 10	30 30	14 16	3 7	38 14	0	0	38:20 -	20 -
Nov. 24	vs. Nevada L, 78-90	69	1.13 1.30	27.3 27.6	72.4 72.7	-2	2	1.00 1.40	38.1 42.4	11.6 14.5	5.8 5.8	2.6 10.3	9 10	26 46	11 9	18 4	40 15	4	0	- 37:57	- 19
Dec. 4	at Tulsa W, 76-55	74	1.03 0.74	35.3 32.5	67.5 64.7	4	8	1.29 0.36	60.0 38.1	18.9 29.7	21.6 10.8	20.6 15.1	32 12	48 20	14 8	17 6	36 14	2	7	33:35 4:47	26 4
Dec. 8	at Seton Hall W, 85-76	68	1.25 1.12	38.1 36.7	63.3 61.9	3	-1	1.31 1.07	72.4 59.3	23.5 22.1	13.2 14.7	14.3 8.0	25 13	34 34	4 11	20 6	47 37	0	0	39:40 ---	25 -
Dec. 14	vs. Oklahoma L, 65-80	71	0.92 1.13	35.0 28.6	71.4 65.0	3	-4	0.50 1.00	36.4 40.0	22.5 16.9	11.3 9.9	2.6 10.5	9 21	26 42	16 17	8 7	42 7	0	0	--- 39:36	- 27
Dec. 18	TARLETON ST. W, 66-61	68	0.97 0.90	38.9 12.5	87.5 61.1	16	-4	0.72 0.57	59.1 32.0	26.5 20.6	10.3 16.2	2.8 12.5	8 12	26 30	14 3	13 11	29 3	4	4	15:42 19:45	8 12
Dec. 22	ORAL ROBERTS W, 86-74	72	1.19 1.03	58.6 22.9	77.1 41.4	24	1	0.60 1.00	34.6 66.7	20.8 22.2	12.5 9.7	11.5 7.5	16 16	42 22	14 6	14 6	24 32	5	10	29:51 6:45	20 4
Dec. 30	HOUSTON* L, 47-60	66	0.71 0.91	27.5 15.2	84.8 72.5	5	-2	0.50 0.75	50.0 37.5	21.2 18.2	10.6 12.1	2.7 14.3	7 16	20 28	10 7	9 14	28 4	5	4	4:26 28:09	6 22
Jan. 4	at West Virginia* L, 50-69	68	0.74 1.01	30.0 31.6	68.4 70.0	-2	-2	0.29 1.00	27.8 65.2	25.0 22.1	13.2 10.3	8.0 9.1	12 20	28 22	11 19	8 1	24 7	0	0	--- 39:18	- 28
Jan. 7	KANSAS ST.* W, 79-66	69	1.14 0.96	32.4 28.0	72.0 67.6	-1	7	1.25 0.68	53.6 54.2	17.4 27.5	15.9 13.0	9.1 13.2	31 14	34 38	10 10	14 4	31 18	2	0	39:08 ---	21 -
Jan. 11	at Utah* L, 62-83	70	0.89 1.19	35.3 21.4	78.6 64.7	1		0.82 2.09	40.9 76.7	15.7 15.7	7.1 4.3	7.7 16.3	9 12	24 46	15 6	5 10	25 21	0	0	--- 39:36	- 26
Jan. 14	at BYU*																				
Jan. 18	COLORADO*																				
Jan. 21	ARIZONA*																				
Jan. 26	at Texas Tech*																				
Jan. 29	at Kansas St.*																				
Feb. 1	UTAH*																				
Feb. 4	at Houston*																				
Feb. 9	ARIZONA ST.*																				
Feb. 12	at TCU*																				
Feb. 15	TEXAS TECH*																				
Feb. 19	UCF*																				
Feb. 22	at Kansas*																				
Feb. 25	IOWA ST.*																				
Mar. 1	at Baylor*																				
Mar. 5	at UCF*																				
Mar. 8	CINCINNATI*																				
Mar. 12	vs. UCF ^																				

												Points Off/From...					
	Poss.	Pts/Pos	OR%	DR%	+/-TR	+/-TO	A:TO	A%	TO%	Stl%	Blk%	TO	Paint	2nd Ch	FB	Bnch	
AVERAGES	OSU	71.2	1.036	34.8%	74.6%	4.9	2.5	0.94	49.3%	18.2%	12.7%	9.1%	17.1	32.4	12.7	13.9	34.6
	Opponents	1.029		25.4%	65.2%			0.87	46.1%	21.6%	9.2%	11.2%	13.0	30.8	9.7	6.9	15.3

Team Highs & Lows

Team Highs / Lows

* = School Record

		Oklahoma State		Opponent	
Total Points	High	89	GREEN BAY (11/4/24)	90	vs. Nevada (11/24/24)
	Low	47	HOUSTON (12/30/24)	55	at Tulsa (12/4/24)
Points/Possession	High	1.25 (85/68)	at Seton Hall (12/8/24)	1.30 (90/69)	vs. Nevada (11/24/24)
	Low	0.71 (47/66)	HOUSTON (12/30/24)	0.74 (55/74)	at Tulsa (12/4/24)
Halftime Lead	High	+19 (45-26)	at Seton Hall (12/8/24)	+27 (46-19)	at West Virginia (1/4/25)
Margin of Victory	High	+21 (76-55)	at Tulsa (12/4/24)	+21 (83-62)	at Utah (1/11/25)
Field Goals Made	High	31	SOUTHERN ILLINOIS (11/14/24)	33	vs. Nevada (11/24/24)
	Low	14	HOUSTON (12/30/24)	21	at Tulsa (12/4/24)
Field Goal Attempts	High	73	vs. Florida Atlantic (11/21/24)	62	ST. THOMAS (11/10/24)
	Low	50	vs. Nevada (11/24/24)	47	KANSAS ST. (1/7/24)
Field Goal %	High	.477 (31/65)	SOUTHERN ILLINOIS (11/14/24)	.589 (33/56)	vs. Nevada (11/24/24)
	Low	.259 (14/54)	HOUSTON (12/30/24)	.362 (21/58)	at Tulsa (12/4/24)
2-Pt FG %	High	.760 (19/25)	at Seton Hall (12/8/24)	.684 (26/38)	vs. Nevada (11/24/24)
	Low	.286 (10/35)	HOUSTON (12/30/24)	.385 (10/26)	ST. THOMAS (11/10/24)
3-Pt FG Made	High	10	3x, Last: at Seton Hall (12/8/24)	15	ST. THOMAS (11/10/24)
	Low	3	3x, Last: at West Virginia (1/4/25)	3	KANSAS ST. (1/7/24)
3-Pt FG Attempts	High	26	2x, Last: at Seton Hall (12/8/24)	36	ST. THOMAS (11/10/24)
	Low	8	at Tulsa (12/4/24)	14	KANSAS ST. (1/7/24)
3-Pt FG %	High	.455 (10/22)	2x, Last: vs. Miami (11/22/24)	.452 (14/31)	GREEN BAY (11/4/24)
	Low	.143 (3/21)	at West Virginia (1/4/25)	.208 (5/24)	at Tulsa (12/4/24)
FT Made	High	31	Oral Roberts (12/22/24)	35	vs. Florida Atlantic (11/21/24)
	Low	11	at West Virginia (1/4/25)	4	TARLETON ST. (12/18/24)
FT Attempts	High	41	vs. Nevada (11/24/24)	49	GREEN BAY (11/4/24)
	Low	18	2x, Last: KANSAS ST. (1/7/24)	6	HOUSTON (12/30/24)
Free Throw %	High	.895 (17/19)	at Seton Hall (12/8/24)	1.000 (6/6)	HOUSTON (12/30/24)
	Low	.545 (12/22)	at Utah (1/11/25)	.400 (4/10)	TARLETON ST. (12/18/24)
Offensive Reb.	High	19	2x, Last: vs. Florida Atlantic (11/21/24)	13	2x, Last: at Tulsa (12/4/24)
	Low	8	at Seton Hall (12/8/24)	2	GREEN BAY (11/4/24)
Offensive Reb. %	High	.586 (17/29)	Oral Roberts (12/22/24)	.394 (13/33)	vs. Miami (11/22/24)
	Low	.333 (11/33)	vs. Miami (11/22/24)	.111 (3/27)	GREEN BAY (11/4/24)
Total Rebounds	High	50	vs. Florida Atlantic (11/21/24)	40	at West Virginia (1/4/25)
	Low	27	at Seton Hall (12/8/24)	20	Oral Roberts (12/22/24)
Rebound Margin	High	+18 (43-25)	GREEN BAY (11/4/24)	+4 (35-31)	vs. Miami (11/22/24)
Turnover Margin	High	+11 (18-7)	SOUTHERN ILLINOIS (11/14/24)	+4	2x, Last: TARLETON ST. (12/18/24)
Assists	High	21	at Seton Hall (12/8/24)	23	at Utah (1/11/25)
	Low	7	HOUSTON (12/30/24)	8	2x, Last: TARLETON ST. (12/18/24)
Assist %	High	.724 (21/29)	at Seton Hall (12/8/24)	.767 (23/30)	at Utah (1/11/25)
	Low	.278 (5/18)	at West Virginia (1/4/25)	.320 (8/25)	TARLETON ST. (12/18/24)
A:TO Ratio	High	2.71 (19:7)	SOUTHERN ILLINOIS (11/14/24)	2.09 (23/11)	at Utah (1/11/25)
	Low	0.29 (5:17)	at West Virginia (1/4/25)	0.36 (8:22)	at Tulsa (12/4/24)
Turnovers Forced	High	22	at Tulsa (12/4/24)	18	TARLETON ST. (12/18/24)
	Low	10	vs. Nevada (11/24/24)	7	SOUTHERN ILLINOIS (11/14/24)
Steals	High	16	at Tulsa (12/4/24)	11	TARLETON ST. (12/18/24)
	Low	4	vs. Nevada (11/24/24)	3	2x, Last: at Utah (1/11/25)
Blocks	High	7	at Tulsa (12/4/24)	8	at Tulsa (12/4/24)
	Low	1	4x, Last: HOUSTON (12/30/24)	2	2x, Last: at Seton Hall (12/8/24)
Personal Fouls	High	33	vs. Florida Atlantic (11/21/24)	26	vs. Nevada (11/24/24)
	Low	10	HOUSTON (12/30/24)	14	vs. Miami (11/22/24)
Bench Points	High	57	SOUTHERN ILLINOIS (11/14/24)	37	at Seton Hall (12/8/24)
	Low	24	3x, Last: at West Virginia (1/4/25)	3	TARLETON ST. (12/18/24)
Paint Points	High	48	at Tulsa (12/4/24)	46	2x, Last: at Utah (1/11/25)
	Low	20	HOUSTON (12/30/24)	18	ST. THOMAS (11/10/24)
2nd Chance Points	High	20	2x, Last: ST. THOMAS (11/10/24)	19	at West Virginia (1/4/25)
	Low	4	at Seton Hall (12/8/24)	3	TARLETON ST. (12/18/24)
Fast Break Points	High	26	ST. THOMAS (11/10/24)	14	HOUSTON (12/30/24)
	Low	3	vs. Miami (11/22/24)	1	at West Virginia (1/4/25)
Points off Turnovers	High	32	at Tulsa (12/4/24)	21	vs. Oklahoma (12/14/24)
	Low	7	HOUSTON (12/30/24)	7	SOUTHERN ILLINOIS (11/14/24)

Individual Superlatives / The Last Time...

2024-25 Individual Superlatives

	Oklahoma State	Opponent
Points	27 Abou Ousmane -- KANSAS ST. (1/7/24) 23 Marchelus Avery -- ST. THOMAS (11/10/24) 22 Bryce Thompson -- GREEN BAY (11/4/24)	27 Issac McBride -- ORAL ROBERTS (12/22/24) 27 Anthony Roy -- GREEN BAY (11/4/24) 27 Kobe Sanders -- vs. Nevada (11/24/24)
FG Made	11 Abou Ousmane -- KANSAS ST. (1/7/24)	10 Sam Godwin -- vs. Oklahoma (12/14/24)
FG Attempts	15 Abou Ousmane -- KANSAS ST. (1/7/24)	16 3x, Last: Javon Small -- at West Virginia (1/4/25)
FG Pct. (min. 5 FGM)	.833 (5-6) Patrick Suemnick -- ST. THOMAS (11/10/24)	1.000 (5-5) Jake Wahlin -- at Utah (1/11/25)
3-Pt FG Made	4 Bryce Thompson -- GREEN BAY (11/4/24)	7 Anthony Roy -- GREEN BAY (11/4/24)
3-Pt FG Attempts	11 Marchelus Avery -- at West Virginia (1/4/25)	13 Anthony Roy -- GREEN BAY (11/4/24)
3-Pt Pct. (min. 4 FGM)	.800 (4-5) Bryce Thompson -- GREEN BAY (11/4/24)	1.000 (4-4) Scotty Middleton -- at Seton Hall (12/8/24)
FT Made	9 Abou Ousmane -- ORAL ROBERTS (12/22/24)	10 Kobe Sanders -- vs. Nevada (11/24/24)
FT Attempts	8 4x, Last: Marchelus Avery -- TARLETON ST. (12/18/24)	13 Kobe Sanders -- vs. Nevada (11/24/24)
FT Pct. (min. 5 FTM)	1.000 (9-9) Abou Ousmane -- ORAL ROBERTS (12/22/24)	1.000 (7/7) Javon Small -- at West Virginia (1/4/25)
Rebounds	11 2x, Last: Abou Ousmane -- at West Virginia (1/4/25)	14 Sam Godwin -- vs. Oklahoma (12/14/24)
Assists	8 Khalil Brantley -- at Seton Hall (12/8/24)	9 Garwey Dual -- at Seton Hall (12/8/24)
Steals	4 5x, Last: Abou Ousmane -- at West Virginia (1/4/25)	5 Marty Silvera -- vs. Tarleton St. (12/18/24)
Blocks	2 6x, Last: Abou Ousmane -- ORAL ROBERTS (12/22/24)	4 Chris Mpaka -- vs. Tarleton St. (12/18/24)
Minutes	33:19 Bryce Thompson -- vs. Nevada (11/24/24)	40:00 Bubu Benjamin -- vs. Tarleton St. (12/18/24)

The Last Time a Cowboy had...

* = School Record ** = Tied Record

a Triple-Double (P/R/A).....19/14/10, Maurice Baker vs. UTSA (1/3/2001)

a Double-Double (PTS/REB).....14/11, Abou Ousmane -- at West Virginia (1/4/2025)

a Double-Double (PTS/AST).....15/11, Isaac Likekele vs. TCU (2/6/2020)

a 20/20 Performance (PTS/REB).....37/20, Mario Boggan vs Texas (1/16/2007)

a 20/10 Performance (PTS/REB).....29/10, Javon Small vs. Notre Dame (11/17/2023)

a 25/10 Performance (PTS/REB).....29/10, Javon Small vs. Notre Dame (11/17/2023)

30+ Points.....34, Javon Small at BYU (3/9/2024)

35+ Points.....40, Cade Cunningham at Oklahoma (2/27/2021)

41+ Points.....42, Jawun Evans -- Oklahoma (1/13/2016)

43+ Points.....45, Randy Rutherford at Kansas (3/5/1995)

46+ Points.....58*, Bob Kurland -- Saint Louis (2/22/1946)

20+ Points by a Reserve.....23, Marchelus Avery -- St. Thomas (11/10/24)

25+ Points by a Reserve.....29**, Jeffrey Carroll vs. Pittsburgh (11/21/2017)

20+ Points in a Half.....27, Javon Small at BYU (3/9/2024)

A perfect FG% (5+ attempts).....8/8, Jamyron Keller -- BYU (2/17/2024)

10+ Field Goals.....10, Kalib Boone -- Kansas (2/14/2023)

15+ Field Goals.....18, Jawun Evans -- Oklahoma (1/12/2016)

A perfect 3-point FG% (4+ attempts).....4/4, Jamyron Keller -- BYU (2/17/2024)

7+ Three-pointers.....7, Caleb Asberry at Texas Tech (3/4/2023)

8+ Three-pointers.....9, Keiton Page at Oklahoma (2/22/2012)

10+ Three-pointers.....11 (School Record), Randy Rutherford at Kansas (3/5/1995)

15+ Free Throws Made.....16, Marcus Smart -- Texas (1/7/2014)

20+ Free Throws Made.....20, Keiton Page -- Texas (2/17/2022)

10+ Rebounds.....11, Abou Ousmane -- at West Virginia (1/4/2025)

12+ Rebounds.....12, Javon Small -- West Virginia (1/27/2024)

13+ Rebounds.....13, Mike Marsh -- New Orleans (11/20/2023)

14+ Rebounds.....14, Tyreek Smith vs. Oklahoma (3/8/2023)

15+ Rebounds.....15, Moussa Cisse vs Southern Illinois (11/11/2022)

16+ Rebounds.....18, Marshall Moses at La Salle (12/4/2010)

19+ Rebounds.....20, Mario Boggan -- Texas (1/10/2007)

21+ Rebounds.....22, Don Youman at Samford (12/16/1978)

23+ Rebounds.....24, Andy Hopson -- Nebraska (1/26/1974)

25+ Rebounds.....25, Andy Hopson -- Oklahoma (2/10/1973)

26+ Rebounds.....27 (School Record), Andy Hopson -- Missouri (1/30/1973)

10+ Rebounds in a Half.....10 in 1st Half, Quion Williams -- Kansas St. (2/3/2024)

9+ Offensive Rebounds.....9, Mitchell Solomon -- A&M-Corpus Christi (12/22/2016)

10+ Offensive Rebounds.....10 (school record, since 1996), Mario Boggan vs Texas (1/16/2007)

10+ Assists.....11, Isaac Likekele vs TCU (2/6/2020)

12+ Assists.....12, Jawun Evans vs. Michigan (3/17/2017)

13+ Assists.....15, Jawun Evans vs. Kansas (3/4/2017)

16+ Assists.....18 (school record), Doug Gottlieb, Florida Atlantic (12/1/1998)

10+ Assists by a Freshman.....Jawun Evans, Baylor (1/27/2016)

10+ Assists in a Half.....Doug Gottlieb -- Baylor (3/4/1999)

10+ Assists off the Bench.....Doug Gottlieb -- UNLV (12/20/1998)

5+ Steals.....5, Javon Small at Kansas St. (1/20/2024)

6+ Steals.....Rondel Walker at Texas (1/22/2022)

7+ Steals.....9 (School Record), Marcus Smart, Utah Valley (11/12/2013)

5+ Steals by a Freshman.....5, Cade Cunningham vs. Oregon St. (3/21/2021)

5+ Steals by a Reserve.....5, Kirby Gardner, Tennessee Tech (12/22/2012)

5+ Blocks.....5, Brandon Garrison -- vs. UCF (3/12/24)

6+ Blocks.....6, Brandon Garrison -- Houston Christian (11/24/2023)

7+ Blocks.....8, Yor Anei, Oral Roberts (11/6/2019)

9+ Blocks.....10 (School Record), Joe Atkinson, New Orleans (1/5/1985)

6+ Blocks by a Reserve.....Mattias Sahlstrom, Midwestern St. (12/9/1989)

5+ Blocks by a Freshman.....6, Brandon Garrison -- Houston Christian (11/24/2023)

a Game-Winner in the final 3 seconds.....2/8/2023 at GIA
John-Michael Wright made a put-back and-1 with 0.8 remaining to defeat Texas Tech, 71-68.

The Last Time...

The Last Time the Cowboys...

Scored 100+ Points	102 -- UTRGV (12/22/2017)
Scored 90+ Points	93 -- BYU (2/17/2024)
Scored fewer than 60 points	50 -- at West Virginia (1/4/2025)
Scored fewer than 50 points	47 -- HOUSTON (12/30/2024)
Won by 20+ points	21 (76-55) at Tulsa (12/4/2024)
Won by 30+ points	30 -- College of Charleston (11/22/2021)
Won by 40+ points	43, 88-45 -- UT Arlington (11/9/2021)
Won by 50+ points	51, 82-31 -- Southeastern La. (12/29/2019)
Shot 60% from the field	.660 -- at Texas (3/7/2020)
Shot 65%+ from the field	"
Shot Less than 25% from the floor	.246 -- at South Carolina (12/6/2014)
Shot Less than 30% from the floor	.14/54, .259 -- Houston (12/30/2024)
Shot 50% from beyond the arc	.500 (11/22) -- BYU (2/17/2024)
Shot less than 15% from the beyond the arc	.143 -- vs. Texas (3/9/2023)
Failed to make a 3-point attempt	vs Iowa State (1/8/2001)
Made 12+ three-pointers	13/27 -- South Carolina St. (12/31/2023)
Made 14+ three-pointers	15/33 -- Wofford (12/20/2023)
Two players made 5+ three-pointers	at Texas Tech (2/27/2019)
Made 30+ free throws	31 -- ORAL ROBERTS (12/22/2024)
Made 35+ free throws	35 -- Rogers State (11/30/2016)
Shot 100% at the free throw line	.5/5 -- Wofford (12/20/2023)
Shot 100% at the free throw line (min. 10 FTM)	.22/22 -- Texas Tech (2/25/2017)
Shot less than 50% at the free throw line	.5/14, .357 at Iowa State (1/13/2024)
50+ rebounds	50 -- vs. Fla. Atlantic (11/21/2024)
60+ rebounds	.60, Northwestern Okla. St. (11/17/2014)
Grabbed 20 offensive rebounds	20, at Southern Illinois (12/5/2023)
Had 20 assists	21, at Seton Hall (12/8/2024)
Had fewer than 5 assists	4 -- Texas (2/2/2021)
15+ steals	16 -- at Tulsa (12/4/2024)
10+ blocks	11 vs. UCF (3/12/24)
15+ blocks	16 -- College of Charleston (11/22/2021)
Failed to block at least one shot	0 -- Kansas (1/16/2024)
Had multiple 30-point scorers	vs Southwestern State (1/2/2007)
Had three 30-point scorers	vs Oral Roberts (3/4/1993)
Had two 20-point scorers	Oklahoma (2/24/2024) in OT

Had three 20-point scorers	Oklahoma (2/24/2024) in OT
Had four 20-point scorers	vs Northwestern State (1/3/2009)
OSU & Opponent combined for four 20-point scorers	3,1 -- Oklahoma (2/24/2024) in OT
OSU & Opponent combined for five 20-point scorers	vs West Virginia (1/4/2021)
OSU & Opponent combined for six 20-point scorers	vs Providence (11/25/1993)
OSU & Opponent combined for 10 double-figure scorers	10 vs Baylor (2/8/2020)
Had five double-figure scorers	5, at Seton Hall (12/8/2024)
Had six double-figure scorers	.6 -- Houston Christian (11/24/2023)
Had seven double-figure scorers	vs Rogers State (11/30/2016)
Had no players score in double figures	at Iowa State (2/29/2016)
Had only one player score in double figures	at Iowa State (1/13/2024)
Had two double-figure rebounders	Jennings (11) & Newman (10) vs. FAU (11/21/24)
Had three double-figure rebounders	at Youngstown St. (3/15/2023)
Had two double-doubles	South Carolina State (12/31/2023)
Had three double-doubles	at Youngstown St. (3/15/2023)
Scored 50 points in first half	52, Houston Christian (11/24/2023)
Scored 50 points in second half	50 -- Green Bay (11/4/2024)
Scored less than 20 points in the first half	19 -- at West Virginia (1/4/2025)
Scored less than 20 points in second half	16 at Iowa State (1/13/2024)
Had a 20+ point scoring run	22-0 -- New Orleans (11/20/2023)
Had three players foul out	3 vs. FAU (11/21/2024)
Defeated an AP ranked opponent	93-83 against No. 19 BYU (2/17/2024)
Won an overtime game	82-79 vs Kansas State (2/19/2022)
Lost an overtime game	82-84 against Oklahoma (2/24/2024)
Won a double-overtime game	75-67 vs Texas (2/6/2021)
Lost a double-overtime game	67-68 vs Kansas (2/20/2013)
Won a triple-overtime game	105-103 vs Texas (1/16/2007)
Lost a triple-overtime game	97-98 vs Iowa State (2/3/2014)
Won a quadruple-overtime game	96-91 at Colorado (2/5/1983)
Lost a quadruple-overtime game	Never

The Last Time an Opponent...

Scored 100+ points	100 by TCU (2/18/2023)
Scored 90+ points	90, Kansas (1/16/2024)
Scored Fewer than 60 points	55 -- at Tulsa (12/4/2024)
Scored Fewer than 50 points	49 -- vs. Oklahoma (3/8/2023)
Won by 20+ points	L, 62-83 at Utah (1/11/2025)
	First time since Jan. 30, 2024 at Kansas (54-83)
Won by 30+ Points	35, 50-85 -- at Texas Tech (1/4/2020)
Won by 40+ points	41, 65-106 -- at Baylor (1/13/2012)
Shot 65%+ from the floor	.684 -- at TCU (2/18/2023)
Shot 60% from the floor	.36/58, .621 -- Kansas (1/16/2024)
Shot less than 25% from the floor	.224 -- Southeastern La. (12/29/2019)
Shot less than 30% from the floor	.290 -- Chicago State (1/4/2023)
Shot 50% from the beyond the arc	.538, 7/13 -- at Texas Tech (1/9/2024)
Shot <20% from the beyond the arc	.133, 2/15 -- Baylor (1/6/2024)
Shot < 15% from beyond the arc	.133, 2/15 -- Baylor (1/6/2024)
Made 15+ three-pointers	15 -- St. Thomas (11/10/2024)
Failed to make a 3-point attempt	TCU 2/14/2015)
Made 35+ free throws	35, Fla. Atlantic (11/21/2024)
Shot 100% at the free throw line	.6/6 -- Houston (12/30/2024)
Shot 100% at the free throw line (min. 10 FTM)	.12/12 -- Iowa State (2/29/2020)
Shot less than 50% at the free throw line	.400 (4/10) -- Tarleton St. (12/18/2024)
Totalled less than 25 rebounds	20 -- ORAL ROBERTS (12/22/2024)
Totalled 50 rebounds	50 -- Kansas (1/4/2022)
Grabbed 20 offensive rebounds	.22 -- Texas (2/6/2021)
Grabbed 5 or fewer offensive rebounds	5 -- Houston (12/30/2024)

Had <5 assists	4 -- vs. Tulsa (12/10/2023)
Had 20 assists	23 -- at Utah (1/11/2025)
	First time since Mar. 9, 2024 at BYU (21)
Had 10+ steals	11, Tarleton State (12/18/2024)
Had 15+ steals	18 -- South Carolina State (12/31/2023)
Had 10 blocks	11 -- vs. Oregon State (3/21/2021)
Had two 30-point scorers	Never
Had two 20-point scorers	Green Bay (11/4/2024)
Had three 20-point scorers	West Virginia (1/4/2021)
Had five double-figure scorers	5 vs. Oklahoma (12/14/24)
Had six double-figure scorers	by TCU (2/18/2023)
Had seven double-figure scorers	Never
Had no players score in double figures	Texas Tech (3/4/2023)
Had two double-figure rebounders	at West Virginia (1/4/2025)
Had three double-figure rebounders	at Kansas (2/8/2021)
Had two double-doubles	Kansas (2/8/2021) -- 3 different players
Scored 50 points in first half	50, Oklahoma (1/3/2018)
Scored 50 points in second half	50, at Seton Hall (12/8/2024)
Scored less than 20 points in first half	17, UCF (11/18/2022)
Scored less than 20 points in second half	16, Iowa State (3/2/2022)
Had three players foul out	West Virginia (1/25/2014)
Had its head coach ejected	Kelvin Sampson at Houston (2/6/2024)
Had three technical fouls	3, at Oklahoma (2/10/2024)

Box Scores / Recaps

SMU	SMU	78
	Oklahoma St	89
Oct. 26, 2024 TV: ESPN+ Stillwater, Okla. (Gallagher-Iba Arena)		

	1st	2nd	Score
SMU	38	40	- 78
Oklahoma State	47	42	- 89

- New head coach **Steve Lutz** and the Cowboys made a strong first impression with an 89-78 exhibition win.
- Bryce Thompson** went 5-for-5 from three and set an unofficial career-high with 24 points.
- The Cowboys hit 10 first-half threes and finished 14-of-28 overall from deep.
- Marchelus "Chi Chi" Avery** added 14 points.
- Abou Ousmane** had a team-high eight rebounds to go with three blocks, and **Khalil Brantley** dished out five assists without a turnover.
- 11 Cowboys saw action and nine of them contributed at least five points.
- Avery connected three times during a string of seven straight three-point makes that helped the Cowboys turn a 24-20 deficit into a 47-38 halftime lead.
- OSU had more steals (8) than turnovers (7) and outscored SMU 14-0 on fastbreak opportunities.
- Avery's steal and dunk gave OSU its largest lead of the day at 61-46 with 16:22 to play.

SMU

##	Name	Pts	FG	3pt	FT	TR	PF	A	TO	B	S	MP
02	Kevin Miller*	14	3-9	0-1	8-8	7	5	3	1	0	0	26
03	Chuck Harris*	11	4-8	1-3	2-3	3	1	2	2	0	1	25
21	Yohan Traore*	7	2-5	1-2	2-4	3	2	0	0	0	0	22
22	Keon Ambrose-Hylton*	7	3-6	0-2	1-3	3	1	2	0	3	0	30
33	Matt Cross*	10	4-7	2-3	0-0	2	5	1	1	0	1	19
00	B.J. Edwards	14	4-8	2-2	4-6	7	1	3	3	0	0	24
05	Tiber Gorener	2	1-4	0-3	0-0	4	4	0	0	0	0	18
08	Kario Oquendo	9	2-8	1-6	4-6	1	2	3	2	0	0	23
10	A.J. George	2	0-1	0-1	2-2	1	0	0	0	0	0	7
13	Mitchell Holmes	2	1-3	0-0	0-0	4	2	0	0	0	0	6
TEAM						3	0					
TOTALS		78	24-59	7-23	23-32	38	23	14	9	3	2	

	FG	%	3Pt	%	FT	%
1st Half	12-30	40%	5-15	33%	9-14	64%
2nd Half	12-29	41%	2-8	25%	14-18	78%
Game	24-59	40.7%	7-23	30.4%	23-32	71.9%

OKLAHOMA STATE

##	Name	Pts	FG	3pt	FT	TR	PF	A	TO	B	S	MP
01	Bryce Thompson*	24	9-12	5-5	1-1	0	2	0	0	0	0	19
04	Davonte Davis*	5	2-5	0-1	1-2	3	2	2	0	0	0	18
05	Khalil Brantley*	8	2-5	1-2	3-4	4	2	5	0	1	1	22
25	Robert Jennings II*	6	2-7	0-1	2-2	6	1	2	1	0	1	17
33	Abou Ousmane*	8	0-0	0-0	8-10	8	3	1	2	3	1	25
00	Marchelus Avery	14	5-9	3-5	1-2	5	4	1	1	1	1	22
02	Arturo Dean	8	3-6	1-2	1-2	1	1	2	2	0	2	21
06	Brandon Newman	7	2-9	1-5	2-2	2	1	1	0	1	0	16
13	Connor Dow	3	1-5	1-4	0-0	1	0	0	0	0	0	7
14	Jamyrn Keller	6	2-4	2-3	0-0	1	3	2	1	0	0	18
24	Patrick Suemnick	0	0-1	0-0	0-2	1	2	0	0	0	1	15
TEAM						5	0					
TOTALS		89	28-63	14-28	19-27	37	21	16	7	6	8	

	FG	%	3Pt	%	FT	%
1st Half	16-33	48%	10-16	63%	5-6	83%
2nd Half	12-30	40%	4-12	33%	14-21	67%
Game	28-63	44.4%	14-28	50.0%	19-27	70.4%

Officials: Marques Pettigrew, Kelly Self, Tommy Johnson

OSU led for 32:58 SMU led for 5:19

Ties: 2 Lead Changes: 2 | Largest: OSU by 15 (16:18 2h), SMU by 5 (10:42 1h)

Start time: 11:01 a.m. CT Duration: 2:10 Technical Fouls: None

Points	Paint	Off To	2nd Ch	F Brk	Bench	Pts/Pos
SMU	18	6	15	0	29	
OSU	20	8	15	14	38	

Green Bay	Green Bay	76
	Oklahoma St	89
Nov. 4, 2024 TV: ESPN+ Stillwater, Okla. (Gallagher-Iba Arena)		

	1st	2nd	Score
Green Bay	38	38	- 76
Oklahoma State	39	50	- 89

- OSU used a 50-point second half to pull away from Green Bay and win its **Steve Lutz** Era debut.
- Bryce Thompson** led the way with 22 points (one shy of his career high) on 4-of-5 three-point shooting and **Abou Ousmane** added 16 points and a team-best eight rebounds.
- OSU faced its largest deficit at 22-15 near the midway point of the first half, then exploded for 74 points over the next 28 minutes.
- Green Bay made nine of its first 14 three-point attempts and was within 51-48 near the 16:00-mark of the second half but managed just one field goal in the next 8:00.
- OSU capitalized with a 19-3 run and led by as many as 22 points down the stretch.
- The Cowboys shot a modest 42% from the field but drilled 10-of-22 threes and 21-of-24 foul shots. They also enjoyed a 43-25 rebounding advantage and scored 27 points off 19 Green Bay turnovers.

GREEN BAY (0-1)

##	Name	Pts	FG	3pt	FT	TR	PF	A	TO	B	S	MP
00	Foster Wonders*	10	3-9	2-6	2-2	2	1	0	2	0	0	28
02	Preston Ruedinger*	7	2-3	1-2	2-2	1	1	6	2	1	3	35
03	Jeremiah Johnson*	5	1-4	0-0	3-4	3	3	1	1	0	0	18
09	Anthony Roy*	27	9-16	7-13	2-3	5	3	3	3	0	1	34
13	Marcus Hall*	21	7-13	4-9	3-4	7	3	2	7	0	1	39
04	Mac Wrecke	0	0-1	0-1	0-1	1	1	1	0	0	1	9
06	Ben Tweedy	0	0-0	0-0	0-0	0	0	0	1	0	0	4
07	Donovan Santoro	0	0-0	0-0	0-0	0	0	0	0	0	0	2
08	Roe Oselka	0	0-0	0-0	0-0	0	0	0	1	0	0	3
10	C.J. O'Hara	0	0-1	0-0	0-0	1	3	1	0	0	1	11
11	Muudubem Muoneke	2	1-2	0-0	0-0	1	1	0	2	0	0	7
14	Isaiah Miranda	2	1-1	0-0	0-0	2	0	0	1	0	0	3
15	Ryan Wade	2	1-1	0-0	0-0	0	0	0	0	0	1	7
TEAM						2	0					
TOTALS		76	25-51	14-31	12-16	25	17	14	19	2	8	

	FG	%	3Pt	%	FT	%
1st Half	14-24	58%	7-12	58%	3-4	75%
2nd Half	11-27	41%	7-19	37%	9-12	75%
Game	25-51	49.0%	14-31	45.2%	12-16	75.0%

OKLAHOMA STATE (1-0)

##	Name	Pts	FG	3pt	FT	TR	PF	A	TO	B	S	MP
01	Bryce Thompson*	22	9-13	4-5	0-0	5	2	1	0	0	2	30
04	Davonte Davis*	10	4-9	2-5	0-0	2	3	0	2	0	2	22
05	Khalil Brantley*	9	2-5	1-2	4-4	3	1	4	3	1	1	24
25	Robert Jennings*	8	1-3	1-1	5-6	3	2	0	0	1	1	18
33	Abou Ousmane*	16	5-10	1-1	5-5	8	0	1	1	1	0	20
00	Marchelus Avery	10	4-13	1-4	1-1	5	2	0	2	0	1	20
02	Arturo Dean	8	2-9	0-2	4-4	7	2	3	1	1	1	22
06	Brandon Newman	2	1-2	0-0	0-0	3	0	2	0	0	1	19
13	Connor Dow	0	0-0	0-0	0-0	1	0	0	0	0	0	3
14	Jamyrn Keller	2	0-0	0-2	2-2	0	1	2	2	0	1	11
24	Patrick Suemnick	2	1-2	0-0	0-2	2	4	0	2	0	1	11
TEAM						4	0					
TOTALS		89	29-69	10-22	21-24	43	17	13	13	4	11	

	FG	%	3Pt	%	FT	%
1st Half	13-32	41%	4-12	33%	9-9	100%
2nd Half	16-37	43%	6-10	60%	12-15	80%
Game	29-69	42.0%	10-22	45.5%	21-24	87.5%

Officials: Chance Moore, Chris Pacsi, John Jenkins Jr.

Attendance: 7,251 | OSU led for 24:32 GB led for 13:30

Times tied: 5 Lead Changes: 9 |

Largest Lead: OSU by 22 (4:56 2h), GB by 7 (13:59 1h) Technical Fouls: None

Points	Paint	Off To	2nd Ch	F Brk	Bench	Pts/Pos
Green Bay	22	8	4	9	6	1.03
OSU	34	27	20	15	24	1.20

St. Thomas	St. Thomas	71
	Oklahoma St	80
Nov. 10, 2024 TV: ESPN+ Stillwater, Okla. (Gallagher-Iba Arena)		

	1st	2nd	Score
St. Thomas	23	48	- 71
Oklahoma State	33	47	- 80

- Marchelus "Chi Chi" Avery** scored 18 of his game-high 23 points in the second half to help OSU outdistance St. Thomas.
- The Cowboys thwarted the Tommies' efforts to slow the pace by forcing 20 turnovers (while committing just 10) and outscored the visitors 26-8 on fast breaks opportunities.
- Patrick Suemnick** and **Bryce Thompson** scored 11 points each for OSU, and **Arturo Dean**, kicked in nine rebounds, five assists and four steals.
- Kendall Blue** finished with 18 points and 11 rebounds for the Tommies, who made 15 of 36 threes but struggled to get the ball inside.
- Suemnick's dunk capped a 9-0 run that gave the Cowboys a 28-18 advantage with 3:08 to play in the first half. They led 33-23 at halftime and by as many as 17 midway through the second half.
- St. Thomas shot 27% in the first half before storming back with 10 second-half threes, but the lead never dipped below three possessions.
- OSU committed just two second half turnovers and made 17-of-22 free throws after halftime.

ST. THOMAS (2-1)


##	Name	Pts	FG	3pt	FT	TR	PF	A	TO	B	S	MP
01	Kendall Blue*	18	7-13	4-7	0-1	11	1	2	6	1	0	31
04	Nolan Minessale*	13	5-13	2-5	1-3	7	2	3	2	3	0	31
11	Drake Dobbs*	14	5-10	2-3	2-2	4	0	4	2	0	0	30
14	Miles Barnstable*	6	2-9	2-7	0-0	0	3	1	2	0	1	24
32	Carter Bjerk*	12	4-8	4-8	0-0	5	1	0	3	0	1	26
02	Ben Nau	0	0-3	0-3	0-0	3	2	1	2	0	0	15
12	Ryan Dufault	4	1-3	0-0	2-2	1	3	2	0	0	0	15
33	Rich Byhre	3	1-3	1-3	0-0	2	4	0	1	0	1	13
34	Ben Oosterbaan	1	0-0	0-0	1-2	3	2	1	1	0	1	15
TEAM						1	0					
TOTALS		71	25-62	15-36	6-10	37	18	14	20	4	4	

	FG	%	3Pt	%	FT	%
1st Half	8-29	28%	5-15	33%	2-2	100%
2nd Half	17-33	52%	10-21	48%	4-8	50%
Game	25-62	40.3%	15-36	41.7%	6-10	60.0%

OKLAHOMA STATE (2-0)

##	Name	Pts	FG	3pt	FT	TR	PF	A	TO	B	S	MP
01	Bryce Thompson*	11	4-10	1-3	2-2	2	2	3	1	0	1	21
04	Davonte Davis*	1	0-6	0-4	1-2	1	1	0	0	0	0	23
05	Khalil Brantley*	8	1-5	0-1	6-8	5	3	3	2	0	0	18
13	Connor Dow*	3	1-2	1-1	0-0	0	3	0	1	1	1	10
25	Robert Jennings*	8	2-4	0-1	4-4	3	2	0	2	1	0	20
00	Marchelus Avery	23	8-12	1-4	6-8	3	2	1	0	0	3	25
02	Arturo Dean	4	2-4	0-0	0-2	9	0	5	2	0	4	25
06	Brandon Newman	6	2-7	2-5	0-0	6	2	1	2	1	0	21
14	Jamyrn Keller	5	2-4	1-3	0-0	1	0	0	0	0	1	17
24	Patrick Suemnick	11	5-6	0-0	1-2	1	1	1	0	0	2	20
TEAM						6	0	0				
TOTALS		80	27-60	6-22	20-28	37	16	14	0	3	12	

Box Scores / Recaps

	Southern Illinois	78
	Oklahoma St	85
Nov. 14, 2024 TV: ESPN+ Stillwater, Okla. (Gallagher-Iba Arena)		

	1st	2nd	Score
Southern Illinois	37	41	- 78
Oklahoma State	38	47	- 85

- **Brandon Newman** and **Abou Ousmane** scored 18 points apiece to lead OSU past SIU.
- The Cowboys dominated the turnover column, forcing 18 while committing just seven. They outscored the visitors 30-7 off those giveaways as well as 23-2 on fast break opportunities.
- OSU won despite a 50.8% performance from the visitors, who knocked down 11-of-28 threes.
- The Cowboys shot 47.7% from the field and connected on 8-of-20 from deep (.400).
- **Marchelus "Chi Chi" Avery** (11 points) and **Bryce Thompson** (10) also finished in double-figures for OSU, which snapped a 49-all tie early in the second half with an 18-4 run.
- OSU appeared to have the game comfortably in hand, up 80-62 near the 4:00 mark, but a 16-2 Saluki run cut the deficit to four points with 24 seconds left. The Cowboys regrouped with **Arturo Dean** hitting both ends of a 1-and-1 and Newman adding one more for the final margin.
- **Elijah Elliott** supplied 21 points for SIU which had defeated the Cowboys in each of the two previous seasons by a total of three points.

SOUTHERN ILLINOIS

##	Name	Pts	FG	3pt	FT	TR	PF	A	TO	B	S	MP
01	Elijah Elliott*	21	8-15	5-9	0-0	2	2	1	2	1	0	32
06	Ali Dibba*	12	4-6	1-2	3-5	5	2	2	3	0	0	19
30	Kennard Davis Jr.*	16	6-12	3-7	1-3	5	4	5	2	0	1	37
32	Jarrett Hensley*	2	1-5	0-3	0-0	8	2	3	2	1	0	25
45	Antwaun Massey*	8	4-6	0-0	0-0	2	1	1	2	2	1	21
00	Rolyns Aligbe	5	2-4	1-3	0-1	3	1	1	1	0	0	13
04	Davon Sykes	9	4-5	0-0	1-2	2	1	3	1	1	1	18
10	Damien Mayo Jr.	5	2-3	1-1	0-0	4	1	1	4	0	1	16
21	Drew Steffe	0	0-4	0-0	0-0	0	3	2	0	0	0	13
25	Jorge Moreno	0	0-1	0-0	0-0	1	1	0	0	0	0	6
TEAM						4	0		1			
TOTALS		78	31-61	11-28	5-11	36	18	19	18	5	4	

	FG	%	3Pt	%	FT	%
1st Half	15-28	54%	6-14	43%	1-3	33%
2nd Half	16-33	48%	5-14	36%	4-8	50%
Game	31-61	50.8%	11-28	39.3%	5-11	45.5%


OKLAHOMA STATE

##	Name	Pts	FG	3pt	FT	TR	PF	A	TO	B	S	MP
01	Bryce Thompson*	10	4-9	2-3	0-0	4	1	1	2	0	0	22
04	Davonte Davis*	7	3-5	0-1	1-1	4	2	1	0	1	0	22
05	Khalil Brantley*	6	2-7	0-1	2-3	2	2	3	0	0	1	21
24	Patrick Suemnick*	2	0-0	0-0	2-2	2	1	0	0	0	1	11
25	Robert Jennings II*	3	0-2	0-1	3-4	3	0	0	0	0	1	18
00	Marchelus Avery	11	4-11	3-6	0-0	4	1	4	0	2	1	25
02	Arturo Dean	6	2-7	0-1	2-2	3	5	1	0	1	0	22
06	Brandon Newman	18	7-9	3-4	1-0	3	0	3	0	1	0	31
14	Jamyrn Keller	4	1-5	0-3	2-2	2	1	1	0	0	0	13
33	Abou Ousmane	18	8-10	0-0	2-3	4	1	4	3	2	3	25
TEAM						6	0		0			
TOTALS		85	31-65	8-20	15-20	33	15	19	7	5	11	

	FG	%	3Pt	%	FT	%
1st Half	15-33	45%	3-12	25%	5-8	63%
2nd Half	16-32	50%	5-8	63%	10-12	83%
Game	31-65	47.7%	8-20	40.0%	15-20	75.0%

Officials: Roger Ayers, Michael Greenstein, Chris Paci
OSU led for 23:58 SIU led for 10:42
Ties: 7 Lead Changes: 7 | Largest: OSU by 18 (6:56 2h), SIU by 8 (14:53 1h)
Start time: 7:01 p.m. CT Duration: 2:04

Points	Paint	Off TO	2nd Ch	F Brk	Bench	Pts/Pos
SIU	36	7	15	2	19	1.07
OSU	44	30	17	23	57	1.16

	Oklahoma St	78
	Florida Atlantic	86
Nov. 22, 2024 TV: ESPNU Charleston, S.C. Charleston Classic QF		

	1st	2nd	Score
Oklahoma State	39	39	- 78
Florida Atlantic	34	52	- 86

- Mounting foul trouble eventually took its toll on OSU in Charleston Classic quarterfinal loss.
- FAU offset a 42.3% shooting ledger by converting 35-of-49 at the line – the second most free throw attempts by an OSU foe in the shot-clock era.
- **Khalil Brantley** and **Robert Jennings II** led OSU with 16 points each. Jennings secured his first double-double with a career-high 11 rebounds.
- **Brandon Newman** had 10 boards of his own, as OSU stacked up a 50-39 advantage on the glass.
- The Cowboys were whistled for 33 fouls – their highest count since a 2014 NCAA tournament loss to Gonzaga (33). They converted 22 of 32 free throws but made just 34.2% of their field goal attempts.
- The Owls committed 11 first-half turnovers but just four thereafter to help overcome a 39-34 halftime deficit. The majority of their 52 second-half points came at the charity stripe, where they knocked down 28-of-34 down the stretch.
- OSU led 65-61 after Jennings' jumper with 6:22 to play but then missed five straight shots and 4-of-8 free throws during a 5:00 drought.

OKLAHOMA STATE (3-1)

##	Name	Pts	FG	3pt	FT	TR	PF	A	TO	B	S	MP
01	Bryce Thompson*	8	0-4	0-2	8-9	2	5	1	1	0	0	18
04	Davonte Davis*	8	3-6	2-5	0-2	3	3	2	1	0	1	19
05	Khalil Brantley*	16	6-12	0-3	4-5	4	4	3	2	1	3	27
25	Robert Jennings*	14	5-8	1-1	3-4	11	4	0	3	0	1	28
33	Abou Ousmane*	7	3-8	1-1	0-2	3	5	0	2	1	1	11
00	Marchelus Avery	6	2-7	1-4	1-2	7	5	1	2	0	0	18
02	Arturo Dean	3	1-6	0-2	1-2	3	4	1	0	3	2	27
06	Brandon Newman	9	2-10	0-4	5-6	10	1	0	1	0	0	23
13	Connor Dow	0	0-0	0-0	0-0	0	0	0	0	0	0	1
14	Jamyrn Keller	7	3-9	1-4	0-0	3	2	2	1	0	0	19
24	Patrick Suemnick	0	0-3	0-0	0-0	0	0	0	0	0	0	9
TEAM						4	0		1			
TOTALS		78	25-73	6-26	22-32	50	33	13	15	2	11	

	FG	%	3Pt	%	FT	%
1st Half	14-42	33%	5-15	33%	6-9	67%
2nd Half	11-31	35%	1-11	9%	16-23	70%
Game	25-73	34.2%	6-26	23.1%	22-32	68.8%

FLORIDA ATLANTIC (4-2)

##	Name	Pts	FG	3pt	FT	TR	PF	A	TO	B	S	MP
00	Ken Evans*	14	2-8	1-3	9-11	4	2	4	2	1	1	33
02	Leland Walker*	13	2-11	0-2	9-11	3	2	3	1	0	3	29
08	Matas Vokietaitis*	7	3-3	0-0	1-4	5	4	0	1	3	0	18
18	Baba Miller*	6	2-4	1-2	1-2	8	3	1	3	1	0	24
24	Kjiky Tandy*	21	5-10	4-9	7-8	4	2	0	0	0	0	28
01	Kaleb Glenn	8	3-6	0-3	2-5	4	4	0	2	0	1	27
09	Mack Langefeld	2	0-1	0-1	2-3	0	0	0	0	0	0	4
12	Tre Carroll	11	4-6	1-2	2-3	6	4	1	3	0	0	18
25	Niccolo Moretti	4	1-3	0-1	2-2	2	2	3	0	0	0	19
TEAM						3	1		0			
TOTALS		86	22-52	7-23	35-49	39	23	11	15	5	5	

	FG	%	3Pt	%	FT	%
1st Half	11-23	48%	5-10	50%	7-15	47%
2nd Half	11-29	38%	2-13	15%	28-34	82%
Game	22-52	42.3%	7-23	30.4%	35-49	71.4%

Officials: Kipp Kissinger, Brooks Wells, Chuck Jones
OSU led for 24:34 FAU led for 13:09
Ties: 4 Lead Changes: 4 | Largest: OSU by 10 (5:02 1h), FAU by 10 (0:43 2h)
Start time: 2:30 p.m. ET Duration: 2:26

Points	Paint	Off TO	2nd Ch	F Brk	Bench	Pts/Pos
OSU	32	12	14	16	25	0.93
FAU	28	11	8	9	25	1.02

	Miami	74
	Oklahoma St	80
Nov. 22, 2024 TV: ESPNU Charleston, S.C. Charleston Classic CSF		

	1st	2nd	Score
rv/- Miami	27	47	- 74
Oklahoma State	43	37	- 80

- **Bryce Thompson** scored a team-high 17 points to lead OSU past Miami and become the 45th member of the school's 1,000-point club
- **Marchelus "Chi Chi" Avery** joined him in double-figures with 15 points and eight rebounds.
- Miami took away OSU's bread and butter, slowing the pace and avoiding turnovers, but the Cowboys feasted instead from the three-point line, knocking down 10-of-22. They hit eight of those in the first half, including five during a 5:00 stretch that turned a 20-14 lead into a 38-20 cushion with 3:27 remaining in the period.
- Thompson's layup with 15:29 left gave OSU its largest lead of the day at 51-31.
- Miami had struggled up to that point, missing 26 of its first 35 shots, before closing the game on a 17-for-23 tear (.739).
- During that 15-minute stretch, the Cowboys maintained control by knocking down 10-of-20 shots, helped by Thompson's milestone bucket – a short jumper in the lane with 13:01 to play.

MIAMI (3-2)

##	Name	Pts	FG	3pt	FT	TR	PF	A	TO	B	S	MP
00	Matthew Cleveland*	11	4-11	0-2	3-4	6	2	1	2	2	0	28
01	Lynn Kidd*	10	5-6	0-0	0-0	3	4	1	1	2	0	21
02	Brandon Johnson*	12	3-8	0-4	6-8	10	2	2	3	0	2	35
05	Jalen Blackmon*	7	2-8	1-6	2-2	1	0	4	1	1	0	30
24	Nijel Pack*	20	7-14	4-7	2-3	4	3	1	1	0	0	35
03	Jalil Bathea	0	0-2	0-2	0-0	0	0	0	1	0	0	6
04	Isaiah Johnson-Arigo	0	0-1	0-0	0-0	1	0	0	0	0	0	3
10	Paul Djobet	10	3-3	1-1	3-4	5	0	1	2	0	0	18
11	A.J. Staton-McCray	2	1-4	0-2	0-0	1	3	0	0	0	1	13
23	Austin Swartz	0	0-0	0-0	0-0	0	0	0	0	0	0	2
35	Yusif Basa-Ama	0	0-0	0-0	0-0	0	0	0	0	0	0	1
99	Divine Ugochukwu	2	1-1	0-0	0-0	1	0	0	1	0	0	8
TEAM						3	0		1			
TOTALS		74	26-58	6-24	16-21	35	14	10	13	5	3	

	FG	%	3Pt	%	FT	%
1st Half	8-27	30%	3-13	23%	8-11	73%
2nd Half	18-31	58%	3-11	27%	8-10	80%
Game	26-58	44.8%	6-24	25.0%	16-21	76.2%

OKLAHOMA STATE (4-1)

##	Name	Pts	FG	3pt	FT	TR	PF	A	TO	B	S	MP
01	Bryce Thompson*	17	6-14	2-5	3-4	3	2	2	0	0	0	27
04	Davonte Davis*	3	1-2	1-2	0-0	1	1	3	1	0	0	23
05	Khalil Brantley*	8	3-6	0-1	2-2	2	5	2	0	0	1	19
25	Robert Jennings*	6	1-2	0-0	4-4	2	2	0	0	2	0	26
33	Abou Ousmane*	8	3-5	1-1	1-2	5	2	2	0	0	1	21
00	Marchelus Avery	15	5-11	3-5	4-8	2	1	1	1	1	1	27
02	Arturo Dean	8	2-4	0-1	4-5	0	2	0	3	0	1	20
06	Brandon Newman	9	3-5	3-4	0-0	1	0	1	0	0	0	13
14	Jamyrn Keller	2	1-6	0-3	0-0	1	1	0	1	0	0	16
24	Patrick Suemnick	4	2-2	0-0	0-0	3	1	0	0	0	0	8
TEAM						5	0		2			
TOTALS		80	27-57	10-22	16-21	31	18	11	8	3	6	

	FG	%	3Pt	%	FT	%
1st Half	15-31	48%	8-15	53%	5-8	63%
2nd Half	12-26	46%	2-7	29%	11-13	85%
Game	27-57	47.4%	10-22	45.5%	16-21	76.2%

Box Scores / Recaps

	Oklahoma St Nevada	78 90
Nov. 24, 2024 TV: ESPN Charleston, S.C. Charleston Classic 5th Pl.		

	1st	2nd	Score
Oklahoma State	33	45	- 78
-/rv Nevada	40	50	- 90

- OSU fell to hot-shooting Nevada in the Charleston Classic fifth-place game.
- A clash of styles saw slow, methodical Nevada (6-1) shoot 58.9% led by the front court tandem of 6-9 **Kobe Sanders** (27 points) and 6-10 **Nick Davidson** (23).
- Marchelus "Chi Chi" Avery** (15 points), **Arturo Dean** (13), **Robert Jennings** (11) and **Abou Ousmane** (11) led the scoring for OSU, which held an 18-4 edge in fastbreak points and outscored Nevada 30-17 at the foul line.
- Up 40-33 at halftime, Nevada made 9-of-10 shots to begin the second half. Sanders' third triple of the day capped an 18-3 run that upped the margin to 62-43 near the 14:00-mark.
- Avery scored seven points during an 11-0 Cowboy counter. His three-pointer that narrowed the margin back to 62-54 with a little more than 11:00 still to play.
- Jamyron Keller**'s three-pointer helped spark another 7-0 OSU run that closed the gap to 70-66 with 7:08 to play, but Nevada scored on each of its next three possessions to regain control.

OKLAHOMA STATE (4-2)

##	Name	Pts	FG	3pt	FT	TR	PF	A	TO	B	S	MP
01	Bryce Thompson*	7	1-9	0-4	5-7	5	1	2	0	0	0	33
04	Davonte Davis*	0	0-0	0-0	0-0	0	5	0	0	0	0	11
05	Khalil Brantley*	9	2-5	0-0	5-6	3	1	3	3	0	1	24
25	Robert Jennings*	11	2-3	2-3	5-6	3	1	0	1	0	0	19
33	Abou Ousmane*	11	3-8	0-0	5-8	6	4	0	1	1	0	26
00	Marchelus Avery	15	5-11	2-8	3-4	3	4	1	0	0	1	23
02	Arturo Dean	13	5-8	1-2	2-2	4	0	1	1	0	1	22
06	Brandon Newman	4	1-3	0-2	2-2	1	3	1	1	0	1	15
14	Jamyron Keller	5	1-2	1-2	2-4	0	2	0	0	0	0	14
24	Patrick Suemnick	3	1-1	0-0	1-2	2	2	0	0	0	0	13
TEAM						3	0		1			
TOTALS		78	21-50	6-21	30-41	30	23	8	8	1	4	

	FG	%	3Pt	%	FT	%
1st Half	9-23	39%	3-10	30%	12-19	63%
2nd Half	12-27	44%	3-11	27%	18-22	82%
Game	21-50	.420	6-21	28.6%	30-41	73.2%


NEVADA (6-1)

##	Name	Pts	FG	3pt	FT	TR	PF	A	TO	B	S	MP
04	Tre Coleman*	6	2-9	0-3	2-2	6	3	8	2	0	0	36
07	Brandon Love*	11	5-5	0-0	1-2	3	4	0	0	2	2	17
08	Kobe Sanders*	27	7-10	3-5	10-13	4	0	3	2	0	1	32
11	Nick Davidson*	23	9-16	1-4	4-7	4	4	2	1	0	1	31
53	Xavier Dussell*	8	3-5	2-4	0-0	1	4	0	0	0	0	18
00	Chuck Bailey III	4	2-2	0-0	0-0	1	1	0	0	0	0	11
03	Tyler Rollison	3	1-3	1-2	0-0	2	5	1	2	0	0	23
21	Justin McBride	4	2-3	0-0	0-1	6	2	0	1	0	0	12
42	K.J. Hymes	4	2-3	0-0	0-0	4	3	0	1	1	0	20
TEAM						1	0		1			
TOTALS		90	33-56	7-18	17-25	32	26	14	10	3	4	

	FG	%	3Pt	%	FT	%
1st Half	15-28	54%	2-7	29%	8-11	74%
2nd Half	18-28	64%	5-11	46%	9-14	64%
Game	33-56	58.9%	7-18	38.9%	17-25	68.0%

Officials: Pat Adams, John Hampton, Antonio Petty
NEV led for 37:57 | Ties: 4 Lead Changes: 0 | Largest: NEV by 19 (14:06 2h)
Start time: 3 p.m. ET Duration: 2:15

Points	Paint	Off To	2nd Ch	F Brk	Bench	Pts/Pos
OSU	26	9	11	18	40	1.13
NEV	46	10	9	4	15	1.30

	Oklahoma St Tulsa	76 55
Dec. 4, 2024 TV: ESPN+ Tulsa, Okla. Reynolds Center		

	1st	2nd	Score
Oklahoma State	39	37	- 76
Tulsa	26	29	- 55

- OSU scored 32 points off 22 Tulsa turnovers and held the hosts to a paltry 36% from the field.
- Tulsa native **Bryce Thompson** tallied a game-high 15 points and four assists while accounting for four of OSU's 16 steals. His performance came in front of a large contingent of family and friends, including his father Rod, a former Tulsa standout from the late 90s.
- Abou Ousmane** added 13 points and seven rebounds.
- The Cowboys turned three straight steals into transition layups during an 8-0 run to close the first half. They led 39-26 at halftime and doubled the margin to as many as 26 late.
- The Cowboys attempted 44 of their 61 shots from inside the paint. They launched just eight three-pointers -- fewest in nearly five seasons.

OKLAHOMA STATE (5-2)

##	Name	Pts	FG	3pt	FT	TR	PF	A	TO	B	S	MP
01	Bryce Thompson*	15	5-11	0-0	5-5	1	1	4	3	0	4	24
04	Davonte Davis*	4	2-4	0-0	0-0	8	2	2	1	0	1	24
05	Khalil Brantley*	4	1-3	0-1	2-5	0	2	1	0	0	3	17
25	Robert Jennings*	4	2-3	0-0	0-0	5	3	1	1	0	1	15
33	Abou Ousmane*	13	5-10	1-1	2-3	7	1	1	0	2	1	22
00	Marchelus Avery	11	5-10	1-1	0-0	6	0	2	1	1	0	20
02	Arturo Dean	8	3-6	0-0	2-2	2	0	4	2	0	3	21
06	Brandon Newman	11	5-7	1-2	0-0	3	1	0	1	1	0	18
07	Kirk Cole	0	0-0	0-0	0-0	0	0	0	0	0	0	2
13	Connor Dow	0	0-2	0-1	0-0	1	1	2	0	0	1	6
14	Jamyron Keller	2	1-3	0-1	0-0	2	3	1	0	1	1	10
19	Andrija Vukovic	1	0-0	0-0	1-2	0	1	0	1	0	0	4
24	Patrick Suemnick	3	1-0	0-0	1-4	0	2	0	3	1	0	13
34	Tyler Caron	2	1-2	0-1	0-0	0	0	0	0	1	1	2
35	Jaxton Bobik	0	0-0	0-0	0-0	0	0	0	0	0	0	2
TEAM						4	0		1			
TOTALS		76	30-61	3-8	13-21	39	17	18	14	7	16	

	FG	%	3Pt	%	FT	%
1st Half	16-29	55%	2-2	100%	5-8	63%
2nd Half	14-32	44%	1-6	17%	8-13	62%
Game	30-61	49.2%	3-8	37.5%	13-21	61.9%


TULSA (4-5)

##	Name	Pts	FG	3pt	FT	TR	PF	A	TO	B	S	MP
02	Dwon Odom*	12	6-13	0-2	0-0	5	3	1	4	3	0	32
04	Braeden Carrington*	9	3-7	3-7	0-2	2	0	1	4	2	3	25
08	Tyshawn Archie*	8	4-11	0-3	0-0	3	2	1	4	0	2	21
11	Isaiah Barnes*	8	4-8	0-2	0-1	6	2	0	2	0	2	30
35	Ian Smikle*	4	1-3	0-0	2-4	6	2	2	1	0	0	18
00	Keaston Willis	7	2-6	2-6	1-1	1	0	1	2	1	0	26
01	Matthew Reed	0	0-3	0-0	0-0	2	4	0	1	0	1	11
03	Jaye Nash	2	0-1	0-0	2-2	0	0	1	2	0	0	4
05	Jesaiah Wright	3	0-2	0-1	2-2	2	0	1	1	0	0	14
06	Justin Amadi	2	1-3	0-0	1-3	4	4	0	1	2	0	15
09	Tyler Behrend	0	0-1	0-1	0-0	0	0	0	0	0	0	2
23	Ari Seals	0	0-0	0-0	0-0	0	0	0	0	0	0	2
TEAM						4	0		0			
TOTALS		55	21-58	5-24	8-15	35	17	8	22	8	8	

	FG	%	3Pt	%	FT	%
1st Half	9-23	39%	3-12	25%	5-9	56%
2nd Half	12-35	34%	2-12	17%	3-6	50%
Game	21-58	36.2%	5-24	20.8%	8-15	53.3%

Officials: Olandis Poole, Todd Austin, Chance Moore
OSU led for 33:35 | TLS led for 4:47
Ties: 2 Lead Changes: 7 | Largest: OSU by 26 (2:53 2h), TLS by 4 (18:36 1h)
Start time: 7 p.m. CT Duration: 2:01

Points	Paint	Off To	2nd Ch	F Brk	Bench	Pts/Pos
OSU	48	32	14	17	36	1.03
TLS	20	12	8	6	14	0.74

	Oklahoma St Seton Hall	85 76
Dec. 8, 2024 TV: FS1 Newark, N.J. Prudential Center		

	1st	2nd	Score
Oklahoma State	45	40	- 85
Seton Hall	26	50	- 76

- OSU rattled Seton Hall with its defensive pressure, using a series of turnovers and fastbreak baskets to build a 19-point halftime lead on the way to an 85-76 road win.
- The victory clinched a 6-5 decision for the Big 12 in its annual challenge series with the Big East
- Robert Jennings II** and **Jamyron Keller** scored 14 each, **Khalil Brantley** tacked on eight assists, and junior guard **Arturo Dean** tallied four steals including the 200th of his collegiate career.
- OSU shot 56.9% to Seton Hall's 50%.
- The Cowboys made 11 of their first 13 shots, including 5-of-7 from three, during a 27-9 start and led 45-26 at the intermission. They registered 10 first-half takeaways while outscoring SHU 17-2 off turnovers and 16-0 on fastbreaks.
- Seton Hall committed just four more turnovers after halftime and succeeded in cutting a 25-point to as little as seven with 54 seconds to play, but the Cowboys finished the game with eight consecutive free throw makes.

OKLAHOMA STATE (6-2)


##	Name	Pts	FG	3pt	FT	TR	PF	A	TO	B	S	MP
01	Bryce Thompson*	2	0-0	0-0	2-2	1	3	1	1	0	0	8
04	Davonte Davis*	0	0-3	0-3	0-0	2	3	1	0	0	1	16
05	Khalil Brantley*	9	2-4	1-1	4-4	3	3	8	3	1	3	28
25	Robert Jennings*	14	5-7	1-3	3-4	4	4	0	2	0	0	29
33	Abou Ousmane*	13	6-9	1-1	0-0	3	4	0	3	1	0	20
00	Marchelus Avery	6	1-5	1-5	3-3	4	1	3	0	0	0	18
02	Arturo Dean	11	4-5	1-1	2-2	1	2	3	0	0	4	23
06	Brandon Newman	13	5-8	3-6	0-0	4	2	1	4	1	0	27
13	Connor Dow	0	0-0	0-0	0-0	0	0	0	0	0	0	0
14	Jamyron Keller	14	5-9	2-6	2-2	2	2	3	1	0	1	20
24	Patrick Suemnick	3	1-1	0-0	1-2	2	0	1	0	2	0	11
TEAM						1	0		2			
TOTALS		85	29-51	10-26	17-19	27	24	21	16	5	9	

	FG	%	3Pt	%	FT	%
1st Half	17-28	61%	7-15	47%	4-5	80%
2nd Half	12-23	52%	3-11	27%	13-14	93%
Game	29-51	56.9%	10-26	38.5%	17-19	89.5%

SETON HALL (5-5)

##	Name	Pts	FG	3pt	FT	TR	PF	A	TO	B	S	MP
00	Dylan Addae-Wusu*	10	3-10	1-4	3-4	1	4	3	1	0	1	30
04	Prince Aligbe*	2	1-2	0-1	0-0	1	0	0	1	0	0	15
21	Isaiah Coleman*	18	7-12	1-3	3-4	2	3	3	2	0	4	32
23	Emmanuel Okorafor*	0	0-0	0-0	0-0	0	1	0	0	0	1	3
33	Garvey Dual*	9	2-5	1-2	4-6	3	1	9	4	1	1	34
02	Chaunce Jenkins	0	0-2	0-1	0-0	3	1	1	0	0	0	10
06	David Tubek	5	2-7	0-2	1-3	4	0	0	0	0	0	14
07	Scotty Middleton	16	6-7	4-4	0-0	2	1	0	2	0	2	19
09	Yacine Toumi	3	1-2	0-1	1-2	0	4	0	0	0	0	11
19	Gus Yalden	8	3-5	0-1	2-2	3	1	0	1	1	0	11
54	Godswill Erheriene	5	2-2	0-0	1-2	3	0	0	1	0	1	21
TEAM							2	0	3			
TOTALS		76	27-54	7-19	15-23	24	16	16	15	2	10	

Box Scores / Recaps

	Oklahoma St Oklahoma	65 80
Dec. 14, 2024 TV: ESPN+ Oklahoma City, Okla. Paycom Center		

	1st	2nd	Score
Oklahoma State	26	39	- 65
13/17 Oklahoma	43	37	- 80

- OSU fell 80-65 to OU in the 250th men's basketball edition of the Bedlam series at Oklahoma City's Paycom Center.
- It was the first non-conference meeting between the two in-state rivals since 1958.
- OSU trailed 30-13 near the 6:00-mark of the first half, at which point they were 3-of-16 from the field (.188) with 10 turnovers (one shy of their season average).
- The Cowboys outscored the Sooners 52-50 the rest of the way while hitting 19-of-40 from the field, but the damage had already been done.
- Reserves accounted for 42 points -- nearly two-thirds of the Cowboy total -- led by **Marchelus "Chi Chi" Avery** (19) and **Arturo Dean** (11).
- Sam Godwin** finished with a career-high 20 points and 14 rebounds for OU, which connected on 30-of-61 shots (49%), including 16-of-31 while building a 43-26 halftime advantage.
- The Cowboys shot 25.9% and the first half and 39.3% for the game.

OKLAHOMA STATE (6-3)

##	Name	Pts	FG	3pt	FT	TR	PF	A	TO	B	S	MP
01	Bryce Thompson*	2	1-6	0-1	0-0	0	0	1	1	0	0	17
04	Davonte Davis*	0	0-2	0-2	0-0	2	1	1	0	0	1	19
05	Khalil Brantley*	8	2-7	0-1	4-7	4	3	1	2	0	1	26
25	Robert Jennings*	4	2-5	0-1	0-0	4	3	0	2	1	1	18
33	Abou Ousmane*	9	4-8	0-1	1-2	4	3	1	3	0	0	20
00	Marchelus Avery	19	6-10	3-4	4-7	6	1	2	1	0	1	26
02	Arturo Dean	11	3-7	1-2	4-5	0	3	2	2	0	1	21
06	Brandon Newman	6	2-6	0-4	2-2	2	0	3	0	1	1	23
14	Jamyrone Keller	5	2-3	1-1	0-0	3	2	0	0	0	1	16
24	Patrick Suemnick	1	0-2	0-1	1-2	5	1	0	0	0	1	14
TEAM						9	0	2				
TOTALS		65	22-56	5-18	16-25	39	18	8	16	1	8	
			FG	%	3Pt	%	FT	%				
1st Half		7-27	26%		2-12	17%	10-13	77%				
2nd Half		15-29	52%		3-6	50%	6-12	50%				
Game		22-56	39.3%		5-18	27.8%	16-25	64.0%				

OKLAHOMA (10-0)

##	Name	Pts	FG	3pt	FT	TR	PF	A	TO	B	S	MP
00	Jeremiah Fears*	17	7-13	1-4	2-3	3	2	5	5	0	1	33
01	Kobe Elvis*	15	5-8	5-7	0-2	2	1	2	2	0	0	32
10	Sam Godwin*	20	10-14	0-0	0-0	14	3	1	0	2	3	28
14	Jalon Moore*	11	2-9	0-2	7-9	5	4	0	3	2	0	30
15	Duke Miles*	10	4-10	0-3	2-2	3	1	1	1	0	2	31
02	Brycen Goodine	3	1-3	1-3	0-0	2	3	0	0	0	0	6
05	Mohamed Wague	0	0-0	0-0	0-0	0	1	0	0	0	0	1
07	Dayton Forsythe	1	0-1	0-1	1-2	0	2	2	0	0	1	10
24	Jacobi Fredson-Cole	0	0-0	0-0	0-0	0	0	0	0	0	0	1
35	Glenn Taylor Jr.	0	0-2	0-2	0-0	1	3	0	1	0	0	12
45	Luke Northweather	3	1-1	1-1	0-1	2	2	1	0	0	0	16
TEAM						4	0	0				
TOTALS		80	30-61	8-23	12-19	36	22	12	12	4	7	
			FG	%	3Pt	%	FT	%				
1st Half		16-31	52%		5-15	33%	6-9	67%				
2nd Half		14-30	47%		3-8	38%	6-10	60%				
Game		30-61	49.2%		8-23	34.8%	12-19	63.2%				

Officials: Brooks Wells, Kelly Self, Chris Merio
OU led for 39:36 | Ties: 0 | Lead Changes: 0 | Largest: OU by 27 (3:26 2h)
Start time: 7:05 p.m. CT Duration: 2:12

Points	Paint	Off TO	2nd Ch	F Brk	Bench	Pts/Pos
OSU	26	9	16	8	42	0.92
OU	42	21	17	7	7	1.13

	Tarleton St Oklahoma St	61 66
Dec. 18, 2024 TV: ESPN+ Stillwater Gallagher-Iba Arena		

	1st	2nd	Score
Tarleton State	31	30	- 61
Oklahoma State	25	41	- 66

- Marchelus "Chi Chi" Avery** scored the last nine OSU points to help close out Tarleton State.
- Avery finished with 18 points and 10 rebounds for his first double-double as a Cowboy.
- Jamyrone Keller** and **Bryce Thompson** added 10 points apiece for OSU, which trailed by a dozen with 2:00 to play in the first half before launching a 19-4 run that spanned halftime.
- The Texans made 13 of their first 22 shots (.591) while building a 31-19 lead with 2:38 to play in the first half but were 12-of-32 thereafter.
- OSU shook off a 24% first-half shooting performance by making 57.7% of its second-half attempts, including 6-of-12 from deep.
- Keller knotted the game at 35 on a layup with 14:14 to play. Avery's free throw with 9:12 left snapped a 44-all tie and put the Cowboys in front for good. Over the final 3:32 he added a three-pointer, a tip-in and a layup.
- After TSU's **Bubu Benjam** missed a potential game-tying three-pointer with 20 seconds to go, Avery hit both ends of a 1-and-1 to ice it.
- OSU won the rebounding battle 42-26 and held a 14-3 edge in second-chance points.

TARLETON STATE (3-10)


##	Name	Pts	FG	3pt	FT	TR	PF	A	TO	B	S	MP
00	Izzy Miles*	10	5-8	0-1	0-0	8	1	1	0	0	2	32
06	Marty Silveira*	16	7-11	2-5	0-0	4	4	6	4	0	5	39
10	Keitenn Bristow*	17	6-10	4-7	1-2	7	4	0	1	0	0	29
11	Bubu Benjaminn*	5	2-12	0-3	1-2	3	3	1	4	0	1	40
23	Chris Mpaka*	10	4-9	0-0	2-6	4	4	0	5	4	2	33
04	Jordan Mizell	0	0-0	0-0	0-0	1	0	0	0	0	0	1
12	Dantwan Grimes	3	1-3	1-2	0-0	0	1	0	0	0	0	18
21	Nick Krass	0	0-1	0-0	0-0	0	0	0	0	0	0	8
TEAM						0	0	0				
TOTALS		61	25-54	7-18	4-10	26	18	8	14	4	11	
			FG	%	3Pt	%	FT	%				
1st Half		13-23	57%		4-8	50%	1-2	50%				
2nd Half		12-31	39%		3-10	30%	3-8	38%				
Game		25-54	46.3%		7-18	38.9%	4-10	40.0%				

OKLAHOMA STATE (7-3)

##	Name	Pts	FG	3pt	FT	TR	PF	A	TO	B	S	MP
01	Bryce Thompson*	10	4-11	2-6	0-1	7	1	1	1	0	2	31
05	Khalil Brantley*	8	3-5	2-3	0-0	2	1	2	2	0	0	26
14	Jamyrone Keller*	10	3-7	0-3	4-4	2	1	3	0	0	0	26
25	Robert Jennings*	1	0-1	0-1	1-2	3	4	0	2	0	0	11
33	Abou Ousmane*	8	3-9	0-2	2-2	7	2	3	2	1	2	27
00	Marchelus Avery	18	5-12	3-6	5-8	10	3	0	5	0	0	28
02	Arturo Dean	5	1-3	1-1	2-2	1	1	3	3	0	0	15
04	Davonte Davis	2	1-2	0-0	0-0	2	1	1	1	0	0	16
06	Brandon Newman	2	1-3	0-1	0-0	2	1	0	1	0	0	11
19	Andrija Vukovic	2	1-1	0-0	0-0	0	0	0	0	0	0	7
24	Patrick Suemnick	0	0-1	0-0	0-0	1	2	0	1	0	0	2
TEAM						5	0	0				
TOTALS		66	22-55	8-23	14-19	42	17	13	18	1	7	
			FG	%	3Pt	%	FT	%				
1st Half		7-29	24%		2-11	18%	9-13	69%				
2nd Half		15-26	58%		6-12	50%	5-6	83%				
Game		22-55	40.0%		8-23	34.8%	14-19	73.7%				

Officials: Doug Sirmons, Marques Pettigrew, Kelly Self
TSU led for 19:45. OSU led for 15:42. Ties: 4 | Lead Changes: 4
Largest: TSU by 12 (2:38 1h), OSU by 8 (2:40 2h)
Start time: 7 p.m. CT Duration: 2:03 Attendance: 5,188

Points	Paint	Off TO	2nd Ch	F Brk	Bench	Pts/Pos
TARL	30	12	3	11	3	0.90
OSU	26	8	14	13	29	0.97

	Oral Roberts Oklahoma St	74 86
Dec. 22, 2024 TV: ESPN+ Stillwater Gallagher-Iba Arena		

	1st	2nd	Score
Oral Roberts	31	43	- 74
Oklahoma State	38	48	- 86

- Abou Ousmane** scored a season-high 19 points and grabbed a team-high seven boards to help OSU posts its sixth consecutive win over ORU.
- The Cowboys made just 3-of-14 threes but outmuscled the Golden Eagles around the basket, outscoring them 42-22 in the paint and 31-14 at the foul line.
- The Cowboys were +26 on the glass (46-20) and finished with their highest offensive rebounding percentage in 17 years, grabbing 17 of their 29 misses (.586). They outscored ORU 14-6 on second-chance opportunities.
- Bryce Thompson** scored 14 points and **Jamyrone Keller** and **Khalil Brantley** added 10 each.
- OSU closed the first half on a 9-2 run to go into the locker room up 38-31. The lead grew to as many as 20 points on Ousmane's jumper with 5:36 to go.
- Issac McBride** paced ORU with 27 points on 5-of-7 three-point shooting. The Golden Eagles hit 12 total threes on 30 attempts.


ORAL ROBERTS (3-9)

##	Name	Pts	FG	3pt	FT	TR	PF	A	TO	B	S	MP
05	Darius Robinson Jr.*	10	4-14	2-10	0-0	2	1	3	2	0	0	36
07	Pablo Navarro*	2	1-1	0-0	0-0	0	1	0	1	1	0	7
10	Issac McBride*	27	8-13	5-7	6-8	3	1	5	6	0	0	38
12	Jalen Miller*	3	1-6	1-4	0-0	3	2	2	1	1	1	23
22	Josh Jones*	0	0-0	0-0	0-0	0	4	1	1	0	0	16
00	JoJo Moore	9	2-5	0-0	5-5	0	2	5	0	0	3	23
01	Braeden Moore	0	0-0	0-0	0-0	0	1	0	0	0	0	4
04	Jackson Skipper	8	3-6	2-4	0-0	3	1	0	2	0	1	21
11	Mathok Majok	0	0-1	0-0	0-0	0	5	0	0	0	1	7
13	Carlos Rosario	3	1-4	1-2	0-2	2	2	0	0	0	0	13
25	Luke Gray	12	4-6	1-3	3-3	0	5	0	1	1	1	12
TEAM						7	0	2				
TOTALS		74	24-56	12-30	14-18	20	25	16	16	3	7	
			FG	%	3Pt	%	FT	%				
1st Half		10-23	43%		7-13	54%	4-5	80%				
2nd Half		14-33	42%		5-17	29%	10-13	77%				
Game		24-56	42.9%		12-30	40.0%	14-18	77.8%				

OKLAHOMA STATE (8-3)

#	Name	Pts	FG	3pt	FT	TR	PF	A	TO	B	S	MP
01	Bryce Thompson*	14	6-11	0-2	2-3	1	2	0	1	0	0	32
05	Khalil Brantley*	10	3-6	1-2	3-4	4	2	1	2	0	1	24
14	Jamyrone Keller*	10	4-6	1-2	1-1	3	4	1	1	0	0	17
25	Robert Jennings*	9	3-6	0-0	3-4	5	1	1	2	0	1	17
33	Abou Ousmane*	19	5-9	0-0	9-9	7	1	0	2	2	1	26
00	Marchelus Avery	9	2-7	1-4	4-4	6	2	3	2	1	1	22
02	Arturo Dene	4	2-5	0-0	0-0	2	1	3	2	0	4	20
04	Davonte Davis	2	0-0	0-1	2-2	4	1	0	1	0	1	12
06	Brandon Newman	3	1-4	0-3	1-2	3	2	0	2	0	0	17
19	Andrija Vukovic	6	0-0	0-0	6-10	1	1	0	0	0	0	13
TEAM						8			0			
TOTALS		86	26-54	3-14	31-39	44	17	9	15	3	9	
			FG		3Pt				FT			
1st Half	10-24	42%	1-6		17%			17-22				77%
2nd Half	16-30	53%	2-8		25%			14-17				82%
Game	26-54	48.1%	3-14		21.4%			31-39				79.5%

Box Scores / Recaps

	Houston Oklahoma	60 47
Dec. 30, 2024 TV: ESPN+ Stillwater Gallagher-Iba Arena		

	1st	2nd	Score
14/14 Houston	28	32	- 60
Oklahoma State	18	29	- 47

- No. 14 Houston began its Big 12 title defense by handing OSU its first home loss of the season.
- J'Wan Roberts** finished with 20 points and 11 rebounds for UH, the national leader in scoring defense and field goal percentage defense.
- The Cowboys joined a growing list of Cougar victims, finishing with their lowest shooting percentage (.259) in more than a decade. They made just 14-of-54 attempts (4/19 from deep).
- Brandon Newman** scored a team-high 12 points for OSU to go with 10 from **Robert Jennings**.
- OSU led 17-11 on **Patrick Suemnick's** putback with 10:26 remaining in the first half, but Houston closed the period on a 17-1 run. During that stretch the Cowboys missed 10 straight shots while committing eight turnovers.
- The field goal drought hit 12:18 with three more misses to start the second half before **Arturo Dean's** putback.
- OSU won the rebounding battle, 39-34, while limiting the visitors to just five offensive boards.

HOUSTON (9-3, 1-0)

##	Name	Pts	FG	3Pt	FT	TR	PF	A	TO	B	S	MP
04	L.J. Cryer*	18	6-15	4-8	2-2	2	1	0	2	0	4	34
07	Milos Uzan*	12	5-10	2-6	0-0	6	3	4	1	0	2	36
11	Joseph Tugler*	4	2-6	0-0	0-0	2	5	2	1	3	0	19
13	J'Wan Roberts*	20	9-13	0-0	2-2	11	1	1	2	1	2	32
21	Emanuel Sharp*	2	1-4	0-2	0-0	2	1	1	0	0	0	22
00	Kordellus Jefferson	0	0-0	0-0	0-0	0	0	0	0	0	0	1
02	Cedric Lath	0	0-0	0-0	0-0	0	1	0	0	0	0	1
05	Ja'Vier Francis	2	1-4	0-0	0-0	5	2	0	2	1	0	20
08	Mylik Wilson	2	0-1	0-1	2-2	2	0	1	0	0	0	16
23	Terrance Arceneaux	0	0-3	0-3	0-0	2	2	0	3	0	0	18
25	Mercy Miller	0	0-1	0-0	0-0	0	0	0	0	0	0	1
TEAM						2	0		1			
TOTALS			24-57	6-20	6-6	34	16	9	12	5	8	

	FG	%	3Pt	%	FT	%
1st Half	13-30	43%	2-5	40%	0-0	0%
2nd Half	11-27	41%	4-15	27%	6-6	100%
Game	24-57	42.1%	6-20	30.0%	6-6	100.0%


OKLAHOMA STATE (8-4, 0-1)

##	Name	Pts	FG	3Pt	FT	TR	PF	A	TO	B	S	MP
01	Bryce Thompson*	0	0-6	0-2	0-0	1	0	1	2	0	0	11
05	Khalil Brantley*	0	0-4	0-2	0-0	8	1	4	3	0	0	29
14	Jamyrion Keller*	4	0-5	0-2	4-4	0	0	0	0	0	1	22
25	Robert Jennings*	10	2-6	0-1	6-6	5	3	0	0	1	2	26
33	Abou Ousmane*	5	2-3	0-0	1-2	6	0	0	2	0	1	30
00	Marchelus Avery	5	2-8	1-4	0-0	3	2	1	0	0	0	21
02	Arturo Dean	9	3-7	1-2	2-4	4	1	1	3	0	1	23
04	Davonte Davis	0	0-2	0-1	0-0	0	1	1	0	0	0	10
06	Brandon Newman	12	4-11	2-5	2-2	4	1	0	0	0	2	24
24	Patrick Suemnick	2	1-2	0-0	0-0	1	1	0	1	0	0	4
TEAM						7	0		2			
TOTALS			14-54	4-19	15-18	39	10	7	14	1	7	

	FG	%	3Pt	%	FT	%
1st Half	6-27	22%	1-8	13%	5-6	83%
2nd Half	8-27	30%	3-11	27%	10-12	83%
Game	14-54	25.9%	4-19	21%	15-18	83.3%

Officials: Ray Natili, Brooks Wells, Gregory Nixon
 OU led for 4:26, HOU led for 28:09 | Ties: 5 Lead Changes: 4 |
 Largest: OSU by 6 (10:24 lh), HOU by 22 (3:28 2h)
 Start time: 7:01 p.m. CT Duration: 1:54

Points	Paint	Off TO	2nd Ch	F Brk	Bench	Pts/Pos
HOU	28	16	7	14	4	0.91
OSU	20	7	10	9	28	0.71

	Oklahoma St West Virginia	
Jan. 4, 2025 TV: CBSSN Morgantown, W.Va. WVU Coliseum		

	1st	2nd	Score
Oklahoma State	19	31	- 50
rv/rv West Virginia	46	23	- 69

- OSU's second-half surge couldn't undo the damage from a prolonged first-half slump.
 - The Cowboys held West Virginia scoreless for more than six minutes during a 17-2 run that sliced a 28-point deficit to as little 13 with 5:37 remaining, but could get no closer.
 - Marchelus "Chi Chi" Avery** paced OSU with 15 points off the bench.
 - Abou Ousmane** scored 12 of his 14 points after halftime and tacked on 11 rebounds for his first double-double in a Cowboy uniform.
 - Former Cowboy **Javon Small** scored 18 of his game-high 24 points in the first half, as the Mountaineers used runs of 22-1 and 16-2 to build a commanding 46-19 lead at the break.
 - The Cowboys opened 2-of-18 from the field in a 25% first half shooting performance, and the 27-point halftime deficit matched their largest ever in a Big 12 contest.
 - For the game, OSU made just 3-of-21 threes and 11-of-20 free throws -- both season lows.
- WVU sank 11 threes, collected 20 points off 17 OSU turnovers, and tallied 19 second-chance points on 12 offensive rebounds.

OKLAHOMA STATE (8-5, 0-2)

##	Name	Pts	FG	3Pt	FT	TR	PF	A	TO	B	S	MP
01	Bryce Thompson*	7	2-6	0-3	3-6	2	3	0	1	0	1	23
05	Khalil Brantley*	2	1-4	0-1	0-0	2	3	1	3	0	0	28
14	Jamyrion Keller*	0	0-2	0-1	0-0	2	1	2	1	0	0	19
25	Robert Jennings*	3	1-4	0-2	1-1	4	1	0	3	0	1	12
33	Abou Ousmane*	14	6-13	0-1	2-2	11	4	0	2	0	4	28
00	Marchelus Avery	15	4-13	3-11	4-6	5	1	1	1	1	2	28
02	Arturo Dean	6	3-7	0-1	0-1	4	4	0	5	0	1	32
04	Davonte Davis	0	0-0	0-0	0-0	1	2	0	0	0	0	9
06	Brandon Newman	0	0-3	0-1	0-0	2	3	1	0	0	0	9
24	Patrick Suemnick	3	1-2	0-0	1-4	3	0	0	0	1	0	12
TEAM						2	0		1			
TOTALS			50	18-54	3-21	11-20	38	22	5	17	2	9

	FG	%	3Pt	%	FT	%
1st Half	7-28	25%	2-12	17%	3-7	43%
2nd Half	11-26	42%	1-9	11%	8-13	62%
Game	18-54	33.3%	3-21	14.3%	11-20	55.0%


WEST VIRGINIA (11-2, 2-0)

##	Name	Pts	FG	3Pt	FT	TR	PF	A	TO	B	S	MP
00	Eduardo Andre	7	3-4	0-0	1-4	10	3	4	3	1	1	27
05	Toby Okani	5	2-8	1-4	0-2	7	3	0	1	0	0	30
07	Javon Small	24	7-16	3-10	7-7	11	1	4	6	0	3	37
10	Scire Harris	9	3-10	2-6	1-2	5	2	2	1	2	3	34
11	Jonathan Powell	17	6-10	5-7	0-0	1	4	0	1	0	0	33
01	Joseph Yesufu	1	0-0	0-0	1-3	3	0	1	1	0	0	13
03	K.J. Tenner	0	0-0	0-0	0-0	0	2	1	1	0	0	13
08	Jake Auer	0	0-0	0-0	0-0	0	0	0	0	0	0	0
13	Amani Hansberry	6	2-5	0-3	2-2	3	1	3	0	0	0	13
TEAM						0	0		1			
TOTALS			69	23-55	11-30	12-20	40	16	15	15	3	7

	FG	%	3Pt	%	FT	%
1st Half	14-30	47%	8-19	42%	10-14	71%
2nd Half	9-25	36%	3-11	27%	2-6	33%
Game	23-55	41.8%	11-30	36.7%	12-20	60.0%

Officials: Antinio Petty, Tyler Kumpf, Chris Pasci
 WVU led for 39:18. Ties: 0 Lead Changes: 0 Largest: WVU by 28 (18:26 2h)
 Start time: 12:05 p.m. ET Duration: 2:07 Attendance: 11,753

Points	Paint	Off TO	2nd Ch	F Brk	Bench	Pts/Pos
OSU	28	20	11	18	24	0.74
WVU	22	12	19	1	7	1.01

	Kansas St Oklahoma St	
Jan. 7, 2025 TV: ESPN+ Stillwater Gallagher-Iba Arena		

	1st	2nd	Score
Kansas State	24	42	- 66
Oklahoma State	43	36	- 79

- Abou Ousmane** supplied 27 points and **Brandon Newman** notched the 1,000th of his collegiate career to help head coach **Steve Lutz** secure his first Big 12 victory.
- OSU finished the first half on a 20-2 run to take a 43-24 lead into the locker room and kept it in double-figures the rest of the way.
- During their big run, the Cowboys forced stops on 11 of 12 KSU possessions. They scored the last 15 points of the half, including four in the final second when Newman made two free throws and **Khalil Brantley** swooped in to steal the inbound pass (one of 11 for OSU on the night) and beat the buzzer with a 15-foot jumper.
- The Cowboys shook loose from a two-game shooting slump by knocking down 9-of-21 threes and 47.5% overall. They scored 31 points off of 19 turnovers while committing only 12.
- Coleman Hawkins** had 18 points and **David N'Guessan** added 12 points and 12 boards for KSU, which shot 51.1% but just 3-of-14 on threes.
- Newman tallied the last of his nine points on a free throw with 6:42 remaining in the second half to finish the evening at 1,000 on the nose.

KANSAS STATE (7-7, 1-2)

##	Name	Pts	FG	3Pt	FT	TR	PF	A	TO	B	S	MP
00	Dug McDaniel*	6	3-8	0-2	0-0	3	1	3	4	0	1	33
01	David N'Guessan*	12	4-6	0-0	4-4	12	2	4	2	2	2	35
02	Max Jones*	10	2-8	1-5	5-7	2	2	2	2	0	1	27
11	Brendan Hausen*	2	0-2	0-2	2-2	1	0	0	0	0	1	21
33	Coleman Hawkins*	18	7-13	1-4	3-3	5	3	2	5	2	3	32
03	C.J. Jones	7	3-4	1-1	0-0	1	2	1	3	0	0	20
04	Mobi Ikegwuruka	0	0-0	0-0	0-1	1	0	0	0	0	0	2
10	David Castillo	0	0-0	0-0	0-0	0	2	0	0	0	0	4
23	Macieab Rich	4	2-3	0-0	0-0	1	0	0	1	0	0	8
34	Ugonna Onyenso	7	3-3	0-0	1-3	1	4	0	0	1	1	18
TEAM						3	0		2			
TOTALS			66	24-47	3-14	15-20	30	16	13	19	5	9

	FG	%	3Pt	%	FT	%
1st Half	10-24	42%	2-7	29%	2-5	40%
2nd Half	14-23	61%	1-7	14%	13-15	87%
Game	24-47	51.1%	3-14	21.4%	15-20	75.0%


OKLAHOMA STATE (9-5, 1-2)

##	Name	Pts	FG	3Pt	FT	TR	PF	A	TO	B	S	MP
01	Bryce Thompson*	10	3-6	2-3	2-2	2	2	3	2	1	2	25
02	Arturo Dean*	0	0-4	0-1	0-0	4	3	2	0	2	2	21
14	Jamyrion Keller*	7	3-8	1-4	0-0	3	2	2	2	0	0	21
25	Robert Jennings*	4	1-4	0-1	2-2	4	4	1	1	0	1	20
33	Abou Ousmane*	27	11-15	1-1	4-4	5	3	0	0	2	0	28
00	Marchelus Avery	13	5-9	3-6	0-0	4	3	0	3	0	1	23
04	Davonte Davis	0	0-4	0-2	0-0	0	1	0	0	0	2	8
05	Khalil Brantley	6	2-4	0-0	2-2	2	1	5	1	0	3	24
06	Brandon Newman	9	2-4	2-3	3-4	4	0	1	1	0	0	24
24	Patrick Suemnick	3	1-1	0-0	1-4	0	0	0	0	0	0	6
TEAM						1	0		0			
TOTALS			79	28-59	9-21	14-18	29	19	15	12	3	11

	FG	%	3Pt	%	FT	%
1st Half	18-36	50%	4-9	44%	3-6	50%
2nd Half	10-23	43%	5-12	42%	11-12	92%
Game	28-59	47.5%	9-21	42.9%	14-18	77.8%

Officials: Tony Padilla, Bret Smith, Rick Crawford
 OSU led for 39

Box Scores / Recaps



Oklahoma St
Utah

62
83

Jan. 11, 2025 | TV: ESPN+
Salt Lake City, Utah | Hunstman Center

	1st	2nd	Score
Oklahoma State	26	36	- 62
Utah	37	46	- 83


- Utah scored the first 12 points of the game and cruised to its first ever Big 12 conference win.
- Playing without defensive sparkplug **Arturo Dean** (illness), OSU did little to disrupt the Utes' offensive rhythm. The hosts shot 55.6% from the field to OSU's 33.3%, helped by 12 dunks and 10 layups. They had a 46-24 advantage in the paint while piling up 23 assists and 2.08 A:TO Ratio.
- Utah made 16-of-24 second half shots (eight of them dunks) to grow an 11-point halftime lead to as many as 26 with 8:02 to play.
- Bryce Thompson** paced the Cowboys with 16 points and reserves **Chi Chi Avery** and **Brandon Newman** added 13 and 10 respectively.
- Ezra Ausar** (21), **Jake Wahlin** (16) and **Keanu Dawes** (16) led the Utah count.
- The Cowboys won the rebounding battle, 40-39, helped by 18 offensive boards, but managed just five fastbreak points--roughly a third of their Big 12-best average coming into the day.

OKLAHOMA STATE (9-6, 1-3)												
##	Name	Pts	FG	3Pt	FT	TR	PF	A	TO	B	S	MP
01	Bryce Thompson*	16	7-13	1-2	1-3	4	3	3	2	0	2	28
05	Khalil Brantley*	5	1-6	0-1	3-6	4	1	3	1	0	0	28
14	Jamyron Keller*	6	2-7	2-5	0-1	5	1	1	0	0	1	19
25	Robert Jennings*	2	1-3	0-1	0-0	4	2	0	0	0	0	16
33	Abou Ousmane*	8	3-10	1-1	1-2	5	2	0	2	1	1	21
00	Marchelus Avery	13	4-13	0-5	5-5	6	2	1	1	2	0	23
04	Davonte Davis	2	1-2	0-1	0-0	1	2	1	0	0	0	25
06	Brandon Newman	10	3-8	2-5	2-2	3	2	0	3	0	0	22
07	Kirk Cole	0	0-1	0-1	0-0	0	0	0	0	0	0	1
13	Connor Dow	0	0-0	0-0	0-2	0	2	0	1	0	1	7
19	Andrija Vukovic	0	0-0	0-0	0-1	2	1	0	0	0	0	2
24	Patrick Suemnick	0	0-2	0-0	0-0	3	1	0	0	0	0	7
34	Tyler Caron	0	0-1	0-1	0-0	0	0	0	0	0	0	1
TEAM						3	0		1			
TOTALS		62	22-66	6-23	12-22	40	19	9	11	3	5	
		FG	%	3Pt	%	FT	%					
1st Half		8-34	24%	2-13	15%	8-11	73%					
2nd Half		14-32	44%	4-10	40%	4-11	36%					
Game		22-66	33.3%	6-23	26.1%	12-22	54.5%					

UTAH (9-6, 1-3)												
##	Name	Pts	FG	3Pt	FT	TR	PF	A	TO	B	S	MP
02	Ezra Ausar*	21	7-12	0-0	7-8	4	2	0	1	0	1	17
10	Jake Wahlin*	16	5-5	3-3	3-3	4	1	3	0	0	1	28
25	Mike Sharavjamts*	8	3-7	1-4	1-2	4	3	2	3	2	1	24
34	Lawson Lovering*	8	3-5	0-0	2-5	3	4	6	0	1	0	21
55	Gabe Madsen*	9	3-8	1-3	2-2	2	2	4	0	0	0	24
00	Hunter Erickson	0	0-2	0-2	0-0	3	2	0	1	1	0	21
01	Miro Little	1	0-2	0-1	1-2	2	0	3	0	1	0	18
05	Joul Karram	0	0-0	0-0	0-0	0	0	0	0	0	0	0
06	Brady Smith	0	0-0	0-0	0-0	0	0	0	0	0	0	1
08	Keanu Dawes	16	8-10	0-1	0-0	9	1	2	2	1	0	21
09	Jerry Huang	1	0-0	0-0	1-2	0	0	0	0	0	0	1
11	Caleb Lohner	0	0-1	0-0	0-0	1	3	2	2	1	0	9
32	Zach Keller	3	1-1	1-1	0-0	0	4	1	1	0	0	10
45	Mason Madsen	0	0-1	0-0	0-0	2	0	0	1	0	0	5
TEAM						5	0		0			
TOTALS		83	30-54	6-15	17-24	39	22	23	11	7	3	
		FG	%	3Pt	%	FT	%					
1st Half		14-30	47%	2-7	29%	7-7	100%					
2nd Half		16-24	67%	4-8	50%	10-17	59%					
Game		30-54	55.6%	6-15	40.0%	17-24	70.8%					


Officials: Michael Greenstein, Eric Curry, De Selle Dean
Utah led for 39:36 | Ties: 0 | Lead Changes: 0 | Largest: Utah by 26
Start time: 5:01 p.m. MT Duration: 2:05

Points	Paint	Off TO	2nd Ch	F Brk	Bench	Pts/Pos
OSU	24	9	15	5	25	0.89
Utah	46	12	6	10	21	1.19



Oklahoma St
BYU

Jan. 14, 2025 | TV: ESPN+
Provo, Utah | Marriott Center



Colorado
Oklahoma St

Jan. 18, 2025 | TV: ESPN+
Stillwater | Gallagher-Iba Arena

Players



O / MARCHELUS "CHI CHI" AVERY

Forward | 6-8 | 210 | Fifth Year | Richmond, Va.

Career Statistics:

* = Season did not count toward eligibility (COVID-19)

Season	School	GP-GS	MIN/MPG	FGM-A	FG%	3FGM-A	3FG%	FTM-A	FT%	OR	DR	TR	RPG	PF-FO	A	TO	BLK	STL	TP	PPG
2020-21	NW Florida St. (Fr.)*																			
Junior College																				
2021-22	NM State (So.)	23-2	257/11.2	33-74	.446	10-32	.313	18-27	.667	21	36	57	2.5	20-0	13	13	7	11	94	4.1
2022-23	NM State (Jr.)	21-7	388/18.5	65-137	.474	23-55	.418	20-32	.625	36	58	94	4.5	33-0	19	24	5	11	173	8.2
2023-24	UCF (Sr.)	31-2	549/17.7	81-205	.395	36-105	.343	38-55	.691	46	79	125	4.0	37-0	23	22	8	22	236	7.6
2024-25	OK State (5th)	15-0	347/23.1	62-152	.408	27-77	.351	38-52	.731	28	52	80	5.3	31-1	21	19	8	14	189	12.6
OSU TOTALS		15-0	347/23.1	62-152	.408	27-77	.351	38-52	.731	28	52	80	5.3	31-1	21	19	8	14	189	12.6
NCAA CAREER		90-11	1541/17.1	241-568	.424	96-269	.357	114-166	.687	131	225	356	4.0	121-1	76	78	28	58	692	7.7

Quick Facts

Major	University Studies
Birthday	Dec. 12
Instagram	@chiaveryy
X (Twitter)	@ballout_chi

Season Bests

PTS	23	ST. THOMAS	11/10/24
REB	10	TARLETON ST.	12/18/24
AST	4	SOUTHERN ILLINOIS	11/14/24
STL	3	ST. THOMAS	11/10/24
BLK	2	2x, Last: at Utah	1/11/25
FGM	8	ST. THOMAS	11/10/24
3FGM	3	4x, Last: TARLETON ST.	12/18/24
FTM	6	ST. THOMAS	11/10/24
MIN	28:03	TARLETON ST.	12/18/24

NCAA Career Bests (All Schools)

PTS	26	NORTHERN N.M.	12/18/22
REB	10	3x, Last: TARLETON ST.	12/18/24
AST	4	SOUTHERN ILLINOIS	11/14/24
STL	4	SOUTH FLA.	3/19/24
BLK	2	2x, Last: at Utah	1/11/25
FGM	11	NORTHERN N.M.	12/18/22
3FGM	4	3x, Last: BAYLOR	1/31/24
FTM	8	at Houston	1/20/24
MIN	31	at Cincinnati	1/27/23

Miscellaneous Benchmarks

Category	'24-25	OSU Career	NCAA Career
10+ Points	11	11	31
20+ Points	1	1	7
30+ Points	-	-	0
10+ Rebounds	1	1	3
5+ Assists	-	-	0
10+ Assists	-	-	0
Double-Doubles (P-R)	1	1	3
Triple-Doubles	-	-	0
Dunks	7	7	
Fouls Drawn	33	33	
Pts. Leader	5	5	
Reb. Leader	6	6	
Ast. Leader	2	2	

Profile:

- High-flying fifth-year is one of the nation's most-athletics forwards; Goes by the nickname "Chi Chi."
- Scored 18 of his 23 points in the second half of the Nov. 10 win over St. Thomas. It was his seventh career 20-point game and his first as a Cowboy.
- Sixth-man last season at Big 12 rival UCF while splitting time between the 3 and 4 spots.
- Played two seasons at New Mexico State. As a sophomore appeared in 23 games and averaged 4.1 points for a team that swept the WAC regular season and tournament titles and upset UConn in the first round of the NCAA tournament... Took on a larger role the following year, averaging 8.2 points and 4.5 boards while shooting 41.8% from deep.
- Three-star high school recruit played his freshman season at Northwest Florida State College for former OSU assistant Butch Pierre.
- Won a Virginia state championship and earned VISAA Division III player of the year honors as a senior at Life Christian Academy in Richmond, Va. and added another state title the following year with the postgrad team at Central Pointe Christian Academy in Kissimmee, Fla.

Game-by-Game

Date	Opponent	GS	Min	FG	%	3Pt	%	FT	%	OR	DR	TR	RPG	PF	A	TO	Blk	Stl	TP	PPG
N. 4	GREEN BAY		20:22	4-13	.308	1-4	.250	1-1	1.000	1	4	5	5.0	2	0	2	0	1	10	10.0
N. 10	ST. THOMAS		24:53	8-12	.667	1-4	.250	6-8	.750	0	3	3	4.0	2	1	0	0	3	23	16.5
N. 14	SOUTHERN ILL.		24:36	4-11	.364	3-6	.500	0-0	---	0	4	4	4.0	1	4	0	2	1	11	14.7
N. 21	vs. Fla. Atlantic		17:36	2-7	.286	1-4	.250	1-2	.500	2	5	7	4.8	5	1	2	0	2	6	12.5
N. 22	vs. Miami		26:59	5-11	.455	3-5	.600	2-4	.500	4	4	8	5.4	2	1	1	1	1	15	13.0
N. 24	vs. Nevada		23:26	5-11	.455	2-8	.250	3-4	.750	0	3	3	5.0	4	1	0	0	1	15	13.3
D. 4	at Tulsa		20:35	5-10	.500	1-1	1.000	0-0	---	3	3	6	5.1	0	2	1	1	0	11	13.0
D. 8	at Seton Hall		17:52	1-5	.200	1-5	.200	3-3	1.000	1	3	4	5.0	1	3	0	0	0	6	12.1
D. 14	vs. Oklahoma		25:49	6-10	.600	3-4	.750	4-7	.571	3	3	6	5.1	1	2	1	0	1	19	12.9
D. 18	TARLETON ST.		28:03	5-12	.417	3-6	.500	5-8	.625	6	4	10	5.6	3	0	5	0	0	18	13.4
D. 22	ORAL ROBERTS		22:12	2-7	.286	1-4	.250	4-4	1.000	1	5	6	5.6	2	3	2	1	1	9	13.0
D. 30	HOUSTON^		20:35	2-8	.250	1-4	.250	0-0	---	0	3	3	5.4	2	1	0	0	0	5	12.3
J. 4	at West Virginia^		28:06	4-13	.308	3-11	.273	4-6	.667	1	4	5	5.4	1	1	1	1	2	15	12.5
J. 7	KANSAS ST.^		22:54	5-9	.556	3-6	.500	0-0	---	1	3	4	5.3	3	0	3	0	1	13	12.6
J. 11	at Utah^		22:52	4-13	.308	0-5	.000	5-5	1.000	5	1	6	5.3	2	1	1	2	0	13	12.6
J. 14	at BYU^																			
J. 18	COLORADO^																			
J. 21	ARIZONA^																			
J. 26	at Texas Tech^																			
J. 29	at Kansas St.^																			
F. 1	UTAH^																			
F. 4	at Houston^																			
F. 9	ARIZONA ST.^																			
F. 12	at TCU^																			
F. 15	TEXAS TECH^																			
F. 19	UCF^																			
F. 22	at Kansas^																			
F. 25	IOWA ST.^																			
M. 1	at Baylor^																			
M. 5	at UCF^																			
M. 8	CINCINNATI^																			

Players



1 / BRYCE THOMPSON



Guard / 6-6 / 200 / Graduate / Tulsa, Okla.

Career Statistics:

* = Season did not count toward eligibility (COVID-19)

Season	School	GP-GS	MIN/MPG	FGM-A	FG%	3FGM-A	3FG%	FTM-A	FT%	OR	DR	TR	RPG	PF-FO	A	TO	BLK	STL	TP	PPG
2020-21	Kansas (Fr.) *	20-4	343/17.2	36-102	.353	8-36	.222	11-17	.647	5	25	30	1.5	30-0	22	21	3	7	91	4.6
2021-22	OK State (So.)	29-25	759/26.2	119-288	.413	29-100	.290	40-60	.667	13	53	66	2.3	54-0	32	36	4	17	307	10.6
2022-23	OK State (Jr.)	36-36	1098/30.5	161-411	.392	61-165	.370	41-75	.547	8	87	95	2.6	82-1	93	93	4	22	424	11.8
2023-24	OK State (Sr.)	18-17	500/27.8	71-180	.394	31-90	.344	35-52	.673	8	26	34	1.9	39-0	27	34	2	14	208	11.6
2024-25	OK State (Gr.)	15-15	350/23.4	52-129	.403	14-41	.341	31-42	.738	3	37	40	2.7	28-1	24	18	1	16	149	9.9
OSU TOTALS		98-93	2707/27.6	403-1008	.400	135-396	.341	147-229	.642	32	203	235	2.4	203-2	176	181	11	69	1088	11.1
NCAA CAREER		118-97	3050/25.9	439-1110	.395	143-432	.331	158-246	.642	37	228	265	2.2	233-2	198	202	14	76	1179	10.0

Quick Facts

Major	Pursuing Graduate Certificate B.A. in Psychology (OSU '24)
Birthday	Feb. 26
Instagram	@brycethompson1
X (Twitter)	@B3thompson__

Season Bests

PTS	22	GREEN BAY	11/4/24
REB	7	TARLETON ST.	12/18/24
AST	4	at Tulsa	12/4/24
STL	4	at Tulsa	12/4/24
BLK			
FGM	9	GREEN BAY	11/4/24
3FGM	4	GREEN BAY	11/4/24
FTM	6	vs. Florida Atlantic	11/21/24
MIN	33:19	vs. Nevada	11/24/24

NCAA Career Bests (All achieved at OSU)

PTS	23	at Kansas	12/31/22
REB	9	OKLAHOMA	1/18/23
AST	6	A&M-Corpus Christi	12/20/22
STL	4	2x, Last: at Tulsa	12/4/24
BLK	2	IOWA ST.	2/11/21
FGM	10	at Kansas	2/2/22
3FGM	7	at Kansas	12/31/22
FTM	7	KANSAS	1/16/24
MIN	41:53	BAYLOR (ot)	1/6/24

Miscellaneous Benchmarks

Category	'24-25	OSU Career	NCAA Career
10+ Points	9	55	58
20+ Points	1	8	8
30+ Points	-	0	0
10+ Rebounds	-	0	0
5+ Assists	-	4	4
10+ Assists	-	0	0
Double-Doubles (P-R)	-	0	0
Triple-Doubles	-	0	0
Dunks	5		
Fouls Drawn	37	247	
Pts. Leader	4	23	
Reb. Leader	1	2	
Ast. Leader	2	20	

Career Honors:

- Second Team Academic All-Big 12 (2022-23)
- Became the 45th member of OSU's 1,000-Point Club during a Nov. 22 win over Miami.
- Scored his 1,000th collegiate point on Jan. 16, 2024 against this former school, Kansas.

Profile:

- Explosive guard is OSU's longest-tenured player (4th season).
- Posted his eighth career 20-point performance in the season opener against Green Bay (Nov. 3), finishing with 22 points on 4-of-5 three-point shooting.
- Missed the last six weeks of the 2023-24 season to a shoulder injury.
- Averaged a career-best 11.8 points as a junior (2022-23) while helping OSU to a 22 wins and an NIT quarterfinal appearance and was on pace to top it in 2023-24 before suffering a season-ending shoulder injury.
- A 2020 McDonald's All-American at Tulsa's Booker T. Washington High School.

Game-by-Game

Date	Opponent	GS	Min	FG	%	3Pt	%	FT	%	OR	DR	TR	RPG	PF	A	TO	Blk	Stl	TP	PPG
N. 4	GREEN BAY	*	30:06	9-13	.692	4-5	.800	0-0	---	1	4	5	5.0	2	1	0	0	2	22	22.0
N. 10	ST. THOMAS	*	20:44	4-10	.400	1-3	.333	2-2	1.000	0	2	2	3.5	2	3	1	0	1	11	16.5
N. 14	SOUTHERN ILL.	*	22:04	4-9	.444	2-3	.667	0-0	---	0	4	4	3.7	1	1	2	0	0	10	14.3
N. 21	vs. Fla. Atlantic	*	18:11	0-4	.000	0-2	.000	6-7	.857	0	2	2	3.3	5	1	1	0	0	6	12.3
N. 22	vs. Miami	*	27:04	6-14	.429	2-5	.400	3-4	.750	0	3	3	3.2	2	2	0	0	2	17	13.2
N. 24	vs. Nevada	*	33:19	1-9	.111	0-4	.000	5-7	.714	1	4	5	3.5	1	2	0	0	0	7	12.2
D. 4	at Tulsa	*	23:44	5-11	.455	0-0	---	5-5	1.000	0	1	1	3.1	1	4	3	0	4	15	12.6
D. 8	at Seton Hall	*	08:04	0-0	---	0-0	---	2-2	1.000	0	1	1	2.9	3	1	1	0	0	2	11.3
D. 14	vs. Oklahoma	*	17:17	1-6	.167	0-1	.000	0-0	---	0	0	0	2.6	0	1	1	0	0	2	10.2
D. 18	TARLETON ST.	*	31:10	4-11	.364	2-6	.333	0-1	.000	0	7	7	3.0	1	1	1	0	2	10	10.2
D. 22	ORAL ROBERTS	*	31:22	6-11	.545	0-2	.000	2-3	.667	0	1	1	2.8	2	0	1	0	0	14	10.5
D. 30	HOUSTON^	*	10:58	0-6	.000	0-2	.000	0-0	---	0	1	1	2.7	0	1	2	0	0	0	9.7
J. 4	at West Virginia^	*	22:57	2-6	.333	0-3	.000	3-6	.500	0	2	2	2.6	3	0	1	0	1	7	9.5
J. 7	KANSAS ST.^	*	25:10	3-6	.500	2-3	.667	2-2	1.000	0	2	2	2.6	2	3	2	1	2	10	9.5
J. 11	at Utah^	*	28:20	7-13	.538	1-2	.500	1-3	.333	1	3	4	2.7	3	3	2	0	2	16	9.9
J. 14	at BYU^																			
J. 18	COLORADO^																			
J. 21	ARIZONA^																			
J. 26	at Texas Tech^																			
J. 29	at Kansas St.^																			
F. 1	UTAH^																			
F. 4	at Houston^																			
F. 9	ARIZONA ST.^																			
F. 12	at TCU^																			
F. 15	TEXAS TECH^																			
F. 19	UCF^																			
F. 22	at Kansas^																			
F. 25	IOWA ST.^																			
M. 1	at Baylor^																			
M. 5	at UCF^																			
M. 8	CINCINNATI^																			

Players



2 / ARTURO DEAN

Guard | 5-11 | 170 | Junior | Miami, Fla.

Career Statistics:

Season	School	GP-GS	MIN/MPG	FGM-A	FG%	3FGM-A	3FG%	FTM-A	FT%	OR	DR	TR	RPG	PF-FO	A	TO	BLK	STL	TP	PPG
2022-23	FIU (Fr.)	32-23	950/29.7	157-361	.435	12-60	.200	55-86	.640	31	101	132	4.1	81-2	122	101	8	81	381	11.9
2023-24	FIU (So.)	31-30	894/28.8	166-397	.418	27-89	.303	56-87	.644	32	127	159	5.1	76-4	124	114	5	104	415	13.4
2024-25	OK State (Jr.)	14-1	316/22.6	33-82	.402	5-17	.294	25-33	.758	11	32	43	3.1	26-0	37	28	1	27	96	6.9
OSU TOTALS		14-1	316/22.6	33-82	.402	5-17	.294	25-33	.758	11	32	43	3.1	26-0	37	28	1	27	96	6.9
NCAA CAREER		77-54	2160/28.1	356-840	.424	44-166	.265	136-206	.660	74	260	334	4.3	183-6	283	243	14	212	892	11.6

Quick Facts

Major	University Studies
Birthday	Nov. 6
Instagram	@yg.turo
X (Twitter)	@ArturoDean12

Season Bests

PTS	13	vs. Nevada	11/24/24
REB	9	ST. THOMAS	11/10/24
AST	5	2x, Last: SOUTHERN ILL.	11/14/24
STL	4	3x, Last: ORAL ROBERTS	12/22/24
BLK	1	GREEN BAY	11/4/24
FGM	5	vs. Nevada	11/24/24
3FGM	1	5x, Last: HOUSTON	12/30/24
FTM	4	2x, Last: vs. Oklahoma	12/14/24
MIN	27:35	vs. Florida Atlantic	11/21/24

NCAA Career Bests (All Schools)

PTS	27	LIU	12/2/23
REB	12	at Louisiana Tech	2/17/24
AST	10	at Rice	3/4/23
STL	10	FGCU	11/29/23
BLK	2	at UTEP	1/19/23
FGM	11	LIU	12/2/23
3FGM	3	at Miami FL	11/13/23
FTM	6	at Western Ky.	1/25/24
MIN	38	FLA. ATLANTIC (ot)	1/11/23

Miscellaneous Benchmarks

Category	'24-25	OSU Career	NCAA Career
10+ Points	3	3	48
20+ Points	-	-	5
30+ Points	-	-	0
10+ Rebounds	-	-	1
5+ Assists	2	2	24
10+ Assists	-	-	1
5+ Steals	-	-	10
10+ Steals	-	-	1
Double-Doubles (All)	-	-	3
Double-Doubles (P-R)	-	-	1
Double-Doubles (P-A)	-	-	1
Doubles-Doubles (P-S)	-	-	1
Triple-Doubles	-	-	0
Dunks	-	-	-
Fouls Drawn	25	25	-
Pts. Leader	-	-	-
Reb. Leader	1	1	-
Ast. Leader	7	7	-

Profile:

- Freaky fast guard is a terror in the open court; Led the nation in steals last year (104) at FIU.
- Team-bests: 8 rebounds, 5 assists and 4 steals in the Nov. 10 win over St. Thomas.
- Paced the Panthers in points (13.4), rebounds (5.1), assists (4.0) and steals (3.35) during the 2023-24 season and earned Third Team All-CUSA recognition.
- Twice made the league's all-defensive squad and was its defensive player of the year as a true freshman.
- In 2023-24 posted the ninth-highest steal percentage (6.44) in the 21 years that KenPom has collected data (roughly 1-in-15 opponent possessions ended with a Dean steal).
- Was CUSA Freshman of the Year and honorable mention all-conference in 2022-23 after averaging 11.7 points, 3.8 assists and 2.5 steals.
- The rare player to post double-doubles with three different stat combos. In addition to his 19-point, 10-steal game against FGCU, had a 19-point, 12-rebound effort at Louisiana Tech (Feb. 17, 2024) and a 10-point, 10-assist line at Rice (Mar. 4, 2023). The 10 steals against FGCU were also a school record.
- Won the 2022 National Prep Championship during a post-grad season at Putnam Science Academy in Connecticut. Averaged 13.9 points, 4.0 assists and 3.1 steals per game for a team that finished 38-0.
- Nickname is "Turo."

Game-by-Game

Date	Opponent	GS	Min	FG	%	3Pt	%	FT	%	OR	DR	TR	RPG	PF	A	TO	Blk	Stl	TP	PPG
N. 4	GREEN BAY		22:09	2-9	.222	0-2	.000	4-4	1.000	2	5	7	7.0	2	3	1	1	1	8	8.0
N. 10	ST. THOMAS		24:31	2-4	.500	0-0	---	0-2	.000	1	8	9	8.0	0	5	2	0	4	4	6.0
N. 14	SOUTHERN ILL.		22:27	2-7	.286	0-1	.000	2-2	1.000	0	2	2	6.0	3	5	1	0	1	6	6.0
N. 21	vs. Fla. Atlantic		27:35	1-6	.167	0-2	.000	1-2	.500	1	2	3	5.3	4	4	1	0	3	3	5.3
N. 22	vs. Miami		20:27	2-4	.500	0-1	.000	4-5	.800	0	0	0	4.2	2	0	3	0	1	8	5.8
N. 24	vs. Nevada		22:16	5-8	.625	1-2	.500	2-2	1.000	0	4	4	4.2	0	1	1	0	1	13	7.0
D. 4	at Tulsa		21:39	3-6	.500	0-0	---	2-2	1.000	0	2	2	3.9	0	4	2	0	3	8	7.1
D. 8	at Seton Hall		23:10	4-5	.800	1-1	1.000	2-2	1.000	1	0	1	3.5	2	3	0	0	4	11	7.6
D. 14	vs. Oklahoma		20:46	3-7	.429	1-2	.500	4-5	.800	0	0	0	3.1	3	2	2	0	1	11	8.0
D. 18	TARLETON ST.		14:52	1-3	.333	1-1	1.000	2-2	1.000	1	0	1	2.9	1	3	3	0	0	5	7.7
D. 22	ORAL ROBERTS		20:20	2-5	.400	0-1	.000	0-0	---	1	1	2	2.8	1	3	2	0	4	4	7.4
D. 30	HOUSTON*		23:12	3-7	.429	1-2	.500	2-4	.500	0	4	4	2.9	1	1	3	0	1	9	7.5
J. 4	at West Virginia*		31:40	3-7	.429	0-1	.000	0-1	.000	2	2	4	3.0	4	0	5	0	1	6	7.4
J. 7	KANSAS ST.*	*	21:25	0-4	.000	0-1	.000	0-0	---	2	2	4	3.1	3	3	2	0	2	0	6.9
J. 11	at Utah*		dnp																	
J. 14	at BYU*																			
J. 18	COLORADO*																			
J. 21	ARIZONA*																			
J. 26	at Texas Tech*																			
J. 29	at Kansas St.*																			
F. 1	UTAH*																			
F. 4	at Houston*																			
F. 9	ARIZONA ST.*																			
F. 12	at TCU*																			
F. 15	TEXAS TECH*																			
F. 19	UCF*																			
F. 22	at Kansas*																			
F. 25	IOWA ST.*																			
M. 1	at Baylor*																			
M. 5	at UCF*																			
M. 8	CINCINNATI*																			

Players



4 / DAVONTE "DEVO" DAVIS

Guard | 6-4 | 185 | Fifth Year | Jacksonville, Ark.

Career Statistics:

* = Season did not count toward eligibility (COVID-19)

Season	School	GP-GS	MIN/MPG	FGM-A	FG%	3FGM-A	3FG%	FTM-A	FT%	OR	DR	TR	RPG	PF-FO	A	TO	BLK	STL	TP	PPG
2020-21	Arkansas (Fr.) *	30-17	714/23.8	109-229	.476	2-13	.154	34-45	.756	36	98	134	4.5	70-0	64	48	5	35	254	8.5
2021-22	Arkansas (So.)	37-14	1025/27.7	114-266	.429	20-74	.270	58-82	.707	42	96	138	3.7	95-1	102	67	0	35	306	8.3
2022-23	Arkansas (Jr.)	35-31	1159/33.1	144-347	.415	47-136	.346	46-64	.719	24	129	153	4.4	91-3	87	72	4	48	381	10.9
2023-24	Arkansas (Sr.)	30-23	822/27.4	62-171	.363	16-66	.242	37-48	.771	21	82	103	3.4	74-1	61	34	1	22	177	5.9
2024-25	OK State (5th)	15-9	259/17.3	15-47	.319	5-26	.192	4-7	.571	11	20	31	2.1	29-1	12	8	1	9	39	2.6
OSU TOTALS		15-9	259/17.3	15-47	.319	5-26	.192	4-7	.571	11	20	31	2.1	29-1	12	8	1	9	39	2.6
NCAA CAREER		147-94	3980/27.1	444-1060	.419	90-315	.286	179-246	.728	134	425	559	3.8	359-6	326	229	11	149	1157	7.9

Quick Facts

Major	University Studies
Birthday	Sept. 24
Instagram	@devofor3
X (Twitter)	@MrDevoBuckets

Season Bests

PTS	10	GREEN BAY	11/4/24
REB	8	at Tulsa	12/4/24
AST	3	vs. Miami	11/22/24
STL	2	GREEN BAY	11/4/24
BLK	1	SOUTHERN ILLINOIS	12/14/24
FGM	4	GREEN BAY	11/4/24
3FGM	2	2x, Last: vs. FAU	11/21/24
FTM	2	ORAL ROBERTS	12/22/24
MIN	25:02	at Utah	1/11/25

NCAA Career Bests (All Schools)

PTS	26	vs Oklahoma	12/11/21
REB	10	4x, Last: FURMAN	12/4/23
AST	8	2x, Last: FURMAN	12/4/23
STL	5	BRADLEY	12/17/22
BLK	2	vs. Colgate	3/19/21
FGM	9	3x, Last: vs. Kansas	3/18/23
3FGM	4	4x, Last: at Texas A&M	2/15/23
FTM	9	at Texas A&M	1/8/22
MIN	45	vs. Stanford (2ot)	11/22/23

Miscellaneous Benchmarks

Category	'24-25	OSU Career	NCAA Career
10+ Points	1	1	54
20+ Points	-	-	4
30+ Points	-	-	0
10+ Rebounds	-	-	4
5+ Assists	-	-	18
10+ Assists	-	-	0
Double-Doubles (P-R)	-	-	2
Triple-Doubles	-	-	0
Dunks	-	-	-
Fouls Drawn	8	8	-
Pts. Leader	-	-	-
Reb. Leader	2	2	-
Ast. Leader	1	1	-

Profile:

- Athletic, lefty combo guard developed a reputation as one of the SEC's top defenders over a four-year run at Arkansas. Will finish his career at OSU, where he originally committed as a high school junior.
- 2023 SEC All-Defensive Team selection helped the Razorbacks to two Elite Eights and a Sweet 16.
- Appeared in 132 games with 85 starts over four seasons and totaled 1,118 points, 527 rebounds and 314 assists (ninth-most in program history).
- Only the second player in Hog history with 1,000 points, 500 rebounds and 300 assists.
- Averaged 13.3 points and 5.4 rebounds in Arkansas' eight NCAA tournament victories.
- Scored 25 points in a 2023 second-round upset of No. 1 seed Kansas and made a last-second shot to defeat Oral Roberts in the 2021 Sweet 16.
- A three-time SEC Academic Honor Roll selection.
- Averaged a career-best 10.9 points during the 2022-23 season.
- Recorded his 1,000th career point on Nov. 23, 2023 against Memphis.
- Scored a career-high 26 against Oklahoma on Dec. 11, 2021.
- An avid outdoorsman who especially enjoys fishing.

Game-by-Game

Date	Opponent	GS	Min	FG	%	3Pt	%	FT	%	OR	DR	TR	RPG	PF	A	TO	Blk	Stl	TP	PPG
N. 4	GREEN BAY	*	21:34	4-9	.444	2-5	.400	0-0	---	1	1	2	2.0	3	0	2	0	2	10	10.0
N. 10	ST. THOMAS	*	23:35	0-6	.000	0-4	.000	1-2	.500	0	1	1	1.5	1	0	0	0	0	1	5.5
N. 14	SOUTHERN ILL.	*	21:54	3-5	.600	0-1	.000	1-1	1.000	2	2	4	2.3	2	1	0	1	0	7	6.0
N. 21	vs. Fla. Atlantic	*	19:09	3-6	.500	2-5	.400	0-2	.000	1	2	3	2.5	3	2	1	0	1	8	6.5
N. 22	vs. Miami	*	22:38	1-2	.500	1-2	.500	0-0	---	0	1	1	2.2	1	3	1	0	0	3	5.8
N. 24	vs. Nevada	*	11:03	0-0	---	0-0	---	0-0	---	0	0	0	1.8	5	0	0	0	0	0	4.8
D. 4	at Tulsa	*	23:53	2-4	.500	0-0	---	0-0	---	3	5	8	2.7	2	2	1	0	1	4	4.7
D. 8	at Seton Hall	*	16:00	0-3	.000	0-3	.000	0-0	---	1	1	2	2.6	3	1	0	0	1	0	4.1
D. 14	vs. Oklahoma	*	18:39	0-2	.000	0-2	.000	0-0	---	1	1	2	2.6	1	1	0	0	1	0	3.7
D. 18	TARLETON ST.		15:52	1-2	.500	0-0	---	0-0	---	0	2	2	2.5	1	1	1	0	0	2	3.5
D. 22	ORAL ROBERTS		12:19	0-0	---	0-0	---	2-2	1.000	2	2	4	2.6	1	0	1	0	1	2	3.4
D. 30	HOUSTON^		10:29	0-2	.000	0-1	.000	0-0	---	0	0	0	2.4	1	0	1	0	0	0	3.1
J. 4	at West Virginia^		09:24	0-0	---	0-0	---	0-0	---	0	1	1	2.3	2	0	0	0	0	0	2.8
J. 7	KANSAS ST.^		07:51	0-4	.000	0-2	.000	0-0	---	0	0	0	2.1	1	0	0	0	2	0	2.6
J. 11	at Utah^		25:02	1-2	.500	0-1	.000	0-0	---	0	1	1	2.1	2	1	0	0	0	2	2.6
J. 14	at BYU^																			
J. 18	COLORADO^																			
J. 21	ARIZONA^																			
J. 26	at Texas Tech^																			
J. 29	at Kansas St.^																			
F. 1	UTAH^																			
F. 4	at Houston^																			
F. 9	ARIZONA ST.^																			
F. 12	at TCU^																			
F. 15	TEXAS TECH^																			
F. 19	UCF^																			
F. 22	at Kansas^																			
F. 25	IOWA ST.^																			
M. 1	at Baylor^																			
M. 5	at UCF^																			
M. 8	CINCINNATI^																			

Players



5 / KHALIL BRANTLEY

Guard | 6-1 | 180 | Senior | Bronx, N.Y.

Career Statistics:

Season	School	GP-GS	MIN/MPG	FGM-A	FG%	3FGM-A	3FG%	FTM-A	FT%	OR	DR	TR	RPG	PF-FO	A	TO	BLK	STL	TP	PPG
2021-22	La Salle (Fr.)	29-4	563/19.4	75-212	.354	16-60	.267	65-95	.684	15	53	68	2.3	52-0	46	41	4	30	231	8.0
2022-23	La Salle (So.)	32-30	1078/33.7	156-409	.381	37-110	.336	109-146	.747	43	111	154	4.8	78-0	132	86	6	50	458	14.3
2023-24	La Salle (Jr.)	33-32	1185/35.9	172-444	.387	47-144	.326	103-135	.763	41	134	175	5.3	86-0	137	74	12	50	494	15.0
2024-25	OK State (Sr.)	15-14	362/24.2	31-83	.373	5-20	.250	41-56	.732	16	32	48	3.2	33-1	44	27	3	21	108	7.2
OSU TOTALS		15-14	362/24.2	31-83	.373	5-20	.250	41-56	.732	16	32	48	3.2	33-1	44	27	3	21	108	7.2
NCAA CAREER		109-80	3188/29.2	434-1148	.378	105-334	.314	318-432	.736	115	330	445	4.1	249-1	359	228	25	151	1291	11.8

Quick Facts

Major	University Studies
Birthday	Oct. 17
Instagram	@isofamkay
X (Twitter)	@KhalilBrantley

Season Bests

PTS	16	vs. Florida Atlantic	11/21/24
REB	8	HOUSTON	12/30/24
AST	8	at Seton Hall	12/8/24
STL	3	3x, Last: TARLETON ST.	12/18/24
BLK	1	2x, Last: vs. FAU	11/21/24
FGM	6	vs. Florida Atlantic	11/21/24
3FGM	2	TARLETON ST.	12/18/24
FTM	6	ST. THOMAS	11/10/24
MIN	28:42	HOUSTON	12/30/24

NCAA Career Bests (All Schools)

PTS	30	vs Southern Ind.	11/18/23
REB	14	at Temple	11/29/23
AST	12	ROSEMONT	12/21/23
STL	5	4x, Last: HOWARD	12/30/23
BLK	1	22x, Last: vs. St. Bonaventure	3/13/24
FGM	10	at Miami FL	12/16/23
3FGM	5	RHODE ISLAND	2/25/24
FTM	12	WAGNER	11/12/22
MIN	55:00	at Temple	11/29/23

Miscellaneous Benchmarks

Category	'24-25	OSU Career	NCAA Career
10+ Points	2	2	65
20+ Points	-	-	12
30+ Points	-	-	1
10+ Rebounds	-	-	3
5+ Assists	2	2	31
10+ Assists	-	-	1
Double-Doubles (P-R)	-	-	3
Triple-Doubles	-	-	-
Dunks	-	-	-
Fouls Drawn	44	44	-
Pts. Leader	1	1	-
Reb. Leader	1	1	-
Ast. Leader	6	6	-

Profile:

- Tough combo guard was leading scorer for La Salle in each of the last two seasons.
- Totaled nearly 1,200 points in three seasons for the Explorers, appearing in 94 games with 66 starts. He totaled 1,183 points, 315 assists and 130 steals in that span.
- One of just seven players nationally who averaged the combo of 15 points, 5 rebounds, 4 assists and 1.5 steals during the 2023-24 season. He put up 15.0 points and 5.3 boards in just under 36 minutes and ranked fifth on the Atlantic 10 leaderboard in both assists (4.2) and steals (1.52).
- Rarely left the floor for La Salle, averaging just under 36 minutes per game on his way to Philadelphia All-Big 5 status. He clocked all 55 minutes in a triple-overtime game against Temple and finished with 29 points and 14 boards.
- Also knocked down 103 free throws on 76.3% accuracy and nailed 47 three-point field goals.
- Reached double-figures 25 times in 32 games.
- Aspiring entrepreneur and clothing designer.

Game-by-Game

Date	Opponent	GS	Min	FG	%	3Pt	%	FT	%	OR	DR	TR	RPG	PF	A	TO	Blk	Stl	TP	PPG
N. 4	GREEN BAY	*	24:17	2-5	.400	1-2	.500	4-4	1.000	1	2	3	3.0	1	4	3	1	1	9	9.0
N. 10	ST. THOMAS	*	18:12	1-5	.200	0-1	.000	6-8	.750	1	4	5	4.0	3	3	2	0	0	8	8.5
N. 14	SOUTHERN ILL.	*	20:55	2-7	.286	0-1	.000	2-3	.667	0	2	2	3.3	2	3	0	0	1	6	7.7
N. 21	vs. Fla. Atlantic	*	26:38	6-12	.500	0-3	.000	4-5	.800	3	1	4	3.5	4	3	2	1	3	16	9.8
N. 22	vs. Miami	*	19:18	3-6	.500	0-1	.000	2-2	1.000	0	2	2	3.2	5	2	0	0	1	8	9.4
N. 24	vs. Nevada	*	24:19	2-5	.400	0-0	---	5-6	.833	2	1	3	3.2	1	3	3	0	1	9	9.3
D. 4	at Tulsa	*	17:28	1-3	.333	0-1	.000	2-5	.400	0	0	0	2.7	2	1	0	0	3	4	8.6
D. 8	at Seton Hall	*	27:52	2-4	.500	1-1	1.000	4-4	1.000	1	2	3	2.8	3	8	3	1	3	9	8.6
D. 14	vs. Oklahoma	*	25:37	2-7	.286	0-1	.000	4-7	.571	1	3	4	2.9	3	1	2	0	1	8	8.6
D. 18	TARLETON ST.	*	25:47	3-5	.600	2-3	.667	0-0	---	0	2	2	2.8	1	2	2	0	3	8	8.5
D. 22	ORAL ROBERTS	*	23:28	3-6	.500	1-2	.500	3-4	.750	2	2	4	2.9	2	1	2	0	1	10	8.6
D. 30	HOUSTON^	*	28:42	0-4	.000	0-2	.000	0-0	---	2	6	8	3.3	1	4	3	0	0	0	7.9
J. 4	at West Virginia^	*	28:09	1-4	.250	0-1	.000	0-0	.000	1	1	2	3.2	3	1	3	0	0	2	7.5
J. 7	KANSAS ST.^	*	23:29	2-4	.500	0-0	---	2-2	1.000	0	2	2	3.1	1	5	1	0	3	6	7.4
J. 11	at Utah^	*	28:14	1-6	.167	0-1	.000	3-6	.500	2	2	4	3.2	1	3	1	0	0	5	7.2
J. 14	at BYU^																			
J. 18	COLORADO^																			
J. 21	ARIZONA^																			
J. 26	at Texas Tech^																			
J. 29	at Kansas St.^																			
F. 1	UTAH^																			
F. 4	at Houston^																			
F. 9	ARIZONA ST.^																			
F. 12	at TCU^																			
F. 15	TEXAS TECH^																			
F. 19	UCF^																			
F. 22	at Kansas^																			
F. 25	IOWA ST.^																			
M. 1	at Baylor^																			
M. 5	at UCF^																			
M. 8	CINCINNATI^																			

Players



6 / BRANDON NEWMAN



Guard | 6-5 | 200 | Graduate | Valparaiso, Ind.

Career Statistics:

* = Season did not count toward eligibility (COVID-19)

Season	School	GP-GS	MIN/MPG	FGM-A	FG%	3FGM-A	3FG%	FTM-A	FT%	OR	DR	TR	RPG	PF-FO	A	TO	BLK	STL	TP	PPG
2019-20	Purdue (Fr.)																			
2020-21	Purdue (R-Fr.) *	28-23	663/23.7	78-196	.398	39-103	.379	30-32	.938	11	87	98	3.5	53-1	37	44	11	21	225	8.0
2021-22	Purdue (R-So.)	25-1	313/12.5	35-109	.321	27-84	.321	19-24	.792	3	44	47	1.9	33-1	16	14	5	10	116	4.6
2022-23	Purdue (R-Jr.)	35-6	623/17.8	67-185	.362	35-113	.310	41-55	.745	13	97	110	3.1	52-0	38	36	11	18	210	6.0
2023-24	Western Ky. (R-Sr.)	34-34	875/25.7	117-289	.405	51-156	.327	60-82	.732	22	159	181	5.3	64-1	55	58	9	44	345	10.1
2024-25	OK State (Gr.)	15-0	288/19.2	39-90	.433	18-49	.367	18-23	.783	14	34	48	3.2	23-0	8	20	3	8	114	7.6
	OSU TOTALS	15-0	288/19.2	39-90	.433	18-49	.367	18-23	.783	14	34	48	3.2	23-0	8	20	3	8	114	7.6
	NCAA CAREER	137-64	2762/20.2	336-869	.387	170-505	.337	168-216	.778	63	421	484	3.5	225-3	154	172	39	101	1010	7.4

Quick Facts

Major	Pursuing Graduate Certificate B.S. Organizational Leadership (Purdue '22)
Birthday	Jan. 15
Instagram	@ballislife_219
X (Twitter)	-

Season Bests

PTS	18	SOUTHERN ILLINOIS	11/14/24
REB	3	ST. THOMAS	11/10/24
AST	2	GREEN BAY	11/4/24
STL	3	SOUTHERN ILLINOIS	11/14/24
BLK	1	2x, Last: at Tulsa	12/4/24
FGM	7	SOUTHERN ILLINOIS	11/14/24
3FGM	3	2x, Last: vs. Miami	11/22/24
FTM	1	SOUTHERN ILLINOIS	11/14/24
MIN	26:23	at Seton Hall	12/8/24

NCAA Career Bests (All Schools)

PTS	29	MINNESOTA	1/30/21
REB	12	at California Baptist	12/19/23
AST	5	3x, Last: ILLINOIS	3/5/23
STL	4	FIU	1/25/24
BLK	5	FLORIDA A&M	12/29/22
FGM	9	MINNESOTA	1/30/21
3FGM	5	2x, Last: MINNESOTA	1/30/21
FTM	9	EASTERN KY.	12/3/23
MIN	37	2x, Last: EASTERN KY.	12/3/23

Miscellaneous Benchmarks

Category	'24-25	OSU Career	NCAA Career
10+ Points	5	5	47
20+ Points	-	-	2
30+ Points	-	-	0
10+ Rebounds	1	1	3
5+ Assists	-	-	3
10+ Assists	-	-	0
Double-Doubles (P-R)	-	-	1
Triple-Doubles	-	-	0
Dunks	-	-	-
Fouls Drawn	16	16	-
Pts. Leader	2	2	-
Reb. Leader	1	1	-
Ast. Leader	-	-	-

Profile:

- "Shooting wing" has been part of champion runs in both the Big Ten and Conference USA on teams that have combined for nearly 100 wins (98-36, .731 in four seasons).
- Has played for Lutz at three different stops (Purdue, Western Kentucky and now OSU).
- Second-leading scorer and an honorable mention all-conference performer at WKU.
- Averaged 10.1 points, 5.3 rebounds and 1.3 steals while knocking down 51 threes.
- Scored 15 points on 4-of-7 three-point shooting in the CUSA title game to earn a spot on the all-tournament team and send the Hilltoppers back to the Big Dance for the first time since 2013.
- 2023 Purdue graduate, spent a total of four years in West Lafayette, Ind. but burned just two seasons of eligibility thanks to a redshirt (2019-20) and a bonus year from the COVID-19 pandemic (2020-21).
- Helped the Boilermakers to a 76-24 record over three-year span (2020-23) along with three NCAA tournament trips, highlighted by a run to the 2022 Sweet 16.
- Four-star high school recruit rated No. 75 by Rivals and No. 80 by ESPN.com in the Class of 2019.
- Finished second in Indiana Mr. Basketball voting behind 2023 Warriors draftee Trayce Jackson-Davis.

Game-by-Game

Date	Opponent	GS	Min	FG	%	3Pt	%	FT	%	OR	DR	TR	RPG	PF	A	TO	Blk	Stl	TP	PPG
N. 4	GREEN BAY		19:23	1-2	.500	0-0	---	0-0	---	1	2	3	3.0	0	2	0	0	1	2	2.0
N. 10	ST. THOMAS		21:31	2-7	.286	2-5	.400	0-0	---	1	5	6	4.5	2	1	2	1	0	6	4.0
N. 14	SOUTHERN ILL.		20:48	7-9	.778	3-4	.750	1-3	.333	0	0	0	3.0	3	0	1	0	3	18	8.7
N. 21	vs. Fla. Atlantic		23:20	2-10	.200	0-4	.000	5-6	.833	7	3	10	4.8	1	0	1	0	0	9	8.8
N. 22	vs. Miami		13:26	3-5	.600	3-4	.750	0-0	---	0	1	1	4.0	0	1	0	0	0	9	8.8
N. 24	vs. Nevada		14:31	1-3	.333	0-2	.000	2-2	1.000	0	1	1	3.5	3	1	1	0	1	4	8.0
D. 4	at Tulsa		17:40	5-7	.714	1-2	.500	0-0	---	0	3	3	3.4	1	0	1	1	0	11	8.4
D. 8	at Seton Hall		26:23	5-8	.625	3-6	.500	0-0	---	0	4	4	3.5	2	1	4	1	0	13	9.0
D. 14	vs. Oklahoma		23:20	2-6	.333	0-4	.000	2-2	1.000	1	1	2	3.3	2	0	3	0	1	6	8.7
D. 18	TARLETON ST.		11:26	1-3	.333	0-1	.000	0-0	---	0	2	2	3.2	1	0	1	0	0	2	8.0
D. 22	ORAL ROBERTS		17:12	1-4	.250	0-3	.000	1-2	.500	1	2	3	3.2	2	0	2	0	0	3	7.5
D. 30	HOUSTON*		24:10	4-11	.364	2-5	.400	2-2	1.000	1	3	4	3.3	1	0	0	0	2	12	7.9
J. 4	at West Virginia*		09:06	0-3	.000	0-1	.000	0-0	.000	0	2	2	3.2	3	1	0	0	0	0	7.3
J. 7	KANSAS ST.*		24:18	2-4	.500	2-3	.667	3-4	.750	1	3	4	3.2	0	1	1	0	0	9	7.4
J. 11	at Utah*		21:38	3-8	.375	2-5	.400	2-2	1.000	1	2	3	3.2	2	0	3	0	0	10	7.6
J. 14	at BYU*																			
J. 18	COLORADO*																			
J. 21	ARIZONA*																			
J. 26	at Texas Tech*																			
J. 29	at Kansas St.*																			
F. 1	UTAH*																			
F. 4	at Houston*																			
F. 9	ARIZONA ST.*																			
F. 12	at TCU*																			
F. 15	TEXAS TECH*																			
F. 19	UCF*																			
F. 22	at Kansas*																			
F. 25	IOWA ST.*																			
M. 1	at Baylor*																			
M. 5	at UCF*																			
M. 8	CINCINNATI*																			

Players



7 / KIRK COLE



Guard / 6-1 / 165 / Junior / Yukon, Okla.

Career Statistics:

Season	School	GP-GS	MIN/MPG	FGM-A	FG%	3FGM-A	3FG%	FTM-A	FT%	OR	DR	TR	RPG	PF-FO	A	TO	BLK	STL	TP	PPG
2021-22	Troy (Fr.)	2-0	9/4.7	1-3	.333	0-0	.000	1-2	.500	0	1	1	0.5	1-0	1	1	0	1	3	1.5
2022-23	Troy (So.)	7-0	31/4.5	3-14	.214	0-5	.000	0-0	---	0	0	0	0.0	1-0	1	1	0	3	6	0.9
2023-24	Did Not Play																			
2024-25	OK State (Jr.)	2-0	2/1.2	0-1	.000	0-1	.000	0-0	---	0	0	0	0.0	0-0	0	0	0	0	0	0.0
	OSU TOTALS	2-0	2/1.2	0-1	.000	0-1	.000	0-0	---	0	0	0	0.0	0-0	0	0	0	0	0	0.0
	NCAA CAREER	11-0	43/3.9	4-18	.222	0-6	.000	1-2	.500	0	1	1	0.1	2-0	2	2	0	4	9	0.8

Quick Facts

Major	Strategic Communication / Advertising & Public Relations
Birthday	May 28
Instagram	@kirkcole12
X (Twitter)	-

Season Bests

PTS	-	
REB	-	
AST	-	
STL	-	
BLK	-	
FGM	-	
3FGM	-	
FTM	-	
MIN	1:42	at Tulsa 12/4/24

NCAA Career Bests (All Schools)

PTS	4	SOUTHERN N.O.	11/23/22
REB	1	RUST	12/1/21
AST	1	2x, Last: MONTEVALLO	11/7/22
STL	1	4x, Last: LA. MONROE	1/21/23
BLK	-	-	-
FGM	2	SOUTHERN N.O.	11/23/22
3FGM	-	-	-
FTM	1	RUST	12/1/21
MIN	10	MSW	11/10/22

Miscellaneous Benchmarks

Category	'24-25	OSU Career	NCAA Career
10+ Points	-	-	0
20+ Points	-	-	0
30+ Points	-	-	0
10+ Rebounds	-	-	0
5+ Assists	-	-	0
10+ Assists	-	-	0
Double-Doubles (P-R)	-	-	0
Triple-Doubles	-	-	0
Dunks	-	-	-
Fouls Drawn	-	-	-
Pts. Leader	-	-	-
Reb. Leader	-	-	-
Ast. Leader	-	-	-

Profile:

- Second year OSU student and first as member of the Cowboy Basketball program.
- Appeared in nine games over two seasons at Troy University in the Sun Belt Conference.
- Helped the Trojans to back-to-back 20 win seasons for the first time in two decades and a bid to the 2022 CBI.
- Totaled nine points, two assists and four steals in 40 minutes of action.
- A 2021 graduate of Southwest Covenant School in Yukon, Okla.
- Finished his career with 1,444 points and twice led Oklahoma Class A in scoring.
- Missed six weeks to an MCL early in his senior season but returned to average 24 points per game.
- Selected for the Oklahoma Coaches Association All-Star game.
- As a junior, led his team to a district championship with a school record 44 points in the title game.
- Son of Kerri and Keith Cole.
- Has a brother, Brady, and a sister, Ashlea.
- A member of OSU's Sigma Chi fraternity.

Game-by-Game

Date	Opponent	GS	Min	FG	%	3Pt	%	FT	%	OR	DR	TR	RPG	PF	A	TO	Blk	Stl	TP	PPG
N. 4	GREEN BAY	dnp																		
N. 10	ST. THOMAS	dnp																		
N. 14	SOUTHERN ILL.	dnp																		
N. 21	vs. Fla. Atlantic	dnp																		
N. 22	vs. Miami	dnp																		
N. 24	vs. Nevada	dnp																		
D. 4	at Tulsa	01:42		0-0	---	0-0	---	0-0	---	0	0	0	0.0	0	0	0	0	0	0	0.0
D. 8	at Seton Hall	dnp																		
D. 14	vs. Oklahoma	dnp																		
D. 18	TARLETON ST.	dnp																		
D. 22	ORAL ROBERTS	dnp																		
D. 30	HOUSTON^	dnp																		
J. 4	at West Virginia^	dnp																		
J. 7	KANSAS ST.^	dnp																		
J. 11	at Utah^	00:44		0-1	.000	0-1	.000	0-0	---	0	0	0	0.0	0	0	0	0	0	0	0.0
J. 14	at BYU^																			
J. 18	COLORADO^																			
J. 21	ARIZONA^																			
J. 26	at Texas Tech^																			
J. 29	at Kansas St.^																			
F. 1	UTAH^																			
F. 4	at Houston^																			
F. 9	ARIZONA ST.^																			
F. 12	at TCU^																			
F. 15	TEXAS TECH^																			
F. 19	UCF^																			
F. 22	at Kansas^																			
F. 25	IOWA ST.^																			
M. 1	at Baylor^																			
M. 5	at UCF^																			
M. 8	CINCINNATI^																			

Players



13 / CONNOR DOW

OSU Guard / 6-6 / 200 / Sophomore / Broken Arrow, Okla.

Career Statistics:

Season	School	GP-GS	MIN/MPG	FGM-A	FG%	3FGM-A	3FG%	FTM-A	FT%	OR	DR	TR	RPG	PF-FO	A	TO	BLK	STL	TP	PPG
2023-24	OK State (Fr.)	27-7	306/11.3	16-57	.281	12-50	.240	7-9	.778	3	36	39	1.4	17-0	10	10	4	12	51	1.9
2024-25	OK State (So.)	6-1	26/4.3	1-4	.250	1-2	.500	0-2	.000	1	1	2	0.3	6-0	2	2	1	3	3	0.5
OSU TOTALS		33-8	332/10.1	17-61	.279	13-52	.250	7-11	.636	4	37	41	1.2	23-0	12	12	5	15	54	1.6

Quick Facts

Major	Marketing
Birthday	Feb. 19
Instagram	@connordoww
X (Twitter)	@connordow_3

Season Bests

PTS	3	ST. THOMAS	11/10/24
REB	1	2x, Last: at Tulsa	12/4/24
AST	2	at Tulsa	12/4/24
STL	1	3x, Last: at Utah	1/11/25
BLK	1	ST. THOMAS	11/10/24
FGM	1	ST. THOMAS	11/10/24
3FGM	1	ST. THOMAS	11/10/24
FTM	-		
MIN	9:37	ST. THOMAS	11/10/24

NCAA Career Bests (All Schools)

PTS	9	ABILENE CHRISTIAN	11/6/23
REB	7	at Kansas	1/30/24
AST	2	3x, Last: at Tulsa	12/4/24
STL	2	2x, Last: TEXAS TECH	3/5/24
BLK	1	5x, Last: ST. THOMAS	11/10/24
FGM	3	ABILENE CHRISTIAN	11/6/23
3FGM	3	ABILENE CHRISTIAN	11/6/23
FTM	3	KANSAS	1/16/24
MIN	29	at Kansas	1/30/24

Miscellaneous Benchmarks

Category	'24-25	OSU Career	NCAA Career
10+ Points	-	-	0
20+ Points	-	-	0
30+ Points	-	-	0
10+ Rebounds	-	-	0
5+ Assists	-	-	0
10+ Assists	-	-	0
Double-Doubles (P-R)	-	-	0
Triple-Doubles	-	-	0
Dunks	-	1	
Fouls Drawn	2	13	
Pts. Leader	-	-	
Reb. Leader	-	1	
Ast. Leader	-	-	

Profile:

- Pure shooter who can get his shot off from just about anywhere due to his 6-6 frame and high basketball IQ.
- One of just three returners from the 2023-24 squad.
- Saw time in 27 of the 32 games and averaged 1.9 points in 11.3 minutes.
- Finished with more steals (12) than turnovers (10).
- Cracked the starting lineup for seven games in late January and early February.
- Delivered six points, three rebounds, two assists and a steal in his first career start at K-State (Jan. 20).
- Scored a season-high nine points on 3-of-7 three-point shooting in his collegiate debut against Abilene Christian (Nov. 6).
- Combined for 15 points on 4-of-9 long-range shooting in Thanksgiving Week wins over New Orleans (Nov. 20) and Houston Christian (Nov. 24).
- Named to The Oklahoman's Super 5 first team as one of the state's five-biggest hoops standouts.
- Three-star recruit graded out as the No. 3 prospect in the state of Oklahoma and among the top 250 nationally in the Class of 2023, per 247sports.
- Committed to OSU in September of his senior year over Jacksonville State, Omaha, Oral Roberts, South Dakota State and Toledo.
- Son of Chris and Angie Dow. Father played basketball at Evangel University.

Game-by-Game

Date	Opponent	GS	Min	FG	%	3Pt	%	FT	%	OR	DR	TR	RPG	PF	A	TO	Blk	Stl	TP	PPG
N. 4	GREEN BAY		02:46	0-0	---	0-0	---	0-0	---	1	0	1	1.0	0	0	0	0	0	0	0.0
N. 10	ST. THOMAS	*	09:37	1-2	.500	1-1	1.000	0-0	---	0	0	0	0.5	3	0	1	1	1	3	1.5
N. 14	SOUTHERN ILL.	dnp																		
N. 21	vs. Fla. Atlantic		00:32	0-0	---	0-0	---	0-0	---	0	0	0	0.3	0	0	0	0	0	0	1.0
N. 22	vs. Miami	dnp																		
N. 24	vs. Nevada	dnp																		
D. 4	at Tulsa		05:57	0-2	.000	0-1	.000	0-0	---	0	1	1	0.5	1	2	0	0	1	0	0.8
D. 8	at Seton Hall		00:02	0-0	---	0-0	---	0-0	---	0	0	0	0.4	0	0	0	0	0	0	0.6
D. 14	vs. Oklahoma	dnp																		
D. 18	TARLETON ST.	dnp																		
D. 22	ORAL ROBERTS	dnp																		
D. 30	HOUSTON^	dnp																		
J. 4	at West Virginia^	dnp																		
J. 7	KANSAS ST.^	dnp																		
J. 11	at Utah^		07:04	0-0	---	0-0	---	0-2	.000	0	0	0	0.3	2	0	1	0	1	0	0.5
J. 14	at BYU^																			
J. 18	COLORADO^																			
J. 21	ARIZONA^																			
J. 26	at Texas Tech^																			
J. 29	at Kansas St.^																			
F. 1	UTAH^																			
F. 4	at Houston^																			
F. 9	ARIZONA ST.^																			
F. 12	at TCU^																			
F. 15	TEXAS TECH^																			
F. 19	UCF^																			
F. 22	at Kansas^																			
F. 25	IOWA ST.^																			
M. 1	at Baylor^																			
M. 5	at UCF^																			
M. 8	CINCINNATI^																			

Players



14 / JAMYRON KELLER



Guard / 6-3 / 210 / Sophomore / St. Matthews, S.C.

Career Statistics:

Season	School	GP-GS	MIN/MPG	FGM-A	FG%	3FGM-A	3FG%	FTM-A	FT%	OR	DR	TR	RPG	PF-FO	A	TO	BLK	STL	TP	PPG
2023-24	OK State (Fr.)	25-8	488/19.5	59-119	.496	15-54	.278	30-38	.789	11	38	49	2.0	40-0	34	31	0	12	163	6.5
2024-25	OK State (So.)	15-6	260/17.3	28-79	.354	10-42	.238	17-20	.850	7	22	29	1.9	23-0	18	9	1	7	83	5.5
OSU TOTALS		40-14	747/18.7	87-198	.439	25-96	.260	47-58	.810	18	60	78	2.0	63-0	52	40	1	19	246	6.2

Quick Facts

Major	Entrepreneurship
Birthday	Feb. 17
Instagram	@keller1k_
X (Twitter)	@jamyronkeller

Season Bests

PTS	14	at Seton Hall	12/8/24
REB	5	at Utah	1/11/25
AST	3	2x, Last: TARLETON ST.	12/18/24
STL	1	7x, Last: at Utah	1/11/25
BLK	1	at Tulsa	12/4/24
FGM	5	at Seton Hall	12/8/24
3FGM	2	at Utah	1/11/25
FTM	4	2x, Last: HOUSTON	12/30/24
MIN	25:37	TARLETON ST.	12/18/24

Career Bests

PTS	22	BYU	2/17/24
REB	6	at BYU	3/9/24
AST	4	OKLAHOMA (in OT)	2/24/24
STL	2	2x, Last: UCF	2/28/24
BLK	1	at Tulsa	12/4/24
FGM	8	BYU	2/17/24
3FGM	4	BYU	2/17/24
FTM	5	at Cincinnati	2/21/24
MIN	37:49	BYU	2/17/24

Miscellaneous Benchmarks

Category	'24-25	OSU Career	NCAA Career
10+ Points	3	9	9
20+ Points	-	1	1
30+ Points	-	0	0
10+ Rebounds	-	0	0
5+ Assists	-	0	0
10+ Assists	-	0	0
Double-Doubles (P-R)	-	0	0
Triple-Doubles	-	0	0
Dunks	2	7	7
Fouls Drawn	17	51	51
Pts. Leader	1	3	3
Reb. Leader	-	2	2
Ast. Leader	2	5	5

Profile:

- Tough competitor who can shoot, get downhill and create.
- Described as a junk yard dog, blue collar type of player.
- One of three Cowboy returners from last year.
- Appeared in 25 games overall and averaged 6.5 points, 2.0 rebounds and 1.4 assists.
- Shot 49.6% from the field, including 67.7% from inside the arc (44-of-65).
- Fell behind early after missing October and the first half of November to a thumb injury but played his way into the starting lineup over the final eight games while averaging 9.4 points.
- Clocked a total of 24 minutes in the eight January conference games but averaged more than 30 in February and March after Bryce Thompson's season-ending injury opened a path to more playing time.
- Celebrated his 19th birthday (Feb. 17) with his first career start and scored 22 points without missing a shot (8/8 FG, 4/4 3pt, 2/2 FT) in an upset of No. 19 BYU.
- Had a stellar collegiate debut with 18 points on 7-of-10 shooting (4/7 3pt) vs. New Orleans (Nov. 20).
- 2022-23 UIL Texas Class 5A Player of the Year was a four-year starter at Ellison High School and finished as the program's all-time scoring leader (2,284+). Led the Eagles to a 37-3 record and a runner-up finish in Class 5A (the school's first state tournament appearance in 31 years).
- Three-star recruit ranked No. 132 by Rivals and No. 139 by 247sports in the Class of 2023.
- Has a large collection of colognes (more than 100 and counting).

Game-by-Game

Date	Opponent	GS	Min	FG	%	3Pt	%	FT	%	OR	DR	TR	RPG	PF	A	TO	Blk	Stl	TP	PPG
N. 4	GREEN BAY		10:30	0-3	.000	0-2	.000	2-2	1.000	0	0	0	0.0	1	2	2	0	1	2	2.0
N. 10	ST. THOMAS		17:10	2-4	.500	1-3	.333	0-0	---	1	0	1	0.5	0	0	0	0	1	5	3.5
N. 14	SOUTHERN ILL.		13:03	1-5	.200	0-3	.000	2-2	1.000	0	2	2	1.0	1	1	0	0	0	4	3.7
N. 21	vs. Fla. Atlantic		18:53	3-9	.333	1-4	.250	0-0	---	0	3	3	1.5	2	2	1	0	0	7	4.5
N. 22	vs. Miami		15:53	1-6	.167	0-3	.000	0-0	---	1	0	1	1.4	1	0	1	0	0	2	4.0
N. 24	vs. Nevada		14:05	1-2	.500	1-2	.500	2-4	.500	0	0	0	1.2	2	0	0	0	0	5	4.2
D. 4	at Tulsa		10:30	1-3	.333	0-1	.000	0-0	---	0	2	2	1.3	3	1	0	1	1	2	3.9
D. 8	at Seton Hall		20:13	5-9	.556	2-6	.333	2-2	1.000	0	2	2	1.4	2	3	1	0	1	14	5.1
D. 14	vs. Oklahoma		16:25	2-3	.667	1-1	1.000	0-0	---	1	2	3	1.6	2	0	0	0	1	5	5.1
D. 18	TARLETON ST. *		25:37	3-7	.429	0-3	.000	4-4	1.000	0	2	2	1.6	1	3	0	0	0	10	5.6
D. 22	ORAL ROBERTS *		17:17	4-6	.667	1-2	.500	1-1	1.000	0	3	3	1.7	4	1	1	0	0	10	6.0
D. 30	HOUSTON *		21:46	0-5	.000	0-2	.000	4-4	1.000	0	0	0	1.6	0	0	0	0	1	4	5.8
J. 4	at West Virginia *		18:49	0-2	.000	0-1	.000	0-0	---	0	2	2	1.6	1	2	1	0	0	0	5.4
J. 7	KANSAS ST. *		20:31	3-8	.375	1-4	.250	0-0	---	1	2	3	1.7	2	2	2	0	0	7	5.5
J. 11	at Utah *		19:03	2-7	.286	2-5	.400	0-1	.000	3	2	5	1.9	1	1	0	0	1	6	5.5
J. 14	at BYU *																			
J. 18	COLORADO *																			
J. 21	ARIZONA *																			
J. 26	at Texas Tech *																			
J. 29	at Kansas St. *																			
F. 1	UTAH *																			
F. 4	at Houston *																			
F. 9	ARIZONA ST. *																			
F. 12	at TCU *																			
F. 15	TEXAS TECH *																			
F. 19	UCF *																			
F. 22	at Kansas *																			
F. 25	IOWA ST. *																			
M. 1	at Baylor *																			
M. 5	at UCF *																			
M. 8	CINCINNATI *																			

Players



19 / ANDRIJA VUKOVIC



Forward / 6-10 / 245 / Freshman / Belgrade, Serbia

Career Statistics:

Season	School	GP-GS	MIN/MPG	FGM-A	FG%	3FGM-A	3FG%	FTM-A	FT%	OR	DR	TR	RPG	PF-FO	A	TO	BLK	STL	TP	PPG
2024-25	OK State (Fr.)	4-0	21/5.1	1-1	1.000	0-0	---	7-13	.538	1	2	3	0.8	3-0	0	1	0	0	9	2.3
OSU TOTALS		4-0	21/5.1	1-1	1.000	0-0	---	7-13	.538	1	2	3	0.8	3-0	0	1	0	0	9	2.3

Quick Facts

Major	Undeclared
Birthday	Jan. 18
Instagram	@vukovica19
X (Twitter)	@AndrijaVukovi19

Season / Career Bests

PTS	6	ORAL ROBERTS	12/22/24
REB	2	at Utah	1/11/25
AST	-	-	-
STL	-	-	-
BLK	-	-	-
FGM	1	TARLETON ST.	12/18/24
3FGM	-	-	-
FTM	6	ORAL ROBERTS	12/22/24
MIN	12:39	ORAL ROBERTS	12/22/24

Miscellaneous Benchmarks

Category	'24-25	OSU Career	NCAA Career
10+ Points	-	0	0
20+ Points	-	0	0
30+ Points	-	0	0
10+ Rebounds	-	0	0
5+ Assists	-	0	0
10+ Assists	-	0	0
Double-Doubles (P-R)	-	0	0
Triple-Doubles	-	0	0
Dunks	-	0	0
Fouls Drawn	7	7	7
Pts. Leader	-	0	0
Reb. Leader	-	0	0
Ast. Leader	-	0	0

Profile:

- Former pick-and-roll partner of Oklahoma City Thunder draftee Nikola Topic brings size and strength to the Cowboy frontcourt.
- Is OSU's lone true freshman but will turn 20 in January and has spent the past two seasons competing against seasoned pros in the Basketball League of Serbia.
- Graduated from Prva Sportska Košarkaška Gimnazija Koledž Beograd (The First Sport Basketball College Belgrade), a specialized secondary school program in Belgrade, Serbia.
- During that time, played parts of two seasons against professionals in the Basketball League of Serbia while maintaining his amateur status.
- Appeared in 22 games with eight starts for KK Vršac during the 2023-24 season.
- Averaged 6.1 points and 2.5 rebounds in 13.0 minutes per game while shooting 65.8% from the field.
- Suited up 12 times with FMP Beograd in 2022-23.
- Prior to that, played on youth teams sponsored by Serbian powerhouse Red Star (Crvena Zvezda)... Helped the U19 squad to back-to-back semifinal appearances (2020-22) while playing alongside 2024 Oklahoma City Thunder draftee Nikola Topic.
- Selected to compete in the U16 European Championship as a member of the Serbian Junior National Team, but the event was ultimately canceled due to the COVID-19 pandemic.
- Born in Podgorica, Montenegro. Moved with his family to Belgrade in 2018.
- Favorite NBA player is Nikola Jokic.

Game-by-Game

Date	Opponent	GS	Min	FG	%	3Pt	%	FT	%	OR	DR	TR	RPG	PF	A	TO	Blk	Stl	TP	PPG
N. 4	GREEN BAY	dnp																		
N. 10	ST. THOMAS	dnp																		
N. 14	SOUTHERN ILL.	dnp																		
N. 21	vs. Fla. Atlantic	dnp																		
N. 22	vs. Miami	dnp																		
N. 24	vs. Nevada	dnp																		
D. 4	at Tulsa	03:41	0-0	---		0-0	---	1-2	.500	0	0	0	0.0	1	0	1	0	0	1	1.0
D. 8	at Seton Hall	dnp																		
D. 14	vs. Oklahoma	dnp																		
D. 18	TARLETON ST.	2:00	1-1	1.000		0-0	---	0-0	---	0	0	0	0.0	0	0	0	0	0	2	1.5
D. 22	ORAL ROBERTS	12:39	0-0	---		0-0	---	6-10	.600	1	0	1	0.3	1	0	0	0	0	6	3.0
D. 30	HOUSTON^	dnp																		
J. 4	at West Virginia^	dnp																		
J. 7	KANSAS ST.^	dnp																		
J. 11	at Utah^	02:13	0-0	---		0-0	---	0-1	.000	0	2	2	0.8	1	0	0	0	0	0	2.3
J. 14	at BYU^																			
J. 18	COLORADO^																			
J. 21	ARIZONA^																			
J. 26	at Texas Tech^																			
J. 29	at Kansas St.^																			
F. 1	UTAH^																			
F. 4	at Houston^																			
F. 9	ARIZONA ST.^																			
F. 12	at TCU^																			
F. 15	TEXAS TECH^																			
F. 19	UCF^																			
F. 22	at Kansas^																			
F. 25	IOWA ST.^																			
M. 1	at Baylor^																			
M. 5	at UCF^																			
M. 8	CINCINNATI^																			

Players



24 / PATRICK SUEMNICK



Forward | 6-8 | 255 | Graduate | Green Bay, Wisc.

Career Statistics:

* = Season did not count toward eligibility (COVID-19)

Season	School	GP-GS	MIN/MPG	FGM-A	FG%	3FGM-A	3FG%	FTM-A	FT%	OR	DR	TR	RPG	PF-FO	A	TO	BLK	STL	TP	PPG
2020-21	Robert Morris (Fr.) *	16-0	135/8.4	13-22	.591	0-0	---	12-18	.667	10	16	26	1.6	30-1	1	11	9	4	38	2.4
2021-22	Triton (So.)	Junior College																		
2022-23	West Virginia (Jr.)	21-0	114/5.4	12-24	.500	2-3	.667	3-7	.429	13	14	27	1.3	9-0	3	5	4	2	29	1.4
2023-24	West Virginia (Sr.)	32-6	449/14.0	48-89	.539	2-5	.400	32-53	.604	46	36	82	2.6	51-1	7	20	9	8	130	4.1
2024-25	OK State (Gr.)	14-1	147/10.5	13-25	.520	0-1	.000	9-24	.375	12	13	25	1.8	16-0	2	7	4	5	35	2.5
OSU TOTALS		14-1	147/10.5	13-25	.520	0-1	.000	9-24	.375	12	13	25	1.8	16-0	2	7	4	5	35	2.5
NCAA CAREER		83-7	846/10.2	86-160	.538	4-9	.444	56-102	.549	81	79	160	1.9	106-2	13	43	26	19	232	2.8

Quick Facts

Major	Pursuing graduate certificate Bachelor of Integrated Studies (West Virginia '24)
Birthday	Aug. 22
Instagram	@patrick_suemnick
X (Twitter)	@SuemnickPatrick

Season Bests

PTS	11	ST. THOMAS	11/10/24
REB	5	vs. Oklahoma	12/14/24
AST	1	ST. THOMAS	11/10/24
STL	2	ST. THOMAS	11/10/24
BLK	1	at Tulsa	12/4/24
FGM	5	ST. THOMAS	11/10/24
3FGM			
FTM	1	2x, Last: at Tulsa	12/4/24
MIN	20:01	ST. THOMAS	11/10/24

NCAA Career Bests (All Schools)

PTS	20	KANSAS	1/20/24
REB	7	at Oklahoma	1/17/24
AST	2	KANSAS	1/20/24
STL	2	2x, Last: ST. THOMAS	11/10/24
BLK	2	3x, Last: CINCINNATI	1/31/24
FGM	8	KANSAS	1/20/24
3FGM	1	4x, Last: DREXEL	12/9/23
FTM	6	TEXAS	1/13/24
MIN	35	KANSAS	1/20/24

Miscellaneous Benchmarks

Category	'24-25	OSU Career	NCAA Career
10+ Points	1	1	5
20+ Points	-	-	1
30+ Points	-	-	0
10+ Rebounds	-	-	0
5+ Assists	-	-	0
10+ Assists	-	-	0
Double-Doubles (P-R)	-	-	0
Triple-Doubles	-	-	0
Dunks	4	4	
Fouls Drawn	15	15	
Pts. Leader	-	-	
Reb. Leader	-	-	
Ast. Leader	-	-	

Profile:

- Former first team NJCAA All-American is battle-tested after two years at Big 12 rival West Virginia.
- Can play in the post or out on the perimeter.
- 2023-24 CSC Academic All-District and NABC Honors Court selection.
- Shot 54% from the field and ranked second on the team in offensive efficiency (109.2 oRtg).
- In conference play, ranked third among Big 12 regulars in offensive rebounding percentage (13.8) and was seventh in fouls-drawn-per-40 (4.7).
- Averaged 8.5 points on 64.9% shooting (24-of-37) in eight games against AP top-25 opponents, highlighted by a career-high 20 point, six rebound effort against No. 3 Kansas on Jan. 20.
- A First Team NJCAA All-American during his sophomore season at Triton College in River Grove, Ill.
- Started his collegiate career at Robert Morris and learned the ropes behind a veteran front court.
- Was also a high school baseball standout, playing pitcher and first base with a fastball in the 90s.
- Son of Mike Suemnick and Susan Suemnick. One of 10 siblings.
- Grew up working at his family's restaurant (The Market Bear & Grill).
- Runs his own kids basketball camp every summer back in Wisconsin.

Game-by-Game

Date	Opponent	GS	Min	FG	%	3Pt	%	FT	%	OR	DR	TR	RPG	PF	A	TO	Blk	Stl	TP	PPG
N. 4	GREEN BAY		11:22	1-2	.500	0-0	---	0-2	.000	2	0	2	2.0	4	0	2	0	1	2	2.0
N. 10	ST. THOMAS		20:01	5-6	.833	0-0	---	1-2	.500	1	0	1	1.5	1	1	0	0	2	11	6.5
N. 14	SOUTHERN ILL. *		11:32	0-0	---	0-0	---	2-2	1.000	2	0	2	1.7	1	0	0	0	1	2	5.0
N. 21	vs. Fla. Atlantic		08:52	0-3	.000	0-0	---	0-0	---	0	0	0	1.3	0	0	0	0	0	0	3.8
N. 22	vs. Miami		08:02	2-2	1.000	0-0	---	0-0	---	1	2	3	1.6	1	0	0	0	0	4	3.8
N. 24	vs. Nevada		13:35	1-1	1.000	0-0	---	1-2	.500	1	1	2	1.7	2	0	0	0	0	3	3.7
D. 4	at Tulsa		12:39	0-0	---	0-0	---	1-4	.250	0	0	0	1.4	2	0	3	1	0	1	3.3
D. 8	at Seton Hall		11:23	1-1	1.000	0-0	---	1-2	.500	1	1	2	1.5	0	1	0	2	0	3	3.3
D. 14	vs. Oklahoma		14:11	0-2	.000	0-1	.000	1-2	.500	0	5	5	1.9	1	0	0	0	1	1	3.0
D. 18	TARLETON ST.		06:43	0-1	.000	0-0	---	0-0	---	1	0	1	1.8	2	0	1	0	0	0	2.7
D. 22	ORAL ROBERTS		dnp																	
D. 30	HOUSTON^		03:43	1-2	.500	0-0	---	0-0	---	1	0	1	1.7	1	0	1	0	0	2	2.6
J. 4	at West Virginia^		11:36	1-2	.500	0-0	---	1-4	.250	1	2	3	1.8	0	0	0	1	0	3	2.7
J. 7	KANSAS ST.^		06:06	1-1	1.000	0-0	---	1-4	.250	0	0	0	1.7	0	0	0	0	0	3	2.7
J. 11	at Utah^		07:26	0-2	.000	0-0	---	0-0	---	1	2	3	1.8	1	0	0	0	0	0	2.5
J. 14	at BYU^																			
J. 18	COLORADO^																			
J. 21	ARIZONA^																			
J. 26	at Texas Tech^																			
J. 29	at Kansas St.^																			
F. 1	UTAH^																			
F. 4	at Houston^																			
F. 9	ARIZONA ST.^																			
F. 12	at TCU^																			
F. 15	TEXAS TECH^																			
F. 19	UCF^																			
F. 22	at Kansas^																			
F. 25	IOWA ST.^																			
M. 1	at Baylor^																			
M. 5	at UCF^																			
M. 8	CINCINNATI^																			

Players



25 / ROBERT JENNINGS II



Forward | 6-7 | 230 | Junior | Desoto, Texas

Career Statistics:

Season	School	GP-GS	MIN/MPG	FGM-A	FG%	3FGM-A	3FG%	FTM-A	FT%	OR	DR	TR	RPG	PF-FO	A	TO	BLK	STL	TP	PPG
2022-23	Texas Tech (Fr.)	30-4	262/8.7	26-61	.426	3-9	.333	26-40	.650	30	28	58	1.9	28-0	4	10	6	8	81	2.7
2023-24	Texas Tech (So.)	31-10	382/12.3	48-91	.527	0-0	.000	41-55	.745	51	52	103	3.3	61-2	15	27	6	7	137	4.4
2024-25	OK State (Jr.)	15-15	291/19.4	28-61	.459	5-17	.294	42-49	.857	16	47	63	4.2	36-0	3	19	6	10	103	6.9
OSU TOTALS		15-15	291/19.4	28-61	.459	5-17	.294	42-49	.857	16	47	63	4.2	36-0	3	19	6	10	103	6.9
NCAA CAREER		76-29	935/12.3	102-213	.479	8-26	.308	109-144	.757	97	127	224	2.9	125-2	22	56	18	25	321	4.2

Quick Facts

Major	Management
Birthday	Dec. 2
Instagram	@_rj25
X (Twitter)	@RJGetBuckets

Season Bests

PTS	16	vs. Florida Atlantic	11/21/24
REB	11	vs. Florida Atlantic	11/21/24
AST	1	2x, Last: ORAL ROBERTS	12/22/24
STL	2	HOUSTON	12/30/24
BLK	2	vs. Miami	11/22/24
FGM	5	vs. Florida Atlantic	11/21/24
3FGM	2	vs. Nevada	11/24/24
FTM	6	HOUSTON	12/30/24
MIN	27:38	vs. Florida Atlantic	11/21/24

NCAA Career Bests (All Schools)

PTS	16	vs. Florida Atlantic	11/21/24
REB	11	vs. Florida Atlantic	11/21/24
AST	2	4x, Last: at Oklahoma St.	3/5/24
STL	2	4x, Last: HOUSTON	12/30/24
BLK	2	2x, Last: vs. Miami	11/22/24
FGM	7	CINCINNATI	2/3/24
3FGM	2	vs. Nevada	11/24/24
FTM	6	2x, Last: HOUSTON	12/30/24
MIN	28	at Iowa St.	2/17/24

Miscellaneous Benchmarks

Category	'24-25	OSU Career	NCAA Career
10+ Points	4	4	7
20+ Points	-	-	0
30+ Points	-	-	0
10+ Rebounds	1	1	1
5+ Assists	-	-	0
10+ Assists	-	-	0
Double-Doubles (P-R)	1	1	1
Triple-Doubles	-	-	0
Dunks	7	7	
Fouls Drawn	42	42	
Pts. Leader	2	2	
Reb. Leader	2	2	
Ast. Leader	-	-	

Profile:

- Rugged power forward excels at the little things that impact winning, especially on the defensive end.
- Explosive athlete, both vertically and horizontally, and plays with a high motor at all times.
- A play-maker at the rim and in transition.
- Former four-star recruit spent the past two seasons at Texas Tech, where he steadily improved, eventually working his way into the starting lineup for the last month of his sophomore season for a team that earned a No. 6 seed in the NCAA tournament.
- Following starter Warren Washington's season ending foot injury, started nine of the last 10 games while averaging 6.7 points and 5.2 rebounds in 19 minutes.
- Fell short of the minutes minimum but would have otherwise ranked eighth nationally in offensive rebounding percentage, per Kenpom, grabbing 16.3% of opponent misses during his time on the floor, including 17.4% in Big 12 play.
- Scored in double-figures three times, highlighted by a 14-point, six-rebound effort against Cincinnati.
- Home schooled his last two years of high school but participated in athletics through the Texas Alliance of Christian Athletes. Prior to that, attended Desoto High School.
- Plays the drums.
- High school AAU coach was former Cowboy Byron Eaton.

Game-by-Game

Date	Opponent	GS	Min	FG	%	3Pt	%	FT	%	OR	DR	TR	RPG	PF	A	TO	Blk	Stl	TP	PPG
N. 4	GREEN BAY	*	17:39	1-3	.333	1-1	1.000	5-6	.833	2	1	3	3.0	2	0	0	1	1	8	8.0
N. 10	ST. THOMAS	*	19:46	2-4	.500	0-1	.000	4-4	1.000	1	2	3	3.0	2	0	2	1	0	8	8.0
N. 14	SOUTHERN ILL.	*	17:44	0-2	.000	0-1	.000	3-4	.750	0	3	3	3.0	0	0	0	0	1	3	6.3
N. 21	vs. Fla. Atlantic	*	27:38	5-8	.625	1-1	1.000	5-6	.833	0	11	11	5.0	4	0	3	0	1	16	8.8
N. 22	vs. Miami	*	25:33	1-2	.500	0-0	---	4-4	1.000	1	1	2	4.4	2	0	0	2	0	6	8.2
N. 24	vs. Nevada	*	18:25	2-3	.667	2-3	.667	5-6	.833	1	2	3	4.2	1	0	1	0	0	11	8.7
D. 4	at Tulsa	*	15:26	2-3	.667	0-0	---	0-0	---	1	4	5	4.3	3	1	1	0	1	4	8.0
D. 8	at Seton Hall	*	29:16	5-7	.714	1-3	.333	3-4	.750	1	3	4	4.3	4	0	2	0	0	14	8.8
D. 14	vs. Oklahoma	*	17:41	2-5	.400	0-1	.000	0-0	---	1	3	4	4.2	3	0	2	1	1	4	8.2
D. 18	TARLETON ST.	*	11:24	0-1	.000	0-1	.000	1-2	.500	0	3	3	4.1	4	0	2	0	0	1	7.5
D. 22	ORAL ROBERTS	*	16:57	3-6	.500	0-0	---	3-4	.750	3	2	5	4.2	1	1	2	0	1	9	7.6
D. 30	HOUSTON^	*	26:12	2-6	.333	0-1	.000	6-6	1.000	1	4	5	4.3	3	0	0	1	2	10	7.8
J. 4	at West Virginia^	*	11:49	1-4	.250	0-2	.000	1-1	1.000	2	2	4	4.2	1	0	3	0	1	3	7.5
J. 7	KANSAS ST.^	*	19:52	1-4	.250	0-1	.000	2-2	1.000	1	3	4	4.2	4	1	1	0	1	4	7.2
J. 11	at Utah^	*	15:47	1-3	.333	0-1	.000	0-0	---	1	3	4	4.2	2	0	0	0	0	2	6.9
J. 14	at BYU^																			
J. 18	COLORADO^																			
J. 21	ARIZONA^																			
J. 26	at Texas Tech^																			
J. 29	at Kansas St.^																			
F. 1	UTAH^																			
F. 4	at Houston^																			
F. 9	ARIZONA ST.^																			
F. 12	at TCU^																			
F. 15	TEXAS TECH^																			
F. 19	UCF^																			
F. 22	at Kansas^																			
F. 25	IOWA ST.^																			
M. 1	at Baylor^																			
M. 5	at UCF^																			
M. 8	CINCINNATI^																			

Players



33 / ABOU OUSMANE



Forward | 6-10 | 245 | Fifth Year | Brooklyn, N.Y.

Career Statistics:

* = Season did not count toward eligibility (COVID-19)

Season	School	GP-GS	MIN/MPG	FGM-A	FG%	3FGM-A	3FG%	FTM-A	FT%	OR	DR	TR	RPG	PF-FO	A	TO	BLK	STL	TP	PPG
2020-21	North Texas (Fr.) *	26-0	195/7.5	34-62	.548	0-0	---	8-21	.381	19	37	56	2.2	39-1	4	12	10	4	76	2.9
2021-22	North Texas (So.)	32-32	764/23.9	135-271	.498	0-0	---	56-101	.554	65	126	191	6.0	92-1	17	41	29	16	326	10.2
2022-23	North Texas (Jr.)	34-34	829/24.4	151-310	.487	0-2	.000	76-108	.704	86	118	204	6.0	104-6	36	50	45	29	378	11.1
2023-24	Xavier (Sr.)	34-29	725/21.3	100-215	.465	1-4	.250	27-60	.450	94	124	218	6.4	115-7	44	50	42	24	228	6.7
2024-25	OK State (5th)	14-13	325/23.2	67-127	.528	7-11	.636	35-46	.761	32	49	81	5.8	32-1	12	23	14	15	176	12.6
OSU TOTALS		14-13	325/23.2	67-127	.528	7-11	.636	35-46	.761	32	49	81	5.8	32-1	12	23	14	15	176	12.6
NCAA CAREER		140-108	2839/20.3	487-985	.494	8-17	.471	202-336	.601	296	454	750	5.4	382-16	113	176	140	88	1184	8.5

Quick Facts

Major	University Studies
Birthday	Apr. 7
Instagram	@lamAbouOusmane
X (Twitter)	@lamAbouOusmane

Season Bests

PTS	27	KANSAS ST.	1/7/25
REB	11	at West Virginia	1/4/25
AST	4	SOUTHERN ILL.	11/14/24
STL	4	at West Virginia	1/4/25
BLK	2	3x, Last: ORAL ROBERTS	12/22/24
FGM	11	KANSAS ST.	1/7/25
3FGM	1	7x, Last: at Utah	1/11/25
FTM	9	ORAL ROBERTS	12/22/24
MIN	30:13	HOUSTON	12/30/24

NCAA Career Bests (All Schools)

PTS	37	at UTSA	12/22/22
REB	13	PROVIDENCE	2/21/24
AST	4	SOUTHERN ILL.	11/14/24
STL	4	2x, Last: at West Virginia	1/4/25
BLK	5	4x, Last: VILLANOVA	2/7/24
FGM	15	at UTSA	12/22/22
3FGM	1	8x, Last: at Utah	1/11/25
FTM	9	ORAL ROBERTS	12/22/24
MIN	37	at UAB	2/19/22

Miscellaneous Benchmarks

Category	'24-25	OSU Career	NCAA Career
10+ Points	8	8	54
20+ Points	1	1	7
30+ Points	-	-	1
10+ Rebounds	1	1	18
5+ Assists	-	-	0
10+ Assists	-	-	0
5+ Blocks	-	-	4
Double-Doubles (P-R)	1	1	11
Triple-Doubles	-	-	0
Dunks	7	7	
Fouls Drawn	34	34	
Pts. Leader	3	3	
Reb. Leader	6	6	
Ast. Leader	1	1	

Profile:

- Veteran big man with 1,000 points and over 100 starts at the Division I level.
- Has played postseason basketball in all four years of his collegiate career.
- Xavier's leading rebounder last year (6.4 rpg).
- Started 29 games and was leading rebounder (6.4) on a Xavier team that earned a bid to the NIT.
- Also averaged 6.7 points and finished ninth on the Big East blocks list (1.24).
- The nation's 39th-best offensive rebounder, per KenPom, grabbin 14.1% of opponent misses.
- Snagged 10+ rebounds on seven occasions and posted four double-doubles.
- Prior to Xavier, played three years at North Texas and was an all-conference performer on the Mean Green's 2023 NIT championship squad.
- First generation American; Parents immigrated from West Africa.
- Has 10 siblings, including six brothers and four sisters.

Game-by-Game

Date	Opponent	GS	Min	FG	%	3Pt	%	FT	%	OR	DR	TR	RPG	PF	A	TO	Blk	Stl	TP	PPG
N. 4	GREEN BAY	*	19:52	5-10	.500	1-1	1.000	5-5	1.000	4	4	8	8.0	0	1	1	1	0	16	16.0
N. 10	ST. THOMAS		dnp																	
N. 14	SOUTHERN ILL.		24:57	8-10	.800			2-3	.667	3	1	4	6.0	1	4	3	2	3	18	17.0
N. 21	vs. Fla. Atlantic	*	11:36	3-8	.375	1-1	1.000	0-2	.000	1	2	3	5.0	5	0	2	1	1	7	13.7
N. 22	vs. Miami	*	20:40	3-5	.600	1-1	1.000	1-2	.500	3	2	5	5.0	2	2	0	0	1	8	12.3
N. 24	vs. Nevada	*	25:01	3-8	.375	0-0	---	5-8	.625	2	4	6	5.2	4	0	1	1	0	11	12.0
D. 4	at Tulsa	*	21:42	5-10	.500	1-1	1.000	2-3	.667	2	5	7	5.5	1	1	0	2	1	13	12.2
D. 8	at Seton Hall	*	19:45	6-9	.667	1-1	1.000	0-0	---	1	2	3	5.1	4	0	3	1	0	13	12.3
D. 14	vs. Oklahoma	*	20:15	4-8	.500	0-1	.000	1-2	.500	0	4	4	5.0	3	1	3	0	0	9	11.9
D. 18	TARLETON ST.	*	27:06	3-9	.333	0-2	.000	2-2	1.000	3	4	7	5.2	2	3	2	1	2	8	11.4
D. 22	ORAL ROBERTS	*	26:14	5-9	.556	0-0	---	9-9	1.000	2	5	7	5.4	1	0	2	2	1	19	12.2
D. 30	HOUSTON^	*	30:13	2-3	.667	0-0	---	1-2	.500	2	4	6	5.5	0	0	2	0	1	5	11.5
J. 4	at West Virginia^	*	28:24	6-13	.462	0-1	.000	2-2	1.000	4	7	11	5.9	4	0	2	0	4	14	11.8
J. 7	KANSAS ST.^	*	28:24	11-15	.733	1-1	1.000	4-4	1.000	4	1	5	5.8	3	0	0	2	0	27	12.9
J. 11	at Utah^	*	20:53	3-10	.300	1-1	1.000	1-2	.500	1	4	5	5.8	2	0	2	1	1	8	12.6
J. 14	at BYU^																			
J. 18	COLORADO^																			
J. 21	ARIZONA^																			
J. 26	at Texas Tech^																			
J. 29	at Kansas St.^																			
F. 1	UTAH^																			
F. 4	at Houston^																			
F. 9	ARIZONA ST.^																			
F. 12	at TCU^																			
F. 15	TEXAS TECH^																			
F. 19	UCF^																			
F. 22	at Kansas^																			
F. 25	IOWA ST.^																			
M. 1	at Baylor^																			
M. 5	at UCF^																			
M. 8	CINCINNATI^																			

Players



34 / TYLER CARON



Forward / 6-8 / 210 / Graduate / Longview, Texas

Career Statistics:

* = Season did not count toward eligibility (COVID-19)

Season	School	GP-GS	MIN/MPG	FGM-A	FG%	3FGM-A	3FG%	FTM-A	FT%	OR	DR	TR	RPG	PF-FO	A	TO	BLK	STL	TP	PPG
2019-20	St. Mary's TX (Fr.)																			
	Redshirt Year																			
2020-21	St. Mary's TX (R-Fr.) *	13-13	372/28.6	48-128	.375	20-57	.351	42-50	.840	17	59	76	5.8	42-4	20	25	10	8	158	12.2
2021-22	St. Mary's TX (So.)	21-21	618/29.4	81-173	.468	34-95	.358	50-61	.820	35	80	115	5.5	41-1	26	31	14	14	246	11.7
2022-23	St. Mary's TX (Jr.)	28-28	800/28.6	114-275	.415	56-145	.386	63-71	.887	39	75	114	4.1	57-0	33	36	9	25	347	12.4
2023-24	St. Mary's TX (Sr.)	28-27	761/27.2	112-226	.496	63-143	.441	57-70	.814	39	81	120	4.3	46-1	33	30	23	14	344	12.3
2024-25	OK State (Gr.)	2-0	2/1.2	1-3	.333	0-2	.000	0-0	---	0	0	0	0.0	0-0	0	0	1	1	2	1.0
	OSU TOTALS	2-0	2/1.2	1-3	.333	0-2	.000	0-0	---	0	0	0	0.0	0-0	0	0	1	1	2	1.0
	NCAA CAREER	92-89	2553/27.7	356-805	.442	173-442	.391	212-252	.841	130	295	425	4.6	186-6	112	122	57	62	1097	11.9

Quick Facts

Major	Grad Certificate (Rec Management) B.S. Exercise & Sport Science (St. Mary's '24)
Birthday	Sept. 7
Instagram	@tylercaron20
X (Twitter)	@TylerjCaron15

Season Bests

PTS	2	at Tulsa	12/4/24
REB	-		
AST	-		
STL	1	at Tulsa	12/4/24
BLK	1	at Tulsa	12/4/24
FGM	1	at Tulsa	12/4/24
3FGM	-		
FTM	-		
MIN	1:42	at Tulsa	12/4/24

NCAA Career Bests (All Schools)

PTS	29	EASTERN N.M.	12/3/22
REB	11	HUSTON-TILLOTSON	12/4/21
AST	5	at Ark.-Fort Smith	1/12/23
STL	4	at Cameron	12/10/22
BLK	5	ST. EDWARD'S	2/27/24
FGM	11	EASTERN N.M.	12/3/22
3FGM	6	ST. EDWARD'S	2/27/24
FTM	11	at Okla. Christian	2/27/21
MIN	41	at Texas A&M-Kingsville	3/3/23

Miscellaneous Benchmarks

Category	'24-25	OSU Career	NCAA Career
10+ Points	-	-	55
20+ Points	-	-	7
30+ Points	-	-	0
10+ Rebounds	-	-	4
5+ Assists	-	-	1
10+ Assists	-	-	0
Double-Doubles (P-R)	-	-	3
Triple-Doubles	-	-	0
Dunks	1	1	
Fouls Drawn	-	-	
Pts. Leader	-	-	
Reb. Leader	-	-	
Ast. Leader	-	-	

Profile:

- Walk-on forward is in his sixth year of college basketball and first at the Division I level.
- Brings size and an excellent three-point shooting stroke.
- An all-conference forward and a member of the 1,000-point club at St. Mary's University in San Antonio, Texas.
- Finished as the school's career leader in three-point field goals (179), breaking a mark that had stood for 26 years. Also ended among the school's all-time top-10 in free throw percentage (6th, .841) and three-point percentage (10th, .393).
- In 90 career games, totaled 1,095 points and 425 rebounds.
- Averaged 12.3 points and 4.3 rebounds as a senior in 2023-24 and knocked down 63 threes (2.25 per game) on 44% accuracy.
- Scored his 1,000th career point against Dallas Baptist on Feb. 20, 2024.
- Averaged a career-best 12.4 points as a junior in 2022-23 and earned third team All-Lone Star honors as well as a spot on the Lone Star Commissioners Honor Roll.

Game-by-Game

Date	Opponent	GS	Min	FG	%	3Pt	%	FT	%	OR	DR	TR	RPG	PF	A	TO	Blk	Stl	TP	PPG
N. 4	GREEN BAY	dnp																		
N. 10	ST. THOMAS	dnp																		
N. 14	SOUTHERN ILL.	dnp																		
N. 21	vs. Fla. Atlantic	dnp																		
N. 22	vs. Miami	dnp																		
N. 24	vs. Nevada	dnp																		
D. 4	at Tulsa	01:42	1-2	.500	0-1	.000	0-0	---		0	0	0	0.0	0	0	0	1	1	2	2.0
D. 8	at Seton Hall	dnp																		
D. 14	vs. Oklahoma	dnp																		
D. 18	TARLETON ST.	dnp																		
D. 22	ORAL ROBERTS	dnp																		
D. 30	HOUSTON^	dnp																		
J. 4	at West Virginia^	dnp																		
J. 7	KANSAS ST.^	dnp																		
J. 11	at Utah^	00:44	0-1	.000	0-1	.000	0-0	---		0	0	0	0.0	0	0	0	0	0	0	1.0
J. 14	at BYU^																			
J. 18	COLORADO^																			
J. 21	ARIZONA^																			
J. 26	at Texas Tech^																			
J. 29	at Kansas St.^																			
F. 1	UTAH^																			
F. 4	at Houston^																			
F. 9	ARIZONA ST.^																			
F. 12	at TCU^																			
F. 15	TEXAS TECH^																			
F. 19	UCF^																			
F. 22	at Kansas^																			
F. 25	IOWA ST.^																			
M. 1	at Baylor^																			
M. 5	at UCF^																			
M. 8	CINCINNATI^																			

Players



35 / JAXTON BOBIK



Forward / 6-7 / 185 / RS-Freshman / Queen Creek, Ariz.

Career Statistics:

Season	School	GP-GS	MIN/MPG	FGM-A	FG%	3FGM-A	3FG%	FTM-A	FT%	OR	DR	TR	RPG	PF-FO	A	TO	BLK	STL	TP	PPG
2023-24	OK State (Fr.)																			
			Redshirt Year																	
2024-25	OK State (R-Fr.)	1-0	2/1.7	0-0	.000	0-0	.000	0-0	.000	0	0	0	0.0	0-0	0	0	0	0	0	0.0
	OSU TOTALS	1-0	2/1.7	0-0	.000	0-0	.000	0-0	.000	0	0	0	0.0	0-0	0	0	0	0	0	0.0

Quick Facts

Major	Undeclared
Birthday	July 15
Instagram	@jaxtonbobik20
X (Twitter)	@jaxton_bobik20

Season / Career Bests

PTS	-
REB	-
AST	-
STL	-
BLK	-
FGM	-
3FGM	-
FTM	-
MIN	1:42 at Tulsa 12/4/24

Miscellaneous Benchmarks

Category	'24-25	OSU Career	NCAA Career
10+ Points	-	0	0
20+ Points	-	0	0
30+ Points	-	0	0
10+ Rebounds	-	0	0
5+ Assists	-	0	0
10+ Assists	-	0	0
Double-Doubles (P-R)	-	0	0
Triple-Doubles	-	0	0
Dunks	-	0	0
Fouls Drawn	-	0	0
Pts. Leader	-	0	0
Reb. Leader	-	0	0
Ast. Leader	-	0	0

Profile:

- Second generation Cowboy begins his first full season in the program.
- Last played competitive hoops as a high school senior in 2020-21 before embarking on a two-year church mission.
- Joined the team for the spring 2024 semester as a practice player.
- Coached by his father at Queen Creek High School near Phoenix, Ariz.
- Averaged 16.9 points, 6.1 rebounds and 2.8 blocks as a senior.
- Son of Daniel and Natalie Bobik.
- Father was a starter on OSU's 2004 Final Four Team.
- Grandfather (Ralph Bobik) also played for Coach Eddie Sutton at Creighton and was a member of the Bluejays' 1974 NCAA tournament squad.
- Spent a year each in Lubbock, Texas and Fresno, Calif. as part of a two-year church mission before enrolling at OSU for the spring 2024 semester.
- Has moved 14 times in his life, the first as an infant when his father transferred from BYU to OSU. He's also lived in Germany, Canada, Wyoming, Arizona.

Game-by-Game

Date	Opponent	GS	Min	FG	%	3Pt	%	FT	%	OR	DR	TR	RPG	PF	A	TO	Blk	Stl	TP	PPG
N. 4	GREEN BAY	dnp																		
N. 10	ST. THOMAS	dnp																		
N. 14	SOUTHERN ILL.	dnp																		
N. 21	vs. Fla. Atlantic	dnp																		
N. 22	vs. Miami	dnp																		
N. 24	vs. Nevada	dnp																		
D. 4	at Tulsa		01:42	0-0	---	0-0	---	0-0	---	0	0	0	0.0	0	0	0	0	0	0	0.0
D. 8	at Seton Hall	dnp																		
D. 14	vs. Oklahoma	dnp																		
D. 18	TARLETON ST.	dnp																		
D. 22	ORAL ROBERTS	dnp																		
D. 30	HOUSTON^	dnp																		
J. 4	at West Virginia^	dnp																		
J. 7	KANSAS ST.^	dnp																		
J. 11	at Utah^	dnp																		
J. 14	at BYU^																			
J. 18	COLORADO^																			
J. 21	ARIZONA^																			
J. 26	at Texas Tech^																			
J. 29	at Kansas St.^																			
F. 1	UTAH^																			
F. 4	at Houston^																			
F. 9	ARIZONA ST.^																			
F. 12	at TCU^																			
F. 15	TEXAS TECH^																			
F. 19	UCF^																			
F. 22	at Kansas^																			
F. 25	IOWA ST.^																			
M. 1	at Baylor^																			
M. 5	at UCF^																			
M. 8	CINCINNATI^																			

Players



55 / C.J. SMITH



Forward | 6-7 | 205 | Sophomore | Oklahoma City, Okla.

Career Statistics:

Season	School	GP-GS	MIN/MPG	FGM-A	FG%	3FGM-A	3FG%	FTM-A	FT%	OR	DR	TR	RPG	PF-FO	A	TO	BLK	STL	TP	PPG
2023-24	Coffeyville CC (Fr.)	Junior College																		
2024-25	OK State (So.)																			
OSU TOTALS		0-0	0/-	0-0	---	0-0	---	0-0	---	0	0	0	-	0-0	0	0	0	0	0	-

Profile:

- Former Putnam City North standout joins the Cowboys as a walk-on.
- Was a starter last year at JUCO power Coffeyville Community College.
- Played his freshman season (2023-24) at Coffeyville Community College in southeastern Kansas.
- Appeared in 30 games with 21 starts for the Red Ravens and averaged 8.3 points and 4.6 rebounds.
- Earned Super 5 second team (all-state, all classes) and first team All-Big City (OKC metro) honors from the Daily Oklahoman following a standout senior year at Putnam City North High School.
- Averaged 17.2 points while leading his team to a 24-3 record with wins over the eventual Class 4A and 5A state champs.
- Named First Team All-Class 6A by the Oklahoma Coaches Association.
- Prior to attending PCN, helped Heritage Hall to back-to-back 4A state tournament appearances, highlighted by a 2021 runner-up finish as a sophomore.
- Hit a buzzer-beater in overtime to send his team to the semifinals and was later named to the Tulsa World's all-state tournament squad.
- Played summer ball for Team Griffin on the Nike EYBL circuit alongside future teammate Connor Dow.
- Longtime Cowboy Basketball fan, grew up attending games and camps at Gallagher-Iba.
- Chose jersey No. 55 in honor of his father, who wore that number in high school.
- Can speak French, Chinese and Spanish.

Quick Facts

Major	Psychology
Birthday	Aug. 7
Instagram	@thecjsmith_
X (Twitter)	@ImCjsmith



23 / MIKEY KELVIN II



Forward | 6-6 | 200 | Fifth Year | Kingston, Ontario, Canada

Career Statistics:

Season	School	GP-GS	MIN/MPG	FGM-A	FG%	3FGM-A	3FG%	FTM-A	FT%	OR	DR	TR	RPG	PF-FO	A	TO	BLK	STL	TP	PPG
2020-21	Queens (Fr.)	Season Canceled (COVID-19)																		
2021-22	Queens (So.)	1-0	7/7.0	1-2	.500	0-0	---	1-2	.500	-	-	4	4.0	1	0	0	0	0	3	3.0
2022-23	Queens (Jr.)	34-26	749/22.0	100-241	.415	50-145	.345	27-35	.771	-	-	193	5.7	66	18	26	29	17	277	8.1
2023-24	Queens (Sr.)	34-18	825/24.3	116-261	.444	70-186	.376	43-58	.741	-	-	186	5.5	62	26	30	36	29	345	10.1
2024-25	OK State (5th)																			
OSU TOTALS		0-0	0/-	0-0	---	0-0	---	0-0	---	0	0	0	-	0-0	0	0	0	0	0	-
U SPORTS TOTALS		69-44	1581/22.9	217-504	.431	120-331	.363	71-95	.747	-	-	383	5.6	129	44	56	65	46	625	9.1

Profile:

- Former Canadian college standout transitions to NCAA basketball after three seasons and a national runner-up finish at Queens University in Ontario.
- Helped the Gaels to three straight national quarterfinal appearances in Canada's March Madness equivalent, the USPORTS Final 8.
- Averaged 10.1 points, 5.5 rebounds and 1.1 blocks as a senior for a team that finished 30-6, won the OUA Wilson Cup (Ontario's provincial conference title) and reached the national championship game. It was the school's best-ever finish in the national tournament and its first conference title since 1952.
- Knocked down 2.2 threes on 39.6% accuracy during the regular season.
- Finished with a double-double (13 points, 10 rebounds) and made a game-tying three-pointer with 72 seconds left in the Wilson Cup final.
- A 2020 graduate of Holy Cross Catholic Secondary.
- Started playing basketball as a junior following a growth spurt.
- Can play a number of different instruments, including the guitar.

Quick Facts

Major	University Studies
Birthday	Oct. 3
Instagram	@Michael.kelvinii
X (Twitter)	-



2024-25 Oklahoma St. Men's Basketball Combined Team Statistics All games

Page 1/1
as of Jan 12, 2025

Game Records

Record	Overall	Home	Away	Neutral
ALL GAMES	9-6	6-1	2-2	1-3
CONFERENCE	1-3	1-1	0-2	0-0
NON-CONFERENCE	8-3	5-0	2-0	1-3

Score by Periods

Team	1st	2nd	OT	TOT
Oklahoma St.	504	602	0	1106
Opponents	491	608	0	1099

Team Box Score

No.	Player				Total		3-Point		F-Throw		Rebounds											
		GP-GS	MIN	AVG	FG-FGA	FG%	3FG-3FGA	3FG%	FT-FTA	FT%	OFF	DEF	TOT	AVG	PF	DQ	A	TO	BLK	STL	PTS	AVG
0	AVERY, Marchelus	15-0	346:51	23.1	62-152	.408	27-77	.351	38-52	.731	28	52	80	5.3	31	1	21	19	8	14	189	12.6
33	OUSMANE, Abou	14-13	325:01	23.2	67-127	.528	7-11	.636	35-46	.761	32	49	81	5.8	32	1	12	23	14	15	176	12.6
1	THOMPSON, Bryce	15-15	350:29	23.4	52-129	.403	14-41	.341	31-42	.738	3	37	40	2.7	28	1	24	18	1	16	149	9.9
6	NEWMAN, Brandon	15-0	288:13	19.2	39-90	.433	18-49	.367	18-23	.783	14	34	48	3.2	23	0	8	20	3	8	114	7.6
5	BRANTLEY, Khalil	15-14	362:25	24.2	31-83	.373	5-20	.250	41-56	.732	16	32	48	3.2	33	1	44	27	3	21	108	7.2
25	JENNINGS, Robert	15-15	291:10	19.4	28-61	.459	5-17	.294	42-49	.857	16	47	63	4.2	36	0	3	19	6	10	103	6.9
2	DEAN, Arturo	14-1	316:29	22.6	33-82	.402	5-17	.294	25-33	.758	11	32	43	3.1	26	0	37	28	1	27	96	6.9
14	KELLER, Jamyron	15-6	259:44	17.3	28-79	.354	10-42	.238	17-20	.850	7	22	29	1.9	23	0	18	9	1	7	83	5.5
4	DAVIS, Davonte	15-9	259:23	17.3	15-47	.319	5-26	.192	4-7	.571	11	20	31	2.1	29	1	12	8	1	9	39	2.6
24	SUEMNICK, Pat	14-1	147:11	10.5	13-25	.520	0-1	.000	9-24	.375	12	13	25	1.8	16	0	2	7	4	5	35	2.5
19	VUKOVIC, Andrija	4-0	20:33	5.1	1-1	1.000	0-0	.000	7-13	.538	1	2	3	0.8	3	0	0	1	0	0	9	2.3
34	CARON, Tyler	2-0	02:26	1.2	1-3	.333	0-2	.000	0-0	.000	0	0	0	0.0	0	0	0	0	1	1	2	1.0
13	DOW, Connor	6-1	25:57	4.3	1-4	.250	1-2	.500	0-2	.000	1	1	2	0.3	6	0	2	2	1	3	3	0.5
7	COLE, Kirk	2-0	02:26	1.2	0-1	.000	0-1	.000	0-0	.000	0	0	0	0.0	0	0	0	0	0	0	0	0.0
35	BOBIK, Jaxton	1-0	01:42	1.7	0-0	.000	0-0	.000	0-0	.000	0	0	0	0.0	0	0	0	0	0	0	0	0.0
Team											42	26	68				13					
Total		15	3000		371-884	.420	97-306	.317	267-367	.728	194	367	561	37.4	286	5	183	194	44	136	1106	73.7
Opponents		15	3000		390-836	.467	125-353	.354	194-287	.676	125	363	488	32.5	284	4	202	231	65	98	1099	73.3

Team Statistics

	OSU	OPP
Scoring	1106	1099
Points per game	73.7	73.3
Scoring margin	+0.5	-
Field goals-att	371-884	390-836
Field goal pct	.420	.467
3 point fg-att	97-306	125-353
3-point FG pct	.317	.354
3-pt FG made per game	6.5	8.3
Free throws-att	267-367	194-287
Free throw pct	.728	.676
F-Throws made per game	17.8	12.9
Rebounds	561	488
Rebounds per game	37.4	32.5
Rebounding margin	+4.9	-
Assists	183	202
Assists per game	12.2	13.5
Turnovers	194	231
Turnovers per game	12.9	15.4
Turnover margin	+2.5	-
Assist/turnover ratio	0.9	0.9
Steals	136	98
Steals per game	9.1	6.5
Blocks	44	65
Blocks per game	2.9	4.3
Winning streak	0	-
Home win streak	1	-
Attendance	42944	33056
Home games-Avg/Game	7-6135	4-8264
Neutral site-Avg/Game	-	4-4029

Team Results

Date	Opponent		Score	Att.
11/04/2024	Green Bay	W	89-76	7251
11/10/2024	St. Thomas (MN)	W	80-71	5447
11/14/2024	Southern Ill.	W	85-78	5804
11/21/2024	vs Fla. Atlantic	L	78-86	1818
11/22/2024	vs Miami (FL)	W	80-74	1936
11/24/2024	vs Nevada	L	78-90	2063
12/04/2024	at Tulsa	W	76-55	4590
12/08/2024	at Seton Hall	W	85-76	8791
12/14/2024	vs Oklahoma	L	65-80	10300
12/18/2024	Tarleton St.	W	66-61	5188
12/22/2024	Oral Roberts	W	86-74	6349
12/30/2024	Houston	L	47-60	7365
01/04/2025	at West Virginia	L	50-69	11753
01/07/2025	Kansas St.	W	79-66	5540
01/11/2025	at Utah	L	62-83	7922



2024-25 Oklahoma St. Men's Basketball Combined Team Statistics In Conference games

Page 1/1
as of Jan 12, 2025

Game Records

Record	Overall	Home	Away	Neutral
ALL GAMES	1-3	1-1	0-2	0-0
CONFERENCE	1-3	1-1	0-2	0-0
NON-CONFERENCE	0-0	0-0	0-0	0-0

Score by Periods

Team	1st	2nd	OT	TOT
Oklahoma St.	106	132	0	238
Opponents	135	143	0	278

Team Box Score

No.	Player				Total		3-Point		F-Throw		Rebounds											
		GP-GS	MIN	AVG	FG-FGA	FG%	3FG-3FGA	3FG%	FT-FTA	FT%	OFF	DEF	TOT	AVG	PF	DQ	A	TO	BLK	STL	PTS	AVG
33	OUSMANE, Abou	4-4	107:54	27.0	22-41	.537	2-3	.667	8-10	.800	11	16	27	6.8	9	0	0	6	3	6	54	13.5
0	AVERY, Marchelus	4-0	94:27	23.6	15-43	.349	7-26	.269	9-11	.818	7	11	18	4.5	8	0	3	5	3	3	46	11.5
1	THOMPSON, Bryce	4-4	87:25	21.9	12-31	.387	3-10	.300	6-11	.545	1	8	9	2.3	8	0	7	7	1	5	33	8.3
6	NEWMAN, Brandon	4-0	79:12	19.8	9-26	.346	6-14	.429	7-8	.875	3	10	13	3.3	6	0	2	4	0	2	31	7.8
2	DEAN, Arturo	3-1	76:17	25.4	6-18	.333	1-4	.250	2-5	.400	4	8	12	4.0	8	0	4	10	0	4	15	5.0
25	JENNINGS, Robert	4-4	73:40	18.4	5-17	.294	0-5	.000	9-9	1.000	5	12	17	4.3	10	0	1	4	1	4	19	4.8
14	KELLER, Jamyron	4-4	80:09	20.0	5-22	.227	3-12	.250	4-5	.800	4	6	10	2.5	4	0	5	3	0	2	17	4.3
5	BRANTLEY, Khalil	4-3	108:34	27.1	4-18	.222	0-4	.000	5-8	.625	5	11	16	4.0	6	0	13	8	0	3	13	3.3
24	SUEMNICK, Pat	4-0	28:51	7.2	3-7	.429	0-0	.000	2-8	.250	3	4	7	1.8	2	0	0	1	1	0	8	2.0
4	DAVIS, Davonte	4-0	52:46	13.2	1-8	.125	0-4	.000	0-0	.000	0	2	2	0.5	6	0	1	1	0	2	2	0.5
34	CARON, Tyler	1-0	00:44	0.7	0-1	.000	0-1	.000	0-0	.000	0	0	0	0.0	0	0	0	0	0	0	0	0.0
7	COLE, Kirk	1-0	00:44	0.7	0-1	.000	0-1	.000	0-0	.000	0	0	0	0.0	0	0	0	0	0	0	0	0.0
13	DOW, Connor	1-0	07:04	7.1	0-0	.000	0-0	.000	0-2	.000	0	0	0	0.0	2	0	0	1	0	1	0	0.0
19	VUKOVIC, Andrija	1-0	02:13	2.2	0-0	.000	0-0	.000	0-1	.000	0	2	2	2.0	1	0	0	0	0	0	0	0.0
Team											9	4	13					4				
Total		4	800		82-233	.352	22-84	.262	52-78	.667	52	94	146	36.5	70	0	36	54	9	32	238	59.5
Opponents		4	800		101-213	.474	26-79	.329	50-70	.714	30	113	143	35.8	70	1	60	57	20	27	278	69.5

Team Statistics

	OSU	OPP
Scoring	238	278
Points per game	59.5	69.5
Scoring margin	-10.0	-
Field goals-att	82-233	101-213
Field goal pct	.352	.474
3 point fg-att	22-84	26-79
3-point FG pct	.262	.329
3-pt FG made per game	5.5	6.5
Free throws-att	52-78	50-70
Free throw pct	.667	.714
F-Throws made per game	13.0	12.5
Rebounds	146	143
Rebounds per game	36.5	35.8
Rebounding margin	+0.8	-
Assists	36	60
Assists per game	9.0	15.0
Turnovers	54	57
Turnovers per game	13.5	14.3
Turnover margin	+0.8	-
Assist/turnover ratio	0.7	1.1
Steals	32	27
Steals per game	8.0	6.8
Blocks	9	20
Blocks per game	2.3	5.0
Winning streak	0	-
Home win streak	1	-
Attendance	12905	19675
Home games-Avg/Game	2-6453	2-9838
Neutral site-Avg/Game	-	0-0

Team Results

Date	Opponent		Score	Att.
12/30/2024	Houston	L	47-60	7365
01/04/2025	at West Virginia	L	50-69	11753
01/07/2025	Kansas St.	W	79-66	5540
01/11/2025	at Utah	L	62-83	7922



COWBOY BASKETBALL

2024-25 PHOTO ROSTER



0
MARCHELUS "CHI CHI" AVERY
F • 6-8 • 210 • 5th Yr • Richmond, Va.



1
BRYCE THOMPSON
G • 6-6 • 200 • Gr. • Tulsa, Okla.



2
ARTURO DEAN
G • 5-11 • 170 • Jr. • Miami, Fla.



4
DAVONTE "DEVO" DAVIS
G • 6-4 • 185 • 5th Yr • Jacksonville, Ark.



5
KHALIL BRANTLEY
G • 6-1 • 180 • Sr. • Bronx, N.Y.



6
BRANDON NEWMAN
G • 6-5 • 200 • Gr. • Valparaiso, Ind.



7
KIRK COLE
G • 6-1 • 165 • Jr. • Yukon, Okla.



13
CONNOR DOW
G • 6-6 • 200 • So • Broken Arrow, Okla.



14
JAMYRON KELLER
G • 6-3 • 210 • So. • St. Matthews, S.C.



19
ANDRIJA VUKOVIC
F • 6-10 • Fr. • Belgrade, Serbia



23
MIKEY KELVIN II
F • 6-6 • 200 • R-Sr. • Kingston, Ontario



24
PATRICK SUEMNICK
F • 6-8 • 225 • Gr. • Green Bay, Wisc.



25
ROBERT JENNINGS II
F • 6-7 • 230 • Jr. • Desoto, Texas



33
ABOU OUSMANE
F • 6-10 • 245 • 5th Yr • Brooklyn, N.Y.



34
TYLER CARON
F • 6-8 • 210 • Gr. • Longview, Texas



35
JAXTON BOBIK
F • 6-7 • 185 • R-Fr. • Queen Creek, Ariz.



55
C.J. SMITH
F • 6-7 • 205 • So. • Oklahoma City, Okla.