



# OKLAHOMA STATE

## BASKETBALL

Media Contact: Bryan Holmgren, Associate Director of Communications | e: bryan.holmgren@okstate.edu | c: 316-841-6206

### 18 / at KANSAS STATE

Saturday, Jan. 20, 2024 | 6:01 p.m. CT  
Manhattan, Kan. (Bramlage Coliseum)

**TV:** ESPN+ (Shawn Kenney & Bryndon Manzer)  
**Radio:** Cowboy Radio Network (Dave Hunziker & John Holcomb)  
**Tickets:** kstatesports.com  
**Stats:** okstate.statbroadcast.com  
**Series:** KSU leads 86-58 (42-19 in Manhattan)  
**Streak:** KSU, Won 2  
**Last:** Feb. 25, 2023 in Stillwater (KSU, 73-68)

#### Oklahoma State Schedule / Results

Date	Opponent	Time/Result	TV
Nov. 1	OKLA. BAPTIST (Exh.)	W 95-53	
Nov. 6	ABILENE CHRISTIAN	L 59-64	
Nov. 12	SAM HOUSTON	W 85-70	

#### Legends Classic (Brooklyn, N.Y. / Barclays Center)

Nov. 16	vs St. Bonaventure #	L 64-66	
Nov. 17	vs Notre Dame #	L 64-66 ot	
Nov. 20	NEW ORLEANS	W 96-68	
Nov. 24	HOUSTON CHRISTIAN	W 92-65	
Nov. 30	[15/14] CREIGHTON %	L 65-79	
Dec. 5	at Southern Illinois	L 68-70	
Dec. 10	vs Tulsa \$	W 72-57	
Dec. 17	ORAL ROBERTS	W 81-60	
Dec. 20	WOFFORD	W 76-70	
Dec. 31	SOUTH CAROLINA ST.	W 86-70	
Jan. 3	CHICAGO ST.	W 72-53	
Jan. 6	[18/18] BAYLOR*	L 70-75 ot	
Jan. 9	at [rv/rv] Texas Tech*	L 73-90	
Jan. 13	at [rv/rv] Iowa St.*	L 42-66	
Jan. 16	[3/4] KANSAS*	L 66-90	
Jan. 20	at Kansas St.*	6 p.m.	ESPN+
Jan. 23	TCU*	8 p.m.	ESPNU
Jan. 27	WEST VIRGINIA*	1 p.m.	ESPN+
Jan. 30	at Kansas*	8 p.m.	ESPN
Feb. 3	KANSAS ST.*	1 p.m.	ESPN+
Feb. 6	at Houston*	6 p.m.	^ ESPN/2
Feb. 10	at Oklahoma*	6 p.m.	ESPN+
Feb. 17	BYU*	1 p.m.	ESPN+
Feb. 21	at Cincinnati*	6 p.m.	ESPN+
Feb. 24	OKLAHOMA*	3 p.m.	^ ESPN/2
Feb. 28	UCF*	7 p.m.	ESPN+
Mar. 2	at Texas*	1 p.m.	^ ESPN/2
Mar. 5	TEXAS TECH*	7 p.m.	ESPN+
Mar. 9	at BYU*	8 p.m.	ESPN+

#### Big 12 Championship (Kansas City, Mo. / T-Mobile Center)

Mar. 12	First Round (11-14 seeds)	
Mar. 13	Second Round (1st Rd. winners + 5-10 seeds)	
Mar. 14	Quarterfinals (2nd Rd. winners + 1-4 seeds)	
Mar. 15	Semifinals	
Mar. 16	Championship	

# = Legends Classic at Barclays Center (Brooklyn, N.Y.)  
% = Big EAST/Big 12 Battle \* = Big 12 Conference game  
^ = Network will be assigned within a week of the matchup



**OKLAHOMA STATE**  
**COWBOYS**



**KANSAS STATE**  
**Wildcats**

**Record:** 8-9 • **Big 12:** 0-4 • **Streak:** Lost 4  
**NCAA NET\*:** 140 • **KenPom\*:** 115  
**Home:** 7-4 (Lost 2) • **Away:** 0-3 (Lost 3) • **Neutral:** 1-2  
**Head Coach:** Mike Boynton Jr. (South Carolina '03)  
7th Season at OSU (115-98); Same Overall

**Record:** 13-4 • **Big 12:** 3-1 • **Streak:** Won 1  
**NCAA NET\*:** 70 • **KenPom\*:** 54 • **AP:** - • **Coaches:** -  
**Home:** 10-1 (Won 4) • **Away:** 2-1 (Lost 1) • **Neutral:** 1-2  
**Head Coach:** Jerome Tang  
2nd Season at KSU (41-14); Same Overall

D1 Rank*	Value	Category	D1 Rank*	Value
240	72.4	Scoring Offense	179	74.8
119	69.4	Scoring Defense	81	67.4
181	3.1	Scoring Margin	102	7.4
T-220	47.1	Winning Percentage	T-36	76.5
157	45.3	Field Goal Percentage	248	43.4
307	66.3	Free Throw Percentage	83	73.8
95	35.7	Three Point Percentage	286	31.3
306	11.2	Free Throws Made Per Game	61	15.9
45	9.1	Three Pointers Per Game	T-176	7.6
280	16.9	Free Throw Attempts Per Game	82	21.5
55	25.4	Three Point Attempts Per Game	87	24.2
203	43.7	Field Goal Percentage Defense	27	39.5
134	32.3	Three Point Percentage Defense	84	31.3
T-104	15.9	Fouls Per Game	T-99	15.8
T-107	3.4	Rebound Margin	T-60	5.5
246	9.76	Rebounds (Offensive) Per Game	25	13.47
T-118	26.35	Rebounds (Defensive) Per Game	107	26.59
T-184	36.12	Rebounds Per Game	38	40.06
196	1.07	Assist/Turnover Ratio	221	1.03
T-245	11.65	Turnovers Forced Per Game	151	12.71
94	.531	Effective FG pct	242	.499

\* = As of Thursday, Jan. 17, 2024

The NCAA includes only full Division I members in stat rankings (351 teams) but accounts for 11 additional transitioning members in the NET rankings (362 total)

#### OSU LINEUP

Projected Starters	Ht	Wt	Cl	Hometown	G-GS	Min	Pts	Reb	Other
G 12 Javon Small	6-3	195	Jr.	South Bend, Ind.	16-16	31.9	14.0	4.9	4.5 apg, 2.1 3pt FG
G 1 Bryce Thompson	6-6	205	Sr.	Tulsa, Okla.	14-13	28.5	13.1	2.0	1,006 collegiate points
G 5 Quion Williams	6-5	220	So.	Jonesboro, Ark.	17-17	30.4	7.0	6.2	4 games w/ 10+ reb
F 2 Eric Dailey Jr.	6-8	230	Fr.	Palmetto, Fla.	17-16	25.0	9.7	5.5	2 double-doubles
C 23 Brandon Garrison	6-11	245	Fr.	Oklahoma City, Okla.	17-14	21.8	6.4	5.9	28 blocks, 57.3 FG%

Key Reserves	Ht	Wt	Cl	Hometown	G-GS	Min	Pts	Reb	Other
G 4 Jarius Hicklen	6-4	180	Gr.	Dallas, Texas	17-1	17.6	5.8	1.1	31/71 pt 3pt (.437)
C 32 Mike Marsh	6-10	250	R-Sr.	Columbia, S.C.	16-3	14.9	5.4	3.6	55.1% FG
G 51 John-Michael Wright	6-1	200	Gr.	Fayetteville, N.C.	17-5	16.3	5.9	0.9	1,953 collegiate points
G 14 Jamyron Keller	6-3	210	Fr.	St. Matthews, S.C.	12-0	11.6	4.8	1.4	56.4% FG, 38.9% 3pt
G 13 Connor Dow	6-6	200	Fr.	Broken Arrow, Okla.	15-0	9.7	2.3	1.3	5 points vs. KU
F 21 Justin McBride	6-8	230	Fr.	Plano, Texas	14-0	7.2	3.0	1.5	57.6% FG

# Oklahoma State Men's Basketball Roster

## QUICK FACTS

### THE UNIVERSITY

Institution	Oklahoma State University
Location	Stillwater, Okla.
Founded	Dec. 25, 1890
Enrollment (Fall, 2023)	25,174
Nickname	Cowboys
School Colors	Orange & Black
Home Court	Gallagher-Iba Arena
Capacity	13,611
Affiliation	NCAA Division I
Conference	Big 12
President	Dr. Kayse Shrum
Alma mater	Oklahoma State
Athletic Director	Chad Weiberg
Alma mater	Oklahoma State, 1994
Website	okstate.com
X / Instagram	@OSUMBB
Instagram	@OSUMBB
Facebook	facebook.com/CowboyBasketball
Mike Boynton Twitter	@TheCoachMike

### TEAM INFORMATION

2022-23 overall record	20-16 (12-6 H, 5-7 A, 3-3 N)
Big 12 Regular Season	8-10 (5-4 H, 3-6 A), 7th
Big 12 Championship	1-1, Quarterfinals
Postseason	N/A
Final Rankings (AP/Coaches)	-/-
Starters Returning/Lost	2/3
Letterwinners Returning/Lost	7/8
Returning Redshirts/Newcomers	0/9

### HISTORY

First year of basketball	1907-08
All-time record	<b>1,744-1,238</b>
Big 12 record	<b>233-227</b>
All-Americans	23
Olympians	10
NBA Draft picks (first-round picks)	37 (10)
Conference regular season titles	18
Big 12 (1996-Present)	1 (2004)
Big Eight (1958-96)	2 (1965, 1991)
Missouri Valley (1925-57)	15
Southwest Conference (1921-25)	1
Conference tournament titles	4
Big 12 (1997-Present)	2 (2004, 2005)
Big Eight (1977-96)	2 (1983, 1995)
NCAA appearances (last)	29 (2021)
Record	39-28
Championships (years)	2 (1945, 1946)
Final Fours (last)	6 (2004)
NIT Appearances (last)	13 (2023)
Record	11-14
Best Finish	3rd Place (1938, 1940)

### ATHLETIC COMMUNICATIONS

Communications phone	(405) 744-7714
Communications fax	(405) 744-7754
Assistant AD/Communications	Gavin Lang
Assoc. Director/MBB Contact	Bryan Holmgren
E-mail:	bryan.holmgren@okstate.edu
Office:	(405) 744-7756
Cell:	(316) 841-6206
Mailing Address:	220 Athletics Center Oklahoma State University Stillwater, OK 74078

## 2023-24 NUMERICAL ROSTER

No.	Name	Pos.	Ht.	Wt.	Class	Exp.	Hometown / Previous School
0	Naz Brown	G	6-0	181	So.	1L	Fort Worth, Texas / Coppell HS
1	Bryce Thompson	G	6-6	205	Sr.*	2L	Tulsa, Okla. / Kansas
2	Eric Dailey Jr.	F	6-8	230	Fr.	HS	Palmetto, Fla. / IMG Academy
4	Jarius Hicklen	G	6-4	180	Gr.	TR	Dallas, Texas / North Florida
5	Quion Williams	G	6-5	220	So.	1L	Jonesboro, Ark. / Jonesboro HS
12	Javon Small	G	6-3	195	Jr.	TR	South Bend, Ind. / East Carolina
13	Connor Dow	G	6-6	200	Fr.	HS	Broken Arrow, Okla. / Broken Arrow HS
14	Jamyron Keller	G	6-3	210	Fr.	HS	St. Matthews, S.C. / Ellison HS (Texas)
15	Carson Sager	G	6-4	207	Sr.*	2L	Wichita Falls, Texas / Rider HS
21	Justin McBride	F	6-8	230	Fr.	HS	Plano, Texas / Plano HS
22	Brooks Manzer	G	6-3	190	Jr.*	1L	Edmond, Okla. / Memorial HS
23	Brandon Garrison	C	6-11	245	Fr.	HS	Oklahoma City, Okla. / Del City HS
32	Mike Marsh	C	6-10	250	R-Sr.	TR	Columbia, S.C. / Jacksonville
35	Weston Church	G	6-3	180	Sr.*	2L	Fairview, Okla. / Fairview HS
51	John-Michael Wright	G	6-1	200	Gr.	1L	Fayetteville, N.C. / High Point

## 2023-24 ALPHABETICAL ROSTER

No.	Name	Pos.	Ht.	Wt.	Class	Exp.	Hometown / Previous School
0	Naz Brown	G	6-0	181	So.	1L	Fort Worth, Texas / Coppell HS
35	Weston Church	G	6-3	180	Sr.*	2L	Fairview, Okla. / Fairview HS
2	Eric Dailey Jr.	F	6-8	230	Fr.	HS	Palmetto, Fla. / IMG Academy
13	Connor Dow	G	6-6	200	Fr.	HS	Broken Arrow, Okla. / Broken Arrow HS
23	Brandon Garrison	C	6-11	245	Fr.	HS	Oklahoma City, Okla. / Del City HS
4	Jarius Hicklen	G	6-4	180	Gr.	TR	Dallas, Texas / North Florida
14	Jamyron Keller	G	6-3	210	Fr.	HS	St. Matthews, S.C. / Ellison HS (Texas)
22	Brooks Manzer	G	6-3	190	Jr.*	1L	Edmond, Okla. / Memorial HS
32	Mike Marsh	C	6-10	250	R-Sr.	TR	Columbia, S.C. / Jacksonville
21	Justin McBride	F	6-8	230	Fr.	HS	Plano, Texas / Plano HS
15	Carson Sager	G	6-4	207	Sr.*	2L	Wichita Falls, Texas / Rider HS
12	Javon Small	G	6-3	195	Jr.	TR	South Bend, Ind. / East Carolina
1	Bryce Thompson	G	6-6	205	Sr.*	2L	Tulsa, Okla. / Kansas
5	Quion Williams	G	6-5	220	So.	1L	Jonesboro, Ark. / Jonesboro HS
51	John-Michael Wright	G	6-1	200	Gr.	1L	Fayetteville, N.C. / High Point

\* = Roster classes reflect playing experience.

## ON THE BENCH:

**Head Coach:** Mike Boynton Jr.; 7th Season (South Carolina '03)

**Associate Head Coach:** Terrence Rencher (Texas '07)

**Assistant Coach:** David Cason (Illinois State '96)

**Assistant Coach:** Keiton Page (Oklahoma State '12)

**Assistant Coach:** Scott Sutton (Oklahoma State '95)

**Assistant Coach:** James Barrett (Sam Houston State '10)

**Dir. of Player Development:** Nelson Hernandez (Utah State '13)

**Video Coordinator:** Kris Quintana (St. John's '16)

**Athletic Trainer:** Kevin Blaske (Missouri Southern '86)

**Strength & Conditioning Coach:** Mark Mitchell (Eastern Mich. '10)

**Graduate Assistants:** Brady Priess & Joseph "JoJo" Anderson

## PRONUNCIATIONS

0	Naz Brown	rhymes w/ "jaws"
4	Jarius Hicklen	JAIR-ee-us
5	Quion Williams	KEE-on
12	Javon Small	juh-VAWN
14	Jamyron Keller	juh-MY-run
	Keiton Page	KEE-ton
	David Cason	CASE-on
	Brady Priess	Price

## Game Notes

### The Basics:

- The Oklahoma State Cowboys (8-9, 0-4) are at Bramlage Coliseum on Saturday evening to take on the Kansas State Wildcats (13-4, 3-1). Tipoff is 6:01 p.m.
- OSU is still in search of its first Big 12 victory after opening against four teams that all currently rank among the AP top-25.
- K-State is part of a four-way tie for the league lead after downing Baylor in overtime on Tuesday. The Wildcats are 10-0 in OT games under second-year head coach Jerome Tang (5-0 this year).

### Watch

- The game will air on Big 12 Now on ESPN+ with **Shawn Kenney** and **Bryndon Manzer**.
- Subscribe to ESPN's over-the-top streaming service for \$10.99/month (\$110/year) or bundle with Disney+ and Hulu for as little as \$14.99/month. Visit [plus.espn.com](https://plus.espn.com) for more information.

### Listen

- Dave Hunziker** and **John Holcomb** describe the action across the Cowboy Radio Network.
- Visit [okstate.com/radio](https://okstate.com/radio) for a full list of network affiliates. Fans outside the listening area can tune in via the Varsity Sports App or at [okstate.com/listen](https://okstate.com/listen).

### Mike Boynton Show

- Hear the latest insights from head coach **Mike Boynton Jr.** by tuning in to his weekly radio show on the Cowboy Radio Network.
- The program airs Thursday nights (6-7 p.m.) from the Rib Crib in Stillwater.

Thursdays: Jan. 18, 25  
Feb. 1, 8, 15, 22, 29

## COWBOY RADIO NETWORK

City	Call Letters	Frequency
Ada ^	KTLS	106.5 FM
Altus	KWHW	96.9 FM / 1450 AM
Alva	KALV	99.5 FM / 1430 AM
Anadarko/Duncan ^	KACO	98.5 FM
Bartlesville	KWON	93.3 FM / 1400 AM
Broken Bow	KKBI	106.1 FM
Clinton/Cordell	KCLI	99.3 FM
Enid	KCRC	1390 AM
Frederick	KTAT	1570 AM
Grove	KGVE	99.3 FM
Guymon	KGYN	1210 AM
Hobart	KTJS	102.1 FM / 1420 AM
Hugo	KMMY	96.5 FM
Lawton	KMGZ	95.3/ 97.3 FM
Liberal	KGYN	106.3 FM
McAlester	KTMC	105.1 FM
Oklahoma City	KXXY	96.1 FM
Pawhuska	KWON	95.1 FM
Ponca City	KQSN	104.7 FM
Shawnee ^	KGFF	100.9 FM / 1450 AM
Stillwater	KSPI	93.7 FM
Tulsa	KTSB	1170 AM
Woodward	KMZE	92.3 FM

### OSU MAX

- OSU Max is the official content network and membership community of Oklahoma State Athletics, bringing fans closer than ever to the teams they love.
- Members get access to behind-the-scenes content, interviews, features, documentaries, archived games, and other exclusive benefits, including complimentary membership to the POSSE at the Sheriff Level - a \$150 value!
- Get all this for as little as \$8.99 per month (+ fees & taxes) or a one-time annual payment of only \$98.89.



### The OSU Outlook

- New look Oklahoma State is picked 10th out of 14 teams in the super-sized Big 12.
- Senior guard **Bryce Thompson**, last year's leading scorer, is one of just three scholarship holdovers from a 2022-23 group that won 20 games and reached the NIT quarterfinals after finishing one spot out on Selection Sunday.
- Mike Boynton Jr.** not only has new faces, but a new approach. The seventh-year head coach used the off-season overhaul as an opportunity to bring a little more balance to a program that has ranked among KenPom's top-20 defenses in each of the last three seasons but, at times, struggled to score. He put a premium on finding better shooters and ball-handlers and largely succeeded with a freshman class that has been ranked as high as seventh nationally, supplemented by an experienced transfer crop.
- Injured, inexperienced and just plain unlucky - that's perhaps the best way to sum up the early portion of OSU's non-conference schedule. A group of nine scholarship newcomers (six of them freshman) took it lumps during a 3-5 start that included four last-second defeats but played some of its best basketball in December.
- The Cowboys are shooting .361% from three (up from .310 last year).
- Junior point **Javon Small** has been the primary catalyst. Boynton calls the ECU transfer his most-impactful addition since Cade Cunningham, and the numbers support him. Small leads the team in points (14.8) and assists (4.3) while averaging 2.3 threes on 40.5% accuracy.
- Small has also unlocked opportunities for Thompson, who is averaging a career-best 12.6 points on 25-of-68 three-point shooting (.368).
- Energy guy **Quion Williams** (7.1 ppg, team-best 6.3 rpg) has made the leap from deep reserve to full-time starter as sophomore. He can play the 3 or the 4 and is often tasked with guarding the opposing team's best scorer.
- Four of the five members of the OSU frontcourt are freshmen, including both starters:
- 6-8 power forward **Eric Dailey Jr.** -- a member of USA's Basketball's FIBA U19 World Cup squad -- is a versatile, inside-out weapon who averages close 10 points and 6 rebounds.
- 6-11 McDonald's All-American **Brandon Garrison** (6.1 ppg, 6.0 rpg) ranks third in the Big 12 in blocks (1.7) while platooning with the group's wise elderstatement, 6-10 Jacksonville grad transfer **Mike Marsh** (5.7 ppg, 3.7 rpg).
- Backing up Small is freshman **Jamyrn Keller** (5.3 ppg), a physical combo guard who can get down hill in a hurry.
- Two graduate guards -- **John-Michael Wright** and North Florida transfer **Jarius Hicklen** -- add poise and experience. They've combined for more than 3,500 points and 500 triples.
- Three other freshmen offer additional depth and upside: 6-6 sharp-shooter **Connor Dow**, 6-9 forward **Justin McBride** and 7-1 **Isaiah Miranda** (a redshirt last year at NC State).

### MEDIA CALENDAR (SUBJECT TO CHANGE)

18	19	20	21	22	23	24
Thursday	Friday	Saturday	Sunday	Monday	Tuesday	Wednesday
3 p.m. Practice	TBD Practice	TBD Shoot Around	11:30 a.m. Practice	3 p.m. Practice	3-4 p.m. Shoot Around	OFF DAY
6-7 p.m. Mike Boynton Radio Show	Depart for Manhattan	6 p.m. <b>OSU @ K-State</b> ESPN+			8 p.m. <b>TCU @ OSU</b> ESPN2	

## TV-Radio Speed Chart

**1 BRYCE THOMPSON**

6-6 | Sr. | G | Tulsa, Okla.

G-GS	Min	Reb	Ast	Stl	Blk	Pts
14-13	28.4	2.0	1.7	11	2	13.1

- Explosive guard has stepped into a leadership role this year as OSU's longest-tenured scholarship player (3rd season).
- Scored his 1,000th collegiate point on Jan. 16 vs. Kansas and needs just 85 more to join OSU's 1,000-point club.
- 20-point outing vs. Kansas was a season-high and the seventh 20-point game of his OSU career. Two of them have come vs. K-State.
- Averaging 2.0 threes per game on 38.7% accuracy.
- Has scored a team-best 14.8 points per game in Big 12 play.
- 2020 McDonald's All-American played his freshman season at Kansas.

**2 ERIC DAILEY JR.**

6-8 | Fr. | F | Palmetto, Fla.

G-GS	Min	Reb	Ast	Stl	Blk	Pts
17-16	25.1	5.5	1.9	16	2	9.7

- Skilled freshman forward celebrated his 20th birthday on Jan. 15... Can do it all, including run the point.
- Logged his ninth double-figuring scoring game last Saturday at Iowa State (Jan. 13).
- Has two double-doubles (Nov. 30 vs. #12 Creighton, Dec. 17 vs. ORU).
- Basketball junky who "watches probably more film than any player I've ever coached" per Boynton.
- Grew up in a hoops family. Father (Eric Sr.) played professionally and mother (Shell) has coached at the NCAA and WNBA levels.
- Consensus 4-star, ranked as high as No. 35... Played for the USA at 2023 FIBA U19 World Cup; Won gold at 2022 FIBA U18 Americas.

**4 JARIUS HICKLEN**

6-4 | Gr. | G | Dallas, Texas

G-GS	Min	Reb	Ast	Stl	Blk	Pts
17-1	17.5	1.1	0.6	5	1	5.8

- Sharp-shooter ranks among the NCAA's active leaders with 281 career triples on 39.2% accuracy.
- Scored his 1,400th collegiate point and made his 200th Division I three on Tuesday vs. Kansas.
- 26-of-51 (.510) from deep over his last 12 games after a 5-for-20 start to the year... Has connected at least once in 13 straight games.
- Grad transfer played two seasons each at Oklahoma Baptist (2019-21) and North Florida (2021-23).
- Is pursuing a second masters degree at OSU in interdisciplinary studies. He knocked out his associates degree while still in high school, finished his bachelors in sports management in two years at OBU, and completed his first masters at UNF last spring.

**5 QUION WILLIAMS**

6-5 | So. | G | Jonesboro, Ark.

G-GS	Min	Reb	Ast	Stl	Blk	Pts
17-17	30.5	6.2	2.4	25	5	7.0

- Athletic guard provides defense, rebounding and energy... Can play multiple positions, including the four-spot in small lineups.
- The only Cowboy who has started every game this year; Often tasked with guarding the opposing team's best scorer.
- Has posted at least one steal in each of the last seven games. 15 of his team-high 25 steals have come over that stretch.
- Secured his second double-double and fourth double-figure rebounding game vs. SCSU with a career-high 16 points and 10 boards.
- Tallied a career-high 7 assists vs. Wofford (Dec. 20) and handed out 6 in the win over Houston Christian (Nov. 24).
- One of three Cowboy rotation players back from last year, has taken on a much larger role (30.6 mpg, up from 13.1 in 2022-23).

**12 JAVON SMALL**

6-3 | Jr. | G | South Bend, Ind.

G-GS	Min	Reb	Ast	Stl	Blk	Pts
16-16	32.1	4.9	4.5	12	4	14.0

- Playmaking point guard is among Big 12 leaders in FT% (2<sup>nd</sup>, .877), threes (9<sup>th</sup>, 2.13), defensive boards (9<sup>th</sup>, 4.6) and assists (9<sup>th</sup>, 4.5).
- 7 assists vs. Kansas (Jan. 16)... 17 points, 8 rebounds in his Big 12 debut vs. Baylor (Jan. 6)... 15 points at Texas Tech (Jan. 9).
- Prior to an 0-for-4 effort vs. KU had made multiple threes in 10 straight games -- OSU's longest streak since Keiton Page (12, 2011-12).
- Has three 20-point games: 29 vs. Notre Dame (Nov. 17), 24 vs. Creighton (Nov. 30) and 25 at SIU (Dec. 5)... 7 games w/ 5+ assists
- 88.0% free throw shooter sank 28-straight from Nov. 17-Dec. 10 (tied for the ninth longest streak in OSU history).
- ECU transfer averaged 15.8 points and 5.6 assists for the Pirates in 2022-23 but missed the last two months with a leg injury.

**13 CONNOR DOW**

6-6 | Fr. | G | Broken Arrow, Okla.

G-GS	Min	Reb	Ast	Stl	Blk	Pts
15-0	9.5	1.3	0.2	6	1	2.3

- True freshman sniper can get his shot off from just about anywhere due to his 6-6 frame and high basketball IQ.
- Clocked 16 minutes vs. KU (Jan. 16) -- most since the season opener -- and totaled 5 points, 2 rebounds and a steal.
- Made his only three-point attempt in 3 minutes at Texas Tech (Jan. 9).
- Made 3-of-7 threes in the opener vs. ACU (Nov. 6) and connected twice each against UNO (Nov. 20) and Houston Christian (Nov. 24).
- Compared by OSU head coach Mike Boynton to former Cowboy sharp-shooter Thomas Dziagwa.
- Oklahoman Super 5 pick led Broken Arrow to a state runner-up finish in 2023... AAU teammates with Brandon Garrison.

**14 JAMYRON KELLER**

6-3 | FR. | G | St. Matthews, S.C.

G-GS	Min	Reb	Ast	Stl	Blk	Pts
12-0	11.9	1.4	1.0	1	0	4.8

- Backup point guard can play off the ball, as well... Described as a junk yard dog, blue collar type of player.
- Continues to push for playing time after missing the first four games of the season due to injury.
- 7 points on 3-of-4 shooting in 14 minutes vs. ORU (Dec. 17)... Supplied 8 points in 13 minutes vs. Tulsa (Dec. 10)
- Shooting 57.9% from the field (22-of-38) -- 7-of-17 from three (.412) and 15-of-21 from two (.714).
- 18 points on 7-of-10 shooting (4/7 3pt) in his debut vs. UNO (Nov. 20) and 10 points on 4-of-4 shooting vs. HCU (Nov. 24).
- Texas 5A player of the year scored more than 2,500 career points for Ellison High School.

**21 JUSTIN MCBRIDE**

6-8 | Fr. | F | Plano, Texas

G-GS	Min	Reb	Ast	Stl	Blk	Pts
14-0	7.4	1.5	0.1	2	3	3.0

- Skilled forward with size and athleticism, can score from inside or on the perimeter.
- The Big 12's youngest active player, turned 18 on July 25.
- Shooting 57.6% from the field, including 15-of-20 on 2's (.750).
- Made all three of his field goal attempts in a six-point effort against Chicago State (Jan. 3).
- Set season-highs for points (8) vs. Sam Houston (Nov. 12) and rebounds (5) vs. Houston Christian (Nov. 24).
- Dallas area standout earned four stars from Rivals and a No. 79 class ranking.

**23 BRANDON GARRISON**

6-11 | Fr. | C | Oklahoma City, Okla.

G-GS	Min	Reb	Ast	Stl	Blk	Pts
17-14	21.6	5.9	1.4	9	28	6.4

- McDonald's All-American freshman is rapidly improving by the day... Ranks third on the Big 12 leaderboard in blocks (1.65).
- Scored 10 points in a tough matchup with Kansas (Jan. 16) and its All-American center Hunter Dickinson.
- Set career-highs for points (20) and minutes (37:55) vs. Baylor and blocked 4 shots... 7-for-7 from the field and 6/6 on free throws.
- Has two double-figure rebounding games: 10 at Southern Illinois (Dec. 5) and 10 against South Carolina State (Dec. 31).
- Just the fourth Cowboy freshman to block 6 shots (Nov. 24 vs. HCU) joining Yor Anei, Byron Housron and Leroy Combs.
- Consensus 4-star, ranked as high as No. 30 by Rivals in the Class of 2023... Has added 18 pounds of muscle since his June arrival.

**32 MIKE MARSH**

6-10 | R-Sr. | C | Columbia, S.C.

G-GS	Min	Reb	Ast	Stl	Blk	Pts
16-3	14.9	3.6	1.1	2	6	5.4

- Grad transfer has been a consistent post presence and strong veteran mentor for a young front court.
- Shooting 55.1% from the field while backing up Brandon Garrison at the 5.
- Team-high 14 points vs. HCU (Nov. 24) on 6-of-9 shooting... Posted his first OSU double-double w/ 13 pts, 11 reb vs. UNO (Nov. 20).
- Stalwart in the low post who featured prominently at Jacksonville for the past two seasons.
- Missed most of summer workouts and did not play during OSU's August tour of Spain while recovering from a shoulder injury.
- As a redshirt junior in 2022-23, averaged 10.5 points and 4.9 rebounds in 23.3 minutes while shooting 55.2%.

**51 JOHN-MICHAEL WRIGHT**


6-1 | Gr. | G | Fayetteville, N.C.

G-GS	Min	Reb	Ast	Stl	Blk	Pts
17-5	16.1	0.9	1.0	12	1	5.9

- Veteran combo guard is a vocal leader who can play on or off the ball.
- Ranks among the NCAA's active leaders in points scored at the Division I level (1,953) and has clocked over 4,200 minutes.
- 14-point effort at Texas Tech (Jan. 9) was his sixth double-figure scoring game of the season - First since Nov. 24 (Houston Christian).
- Made his 261st career three-pointer at Iowa State.
- Has made 20-of-24 free throws this year (.833) and 67-of-82 (.817) in two seasons at OSU.
- Played his first three seasons at High Point for Tubby Smith and totaled nearly 1,500 points.



## Game Notes

LAST GAME	
	3/4 Kansas <b>Oklahoma St</b>
	90 66
Jan. 16, 2024   TV: ESPN Stillwater, Okla. (GIA)	

	1st	2nd	Score
3/4 Kansas	48	42	- 90
Oklahoma State	33	33	- 66

- **Bryce Thompson** scored his 1,000th collegiate point but it wasn't enough to keep pace with third-ranked Kansas' high-flying offense.
- Led by 21 points from **Hunter Dickinson** and **Kevin McCullar Jr.**'s 18 points and eight assists, the Jayhawks shot 62.1% from the field, helped by a 20-3 edge on fast break points and a 46-24 advantage in the paint.
- OSU made a season-high 18 free throws on 24 attempts but hit just 38.5% from the field.
- Thompson, who played his freshman season at Kansas, entered the night with 986 points and added 20 more to his total.
- **Jarius Hicklen** and **Brandon Garrison** added 10 points each and **Javon Small** handed out seven assists.
- The Jayhawks built leads of 25-10 and 37-17 in the first half after sinking 17 of their first 24 shots.
- Thompson beat the halftime buzzer with a three for OSU to trim the deficit to 48-33, but the Jayhawks launched another 12-0 volley early in the second half to put the game out of reach.

### KANSAS (15-2, 3-1)

##	Name	Pts	FG	3Pt	FT	TR	PF	A	TO	B	S	MP
01	Hunter Dickinson*	21	9-14	0-2	3-5	7	3	2	2	2	0	30
03	Dajana Harris Jr.*	11	4-6	0-0	3-4	2	2	3	1	0	3	31
10	Johnny Furphy*	15	5-6	3-4	2-2	7	1	2	0	2	0	33
15	Kevin McCullar Jr.*	18	7-14	1-4	3-3	6	1	8	3	0	1	35
24	K.J. Adams Jr.*	16	8-10	0-0	0-0	4	3	5	2	1	0	34
11	Jamari McDowell	0	0-0	0-0	0-0	0	1	0	0	0	0	3
13	Elmarko Jackson	2	1-3	0-1	0-2	1	1	1	2	0	1	12
20	Michael Jankovich	3	1-2	1-2	0-0	0	0	0	0	0	0	2
23	Parker Braun	2	0-1	0-0	2-2	3	4	0	0	2	0	10
25	Nicolas Timberlake	2	1-2	0-0	0-0	2	1	0	0	0	2	8
TEAM						1	0		1			
TOTALS		90	36-58	5-13	13-18	33	17	21	11	7	7	

	FG	%	3Pt	%	FT	%
1st Half	21-31	68%	4-7	57%	2-2	100%
2nd Half	15-27	56%	1-6	17%	11-16	69%
Game	36-58	62.1%	5-13	38.5%	13-18	72.2%

### OKLAHOMA STATE (8-9, 0-4)

##	Name	Pts	FG	3Pt	FT	TR	PF	A	TO	B	S	MP
01	Bryce Thompson*	20	5-11	3-7	7-8	1	4	2	1	0	2	30
02	Eric Dailey Jr.*	9	4-5	0-0	1-2	1	3	0	0	0	1	21
05	Quion Williams*	6	2-3	1-1	1-2	5	2	0	4	0	2	28
12	Javon Small*	2	1-10	0-4	0-0	2	1	7	5	0	0	28
23	Brandon Garrison*	10	3-6	0-0	4-6	5	4	1	3	0	1	26
04	Jarius Hicklen	10	3-6	2-5	2-2	1	0	0	0	0	2	22
13	Connor Dow	5	1-4	0-3	3-3	2	0	1	0	0	1	16
14	Jamylon Keller	0	0-0	0-0	0-0	1	1	0	0	0	0	2
21	Justin McBride	2	1-1	0-0	0-1	3	1	0	0	0	0	3
32	Mike Marsh	2	1-4	0-0	0-0	2	0	0	0	0	0	11
51	John-Michael Wright	0	0-3	0-1	0-0	0	0	0	1	0	0	11
TEAM						3	0		0			
TOTALS		66	21-53	6-21	18-24	25	16	11	14	0	9	

	FG	%	3Pt	%	FT	%
1st Half	11-25	44%	3-9	33%	8-9	89%
2nd Half	10-28	36%	3-12	25%	10-15	67%
Game	21-53	39.6%	6-21	28.6%	18-24	75.0%

Officials: James Breeding, Ron Groover, Antinio Petty

Attendance: 8,570 | KU led for 39:40

Times tied: 0 Lead Changes: 0 | Largest Lead: KU by 28 (12:05 2H)

Technical: None Start: 8:05 p.m. CT Duration: 2:00

Points	Paint	Off TO	2nd Ch	F Brk	Bench	Pts/Pos
Kansas	46	22	12	20	9	1.27
OSU	24	7	7	3	19	0.93

### Trending:

- Saturday's game at K-State will be the 100<sup>th</sup> of senior guard **Bryce Thompson**'s NCAA career. It will be his 80<sup>th</sup> in an OSU uniform and likely his 75<sup>th</sup> start.
- Thompson scored a season-high 20 points on Tuesday against his former school, Kansas. It was his **seventh** 20-point game in three seasons as a Cowboy. His **seven** free throw makes were a new personal-best and his **eight** attempts matched another.
- Thompson has twice topped 20 against K-State. Since transferring to OSU, he's averaged **15.3 points** in four encounters with the Wildcats.
- Thompson needs just **85** more points to become the 44<sup>th</sup> member of OSU's 1,000-point club. He'd be the sixth to join the club under **Mike Boynton**'s watch, alongside **Jeffrey Carroll** (1,416 from 2014-18), **Cameron McGriff** (1,211 from 2016-20), **Lindy Waters III** (1,152 from 2016-20), **Isaac Likekele** (1,015 from 2018-22) and **Avery Anderson III** (1,061 from 2019-23).
- Thompson scored his **1,000<sup>th</sup>** collegiate point on Tuesday (the first 91 came during his freshman season at Kansas), giving OSU a trio of 1,000-point scorers on the roster.
- Graduate guard **Jarius Hicklen** scored his **1,400<sup>th</sup>** collegiate point on Tuesday and also knocked down his **200<sup>th</sup>** Division I three-pointer.
- Fellow fifth-year **John-Michael Wright** needs just **47** more points to reach the 2,000-mark.
- **Eric Dailey** is shooting 57% from the field in Big 12 play, including 77.8% (14/18) from inside the arc.
- Hicklen's 10-point effort against KU also included a second-half layup. Prior to Tuesday, all 29 of his baskets had come from beyond the arc.
- Hicklen has made a three-pointer in **13** straight games going back to Nov. 20. He's **27-of-55 (.491)** from deep over that stretch.
- **Quion Williams** has posted at least one steal in each of the last seven games. 15 of his team-high 25 steals have come over that stretch.
- **Javon Small**'s 0-for-4 performance against Kansas ended a run of 10-straight games with multiple three-pointers. It was OSU's longest such streak in a dozen years.
- Small ranks second in the Big 12 and inside the top-50 nationally in free throw percentage (50/57, .877). He's also among the league leaders in three-pointers (9<sup>th</sup>, 2.13), defensive boards (9<sup>th</sup>, 4.6) and assists (9<sup>th</sup>, 4.5).
- Dow clocked over **16** minutes against KU – the most he's played since the season opener against Abilene Christian (20:38). He finished with five points, two rebounds and a steal.
- Freshman **Brandon Garrison** has played some of his best ball of late, averaging 8.8 points on 67% shooting and a team-best 6.5 rebounds in four Big 12 games (up from 5.6 points, 53% shooting and 5.8 boards during non-conference play).
- Garrison ranks third on the Big 12 leaderboard in blocks (**1.65**).
- **Five** different Cowboys have posted a double-double this year: Williams (x2), Dailey (x2), **Mike Marsh**, Garrison and Small.
- This is OSU's fifth consecutive Quadrant I game to start off conference play. Eight of the 13

remaining games also fall into that category.

- OSU is **8-0** this year when leading at the half but **0-9** when tied or trailing.
- Over the last two seasons, OSU is **26-5** when out-shooting its opponent.
- OSU is the Big 12's second-best three-point shooting team by volume (**9.1**) while shooting 35.7%.
- The Cowboys have kept opponents off the offensive glass this year, grabbing just under three-quarters of enemy misses. Their **.747** defensive rebounding percentage is fifth-best in the Big 12 and No. 42 nationally.
- OSU opponents have taken over **70%** of their shots and scored nearly **58%** of their points from inside the arc. Both percentages rank among the top-20 nationally. By contrast, OSU has taken **44.0%** of its shots (39<sup>th</sup>) and scored **37.5%** of its points from beyond the arc (28<sup>th</sup>).
- Cowboy opponents have posted the nation's 15<sup>th</sup>-lowest assist percentage (42.1%).

### Some Frosh Perspective:

- **20** Big 12 freshmen have clocked at least 100 minutes this season. **Five** of them are Cowboys.
- Rookies have combined for roughly a third of OSU's points (**33.1%**) and minutes (**34.3%**). Both percentages lead the Big 12.
- Only **five** of the league's 41 active freshmen have been on the court for more than half of their team's minutes. That group includes **Eric Dailey Jr.** (61.6%) and **Brandon Garrison** (53.8%).
- Garrison's **28** blocks and **101** rebounds are both tops among Big 12 freshmen. Dailey's **165** points are third-most.

### Big 12 Freshmen Playing > 50% of Minutes

Player	School	% of Minutes
1. Milan Momcilovic	Iowa St.	76.5%
2. Ja'Kobe Walter	Baylor	72.2%
3. <b>Eric Dailey Jr.</b>	<b>Oklahoma St.</b>	<b>61.6%</b>
4. Elmarko Jackson	Kansas	55.6%
5. <b>Brandon Garrison</b>	<b>Oklahoma St.</b>	<b>53.8%</b>

### Big 12 Freshmen // Highest Usage Rates

Player	School	Usage %
1. Jizzle James	Cincinnati	24.4%
2. Ja'Kobe Walter	Baylor	22.8%
3. Ybes Missi	Baylor	22.6%
4. <b>Eric Dailey Jr.</b>	<b>Oklahoma St.</b>	<b>20.7%</b>
5. Dai Fai Ames	Kansas St.	19.8%
6. <b>Brandon Garrison</b>	<b>Oklahoma St.</b>	<b>17.5%</b>

Data Source: KenPom (through Jan. 18, 2024)

### Close Encounters:

- In five of their losses this season, the Cowboys have missed game-tying or potential game-winning shots in the last 10 seconds. OSU is **0-5** in games decided by five points or less.

### Working Overtime:

- OSU has played 17 overtime games under seventh-year head coach **Mike Boynton Jr.** including 12 against Big 12 competition.
- The Cowboys are 0-2 this season in overtime affairs, falling to Notre Dame (Nov. 17) and Baylor (Jan. 6).
- OSU has lost six straight and seven of its last eight in OT going back to 2021-22 season. Prior to that, the Cowboys had won six in a row.

# OSU vs. Kansas State

## OSU ALL-TIME VS. KANSAS STATE

**Overall:** 58-86 (Lost 2) • **Home:** 36-28 (Lost 1) • **Away:** 19-42 (Lost 2) • **Neutral:** 4-15 • **Big 12 Era:** 23-19 • **Boynton Era:** 5-7 • **vs. Tang:** 0-2

Boynton Era:	Location (Venue) - AP Rank (OSU-Opp)	W/L	Score	OSU Coach	Scoring Leader	KSU Coach	Scoring Leader
1/10/2018	* Manhattan, Kan. (Bramlage Coliseum) - -	L	82-86	Mike Boynton Jr.	22 -- Brandon Averette	Bruce Weber	38 -- Barry Brown Jr.
2/14/2018	* Stillwater (GIA) - -	L	72-82	Mike Boynton Jr.	16 -- Kendall Smith	Bruce Weber	25 -- Barry Brown Jr.
2/2/2019	* Stillwater (GIA) - -	L	57-75	Mike Boynton Jr.	14 -- Curtis Jones	Bruce Weber	24 -- Dean Wade
2/23/2019	* Manhattan, Kan. (Bramlage Coliseum) 23	L	46-85	Mike Boynton Jr.	12 -- Yor Anei	Bruce Weber	12 -- Austin Trice
2/11/2020	* Manhattan, Kan. (Bramlage Coliseum) - -	W	64-59	Mike Boynton Jr.	15 -- Yor Anei	Bruce Weber	16 -- Mike McGuirl
3/4/2020	* Stillwater (GIA) - -	W	69-63	Mike Boynton Jr.	14 -- Cameron McGriff	Bruce Weber	16 -- Cartier Diarra
1/9/2021	* Manhattan, Kan. (Bramlage Coliseum) - -	W	70-54	Mike Boynton Jr.	15 -- Isaac Likekele	Bruce Weber	15 -- Mike McGuirl
2/13/2021	* Stillwater (GIA) - 23	W	67-60	Mike Boynton Jr.	15 -- Cade Cunningham	Bruce Weber	15 -- Antonio Gordon
2/2/2022	* Manhattan, Kan. (Bramlage Coliseum) - -	L	68-71	Mike Boynton Jr.	22 -- Bryce Thompson	Bruce Weber	22 -- Nijel Pack
2/19/2022	* Stillwater (GIA) - -	W	82-79 ot	Mike Boynton Jr.	23 -- Bryce Thompson	Bruce Weber	16 -- Nijel Pack
1/10/2023	* Manhattan, Kan. (Bramlage Coliseum) 11	L	57-65	Mike Boynton Jr.	23 -- Kalib Boone	Jerome Tang	20 -- Markquis Nowell
2/25/2023	* Stillwater (GIA) 14	L	68-73	Mike Boynton Jr.	18 -- Kalib Boone	Jerome Tang	22 -- Markquis Nowell
1/20/2024	* <b>Manhattan, Kan. (Bramlage Coliseum)</b> - -			<b>Mike Boynton Jr.</b>		<b>Jerome Tang</b>	
2/3/2024	* <b>Stillwater (GIA)</b>			<b>Mike Boynton Jr.</b>		<b>Jerome Tang</b>	

\* = Big 12 game c = Big 12 tournament

### The Series with Kansas State:

- The teams will play twice in a 15-day span, with K-State making the return trip to Stillwater on Saturday, Feb. 3.
- This is meeting No. 145 in a series that began 102 years ago tomorrow (Jan. 21, 1922).
- K-State holds an 86-58 edge after sweeping OSU last year for the first time since 2019 (65-57 in Manhattan and 73-68 in Stillwater). Prior to that, the Cowboys had won five of the last six meetings.
- OSU is 19-42 all-time in Manhattan but holds a 12-15 mark at Bramlage Coliseum.
- OSU is 36-28 against the Cats in Stillwater (33-26 at GIA).
- Mike Boynton** is 5-7 vs. KSU (2-4 in Manhattan).

### Feb. 25, 2023 (Stillwater) - #14 KSU 73, OSU 68

Markquis Nowell (22 points, 8 assists) and Keyontae Johnson (17) combined for over half the scoring for the 11th-ranked Wildcats, who trailed by eight points near the 12:00-mark before catching fire.

### Jan. 10, 2023 (Manhattan) - #14 KSU 65, OSU 57

Markquis Nowell finished with 20 points for No. 14 K-State, which led by a point at the under-4:00 timeout but finished the game on a 9-1 run. OSU played its second game without 7-foot eraser Moussa Cisse.

### Feb. 19, 2022 (Stillwater) - OSU 82, KSU 79 ot

Bryce Thompson scored a career-high 23 and Avery Anderson III hit a game-winning triple with 3.5 seconds left in overtime.

### Feb. 2, 2022 (Manhattan) - KSU 71, OSU 68

K-State's Nijel Pack buried a game-winning three-pointer from the top of the key with 2.2 seconds left. Thompson scored 22 for OSU.

### Feb. 13, 2021 (Stillwater) - #23 OSU 67, KSU 60

OSU built a 35-19 halftime lead and coasted behind All-American Cade Cunningham's 15 points and five assists.

### Jan. 9, 2021 (Manhattan) - OSU 70, KSU 54

K-State successfully blanketed Cunningham, holding the star freshman to a season-low five points on three shots, but his supporting cast rose to the occasion. The Cowboys made their last 13 shots from the field.

### Scouting the Wildcats:

- Kansas State (13-4, 3-1 Big 12) is part of a four-way tie atop the Big 12 standings after wins over UCF, West Virginia and Baylor. The lone loss came at Texas Tech by point.
- Tuesday's 68-64 win over Baylor continued a remarkable run for the Wildcats who improved to 10-0 in overtime games under second-year head coach **Jerome Tang** (5-0 this season).
- Tang guided a K-State team picked last in the Big 12 preseason poll to a 26-10 record and the Elite Eight in 2022-23.
- K-State lost senior standouts **Markquis Nowell** and **Keyontae Johnson** to graduation but added a pair of difference-makers from the transfer portal in 6-7 junior **Arthur Kaluma** (14.7 ppg, 8.0 rpg) from Creighton and 5-11 senior **Taylor Perry** (15.3 ppg, 5.2 apg, 2.20 A:TO), the 2023 Conference USA Player of the Year at North Texas.
- Cam Carter** has been on of the Big 12's most-improved performers, averaging a team-best 16.6 points and 2.0 steals.
- That trio has combined for 47 of K-State's 74.8 points per game. All three are averaging at least 35 minutes.
- K-State has a KenPom top-25 defense. The Cats are limiting foes to less than 40% shooting (.395, 26th).

- Offensively, the Wildcats average a league-high 14.5 turnovers and are shooting just 43.4% from the field (31% from deep) but have the nation's 14th-best offensive rebounding percentage (.374).

### Matchup Mashup:

- K-State's **Taylor Perry** was part of the North Texas team that ended OSU's 2023 NIT run. Perry scored 23 points in the Mean Green's overtime win at Gallagher-Iba Arena.
- K-State assistant **Rodney Perry** served as associate head coach under Scott Sutton during the 2016-17 season at Oral Roberts.

### A Cowboy win would...

- Be their first in Big 12 play (1-4) and boost their overall record back to .500 (9-9).
- Be their first on the road this year (1-3).
- Be their sixth over K-State in the last nine meetings.
- Be their first in Manhattan since 2021 and make them 3-4 at Bramlage under Boynton.
- Be their first in three tries against Tang.

### Up Next: TCU

#### Tuesday, 8 p.m. CT (ESPN2)

- OSU is back home next week for Big 12 games against No. 19 TCU (13-4, 2-2 heading into its Saturday home game with Iowa State) and West Virginia (6-11, 1-3).
- TCU and OSU split last year's series with each side protecting its home court.
- OSU leads 29-13 all-time.

## CURRENT COWBOYS VS. KANSAS STATE (OSU Career Totals Only)

Player	Years	G	GS	MIN	FGM	FGA	FG%	3PM	3PA	3P%	FTM	FTA	FT%	OR	DR	TR	RPG	PF	AST	TO	BLK	STL	PTS	PPG
Bryce Thompson	2021-Pr.	4	4	139	26	54	.481	5	18	.278	4	9	.444	1	11	12	3.0	5	11	5	0	1	61	15.3
John-Michael Wright	2022-Pr.	2	2	64	5	20	.250	3	9	.333	2	2	1.000	1	1	2	1.0	7	0	1	0	3	15	7.5
Quion Williams	2022-Pr.	2	0	16	0	2	.000	0	2	.000	0	1	.000	1	3	4	2.0	1	1	0	0	0	0	0.0

# Game Notes

## NET RANKINGS

### OKLAHOMA STATE TEAM SHEET

(As of Jan. 18)

Quadrant 1		0-5	
H: 1-30 • N: 1-50 • A: 1-75			
Nov. 30	Creighton	15	L 65-79
Jan. 6	Baylor	12	ot L, 70-75
Jan. 9	@Texas Tech	39	L, 73-90
Jan. 13	@Iowa St.	10	L, 42-66
Jan. 16	Kansas	11	L, 66-90
Jan. 20	@Kansas St.	70	-
Jan. 30	@Kansas	11	-
Feb. 6	@Houston	1	-
Feb. 10	@Oklahoma	26	-
Feb. 17	BYU	4	-
Feb. 21	@Cincinnati	29	-
Feb. 24	Oklahoma	26	-
Mar. 2	@Texas	66	-
Mar. 9	@BYU	4	-

Quadrant 2		0-2	
H: 31-75 • N: 51-100 • A: 76-135			
Nov. 16	vs. St. Bonaventure	71	L 64-66
Dec. 5	@Southern Illinois	104	L 68-70
Jan. 23	TCU	32	-
Feb. 3	Kansas St.	70	-
Feb. 28	UCF	67	-
Mar. 5	Texas Tech	39	-

Quadrant 3		1-1	
H: 76-160 • N: 101-200 • A: 136-240			
Nov. 17	vs. Notre Dame	157	ot L 64-66
Dec. 10	Tulsa	188	W, 72-57

<b>Quadrant 4</b>		<b>7-1</b>	
H: 161-362 • N: 201-362 • A: 241-362			
Nov. 6	Abilene Christian	255	L 59-64
Nov. 12	Sam Houston	218	W 85-70
Nov. 20	New Orleans	315	W 96-68
Nov. 24	Houston Christian	349	W 92-65
Dec. 17	Oral Roberts	216	W, 81-60
Dec. 20	Wofford	181	W, 76-70
Dec. 31	South Carolina St.	334	W, 86-70
Jan. 3	Chicago St.	282	W, 72-53
Jan. 27	West Virginia	168	

### BIG 12 IN THE NET RANKINGS

(As of Jan. 18)

NET	Team	W-L	NET SOS
1	Houston	15-2	60
4	BYU	14-3	74
10	Iowa St.	13-4	97
11	Kansas	14-2	29
12	Baylor	13-3	36
26	Oklahoma	14-3	83
29	Cincinnati	13-4	88
32	TCU	13-4	72
39	Texas Tech	14-3	141
66	Texas	12-5	150
67	UCF	11-5	120
70	Kansas St.	13-4	118
140	Oklahoma St.	8-9	90
168	West Virginia	6-11	53

### Doing it with Defense:

- The Jan. 3 win over Chicago State marked the **102nd** time under seventh-year head coach **Mike Boynton Jr.** that the Cowboys have held their opponent under **40%** from the field.
- OSU is one of nine programs that have done it 100+ times in that span.
- OSU is **80-22** in those games and a perfect **6-0** this year.

### Since 2017-18 // Most Opponents Under 40% FG

School	Games	<40%
1 Houston	147	227 64.8%
2 UC-Irvine	122	209 58.4%
3 Tennessee	117	218 53.7%
4 San Diego St.	113	216 52.3%
5 Virginia	110	212 51.9%
6 Michigan St.	106	221 48.0%
7 Texas Tech	104	221 47.1%
8 <b>Oklahoma St.</b>	<b>102</b>	<b>213 47.9%</b>
9 Norfolk St.	101	208 48.6%

Through 1/18/2024

### OSU vs. Nationally-Ranked Opponents:

- The Big 12 boasts **eight** of the top-25 teams in this week's AP Poll. Great for the league. Not so great for OSU, which plays **12** of its **18** conference games against that group of schools, including a run of four straight to open things up.
- OSU notched **three** wins over AP top-25 opponents last season: No. 12 Iowa State and No. 15 TCU at home and No. 11 Iowa State in Ames but is still in search of its first in 2023-24.
- Head coach **Mike Boynton Jr.** has posted **23** wins over nationally-ranked foes – third-most in OSU history behind hall of famers **Eddie Sutton** (49) and **Henry Iba** (27). **12** of his victories have come inside Gallagher-Iba Arena.
- All-time OSU is **76-83** on its home floor against nationally-ranked teams.

### Stacking Blocks:

- OSU freshman **Brandon Garrison** ranks third on the Big 12 leaderboard in blocks (1.65).
- A Cowboy has led the league in that category three times in the last five seasons: **Moussa Cisse** in 2022 (1.9) and 2023 (1.9) and **Yor Anei** in 2019 (2.7).
- Rim protection has been a point of pride under seventh-year head coach **Mike Boynton Jr.** whose teams led the Big 12 in blocks per game in each of the three previous seasons.
- His Cowboys have blocked **522** shots since the start of the 2020-21 season (**top-20** nationally).

## OSU'S RECORD...

	'23-24	Boynton	Streak
Overall	8-9	115-98	L4
Non-Conference (Reg.)	8-5	58-26	W5
Big 12 Reg. Season	0-4	47-65	L4
Big 12 Tournament	-	5-4	L1
Postseason	-	5-3	L1
Home	7-4	72-37	L2
Away	0-3	26-46	L3
Neutral	1-2	17-15	W1
vs. AP Top 25	0-3	23-44	L5
Shooting 50% or better	3-0	33-4	W3
Shooting <50%	5-9	82-94	L4
Outshooting (or matching) foe	7-2	99-27	L1
Outshot	1-7	16-71	L3
Opponent shoots 50% or better	0-3	3-28	L8
Opponent shoots < 40%	5-1	80-22	W6
Outrebounding opponent	6-2	82-32	W4
Outrebounded	2-6	36-66	L4
Rebounds Even	0-1	4-6	-
Committing fewer turnovers	4-3	48-43	W2
Committing more turnovers	2-7	58-48	L5
Turnovers even	1-0	8-8	-
Forcing < 10 turnovers	0-5	5-21	L5
Forcing 10-14 turnovers	6-4	52-37	--
Forcing 15-19 turnovers	0-1	42-27	--
Forcing 20+ turnovers	1-0	15-14	W1
Outscoring opp. at FT line	3-3	73-28	L2
Outscored at FT line	5-5	37-64	L2
Free throws even	1-0	5-6	--
Scoring 80+ points	5-0	48-8	W12
Scoring 90+ points	2-0	11-0	W11+
Scoring 100+ points	-	2-0	W2+
Opponent scores < 50 points	-	8-0	W8+
Opponent scores < 60 points	2-0	38-5	W6
Opponent scores < 70 points	5-4	80-27	L1
Opponent scores < 80 points	8-7	108-66	L2
Opponent scores 80+ points	0-2	6-32	L8
Opponent scores 90+ points	0-2	2-7	L3
Opponent scores 100+ points	-	0-2	L2+
Overtime Games	0-2	9-8	L6
One Possession Games (1-3 pts)	0-3	17-19	L3
Margin of 5 points or less	0-5	32-33	L5
Single-digit margins	1-5	59-47	L1
Double-digit margins	7-4	56-50	--
20+ point margins	3-2	23-12	--
Sunday	4-0		
Monday	1-1		
Tuesday	1-3		
Wednesday	1-0		
Thursday	0-2		
Friday	1-1		
Saturday	0-2		
November	3-4	33-11	L1
December	4-1	20-17	W4
January	1-4	21-34	L4
February	-	21-27	L5
March	-	20-9	L1
Before Noon	-		
Noon to 6 p.m. Local	5-2		
6-8 p.m. Local	3-3		
After 8 p.m. Local	0-4		



## Head Coach Mike Boynton Jr.



- **"Let's Work!"** More than just a cliché team slogan, this defense-first, blue collar mentality is the foundation for seventh-year head coach **Mike Boynton Jr.**'s program at Oklahoma State.
- The 41-year-old Brooklyn native has guided the program to **five** postseason victories during his tenure along with **three** 20-win campaigns while winning the hearts and minds of the OSU community.
- The 2021 Cowboys finished with a No. 11 ranking and reached the second round of the NCAA tournament, while the 2018 and 2023 squads both advanced to the NIT quarterfinals.
- OSU's Nov. 12, 2023 win over Sam Houston State was Boynton's **108th** and moved him into sole possession of fourth on OSU's career wins list.
- Boynton's **23** wins over nationally-ranked teams are the third-most in OSU history behind Eddie Sutton (49) and Henry Iba (27) and **11** of those victories have come against top-10 foes.
- Boynton's teams have led the Big 12 in blocked shots and finished among the top-20 in KenPom's defensive efficiency rankings in each of the last **three** seasons.
- Known as one of college basketball's good guys, Boynton was a finalist for the 2021 Skip Prosser Man of the Year, given annually to a head coach who exhibits strong moral character. Core values of his program center on **respect, appreciation, accountability and discipline.**
- In his first six seasons as the helm, Boynton has mentored **10** All-Big 12 selections and **22** academic all-conference honorees, including **Cade Cunningham**, who earned consensus First Team All-American, National Freshman of the Year and Big 12 Player of the Year honors during a standout 2020-21 season.

### Cowboys in the Pros:

- Cunningham – drafted No. 1 overall by the Detroit Pistons – is one of three Boynton Era Cowboys who have gone on to play in the NBA, joined by **Cameron McGriff** (Blazers) and **Lindy Waters III** (Thunder).

### On the Recruiting Trail:

- Boynton's tireless work ethic extends to all areas of the Cowboy program but has been most evident on the recruiting trail. Since November, 2019 he's signed **three** five-star and **12** four-star recruits, including Cunningham – the No. 1 recruit in the Class of 2020 and winner of the Naismith Trophy as the nation's best high school player.
- OSU's 2023 class (which has been ranked as high as seventh by national pundits) is Boynton's highest-rated, edging out the 2020 group. The front court trio of **Brandon Garrison** (Rivals No. 30), **Eric Dailey Jr.** (247Sports, No. 33) and **Justin McBride** (Rivals No. 79) all earned four-star grades, while guards **Jamyron Keller** (Rivals No. 134) and **Connor Dow** were three-star prospects. Not included in that ranking was redshirt freshman **Isaiah Miranda**, who ranked as high as 29th in that class before reclassifying.
- Garrison joined current Cowboy senior **Bryce Thompson** and Cunningham as former McDonald's All-Americans have who have gone on to play for Boynton.

### Rivals 2023 Recruiting Class Rankings

School	5-Star	4-Star	3-Star
1. Duke	4	0	0
2. Southern Cal	1	2	0
3. Connecticut	1	4	0
4. Michigan St.	1	3	0
5. Iowa St.	1	3	1
6. Oregon	2	1	0
7. <b>Oklahoma St.</b>	<b>0</b>	<b>3</b>	<b>2</b>
8. Louisville	1	2	0
9. Maryland	0	3	1
10. Memphis	0	4	0

### Boynton's Top-25 Signing Classes

2019 (25th)  
2020 (10th)  
2023 (7th)

### Boynton with USA Basketball:

- Boynton has been active with USA Basketball in each of the last three off seasons, serving as an assistant coach for the United States and the 2023 FIBA U19 World Cup in Hungary and the 2022 FIBA U18 Americas in Tijuana, Mexico. The latter team – which included Dailey and Garrison – won a gold medal. In the summer of 2021, Boynton served as a court coach for the U19 National Team training camp in Fort Worth, Texas.

### Cowboys in the Classroom:

- As a first-generation college graduate, academics are near and dear to Boynton's heart and play an important role within his program. In his first six years, OSU has had **22** Academic All-Big 12 selections, including a school-record **seven** honorees in 2022-23. The Cowboys collectively posted a **3.01** GPA during the 2022-23 academic year to earn the NABC's coveted Academic Team Excellence Award.

## THE BOYNTON FILE

### YEAR-BY-YEAR

Season	Overall	Big 12	Postseason
2017-18	21-15	8-10	2-1, NIT QF
2018-19	12-20	5-13	-
2019-20	18-14	7-11	canceled
2020-21	21-9	11-7	1-1, NCAA 32
2021-22	15-15	8-10	ineligible
2022-23	20-16	8-10	2-1, NIT QF
<b>2023-24</b>	<b>8-9</b>	<b>0-4</b>	
<b>Totals</b>	<b>115-98</b>	<b>47-65</b>	<b>5-3</b>

### COACHING RESUME

2017-Pr.	Head Coach, Oklahoma State
2016-17	Assistant Coach, Oklahoma State
2013-16	Assistant Coach, Stephen F. Austin
2018-13	Assistant Coach, South Carolina
2007-08	Associated Head Coach, Wofford
2005-07	Assistant Coach, Coastal Carolina
2004-05	Graduate Assistant, Furman

### COACHING HONORS

2021	Jim Phelan National COY finalist
2021	Skip Prosser Man of the Year finalist

### WITH USA BASKETBALL

2023	Assistant Coach / FIBA U19 World Cup
2022	Assistant / FIBA U18 Americas*
2021	Court Coach/ FIBA U19 Training Camp

\*=Gold medalists

### PERSONAL INFO

Birthdate:	Jan. 17, 1982
Hometown:	Brooklyn, New York
Wife:	Jenny, Children: Ace & Zoe
Alma Mater:	South Carolina, '03 (African American Studies)
	• Four-year letterman (2000-04)
	• Ranks among USC career leaders in games (125)
	• Made 79 threes on 40.6% accuracy as a senior and led the Gamecocks to an NCAA tournament appearance.

### BOYNTON ERA MILESTONES

#### Nov. 10, 2017 -- Stillwater/GIA

OSU 78, Pepperdine 47  
Boynton's first win as head coach; First at GIA

#### Dec. 16, 2017 -- Sunrise, Fla.

OSU 71, #19 Florida State 70  
First win over a nationally-ranked opponent

#### Jan. 6, 2017 -- Stillwater/GIA

OSU 96, Iowa State 87  
First Big 12 win

#### Mar. 3, 2017 -- Stillwater/GIA

OSU 82, #6 Kansas 64  
First Big 12 team to sweep Kansas since 2004

#### Mar. 19, 2021 -- Indianapolis

OSU 69, Liberty 62  
First NCAA tournament win

#### Jan. 15, 2022 -- Waco, Texas

OSU 61, #1 Baylor 54  
Program's first road win over AP No. 1

#### Feb. 1, 2023 -- Norman, Okla.

OSU 71, Oklahoma 61  
100th career victory



## National Rankings &amp; Leaderboards

## POLL WATCH

## Associated Press Poll, Jan. 15

Team	Record	Points	Last
1 UConn (39)	15-2	1,542	4
2 Purdue (20)	15-2	1,506	1
3 <b>Kansas (3)</b>	<b>14-2</b>	<b>1,426</b>	<b>3</b>
4 North Carolina (1)	13-3	1,407	7
5 <b>Houston</b>	<b>14-2</b>	<b>1,236</b>	<b>2</b>
6 Tennessee	12-4	1,147	5
7 Duke	13-3	1,130	11
8 Kentucky	12-3	1,123	6
9 <b>Baylor</b>	<b>14-2</b>	<b>1,055</b>	<b>14</b>
10 Memphis	15-2	987	13
11 Wisconsin	13-3	948	15
12 Arizona	12-4	918	8
13 Auburn	14-2	905	16
14 Illinois	12-4	660	10
15 <b>Oklahoma</b>	<b>13-3</b>	<b>633</b>	<b>9</b>
16 Utah State	16-1	538	20
17 Marquette	11-5	516	11
18 <b>Creighton</b>	<b>13-4</b>	<b>433</b>	<b>22</b>
19 <b>TCU</b>	<b>13-3</b>	<b>293</b>	<b>NR</b>
20 <b>BYU</b>	<b>13-3</b>	<b>270</b>	<b>18</b>
21 Dayton	13-2	261	NR
22 Ole Miss	15-1	236	NR
23 FAU	13-4	221	24
24 <b>Iowa State</b>	<b>13-3</b>	<b>195</b>	<b>NR</b>
25 <b>Texas Tech</b>	<b>14-2</b>	<b>191</b>	<b>NR</b>

Others receiving votes: Colorado State 169, San Diego State 153, Seton Hall 89, Alabama 60, Grand Canyon 49, Clemson 38, Nevada 22, Boise State 22, **Texas 20**, Oregon 17, St. John's 15, New Mexico 14, NC State 8, Gonzaga 5, Princeton 5, Mississippi State 3, Utah 3, South Carolina 2, Villanova 2, McNeese 1, James Madison 1

## USA Today Coaches Poll, Jan. 15

Team	Record	Points	Last
1 UConn (20)	15-2	785	4
2 Purdue (12)	15-2	762	1
3 North Carolina	13-3	717	7
4 <b>Kansas</b>	<b>14-2</b>	<b>713</b>	<b>3</b>
5 <b>Houston</b>	<b>14-2</b>	<b>619</b>	<b>2</b>
6 Duke	13-3	590	11
7 Tennessee	12-4	574	5
8 Wisconsin	13-3	533	15
9 <b>Baylor</b>	<b>14-2</b>	<b>523</b>	<b>14</b>
10 Kentucky	12-3	514	6
11 Auburn	14-2	509	16
12 Memphis	15-2	489	13
13 Arizona	12-4	424	8
14 Illinois	12-4	319	10
15 <b>Creighton</b>	<b>13-4</b>	<b>261</b>	<b>20</b>
16 <b>Oklahoma</b>	<b>13-3</b>	<b>239</b>	<b>9</b>
17 Utah State	16-1	238	23
18 Marquette	11-5	214	12
19 <b>BYU</b>	<b>13-3</b>	<b>174</b>	<b>17</b>
20 <b>Iowa State</b>	<b>13-3</b>	<b>152</b>	<b>NR</b>
21 Ole Miss	15-1	151	23
22 <b>TCU</b>	<b>13-3</b>	<b>150</b>	<b>NR</b>
23 Dayton	13-2	130	NR
24 San Diego State	14-3	102	19
25 <b>Texas Tech</b>	<b>14-2</b>	<b>92</b>	<b>NR</b>

Others receiving votes: Colorado State 81, Florida Atlantic 67, Alabama 60, Seton Hall 40, Clemson 39, Grand Canyon 34, **Texas 20**, Nevada 14, Gonzaga 11, Oregon 10, NC State 9, James Madison 8, Villanova 8, Princeton 7, St. John's 6, Florida State 4, Nebraska 2, Wake Forest 2, Florida 2, Indiana State 1, New Mexico 1

## OSU ON THE LEADERBOARDS (as of Jan. 18)

Team Statistics	NCAA	B12	Tot.	Big 12 Leader(s)	NCAA Leader(s)
Three Pointers Per Game (351 ranked)	45	2	9.1	BYU 12.4	BYU 12.4
Three Point Attempts Per Game (351 ranked)	55	2	25.4	BYU 33.5	North Florida 34.9
Effective FG pct (351 ranked)	94	9	0.531	BYU 0.572	Indiana St. 0.616
Three Point Percentage (351 ranked)	95	6	35.7	Baylor 40.4	Indiana St. 41.3
Assists Per Game (351 ranked)	100	9	14.8	BYU 21.0	BYU 21.0
Fouls Per Game (351 ranked)	104	8	15.9	Texas Tech 13.3	Creighton 10.9
Rebound Margin (351 ranked)	107	11	3.4	Cincinnati 10.9	Arizona 13.4
Rebounds (Defensive) Per Game (351 ranked)	118	6	26.35	BYU 29.71	UT Martin 31.78
Scoring Defense (351 ranked)	119	13	69.4	Houston 51.5	Houston 51.5
Bench Points per game (351 ranked)	131	7	22.65	BYU 34.88	A&M-Corpus Christi 38.47
Three Point Percentage Defense (351 ranked)	134	9	32.3	BYU 27.2	SMU 25.5
Fastbreak Points (351 ranked)	155	10	10.65	TCU 22.24	TCU 22.24
Field Goal Percentage (351 ranked)	157	10	45.3	Kansas 50.9	Wright St. 53.3
Scoring Margin (351 ranked)	181	13	3.1	Houston 23.4	Houston 23.4
Rebounds Per Game (351 ranked)	184	12	36.12	BYU 42.41	Florida 44.94
Assist/Turnover Ratio (351 ranked)	196	11	1.07	BYU 1.95	Iowa 1.98
Field Goal Percentage Defense (351 ranked)	203	13	43.7	Houston 35.3	Houston 35.3
Blocks Per Game (351 ranked)	212	12	3.1	UCF 5.6	Arkansas 6.7
Winning Percentage (350 ranked)	220	13	47.1	Houston/Kansas 88.2	Grand Canyon 94.1
Scoring Offense (351 ranked)	240	13	72.4	BYU 85.7	Kentucky 90.8
Turnovers Forced Per Game (351 ranked)	245	13	11.65	Iowa St. 18.12	FIU 18.89
Rebounds (Offensive) Per Game (351 ranked)	246	13	9.76	Houston 15.12	Texas A&M 18.76
Steals Per Game (351 ranked)	258	12	6.1	Iowa St. 11.0	Bethune-Cookman 11.8
Free Throw Attempts Per Game (351 ranked)	280	13	16.9	Iowa St. 23.7	Winthrop 28.1
Turnovers Per Game (351 ranked)	301	13	13.8	Houston 9.2	Virginia 8.2
Free Throws Made Per Game (351 ranked)	306	13	11.2	Iowa St. 16.6	High Point 20.6
Free Throw Percentage (351 ranked)	307	14	66.3	Texas Tech 76.5	Villanova 81.8
Turnover Margin (351 ranked)	309	14	-2.2	Houston 7.8	Purdue Fort Wayne 7.9

Individual Statistics	Player	NCAA	B12	Tot.	Big 12 Leader(s)
Free Throw Percentage (350 ranked)	Javon Small	43	2	87.7	Taylor Perry, Kansas St. 93.3
Blocks (316 ranked)	Brandon Garrison	68	3	28	Ibrahima Diallo, UCF 34
Blocks Per Game (347 ranked)	Brandon Garrison	74	3	1.65	Ibrahima Diallo, UCF 2.13
Assists Per Game (349 ranked)	Javon Small	85	9	4.5	Dajuan Harris Jr., Kansas 6.9
Assists (339 ranked)	Javon Small	111	11	72	Dajuan Harris Jr., Kansas 117
Three Pointers Per Game (345 ranked)	Javon Small	213	9	2.13	Max Abmas, Texas 3.18
Assist/Turnover Ratio (350 ranked)	Javon Small	224	17	1.67	Aly Khalifa, BYU 4.54
Double Doubles (375 ranked)	Eric Dailey Jr.	232	9	2	Hunter Dickinson, Kansas 10
Double Doubles (375 ranked)	Quion Williams	232	9	2	Hunter Dickinson, Kansas 10
Steals (308 ranked)	Quion Williams	237	13	25	Tamin Lipsey, Iowa St. 57
Total 3-point FGM (308 ranked)	Javon Small	242	10	34	Max Abmas, Texas 54
Steals Per Game (338 ranked)	Quion Williams	249	13	1.47	Tamin Lipsey, Iowa St. 3.35
Three Pointers Per Game (345 ranked)	Bryce Thompson	257	11	2	Max Abmas, Texas 3.18
Rebounds (Defensive) Per Game (349 ranked)	Javon Small	259	9	4.63	Hunter Dickinson, Kansas 8.94
Minutes Per Game (350 ranked)	Javon Small	274	11	31:55	Taylor Perry, Kansas St. 36:43
Rebounds Per Game (347 ranked)	Quion Williams	297	14	6.2	Hunter Dickinson, Kansas 11.7
Rebounds (345 ranked)	Quion Williams	301	13	105	Hunter Dickinson, Kansas 199
Three Point Attempts (342 ranked)	Javon Small	302	13	88	Taylor Perry, Kansas St. 148
Rebounds (Defensive) Per Game (349 ranked)	Brandon Garrison	319	12	4.35	Hunter Dickinson, Kansas 8.94
Rebounds (Defensive) Per Game (349 ranked)	Quion Williams	319	12	4.35	Hunter Dickinson, Kansas 8.94
Free Throws (346 ranked)	Javon Small	321	13	50	Kevin McCullar Jr., Kansas 94
Rebounds (345 ranked)	Brandon Garrison	345	14	101	Hunter Dickinson, Kansas 199
Rebounds Per Game (347 ranked)	Brandon Garrison	347	15	5.9	Hunter Dickinson, Kansas 11.7
Double Doubles (375 ranked)	Brandon Garrison	375	20	1	Hunter Dickinson, Kansas 10
Double Doubles (375 ranked)	Mike Marsh	375	20	1	Hunter Dickinson, Kansas 10
Double Doubles (375 ranked)	Javon Small	375	20	1	Hunter Dickinson, Kansas 10
Field Goal Attempts (350 ranked)	-	-	-	-	Cam Carter, Kansas St. 246
Field Goal Percentage (350 ranked)	-	-	-	-	KJ Adams, Jr., Kansas 62.2
Field Goals (339 ranked)	-	-	-	-	Hunter Dickinson, Kansas 139
Free Throw Attempts (332 ranked)	-	-	-	-	Kevin McCullar Jr., Kansas 111
Points (340 ranked)	-	-	-	-	Kevin McCullar Jr., Kansas 336
Points Per Game (350 ranked)	-	-	-	-	Kevin McCullar Jr., Kansas 19.8
Rebounds (Offensive) Per Game (350 ranked)	-	-	-	-	Sam Godwin, Oklahoma 3.56
Three Point Percentage (105 ranked)	-	-	-	-	Trevin Knell, BYU 47

Leaderboards are updated daily throughout the season at stats.ncaa.org

For averages, players must have competed in at least 75% of his team's games.

Other minimums also apply: FG% (5.0 FGM/game), 3Pt% (2.5 3FGM/game), FT% (2.5 FTM/game), A:TO Ratio (3.0 APG)

## Game Notes

### Stacking Up with the Best

- OSU's **John-Michael Wright** and **Jarius Hicklen** entered the week ranked among the NCAA's active leaders in several categories. Both are in their fifth seasons of eligibility, due to COVID-19.
- Wright -- who played his first three years at High Point -- needs just **47** points to reach 2,000.
- Hicklen -- who played two years each at Oklahoma Baptist and North Florida -- and Wright have both made over 250 career threes.

#### NCAA DI\* Active Leaders // Career Points

Player	School	Points
1. Max Abmas	Texas	2,865
2. Jahmir Young	Maryland	2,328
3. Isaiah Stevens	Colorado St.	2,065
4. Armando Bacot	North Carolina	2,061
4. Travis Ewee	Rice	2,051
6. Elijah Pepper	UC Davis	1,996
8. Antonio Reeves	Kentucky	1,993
9. Tyler Thomas	Hofstra	1,980
10. Dae Dae Grant	Duquesne	1,956
<b>10. John-Michael Wright</b>	<b>Oklahoma St.</b>	<b>1,953</b>

#### Wright on the NCAA's Active Career Lists

Category	Total	DI*	ALL
Total Points	1,953	10th	22nd
Field Goals	648	22nd	39th
Free Throws	394	21st	38th
3-Pointers	261	33rd	46th

#### Hicklen on the NCAA's Active Career Lists

Category	Total	DI*	ALL
3-Point FGM/Game	2.56	16th^	-
3-Point FGM	200 (281 total)	94th	32nd

\*=Totals accumulated while playing for a DI school  
^=Hicklen has made 200 threes in 78 DI games.  
Through Jan. 18, 2024

### The Notorious BG:

- Brandon Garrison** was 7-for-7 from the field and knocked down all six at the stripe in the overtime loss to Baylor.
- Garrison was the first player in nearly a decade to score 20 points in a Big 12 Conference game without missing a shot (field goal or free throw). Baylor's **Royce O'Neale** was the last to do it on Feb. 22, 2014 at West Virginia (22 pts, 8/8 FG, 2/2 FT).
- Garrison is also the first Cowboy since **Bryant "Big Country" Reeves** to finish 6-for-6 or better in both the field goal and free throw columns. Reeves was 10-for-10 from the field and made all six free throws in a Dec. 9, 1992 win over Tulsa.

#### Big 12 Players w/ 20+ Points, No Misses (2010-Present)

Player	School, Opponent (Date)
<b>Brandon Garrison *</b>	<b>OSU vs. Baylor (1/6/24)</b> <b>20 Points, 7/7 FG, 6/6 FT</b>
Keyontae Johnson	Kansas St. at Butler (11/30/22) 20 Points, 9/9 FG, 0/0 FT
Royce O'Neale *	Baylor at W. Virginia (2/22/14) 22 Points, 8/8 FG, 2/2 FT
Robert Lewandowski	Texas Tech vs. SFA (11/19/10) 20 Points, 9/9 FG, 2/2 FT
Scott Christopherson	Iowa State vs. Drake (11/17/10) 29 Points, 11/11 FG, 2/2 FT

Data Source: College Basketball Reference Play Index  
\* = Big 12 Conference game

### OKC Native is OSU's First 2024 Signee:

- Another of Oklahoma's own will suit up for the Cowboys next fall. 6-foot-4 playmaker **Jeremiah Johnson** made his Oklahoma State commitment official on Nov. 8 by signing an NLI.
- Originally from Oklahoma City, Johnson played for Utah-based Wasatch Academy last spring in the National Interscholastic Basketball League and will further test himself this year in the Overtime Elite League while competing for PHHoenix (AZ) Prep.
- Johnson is a four-star recruit, per ESPN, and 247Sports rates him the No. 141 prospect in the Class of 2024. He chose the Cowboys over finalists LSU, SMU, Saint Louis and TCU.

### Boynton on Johnson:

- "We're excited for another homegrown Oklahoma athlete to decide Stillwater is the place to be. Jeremiah Johnson has had a heck of a journey. He's endured setbacks but shown tremendous resiliency. We look forward to his continued growth once he gets to campus. Jeremiah is a high-level athlete and competitor. He's driven to be his best and wants to win above anything else. His versatility will be a great asset. He can function as a both scorer and as a playmaker and shot creator for his teammates."*

### Pro Pokes:

- Three former Cowboys are on NBA rosters:
- Cade Cunningham** -- the 2021 Big 12 Player of the Year and No. 1 overall draft pick -- has become the face of the Detroit Pistons franchise. The third-year pro missed most of last year due to injury but is averaging 23.5 points and 7.2 assists through the first two months.
- After eight years as a Boston Celtics, **Marcus Smart** was traded to the Memphis Grizzlies over the off-season. The 2022 NBA Defensive Player of the Year missed some time to a foot injury but has otherwise averaged 13.5 points, 4.6 assists and 2.2 steals per game.
- Lindy Waters III** has carved out a niche as a sharp-shooter. He's spent parts of the last three seasons with the Oklahoma City Thunder.

### Other Former Cowboys Currently in the Pros:

Courtesy of Eurobasket; Bold = Has played NBA minutes

#### Player (Years at OSU)-- Club (Country)

Anthony Allen (2014-16)	-	Correcaminos UAT Victoria (Mexico)
<b>James Anderson</b> (2007-10)	-	Manisa (Turkey)
Caleb Asberry (2022-23)	-	Leicester Raiders (UK)
<b>Markel Brown</b> (2010-14)	-	Girona (Spain)
Jeffrey Carroll (2013-17)	-	Heidelberg (Germany)
Michael Cobbins (2010-15)	-	Brescia (Italy)
Davon Dillard (2015-18)	-	Kitchener-Waterloo (Canada)
Marcus Dove (2004-08)	-	Tokyo Utd (Japan)
<b>Jawun Evans</b> (2015-17)	-	WKS Slask Wroclaw (Poland)
Leyton Hammonds (2013-17)	-	Besiktas (Turkey)
Anthony Hickey (2014-15)	-	Cantu (Italy)
Isaac Likekele (2018-22)	-	Fyllingen (Norway)
<b>Cameron McGriff</b> (2016-20)	-	Le Mans Sarthe (France)
Le'Bryan Nash (2011-15)	-	Bucaris de Bucaramanga (Colombia)
Chris Olivier (2015-16)	-	Shanan Utd (Japan)
Tavarius Shine (2014-18)	-	Al Hilal (Saudi Arabia)
Yankuba Sima (2017-18)	-	Unicaja (Spain)
Kendall Smith (2017-18)	-	PAOK (Greece)
Bryce Williams (2020-22)	-	Club Valle (Ecuador)

## NOTING THE PROGRAM

- Cowboy Basketball enjoys a rich history with two national championships (1945 & 1946) and five representatives in the Naismith Memorial Basketball Hall of Fame.
- OSU was the first Division I men's basketball program to win back-to-back national titles. Then known as the Aggies of Oklahoma A&M, they defeated NYU, 49-45, in the 1945 NCAA tournament title game and downed North Carolina, 43-40, for the 1946 crown. Both games were played at Madison Square Garden.
- Gallagher-Iba Arena is often referred to as The Madison Square Garden of the Plains. The historic venue enters its 85th season of use in 2023-24. Cowboy teams are 850-256 all-time. A 2000 renovation doubled the building's capacity of the while preserving its history and sightlines.

#### NAISMITH HALL OF FAMERS

Bob Kurland	Enshrined in 1961
Mr. Henry Iba	Enshrined in 1969
Don Haskins	Enshrined in 1997
Bill Self	Enshrined in 2017
Eddie Sutton	Enshrined in 2020

#### COLLEGE BASKETBALL HALL OF FAMERS

Don Haskins	Inducted in 2006
Mr. Henry Iba	Inducted in 2006
Bob Kurland	Inducted in 2006
Eddie Sutton	Inducted in 2011

- Mr. Henry Iba** was one of college basketball first great head coaches, responsible for pioneering modern concepts such as a patterned, motion offense. He was also the first to incorporate the help principles of zone defense with man-to-man defense. Iba won 752 games over his 40-year career -- the last 36 of which came in Stillwater.
- A three-time All-American from 1943-46 and the Most Outstanding Player on each of OSU's national title winners, **Bob Kurland's** not only left his mark in college basketball's record book but also its rule book. One of the game's first 7-footers was known to routinely leap up and grab opponent shots before they hit the rim, leading the creation of the goaltending rule.
- Kurland is also credited with college basketball's first dunk during a 1944 road game at Temple. *"The ball happened to be under the basket. I got it up and stuffed it in. That started it, I guess,"* he told the Orlando Sentinel in 2012. *"It was an unintentional accident. It wasn't planned, just a spontaneous play in Philadelphia."*
- Eddie Sutton** played and coached under Iba in the 1950s and returned in 1990 to lead OSU back to national prominence with Final Fours in 1994 and 2005. OSU's court is named in his honor.
- Before he coached Texas Western to the 1967 national title and inspired the motion picture Glory Road, **Don Haskins** played for Iba at OSU. The 1952 graduate lettered three years for the Aggies and played on two NCAA semifinalists.
- Kansas head coach **Bill Self** played four years at OSU (1981-85) and spent seven years as an OSU assistant under Sutton (1986-93) before landing his first head coaching job at ORU.

## Player Bios



# 1 Bryce Thompson

6-6 | 205 | SR-2L | G | Tulsa, Okla. | Booker T. Washington HS / Kansas

### Thompson's Career Statistics

Season	School	GP-GS	MIN/MPG	FGM-A	FG%	3FGM-A	3FG%	FTM-A	FT%	OR	DR	TR	RPG	PF-FO	A	TO	BLK	STL	TP	PPG
2020-21	Kansas (Fr.)	20-4	343/17.2	36-102	.353	8-36	.222	11-17	.647	5	25	30	1.5	30-0	22	21	3	7	91	4.6
2021-22	OSU (So.)	29-25	759/26.2	119-288	.413	29-100	.290	40-60	.667	13	53	66	2.3	54-0	32	36	4	17	307	10.6
2022-23	OSU (Jr.)	36-36	1098/30.5	161-411	.392	61-165	.370	41-75	.547	8	87	95	2.6	82-1	93	93	4	22	424	11.8
<b>2023-24</b>	<b>OSU (Sr.)</b>	<b>13-12</b>	<b>369/28.4</b>	<b>59-141</b>	<b>.418</b>	<b>25-68</b>	<b>.368</b>	<b>21-34</b>	<b>.618</b>	<b>8</b>	<b>19</b>	<b>27</b>	<b>2.1</b>	<b>26-0</b>	<b>22</b>	<b>26</b>	<b>2</b>	<b>9</b>	<b>164</b>	<b>12.6</b>
<b>OSU TOTALS</b>		<b>78-73</b>	<b>2227/28.5</b>	<b>339-840</b>	<b>.404</b>	<b>115-333</b>	<b>.345</b>	<b>102-169</b>	<b>.604</b>	<b>29</b>	<b>159</b>	<b>188</b>	<b>2.4</b>	<b>162-1</b>	<b>147</b>	<b>155</b>	<b>10</b>	<b>48</b>	<b>895</b>	<b>11.5</b>
NCAA TOTALS		98-77	2570/26.2	375-942	.398	123-369	.333	113-186	.608	34	184	218	2.2	192-1	169	176	13	55	986	10.1

### Thompson's OSU Bests

Points	23	KANSAS ST. (2/19/22)
Rebounds	9	OKLAHOMA (1/18/23)
FG Made	10	at Kansas St. (2/2/22)
FG Attempts	18	at Texas (1/22/22)
3-Point FGM	7	at Kansas (12/31/22)
3-Point Att.	11	EASTERN WASH. (3/19/23)
FT Made	7	<b>KANSAS (1/17/24)</b>
FT Attempts	8	<b>3x, Last: KANSAS (1/17/24)</b>
Assists	6	A&M-CC (12/20/22)
Steals	4	TEXAS TECH (2/8/23)
Blocks	2	IOWA ST (2/11/21)
Minutes	41:53	BAYLOR (1/6/24) in OT

### Misc. Totals

10+ Points	9	46
20+ Points	1	7
30+ Points	-	-
10+ Rebounds	-	-
10+ Assists	-	-
Double-Doubles	-	-
Dunks	3	
Fouls Drawn	48	
Points Leader	8	19
Rebound Leader	-	1
Assist Leader	2	17

### 2023-24 Game-by-Game

Date	Opponent	GS	Min	FG	3Pt	FT	OR	DR	TR	PF	A	TO	Blk	Stl	TP
N.6	Abilene Chrst.	*	27	8-15	1-3	2-7	0	3	3	3	1	3	0	1	19
N.12	Sam Houston		21	6-11	4-5	1-2	1	1	2	1	3	1	0	0	17
N.16	vs. St. Bonaventure	*	16	2-6	1-4	2-2	0	0	0	1	2	1	0	0	7
N.17	vs. Notre Dame		dnp												
N.20	New Orleans		dnp												
N.24	Houston Chrst.		dnp												
N.30	Creighton	*	21	3-8	1-2	0-0	0	0	0	4	0	1	0	0	7
D.5	at Southern Ill.	*	31	3-13	0-5	0-0	0	1	1	1	0	0	0	1	6
D.10	vs. Tulsa	*	24	3-8	1-5	0-0	1	1	2	2	2	6	0	1	7
D.17	Oral Roberts	*	24	4-11	4-9	1-2	2	0	2	1	4	1	0	1	13
D.20	Wofford	*	34	6-12	5-7	2-2	1	3	4	1	3	0	0	3	19
D.31	S. Carolina St.	*	32	5-11	4-9	3-5	0	4	4	1	3	1	1	2	17
J.3	Chicago St.	*	33	4-11	2-7	3-3	1	1	2	1	0	2	0	0	13
J.6	Baylor^	*	42	5-16	0-6	5-5	0	2	2	3	2	2	0	0	15
J.9	at Texas Tech^	*	39	7-11	1-3	2-4	1	2	3	3	2	3	1	0	17
J.13	at Iowa St.^	*	25	3-8	1-3	0-2	1	1	2	4	0	5	0	0	7
J.16	Kansas^	*	30	5-11	3-7	7-8	0	1	1	4	2	1	0	2	20
J.20	at Kansas St.^														
J.23	TCU^														
J.27	West Virginia^														
J.30	at Kansas^														
F.3	Kansas St.^														
F.6	at Houston^														
F.10	at Oklahoma^														
F.17	BYU^														
F.21	at Cincinnati^														
F.24	Oklahoma^														
F.28	UCF^														
M. 2	at Texas^														
M. 5	Texas Tech^														
M. 9	at BYU^														

### Profile:

- OSU's leading scorer last year (11.2 ppg) has two seasons of eligibility remaining.
- Started all 36 games in 2022-23 and averaged a team-high 11.2 points along with 2.6 assists and 1.1 steals in 28.5 minutes. Scored in double-figures 22 times and topped 20 on three occasions.
- Second Team Academic All-Big 12.
- Knocked down 61 threes (1.69-per-game) on 37.0% accuracy.
- Averaged 12.4 ppg in Big 12 play and ranked sixth among conference regulars in three-point percentage (.393, 33-of-84).
- Shot a combined 44.2% from three in OSU's 20 wins (42-of-95).
- Averaged 16.5 points in OSU's two NIT wins, including a 22-point effort in the second round against Eastern Washington (Mar. 19) in which he knocked down 6-of-11 threes.
- 2020 McDonald's All-American and two-time Oklahoma Gatorade Player of the Year, played his freshman season at Kansas before arriving at OSU.
- Born Feb. 26, 2002.
- Son of Rod and Goldie Thompson. Father played for former OSU Cowboy Bill Self at Tulsa in the 1990s.
- Has a younger sister, Sydney.
- In addition to English, is fluent in French.
- Psychology major.



## Player Bios



2



### Eric Dailey Jr.

6-8 | 230 | FR-PS | F | Palmetto, Fla. | IMG Academy

#### Dailey's Career Statistics

Season	School	GP-GS	MIN/MPG	FGM-A	FG%	3FGM-A	3FG%	FTM-A	FT%	OR	DR	TR	RPG	PF-FO	A	TO	BLK	STL	TP	PPG
2023-24	OSU (Fr.)	16-15	404/25.3	57-120	.475	12-43	.279	30-53	.566	24	68	92	5.8	27-0	33	20	2	15	156	9.8
<b>OSU TOTALS</b>		<b>16-15</b>	<b>404/25.3</b>	<b>57-120</b>	<b>.475</b>	<b>12-43</b>	<b>.279</b>	<b>30-53</b>	<b>.566</b>	<b>24</b>	<b>68</b>	<b>92</b>	<b>5.8</b>	<b>27-0</b>	<b>33</b>	<b>20</b>	<b>2</b>	<b>15</b>	<b>156</b>	<b>9.8</b>

#### Dailey's OSU Bests

Points	15	vs. St. Bonaventure (11/16/23)
Rebounds	11	2x, Last: ORU (12/17/23)
FG Made	6	vs. St. Bonaventure (11/16/23)
FG Attempts	11	2x, Last: WOFFORD (12/20/23)
3-Point FGM	2	2x, Last: CREIGHTON (11/30/23)
3-Point Att.	5	WOFFORD (12/20/23)
FT Made	4	2x, Last: UNO (11/20/23)
FT Attempts	4	ABILENE CHRST. (11/6/23)
Assists	8	3x, Last: WOFFORD (12/20/23)
Steals	2	4x, Last: CHICAGO ST. (1/3/24)
Blocks	1	2x, Last: CHICAGO ST. (1/3/24)
Minutes	33:08	CREIGHTON (11/30/23)

#### Misc. Totals

	23-24	Career
10+ Points	9	9
20+ Points	-	-
30+ Points	-	-
10+ Rebounds	2	2
10+ Assists	-	-
Double-Doubles	2	2
Dunks	7	7
Fouls Drawn	41	41
Points Leader	2	2
Rebound Leader	4	4
Assist Leader	2	2

#### 2023-24 Game-by-Game

Date	Opponent	GS	Min	FG	3Pt	FT	OR	DR	TR	PF	A	TO	Blk	Stl	TP
N.6	Abilene Chrst.		23	1-4	0-2	4-8	2	3	5	1	4	3	0	2	6
N.12	Sam Houston	*	27	3-8	1-4	2-3	0	6	6	1	2	0	0	1	9
N.16	vs. St. Bonaventure	*	31	6-10	2-3	1-2	1	3	4	2	2	2	0	1	15
N.17	vs. Notre Dame	*	33	1-5	0-2	1-2	1	2	3	2	1	0	0	0	3
N.20	New Orleans	*	29	5-8	0-1	4-5	3	6	9	2	4	3	0	2	14
N.24	Houston Chrst.	*	15	4-8	1-2	3-6	2	4	6	1	2	1	0	1	12
N.30	Creighton	*	33	4-6	2-3	3-5	3	8	11	2	2	0	0	1	13
D.5	at Southern Ill.	*	23	2-7	0-2	1-2	1	3	4	3	2	1	1	0	5
D.10	vs. Tulsa	*	21	1-5	0-2	3-7	1	5	6	1	3	2	0	1	5
D.17	Oral Roberts	*	30	5-11	2-4	0-0	2	9	11	1	2	2	0	1	12
D.20	Wofford	*	17	5-11	1-5	1-1	1	2	3	0	4	0	0	2	12
D.31	S. Carolina St.	*	22	5-8	1-2	0-0	4	0	4	1	1	3	0	0	11
J.3	Chicago St.	*	29	4-8	1-3	3-4	0	9	9	3	3	1	1	2	12
J.6	Baylor^	*	33	4-8	0-3	1-4	0	2	2	2	0	1	0	1	9
J.9	at Texas Tech^	*	20	3-6	0-3	0-0	1	4	5	2	0	0	0	0	6
J.13	at Iowa St.^	*	19	4-7	1-2	3-4	2	2	4	3	1	1	0	0	12
J.16	Kansas^	*	21	4-5	0-0	1-2	1	0	1	3	0	0	0	1	9
J.20	at Kansas St.^														
J.23	TCU^														
J.27	West Virginia^														
J.30	at Kansas^														
F.3	Kansas St.^														
F.6	at Houston^														
F.10	at Oklahoma^														
F.17	BYU^														
F.21	at Cincinnati^														
F.24	Oklahoma^														
F.28	UCF^														
M. 2	at Texas^														
M. 5	Texas Tech^														
M. 9	at BYU^														

#### Profile:

- True freshman forward acts and plays like a veteran.
- Versatile 4-man can do it all, including run the point.
- Basketball junky who "watches probably more film than any player I've ever coached" per Mike Boynton.
- Consensus 4-star, ranked as high as No. 35 in the Class of 2023.
- Played for the United States at 2023 FIBA U19 World Cup; Won gold at 2022 FIBA U18 Americas. Boynton was an assistant coach on both teams.
- Team captain at national powerhouse IMG Academy.
- 2021 Max Preps Junior All-American helped his team to back-to-back semifinals at the Geico Nationals.
- Passed up reported offers from reported offers from Kentucky, Kansas, Michigan and other prominent programs to take a post graduate year at IMG while focusing on his body and his game.
- Born Jan. 15, 2004.
- Chose OSU over Memphis and other opportunities in professional basketball.
- Cited the OSU fans and culture, as well his relationship with Boynton as a key factors in his decision.
- Comes from a basketball family. Mother, Shell, played at Texas and has coached at the collegiate and professional levels with stops at Texas A&M, Florida and TCU (where she served three years as head coach) as well as the WNBA's San Antonio Silver Stars and the ABL's Nashville Noise. She was an assistant for the South Carolina women during Boynton's playing days.
- Father, Eric Sr., played for Moe Iba (son of legendary OSU coach Henry Iba) at TCU and professionally for 10 years in Europe, Asia and South America.
- Cites LeBron James, Paul George and Luka Doncic as NBA players who have had the most influence on his playing style.

## Player Bios



4



### Jarius Hicklen

6-4 | 180 | GR-TR | G | Dallas, Texas | DeSoto HS / Oklahoma Baptist / North Florida

#### Hicklen's Career Statistics

Season	School	GP-GS	MIN/MPG	FGM-A	FG%	3FGM-A	3FG%	FTM-A	FT%	OR	DR	TR	RPG	PF-FO	A	TO	BLK	STL	TP	PPG
2019-20	Okla. Baptist (Fr.)	31-1	683/22.0	91-218	.417	43-111	.387	56-69	.812	8	52	60	1.9	45-0	42	60	3	26	281	9.1
2020-21	Okla. Baptist (So.)	17-3	496/29.2	91-202	.450	38-90	.422	56-75	.747	4	62	66	3.9	28-0	32	36	1	13	276	16.2
2021-22	North Florida (Jr.)	30-15	814/27.1	110-287	.383	87-217	.401	52-69	.754	9	74	83	2.8	40-1	51	55	6	17	359	12.0
2022-23	North Florida (Sr.)	31-31	1015/32.7	121-315	.384	82-227	.361	62-82	.756	16	94	110	3.5	50-0	98	61	1	30	386	12.5
<b>2023-24</b>	<b>OSU (R-Sr.)</b>	<b>17-1</b>	<b>298/17.6</b>	<b>32-78</b>	<b>.410</b>	<b>31-71</b>	<b>.437</b>	<b>3-6</b>	<b>.500</b>	<b>3</b>	<b>15</b>	<b>18</b>	<b>1.1</b>	<b>15-0</b>	<b>10</b>	<b>6</b>	<b>1</b>	<b>5</b>	<b>98</b>	<b>5.8</b>
<b>OSU TOTALS</b>		<b>17-1</b>	<b>298/17.6</b>	<b>32-78</b>	<b>.410</b>	<b>31-71</b>	<b>.437</b>	<b>3-6</b>	<b>.500</b>	<b>3</b>	<b>15</b>	<b>18</b>	<b>1.1</b>	<b>15-0</b>	<b>10</b>	<b>6</b>	<b>1</b>	<b>5</b>	<b>98</b>	<b>5.8</b>
NCAA TOTALS		126-51	3306/26.2	445-1100	.405	281-716	.392	229-301	.761	40	297	337	2.7	178-1	233	218	12	91	1400	11.1

#### Hicklen's OSU Bests

Points	12	2x, Last: at SIU (12/5/23)
Rebounds	3	NEW ORLEANS (11/20/23)
FG Made	4	2x, Last: at SIU (12/5/23)
FG Attempts	11	HOUSTON CHRST (11/24/23)
3-Point FGM	4	2x, Last: at SIU (12/5/23)
3-Point Att.	10	HOUSTON CHRST (11/24/23)
FT Made	2	<b>KANSAS (1/17/24)</b>
FT Attempts	2	<b>3x, Last: KANSAS (1/17/24)</b>
Assists	3	SAM HOUSTON (11/12/23)
Steals	2	<b>KANSAS (1/17/24)</b>
Blocks	1	ABILENE CHRST. (11/6/23)
Minutes	24:06	vs. St. Bonaventure (11/16/23)

#### Misc. Totals

23-24 Career	
10+ Points	3
20+ Points	-
30+ Points	-
10+ Rebounds	-
10+ Assists	-
Double-Doubles	-
Dunks	-
Fouls Drawn	7
Points Leader	-
Rebound Leader	-
Assist Leader	-


#### 2023-24 Game-by-Game

Date	Opponent	GS	Min	FG	3Pt	FT	OR	DR	TR	PF	A	TO	Blk	Stl	TP
N.6	Abilene Chrst.	*	24	1-5	1-4	0-0	0	0	0	4	1	1	1	0	3
N.12	Sam Houston		17	2-3	2-3	0-0	0	1	1	0	3	0	0	1	6
N.16	vs. St. Bonaventure		24	1-4	1-4	0-2	1	1	2	0	0	0	0	0	3
N.17	vs. Notre Dame		13	0-5	0-5	0-0	0	0	0	1	0	2	0	0	0
N.20	New Orleans		19	1-4	1-4	0-0	0	3	3	1	1	0	0	0	3
N.24	Houston Chrst.		18	4-11	4-10	0-0	1	1	2	0	1	0	0	0	12
N.30	Creighton		14	1-2	1-2	0-0	0	2	2	0	0	1	0	0	3
D.5	at Southern Ill.		22	4-9	4-8	0-0	1	0	1	2	0	0	0	0	12
D.10	vs. Tulsa		14	1-1	1-1	1-2	0	0	0	2	0	0	0	0	4
D.17	Oral Roberts		16	2-7	2-6	0-0	0	1	1	0	1	0	0	1	6
D.20	Wofford		18	3-4	3-3	0-0	0	2	2	1	0	0	0	0	9
D.31	S. Carolina St.		17	3-6	3-6	0-0	0	2	2	0	1	2	0	0	9
J.3	Chicago St.		11	1-3	1-2	0-0	0	0	0	2	0	0	0	0	3
J.6	Baylor^		18	1-2	1-2	0-0	0	0	0	1	0	0	0	0	3
J.9	at Texas Tech^		17	2-3	2-3	0-0	0	1	1	0	1	0	0	0	6
J.13	at Iowa St.^		16	2-3	2-3	0-0	0	0	0	1	1	0	0	1	6
J.16	Kansas^		22	3-6	2-5	2-2	0	1	1	0	0	0	0	2	10
J.20	at Kansas St.^														
J.23	TCU^														
J.27	West Virginia^														
J.30	at Kansas^														
F.3	Kansas St.^														
F.6	at Houston^														
F.10	at Oklahoma^														
F.17	BYU^														
F.21	at Cincinnati^														
F.24	Oklahoma^														
F.28	UCF^														
M. 2	at Texas^														
M. 5	Texas Tech^														
M. 9	at BYU^														

#### Profile:

- Grad transfer and three-point sniper has tallied 1,300 career points and 250 threes at the collegiate level after spending two years each at Oklahoma Baptist and North Florida.
- A steady producer in two seasons (61 games) at North Florida of the Atlantic Sun Conference, averaging 12.2 points over his two seasons with the Ospreys, while sinking a total 169 threes (2.9-per-game) on 38.1% accuracy.
- Had big games and against some big names scoring 27 points against Florida State, 19 at Washington, 17 at Kentucky, 15 at Pittsburgh, 14 at Texas Tech and 12 at Houston.
- As a senior in 2022-23, started all 31 contests and averaged 12.5 points in 32.8 minutes. Ranked fourth on the league leaderboard and 63rd nationally in threes-per-game (2.65) while connecting at a .361 clip.
- Set an ASUN tournament record with seven triples on 11 attempts in a first-round matchup with Bellarmine.
- Began his career at the Division II level with Oklahoma Baptist in Shawnee... Helped the Bison to back-to-back NCAA tournament bids.
- Made the Dean's List in three of his four semesters and completed in his bachelors degree in sports marketing.
- Graduated high school with a 4.0 GPA while simultaneously knocking out an associates degree from nearby Cedar Valley College.

## Player Bios



5



### Quion Williams

6-5 | 220 | So.-1L | G | Jonesboro, Ark. | Jonesboro HS

#### Williams' Career Statistics

Season	School	GP-GS	MIN/MPG	FGM-A	FG%	3FGM-A	3FG%	FTM-A	FT%	OR	DR	TR	RPG	PF-FO	A	TO	BLK	STL	TP	PPG
2022-23	OSU (Fr.)	34-0	444/13.1	41-116	.353	9-44	.205	19-25	.760	36	50	86	2.5	49-0	32	33	3	12	110	3.2
2023-24	OSU (So.)	17-17	517/30.4	49-99	.495	9-24	.375	12-22	.545	31	74	105	6.2	30-0	40	43	5	25	119	7.0
OSU TOTALS		51-17	961/18.9	90-215	.419	18-68	.265	31-47	.660	67	124	191	3.7	79-0	72	76	8	37	229	4.5

#### Williams' Career Bests

Points	16	S. CAROLINA ST. (12/31/23)
Rebounds	11	2x, Last: vs. N Dame (11/17/23)
FG Made	6	2x, Last: SCSU (12/31/23)
FG Attempts	11	2x, Last: at YngstwnSt (3/15/23)
3-Point FGM	2	2x, Last: BAYLOR (2/27/23)
3-Point Att.	5	2x, Last: TEXAS TECH (2/8/23)
FT Made	4	2x, Last: E. WASH. (3/19/23)
FT Attempts	5	PRAIRIE VIEW (11/27/22)
Assists	7	WOFFORD (12/20/23)
Steals	4	WOFFORD (12/20/23)
Blocks	2	vs. Notre Dame (11/17/23) OT
Minutes	41:05	vs. Notre Dame (11/17/23) OT

#### Misc. Totals

10+ Points	5	9
20+ Points	-	-
30+ Points	-	-
10+ Rebounds	4	5
10+ Assists	-	-
Double-Doubles	2	3
Dunks	9	
Fouls Drawn	20	42
Points Leader	1	1
Rebound Leader	9	11
Assist Leader	4	7

#### 2023-24 Game-by-Game

Date	Opponent	GS	Min	FG	3Pt	FT	OR	DR	TR	PF	A	TO	Blk	Stl	TP
N.6	Abilene Chrst.	*	39	2-3	0-0	0-0	2	8	10	1	0	1	0	1	4
N.12	Sam Houston	*	33	2-5	1-2	1-2	2	2	4	1	4	3	0	1	6
N.16	vs. St. Bonaventure	*	16	4-6	1-1	0-1	1	1	2	4	1	2	0	1	9
N.17	vs. Notre Dame	*	41	3-9	0-1	2-4	5	6	11	1	3	1	2	1	8
N.20	New Orleans	*	20	2-4	0-1	0-2	1	2	3	2	3	3	0	0	4
N.24	Houston Chrst.	*	31	2-3	1-1	2-2	1	4	5	2	6	1	0	1	7
N.30	Creighton	*	29	2-5	0-0	0-0	2	2	4	1	1	1	0	1	4
D.5	at Southern Ill.	*	29	5-10	0-2	0-0	3	7	10	2	1	1	0	1	10
D.10	vs. Tulsa	*	34	5-6	1-1	1-1	1	6	7	3	4	5	0	3	12
D.17	Oral Roberts	*	28	6-8	1-2	0-0	1	2	3	1	1	2	0	0	13
D.20	Wofford	*	35	2-7	1-3	0-0	0	7	7	1	7	5	0	4	5
D.31	S. Carolina St.	*	32	6-8	1-2	3-3	4	6	10	2	1	3	0	3	16
J.3	Chicago St.	*	29	3-5	1-2	0-0	0	5	5	1	2	5	1	1	7
J.6	Baylor^	*	40	1-5	0-1	1-1	2	6	8	1	2	2	1	1	3
J.9	at Texas Tech^	*	25	2-8	0-2	1-4	3	3	6	3	0	1	0	1	5
J.13	at Iowa St.^	*	27	0-4	0-2	0-0	0	5	5	2	4	3	1	3	0
J.16	Kansas^	*	28	2-3	1-1	1-2	3	2	5	2	0	4	0	2	6
J.20	at Kansas St.^														
J.23	TCU^														
J.27	West Virginia^														
J.30	at Kansas^														
F.3	Kansas St.^														
F.6	at Houston^														
F.10	at Oklahoma^														
F.17	BYU^														
F.21	at Cincinnati^														
F.24	Oklahoma^														
F.28	UCF^														
M. 2	at Texas^														
M. 5	Texas Tech^														
M. 9	at BYU^														

#### Profile:

- One of three Cowboy rotation players back, saw an increased role over the final month of his freshman season.
- Appeared in 34 games off the bench and posted averages of 3.2 points and 2.5 rebounds in 13.1 minutes and totaled 32 assists and 12 steals.
- Made 9-of-44 threes (.205) but converted more than three-quarters of his free throw attempts (19-of-25, .760).
- Played some of his best basketball down the stretch.
- Scored a season-high 12 points at Baylor (Feb. 27).
- In the three NIT games, averaged 8.0 points, 5.3 rebounds and 2.7 assists in 23.6 minutes, helped by his first career double-double in the opener against Youngstown State when he finished with 11 points and a personal-best 11 rebounds.
- Set another season-high with four assists in the second-round win over Eastern Washington (Mar. 19).
- Logged the first of his four double-figure scoring games against Prairie View (Nov. 27) with 11 points on 3-of-3 shooting.
- Chipped in 10 points in a home win over Texas Tech (Feb. 8).
- Arkansas 5A state MVP at Jonesboro High.
- Led his team to a state title a 30-3 record on his way to all-state and all-conference honors.
- Also played football and tennis.
- Born Apr. 27, 2005.
- Son of Courtney Neal and Danny Williams II.
- Plans to major in Sport Management.



## Player Bios



# 12



## Javon Small

6-3 | 195 | Jr.-TR | G | South Bend, Ind. | Compass Prep (Ariz.) / East Carolina

### Small's Career Statistics

Season	School	GP-GS	MIN/MPG	FGM-A	FG%	3FGM-A	3FG%	FTM-A	FT%	OR	DR	TR	RPG	PF-FO	A	TO	BLK	STL	TP	PPG
2021-22	East Carolina (Fr.)	16-0	147/9.2	10-38	.263	5-23	.217	7-7	1.000	1	9	10	0.6	7-0	17	9	0	1	32	2.0
2022-23	East Carolina (So.)	18-17	625/34.7	83-209	.397	36-108	.333	82-96	0.854	15	71	86	4.8	34-0	100	61	4	22	284	15.8
2023-24	OSU (Jr.)	16-16	511/31.9	70-171	.409	34-88	.386	50-57	.877	4	74	78	4.9	25-0	72	43	4	12	224	14.0
<b>OSU TOTALS</b>		<b>16-16</b>	<b>511/31.9</b>	<b>70-171</b>	<b>.409</b>	<b>34-88</b>	<b>.386</b>	<b>50-57</b>	<b>.877</b>	<b>4</b>	<b>74</b>	<b>78</b>	<b>4.9</b>	<b>25-0</b>	<b>72</b>	<b>43</b>	<b>4</b>	<b>12</b>	<b>224</b>	<b>14.0</b>
NCAA TOTALS		50-33	1283/25.7	163-418	.390	75-219	.342	139-160	.869	20	154	174	3.5	66-0	189	113	8	35	540	10.8

### Small's OSU Bests

Points	29	vs. Notre Dame (11/17/23) in OT
Rebounds	10	vs. Notre Dame (11/17/23) in OT
FG Made	8	2x, Last: CREIGHTON (11/30/23)
FG Attempts	18	vs. Notre Dame (11/17/23) in OT
3-Point FGM	4	3x, Last: WOFFORD (12/20/23)
3-Point Att.	8	vs. Notre Dame (11/17/23) in OT
FT Made	10	vs. Tulsa (12/10/23)
FT Attempts	13	vs. Tulsa (12/10/23)
Assists	8	2x, Last: ORU (12/17/23)
Steals	2	vs. St. Bonaventure (11/16/23)
Blocks	1	4x, Last: at Iowa St. (1/13/24)
Minutes	41:40	BAYLOR (1/6/24)

### Misc. Totals

23-24 Career	
10+ Points	11
20+ Points	3
30+ Points	-
10+ Rebounds	1
10+ Assists	-
Double-Doubles	1
Dunks	-
Fouls Drawn	45
Points Leader	4
Rebound Leader	1
Assist Leader	13

### 2023-24 Game-by-Game

Date	Opponent	GS	Min	FG	3Pt	FT	OR	DR	TR	PF	A	TO	Blk	Stl	TP
N.6	Abilene Chrst.		dnp												
N.12	Sam Houston	*	29	6-10	4-7	0-1	0	5	5	3	5	1	0	0	16
N.16	vs. St. Bonaventure	*	33	1-5	0-2	1-2	0	5	5	1	7	5	0	2	3
N.17	vs. Notre Dame	*	41	8-18	4-8	9-9	1	9	10	3	2	5	1	1	29
N.20	New Orleans	*	25	5-8	2-5	4-4	0	3	3	4	6	0	0	1	16
N.24	Houston Chrst.	*	29	3-11	0-6	0-0	0	5	5	1	8	0	0	1	6
N.30	Creighton	*	35	8-17	3-4	5-5	0	5	5	0	4	3	0	1	24
D.5	at Southern Ill.	*	35	7-15	3-6	8-8	1	1	2	2	4	2	1	1	25
D.10	vs. Tulsa	*	31	3-8	2-5	10-13	2	4	6	1	2	5	0	1	18
D.17	Oral Roberts	*	26	2-5	2-4	1-2	0	4	4	1	8	1	0	1	7
D.20	Wofford	*	27	5-10	4-7	0-0	0	3	3	1	5	2	0	1	14
D.31	S. Carolina St.	*	33	3-6	2-4	4-4	0	6	6	1	5	4	1	0	12
J.3	Chicago St.	*	30	4-10	2-6	2-2	0	7	7	1	3	1	0	1	12
J.6	Baylor^	*	42	6-14	2-7	3-4	0	8	8	3	2	3	0	0	17
J.9	at Texas Tech^	*	35	5-13	2-7	3-3	0	3	3	2	2	2	0	0	15
J.13	at Iowa St.^	*	34	3-11	2-6	0-0	0	4	4	0	2	4	1	1	8
J.16	Kansas^	*	28	1-10	0-4	0-0	0	2	2	1	7	5	0	0	2
J.20	at Kansas St.^														
J.23	TCU^														
J.27	West Virginia^														
J.30	at Kansas^														
F.3	Kansas St.^														
F.6	at Houston^														
F.10	at Oklahoma^														
F.17	BYU^														
F.21	at Cincinnati^														
F.24	Oklahoma^														
F.28	UCF^														
M. 2	at Texas^														
M. 5	Texas Tech^														
M. 9	at BYU^														

### 2023-24 Accolades:

Legends Classic All-Tournament Team


### 2023-24 Highlights:

- Delivered back-to-back 20 point performances against No. 15 Creighton (24) and Southern Illinois (25).
- Made 28 consecutive free throws from Nov. 17-Dec. 10 -- tied for the ninth longest streak in OSU history.
- First OSU player in 20 years to post back-to-back games of six-or-more assists without a turnover in November wins over New Orleans (6) and Houston Christian (8).
- Made the Legends Classic all-tournament team after a 29-point, 10-rebound performance against Notre Dame (Nov. 17).

### Profile:

- Dynamic point guard can both score and facilitate.
- Chose the Cowboys over Oklahoma and Ohio State, among others.
- Rated No. 51 among 2023 transfers by On3 and was included on Jon Rothstein's preseason list of "Under-The-Radar" additions from the portal.
- Averaged 15.8 points and 5.6 assists last year at ECU and ranked 18th nationally in assist rate (35.5), but missed the final 15 games to a leg injury.
- South Bend, Ind. native spent his senior year in Chandler, Ariz. and helped Compass Prep to a 28-2 record and a semifinal appearance at the 2021 Geico High School Nationals.

## Player Bios



13



### Connor Dow

6-6 | 200 | FR-HS | G | Broken Arrow, Okla. | Broken Arrow HS

#### Dow's Career Statistics

Season	School	GP-GS	MIN/MPG	FGM-A	FG%	3FGM-A	3FG%	FTM-A	FT%	OR	DR	TR	RPG	PF-FO	A	TO	BLK	STL	TP	PPG
2023-24	OSU (Fr.)	15-0	145/9.7	10-33	.303	9-31	.290	6-7	.857	1	19	20	1.3	8-0	3	5	1	6	35	2.3
OSU TOTALS		15-0	145/9.7	10-33	.303	9-31	.290	6-7	.857	1	19	20	1.3	8-0	3	5	1	6	35	2.3

#### Dow's Career Bests

Points	9	ABILENE CHRST. (11/6/23)
Rebounds	4	HOUSTON CHRST (11/24/23)
FG Made	3	ABILENE CHRST. (11/6/23)
FG Attempts	7	ABILENE CHRST. (11/6/23)
3-Point FGM	3	ABILENE CHRST. (11/6/23)
3-Point Att.	7	ABILENE CHRST. (11/6/23)
FT Made	3	KANSAS (1/17/24)
FT Attempts	3	KANSAS (1/17/24)
Assists	1	2x, Last: HCU (11/24/23)
Steals	2	ABILENE CHRST. (11/6/23)
Blocks	1	HOUSTON CHRST (11/24/23)
Minutes	20:38	ABILENE CHRST. (11/6/23)

#### Misc. Totals

10+ Points	-	-
20+ Points	-	-
30+ Points	-	-
10+ Rebounds	-	-
10+ Assists	-	-
Double-Doubles	-	-
Dunks	-	-
Fouls Drawn	9	9
Points Leader	-	-
Rebound Leader	-	-
Assist Leader	-	-

#### 2023-24 Game-by-Game

Date	Opponent	GS	Min	FG	3Pt	FT	OR	DR	TR	PF	A	TO	Blk	Stl	TP
N.6	Abilene Chrst.		21	3-7	3-7	0-0	0	3	3	3	1	1	0	2	9
N.12	Sam Houston		8	0-1	0-1	0-0	0	0	0	1	0	0	0	1	0
N.16	vs. St. Bonaventure		5	0-2	0-2	0-0	0	0	0	0	0	0	0	0	0
N.17	vs. Notre Dame		14	0-3	0-2	0-0	0	1	1	0	0	1	0	0	0
N.20	New Orleans		13	2-5	2-5	1-2	0	3	3	0	0	0	0	1	7
N.24	Houston Chrst.		12	2-4	2-4	2-2	0	4	4	1	1	1	1	1	8
N.30	Creighton	dnp													
D.5	at Southern Ill.		6	0-0	0-0	0-0	0	1	1	0	0	0	0	0	0
D.10	vs. Tulsa		10	0-0	0-0	0-0	0	1	1	0	0	0	0	0	0
D.17	Oral Roberts		7	0-0	0-0	0-0	0	1	1	2	0	0	0	0	0
D.20	Wofford		12	1-3	1-3	0-0	0	1	1	0	0	0	0	0	3
D.31	S. Carolina St.		4	0-0	0-0	0-0	0	0	0	0	0	2	0	0	0
J.3	Chicago St.		5	0-1	0-1	0-0	0	1	1	0	0	0	0	0	0
J.6	Baylor^	dnp													
J.9	at Texas Tech^		3	1-1	1-1	0-0	0	0	0	0	0	0	0	0	3
J.13	at Iowa St.^		11	0-2	0-2	0-0	1	1	2	1	0	0	0	0	0
J.16	Kansas^		16	1-4	0-3	3-3	0	2	2	0	1	0	0	1	5
J.20	at Kansas St.^														
J.23	TCU^														
J.27	West Virginia^														
J.30	at Kansas^														
F.3	Kansas St.^														
F.6	at Houston^														
F.10	at Oklahoma^														
F.17	BYU^														
F.21	at Cincinnati^														
F.24	Oklahoma^														
F.28	UCF^														
M. 2	at Texas^														
M. 5	Texas Tech^														
M. 9	at BYU^														

#### Profile:

- Pure shooter who can get his shot off from just about anywhere due to his 6-6 frame and high basketball IQ.
- Compared by OSU head coach Mike Boynton to former Cowboy Thomas Dziagwa.
- Named to The Oklahoman's Super 5 first team (along with future Cowboy teammate Brandon Garrison) as one of the state's five-biggest high school hoops standouts.
- Three-star recruit graded out as the No. 3 prospect in the state of Oklahoma and among the top 250 nationally in the Class of 2023, per 247sports.
- Committed to OSU in September of his senior year over Jacksonville State, Nebraska-Omaha, Oral Roberts, South Dakota State and Toledo.
- 2023 Oklahoma Coaches Association All-Star (Large East) averaged 16 points and led Broken Arrow High to a 28-2 record and a 6A state runner-up finish.
- Coached by Beau Wallace.
- Shot 44% from deep on the 2022 EYBL circuit with Team Griffin.
- Son of Chris and Angie Dow.
- Father played basketball at Evangel University.
- Has a younger brother, Corbin, and a younger sister, Audrey.
- Plans to major in Sports Management.

## Player Bios



# 14



## Jamyron Keller

6-3 | 210 | FR-HS | G | St. Matthews, S.C. | Ellison HS (Texas)

### Keller's Career Statistics

Season	School	GP-GS	MIN/MPG	FGM-A	FG%	3FGM-A	3FG%	FTM-A	FT%	OR	DR	TR	RPG	PF-FO	A	TO	BLK	STL	TP	PPG
2023-24	OSU (Fr.)	12-0	140/11.6	22-39	.564	7-18	.389	7-10	.700	6	11	17	1.4	12-0	13	13	0	1	58	4.8
OSU TOTALS		12-0	140/11.6	22-39	.564	7-18	.389	7-10	.700	6	11	17	1.4	12-0	13	13	0	1	58	4.8

### Keller's Career Bests

Points	18	NEW ORLEANS (11/20/23)
Rebounds	4	at Southern Illinois (12/5/23)
FG Made	7	NEW ORLEANS (11/20/23)
FG Attempts	10	NEW ORLEANS (11/20/23)
3-Point FGM	4	NEW ORLEANS (11/20/23)
3-Point Att.	7	NEW ORLEANS (11/20/23)
FT Made	3	vs. Tulsa (12/10/23)
FT Attempts	3	vs. Tulsa (12/10/23)
Assists	2	3x, Last: SCSU (12/31/23)
Steals	1	HOUSTON CHRST (11/24/23)
Blocks		
Minutes	24:14	NEW ORLEANS (11/20/23)

### Misc. Totals

23-24 Career	
10+ Points	2
20+ Points	-
30+ Points	-
10+ Rebounds	-
10+ Assists	-
Double-Doubles	-
Dunks	3
Fouls Drawn	10
Points Leader	1
Rebound Leader	-
Assist Leader	-

### 2023-24 Game-by-Game


Date	Opponent	GS	Min	FG	3Pt	FT	OR	DR	TR	PF	A	TO	Blk	Stl	TP
N.6	Abilene Chrst.	dnp													
N.12	Sam Houston	dnp													
N.16	vs. St. Bonaventure	dnp													
N.17	vs. Notre Dame	dnp													
N.20	New Orleans	24	7-10	4-7	0-1	0	2	2	1	1	3	0	0	18	
N.24	Houston Chrst.	19	4-4	1-1	1-2	0	3	3	3	2	2	0	1	10	
N.30	Creighton	13	1-2	0-1	0-0	1	0	1	2	1	0	0	0	2	
D.5	at Southern Ill.	13	2-5	0-1	0-0	2	2	4	2	2	1	0	0	4	
D.10	vs. Tulsa	13	2-3	1-2	3-3	0	1	1	0	1	2	0	0	8	
D.17	Oral Roberts	14	3-4	1-2	0-0	0	0	0	0	1	0	0	0	7	
D.20	Wofford	12	1-3	0-1	2-2	0	1	1	1	1	2	0	0	4	
D.31	S. Carolina St.	10	1-4	0-1	0-0	2	0	2	1	3	2	0	0	2	
J.3	Chicago St.	11	1-3	0-1	0-0	1	2	3	0	1	1	0	0	2	
J.6	Baylor^	dnp													
J.9	at Texas Tech^	1	0-0	0-0	0-0	0	0	0	0	0	0	0	0	0	
J.13	at Iowa St.^	7	0-1	0-1	1-2	0	0	0	1	0	0	0	0	1	
J.16	Kansas^	2	0-0	0-0	0-0	0	0	0	1	0	0	0	0	0	
J.20	at Kansas St.^														
J.23	TCU^														
J.27	West Virginia^														
J.30	at Kansas^														
F.3	Kansas St.^														
F.6	at Houston^														
F.10	at Oklahoma^														
F.17	BYU^														
F.21	at Cincinnati^														
F.24	Oklahoma^														
F.28	UCF^														
M. 2	at Texas^														
M. 5	Texas Tech^														
M. 9	at BYU^														

### Profile:

- Tough competitor who can shoot, get down hill and create.
- Scored more than 2,500 career points at the high school level and was 5A player of the year in the state of Texas.
- 2022-23 UIL Texas Class 5A Player of the Year was a four-year starter at Ellison High School and finished as the program's all-time scoring leader (2,284+).
- Led the Eagles to a 37-3 record and a runner-up finish in Class 5A (the school's first state tournament appearance in 31 years).
- One of 10 finalists for the 2023 Dave Campbell Mr. Texas Basketball Award, given annually to the state's top high school player.
- Three-star recruit ranked No. 132 by Rivals and No. 139 by 247sports in the Class of 2023.
- Picked OSU over a long list of suitors including Kansas State, Missouri State, North Texas, Old Dominion, Oral Roberts, Prairie View A&M, Saint Louis, Sam Houston, SMU, Texas State, VCU, Wichita State and Wyoming.
- Coached by Alberto Jones.
- Played summer ball with future Cowboy teammate Justin McBride on the 2022 Nike EYBL circuit and helped key Team Drive's undefeated run through the Peach Jam Invitational. At the event he averaged 15.1 points, 4.4 rebounds and 4.0 assists over seven games while shooting 54% from the field.
- Born Feb. 17, 2005.
- Son of Kayla Keller.
- Grandfather, Tom Frederick, is a longtime high school coach in South Carolina.



## Player Bios



15



### Carson Sager

6-4 | 207 | SR-2L | G | Wichita Falls, Texas | Rider HS

#### Sager's Career Statistics

Season	School	GP-GS	MIN/MPG	FGM-A	FG%	3FGM-A	3FG%	FTM-A	FT%	OR	DR	TR	RPG	PF-FO	A	TO	BLK	STL	TP	PPG
2020-21	OSU (Fr.)			Did not see action																
2021-22	OSU (So.)	4-0	6/1.4	0-1	.000	0-0	---	2-2	1.000	1	0	1	0.3	0-0	0	0	0	1	2	0.5
2022-23	OSU (Jr.)	7-0	8/1.1	0-0	---	0-0	---	0-0	---	0	1	1	0.1	1-0	0	2	0	0	0	0.0
2023-24	OSU (Sr.)	5-0	7/1.3	0-4	.000	0-2	.000	0-2	.000	1	0	1	0.2	2-0	0	1	0	0	0	0.0
<b>OSU TOTALS</b>		<b>16-0</b>	<b>20/1.3</b>	<b>0-5</b>	<b>.000</b>	<b>0-2</b>	<b>.000</b>	<b>2-4</b>	<b>.500</b>	<b>2</b>	<b>1</b>	<b>3</b>	<b>0.2</b>	<b>3-0</b>	<b>0</b>	<b>3</b>	<b>0</b>	<b>1</b>	<b>2</b>	<b>0.1</b>

#### Sager's Career Bests

Points	2	UT ARLINGTON (11/9/21)
Rebounds	1	3x, Last: CHICAGO ST. (1/3/24)
FG Made		
FG Attempts	1	2x, Last: HCU (11/24/23)
3-Point FGM		
3-Point Att.	1	HOUSTON CHRST (11/24/23)
FT Made	2	UT ARLINGTON (11/9/21)
FT Attempts	2	2x, Last: CHICAGO ST. (1/3/24)
Assists		
Steals	1	vs. Col. of Charleston (11/22/21)
Blocks		
Minutes	2	2x, Last: PV A&M (11/27/22)

#### Misc. Totals

23-24 Career		
10+ Points	-	-
20+ Points	-	-
30+ Points	-	-
10+ Rebounds	-	-
10+ Assists	-	-
Double-Doubles	-	-
Dunks	-	-
Fouls Drawn	1	2
Points Leader	-	-
Rebound Leader	-	-
Assist Leader	-	-

#### 2023-24 Game-by-Game

Date	Opponent	GS	Min	FG	3Pt	FT	OR	DR	TR	PF	A	TO	Blk	Stl	TP
N.6	Abilene Chrst.	dnp													
N.12	Sam Houston	dnp													
N.16	vs. St. Bonaventure	dnp													
N.17	vs. Notre Dame	dnp													
N.20	New Orleans	1	0-0	0-0	0-0	0	0	0	0	0	0	0	0	0	0
N.24	Houston Chrst.	1	0-1	0-1	0-0	0	0	0	0	1	0	0	0	0	0
N.30	Creighton	dnp													
D.5	at Southern Ill.	dnp													
D.10	vs. Tulsa	dnp													
D.17	Oral Roberts	2	0-2	0-1	0-0	0	0	0	0	0	0	0	0	0	0
D.20	Wofford	dnp													
D.31	S. Carolina St.	1	0-0	0-0	0-0	0	0	0	0	0	0	1	0	0	0
J.3	Chicago St.	1	0-1	0-0	0-2	1	0	1	1	1	0	0	0	0	0
J.6	Baylor^	dnp													
J.9	at Texas Tech^	dnp													
J.13	at Iowa St.^	dnp													
J.16	Kansas^	dnp													
J.20	at Kansas St.^														
J.23	TCU^														
J.27	West Virginia^														
J.30	at Kansas^														
F.3	Kansas St.^														
F.6	at Houston^														
F.10	at Oklahoma^														
F.17	BYU^														
F.21	at Cincinnati^														
F.24	Oklahoma^														
F.28	UCF^														
M. 2	at Texas^														
M. 5	Texas Tech^														
M. 9	at BYU^														

#### Profile:

- The longest-tenured Cowboy (along with fellow walk-on Weston Church) enters his fourth season with the program.
- First Team Academic All-Big 12 as a junior and an NABC Honors Court qualifier.
- Saw time in seven games in 2022-23, including all three wins over Oklahoma.
- Appeared in four games for the Cowboys as a sophomore and recorded a bucket against UT Arlington in the Nov. 9 season opener.
- Saw his first Big 12 action against West Virginia (Feb. 12, 2022), clocking two minutes.
- Class of 2020 valedictorian at Rider High School in Wichita Falls, Texas...
- Younger brother of former Cowboy Christien Sager, who played at OSU from 2011-15..
- Son of Charlie and Tacy Sager... Father played basketball at Utah State and Midwestern State... Older sister Kelsie played beach volleyball at Central Arkansas.
- Born on Aug. 27, 2001.
- Majoring in electrical engineering at Oklahoma State.
- Spent the summer of 2023 interning at NASA.

## Player Bios



# 21



## Justin McBride

6-8 | 230 | FR-HS | F | Plano, Texas | Plano HS

### McBride's Career Statistics

Season	School	GP-GS	MIN/MPG	FGM-A	FG%	3FGM-A	3FG%	FTM-A	FT%	OR	DR	TR	RPG	PF-FO	A	TO	BLK	STL	TP	PPG
2023-24	OSU (Fr.)	14-0	101/7.2	19-33	.576	4-13	.308	0-5	.000	6	15	21	1.5	14-0	1	6	3	2	42	3.0
OSU TOTALS		14-0	101/7.2	19-33	.576	4-13	.308	0-5	.000	6	15	21	1.5	14-0	1	6	3	2	42	3.0

### McBride's Career Bests

Points	8	SAM HOUSTON (11/12/23)
Rebounds	5	HOUSTON CHRST (11/24/23)
FG Made	3	3x, Last: CHICAGO ST (1/3/24)
FG Attempts	7	SAM HOUSTON (11/12/23)
3-Point FGM	2	SAM HOUSTON (11/12/23)
3-Point Att.	4	SAM HOUSTON (11/12/23)
FT Made		
FT Attempts	1	ABILENE CHRST. (11/6/23)
Assists	1	S. CAROLINA ST. (12/31/23)
Steals	1	2x, Last: SCSU (12/31/23)
Blocks	1	3x, Last: SCSU (12/31/23)
Minutes	17	HOUSTON CHRST (11/24/23)

### Misc. Totals

10+ Points	-	-
20+ Points	-	-
30+ Points	-	-
10+ Rebounds	-	-
10+ Assists	-	-
Double-Doubles	-	-
Dunks	2	2
Fouls Drawn	5	5
Points Leader	-	-
Rebound Leader	-	-
Assist Leader	-	-

### 2023-24 Game-by-Game

Date	Opponent	GS	Min	FG	3Pt	FT	OR	DR	TR	PF	A	TO	Blk	Stl	TP
N.6	Abilene Chrst.	15	1-3	0-1	0-1	1	1	2	1	0	0	0	0	0	2
N.12	Sam Houston	12	3-7	2-4	0-0	0	1	1	2	0	0	1	0	0	8
N.16	vs. St. Bonaventure	7	2-3	0-0	0-0	1	0	1	1	0	1	0	0	0	4
N.17	vs. Notre Dame	10	2-3	0-1	0-0	1	2	3	3	0	2	0	0	0	4
N.20	New Orleans	10	3-3	0-0	0-0	1	1	2	2	0	0	0	0	0	6
N.24	Houston Chrst.	17	1-3	1-2	0-0	0	5	5	2	0	1	1	0	0	3
N.30	Creighton	1	0-1	0-1	0-0	0	0	0	0	0	0	0	0	0	0
D.5	at Southern Ill.	dnp													
D.10	vs. Tulsa	dnp													
D.17	Oral Roberts	4	0-0	0-0	0-0	0	0	0	1	0	1	0	1	0	0
D.20	Wofford	5	1-2	0-1	0-0	0	0	0	0	0	0	0	0	0	2
D.31	S. Carolina St.	4	1-1	1-1	0-2	0	1	1	0	1	0	1	1	1	3
J.3	Chicago St.	5	3-3	0-0	0-0	2	0	2	0	0	0	0	0	0	6
J.6	Baylor^	dnp													
J.9	at Texas Tech^	3	0-0	0-0	0-0	0	1	1	1	0	0	0	0	0	0
J.13	at Iowa St.^	5	1-3	0-2	0-1	0	0	0	0	0	1	0	0	0	2
J.16	Kansas^	3	1-1	0-0	0-1	0	3	3	1	0	0	0	0	0	2
J.20	at Kansas St.^														
J.23	TCU^														
J.27	West Virginia^														
J.30	at Kansas^														
F.3	Kansas St.^														
F.6	at Houston^														
F.10	at Oklahoma^														
F.17	BYU^														
F.21	at Cincinnati^														
F.24	Oklahoma^														
F.28	UCF^														
M. 2	at Texas^														
M. 5	Texas Tech^														
M. 9	at BYU^														

### Profile:

- Skilled forward with size and athleticism.
- Can score from inside or on the perimeter.
- The Big 12's second-youngest player (he turned 18 on July 25) behind Iowa State's JT Rock.
- Dallas area standout earned four-star ratings from Rivals and 247sports while rankings No. 79 and 127 on their respective national lists.
- Signed with OSU in the Fall of 2022 over finalists Arizona State and Missouri.
- Also held reported offers from Arkansas, Colorado State, Kansas, Kansas State, Missouri, TCU and UNLV.
- Chose the Pokes because of head coach Mike Boynton and the program's style of play.
- Spent a portion of his high school career at Oak Hill Academy (Va.) competing in the NIBC before returning home to Texas.
- As a senior at Plano High, was one of nine players named to the inaugural THSCA 6A Boys Basketball Super Elite Team, which recognizes student-athletes from around the state of Texas for their exemplary athletic achievements. Helped his team to a top-10 ranking in Texas' largest classification and was named First Team UIL All-State in 6A.
- In the summer before his junior year, helped Team USA to a gold medal at the 2021 FIBA U16 Americas Championship in Xalapa, Mexico, averaging 7.7 points, 5.5 rebounds, 1.8 blocks and 1.0 steal over six games.
- Attended USA Basketball Junior National Team mini camps in March and October of 2022 – the latter alongside two of his future OSU teammates, Brandon Garrison and Eric Dailey Jr.
- Plans to major in Broadcast Communications.

## Player Bios



# 23



## Brandon Garrison

6-11 | 245 | FR-HS | C | Oklahoma City, Okla. | Del City HS

### Garrison's Career Statistics

Season	School	GP-GS	MIN/MPG	FGM-A	FG%	3FGM-A	3FG%	FTM-A	FT%	OR	DR	TR	RPG	PF-FO	A	TO	BLK	STL	TP	PPG
2023-24	OSU (Fr.)	17-14	371/21.8	43-75	.573	0-0	.000	22-37	.595	27	74	101	5.9	46-1	23	27	28	9	108	6.4
OSU TOTALS		17-14	371/21.8	43-75	.573	0-0	.000	22-37	.595	27	74	101	5.9	46-1	23	27	28	9	108	6.4

### Garrison's Career Bests

Points	20	BAYLOR (1/6/24) in OT
Rebounds	10	2x, Last: SCSU (12/31/23)
FG Made	7	BAYLOR (1/6/24) in OT
FG Attempts	8	2x, Last: CREIGHTON (11/30/23)
3-Point FGM		
3-Point Att.		
FT Made	6	BAYLOR (1/6/24) in OT
FT Attempts	6	<b>4x, Last: KANSAS (1/17/24)</b>
Assists	6	ORAL ROBERTS (12/17/23)
Steals	2	vs. Notre Dame (11/17/23) in OT
Blocks	6	HOUSTON CHRST (11/24/23)
Minutes	37:55	BAYLOR (1/6/24) in OT

### Misc. Totals

23-24	Career
10+ Points	4
20+ Points	1
30+ Points	-
10+ Rebounds	2
10+ Assists	-
Double-Doubles	1
Dunks	14
Fouls Drawn	37
Points Leader	1
Rebound Leader	8
Assist Leader	1


### 2023-24 Game-by-Game

Date	Opponent	GS	Min	FG	3Pt	FT	OR	DR	TR	PF	A	TO	Blk	Stl	TP
N.6	Abilene Chrst.		8	0-0	0-0	1-2	0	0	0	2	0	0	0	1	1
N.12	Sam Houston		14	3-4	0-0	0-0	3	5	8	1	0	2	3	0	6
N.16	vs. St. Bonaventure		11	0-1	0-0	0-0	3	3	6	3	1	1	1	0	0
N.17	vs. Notre Dame	*	36	3-6	0-0	3-6	2	3	5	5	2	1	1	2	9
N.20	New Orleans	*	15	2-3	0-0	0-2	1	0	1	3	2	0	0	0	4
N.24	Houston Chrst.	*	18	4-8	0-0	2-2	1	4	5	3	2	1	6	0	10
N.30	Creighton	*	18	3-8	0-0	0-0	1	4	5	4	0	1	2	1	6
D.5	at Southern Ill.	*	22	2-5	0-0	0-1	5	5	10	2	0	3	2	1	4
D.10	vs. Tulsa	*	18	3-4	0-0	0-0	0	7	7	4	1	4	0	1	6
D.17	Oral Roberts	*	19	4-6	0-0	0-0	1	8	9	0	6	2	0	0	8
D.20	Wofford	*	19	1-3	0-0	0-0	0	4	4	3	0	0	2	0	2
D.31	S. Carolina St.	*	24	4-7	0-0	3-6	1	9	10	4	4	1	3	1	11
J.3	Chicago St.	*	19	2-2	0-0	2-2	2	3	5	3	1	2	4	1	6
J.6	Baylor^	*	38	7-7	0-0	6-6	3	5	8	2	2	2	4	0	20
J.9	at Texas Tech^	*	33	2-3	0-0	0-1	1	4	5	0	0	1	0	0	4
J.13	at Iowa St.^	*	33	0-2	0-0	1-3	1	7	8	3	1	3	0	0	1
J.16	Kansas^	*	26	3-6	0-0	4-6	2	3	5	4	1	3	0	1	10
J.20	at Kansas St.^														
J.23	TCU^														
J.27	West Virginia^														
J.30	at Kansas^														
F.3	Kansas St.^														
F.6	at Houston^														
F.10	at Oklahoma^														
F.17	BYU^														
F.21	at Cincinnati^														
F.24	Oklahoma^														
F.28	UCF^														
M. 2	at Texas^														
M. 5	Texas Tech^														
M. 9	at BYU^														

### Profile:

- Oklahoma State's ninth McDonald's All-American and the second signed by head coach Mike Boynton, joining Cade Cunningham (2020).
- Added 18 pounds of muscle during the eight-week summer session.
- Started for the West squad and scored 11 points on 5-of-5 shooting in the 2023 McDonald's All-American game.
- Consensus four-star recruit in the Class of 2023, ranked as high as No. 30 by Rivals and also earned high grades from 247sports (36), ESPN (41) and On3 (43). Picked OSU over Arkansas, Florida, Houston, Kansas, LSU, Oklahoma, SMU, Texas, Texas A&M, Texas Tech, Tulsa.
- One of 25 players named to USA Today's All-USA Team.
- One of 30 included on the Jordan Brand's 2023 All-Star roster.
- 2023 Gatorade and MaxPreps Player of the Year in the state of Oklahoma.
- Two-time Daily Oklahoman Super 5 selection.
- Voted OKC Metro 2022-23 Boys Athlete of the Year (all sports).
- Led his team to a pair of 5A state titles (the school's first in more than four decades) in 2021 and 2023 plus a runner-up finish in between (2022).
- Averaged a double-double as a senior (15.7 ppg, 10.0 rpg) along with 3.0 assists, 1.2 steals and 1.7 blocks.
- Teamed up with Eric Dailey Jr. to win a gold medal with Team USA at the 2022 FIBA U18 Americas in Mexico.
- Turned down a chance to play in the 2023 FIBA U19 World Cup in order to rest up for his first season of college ball.
- Son of Tim Garrison and Toni and Sidricke Lewis.
- Has two sisters, Kimbrie and Bryana, and two brothers, Brayden and Donavon.

## Player Bios



# 32



## Mike Marsh

6-10 | 250 | RS-SR-TR | C | Columbia, S.C. | Gray Collegiate Academy / Dodge City CC / Jacksonville

### Marsh's Career Statistics

Season	School	GP-GS	MIN/MPG	FGM-A	FG%	3FGM-A	3FG%	FTM-A	FT%	OR	DR	TR	RPG	PF-FO	A	TO	BLK	STL	TP	PPG
2019-20	Dodge City CC (Fr.)			Redshirted																
2020-21	Dodge City CC (R-Fr.)			Junior College																
2021-22	Jacksonville (R-So.)	29-22	705/24.3	97-187	.519	0-1	0.000	57-101	.564	68	90	158	5.4	68-1	36	44	5	13	251	8.7
2022-23	Jacksonville (R-Jr.)	22-14	510/23.2	96-174	.552	0-2	0.000	38-55	.691	35	72	107	4.9	41-2	17	36	4	16	230	10.5
<b>2023-24</b>	<b>OSU (R-Sr.)</b>	<b>16-3</b>	<b>238/14.9</b>	<b>38-69</b>	<b>.551</b>	<b>0-0</b>	<b>.000</b>	<b>11-17</b>	<b>.647</b>	<b>22</b>	<b>35</b>	<b>57</b>	<b>3.6</b>	<b>29-0</b>	<b>17</b>	<b>18</b>	<b>6</b>	<b>2</b>	<b>87</b>	<b>5.4</b>
<b>OSU TOTALS</b>		<b>16-3</b>	<b>238/14.9</b>	<b>38-69</b>	<b>.551</b>	<b>0-0</b>	<b>.000</b>	<b>11-17</b>	<b>.647</b>	<b>22</b>	<b>35</b>	<b>57</b>	<b>3.6</b>	<b>29-0</b>	<b>17</b>	<b>18</b>	<b>6</b>	<b>2</b>	<b>87</b>	<b>5.4</b>
NCAA TOTALS		67-39	1452/21.7	231-430	.537	0-3	.000	106-173	.613	125	197	322	4.8	138-3	70	98	15	31	568	8.5

### Marsh's OSU Bests

Points	14	HOUSTON CHRST (11/24/23)
Rebounds	11	NEW ORLEANS (11/20/23)
FG Made	6	2x, Last: HCU (11/24/23)
FG Attempts	10	ABILENE CHRST. (11/6/23)
3-Point FGM		
3-Point Att.		
FT Made	3	NEW ORLEANS (11/20/23)
FT Attempts	6	NEW ORLEANS (11/20/23)
Assists	3	2x, Last: at SIU (12/5/23)
Steals	1	2x, Last: HCU (11/24/23)
Blocks	1	6x, Last: BAYLOR (1/6/24)
Minutes	28:29	vs. St. Bonaventure (11/16/23)

### Misc. Totals

10+ Points	3	3
20+ Points	-	-
30+ Points	-	-
10+ Rebounds	1	1
10+ Assists	-	-
Double-Doubles	1	1
Dunks	2	2
Fouls Drawn	22	22
Points Leader	1	1
Rebound Leader	2	2
Assist Leader	-	-

### 2023-24 Game-by-Game

Date	Opponent	GS	Min	FG	3Pt	FT	OR	DR	TR	PF	A	TO	Blk	Stl	TP
N.6	Abilene Chrst.	*	23	6-10	0-0	1-2	1	8	9	1	2	1	1	0	13
N.12	Sam Houston	*	17	1-3	0-0	1-1	0	4	4	3	1	1	1	1	3
N.16	vs. St. Bonaventure	*	28	4-4	0-0	1-2	3	3	6	4	2	1	0	0	9
N.17	vs. Notre Dame	dnp													
N.20	New Orleans		19	5-7	0-0	3-6	6	5	11	2	3	1	1	0	13
N.24	Houston Chrst.		16	6-9	0-0	2-2	3	2	5	2	1	1	0	1	14
N.30	Creighton		19	3-9	0-0	0-1	0	0	0	2	0	2	0	0	6
D.5	at Southern Ill.		17	1-3	0-0	0-0	2	2	4	2	3	2	1	0	2
D.10	vs. Tulsa		20	2-5	0-0	0-0	2	2	4	2	0	2	1	0	4
D.17	Oral Roberts		10	2-3	0-0	2-2	0	0	0	3	1	2	0	0	6
D.20	Wofford		14	3-3	0-0	0-0	1	1	2	0	1	2	0	0	6
D.31	S. Carolina St.		11	1-3	0-0	0-0	1	2	3	4	1	1	0	0	2
J.3	Chicago St.		12	2-3	0-0	0-0	0	1	1	0	0	1	0	0	4
J.6	Baylor^		7	0-0	0-0	0-0	0	2	2	2	1	1	1	0	0
J.9	at Texas Tech^		7	1-2	0-0	1-1	1	1	2	2	0	0	0	0	3
J.13	at Iowa St.^		7	0-1	0-0	0-0	1	1	2	0	1	0	0	0	0
J.16	Kansas^		11	1-4	0-0	0-0	1	1	2	0	0	0	0	0	2
J.20	at Kansas St.^														
J.23	TCU^														
J.27	West Virginia^														
J.30	at Kansas^														
F.3	Kansas St.^														
F.6	at Houston^														
F.10	at Oklahoma^														
F.17	BYU^														
F.21	at Cincinnati^														
F.24	Oklahoma^														
F.28	UCF^														
M. 2	at Texas^														
M. 5	Texas Tech^														
M. 9	at BYU^														

### Profile:

- Stalwart in the low post who featured prominently at Jacksonville for the past two seasons and will play his final collegiate season in Stillwater.
- Started 36 games in two seasons at Jacksonville.
- As a redshirt junior in 2022-23, averaged 10.5 points and 4.9 rebounds in 23.3 minutes while shooting 55.2% from the field.
- Scored in double-figures 14 times in 22 games.
- As a redshirt sophomore in 2021-22, posted the ASUN's best offensive rebound percentage during conference play (14.4) and finished the year ranked 73rd nationally in that category (12.4%), per KenPom.
- Helped his team to 21 wins and a runner-up finish at the 2022 ASUN tournament.
- Redshirted as a freshman at USC Salkehatchie (2019-20) before following head coach Jake Williams to Dodge City (Kan.) Community College where he earned second team All-Kansas Jayhawk Conference honors as a redshirt freshman (2020-21). Averaged 11.7 points and 6.9 rebounds while posting the second-highest season shooting percentage on program history (67.1%).
- Started playing organized basketball as a high school junior at Gray Collegiate Academy in West Columbia, S.C. and was coached by one of Mike Boynton's former South Carolina teammates, Brandon Wallace.
- Helped the War Eagles to the Class 2A state title as a senior and also played defensive end on the football team.



## Player Bios



# 35



## Weston Church

6-3 | 180 | SR-2L | G | Fairview, Okla. | Fairview HS

### Church's Career Statistics

Season	School	GP-GS	MIN/MPG	FGM-A	FG%	3FGM-A	3FG%	FTM-A	FT%	OR	DR	TR	RPG	PF-FO	A	TO	BLK	STL	TP	PPG
2020-21	OSU (Fr.)			Did not see action																
2021-22	OSU (So.)	4-0	6/1.4	1-3	.333	0-0	---	0-0	---	1	0	1	0.3	1-0	0	1	0	1	2	0.5
2022-23	OSU (Jr.)	7-0	8/1.1	1-1	1.000	1-1	1.000	0-0	---	0	1	1	0.1	1-0	0	0	0	0	3	0.4
<b>2023-24</b>	<b>OSU (Sr.)</b>	<b>4-0</b>	<b>6/1.4</b>	<b>1-3</b>	<b>.333</b>	<b>0-1</b>	<b>.000</b>	<b>0-2</b>	<b>.000</b>	<b>1</b>	<b>0</b>	<b>1</b>	<b>0.3</b>	<b>0-0</b>	<b>0</b>	<b>2</b>	<b>0</b>	<b>1</b>	<b>2</b>	<b>0.5</b>
<b>OSU TOTALS</b>		<b>15-0</b>	<b>19/1.3</b>	<b>3-7</b>	<b>.429</b>	<b>1-2</b>	<b>.500</b>	<b>0-2</b>	<b>.000</b>	<b>2</b>	<b>1</b>	<b>3</b>	<b>0.2</b>	<b>2-0</b>	<b>0</b>	<b>3</b>	<b>0</b>	<b>2</b>	<b>7</b>	<b>0.5</b>

### Church's Career Bests

Points	3	at Oakland (11/13/22)
Rebounds	1	3x, Last: ORU (12/17/23)
FG Made	1	3x, Last: CHICAGO ST (1/3/24)
FG Attempts	2	2x, Last: CHICAGO ST (1/3/24)
3-Point FGM	1	at Oakland (11/13/22)
3-Point Att.	1	at Oakland (11/13/22)
FT Made		
FT Attempts	2	HOUSTON CHRST (11/24/23)
Assists		
Steals	1	2x, Last: SCSU (12/31/23)
Blocks		
Minutes	2	3x, Last: ORU (12/17/23)

### Misc. Totals

23-24 Career		
10+ Points	-	-
20+ Points	-	-
30+ Points	-	-
10+ Rebounds	-	-
10+ Assists	-	-
Double-Doubles	-	-
Dunks	-	-
Fouls Drawn	1	-
Points Leader	-	-
Rebound Leader	-	-
Assist Leader	-	-


### 2023-24 Game-by-Game

Date	Opponent	GS	Min	FG	3Pt	FT	OR	DR	TR	PF	A	TO	Blk	Stl	TP
N.6	Abilene Chrst.	dnp													
N.12	Sam Houston	dnp													
N.16	vs. St. Bonaventure	dnp													
N.17	vs. Notre Dame	dnp													
N.20	New Orleans	dnp													
N.24	Houston Chrst.	1	0-0	0-0	0-2	0	0	0	0	0	0	1	0	0	0
N.30	Creighton	dnp													
D.5	at Southern Ill.	dnp													
D.10	vs. Tulsa	dnp													
D.17	Oral Roberts	2	0-1	0-0	0-0	1	0	1	2	0	0	0	0	0	0
D.20	Wofford	dnp													
D.31	S. Carolina St.	1	0-0	0-0	0-0	0	0	0	0	0	0	1	0	1	0
J.3	Chicago St.	1	1-2	0-1	0-0	0	0	0	0	0	0	0	0	0	2
J.6	Baylor^	dnp													
J.9	at Texas Tech^	dnp													
J.13	at Iowa St.^	dnp													
J.16	Kansas^	dnp													
J.20	at Kansas St.^														
J.23	TCU^														
J.27	West Virginia^														
J.30	at Kansas^														
F.3	Kansas St.^														
F.6	at Houston^														
F.10	at Oklahoma^														
F.17	BYU^														
F.21	at Cincinnati^														
F.24	Oklahoma^														
F.28	UCF^														
M. 2	at Texas^														
M. 5	Texas Tech^														
M. 9	at BYU^														

### Profile:

- Selected by the OSU Alumni Association as a 2023-24 "Senior of Significance." The award honors the top one percent of graduating seniors who have excelled in scholarship, leadership and service to the campus and community.
- Five-time Presidents Honor Roll qualifier (4.0 semester GPA).
- One of two OSU senior walk-ons. The Cowboys are 11-0 all-time when he appears in the box score.
- First Team Academic All-Big 12 as a junior in 2022/2023... Qualified for the NABC Honors Court (3.2+ GPA during the academic year)... Took just one shot in seven games but made it count, drilling a three-pointer in the road win at Oakland (Nov. 13).
- Saw action in four games as a sophomore and scored two points in the 2021-22 season-opener against UTA.
- Recognized as one of OSU's "Top 10 Freshmen Men" by the Mortar Board honor society for outstanding leadership and community service.
- 2020 Fairview High class valedictorian... Averaged 24.7 points and 5.0 rebounds as a senior and earned a long list of accolades.
- Enid News First Team All-Northwest Oklahoma.
- A member of OSU's Farmhouse fraternity.

## Player Bios



# 51



## John-Michael Wright

6-1 | 190 | GR-1L | G | Fayetteville, N.C. | Fayetteville Academy / High Point

### Wright's Career Statistics

Season	School	GP-GS	MIN/MPG	FGM-A	FG%	3FGM-A	3FG%	FTM-A	FT%	OR	DR	TR	RPG	PF-FO	A	TO	BLK	STL	TP	PPG
2019-20	High Point (Fr.)	32-32	1038/32.4	153-392	.390	60-181	.331	88-116	.759	45	124	169	5.3	72-1	73	51	11	34	454	14.2
2020-21	High Point (So)	22-22	739/33.6	151-361	.418	48-140	.343	106-136	.779	29	86	115	5.2	48-1	71	49	7	35	456	20.7
2021-22	High Point (Jr)	32-32	1117/34.9	195-476	.410	65-179	.363	133-171	.778	22	118	140	4.4	73-4	108	82	9	32	588	18.4
2022-23	Oklahoma St. (Sr)	36-36	1089/30.2	119-330	.361	69-203	.340	47-58	.810	15	85	100	2.8	61-0	72	59	3	30	354	9.8
<b>2023-24</b>	<b>Oklahoma St. (Gr)</b>	<b>17-5</b>	<b>277/16.3</b>	<b>31-91</b>	<b>.341</b>	<b>19-63</b>	<b>.302</b>	<b>20-24</b>	<b>.833</b>	<b>5</b>	<b>11</b>	<b>16</b>	<b>0.9</b>	<b>24-0</b>	<b>16</b>	<b>11</b>	<b>1</b>	<b>12</b>	<b>101</b>	<b>5.9</b>
<b>OSU TOTALS</b>		<b>53-41</b>	<b>1365/25.8</b>	<b>150-421</b>	<b>.356</b>	<b>88-266</b>	<b>.331</b>	<b>67-82</b>	<b>.817</b>	<b>20</b>	<b>96</b>	<b>116</b>	<b>2.2</b>	<b>85-0</b>	<b>88</b>	<b>70</b>	<b>4</b>	<b>42</b>	<b>455</b>	<b>8.6</b>
NCAA TOTALS		139-127	4259/30.6	649-1650	.393	261-766	.341	394-505	.780	116	424	540	3.9	278-6	340	252	31	143	1953	14.1

### Wright's OSU Bests

Points	19	2x, Last: at Iowa St. (2/11/23)
Rebounds	6	3x, Last: Texas Tech (2/8/23)
FG Made	6	7x, Last: Baylor (2/27/23)
FG Attempts	16	at Texas (1/24/23)
3-Point FGM	6	Kansas (2/14/23)
3-Point Att.	11	Baylor (2/27/23)
FT Made	6	vs. St. Bonaventure (11/16/23)
FT Attempts	7	2x, Last: vs St. Bonav. (11/16/23)
Assists	4	4x, Last: ABILENE C. (11/6/23)
Steals	4	at Oklahoma (2/1/23)
Blocks	2	TCU (2/4/23)
Minutes	41:09	vs. UCF (11/18/22)

### Misc. Totals

10+ Points	6	23
20+ Points	-	-
30+ Points	-	-
10+ Rebounds	-	-
10+ Assists	-	-
Double-Doubles	-	-
Dunks	1	1
Fouls Drawn	22	73
Points Leader	-	3
Rebound Leader	-	-
Assist Leader	1	7

### 2023-24 Game-by-Game

Date	Opponent	GS	Min	FG	3Pt	FT	OR	DR	TR	PF	A	TO	Blk	Stl	TP
N.6	Abilene Chrst.	*	23	1-9	0-6	0-0	0	0	0	0	4	2	0	2	2
N.12	Sam Houston	*	22	4-12	3-7	3-3	1	1	2	3	1	0	0	1	14
N.16	vs. St. Bonaventure		29	3-11	2-7	6-7	1	1	2	3	1	1	0	0	14
N.17	vs. Notre Dame	*	38	4-9	1-6	2-2	0	2	2	3	2	0	0	2	11
N.20	New Orleans	*	24	4-10	1-6	2-2	0	1	1	3	1	2	0	3	11
N.24	Houston Chrst.	*	24	4-8	2-6	0-0	2	2	4	1	1	0	0	1	10
N.30	Creighton		16	0-4	0-3	0-0	0	0	0	0	1	0	0	0	0
D.5	at Southern Ill.		2	0-0	0-0	0-0	0	0	0	2	0	0	0	0	0
D.10	vs. Tulsa		11	2-4	2-4	0-0	0	0	0	1	2	0	0	1	6
D.17	Oral Roberts		10	1-1	1-1	0-0	0	0	0	1	0	0	0	1	3
D.20	Wofford		5	0-2	0-2	0-0	0	1	1	1	0	0	0	0	0
D.31	S. Carolina St.		8	1-2	1-2	0-0	0	0	0	1	1	1	0	0	3
J.3	Chicago St.		14	1-2	1-2	2-2	1	1	2	0	2	0	0	0	5
J.6	Baylor^		6	1-1	1-1	0-0	0	1	1	0	0	1	0	0	3
J.9	at Texas Tech^		18	3-8	3-6	5-6	0	1	1	4	0	1	0	0	14
J.13	at Iowa St.^		15	2-5	1-3	0-2	0	0	0	1	0	2	1	1	5
J.16	Kansas^		11	0-3	0-1	0-0	0	0	0	0	0	1	0	0	0
J.20	at Kansas St.^														
J.23	TCU^														
J.27	West Virginia^														
J.30	at Kansas^														
F.3	Kansas St.^														
F.6	at Houston^														
F.10	at Oklahoma^														
F.17	BYU^														
F.21	at Cincinnati^														
F.24	Oklahoma^														
F.28	UCF^														
M. 2	at Texas^														
M. 5	Texas Tech^														
M. 9	at BYU^														

### Profile:

- Enters his final season of college basketball as one of the NCAA's active leaders in career points (1,852) and minutes (3,982). Also has 242 threes, 524 rebounds and 324 assists over the last four seasons (one at OSU and three at High Point).
- Started all 36 games for OSU in 2022-23 and averaged 9.8 points, 2.8 rebounds and 2.0 assists in 30.2 minutes.
- Hit a team-high 69 threes (1.92-per-game) on 34.0% accuracy and converted 81.0% of his free throws (47-of-58).
- A two-time first team All-Big South selection at High Point for Coach Tubby Smith, started every game of his three-year career and piled up 1,498 points (fourth on the school's D1-era scoring list).
- Led the conference in scoring as a junior (18.4 ppg) in 2021-22 while also averaging 4.4 rebounds and 3.4 assists in 34.9 minutes.

## Player Bios



0



### Naz Brown

6-0 | 181 | So.-1L | G | Fort Worth, Texas | Coppell HS

#### Brown's Career Statistics

Season	School	GP-GS	MIN/MPG	FGM-A	FG%	3FGM-A	3FG%	FTM-A	FT%	OR	DR	TR	RPG	PF-FO	A	TO	BLK	STL	TP	PPG
2022-23	OSU (Fr.)	10-0	20/2.0	1-6	.167	0-3	.000	0-0	---	1	2	3	0.3	3-0	3	4	0	0	2	0.2
2023-24	OSU (So.)																			
<b>OSU TOTALS</b>		<b>10-0</b>	<b>20/2.0</b>	<b>1-6</b>	<b>.167</b>	<b>0-3</b>	<b>.000</b>	<b>0-0</b>	<b>---</b>	<b>1</b>	<b>2</b>	<b>3</b>	<b>0.3</b>	<b>3-0</b>	<b>3</b>	<b>4</b>	<b>0</b>	<b>0</b>	<b>2</b>	<b>0.2</b>

- Second-year walk-on has not appeared in a game in 2023-24, preserving his redshirt option.
- Plays an important role in the team's preparation, serving as scout team point guard.
- Appeared in 10 games as a true freshman in 2022-23, including all three wins over Oklahoma, for a total of 20 minutes.
- Plans to major in media and strategic communications at OSU.
- 2022 graduate of Coppell High, just north of Dallas-Fort Worth, was an underrecruited prospect, due in part to a knee injury suffered in March of his junior year, but made a successful return as a senior, averaging 15.2 points on his way to all-region honors.



22



### Brooks Manzer

6-3 | 190 | JR-1L | G | Edmond, Okla. | Memorial HS

#### Manzer's Career Statistics

Season	School	GP-GS	MIN/MPG	FGM-A	FG%	3FGM-A	3FG%	FTM-A	FT%	OR	DR	TR	RPG	PF-FO	A	TO	BLK	STL	TP	PPG
2020-21	OSU (Fr.)																			
2022-23	OSU (So.)	3-0	4 / 1.4	0-0	---	0-0	---	0-0	---	0	1	1	0.3	0-0	1	0	0	0	0	0.0
2023-24	OSU (Jr.)																			
<b>OSU TOTALS</b>		<b>3-0</b>	<b>4 / 1.4</b>	<b>0-0</b>	<b>---</b>	<b>0-0</b>	<b>---</b>	<b>0-0</b>	<b>---</b>	<b>0</b>	<b>1</b>	<b>1</b>	<b>0.3</b>	<b>0-0</b>	<b>1</b>	<b>0</b>	<b>0</b>	<b>0</b>	<b>0</b>	<b>0.0</b>

- Third-year walk-on guard has battled injuries in each of the last three seasons.
- 13th member of his family to attend OSU. Father, Bryndon, played for the Cowboys from 1992-94. Grandfather, Lee, taught marketing at OSU for 43 years and served as official scorer for Cowboy home games for more than three decades.
- Appeared in three games as a sophomore in 2022-23 – all in the month of November. Did not suit up as a freshman while recovering from an ACL injury suffered during his senior year of high school.
- Three-year letter winner at Edmond Memorial High School near Oklahoma City but missed most of his senior year due to ACL surgery.

# The Last Time...

## The last time OSU...

Won five straight games.....	5 from 12/10/2023 to 1/3/2024
Won five straight at home.....	5 from 1/18/2023 to 2/8/2023
Won 10 straight at home.....	12 from 2/21/2014 to 12/15/2014
Won five straight true road games.....	5 from 1/21/2017 to 2/22/2017
Lost five straight games.....	5 from 2/14/2023 to 2/27/2023
Lost five straight on the road.....	6 from 1/22/2022 to 2/26/2022
Scored 100+ Points.....	102 -- UTRGV (12/22/2017)
Scored 90+ Points.....	92 -- Houston Christian (11/24/2023)
Scored fewer than 60 points.....	42 -- at Iowa State (1/13/2024)
Scored fewer than 50 points.....	42 -- at Iowa State (1/13/2024)
Won by 20+ points.....	21, 81-60 -- Oral Roberts (12/17/2023)
Won by 30+ points.....	30 -- College of Charleston (11/22/2021)
Won by 40+ points.....	43, 88-45 -- UT Arlington (11/9/2021)
Won by 50+ points.....	51, 82-31 -- Southeastern La. (12/29/2019)
Shot 60% from the field.....	.660 -- at Texas (3/7/2020)
Shot 65%+ from the field.....	"
Shot Less than 25% from the floor.....	246 -- at South Carolina (12/6/2014)
Shot Less than 30% from the floor.....	.269 -- vs. Texas (3/9/2023)
Shot 50% from beyond the arc.....	.515 (17/33) -- Sam Houston (11/12/2023)
Shot less than 15% from the beyond the arc.....	.143 -- vs. Texas (3/9/2023)
Failed to make a 3-point attempt.....	vs Iowa State (1/8/2001)
Made 12+ three-pointers.....	13/27 -- South Carolina St. (12/31/2023)
Made 14+ three-pointers.....	15/33 -- Wofford (12/20/2023)
Two players make 5+ three-pointers.....	at Texas Tech (2/27/2019)
Made 35+ free throws.....	35 -- Rogers State (11/30/2016)
Shot 100% at the free throw line.....	5/5 -- Wofford (12/20/2023)
Shot 100% at the free throw line (min. 10 FTM).....	22/22 -- Texas Tech (2/25/2017)
Shot less than 50% at the free throw line.....	5/14, .357 at Iowa State (1/13/2024)
50+ rebounds.....	51 -- Oral Roberts (11/26/2021)
60+ rebounds.....	60, Northwestern Okla. St. (11/17/2014)
Grabbed 20 offensive rebounds.....	20, at Southern Illinois (12/5/2023)
Had 20 assists.....	21 -- South Carolina St. (12/31/2023)
Had fewer than 5 assists.....	4 -- Texas (2/2/2021)
10+ steals.....	10 -- Wofford (12/17/2023)
15+ steals.....	16 -- College of Charleston (11/22/2021)
10+ blocks.....	12 vs Texas (1/7/2023)
15+ blocks.....	16 -- College of Charleston (11/22/2021)
<b>Failed to block at least one shot.....</b>	<b>0 -- Kansas (1/16/2024)</b>
<b>First time since 12/17/2023 -- Oral Roberts</b>	
Had multiple 30-point scorers.....	vs Southwestern State (1/2/2007)
Had three 30-point scorers.....	vs Oral Roberts (3/4/1993)
Had two 20-point scorers.....	vs Kansas State (2/19/2022)
Had three 20-point scorers.....	vs Oklahoma (2/18/2017)
Had four 20-point scorers.....	vs Northwestern State (1/3/2009)
OSU & Opponent combined for four 20-point scorers.....	vs Oklahoma (2/18/2017)
OSU & Opponent combined for five 20-point scorers.....	vs West Virginia (1/4/2021)
OSU & Opponent combined for six 20-point scorers.....	vs Providence (11/25/1993)
OSU & Opponent combined for 10 double-figure scorers.....	10 vs Baylor (2/8/2020)
Had five double-figure scorers.....	5 -- South Carolina St. (12/31/2023)
Had six double-figure scorers.....	6 -- Houston Christian (11/24/2023)
Had seven double-figure scorers.....	vs Rogers State (11/30/2016)
Had all 5 starters score in double figures.....	South Carolina State (12/31/2023)
Had no players score in double figures.....	at Iowa State (2/29/2016)
Had only one player score in double figures.....	at Iowa State (1/13/2024)
Had two double-figure rebounders.....	2, South Carolina State Brandon Garrison (10) & Quion Williams (10)
Had three double-figure rebounders.....	at Youngstown St. (3/15/2023)
Had two double-doubles.....	South Carolina State (12/31/2023) Quion Williams (16 pts, 10 reb) & Brandon Garrison (11 pts, 10 reb)
Had three double-doubles.....	at Youngstown St. (3/15/2023)
Scored 50 points in first half.....	52, Houston Christian (11/24/2023)
Scored 50 points in second half.....	53 -- New Orleans (11/20/2023)
Scored less than 20 points in the first half.....	19 at Oklahoma (2/26/2022)
Scored less than 20 points in second half.....	16 at Iowa State (1/13/2024)
Had a 20+ point scoring run.....	22-0 -- New Orleans (11/20/2023)
Had three players foul out.....	at Baylor (2/8/2020)

Defeated an AP ranked opponent.....	64-56 vs 11/13 Iowa State (2/11/2023)
Lost to an AP ranked opponent.....	66-90 to No. 3/4 Kansas (1/16/2024)
Won an overtime game.....	82-79 vs Kansas State (2/19/2022)
Lost an overtime game.....	70-75 -- Baylor (1/6/2024)
Won a double-overtime game.....	75-67 vs Texas (2/6/2021)
Lost a double-overtime game.....	67-68 vs Kansas (2/20/2013)
Won a triple-overtime game.....	105-103 vs Texas (1/16/2007)
Lost a triple-overtime game.....	97-98 vs Iowa State (2/3/2014)
Won a quadruple-overtime game.....	96-91 at Colorado (2/5/1983)
Lost a quadruple-overtime game.....	Never

## The last time an OSU opponent...

Scored 100+ points.....	100 by TCU (2/18/2023)
<b>Scored 90+ points.....</b>	<b>90, Kansas (1/16/2024)</b>
<b>First Time since 1/9/2024 at Texas Tech (90)</b>	
Scored Fewer than 60 points.....	53 -- Chicago State (1/3/2024)
Scored Fewer than 50 points.....	49 -- vs. Oklahoma (3/8/2023)
<b>Won by 20+ points.....</b>	<b>24, 66-90 -- Kansas (1/16/2024)</b>
<b>First time since 1/13/2024 at Iowa State (L, 42-66)</b>	
Won by 30+ Points.....	35, 50-85 -- at Texas Tech (1/4/2020)
Won by 40+ points.....	41, 65-106 -- at Baylor (1/13/2012)
Shot 65%+ from the floor.....	.684 -- at TCU (2/18/2023)
<b>Shot 60% from the floor.....</b>	<b>36/58, .621 -- Kansas (1/16/2024)</b>
<b>First time since 2/18/2023 against TCU (.684)</b>	
<b>Shot 50% from the floor.....</b>	<b>36/58, .621 -- Kansas (1/16/2024)</b>
<b>First time since 1/9/2024 at Texas Tech (.593, 35/59)</b>	
Shot less than 25% from the floor.....	.224 -- Southeastern La. (12/29/2019)
Shot less than 30% from the floor.....	.290 -- Chicago State (1/4/2023)
Shot 50% from the beyond the arc.....	.538, 7/13 -- at Texas Tech (1/9/2024)
Shot <20% from the beyond the arc.....	.133, 2/15 -- Baylor (1/6/2024)
Shot <15% from beyond the arc.....	.133, 2/15 -- Baylor (1/6/2024)
Made 12+ three-pointers.....	14/30 -- at Texas Tech (3/4/2023)
Failed to make a 3-point attempt.....	TCU 2/14/2015)
Made 35+ free throws.....	35, at Wichita State (12/17/2016)
Shot 100% at the free throw line.....	4/4 -- Wofford (12/20/2023)
Shot 100% at the free throw line (min. 10 FTM).....	12/12 -- Iowa State (2/29/2020)
Shot less than 50% at the free throw line.....	.474 -- Iowa State (2/11/2023)
Totaled less than 25 rebounds.....	.23 -- vs. Tulsa (12/10/2023)
Totaled 50 rebounds.....	50 -- Kansas (1/4/2022)
Grabbed 20 offensive rebounds.....	22 -- Texas (2/6/2021)
Had <5 assists.....	4 -- vs. Tulsa (12/10/2023)
Had 20 assists.....	28 -- at TCU (2/18/2023)
Had 10+ steals.....	13 -- at Iowa State (1/13/2024)
Had 15+ steals.....	18 -- South Carolina State (12/31/2023)
Had 10 blocks.....	11 -- vs. Oregon State (3/21/2021)
Had two 30-point scorers.....	Never
Had two 20-point scorers.....	2, Creighton (11/30/2023)
Had three 20-point scorers.....	West Virginia (1/4/2021)
Had five double-figure scorers.....	by Texas (3/9/2023)
Had six double-figure scorers.....	by TCU (2/18/2023)
Had seven double-figure scorers.....	Never
Had all 5 starters score in double figures.....	Texas Tech (1/9/2024)
Had no players score in double figures.....	Texas Tech (3/4/2023)
Had two double-figure rebounders.....	Kansas (1/4/2022)
Had three double-figure rebounders.....	at Kansas (2/8/2021)
Had two double-doubles.....	Kansas (2/8/2021)*

\*(Kansas totaled three double-doubles on 2/8/2021)

Scored 50 points in first half.....	50, Oklahoma (1/3/2018)
Scored 50 points in second half.....	50 at Texas Tech (1/9/2024)
Scored less than 20 points in first half.....	17, UCF (11/18/2022)
Scored less than 20 points in second half.....	16, Iowa State (3/2/2022)
Had three players foul out.....	West Virginia (1/25/2014)



## The Last Time...

### The last Cowboy with...

a Triple-Double (P/R/A)	19/14/10, Maurice Baker vs UTSA (1/3/2001)
a Double-Double (PTS/REB)	2x -- South Carolina State (12/31/2023) Quion Williams (16 pts, 10 reb) & Brandon Garrison (11 pts, 10 reb)
a Double-Double (PTS/AST)	15/11, Isaac Likekele vs TCU (2/6/2020)
a 20/20 Performance (PTS/REB)	37/20, Mario Boggan vs Texas (1/16/2007)
a 20/10 Performance (PTS/REB)	29/10, Javon Small vs. Notre Dame (11/17/2023)
a 25/10 Performance (PTS/REB)	29/10, Javon Small vs. Notre Dame (11/17/2023)
25+ Points	25, Javon Small -- at Southern Illinois (12/5/2023)
26+ Points	29 in OT, Javon Small vs. Notre Dame (11/17/2023)
30+ Points	34, Avery Anderson III -- Iowa State (1/26/2022)
35+ Points	40, Cade Cunningham -- at Oklahoma (2/27/2021)
41+ Points	42, Jawun Evans -- Oklahoma (1/13/2016)
43+ Points	45, Randy Rutherford -- at Kansas (3/5/1995)
46+ Points	58*, Bob Kurland -- Saint Louis (2/22/1946)
10+ Field Goals	10, Kalib Boone -- Kansas (2/14/2023)
15+ Field Goals	18, Jawun Evans -- Oklahoma (1/12/2016)
7+ Three-pointers	7, Caleb Asberry -- at Texas Tech (3/4/2023)
15+ Free Throws Made	16, Marcus Smart -- Texas (1/7/2014)
20+ Free Throws Made	20, Keiton Page -- Texas (2/17/2022)
10+ Rebounds	Quion Williams & Brandon Garrison -- South Carolina State (12/31/2023)
11+ Rebounds	11, Eric Dailey Jr. -- Oral Roberts (12/17/2023)
12+ Rebounds	14, Tyreek Smith vs. Oklahoma (3/8/2023)
15+ Rebounds	15, Moussa Cisse vs Southern Illinois (11/11/2022)
16+ Rebounds	18, Marshall Moses at La Salle (12/4/2010)
19+ Rebounds	20, Mario Boggan -- Texas (1/10/2007)
21+ Rebounds	22, Don Youman at Samford (12/16/1978)
23+ Rebounds	24, Andy Hopson -- Nebraska (1/26/1974)
25+ Rebounds	25, Andy Hopson -- Oklahoma (2/10/1973)
26+ Rebounds	*27, Andy Hopson -- Missouri (1/30/1973)
9+ Offensive Rebounds	9, Mitchell Solomon -- A&M-Corpus Christi (12/22/2016)
10 Offensive Rebounds	** 10, Mario Boggan vs Texas (1/16/2007)
10+ Assists	11, Isaac Likekele vs TCU (2/6/2020)
15+ Assists	15, Jawun Evans -- Kansas (3/4/2017)
5+ Steals	5, Avery Anderson III vs Southern Illinois (11/10/2022)
5+ Blocks	6, Brandon Garrison -- Houston Christian (11/24/2023)
a Game-Winner in the final 3 seconds	2/8/2023 at GIA John-Michael Wright made a put-back and-1 with 0.8 remaining to defeat Texas Tech, 71-68.

### The last Cowboy Opponent with...

a Triple-Double (P/R/A)	19/10/11, Anthony Bowie, Oklahoma (2/27/1985)
a Double-Double (PTS/REB)	16 pts, 12 reb -- Ryan Kalkbrenner -- Creighton (11/30/2023)
a Double-Double (PTS/AST)	16/11, Damion Baugh, TCU (2/18/2023)
a 20/20 Performance (PTS/REB)	20/23, Reginald King, Alabama (12/17/1976)
a 20/10 Performance (PTS/REB)	25/11, Eral Penn, DePaul (11/20/2022)
30+ Points	32, Xavier Johnson -- at Southern Illinois (12/5/2023)
40+ Points	48, Trae Young, Oklahoma (1/20/2018)
10+ Rebounds	11, Kyler Filewich, Wofford (12/20/2023)
15+ Rebounds	15, David McCormack, Kansas (1/4/2022) 15, Jalen Willson, Kansas (1/4/2022)
20+ Rebounds	21, Derek Culver, West Virginia (3/9/2019)
10+ Offensive Rebounds	12, Rico Gathers, Baylor (1/5/2016)
10+ Assists	11, Damion Baugh, TCU (2/18/2023)
7+ Three-Pointers	Adam Flagler, Baylor (2/21/2022)
5+ Steals	5, Tamin Lipsey, at Iowa State (1/13/2024)
5+ Blocks	5, Connor Vanover, Arkansas (1/30/2021)
a Game-Winner in the final 3 seconds	2/2/2022 in Manhattan, Kan. Kansas State's Nijel Pack hit a 22-foot triple with 2.2 remaining to beat OSU, 71-68.

## 2023-24 Schedule & Results

### Game Records

	Overall	Home	Away	Neutral
All Games	8-9	7-4	0-3	1-2
Big 12	0-4	0-2	0-2	-
Non-Conference	8-5	7-2	0-1	1-2

### Results

		Location	W/L	Score	Points	Rebounds	Attend.
Nov. 6	Abilene Christian	Stillwater (GIA)	L	59-64	19 -- Thompson	10 -- Williams	5,084
Nov. 12	Sam Houston	Stillwater (GIA)	W	85-70	17 -- Thompson	8 -- Garrison	5,843

### Legends Classic

Nov 16	vs St. Bonaventure (SF)	Brooklyn, N.Y. (Barclays Center)	L	64-66	15 -- Dailey	6 -- Garrison/Marsh	5,524
Nov 17	vs Auburn/Notre Dame	Brooklyn, N.Y. (Barclays Center)	L	64-66 ot	29 -- Small	11 -- Williams	4,849

Nov. 20	NEW ORLEANS	Stillwater (GIA)	W	96-68	18 -- Keller	13 -- Marsh	5,907
Nov. 24	HOUSTON CHRISTIAN	Stillwater (GIA)	W	92-65	14 -- Marsh	6 -- Dailey	6,153
Nov. 30	CREIGHTON %	Stillwater (GIA)	L	65-79	24 -- Small	11 -- Dailey	6,309
Dec. 5	at Southern Illinois	Carbondale, Ill. (SIU Arena)	L	68-70	25 -- Small	10 -- Garrison/Williams	5,610
Dec. 10	vs. Tulsa \$	Oklahoma City (Paycom Center)	W	72-57	18 -- Small	7 -- Garrison/Williams	--
Dec. 17	ORAL ROBERTS	Stillwater (GIA)	W	81-60	13 -- Thompson/Williams	11 -- Dailey	6,170
Dec. 20	WOFFORD	Stillwater (GIA)	W	76-70	19 -- Thompson	7 -- Williams	5,637
Dec. 31	SOUTH CAROLINA ST.	Stillwater (GIA)	W	86-70	17 -- Thompson	10 -- Garrison/Williams	7,210
Jan. 3	CHICAGO ST.	Stillwater (GIA)	W	72-53	13 -- Thompson	9 -- Dailey	5,142
Jan. 6	BAYLOR*	Stillwater (GIA)	L	70-75 ot	20 -- Garrison	8 -- Garrison/Small/Williams	6,513
Jan. 9	at Texas Tech*	Lubbock, Texas (United Supermarkets Arena)	L	73-90	17 -- Thompson	6 -- Williams	14,362
Jan. 13	at Iowa St.*	Ames, Iowa (Hilton Coliseum)	L	42-66	12 -- Dailey	8 -- Garrison	14,267
Jan. 16	KANSAS*	Stillwater (GIA)	L	66-90	20 -- Thompson	5 -- Garrison/Williams	8,570
Jan. 20	at Kansas St.*	Manhattan, Kan. (Bramlage Coliseum)	--	--	--	--	--
Jan. 23	TCU*	Stillwater (GIA)	--	--	--	--	--
Jan. 27	WEST VIRGINIA*	Stillwater (GIA)	--	--	--	--	--
Jan. 30	at Kansas*	Lawrence, Kan. (Allen Fieldhouse)	--	--	--	--	--
Feb. 3	KANSAS ST.*	Stillwater (GIA)	--	--	--	--	--
Feb. 6	at Houston*	Houston, Texas (Fertitta Center)	--	--	--	--	--
Feb. 10	at Oklahoma*	Norman, Okla. (Lloyd Noble Center)	--	--	--	--	--
Feb. 17	BYU*	Stillwater (GIA)	--	--	--	--	--
Feb. 21	at Cincinnati*	Cincinnati, Ohio (Fifth Third Arena)	--	--	--	--	--
Feb. 24	OKLAHOMA*	Stillwater (GIA)	--	--	--	--	--
Feb. 28	UCF*	Stillwater (GIA)	--	--	--	--	--
Mar. 2	at Texas*	Austin, Texas (Moody Center)	--	--	--	--	--
Mar. 5	TEXAS TECH*	Stillwater (GIA)	--	--	--	--	--
Mar. 9	at BYU*	Provo, Utah (Marriott Center)	--	--	--	--	--

### Big 12 Championship // Kansas City, Mo. (T-Mobile Center)

Mar 12	First Round (11-14 seeds)
Mar 13	Second Round (First Round winners + 5-9 seeds)
Mar 14	Quarterfinals (Second Round winners + 1-4 seeds)
Mar 15	Semifinals
Mar 16	Final

### Scoring Margins

	1	2	3	4	5	6	7	8	9	10	11	12	13	14	15	16	17	18	19	20-29	30-39	40+	5 or <	<10	10+	20+
Wins	.	.	.	.	.	1	.	.	.	.	.	.	.	.	2	1	.	.	1	3	.	.	.	.	7	3
Losses	.	3	.	.	2	.	.	.	.	.	.	.	.	1	.	.	1	.	.	2	.	.	5	3	4	2

## 2022-23 P-R-A / Participation

## Points-Rebounds-Assists

			1	2	4	5	12	13	14	15	21	23	24	32	35	51
			THOMPSON	DAILEY	HICKLEN	WILLIAMS	SMALL	DOW	KELLER	SAGER	McBRIDE	GARRISON	MIRANDA	MARSH	CHURCH	WRIGHT
Date	Opponent	Result														
Nov. 6	ABILENE CHRISTIAN	L 59-64	19-3-1	6-5-4	3-0-1	4-10-0	---	9-3-1	---	---	2-2-0	1-0-0	---	13-9-2	---	2-0-4
Nov. 12	SAM HOUSTON	W 85-70	17-2-3	9-6-2	6-1-3	6-4-4	16-5-5	0-0-0	---	---	8-1-0	6-8-0	---	3-4-1	---	14-2-1
Nov. 16	vs. St. Bonaventure	L 64-66	7-0-2	15-4-2	3-2-0	9-2-1	3-5-7	0-0-0	---	---	4-1-0	0-6-1	---	9-6-2	---	14-2-1
Nov. 17	vs. Notre Dame	Lot 64-66	---	3-3-1	0-0-0	8-11-3	29-10-2	0-1-0	---	---	4-3-0	9-5-2	---	---	---	11-2-2
Nov. 20	NEW ORLEANS	W 96-68	---	14-9-4	3-3-1	4-3-3	16-3-6	7-3-0	18-2-1	0-0-0	6-2-0	4-1-2	---	13-11-3	---	11-1-1
Nov. 24	HOUSTON CHRISTIAN	W 92-65	---	12-6-2	12-2-1	7-5-6	6-5-8	8-4-1	10-3-2	0-0-0	3-5-0	10-5-2	---	14-5-1	0-0-0	10-4-1
Nov. 30	CREIGHTON %	L 65-79	7-0-0	13-11-2	3-2-0	4-4-1	24-5-4	---	2-1-1	---	0-0-0	6-5-0	---	6-0-0	---	0-0-1
Dec. 5	at Southern Illinois	L 68-70	6-1-0	5-4-2	12-1-0	10-10-1	25-2-4	0-1-0	4-4-2	---	---	4-10-0	---	2-4-3	---	0-0-0
Dec. 10	vs. Tulsa \$	W 72-57	7-2-2	5-6-3	4-0-0	12-7-4	18-6-2	0-1-0	8-1-1	---	---	6-7-1	2-2-0	4-4-0	---	6-0-2
Dec. 17	ORAL ROBERTS	W 81-60	13-2-4	12-11-2	6-1-1	13-3-1	7-4-8	0-1-0	7-0-1	0-0-0	0-0-0	8-9-6	6-5-0	6-0-1	0-1-0	3-0-0
Dec. 20	WOFFORD	W 76-70	19-4-3	12-3-4	9-2-0	5-7-7	14-3-5	3-1-0	4-1-1	---	2-0-0	2-4-0	0-0-0	6-2-1	---	0-1-0
Dec. 31	SOUTH CAROLINA ST.	W 86-70	17-4-3	11-4-1	9-2-1	16-10-1	12-6-5	0-0-0	2-2-2	0-0-0	3-1-1	11-10-4	---	2-3-1	0-0-0	3-0-2
Jan. 3	CHICAGO ST.	W 72-53	13-2-0	12-9-3	3-0-0	7-5-2	12-7-3	0-1-0	2-3-1	0-1-0	6-2-0	6-5-1	---	4-1-0	2-0-0	5-2-2
Jan. 6	BAYLOR*	Lot 70-75	15-2-2	9-2-0	3-0-0	3-8-2	17-8-2	---	---	---	---	20-8-2	---	0-2-1	---	3-1-0
Jan. 9	at Texas Tech*	W 73-90	17-3-2	6-5-0	6-1-1	5-6-0	15-3-2	3-0-0	0-0-0	---	0-1-0	4-5-0	---	3-2-0	---	14-1-0
Jan. 13	at Iowa St.*	L 42-66	7-2-0	12-4-1	6-0-1	0-5-4	8-4-2	0-2-0	1-0-0	---	2-0-0	1-8-1	---	0-2-1	---	5-0-0
Jan. 16	KANSAS*	L 66-90	20-1-2	9-1-0	10-1-0	6-5-0	2-2-7	5-2-1	0-0-0	---	2-3-0	10-5-1	---	2-2-0	---	0-0-0
Jan. 20	at Kansas St.*															
Jan. 23	TCU*															
Jan. 27	WEST VIRGINIA*															
Jan. 30	at Kansas*															
Feb. 3	KANSAS ST.*															
Feb. 6	at Houston*															
Feb. 10	at Oklahoma*															
Feb. 17	BYU*															
Feb. 21	at Cincinnati*															
Feb. 24	OKLAHOMA*															
Feb. 28	UCF*															
Mar. 2	at Texas*															
Mar. 5	TEXAS TECH*															
Mar. 9	at BYU*															

#-#-# =Starter

## 2023-24 Starting Lineups / Records

\*\*\* Small, Thompson, Williams, Dailey, Garrison  
Record: 5-6 **11-consecutive starts since Nov. 30**

Small, Wright, Williams, Dailey, Garrison  
Record: 2-1 Last Used: Nov. 12 -- Houston Christian

Small, Wright, Williams, Dailey, Marsh  
Record: 1-0 Last Used: Nov. 12 -- Sam Houston

Small, Thompson, Williams, Dailey, Marsh  
Record: 0-1 Last Used: Nov. 16 vs. St. Bonaventure

Wright, Hicklen, Thompson, Williams, Marsh  
Record: 0-1 Last Used: Nov. 6 -- Abilene Christian

## 2023-24 Participation

		GP	W-L	GS	W-L
1	Bryce Thompson (Sr.)	14	6-8	13	5-8
51	John-Michael Wright (Gr.)	17	8-9	5	3-2
13	Quion Williams (So.)	17	8-9	17	8-9
2	Eric Dailey Jr. (Fr.)	17	8-9	16	8-8
23	Brandon Garrison (Fr.)	17	8-9	14	7-7
4	Jarius Hicklen (Gr.)	17	8-9	1	0-1
12	Javon Small (Jr.)	16	8-8	16	8-8
32	Mike Marsh (R-Sr.)	15	7-8	3	1-2
15	Carson Sager (Sr.)	5	5-0	-	-
13	Connor Dow (Fr.)	15	8-7	-	-
35	Weston Church (Sr.)	4	4-0	-	-
21	Justin McBride (Fr.)	14	7-7	-	-
14	Jamyrn Keller (Fr.)	12	7-5	-	-
12	Naz Brown (So.)	-	-	-	-
24	Brooks Manzer (Jr.)	-	-	-	-

## Career Participation (OSU Only)

	GP	Streak	W-L	GS	Streak	W-L
79	11	40-39	74	11	38-36	
53	53	28-25	41	-	23-18	
51	22	27-24	17	17	8-9	
17	17	8-9	16	16	8-8	
17	17	8-9	14	14	7-7	
17	17	8-9	1	-	0-1	
16	16	8-8	16	16	8-8	
16	13	8-8	3	-	1-2	
16	-	16-0	-	-	-	
15	3	8-7	-	-	-	
15	-	15-0	-	-	-	
14	3	7-7	-	-	-	
12	3	7-5	-	-	-	
10	-	8-2	-	-	-	
3	-	3-0	-	-	-	

## Big Games / Specialty Stats

### Big Games

	Scoring Leader		Rebound Leader		Assist Leader		Dunks	10+ Points		20+ Points		30+ Points		10+ Rebounds		10+ Assists		Double-Doubles	
	23-24	Career	23-24	Career	23-24	Career	23-24	23-24	Career	23-24	Career	23-24	Career	23-24	Career	23-24	Career	23-24	Career
0 Naz Brown																			
1 Bryce Thompson	8	19		1	2	17	3	9	46	1	7								
2 Eric Dailey Jr.	2	2	4	4	2	2	7	9	9					2	2			2	2
4 Jarius Hicklen								3	3										
5 Quion Williams	1	1	9	11	4	7	9	4	8					3	4			1	2
12 Javon Small	4	4	1	1	13	13		11	11	3	3			1	1			1	1
13 Connor Dow																			
14 Jamyron Keller	1	1					3	2	2										
15 Carson Sager																			
21 Justin McBride							2												
22 Brooks Manzer																			
23 Brandon Garrison	1	1	8	8	1	1	14	4	4	1	1			2	2			1	1
24 Isaiah Miranda							2												
32 Mike Marsh	1	1	2	2			2	3	3					1	1			1	1
35 Weston Church																			
51 John-Michael Wright		3			1	7	1	6	23										

### Miscellaneous

Opponent	Opening Tipoff		Opening Run		1st OSU...		1st Opponent...		First OSU Sub		OSU Dunks		Halftime		Final	
	Player	Result	By	Score	Pts	FG	Pts	FG	Time	Player(s)	#	Player(s)	Score	+/-	Score	+/-
Abilene Christian	Marsh	L	OSU	2-0	18:57	"	18:41	"	16:10	Dailey, Garrison	0	---	25-36	-11	L, 59-65	-5
Sam Houston	Marsh	L	Opp.	0-2	18:03	"	18:57	17:13	14:28	Garrison, Hicklen, McBride, Thompson	1	Thompson	38-30	+8	W, 85-70	+15
vs. St. Bonaventure	Marsh	L	Opp.	0-2	18:18	"	18:35	"	16:45	Garrison, Wright	2	Dailey, Thompson	29-30	-1	L, 64-66	-2
vs. Notre Dame	Garrison	W/W	OSU	4-0	19:40	"	18:28	"	16:43	Hicklen	1	Garrison	25-33	-8	Lot, 64-66	-2
New Orleans	Garrison	W	OSU	4-0	19:41	19:38	19:20	18:23	18:28	Hicklen	6	Dailey, Garrison, Keller, Marsh, McBride, Wright	43-37	+6	W, 96-68	+28
Houston Christian	Garrison	W	OSU	4-0	19:23	"	18:20	"	17:04	Marsh	5	Dailey (2), Garrison, Keller, Marsh	52-37	+15	W, 92-65	+27
Creighton	Garrison	L	OSU	3-0	18:58	"	18:30	"	17:55	Marsh	1	Williams	29-47	-18	L, 65-79	-14
at Southern Illinois	Garrison	L	OSU	2-0	19:40	"	19:08	"	16:26	Marsh	2	Williams (2)	34-34	E	L, 68-70	-2
vs. Tulsa \$	Garrison	W	OSU	5-0	18:56	"	17:45	"	14:33	Marsh	2	Garrison, Miranda	35-26	+9	W, 72-57	+12
Oral Roberts	Garrison	W	OSU	3-0	19:43	"	18:56	"	13:24	Keller, Marsh	4	Garrison (2), Miranda, Keller	48-27	+21	W, 81-60	+21
Wofford	Garrison	W	OSU	5-0	19:32	"	17:59	"	14:50	Hicklen, Marsh	2	Garrison, Thompson	37-35	+2	W, 76-70	+6
South Carolina St.	Garrison	W	OSU	5-0	19:36	"	17:52	"	14:10	Hicklen	7	Dailey (3), Garrison (2), Williams (2)	38-34	+4	W, 86-70	+16
Chicago St.	Garrison	L	Opp.	0-2	19:08	"	19:39	"	13:23	Hicklen	3	Williams (2), McBride	43-25	+18	W, 72-53	+19
Baylor*	Garrison	L/L	Opp.	0-4	18:00	"	19:31	"	13:09	Hicklen, Marsh	4	Garrison (4)	27-31	-4	Lot, 70-75	-5
at Texas Tech*	Garrison	W	OSU	7-0	19:15	"	17:01	"	12:18	Hicklen, Marsh	2	Garrison, Williams	31-40	-9	L, 73-90	-17
at Iowa St.*	Garrison	W	OSU	3-0	19:42	"	18:49	"	16:28	Wright	0	---	26-37	-11	L, 42-66	-24
Kansas*	Garrison	L	Opp.	0-6	18:26	"	19:40	"	14:46	Wright	1	Williams	33-48	-15	L, 66-90	-24
at Kansas St.*																
TCU*																
West Virginia*																
at Kansas*																
Kansas St.*																
at Houston*																
at Oklahoma*																
BYU*																
at Cincinnati*																
Oklahoma*																
UCF*																
at Texas*																
Texas Tech*																
at BYU*																



## Team / Opponent Game-by-Game

Game-by-Game Comparison (OSU listed first in bold, then opponent)

			FG	%	3PT	%	FT	%	OR	DR	TR	RPG	PF	A	TO	BLK	STL	TP	PPG
Nov. 6	Abilene Christian	L, 59-64	<b>23-56</b>	<b>.411</b>	<b>5-23</b>	<b>.217</b>	<b>8-20</b>	<b>.400</b>	<b>9</b>	<b>26</b>	<b>35</b>	<b>35.0</b>	<b>16</b>	<b>13</b>	<b>13</b>	<b>2</b>	<b>9</b>	<b>59</b>	<b>59.0</b>
			26-57	.456	5-18	.278	7-11	.636	8	27	35	35.0	18	13	15	1	4	64	64.0
Nov. 12	Sam Houston	W, 85-70	<b>30-64</b>	<b>.469</b>	<b>17-33</b>	<b>.515</b>	<b>8-12</b>	<b>.667</b>	<b>10</b>	<b>27</b>	<b>37</b>	<b>36.0</b>	<b>16</b>	<b>19</b>	<b>9</b>	<b>5</b>	<b>6</b>	<b>85</b>	<b>72.0</b>
			23-61	.377	10-26	.385	14-18	.778	12	26	38	36.5	13	11	10	2	5	70	67.0
Nov. 16	vs. St. Bonaventure	L, 64-66	<b>23-52</b>	<b>.442</b>	<b>7-23</b>	<b>.304</b>	<b>11-18</b>	<b>.611</b>	<b>11</b>	<b>20</b>	<b>31</b>	<b>34.3</b>	<b>19</b>	<b>16</b>	<b>14</b>	<b>1</b>	<b>4</b>	<b>64</b>	<b>69.3</b>
			21-51	.412	6-19	.316	18-21	.857	11	21	32	35.0	16	9	12	1	8	66	66.7
Nov. 17	vs. Notre Dame	L, 64-66 ot	<b>21-58</b>	<b>.362</b>	<b>5-25</b>	<b>.200</b>	<b>17-23</b>	<b>.739</b>	<b>11</b>	<b>27</b>	<b>38</b>	<b>35.3</b>	<b>18</b>	<b>10</b>	<b>12</b>	<b>4</b>	<b>6</b>	<b>64</b>	<b>68.0</b>
			24-57	.421	8-25	.320	10-16	.625	9	28	37	35.5	17	13	16	3	5	66	66.5
Nov. 20	New Orleans	W, 96-68	<b>36-62</b>	<b>.581</b>	<b>10-29</b>	<b>.345</b>	<b>14-24</b>	<b>.583</b>	<b>13</b>	<b>28</b>	<b>41</b>	<b>36.4</b>	<b>20</b>	<b>21</b>	<b>12</b>	<b>1</b>	<b>7</b>	<b>96</b>	<b>73.6</b>
			23-55	.418	4-17	.235	18-24	.750	6	19	25	33.4	23	6	12	3	9	68	66.8
Nov. 24	Houston Christian	W, 92-65	<b>34-70</b>	<b>.486</b>	<b>12-33</b>	<b>.364</b>	<b>12-18</b>	<b>.667</b>	<b>11</b>	<b>36</b>	<b>47</b>	<b>38.2</b>	<b>17</b>	<b>24</b>	<b>9</b>	<b>8</b>	<b>7</b>	<b>92</b>	<b>76.7</b>
			24-64	.375	3-10	.300	14-23	.609	10	28	38	34.2	11	7	14	5	8	65	66.5
Nov. 30	Creighton	L, 65-79	<b>25-62</b>	<b>.403</b>	<b>7-16</b>	<b>.438</b>	<b>8-11</b>	<b>.727</b>	<b>8</b>	<b>22</b>	<b>30</b>	<b>37.0</b>	<b>15</b>	<b>9</b>	<b>9</b>	<b>2</b>	<b>4</b>	<b>65</b>	<b>75.0</b>
			29-55	.527	10-19	.526	11-15	.733	6	32	38	34.7	13	13	10	2	5	79	68.3
Dec. 5	at Southern Ill.	L, 68-70	<b>26-66</b>	<b>.394</b>	<b>7-23</b>	<b>.304</b>	<b>9-11</b>	<b>.818</b>	<b>20</b>	<b>23</b>	<b>43</b>	<b>37.8</b>	<b>18</b>	<b>12</b>	<b>12</b>	<b>5</b>	<b>4</b>	<b>68</b>	<b>74.1</b>
			23-49	.469	7-15	.467	17-22	.773	6	18	24	33.4	19	14	9	2	6	70	68.5
Dec. 10	vs. Tulsa	W, 72-57	<b>23-47</b>	<b>.489</b>	<b>8-20</b>	<b>.400</b>	<b>18-26</b>	<b>.692</b>	<b>10</b>	<b>31</b>	<b>41</b>	<b>38.1</b>	<b>18</b>	<b>15</b>	<b>28</b>	<b>1</b>	<b>9</b>	<b>72</b>	<b>73.9</b>
			20-54	.370	3-20	.150	14-20	.700	6	17	23	32.2	18	4	20	3	19	57	67.2
Dec. 17	Oral Roberts	W, 81-60	<b>31-62</b>	<b>.500</b>	<b>14-30</b>	<b>.467</b>	<b>5-8</b>	<b>.625</b>	<b>9</b>	<b>29</b>	<b>38</b>	<b>38.1</b>	<b>13</b>	<b>24</b>	<b>11</b>	<b>0</b>	<b>6</b>	<b>81</b>	<b>74.6</b>
			22-56	.393	6-15	.400	10-14	.714	7	22	29	31.9	10	6	13	1	8	60	66.5
Dec. 20	Wofford	W, 76-70	<b>28-61</b>	<b>.459</b>	<b>15-33</b>	<b>.455</b>	<b>5-5</b>	<b>1.000</b>	<b>3</b>	<b>25</b>	<b>28</b>	<b>37.2</b>	<b>10</b>	<b>21</b>	<b>13</b>	<b>2</b>	<b>9</b>	<b>76</b>	<b>74.7</b>
			30-61	.492	6-21	.286	4-4	1.000	5	30	35	32.2	11	12	13	4	6	70	66.8
Dec. 31	South Carolina St.	W, 86-70	<b>30-56</b>	<b>.536</b>	<b>13-27</b>	<b>.481</b>	<b>13-20</b>	<b>.650</b>	<b>13</b>	<b>32</b>	<b>45</b>	<b>37.8</b>	<b>15</b>	<b>21</b>	<b>23</b>	<b>6</b>	<b>8</b>	<b>86</b>	<b>75.7</b>
			25-71	.352	6-19	.316	14-18	.778	17	17	34	32.3	16	9	13	3	18	70	67.1
Jan. 3	Chicago St.	W, 72-53	<b>26-54</b>	<b>.481</b>	<b>8-25</b>	<b>.320</b>	<b>12-15</b>	<b>.800</b>	<b>10</b>	<b>33</b>	<b>43</b>	<b>38.2</b>	<b>12</b>	<b>12</b>	<b>15</b>	<b>6</b>	<b>5</b>	<b>72</b>	<b>75.4</b>
			18-62	.290	5-17	.294	12-16	.750	13	18	31	32.2	13	5	9	1	7	53	66.0
Jan. 6	Baylor*	L, 70-75 ot	<b>25-53</b>	<b>.472</b>	<b>4-20</b>	<b>.200</b>	<b>16-20</b>	<b>.800</b>	<b>5</b>	<b>26</b>	<b>31</b>	<b>37.7</b>	<b>14</b>	<b>9</b>	<b>12</b>	<b>6</b>	<b>2</b>	<b>70</b>	<b>75.0</b>
			31-73	.425	2-15	.133	11-14	.786	16	24	40	32.8	20	8	7	1	9	75	66.6
Jan. 9	at Texas Tech*	L, 73-90	<b>26-55</b>	<b>.473</b>	<b>9-25</b>	<b>.360</b>	<b>12-19</b>	<b>.632</b>	<b>7</b>	<b>22</b>	<b>29</b>	<b>37.1</b>	<b>17</b>	<b>5</b>	<b>9</b>	<b>1</b>	<b>1</b>	<b>73</b>	<b>74.9</b>
			35-59	.593	7-13	.538	13-17	.765	5	25	30	32.6	18	17	4	2	5	90	68.2
Jan. 13	at Iowa St.*	L, 42-66	<b>15-47</b>	<b>.319</b>	<b>7-24</b>	<b>.292</b>	<b>5-14</b>	<b>.357</b>	<b>9</b>	<b>23</b>	<b>32</b>	<b>36.8</b>	<b>16</b>	<b>10</b>	<b>20</b>	<b>3</b>	<b>6</b>	<b>42</b>	<b>72.8</b>
			27-58	.466	3-15	.200	9-11	.818	9	26	35	32.8	18	16	9	3	13	66	68.1
Jan. 16	Kansas*	L, 66-90	<b>21-53</b>	<b>.396</b>	<b>6-21</b>	<b>.286</b>	<b>18-24</b>	<b>.750</b>	<b>7</b>	<b>18</b>	<b>25</b>	<b>36.1</b>	<b>16</b>	<b>11</b>	<b>14</b>	<b>0</b>	<b>9</b>	<b>66</b>	<b>72.4</b>
			36-58	.621	5-13	.385	13-18	.722	6	27	33	32.8	17	21	11	7	7	90	69.4
Jan. 20	at Kansas St.*																		
Jan. 23	TCU*																		
Jan. 27	West Virginia*																		
Jan. 30	at Kansas*																		
Feb. 3	Kansas St.*																		
Feb. 6	at Houston*																		
Feb. 10	at Oklahoma*																		
Feb. 17	BYU*																		
Feb. 21	at Cincinnati*																		
Feb. 24	Oklahoma*																		
Feb. 28	UCF*																		
Mar. 2	at Texas*																		
Mar. 5	Texas Tech*																		
Mar. 9	BYU*																		

# Team/Opponent Game-by-Game Advanced Stats

GBG Advanced (OSU listed first in Bold)				Rebounding			Assists/Turnovers				Defense		Points Scored From...					Leads/Deficits			
		Poss.	Pts/Pos	OR%	DR%	+/-TR	+/-TO	A:TO	A%	TO%	Stl%	Blk%	TO	Paint	2nd Ch	FB	Bnch	Ties	LC	Led for	Largest
Nov. 7	Abilene Christian L, 59-64	69	0.86 0.93	25.0 23.5	76.5 75.0	E	+2	1.00 0.87	56.5 50.0	18.8 21.7	13.0 5.8	5.1 3.0	16 15	28 32	8 6	8 3	18 15	2	1	0:38 35:50	2 18
Nov. 12	Sam Houston W, 85-80	68	1.25 1.03	27.8 30.8	69.2 72.2	-1	+1	2.11 1.10	63.3 47.8	13.2 14.7	8.8 7.4	14.3 6.5	14 7	22 20	9 12	13 5	37 29	4	5	27:09 9:35	19 7
Nov. 16	vs. St. Bonaventure L, 64-66	63	1.02 1.05	34.4 35.5	64.5 65.6	-1	-2	1.14 0.75	69.6 42.9	22.2 19.0	6.3 12.7	3.1 3.4	5 12	32 22	8 9	11 6	21 5	5	10	20:21 14:23	10 6
Nov. 17	vs. Notre Dame L, 64-66 ot	71	0.90 0.93	28.2 25.0	75.0 71.8	+1	+4	0.83 0.82	47.6 54.2	16.9 22.5	8.5 7.0	12.5 9.1	12 6	26 28	13 8	1 2	4 14	5	5	13:27 28:42	6 12
Nov. 20	New Orleans W, 96-68	72	1.33 0.94	40.6 17.6	82.4 59.4	+16	E	1.75 0.50	58.3 26.1	16.7 16.7	9.7 12.5	2.6 9.1	15 14	50 34	21 8	15 10	47 13	0	0	39:41 -	28 -
Nov. 24	Houston Christian W, 92-65	78	1.18 0.83	28.2 21.7	78.3 71.8	+9	+5	2.67 0.50	70.6 29.2	11.5 17.9	9.0 10.3	14.8 13.5	17 6	38 34	17 9	20 9	47 26	6	8	35:17 2:32	32 3
Nov. 30	Creighton L, 65-79	67	0.97 1.18	20.0 21.4	78.6 80.0	-8	+1	1.00 1.30	36.0 44.8	13.4 14.9	6.0 7.5	5.6 4.3	13 10	32 28	12 9	10 2	11 5	2	1	4:47 32:12	6 18
Dec. 5	at Southern Ill.	63	1.08 1.11	52.6 20.7	79.3 47.4	+19	-3	1.00 1.56	46.2 60.9	19.0 14.3	6.3 9.5	14.7 4.7	16 12	36 24	15 7	6 13	18 7	10	9	14:10 19:22	7 10
Dec. 10	vs. Tulsa	77	0.94 0.74	37.0 16.2	83.8 63.0	+18	-8	0.54 0.20	65.2 20.0	36.4 26.0	11.7 24.7	2.9 11.1	17 19	30 34	10 2	10 18	24 19	0	0	38:56 -	19 -
Dec. 17	Oral Roberts	68	1.19 0.88	29.0 19.4	80.6 71.0	+7	+2	2.18 0.46	77.4 27.3	16.2 19.1	8.8 11.8	0 3.1	19 16	34 24	8 6	15 10	28 16	0	0	38:51 -	30 -
Dec. 20	Wofford	73	1.04 0.96	9.1 16.7	83.3 90.9	-7	+1	1.62 0.86	75.0 40.0	17.8 19.2	13.7 8.2	5.0 14.3	24 8	14 46	3 4	12 12	24 18	2	2	35:53 1:34	13 2
Dec. 31	South Carolina St.	76	1.13 0.92	43.3 34.7	65.3 56.7	+11	-10	0.91 0.69	70.0 36.0	30.3 17.1	10.5 23.7	11.5 10.3	13 20	34 32	18 25	17 11	19 28	5	10	34:01 3:48	22 2
Jan. 3	Chicago St.	66	1.09 0.80	35.7 28.3	71.7 64.3	12	-6	0.80 0.56	46.2 27.8	22.7 13.6	7.6 10.6	13.3 3.4	14 15	32 18	10 6	19 4	22 18	1	1	38:27 0:41	25 2
Jan. 6	Baylor*	70	1.00 1.07	17.2 38.1	61.9 82.8	-9	-5	0.75 1.14	36.0 25.8	17.1 10.0	2.9 12.9	10.3 3.0	15 10	36 23	6 12	12 6	6 23	12	10	11:02 23:37	4 6
Jan. 9	at Texas Tech*	66	1.11 1.36	21.9 18.5	81.5 78.1	-1	-5	0.56 4.25	19.2 48.6	13.6 6.1	1.5 7.6	2.2 6.7	16 11	24 7	10 7	4 6	26 7	0	1	12:53 26:40	21 9
Jan. 13	at Iowa St.*	66	1.11 1.36	21.9 18.5	81.5 78.1	-1	-5	0.56 4.25	19.2 48.6	13.6 6.1	1.5 7.6	2.2 6.7	16 11	24 7	10 7	4 6	26 7	0	1	12:53 26:40	21 9
Jan. 16	Kansas*	66	1.11 1.36	21.9% 18.5%	81.5% 78.1%	-1	-5	0.56 4.25	19.2% 48.6%	13.6% 6.1%	1.5% 7.6%	2.2% 6.7%	16 11	24 7	10 7	4 6	26 7	0	1	12:53 26:40	21 9
Jan. 20	at Kansas St.*																				
Jan. 23	TCU*																				
Jan. 27	West Virginia*																				
Jan. 30	at Kansas*																				
Feb. 3	Kansas St.*																				
Feb. 6	at Houston*																				
Feb. 10	at Oklahoma*																				
Feb. 17	BYU*																				
Feb. 21	at Cincinnati*																				
Feb. 24	Oklahoma*																				
Feb. 28	UCF*																				
Mar. 2	at Texas*																				
Mar. 5	Texas Tech*																				
Mar. 9	BYU*																				

	Poss.	Pts/Pos	OR%	DR%	+/-TR	+/-TO	A:TO	A%	TO%	Stl%	Blk%	TO	Paint	2nd Ch	FB	Bnch
<b>AVERAGES</b>	<b>69.5</b>	<b>1.042</b>	<b>28.9%</b>	<b>74.7%</b>	<b>3.4</b>	<b>-2.2</b>	<b>1.07</b>	<b>56.9%</b>	<b>19.9%</b>	<b>8.6%</b>	<b>7.5%</b>	<b>15.1</b>	<b>31.2</b>	<b>11.2</b>	<b>11.5</b>	<b>23.5</b>
OSU																
Opponents	0.998		25.3%	71.1%			0.93	42.1%	16.7%	12.0%	9.7%	12	16.2	8.7	7.8	16.2

## Team & Individual Superlatives

### Team Highs / Lows

\* = School Record

		Oklahoma State	Opponent
Total Points	High	96 NEW ORLEANS (11/20/23)	<b>90 2x, Last: KANSAS (1/16/24)</b>
	Low	42 at Iowa St. (1/13/24)	53 CHICAGO ST. (1/3/24)
FG Made	High	36 NEW ORLEANS (11/20/23)	<b>36 KANSAS (1/16/24)</b>
	Low	15 at Iowa St. (1/13/24)	18 CHICAGO ST. (1/3/24)
FG Attempts	High	70 HOUSTON CHRISTIAN (11/24/23)	73 BAYLOR (1/6/24) in OT
	Low	47 2x, Last: at Iowa St. (1/13/24)	49 at Southern Ill. (12/5/23)
FG Percentage	High	.581 (36-62) NEW ORLEANS (11/20/23)	<b>.621 (36-58) KANSAS (1/16/24)</b>
	Low	.319 (15-47) at Iowa St. (1/13/24)	.290 (18-62) CHICAGO ST. (1/3/24)
3-Pt FG Made	High	17 SAM HOUSTON (11/12/23)	10 2x, Last: CREIGHTON (11/30/23)
	Low	4 BAYLOR (1/6/24) in OT	2 BAYLOR (1/6/24) in OT
3-Pt FG Attempts	High	33 3x, Last: WOFFORD (12/20/23)	26 SAM HOUSTON (11/12/23)
	Low	16 CREIGHTON (11/30/23)	10 HOUSTON CHRISTIAN (11/24/23)
3-Pt FG Pct.	High	.515 (17-33) SAM HOUSTON (11/12/23)	.538 (7-13) at Texas Tech (1/9/24)
	Low	.200 3x, Last: BAYLOR (1/6/24) in OT	.133 (2-15) BAYLOR (1/6/24) in OT
FT Made	High	<b>18 2x, Last: KANSAS (1/16/24)</b>	18 2x, Last: NEW ORLEANS (11/20/23)
	Low	5 3x, Last: at Iowa St. (1/13/24)	4 WOFFORD (12/20/23)
FT Attempts	High	26 vs. Tulsa (12/10/23)	23 HOUSTON CHRISTIAN (11/24/23)
	Low	5 WOFFORD (12/20/23)	4 WOFFORD (12/20/23)
FT Percentage	High	1.000 (5-5) WOFFORD (12/20/23)	1.000 (4-4) WOFFORD (12/20/23)
	Low	.400 (8-20) ABILENE CHRISTIAN (11/6/23)	.609 (14-23) HOUSTON CHRISTIAN (11/24/23)
Offensive Reb.	High	20 at Southern Ill. (12/5/23)	17 SOUTH CAROLINA ST. (12/31/23)
	Low	3 WOFFORD (12/20/23)	5 WOFFORD (12/20/23)
Total Rebounds	High	47 HOUSTON CHRISTIAN (11/24/23)	38 3x, Last: CREIGHTON (11/30/23)
	Low	<b>25 KANSAS (1/16/24)</b>	23 vs. Tulsa (12/10/23)
Rebound Margin	High	+19 (43-24) at Southern Ill. (12/5/23)	+9 (40-31) BAYLOR (1/6/24) in OT
Assists	High	24 2x, Last: ORAL ROBERTS (12/17/23)	<b>21 KANSAS (1/16/24)</b>
	Low	5 at Texas Tech (1/9/24)	4 vs. Tulsa (12/10/23)
Blocks	High	8 HOUSTON CHRISTIAN (11/24/23)	<b>7 KANSAS (1/16/24)</b>
	Low	<b>0 2x, Last: KANSAS (1/16/24)</b>	1 5x, Last: BAYLOR (1/6/24) in OT
Steals	High	10 WOFFORD (12/20/23)	*19 vs. Tulsa (12/10/23)
	Low	1 at Texas Tech (1/9/24)	4 ABILENE CHRISTIAN (11/6/23)
Turnovers Forced	High	20 vs. Tulsa (12/10/23)	28 vs. Tulsa (12/10/23)
	Low	4 at Texas Tech (1/9/24)	9 4x, Last: at Texas Tech (1/9/24)
Turnover Margin	High	+5 (8-13) HOUSTON CHRISTIAN (11/24/23)	-11 (20-9) at Iowa St. (1/13/24)
Personal Fouls	High	20 NEW ORLEANS (11/20/23)	23 NEW ORLEANS (11/20/23)
	Low	10 WOFFORD (12/20/23)	10 ORAL ROBERTS (12/17/23)

### Individual Superlatives

	Oklahoma State	Opponent
Points	29 Javon Small -- vs. Notre Dame (11/17/23) in OT	32 Xavier Johnson -- at Southern Illinois (12/5/23)
	25 Javon Small -- at Southern Illinois (12/5/23)	23 Jordan Johnson -- NEW ORLEANS (11/20/23)
	24 Javon Small -- CREIGHTON (11/30/23)	24 2x, Last: Pop Isaacs -- at Texas Tech (1/9/24)
FG Made	8 3x, Last: Javon Small -- CREIGHTON (11/30/23)	11 Corey Tripp -- WOFFORD (12/20/23)
FG Attempts	18 Javon Small -- vs. Notre Dame (11/17/23) in OT	22 Xavier Johnson -- at Southern Illinois (12/5/23)
FG Pct. (min. 5 FGM)	1.000 (7-7) Brandon Garrison -- BAYLOR (1/6/24) in OT	.875 (7-8) Kerwin Walton -- at Texas Tech (1/9/24)
3-Pt FG Made	5 Bryce Thompson -- WOFFORD (12/20/23)	4 3x, Last: Pop Isaacs -- at Texas Tech (1/9/24)
3-Pt FG Attempts	10 Jarius Hicklen -- HOUSTON CHRISTIAN (11/24/23)	9 Jordan Johnson -- NEW ORLEANS (11/20/23)
3-Pt Pct. (min. 4 FGM)	.800 (4-5) Bryce Thompson -- SAM HOUSTON (11/12/23)	.800 (4-5) 2x, Last: Trent Brown -- Southern Ill. (12/5/23)
FT Made	10 Javon Small -- vs. Tulsa (12/10/23)	13 Xavier Johnson -- at Southern Illinois (12/5/23)
FT Attempts	13 Javon Small -- vs. Tulsa (12/10/23)	15 Xavier Johnson -- at Southern Illinois (12/5/23)
FT Pct. (min. 5 FTM)	1.000 (9-9) Javon Small -- vs. Notre Dame (11/17/23) in OT	1.000 (5-5) 2x, Last: Daryl Banks III -- vs. St. Bonav. (11/16/23)
Rebounds	13 Mike Marsh -- NEW ORLEANS (11/20/23)	12 Ryan Kalkbrenner -- CREIGHTON (11/30/23)
Assists	8 2x, Last: Javon Small -- ORAL ROBERTS (12/17/23)	<b>8 Kevin McCullar Jr. -- KANSAS (1/16/24)</b>
Blocked Shots	6 Brandon Garrison -- HOUSTON CHRISTIAN (11/24/23)	<b>2 12x, Last: Dickinson, Furphy, Braun - KANSAS (1/16/24)</b>
Steals	4 2x, Last: Quion Williams -- S. CAROLINA ST. (12/31/23)	5 2x, Last: Tamin Lipsey -- at Iowa St. (1/13/24)
Minutes	41:53 Bryce Thompson -- BAYLOR (1/6/24) in OT	40:00 Daryl Banks III -- vs. St. Bonaventure (11/16/23)

## Box Scores / Recaps

EXHIBITION	Oklahoma Baptist	53
	Oklahoma St	95
Nov. 1, 2023   TV: ESPN+ Stillwater, Okla. (Gallagher-Iba Arena)		

	1st	2nd	Score
Oklahoma Baptist	21	32	- 53
Oklahoma State	49	46	- 95

- Four OSU true freshmen combined for 55 points on 24-of-32 shooting in an exhibition romp.
- Justin McBride** supplied a game-high 19 points and **Eric Dailey Jr.** made all seven shots on his way to 14. **Brandon Garrison** added a double-double with 11 points, 11 rebounds and five blocks, while **Connor Dow** (11 points) nailed 3-of-4 threes.
- OSU won its 56th straight exhibition at GIA.
- Helped by eight dunks, OSU shot 56.3% from the field while holding the visitors to 27.3%.
- The Cowboys outscored the Bison 60-28 in the paint, 19-2 on fast breaks and 25-4 off turnovers.
- After allowing the game's first basket, OSU used runs of 11-0 and 18-0 to sieze control. The Cowboys scored points on nearly 70% of their first half possessions to take a 49-21 edge into the break and led by as many as 46 down the stretch.

## OKLAHOMA BAPTIST

##	Name	Pts	FG	3pt	FT	TR	PF	A	TO	B	S	MP
00	Trevin Wade *	12	5-14	0-0	2-2	1	0	2	4	0	2	26
01	Nathan Wilson *	4	2-3	0-0	0-0	3	1	0	1	1	1	15
02	Ethan Scott *	5	2-8	1-7	0-0	0	1	0	1	0	1	22
05	Ricky Brown *	6	1-4	1-4	3-3	3	0	1	2	0	0	24
20	Daniel Ransom *	6	3-8	0-3	0-0	4	0	1	2	0	0	19
03	Terry Coner Jr.	4	1-8	1-4	1-2	2	0	0	0	0	0	12
04	TJ Strong	3	0-2	0-0	3-4	6	0	0	0	0	0	7
10	Ty Lippoldt	2	0-1	0-0	2-2	1	0	0	0	0	1	8
12	Matthew Veen	1	0-0	0-0	1-2	1	0	0	0	0	0	6
14	Efe Sekeroglu	2	1-4	0-0	0-0	2	1	0	2	1	0	16
15	Legend Barrett	4	2-7	0-0	0-0	5	3	0	0	0	0	11
21	Byke Burrow	0	0-1	0-0	0-0	0	0	0	0	0	0	2
22	Joshua Udumoh	4	1-6	0-1	2-2	4	1	1	0	0	0	21
23	Jose Waring	0	0-0	0-0	0-0	3	0	0	0	0	0	10
TEAM						4	0		1			
TOTALS		53	18-66	3-19	14-17	19	12	5	13	2	5	200

	FG	%	3Pt	%	FT	%
1st Half	9-27	33%	1-9	11%	2-2	100%
2nd Half	9-39	23%	2-10	20%	12-15	80%
Game	18-66	27.3%	3-19	15.8%	14-17	82.4%

## OKLAHOMA STATE

##	Name	Pts	FG	3pt	FT	TR	PF	A	TO	B	S	MP
01	Bryce Thompson *	10	5-13	0-3	0-1	2	3	1	2	1	1	22
04	Jarius Hicklen *	3	1-7	1-7	0-0	3	1	3	0	0	0	25
05	Quion Williams *	8	3-5	0-0	2-3	5	2	3	0	0	2	20
32	Mike Marsh *	10	4-4	0-0	2-2	8	1	2	0	0	0	15
51	John-Michael Wright *	6	2-7	2-6	0-0	2	0	1	0	0	0	19
00	Naz Brown	3	1-1	1-1	0-0	0	1	1	0	0	0	10
02	Eric Dailey Jr.	14	7-7	0-0	0-2	7	2	1	1	0	1	22
13	Connor Dow	11	4-5	3-4	0-0	4	0	2	2	0	1	20
15	Carson Sager	0	0-1	0-0	0-0	0	0	0	0	0	0	1
21	Justin McBride	19	9-13	1-4	0-0	5	1	2	1	1	1	23
23	Brandon Garrison	11	4-7	0-0	3-5	11	2	3	5	1	0	20
24	Isaiah Miranda	0	0-1	0-0	0-0	0	0	0	0	0	0	1
35	Weston Church	0	0-0	0-0	0-0	0	0	0	0	0	0	1
TEAM						0	0		0			
TOTALS		95	40-71	8-25	7-13	15	13	19	8	7	7	200

	FG	%	3Pt	%	FT	%
1st Half	20-37	54%	4-14	29%	5-7	71%
2nd Half	20-34	59%	4-11	36%	2-6	33%
Game	40-71	56.3%	8-25	32.0%	7-13	53.8%

Officials: Marques Pettigrew, Owen Shortt, Randal Anders  
Attendance: 4,751 | OSU led for 1:02. OSU led for 38:04. Tied for 0:54  
Times tied: 0 Lead Changes: 0 | Largest Lead: OSU by 46, OSU by 2  
Technical Fouls: BENCH, @ 2nd - 01:11

Points	Paint	Off TO	2nd Ch	F Brk	Bench	Pts/Pos
Okla. Bapt.	28	4	13	2	20	0.791
OSU	60	25	22	19	58	1.377

GAME 1	Abilene Christian	64
	Oklahoma St	59
Nov. 6, 2023   TV: ESPN+ Stillwater, Okla. (Gallagher-Iba Arena)		

	1st	2nd	Score
Abilene Christian	36	28	- 64
Oklahoma State	25	34	- 59

- OSU missed 12 free throws in a five-point season-opening loss to Abilene Christian.
- The Cowboys finished just 8-of-20 at the stripe and connected on only 5-of-23 from three.
- Bryce Thompson** scored 19 points and **Mike Marsh** – one of six players making their Cowboy debuts – added 13 points and nine rebounds.
- OSU trailed by as many as 18 points with 13:25 to play but rallied to within a possession. Freshman **Connor Dow** connected on three triples in a span of just over 3:00 to get the rally started. Thompson converted three contested jumpers and Marsh made a layup with 2:23 to go cut the margin to 58-55.
- OSU forced five ACU turnovers in the final 60 seconds but couldn't capitalize. Dow missed a deep three that would have tied it with 5 seconds left.

## ABILENE CHRISTIAN (1-0)

##	Name	Pts	FG	3pt	FT	TR	PF	A	TO	B	S	MP
04	Kavion McClain*	4	1-3	0-2	2-2	1	0	2	3	0	0	32
05	Cameron Steele*	5	2-6	1-4	0-0	1	0	2	0	1	0	25
21	Hunter Jack Madden*	14	4-8	1-3	5-5	1	1	1	2	0	2	26
23	Airion Simon*	11	5-13	1-5	0-2	11	3	4	1	0	1	25
24	Alli Abdou Dibba*	15	7-14	1-2	0-2	5	2	3	3	0	0	25
00	JY Seat	5	2-2	1-1	0-0	3	3	1	1	0	0	12
03	Leonardo Bettli	2	1-3	0-0	0-0	1	3	0	3	0	0	11
10	Nasir Degruy	4	2-2	0-0	0-0	1	1	0	0	0	0	8
13	Muodubem Muoneke	0	0-0	0-0	0-0	1	0	0	0	0	0	5
22	Aidan Igiehon	4	2-4	0-0	0-0	5	4	0	0	0	1	15
25	Immanuel Allen	0	0-2	0-1	0-0	2	1	0	2	0	0	16
TEAM						3	0		0			
TOTALS		64	26-57	5-18	7-11	35	18	13	15	1	4	200

	FG	%	3Pt	%	FT	%
1st Half	15-31	48%	3-6	50%	3-4	75%
2nd Half	11-26	42%	2-12	17%	4-7	57%
Game	26-57	45.6%	5-18	27.8%	7-11	63.6%

## OKLAHOMA STATE (0-1)

##	Name	Pts	FG	3pt	FT	TR	PF	A	TO	B	S	MP
01	Bryce Thompson *	19	8-15	1-3	2-7	3	3	1	3	0	1	27
04	Jarius Hicklen *	3	1-5	1-4	0-0	0	4	1	1	1	0	24
02	Eric Dailey Jr.*	4	2-3	0-0	0-0	10	1	0	1	0	1	38
32	Mike Marsh *	13	6-10	0-0	1-2	9	1	2	1	1	0	22
51	John-Michael Wright *	2	1-9	0-6	0-0	0	0	4	2	0	2	22
02	Eric Dailey Jr.*	6	1-4	0-2	4-8	5	1	4	3	0	2	25
13	Connor Dow *	9	3-7	3-7	0-0	3	3	1	1	0	2	21
21	Justin McBride *	2	1-3	0-1	0-1	2	1	0	0	0	0	15
23	Brandon Garrison *	1	0-0	0-0	1-2	0	2	0	0	0	1	8
TEAM						3	0		1			
TOTALS		59	23-56	5-23	8-20	35	16	13	13	2	9	200

	FG	%	3Pt	%	FT	%
1st Half	10-26	38%	1-9	11%	4-9	44%
2nd Half	13-30	43%	4-14	29%	4-11	36%
Game	23-56	41.1%	5-23	21.7%	8-20	40.0%

Officials: Bret Smith, Christopher Merlo, John Jenkins Jr.  
Attendance: 5,084 | ACU led for 36:40. OSU led for 0:38. Tied for 2:32  
Times tied: 0 Lead Changes: 0 | Largest Lead: ACU by 18, OSU by 2  
Technical Fouls: None

Points	Paint	Off TO	2nd Ch	F Brk	Bench	Pts/Pos
Abilene	32	15	6	3	15	0.941
OSU	28	6	8	8	18	0.868

GAME 2	Sam Houston	70
	Oklahoma St	85
Nov. 12, 2023   TV: ESPN+ Stillwater, Okla. (Gallagher-Iba Arena)		

	1st	2nd	Score
Sam Houston	30	40	- 70
Oklahoma State	38	47	- 85

- OSU matched a school record with 17 three-pointers in a rout of Sam Houston.
- After making just 5-of-23 from deep in a season-opening loss to Abilene Christian, the Cowboys connected on 17-of-33 (.515) to equal the program mark, set Feb. 27, 2019 at Texas Tech.
- Bryce Thompson** nailed 4-of-5 attempts on his way to a game-high 17 points.
- Javon Small** – who was unavailable for the opener due to injury – bagged 4-of-7 in his OSU debut. The ECU transfer also handed out five assists with just one turnover.
- John-Michael Wright** (14 points) made 3-of-7 on his way to 14 points, including the record-tying triple with 90 seconds to play.
- OSU closed the game by making nine of its last 11 attempts to stretch an eight-point halftime lead to as many as 19.
- The Cowboys recorded 19 assists with just nine turnovers and limited to the Bearcats to 37.7% shooting.

## SAM HOUSTON (1-2)

##	Name	Pts	FG	3pt	FT	TR	PF	A	TO	B	S	MP
02	Davon Barnes*	16	3-11	3-7	7-8	3	3	1	1	0	0	32
31	Souleymane Doumbia*	9	3-9	1-1	2-2	7	0	1	1	0	0	21
03	Lamar Wilkerson*	7	2-8	1-3	2-2	1	3	2	2	0	3	27
13	Jaden Ray*	5	1-6	1-2	2-2	5	1	3	3	0	1	23
10	Damon Nicholas Jr.*	4	2-5	0-1	0-0	6	2	2	0	1	0	23
05	Marcus Boykin	11	5-8	1-3	0-0	2	2	1	2	0	0	17
40	Kian Scroggins	9	4-4	1-1	0-2	7	1	0	0	0	0	18
00	Owen McClashan	5	2-5	1-3	0-0	1	0	0	0	0	0	16
04	Anthony Wrzeszcz	3	1-4	1-4	0-0	0	0	0	1	1	1	17
21	Lewis Rowe	1	0-0	0-0	1-2	2	0	0	0	0	0	2
01	CJ Beaumont	0	0-1	0-1	0-0	0	0	0	0	0	0	2
11	Bryce Cook	0	0-0	0-0	0-0	0	1	0	0	0	0	1
24	Derrick Brown	0	0-0	0-0	0-0	0	0	0	0	0	0	1
TEAM						2	0		0			
TOTALS		70	23-61	10-26	14-18	38	13	11	10	2	5	200

	FG	%	3Pt	%	FT	%
1st Half	9-29	31%	5-12	42%	7-8	88%
2nd Half	14-32	44%	5-14	36%	7-10	70%
Game	23-61	37.7%	10-26	38.5%	14-18	77.8%

## OKLAHOMA STATE (1-1)

##	Name	Pts	FG	3pt	FT	TR	PF	A	TO	B	S	MP
12	Javon Small*	16	6-10	4-7	0-1	5	3	5	1	0	0	29
51	John-Michael Wright*	14	4-12	3-7	3-3	2	3	1	0	0	1	21
02	Eric Dailey Jr.*	9	3-8	1-4	2-3	6	1	2	0	0	1	27
05	Quion Williams*	6	2-5	1-2	1-2	4	1	4	3	0	1	33
32	Mike Marsh*	3	1-3	0-0	1-1	4	3	1	1	1	1	17
01	Bryce Thompson	17	6-11	4-5	1-2	2	1	3	1	0	0	21
21	Justin McBride	8	3-7	2-4	0-0	1	2	0	0	1	0	13
04	Jarius Hicklen	6	2-3	2-3	0-0	1	0	3	0	0	1	17
23	Brandon Garrison	6	3-4	0-0	0-0	8	1	0	2	3	0	14
13	Connor Dow	0	0-1	0-1	0-0	0	1	0	0	0	1	8
	TEAM					4	0		1			
	TOTALS	85	30-64	17-33	8-12	37	16	19	9	5	6	200



## Box Scores / Recaps

GAME 3	Oklahoma St	64
BONNIES	St. Bonaventure	66
Nov. 16, 2023   TV: ESPN Brooklyn, N.Y. (Barclays Center)		

	1st	2nd	Score
Oklahoma State	29	35	- 64
St. Bonaventure	30	36	- 66

- A Legends Classic semifinal thriller came down the final buzzer. OSU missed on a corner three ahead of the horn, allowing St. Bonaventure to escape with a 66-64 victory.
- Eric Dailey Jr.** (15 points) and **John-Michael Wright** (14) paced the scoring for the Cowboys, who led by as many as 10 points near the 13:00-mark of the second half following a 14-0 run.
- St. Bonaventure responded with a 14-2 push to regain the lead and the teams battled back-and-forth the rest of the way.
- Quion Williams'** driving layup put OSU ahead 64-62 with 38 seconds to play, but the Bonnies forged in front for good when **Daryl Banks III** drew a foul on a three-point try with 20 seconds to go and sank all three shots.
- OSU came up empty on two subsequent possessions, including the finale when **Javon Small** (who tallied a game-high seven assists) took the ball in the backcourt with 7 seconds on the clock and dribbled himself into position for a corner three as time expired. It missed by just a fraction of an inch.

## OKLAHOMA STATE (1-2)

##	Name	Pts	FG	3pt	FT	TR	PF	A	TO	B	S	MP
01	Bryce Thompson*	7	2-6	1-4	2-2	0	1	2	1	0	0	16
02	Eric Dailey Jr.*	15	6-10	2-3	1-2	4	2	2	2	0	1	31
05	Quion Williams*	9	4-6	1-1	0-1	2	4	1	2	0	1	16
12	Javon Small*	3	1-5	0-2	1-2	5	1	7	5	0	2	33
32	Mike Marsh*	9	4-4	0-0	1-2	6	4	2	1	0	0	28
04	Jarius Hicklen	3	1-4	1-4	0-2	0	0	0	0	0	0	24
13	Connor Dow	0	0-2	0-0	0-0	2	0	0	0	0	0	5
21	Justin McBride	4	2-3	0-0	0-0	1	1	0	1	0	0	7
23	Brandon Garrison	0	0-1	0-0	0-0	6	3	1	1	1	0	11
51	John-Michael Wright	14	3-11	2-7	6-7	2	3	1	1	0	0	29
TEAM						3	0					
TOTALS		64	23-52	7-23	11-18	31	19	16	14	1		4200

	FG	%	3Pt	%	FT	%
1st Half	11-29	38%	4-14	29%	3-7	43%
2nd Half	12-23	52%	3-9	33%	8-11	73%
Game	23-52	44.2%	7-23	30.4%	11-18	61.1%

## ST. BONAVENTURE (2-1)

##	Name	Pts	FG	3pt	FT	TR	PF	A	TO	B	S	MP
02	Assa Essamvovs*	13	4-10	3-7	2-2	7	1	0	1	0	1	38
03	Mika Adams-Woods*	17	6-13	1-5	4-4	5	2	2	1	0	0	35
05	Daryl Banks III*	14	4-12	1-4	5-5	1	1	4	4	0	1	40
07	Charles Pride*	7	2-8	1-1	2-3	7	4	1	0	0	1	24
32	Chad Venning*	10	4-5	0-0	2-2	3	5	0	5	1	1	20
00	Barry Evans	2	0-2	0-2	2-3	7	1	2	0	0	3	23
20	Noel Brown	3	1-1	0-0	1-2	2	2	0	0	0	1	20
TEAM						0	0					
TOTALS		66	21-51	6-19	18-21	32	16	9	12	1		8200

	FG	%	3Pt	%	FT	%
1st Half	11-27	41%	3-9	33%	5-7	71%
2nd Half	10-24	42%	3-10	30%	13-14	93%
Game	21-51	41.2%	6-19	31.6%	18-21	85.7%

Officials: Lamar Simpson, Byron Jarrett, Greg Evans

Start time: 6:30 p.m. ET | Duration: 2:01

Attendance: 5,524 | SB led for 14:23. OSU led for 20:21. Tied for 5:16

Times tied: 5 Lead Changes: 10 | Largest Lead: OSU by 10, SB by 6

Technical Fouls: None

Points	Paint	Off TO	2nd Ch	F Brk	Bench	Pts/Pos
OSU	32	5	8	11	21	1.02
St. Bonav.	22	12	9	6	5	1.05

GAME 4	Notre Dame	66 ot
ND	Oklahoma St	64
Nov. 17, 2023   TV: ESPN Brooklyn, N.Y. (Barclays Center)		

	1st	2nd	OT	Score
Notre Dame	33	22	11	66
Oklahoma State	25	30	9	64

- An incredible second half from **Javon Small** wasn't enough to lift OSU past Notre Dame in the Legends Classic third place game.
- Small, a South Bend, Ind. native who grew up watching the Irish, posted career-highs with 29 points and 10 rebounds. After scoring just two points in the first half, the junior accounted for 27 of OSU's 39 points in the second half plus overtime.
- It was OSU's first 25-point double-double since **Cade Cunningham** (Feb. 27, 2021 at Oklahoma) and just the sixth since 2010.
- John-Michael Wright** added 11 points and **Quion Williams** match his own best with 11 rebounds.
- Notre Dame ended the first half on an 18-6 run to lead 33-25. Small scored 16 points in OSU's 17-7 push at the end of regulation.
- Eric Dailey Jr.** tied the game on a free throw with 9 seconds remaining but missed a go-ahead try.
- Notre Dame's **Markus Burton** missed a potential game-winner at the end of regulation but scored six of his team-high 20 points in the extra period.

## NOTRE DAME (2-2)

##	Name	Pts	FG	3pt	FT	TR	PF	A	TO	B	S	MP
01	Julian Roper II*	12	4-9	2-3	2-4	8	2	3	4	0	2	36
03	Markus Burton*	20	8-18	0-2	4-5	2	2	1	3	0	0	31
13	Tae Davis*	7	3-6	0-0	1-2	4	5	1	3	0	1	36
20	J.R. Konieczny*	11	3-7	2-5	3-4	10	2	1	0	0	0	35
25	Matt Zona*	2	1-3	0-2	0-0	3	2	4	1	0	1	27
00	Carey Booth	6	2-3	2-3	0-0	2	2	1	0	2	1	12
02	Logan Imes	3	1-3	1-3	0-0	3	2	1	0	1	0	19
11	Braden Shrewsbury	5	2-8	1-7	0-1	3	0	1	0	0	0	30
TEAM						2	0					
TOTALS		66	24-57	8-25	10-16	37	17	13	16	3		5225

	FG	%	3Pt	%	FT	%
1st Half	13-28	46%	6-16	38%	1-3	33%
2nd Half	9-25	36%	2-8	25%	2-3	67%
3rd Half	2-4	50%	0-1	00%	7-10	70%
Game	24-57	42.1%	8-25	32.0%	10-16	62.5%

## OKLAHOMA STATE (1-3)

##	Name	Pts	FG	3pt	FT	TR	PF	A	TO	B	S	MP
02	Eric Dailey Jr.*	3	1-5	0-2	1-2	3	2	1	0	0	0	33
05	Quion Williams*	8	3-9	0-1	2-4	11	1	3	1	2	1	41
12	Javon Small*	29	8-18	4-8	9-9	10	3	2	5	1	1	41
23	Brandon Garrison*	9	3-6	0-0	3-6	5	5	2	1	1	2	38
51	John-Michael Wright*	11	4-9	1-6	2-2	2	3	2	0	0	2	36
04	Jarius Hicklen	0	0-5	0-5	0-0	0	1	0	2	0	0	13
13	Connor Dow	0	0-3	0-2	0-0	1	0	0	1	0	0	14
21	Justin McBride	4	2-3	0-1	0-0	3	3	0	2	0	0	10
TEAM						3	0					
TOTALS		64	21-58	5-25	17-23	38	18	10	12	4		6225

	FG	%	3Pt	%	FT	%
1st Half	11-25	44%	1-10	10%	2-4	50%
2nd Half	8-26	31%	4-12	33%	10-13	77%
3rd Half	2-7	29%	0-3	00%	5-6	83%
Game	21-58	36.2%	5-25	20.0%	17-23	73.9%

Officials: AJ Desai, Pat Evans, Greg Evans

Attendance: 4,849 | OSU led for 13:27. ND led for 28:42. Tied for 2:21

Times tied: 5 Lead Changes: 5 | Largest Lead: ND by 12, OSU by 6

Start time: 4:30 p.m. ET | Duration: 2:15 | Technical Fouls: None

Points	Paint	Off TO	2nd Ch	F Brk	Bench	Pts/Pos
Notre Dame	28	6	8	2	14	0.93
OSU	26	12	13	1	4	0.90

GAME 5	New Orleans	68
NO	Oklahoma St	96
Nov. 20, 2023   TV: ESPN+ Stillwater, Okla. (Gallagher-Iba Arena)		

	1st	2nd	Score
New Orleans	37	31	- 68
Oklahoma State	43	53	- 96

- Jamyrn Keller** missed the first four games of OSU's season with a wrist injury but made up for lost time in his collegiate debut with a game-high 18 points on 7-of-10 shooting.
- OSU led 61-58 near the midway point of the second half but came away with points on each its next 12 possessions during a 26-2 run.
- Javon Small** worked around three first-half fouls to tally 16 points and six assists in 24 turnover-free minutes. **Mike Marsh** logged his first double-double as a Cowboy with 13 points and 11 rebounds and **Eric Dailey Jr.** nearly joined him with 14 points and nine boards.
- John-Michael Wright** added 11 points and three steals. The Pokes outscored UNO by 34 points during his 24 minutes of action.
- OSU shot 65.6% from the field in the second half and 58.1% for the game. The Cowboys recorded a season-high 21 assists on 36 baskets, hit 10 threes and won the rebounding battle, 41-25.

## NEW ORLEANS (2-2)

##	Name	Pts	FG	3pt	FT	TR	PF	A	TO	B	S	MP
01	Jordan Johnson*	23	6-17	3-9	8-9	2	1	2	1	0	0	35
03	D'Ante Bell*	0	0-1	0-0	0-0	2	4	0	1	0	0	11
05	Tyson Jackson*	15	6-8	0-0	3-6	3	4	0	2	0	1	26
13	Jamond Vincent*	8	2-7	0-0	4-5	4	0	1	1	2	1	35
20	Khaleb Wilson-Rouse*	9	3-6	1-1	3-4	2	4	2	2	0	0	29
00	Mason Jones	0	0-3	0-3	0-0	1	1	0	0	0	1	11
02	Jah Short	4	2-3	0-0	0-0	0	0	0	1	0	1	7
04	Omarion Henry	2	1-2	0-0	0-0	0	0	0	0	0	0	1
10	Kaleb Jenkins	0	0-0	0-0	0-0	0	0	0	0	0	0	2
15	Carlos Hart	4	2-4	0-1	0-0	4	4	0	1	1	1	17
22	Darrius Washington	0	0-0	0-0	0-0	0	0	0	0	0	0	2
23	James Glisson III	3	1-3	1-3	0-0	2	5	0	2	0	3	15
32	Dorian Hill	0	0-0	0-0	0-0	0	0	0	0	0	0	1
33	Dorian Booker	0	0-1	0-0	0-0	1	0	0	0	0	0	2
TEAM						5	0					
TOTALS		68	23-55	4-17	18-24	25	23	6	12	3		9200

	FG	%	3Pt	%	FT	%
1st Half	12-29	41%	4-11	36%	9-10	90%
2nd Half	11-26	42%	0-6	00%	9-14	64%
Game	23-55	41.8%	4-17	23.5%	18-24	75.0%

## OKLAHOMA STATE (2-3)

##	Name	Pts	FG	3pt	FT	TR	PF	A	TO	B	S	MP
02	Eric Dailey Jr.*	14	5-8	0-1	4-5	9	2	4	3	0	2	29
05	Quion Williams*	4	2-4	0-1	0-2	3	2	3	3	0	0	20
12	Javon Small*	16	5-8	2-5	4-4	3	4	6	0	0	1	25
23	Brandon Garrison*	4	2-3	0-0	0-2	1	3	2	0	0	0	15
51	John-Michael Wright*	11	4-10	1-6	2-2	1	3	1	2	0	3	24
04	Jarius Hicklen	3	1-4	1-4	0-0	3	1	1	0	0	0	19
13	Connor Dow	7	2-5	2-5	1-2	3	0	0	0	0	1	14
14	Jamyrn Keller	18	7-10	4-7	0-1	2	1	1	3	0	0	24
15	Carson Sager	0	0-0	0-0	0-0	0	0	0	0	0	0	1
21	Justin McBride	6	3-3	0-0	0-0	2	2	0	0	0	0	10
32	Mike Marsh	13	5-7	0-0	3-6	11	2	3	1	1	0	19
TEAM						3	0					
TOTALS		96	36-62	10-29	14-24	41	20	21	12	1		7200

	FG	%	3Pt	%	FT	%
1st Half	15-30	50%	6-17	35%	7-9	78%
2nd Half	21-32	66%	4-12	33%	7-15	47%
Game	36-62	58.1%	10-29	34.5%	14-24	58.3%

Officials: Rick Crawford, Bert Smith, Amy Bonner

Attendance: 5,907 | OSU led for 39:31. Tied for 0:19

Times tied: 0 Lead Changes: 0 | Largest Lead: OSU by 28

Technical Fouls: None | Start Time: 7:01 p.m. CT | Duration: 2:05

Points	Paint	Off TO	
--------	-------	--------	--

## Box Scores / Recaps

GAME 6	Houston Christian	92
	Oklahoma St	63
Nov. 24, 2023   TV: ESPN+ Stillwater, Okla. (GIA)		

	1st	2nd	Score
Houston Christian	37	28	- 65
Oklahoma State	52	40	- 92

- **Mike Marsh** led a group of six double-figure scorers with 14 points in a lopsided win.
- **Jarius Hicklen** (12 points) drilled 4-of-10 threes and **Eric Dailey Jr.** (12) grabbed a team-high six rebounds. **Brandon Garrison**, **Jamyron Keller** and **John-Michael Wright** supplied 10-each.
- Garrison became just the fourth Cowboy freshman to record six-or-more blocks in a single game.
- **Javon Small** and **Quion Williams** combined for 14 of OSU's 24 assists. The Cowboys shot 48.6% and committed just nine turnovers.
- HCU started 9-of-13 from the field to go up 25-23 midway through the first half but connected on just 15-of-51 the rest of the way.
- Wright's 250th career three put OSU back in front for good with 9:26 to play and the Cowboys led by 15 at the break.
- Three Hicklen triples sparked another 21-3 push early in the second half to push the lead from 11 to 29.

## HOUSTON CHRISTIAN (0-4)

##	Name	Pts	FG	3Pt	FT	TR	PF	A	TO	B	S	MP
02	Pierce Bazil*	8	4-13	0-2	2-2	2	1	0	3	0	2	28
04	Bonke Marling*	6	2-9	0-0	2-3	10	2	3	3	0	1	24
10	Marcus Greene*	16	7-12	1-2	1-2	2	2	2	2	0	0	30
11	Tristan Moore*	5	2-4	0-0	1-2	2	0	1	0	0	0	25
33	Michael Imariagbe*	4	1-2	0-0	2-2	4	3	0	1	2	0	16
03	Jay Alvarez	15	5-14	1-5	4-6	3	1	0	2	0	2	26
05	Porter Bazil	0	0-0	0-0	0-0	3	1	0	2	2	1	13
07	Dominic Capriotti	0	0-0	0-0	0-0	1	0	0	0	0	0	3
20	Chigozie Achara	7	2-4	0-0	3-4	4	0	0	1	1	0	16
24	Jake Arnold	4	1-6	1-1	1-2	0	1	1	0	0	2	18
TEAM						7	0					
TOTALS		65	24-64	3-10	14-23	38	11	7	14	5	8	200
			FG	%	3Pt	%	FT	%				
1st Half		15-35	43%		3-6	50%		4-7	57%			
2nd Half		9-29	31%		0-4	00%		10-16	63%			
Game		24-64	37.5%		3-10	30.0%		14-23	60.9%			

## OKLAHOMA STATE (3-3)

##	Name	Pts	FG	3Pt	FT	TR	PF	A	TO	B	S	MP
02	Eric Dailey Jr.*	12	4-8	1-2	3-6	6	1	2	1	0	1	15
05	Quion Williams*	7	2-3	1-1	2-2	5	2	6	1	0	1	31
12	Javon Small*	6	3-11	0-6	0-0	5	1	8	0	0	1	29
23	Brandon Garrison*	10	4-8	0-0	2-2	5	3	2	1	6	0	18
51	John-Michael Wright*	10	4-8	2-6	0-0	4	1	1	0	0	1	24
04	Jarius Hicklen	12	4-11	4-10	0-0	2	0	1	0	0	0	18
13	Connor Dow	8	2-4	2-4	2-2	4	1	1	1	1	1	11
14	Jamyron Keller	10	4-4	1-1	1-2	3	3	2	2	0	0	18
15	Carson Sager	0	0-1	0-1	0-0	0	1	0	0	0	0	1
21	Justin McBride	3	1-3	1-2	0-0	5	2	0	1	1	0	17
32	Mike Marsh	14	6-9	0-0	2-2	5	2	1	1	0	1	16
35	Weston Church	0	0-0	0-0	0-2	0	0	0	1	0	0	1
TEAM						3	0					
TOTALS		92	34-70	12-33	12-18	47	17	24	9	8	7	200
			FG	%	3Pt	%	FT	%				
1st Half		18-34	53%		6-17	35%		10-12	83%			
2nd Half		16-36	44%		6-16	38%		2-6	33%			
Game		34-70	48.6%		12-33	36.4%		12-18	66.7%			

Officials: Kipp Kissinger, Olandis Poole, Randal Anders

Start time: 7:01 p.m. CT | Duration: 1:52

Attendance: 6,153 | OSU led for 35:02. HCU led for 2:32. Tied for 2:24

Times tied: 6 Lead Changes: 8 | Largest Lead: OSU by 32, HCU by 3

Technical Fouls: None

Points	Paint	Off TO	2nd Ch	F Brk	Bench	Pts/Pos
Houston Chrst.	34	6	9	9	26	0.83
OSU	22	12	9	6	5	1.18

GAME 7	#15/14 Creighton	79
	Oklahoma St	65
Nov. 30, 2023   TV: ESPN2 Stillwater, Okla. (GIA)		

	1st	2nd	Score
15/14 Creighton	47	32	- 79
Oklahoma State	29	36	- 65

- OSU hung with No. 15 Creighton for the majority of the night, save for one disastrous six-minute stretch late in the first half. The Bluejays scored 17 unanswered to build an 18-point halftime lead and held on from there.
- **Javon Small** scored a game-high 24 points and freshman **Eric Dailey Jr.** posted his first career double-double with 13 points and 11 rebounds for the Cowboys, who trailed 28-27 after **Bryce Thompson's** layup at the 6:36-mark but missed their last nine field goal attempts of the half.
- **Ryan Kalkbrenner** (16 pts, 12 reb) scored seven points during Creighton's pivotal run. **Baylor Scheierman** (21 pts) and **Trey Alexander** (20) also had big nights for the Bluejays, one of the nation's most-prolific three-point shooting teams. They made 7-of-12 threes in the first half and 10-of-19 overall to finish at 52.7% from the field.
- OSU made 7-of-16 threes but just 18-of-46 from inside the arc in a 40% shooting effort.
- The Cowboys won the second half, 36-32. They pulled to within a dozen points on five different occasions but could get no closer.

## CREIGHTON (6-1)

##	Name	Pts	FG	3Pt	FT	TR	PF	A	TO	B	S	MP
01	Steven Ashworth*	17	6-9	4-5	1-1	2	2	5	1	0	1	37
11	Ryan Kalkbrenner*	16	6-15	1-3	3-4	12	2	2	3	2	0	32
13	Mason Miller*	0	0-0	0-0	0-0	2	1	1	1	0	0	7
23	Trey Alexander*	20	7-12	1-3	5-8	7	1	3	1	0	2	36
55	Baylor Scheierman*	21	8-16	3-7	2-2	8	2	0	1	0	2	38
00	Jasen Green	0	0-0	0-0	0-0	0	0	0	0	0	0	3
05	Francisco Farabello	0	0-0	0-0	0-0	1	2	1	1	0	0	18
33	Fredrick King	2	1-2	0-0	0-0	3	2	0	1	0	0	8
41	Isaac Traudt	3	1-1	1-1	0-0	1	1	1	0	0	0	21
TEAM						2	0		1			
TOTALS		79	29-55	10-19	11-15	38	13	13	10	2	5	200
			FG	%	3Pt	%	FT	%				
1st Half		16-27	59%		7-12	58%		8-11	73%			
2nd Half		13-28	46%		3-7	43%		3-4	75%			
Game		29-55	52.7%		10-19	52.6%		11-15	73.3%			

## OKLAHOMA STATE (3-4)

##	Name	Pts	FG	3Pt	FT	TR	PF	A	TO	B	S	MP
01	Bryce Thompson*	7	3-8	1-2	0-0	0	4	0	1	0	0	21
02	Eric Dailey Jr.*	13	4-6	2-3	3-5	11	2	2	0	0	1	33
05	Quion Williams*	4	2-5	0-0	0-0	4	1	1	0	1	0	30
12	Javon Small*	24	8-17	3-4	5-5	5	0	4	1	3	0	35
23	Brandon Garrison*	6	3-8	0-0	0-0	5	4	0	1	2	1	18
04	Jarius Hicklen	3	1-2	1-2	0-0	2	0	0	1	0	0	14
14	Jamyron Keller	2	1-2	0-1	0-0	1	2	1	0	0	0	13
21	Justin McBride	0	0-1	0-1	0-0	0	0	0	0	0	0	1
32	Mike Marsh	6	3-9	0-0	0-1	0	2	0	2	0	0	19
51	John-Michael Wright	0	0-4	0-3	0-0	0	0	1	0	0	0	16
TEAM						2	0		0			
TOTALS		65	25-62	7-16	8-11	30	15	9	9	2	4	200
			FG	%	3Pt	%	FT	%				
1st Half		12-32	38%		3-9	33%		2-4	50%			
2nd Half		13-30	43%		4-7	57%		6-7	86%			
Game		25-62	40.3%		7-16	43.8%		8-11	72.7%			

Officials: James Breeding, Ron Groover, Pat Driscoll

Attendance: 6,309 | OSU led for 4:47. CU led for 32:12. Tied for 3:01

Times tied: 2 Lead Changes: 1 | Largest Lead: CU by 18, OSU by 6

Start time: 8:02 p.m. CT | Duration: 1:55 | Technical Fouls: None

Points	Paint	Off TO	2nd Ch	F Brk	Bench	Pts/Pos
Creighton	28	10	9	2	5	0.83
OSU	32	13	12	10	11	0.97

GAME 8	Oklahoma St	68
	Southern Illinois	70
Dec. 5, 2023   TV: CBSSN Carbondale, Ill. (SIU Arena)		

	1st	2nd	Score
Oklahoma State	34	34	- 68
Southern Illinois	34	36	- 70

- OSU missed two potential game-winning shots in the final six seconds of a road loss at SIU.
- **Xavier Johnson** tallied a game-high 32 points for SIU, which hosted to a major conference foe on its home floor for the first time in 15 years.
- **Javon Small** scored 25 points and **Quion Williams** and **Brandon Garrison** grabbed 10 rebounds apiece for the Cowboys who trailed by 10 near the 11:00-mark of the second half before rallying behind the three-point shooting of **Jarius Hicklen** (12 pts, 4/8 3pt).
- **Clarence Rupert's** three-point play gave SIU the lead, 69-66, with 28 seconds left, but a Saluki technical foul for taunting with 17 seconds gave OSU two free throws and the ball. Small sank them both but his driving layup in the closing seconds missed the mark, as did Williams' follow.
- OSU finished +19 on the glass (43-24) and grabbed offensive rebounds on more than half of its own misses (20 of 38) but managed just 15 second-chance points.
- Helped by a 7-of-15 three-point effort, SIU shot 47% to OSU's 39.4% and outscored the visitors 17-9 at the foul line.

## OKLAHOMA STATE (3-5)

##	Name	Pts	FG	3Pt	FT	TR	PF	A	TO	B	S	MP
01	Bryce Thompson*	6	3-13	0-5	0-0	1	1	0	0	0	1	31
02	Eric Dailey Jr.*	5	2-7	0-2	1-2	4	3	2	1	1	0	23
05	Quion Williams*	10	5-9	0-1	0-0	10	2	1	1	0	1	29
12	Javon Small*	25	7-15	3-6	8-8	2	2	4	2	1	1	35
23	Brandon Garrison*	4	2-5	0-0	0-1	10	2	0	3	2	1	22
04	Jarius Hicklen	12	4-9	4-8	0-0	1	2	0	0	0	0	22
13	Connor Dow	0	0-0	0-0	0-0	1	0	0	0	0	0	6
14	Jamyron Keller	4	2-5	0-1	0-0	4	2	2	1	0	0	13
32	Mike Marsh	2	1-3	0-0	0-0	4	2	3	2	1	0	17
51	John-Michael Wright	0	0-0	0-0	0-0	0	2	0	0	0	0	2
TEAM						6	0		2			
TOTALS		68	26-66	7-23	9-11	43	18	12	12	5	4	200
			FG	%	3Pt	%	FT	%				
1st Half		14-30	47%		3-10	30%		3-5	60%			
2nd Half		12-36	33%		4-13	31%		6-6	100%			
Game		26-66	39.4%		7-23	30.4%		9-11	81.8%			

## SOUTHERN ILLINOIS (6-2)

##	Name	Pts	FG	3Pt	FT	TR	PF	A	TO	B	S	MP
00	Troy D'Amico*	2	1-4	0-1	0-0	3	4	2	1	1	0	31
04	Clarence Rupert*	13	5-10	0-1	3-5	5	1	2	3	0	0	31
10	Xavier Johnson*	32	9-22	1-5	13-15	3	3	5	3	0	0	36
24	Trent Brown*	12	4-5	4-5	0-0	0	1	2	0	0	0	38
30	Kennard Davis*	4	1-3	1-2	1-2	8	4	1	1	0	2	35
02	Scottie Ebube	2	1-2	0-0	0-0	2	3	1	1	1	0	8
25	Trey Miller	0	0-0	0-0	0-0	0	1	1	0	0	0	4
33	Joan Stulic	5	2-3	1-1	0-0	1	2	0	0	0	2	15
TEAM						2	0		0			
TOTALS		70	23-49	7-15	17-22	24	19	14	9	2	6	200
			FG		3Pt		%		FT		%	
1st Half		9-23	39%		4-7		57%		12-13		92%	
2nd Half		14-26	54%		3-8		38%		5-9		56%	
Game		23-49	46.9%		7-15		46.7%		17-22		77.3%	

## Box Scores / Recaps

GAME 9	Tulsa	57
	Oklahoma St	72
Dec. 10, 2023   TV: ESPN2 Oklahoma City, Okla. (Paycom Center)		

	1st	2nd	Score
Tulsa	26	31	- 57
Oklahoma State	35	37	- 72

- **Javon Small** scored 18 points and OSU rode a fast start to a neutral court win over Tulsa in the Battleground 2K23.
- The Cowboys won despite totaling more turnovers (28) than baskets (23). They committed just one in the first 9:00 while building leads of 17-3 and 21-5 but had 13 in the final 11:00 and 14 more after halftime.
- **PJ Haggerty** and **Tyshawn Archie** scored 13 points each and combined for nine of Tulsa's 19 steals – the most ever by an OSU opponent.
- The Cowboys atoned with a dominant defensive effort of their own, forcing 20 Tulsa turnovers while finishing +18 on the boards (41-23). They held the Golden Hurricane to 37% from the field, (3-of-20 from deep) and just four assists.
- OSU shot 48.9% and 8-of-20 from three.
- **Quion Williams** added a career-high 12 points on 5-of-6 shooting along with seven rebounds, four assists and three steals. He converted a three-point play with 5:32 left in the opening half to give OSU its largest lead (30-11).

## TULSA (5-3)

##	Name	Pts	FG	3pt	FT	TR	PF	A	TO	B	S	MP
04	PJ Haggerty*	13	4-13	0-4	5-6	4	2	0	5	0	4	35
11	Isaiah Barnes*	2	0-1	0-1	2-4	1	1	0	2	0	2	19
12	Carlous Williams*	11	5-6	1-1	0-0	1	1	0	0	1	1	28
15	Jared Garcia*	0	0-4	0-2	0-0	3	1	0	1	1	0	20
24	Cobe Williams*	12	3-10	1-4	5-8	2	5	1	5	0	3	24
00	Jesaiah McWright	2	1-5	0-1	0-0	2	1	0	2	0	3	16
01	Matthew Reed	0	0-2	0-1	0-0	6	0	1	1	0	0	20
05	Jarred Hall	4	1-2	0-1	2-2	1	3	0	2	0	1	9
08	Tyshawn Archie	13	6-11	1-5	0-0	1	3	2	2	1	5	27
34	Mohamed Keita	0	0-0	0-0	0-0	1	0	0	0	0	0	3
TEAM						1	0					
TOTALS		57	20-54	3-20	14-20	23	18	4	20	3	19	

	FG	%	3Pt	%	FT	%
1st Half	9-26	35%	2-10	20%	6-8	75%
2nd Half	11-28	39%	1-10	10%	8-12	67%
Game	20-54	37.0%	3-20	15.0%	14-20	70.0%

## OKLAHOMA STATE (4-5)

##	Name	Pts	FG	3pt	FT	TR	PF	A	TO	B	S	MP
01	Bryce Thompson*	7	3-8	1-5	0-0	2	2	2	6	0	1	24
02	Eric Dailey Jr.*	5	1-5	0-2	3-7	6	1	3	2	0	1	21
05	Quion Williams*	12	5-6	1-1	1-1	7	3	4	5	0	3	34
12	Javon Small*	18	3-8	2-5	10-13	6	1	2	5	0	1	31
23	Brandon Garrison*	6	3-4	0-0	0-0	7	4	1	4	0	1	18
04	Jarius Hicklen	4	1-1	1-2	0-0	2	0	0	0	0	0	14
13	Connor Dow	0	0-0	0-0	0-0	1	0	0	0	0	0	10
14	Jamyrion Keller	8	2-3	1-2	3-3	1	0	1	2	0	0	13
24	Isaiah Miranda	2	1-3	0-0	0-0	2	2	0	1	0	1	4
32	Mike Marsh	4	2-5	0-0	0-0	4	2	0	2	1	0	20
51	John-Michael Wright	6	2-4	2-4	0-0	0	1	2	0	0	1	11
TEAM						5	0					
TOTALS		72	23-47	8-20	18-26	41	18	15	28	1	9	

	FG	%	3Pt	%	FT	%
1st Half	13-22	59%	3-7	43%	6-10	60%
2nd Half	10-25	40%	5-13	38%	12-16	75%
Game	23-47	48.9%	8-20	40.0%	18-26	69.2%

Officials: Keith Kimble, Rick Crawford, Owen Shortt

Start time: 5:30 p.m. CT | Duration: 2:11 | Attendance: | OSU led for 38:56.

Tied for 1:04 | Times tied: 0 Lead Changes: 0 | Largest Lead: OSU by 19

Technical Fouls: Miranda, OSU (Class A) 9:59 1st; Hall, TLS (Class A) 9:59 1st, Garrison, OSU (Class A) 7:53 2nd, Miranda (Class B), 7:43 2nd

Points	Paint	Off TO	2nd Ch	F Brk	Bench	Pts/Pos
Tulsa	34	19	2	18	19	0.74
OSU	30	17	10	10	24	0.94

GAME 10	Oral Roberts	60
	Oklahoma St	81
Dec. 17, 2023   TV: ESPN+ Stillwater, Okla. (GIA)		

	1st	2nd	Score
Oral Roberts	27	33	- 60
Oklahoma State	48	33	- 81

- OSU put away Oral Roberts early behind a dominant first half performance.
- **Quion Williams** and **Bryce Thompson** scored 13 apiece and freshman **Eric Dailey Jr.** added a double-double for the Cowboys, who shot 50%.
- **Javon Small** (8) and **Brandon Garrison** (6) combined for 14 of OSU's 24 assists on 31 baskets.
- Four of Small's assists came during a 17-2 run over the final 6:00 of the first half.
- The Cowboys led 48-27 at the intermission and by as many as 30 down the stretch.
- Eight different OSU players made at least one three-pointer in a 14-of-30 (.467) performance. Thompson was 4-of-9.
- **Issac McBride** finished with 14 points for ORU, which shot 39.3% from the field and committed a season-high 13 turnovers. The Golden Eagles had entered the day with the fourth-fewest turnovers nationally (8.7) and the 10th-most threes (10.8).

## ORAL ROBERTS (4-6)

##	Name	Pts	FG	3pt	FT	TR	PF	A	TO	B	S	MP
02	Kareem Thompson*	8	2-9	2-4	2-2	7	1	2	5	0	2	36
10	Issac McBride*	14	6-16	2-4	0-0	4	1	1	2	0	0	36
14	Deshawn Weaver*	5	2-6	1-4	0-0	2	2	0	1	0	0	32
22	Josh Jones*	4	2-4	0-0	0-2	2	2	0	1	1	1	12
35	Jailen Bedford*	13	6-9	1-3	0-0	5	1	2	1	0	2	30
01	Braden Moore	0	0-0	0-0	0-0	0	0	0	0	0	0	4
05	Cam Amboree	4	2-2	0-0	0-0	0	1	0	1	0	1	4
11	Pablo Navarro	5	1-1	0-0	3-3	1	0	0	0	0	0	4
20	Trey Phipps	2	0-2	0-0	2-2	1	1	0	0	0	1	13
23	Sir Issac Herron	3	1-6	0-0	1-3	3	1	1	1	0	0	18
32	Ashton Smith	2	0-1	0-0	2-2	2	0	0	1	0	1	10
TEAM						2	0					
TOTALS		60	22-56	6-15	10-14	29	10	6	13	1	8	

	FG	%	3Pt	%	FT	%
1st Half	11-28	39%	5-9	56%	0-3	00%
2nd Half	11-28	39%	1-6	17%	10-11	91%
Game	22-56	39.3%	6-15	40.0%	10-14	71.4%

## OKLAHOMA STATE (5-5)

##	Name	Pts	FG	3pt	FT	TR	PF	A	TO	B	S	MP
01	Bryce Thompson*	13	4-11	4-9	1-2	2	1	4	1	0	1	24
02	Eric Dailey Jr.*	12	5-11	2-4	0-0	11	1	2	2	0	1	30
05	Quion Williams*	13	6-8	1-2	0-0	3	1	1	2	0	0	28
12	Javon Small*	7	2-5	2-4	1-2	4	1	8	1	0	1	25
23	Brandon Garrison*	8	4-6	0-0	0-0	9	0	6	2	0	0	19
04	Jarius Hicklen	6	2-7	2-6	0-0	1	0	1	0	0	1	16
13	Connor Dow	0	0-0	0-0	0-0	1	2	0	0	0	0	6
14	Jamyrion Keller	7	3-4	1-2	0-0	0	0	1	0	0	0	14
15	Carson Sager	0	0-2	0-1	0-0	0	0	0	0	0	0	2
21	Justin McBride	0	0-0	0-0	0-0	0	1	0	1	0	1	3
24	Isaiah Miranda	6	2-3	1-1	1-2	5	2	0	0	0	0	10
32	Mike Marsh	6	2-3	0-0	2-2	0	3	1	2	0	0	10
35	Weston Church	0	0-1	0-0	0-0	1	0	0	0	0	0	2
51	John-Michael Wright	3	1-1	1-1	0-0	0	1	0	0	0	1	10
TEAM						1	0					
TOTALS		81	31-62	14-30	5-8	38	13	24	11	0	6	

	FG	%	3Pt	%	FT	%
1st Half	18-33	55%	8-15	53%	4-6	67%
2nd Half	13-29	45%	6-15	40%	1-2	50%
Game	31-62	50.0%	14-30	46.7%	5-8	62.5%

Officials: Doug Sirmons, Bert Smith, Chase Shaw

Attendance: 6,170 | OSU led for 38:35. Tied for 1:25

Times tied: 0 Lead Changes: 0 | Largest Lead: OSU by 30

Start time: 4:01 p.m. CT | Duration: 1:46 | Technical Fouls: None

Points	Paint	Off TO	2nd Ch	F Brk	Bench	Pts/Pos
Oral Roberts	24	16	6	10	16	0.88
OSU	34	19	8	15	28	1.19

GAME 11	Wofford	70
	Oklahoma St	76
Dec. 20, 2023   TV: ESPN+ Stillwater, Okla. (GIA)		

	1st	2nd	Score
Wofford	35	35	- 70
Oklahoma State	37	39	- 76

- OSU hit 15 threes in a win over Wofford.
- **Bryce Thompson** made 5-of-7 from deep on his way to a team-high 19 points and **Javon Small** made 4-of-7 for 14 points.
- Small also finished with five assists -- three of them during a 7-0 OSU run that pushed a 67-64 lead out to double digits with 1:00 to play.
- **Quion Williams** packaged seven rebounds, four steals and seven assists.
- **Corey Tripp** scored 16 of his 24 after halftime for Wofford, which trailed by 13 early before rallying to take the lead early in the second half.
- With Wofford's defense clogging the interior, OSU took more than half of its shots from the perimeter but knocked down 15-of-33 (.455).
- The Terriers outshot their hosts 49.2% to 45.9% and outscored them 46-14 in the paint but made just 6-of-21 threes.
- Neither side missed a free throw (a first in the 80+ years that OSU has kept box scores). OSU went 5-for-5 and Wofford 4-for-4.

## WOFFORD (6-6)

##	Name	Pts	FG	3pt	FT	TR	PF	A	TO	B	S	MP
00	Jackson Silvills*	5	2-3	1-2	0-0	6	0	0	1	0	2	26
02	Dillon Bailey*	2	1-9	0-4	0-0	4	2	4	3	0	1	25
05	Chase Martin*	5	2-4	1-3	0-0	4	2	1	2	0	1	25
10	Corey Tripp*	24	11-21	0-6	2-2	2	3	2	3	2	0	30
14	Kyler Filewich*	16	7-13	0-0	2-2	11	1	3	1	2	0	30
01	Chase Cormier	9	3-3	3-3	0-0	1	0	0	1	0	0	18
11	Quentin Meza	5	2-2	1-1	0-0	1	1	2	1	0	1	19
24	Belal El Shakery	2	1-3	0-0	0-0	1	1	0	1	0	1	10
30	Anthony Arrington	0	0-1	0-1	0-0	1	1	0	0	0	0	5
32	Jeremy Lorenz	2	1-2	0-1	0-0	1	0	0	1	0	0	12
TEAM						3	0					
TOTALS		70	30-61	6-21	4-4	35	11	12	14	4	6	200


	FG	%	3Pt	%	FT	%
1st Half	16-30	53%	3-10	30%	0-0	0%
2nd Half	14-31	45%	3-11	27%	4-4	100%
Game	30-61	49.2%	6-21	28.6%	4-4	100.0%

## OKLAHOMA STATE (6-5)

##	Name	Pts	FG	3pt	FT	TR	PF	A	TO	B	S	MP
01	Bryce Thompson*	19	6-12	5-7	2-2	4	1	3	0	0	3	34
02	Eric Dailey Jr.*	12	5-11	1-5	1-1	3	0	4	0	0	2	17
05	Quion Williams*	5	2-7	1-3	0-0	7	1	7	5	0	4	35
12	Javon Small*	14	5-10	4-7	0-0	3	1	5	2	0	1	27
23	Brandon Garrison*	2	1-3	0-0	0-0	4	3	0	0	2	0	19
04	Jarius Hicklen	9	3-4	3-3	0-0	2	1	0	0	0	0	18
13	Connor Dow	3	1-3	1-3	0-0	1	0	0	0	0	0	12
14	Jamyrion Keller	4	1-3	0-1	2-2	1	1	1	2	0	0	12
21	Justin McBride	2	1-2	0-1	0-0	0	0	0	0	0	0	5
24	Isaiah Miranda	0	0-1	0-1	0-0	0	1	0	2	0	0	2
32	Mike Marsh	6	3-3	0-0	0-0	2	0	1	2	0	0	14
51	John-Michael Wright	0	0-2	0-2	0-0	1	1	0	0	0	0	5
TEAM						0	0	0				
TOTALS		76	28-61	15-33	5-5	28	10	21	13	2	10	200



## Box Scores / Recaps

<div>GAME 12</div> <div></div>	<div>South Carolina St70</div> <div>Oklahoma St86</div>
<div>Dec. 31, 2023   TV: ESPN+</div> <div>Stillwater, Okla. (GIA)</div>	
	<div>1st2ndScore</div>
South Carolina State	<div>3436-70</div>
Oklahoma State	<div>3848-86</div>

- **Bryce Thompson** scored 17 points and **Brandon Garrison** and **Quion Williams** posted double-doubles to help OSU shake loose from South Carolina State in a New Year's Eve matinee.
- Knotted at 38 near the 19:00-mark of the second half, OSU mounted a 19-2 run to pull away.
- The Cowboys turned the ball over 23 times against SCSU's pressure defense but also exploited it for easy looks, shooting 53.6% from the field with help from seven dunks. They also knocked down 13-of-27 (.481) threes, led by Thompson's 4-of-9 effort.
- Williams finished with a career-high 16 points on 6-of-8 shooting and gathered 10 rebounds.
- Garrison set his own personal best with 11 points to go with 10 boards and three blocks.
- **Eric Dailey Jr.** scored all 11 of his points after halftime, including back-to-back dunks to cap OSU's run. The latter made it a 57-41 lead with 13:11 to play. He added another at the 4:37-mark to give the Cowboys their largest lead at 22.

## SOUTH CAROLINA STATE (4-12)

##	Name	Pts	FG	3pt	FT	TR	PF	A	TB	S	MP
02	Jordan Simpson*	16	6-13	1-2	3-3	2	1	0	2	0	4 23
03	Michael Teal*	6	2-8	0-2	2-2	3	0	2	1	0	3 23
05	Raquan Brown*	6	2-5	1-3	1-1	3	1	0	0	0	2 20
13	Drayton Jones*	12	3-10	0-0	6-7	7	4	1	2	2	2 27
42	Dallas James*	2	1-1	0-0	0-0	3	0	0	1	1	0 7
00	Omar Croskey	8	3-12	2-7	0-0	3	2	0	1	0	4 23
04	Caleb McCarty	1	0-1	0-0	1-2	2	3	2	2	0	0 27
11	Wilson Dubinsky	8	3-5	2-4	0-1	1	0	0	0	0	0 17
12	Mitchell Taylor	9	4-12	0-1	1-2	5	2	4	1	0	3 17
14	John Seay-Oliver	2	1-1	0-0	0-0	0	0	0	2	0	0 1
24	Shaman Alston	0	0-3	0-0	0-0	2	0	0	1	0	0 15
TEAM						3	0	0			
TOTALS		70	25-71	6-19	14-18	34	16	9	13	3	18

	FG	%	3Pt	%	FT	%
1st Half	14-33	42%	4-8	50%	2-2	100%
2nd Half	11-38	29%	2-11	18%	12-16	75%
Game	25-71	35.2%	6-19	31.6%	14-18	77.8%


## OKLAHOMA STATE (7-5)

##	Name	Pts	FG	3pt	FT	TR	PF	A	TB	S	MP
01	Bryce Thompson*	17	5-11	4-9	3-5	4	1	3	1	1	2 33
02	Eric Dailey Jr.*	11	5-8	1-2	0-0	4	1	1	3	0	0 22
05	Quion Williams*	16	6-8	1-2	3-3	10	2	1	3	0	3 32
12	Javon Small*	12	3-6	2-4	4-4	6	1	5	4	1	0 33
23	Brandon Garrison*	11	4-7	0-0	3-6	10	4	4	1	3	1 24
04	Jarius Hicklen	9	3-6	3-6	0-0	2	0	1	2	0	0 17
13	Connor Dow	0	0-0	0-0	0-0	0	0	0	2	0	0 4
14	Jamyron Keller	2	1-4	0-1	0-0	2	1	2	2	0	0 10
15	Carson Sager	0	0-0	0-0	0-0	0	0	0	1	0	0 1
21	Justin McBride	3	1-1	1-1	0-2	1	0	1	0	1	1 4
32	Mike Marsh	2	1-3	0-0	0-0	3	4	1	0	0	0 11
35	Weston Church	0	0-0	0-0	0-0	0	0	0	1	0	1 1
51	John-Michael Wright	3	1-2	1-2	0-0	0	1	2	1	0	0 8
TEAM						3	0	1			
TOTALS		86	30-56	13-27	13-20	45	15	21	23	6	8

	FG	%	3Pt	%	FT	%
1st Half	12-27	44%	7-15	47%	7-9	78%
2nd Half	18-29	62%	6-12	50%	6-11	55%
Game	30-56	53.6%	13-27	48.1%	13-20	65.0%

Officials: Gerry Pollard, Rick Crawford, Bert Smith  
 Start time: 2 p.m. CT | Duration: 2:03 | Attendance: 7,210 |  
 OSU led for 34:01. SCSU led for 3:48 | Times tied: 5 Lead Changes: 10 |  
 Largest Lead: OSU by 22, SCSU by 2 | Technical Fouls: None

Points	Paint	Off TO	2nd Ch	F Brk	Bench	Pts/Pos
S. Carolina St.	32	20	25	11	28	0.92
OSU	34	13	18	17	19	1.13

GAME 13		Chicago St		53
	Oklahoma St		72	
	Jan. 3, 2024   TV: ESPN+			
	Stillwater, Okla. (GIA)			
	1st	2nd	Score	
Chicago State	25	28	-	53
Oklahoma State	43	29	-	72

- **Bryce Thompson** scored 13 points and **Eric Dailey Jr.** and **Javon Small** added 12 apiece to lead OSU to its fifth straight victory.
- The Cowboy defense set the tone, holding the Chicago State to 29.0% from the field.
- CSU's **Wesley Cardet**, the NCAA leader in points coming in, managed just five on 2-of-11 shooting.
- The Cowboys shot 48.1% and held a 43-31 advantage on the boards.
- Dailey grabbed nine rebounds and **Brandon Garrison** added four blocks to his growing total.
- The Cowboys forced 13 straight Cougar misses during an early 15-0 run that pushed their lead to 24-6 with just over 12:00 remaining in the first half.
- **Quion Williams** delivered a pair of highlight reel dunks during that stretch, including a one-hand alley-oop from Dailey.
- OSU scored the first seven points of the second half to build its largest lead of the night (50-25) with 17:00 to play.

## CHICAGO STATE (7-14)

##	Name	Pts	FG	3pt	FT	TR	PF	A	TB	S	MP
01	Wesley Cardet*	5	2-11	1-2	0-0	2	1	3	3	0	0 29
12	Brent Davis*	0	0-4	0-1	0-0	1	3	0	0	0	1 17
15	Noble Crawford*	8	4-9	0-3	0-0	5	1	0	0	0	2 26
22	Cameron Jernigan*	2	0-4	0-0	2-2	3	1	0	0	0	0 35
24	Jahsean Corbett*	20	7-15	4-4	4-4	7	1	0	4	0	3 13
00	Greg Spate	4	1-3	1-2	1-2	2	0	1	0	0	0 9
02	Deshawn Jean-Charles	4	1-2	1-1	1-2	1	2	0	1	0	0 14
10	A.J. Neal	6	1-6	0-2	4-4	2	2	0	0	1	0 19
13	Tristan Arneaud	2	1-4	0-2	0-0	2	0	1	1	0	1 20
14	Alex Railford	0	0-0	0-0	0-0	0	0	0	0	0	0 3
23	Teshaundre Cole	2	1-4	0-0	0-2	3	2	0	0	0	0 15
TEAM						3	0	0			
TOTALS		53	18-62	5-17	12-16	31	13	5	9	1	7

	FG	%	3Pt	%	FT	%
1st Half	9-34	26%	4-10	40%	3-3	100%
2nd Half	9-28	32%	1-7	14%	9-13	69%
Game	18-62	29.0%	5-17	29.4%	12-16	75.0%


## OKLAHOMA STATE (8-5)

##	Name	Pts	FG	3pt	FT	TR	PF	A	TB	S	MP
01	Bryce Thompson*	13	4-11	2-7	3-3	2	1	0	2	0	0 33
02	Eric Dailey Jr.*	12	4-8	1-3	3-4	9	3	3	1	1	2 29
05	Quion Williams*	7	3-5	1-2	0-0	5	1	2	5	1	1 29
12	Javon Small*	12	4-10	2-6	2-2	7	1	3	1	0	1 30
23	Brandon Garrison*	6	2-2	0-0	2-2	5	3	1	2	4	1 19
04	Jarius Hicklen	3	1-3	1-2	0-0	0	2	0	0	0	0 11
13	Connor Dow	0	0-1	0-1	0-0	1	0	0	0	0	0 5
14	Jamyron Keller	2	1-3	0-1	0-0	3	0	1	1	0	0 11
15	Carson Sager	0	0-1	0-0	0-2	1	1	0	0	0	0 1
21	Justin McBride	6	3-3	0-0	0-0	2	0	0	0	0	0 5
32	Mike Marsh	4	2-3	0-0	0-0	1	0	0	1	0	0 12
35	Weston Church	2	1-2	0-1	0-0	0	0	0	0	0	0 1
51	John-Michael Wright	5	1-2	1-2	2-2	2	0	2	0	0	0 14
TEAM						5	0	2			
TOTALS		72	26-54	8-25	12-15	43	12	12	15	6	5

	FG	%	3Pt	%	FT	%
1st Half	15-26	58%	6-12	50%	7-7	100%
2nd Half	11-28	39%	2-13	15%	5-8	63%
Game	26-54	48.1%	8-25	32.0%	12-15	80.0%

Officials: Marques Pettigrew, Brooks Wells, Owen Shortt  
 Attendance: 5,142 | OSU led for 38:27. CSU led for 0:41  
 Times tied: 1 Lead Changes: 1 | Largest Lead: OSU by 25, CSU by 2  
 Start time: 6:01 p.m. CT | Duration: 1:56 | Technical Fouls: OSU, Garrison

Points	Paint	Off TO	2nd Ch	F Brk	Bench	Pts/Pos
Chicago St.	24	15	6	4	18	0.80
OSU	32	8	10	19	22	1.09

GAME 14		18/18 Baylor		75 ot
		Oklahoma St		70
Jan. 6, 2024   TV: ESPN+ Stillwater, Okla. (GIA)				
		1st	2nd	Score
18/18 Baylor		31	29	15 75
Oklahoma State		27	33	10 70

- Despite a career-high 20 points from freshman **Brandon Garrison**, OSU saw its five-game winning streak come an end with an overtime loss to Baylor in the Big 12 opener for both sides.
- Garrison made all seven field goal attempts and each of his six free throws while gathering eight rebounds and four blocks.
- **Javon Small** added 17 points and **Bryce Thompson** tallied 15.
- **RayJ Dennis** had 18 points for Baylor, which came in shooting a nation-best 44.8% from three but made just 2-of-15 against the Cowboys.
- OSU took a 60-56 with lead with less than 2:00 to play in regulation after Garrison converted two flagrant foul free throws and scored on an alley-oop from Small. However, Dennis answered on the next possession with a four-point play to tie the game at 60.
- Neither side scored again in regulation. Dennis missed twice in the last 15 seconds, including a game-winning jumper ahead of the horn.
- The lead changed hands five times in overtime before **Jalen Bridges** sank two free throws with a minute left to put Baylor ahead 71-69.

## BAYLOR (12-2, 1-0)

##	Name	Pts	FG	3pt	FT	TR	PF	A	TB	S	MP
02	Jayden Nunn*	4	2-5	0-1	0-0	2	4	1	1	0	1 23
04	Ja'Kobe Walter*	7	2-11	1-5	2-2	6	2	1	0	1	1 38
10	RayJ Dennis*	18	8-20	1-3	1-1	5	5	4	2	0	2 38
11	Jalen Bridges*	10	4-14	0-5	2-2	7	2	1	2	0	1 37
21	Yves Missi*	13	6-9	0-0	1-3	10	2	1	0	0	3 30
01	Miro Little	0	0-0	0-0	0-0	3	0	0	0	0	0 7
13	Langston Love	17	6-11	0-1	5-6	2	3	0	0	0	1 34
15	Josh Ojiamwuna	6	3-3	0-0	0-0	4	2	0	2	0	0 15
33	Caleb Lohner	0	0-0	0-0	0-0	0	0	0	0	0	0 3
TEAM						1	0	0			
TOTALS		75	31-73	2-15	11-14	40	20	8	7	1	9

	FG	%	3Pt	%	FT	%
1st Half	15-34	44%	1-5	20%	0-0	0%
2nd Half	12-32	38%	1-8	13%	4-6	67%
Overtime	4-7	57%	0-2	00%	7-8	88%
Game	31-73	42.5%	2-15	13.3%	11-14	78.6%

## OKLAHOMA STATE (8-6, 0-1)

##	Name	Pts	FG	3pt	FT	TR	PF	A	TB	S	MP
01	Bryce Thompson*	15	5-16	0-6	5-5	2	3	2	2	0	0 42
02	Eric Dailey Jr.*	9	4-8	0-3	1-4	2	2	0	1	0	1 33
05	Quion Williams*	3	1-5	0-1	1-1	8	1	2	2	1	1 40
12	Javon Small*	17	6-14	2-7	3-4	8	3	2	3	0	0 42
23	Brandon Garrison*	20	7-7	0-0	6-6	8	2	2	2	4	0 38
04	Jarius Hicklen	3	1-2	1-2	0-0	0	1	0	0	0	0 18
32	Mike Marsh	0	0-0	0-0	0-0	2	2	1	1	0	0 6
51	John-Michael Wright	3	1-1	1-1	0-0	1	0	0	1	0	0 6
TEAM						0	0	0			
TOTALS		70	25-53	4-20	16-20	31	14	9	12	6	2

	FG	%	3Pt	%	FT	%
1st Half	10-21	48%	3-11	27%	4-4	100%
2nd Half	13-28	46%	1-8	13%	6-8	75%
Overtime	2-4	50%	0-1	00%	6-8	75%
Game	25-53	47.2%	4-20	20.0%	16-20	80.0%

Officials: Gary Maxwell, Antinio Petty, Chris Pacci



## Box Scores / Recaps

GAME 15	Oklahoma St	73
	Texas Tech	90
Jan. 9, 2024   TV: ESPN+ Lubbock, Texas (United Supermarkets Arena)		

	1st	2nd	Score
Oklahoma State	31	42	- 73
rv/rv Texas Tech	40	50	- 90

- Hot-shooting Texas Tech connected on 59.3% from the field, including 62% after halftime to put away OSU.
- Pop Isaacs** led a group of five double-figures with 24 points on 4-of-8 three-point shooting.
- Bryce Thompson** scored a team-high 17 points on 7-of-11 shooting and **Javon Small** and **John-Michael Wright** added 15 and 14 each for OSU, which finished at 47.3% and hit 9-of-25 from deep.
- The Cowboys made nine of their first 12 shots, capped by dunks from **Brandon Garrison** and **Quion Williams**, to grab a 20-11 lead near the 12:00-mark before missing their next eight attempts.
- Texas Tech capitalized with a 19-2 run, flipping a nine point deficit into a nine-point halftime lead, 40-31.
- OSU scored 42 second-half points on 52% shooting but fell further behind after Tech put up 50 on 62%. The Red Raiders led by as many as 21 midway through the half.
- The Cowboys matched their season low with nine turnovers but forced just four.

## OKLAHOMA STATE (8-7, 0-2)

##	Name	Pts	FG	3Pt	FT	TR	PF	A	TO	B	S	MP
01	Bryce Thompson*	17	7-11	1-3	2-4	3	2	3	2	1	0	39
02	Eric Dailey Jr.*	6	3-6	0-3	0-0	5	2	0	0	0	0	20
05	Quion Williams*	5	2-8	0-2	1-4	6	3	0	1	0	1	25
12	Javon Small*	15	5-13	2-7	3-3	3	2	2	2	0	0	35
23	Brandon Garrison*	4	2-3	0-0	0-1	5	0	0	1	0	0	33
04	Jarius Hicklen	6	2-3	2-3	0-0	1	0	1	0	0	0	17
13	Connor Dow	3	1-1	1-1	0-0	0	0	0	0	0	0	3
14	Jamyrion Keller	0	0-0	0-0	0-0	0	0	0	0	0	0	1
21	Justin McBride	0	0-0	0-0	0-0	1	1	0	0	0	0	3
32	Mike Marsh	3	1-2	0-0	1-1	2	2	0	0	0	0	7
51	John-Michael Wright	14	3-8	3-6	5-6	1	4	0	1	0	0	18
TEAM						2	0					
TOTALS		73	26-55	9-25	12-19	29	17	5	9	1	1	

	FG	%	3Pt	%	FT	%
1st Half	13-30	43%	3-12	25%	2-2	100%
2nd Half	13-25	52%	6-13	46%	10-17	59%
Game	26-55	47.3%	9-25	36.0%	12-19	63.2%

## TEXAS TECH (13-2, 2-0)

##	Name	Pts	FG	3Pt	FT	TR	PF	A	TO	B	S	MP
02	Pop Isaacs*	24	9-17	4-8	2-3	5	2	4	0	0	0	34
05	Darrion Williams*	14	6-12	0-1	2-3	9	1	4	0	0	0	33
06	Joe Toussaint*	13	3-9	0-1	7-8	2	4	2	0	0	2	29
22	Warren Washington*	16	7-10	0-0	2-2	4	2	5	1	2	1	33
24	Kerwin Walton*	16	7-8	2-2	0-1	5	1	1	1	0	1	33
00	Chance McMillan	5	2-2	1-1	0-0	1	4	0	1	0	1	25
01	Lamar Washington	0	0-0	0-0	0-0	0	2	0	1	0	0	7
25	Robert Jennings	2	1-1	0-0	0-0	0	2	1	0	0	0	7
TEAM						4	0					
TOTALS		90	35-59	7-13	13-17	30	18	17	4	2	5	

	FG	%	3Pt	%	FT	%
1st Half	14-25	56%	3-6	50%	9-11	82%
2nd Half	21-34	62%	4-7	57%	4-6	67%
Game	35-59	59.3%	7-13	53.8%	13-17	76.5%

Officials: Keith Kimble, Rick Crawford, Bret Smith  
 Start time: 7 p.m. CT | Duration: 2:00 Attendance: 14,362  
 OSU led for 12:53, TT led for 26:40 | Times tied: 0 Lead Changes: 1  
 Largest Lead: OSU by 9 (14:51 1h), TT by 21 (9:49 2h) | Technical Fouls: None

Points	Paint	Off TO	2nd Ch	F Brk	Bench	Pts/Pos
OSU	24	4	10	4	26	1.11
Texas Tech	46	11	7	6	7	1.36

GAME 16	Oklahoma St	42
	Iowa St	66
Jan. 13, 2024   TV: ESPN2 Ames, Iowa (Hilton Coliseum)		

	1st	2nd	Score
Oklahoma State	26	16	- 42
rv/rv Iowa State	37	29	- 66

- Getting to Ames wasn't easy. Neither was facing Iowa State's elite defense.
- An ISU team that ranked among top-5 nationally in scoring defense and takeaways held the Cowboys to 42 points on 31.9% shooting and forced 20 turnovers.
- Eric Dailey Jr.** scored 12 points on 4-of-7 shooting for OSU, which made it into town just three hours before tipoff following a series of travel delays tied to severe winter weather.
- Tamin Lipsey** scored a game-high 17 points to help ISU defeat the Cowboys at Hilton Coliseum for the first time since 2020.
- OSU jumped to leads of 12-6 and 15-10 near the 12:00-mark of the first half before running out of steam. ISU scored the next 12 points during a 23-5 run. The Cowboys made just 5-of-22 shots (.227) after halftime and trailed by as many as 24 down the stretch.
- Brandon Garrison** grabbed a team-high eight rebounds, **Quion Williams** recorded three steals and **Javon Small** and **Jarius Hicklen** each made a pair of threes.

## OKLAHOMA STATE (8-8, 0-3)

##	Name	Pts	FG	3Pt	FT	TR	PF	A	TO	B	S	MP
01	Bryce Thompson*	7	3-8	1-3	0-2	2	4	0	5	0	0	25
02	Eric Dailey Jr.*	12	4-7	1-2	3-4	4	3	1	1	0	0	19
05	Quion Williams*	0	0-4	0-2	0-0	5	2	4	3	1	3	27
12	Javon Small*	8	3-11	2-6	0-0	4	0	2	4	1	1	34
23	Brandon Garrison*	1	0-2	0-0	1-3	8	3	1	3	0	0	33
04	Jarius Hicklen	6	2-3	2-3	0-0	0	1	1	0	0	1	15
13	Connor Dow	0	0-2	0-2	0-0	2	1	0	0	0	0	11
14	Jamyrion Keller	1	0-1	0-1	1-2	0	1	0	0	0	0	7
21	Justin McBride	2	1-3	0-2	0-1	0	0	0	1	0	0	5
32	Mike Marsh	0	0-1	0-0	0-0	2	0	1	0	0	0	7
51	John-Michael Wright	5	2-5	1-3	0-2	0	1	0	2	1	1	15
TEAM						5	0					
TOTALS		42	15-47	7-24	5-14	32	16	10	20	3	6	

	FG	%	3Pt	%	FT	%
1st Half	10-25	40%	6-14	43%	0-1	00%
2nd Half	5-22	23%	1-10	10%	5-13	38%
Game	15-47	31.9%	7-24	29.2%	5-14	35.7%

## IOWA STATE (13-3, 2-1)

##	Name	Pts	FG	3Pt	FT	TR	PF	A	TO	B	S	MP
00	Tre King*	11	4-8	1-3	2-2	7	3	0	2	2	1	29
03	Tamin Lipsey*	17	5-12	0-2	7-8	3	3	4	0	0	5	30
10	Keshon Gilbert*	6	3-7	0-2	0-0	1	3	5	2	0	1	20
12	Robert Jones*	6	3-5	0-0	0-0	4	2	0	0	0	0	22
22	Milan Momcivovic*	12	5-10	2-5	0-1	6	3	2	2	0	0	33
01	Jackson Paveletzke	0	0-1	0-0	0-0	0	0	0	1	0	1	6
04	Demarion Watson	0	0-1	0-0	0-0	4	1	0	0	1	0	9
05	Curtis Jones	2	1-5	0-3	0-0	2	1	5	1	0	3	30
24	Hasan Ward	12	6-9	0-0	0-0	5	2	0	1	0	2	18
33	Omaha Biliew	0	0-0	0-0	0-0	1	0	0	0	0	0	1
TEAM						2	0					
TOTALS		66	27-58	3-15	9-11	35	18	16	9	3	13	

	FG	%	3Pt	%	FT	%
1st Half	16-33	48%	0-4	00%	5-7	71%
2nd Half	11-25	44%	3-11	27%	4-4	100%
Game	27-58	46.6%	3-15	20.0%	9-11	81.8%

Officials: Kipp Kissingner, Amy Bonner, Christopher Merl  
 Attendance: 14,267 | OSU led for 11:09 ISU led for 28:33  
 Times tied: 0 Ld Changes: 1 | Largest: OSU by 6 (14:15 1h), ISU by 24 (6:31 2h)  
 Start time: 7:15 p.m. CT Duration: 1:52 Technical Fouls: None

Points	Paint	Off TO	2nd Ch	F Brk	Bench	Pts/Pos
OSU	16	7	6	5	14	0.66
Iowa St.	42	20	6	4	14	1.03

GAME 17	3/4 Kansas	90
	Oklahoma St	66
Jan. 16, 2024   TV: ESPN Stillwater, Okla. (GIA)		

	1st	2nd	Score
3/4 Kansas	48	42	- 90
Oklahoma State	33	33	- 66

- Bryce Thompson** scored his 1,000th collegiate point but it wasn't enough to keep pace with third-ranked Kansas' high-flying offense.
- Led by 21 points from **Hunter Dickinson** and **Kevin McCullar Jr.**'s 18 points and eight assists, the Jayhawks shot 62.1% from the field, helped by a 20-3 edge on fast break points and a 46-24 advantage in the paint.
- OSU made a season-high 18 free throws on 24 attempts but hit just 38.5% from the field.
- Thompson, who played his freshman season at Kansas, entered the night with 986 points and added 20 more to his total.
- Jarius Hicklen** and **Brandon Garrison** added 10 points each and **Javon Small** handed out seven assists.
- The Jayhawks built leads of 25-10 and 37-17 in the first half after sinking 17 of their first 24 shots.
- Thompson beat the halftime buzzer with a three for OSU to trim the deficit to 48-33, but the Jayhawks launched another 12-0 volley early in the second half to put the game out of reach.

## KANSAS (15-2, 3-1)

##	Name	Pts	FG	3Pt	FT	TR	PF	A	TO	B	S	MP
01	Hunter Dickinson*	21	9-14	0-2	3-5	7	3	2	2	2	0	30
03	Dajuan Harris Jr.*	11	4-6	0-0	3-4	2	2	3	1	0	3	31
10	Johnny Furphy*	15	5-6	3-4	2-2	7	1	2	0	2	0	33
15	Kevin McCullar Jr.*	18	7-14	1-4	3-3	6	1	8	3	0	1	35
24	K.J. Adams Jr.*	16	8-10	0-0	0-0	4	3	5	2	1	0	34
11	Jamari McDowell	0	0-0	0-0	0-0	0	1	0	0	0	0	3
13	Elmarko Jackson	2	1-3	0-1	0-2	1	1	1	2	0	1	12
20	Michael Jankovich	3	1-2	1-2	0-0	0	0	0	0	0	0	2
23	Parker Braun	2	0-1	0-0	2-2	3	4	0	0	0	2	10
25	Nicolas Timberlake	2	1-2	0-0	0-0	2	1	0	0	0	2	8
TEAM						1	0					
TOTALS		90	36-58	5-13	13-18	33	17	21	11	7	7	

	FG	%	3Pt	%	FT	%
1st Half	21-31	68%	4-7	57%	2-2	100%
2nd Half	15-27	56%	1-6	17%	11-16	69%
Game	36-58	62.1%	5-13	38.5%	13-18	72.2%

## OKLAHOMA STATE (8-9, 0-4)

##	Name	Pts	FG	3Pt	FT	TR	PF	A	TO	B	S	MP
01	Bryce Thompson*	20	5-11	3-7	7-8	1	4	2	1	0	2	30
02	Eric Dailey Jr.*	9	4-5	0-0	1-2	1	3	0	0	0	1	21
05	Quion Williams*	6	2-3	1-1	1-2	5	2	0	4	0	2	28
12	Javon Small*	2	1-10	0-4	0-0	2	1	7	5	0	0	26
23	Brandon Garrison*	10	3-6	0-0	4-6	5	4	1	3	0	1	26
04	Jarius Hicklen	10	3-6	2-5	2-2	1	0	0	0	0	2	22
13	Connor Dow	5	1-4	0-3	3-3	2	0	1	0	0	1	16
14	Jamyrion Keller	0	0-0	0-0	0-0	0	1	0	0	0	0	2
21	Justin McBride	2	1-1	0-0	0-1	3	1	0	0	0	0	3
32	Mike Marsh	2	1-4	0-0	0-0	2	0	0	0	0	0	11
51	John-Michael Wright	0	0-3	0-1	0-0	0	0	0	1	0	0	11
TEAM						3	0					
TOTALS		66	21-53	6-21	18-24	25	16	11	14	0	9	

	FG	%	3Pt	%	FT	%
1st Half	11-25	44%	3-9	33%	8-9	89%
2nd Half	10-28	36%	3-12	25%	10-15	67%
Game	21-53	39.6%	6-21	28.6%	18-24	75.0%

Officials: James Breeding, Ron Groover, Antinio Petty  
 Attendance: 8,570 | KU led

## 2023-24 Cowboy Basketball Photo Roster





## 2023-24 MEN'S BASKETBALL

Week 8, January 11 | Joel Lehmann | 409-524-1022 | joel@big12sports.com

### CONFERENCE STANDINGS

	Conference				Overall						Various Top 25	
	W-L	Pct.	Home	Away	W-L	Pct.	Home	Away	Neutral	Streak	Top 10	Top 25
Kansas	9-1	.780	2-0	1-1	15-2	.882	9-0	2-1	4-1	W2	2-1	4-1
Baylor	9-1	.780	2-0	1-1	14-3	.824	10-0	1-1	3-2	L1	-	1-1
Texas Tech	9-1	.780	2-0	1-1	14-3	.824	10-0	1-2	3-1	L1	0-1	1-1
Kansas State	9-1	.780	2-0	1-1	13-4	.780	9-1	2-1	2-2	W1	1-0	1-2
Houston	8-2	.800	2-0	0-2	15-2	.882	10-0	1-2	4-0	W1	-	1-0
BYU	8-2	.800	1-1	1-1	14-3	.824	10-1	1-2	3-0	W2	-	2-1
Oklahoma	8-2	.800	2-0	0-2	14-3	.824	11-0	0-2	3-1	W1	0-1	1-2
Cincinnati	8-2	.800	1-1	1-1	13-4	.780	8-1	2-2	0-1	W1	-	2-2
Iowa State	8-2	.800	2-0	0-2	13-4	.780	11-0	1-2	1-2	L1	1-0	1-3
TCU	8-2	.800	2-0	0-2	13-4	.780	9-0	2-2	2-2	L1	2-1	2-2
UCF	8-2	.800	1-1	1-1	11-5	.688	3-3	1-2	2-0	W1	1-0	1-2
West Virginia	1-3	.250	1-1	0-2	9-11	.450	0-3	0-2	0-4	L1	0-1	1-3
Texas	1-3	.250	0-2	1-1	12-8	.700	9-2	1-2	2-1	L2	0-2	0-2
Oklahoma State	0-4	.000	0-2	0-2	8-9	.471	7-4	0-3	1-2	L4	0-1	0-3

### THIS WEEK'S SCHEDULE

#### Tuesday, January 10

at Cincinnati 31, Mo. 11/22 TCU 77 (AT) (Big 12 Move on ESPN+)  
at K-State 68, Mo. 11/29 Baylor 84 (CT) (Big 12 Move on ESPN+)  
Mo. 3/4 Kansas 82, at Oklahoma State 86 (ESPN)  
at Mo. 23/28 BYU 87, Mo. 24/29 Iowa State 72 (Big 12 Move on ESPN+)

#### Wednesday, January 11

at Mo. 16/21 Oklahoma 77, West Virginia 83 (Big 12 Move on ESPN+)  
UCF 73, at Texas 71 (LIVE)  
at Mo. 6/6 Houston 73, Mo. 25/26 Texas Tech 64 (ESPN+)

#### Saturday, January 13

Mo. 11/9 Baylor at Texas (ESPN) 5:00 a.m. CT  
Mo. 16/21 Oklahoma at Cincinnati (Big 12 Move on ESPN+) 15:00 p.m. CT/1:00 p.m. ET  
UCF at Mo. 6/6 Houston (Big 12 Move on ESPN+) 1:00 p.m. CT/2:00 p.m. ET  
Mo. 24/29 Iowa State at Mo. 11/22 TCU (ESPN+) 1:00 p.m. CT  
Mo. 3/4 Kansas at West Virginia (Big 12 Move on ESPN+) 3:00 p.m. CT/4:00 p.m. ET  
Mo. 20/29 BYU at Mo. 25/26 Texas Tech (ESPN+) 5:00 p.m. CT/4:00 p.m. ET  
Oklahoma State at K-State (Big 12 Move on ESPN+) 5:00 p.m. CT

Rankings listed as AP/College

### TEAM VS. TEAM RESULTS

	BYU	BYU	UCF	UCF	UH	BYU	BYU	BYU	BYU	BYU	BYU	BYU	BYU	BYU	BYU
BYU	-	W	W	W	W	W	W	W	W	W	W	W	W	W	W
BYU	L	-	W	L	W	W	W	W	W	W	W	W	W	W	W
UCF	L	L	-	W	W	W	W	W	W	W	W	W	W	W	W
UH	L	L	L	-	L	W	W	W	W	W	W	W	W	W	W
BYU	L	L	L	L	-	W	W	W	W	W	W	W	W	W	W
BYU	W	W	W	W	W	-	W	W	W	W	W	W	W	W	W
BYU	L	L	L	L	L	L	-	W	W	W	W	W	W	W	W
BYU	L	L	L	L	L	L	L	-	W	W	W	W	W	W	W
BYU	L	L	L	L	L	L	L	L	-	W	W	W	W	W	W
BYU	L	L	L	L	L	L	L	L	L	-	W	W	W	W	W
BYU	L	L	L	L	L	L	L	L	L	L	-	W	W	W	W
BYU	L	L	L	L	L	L	L	L	L	L	L	-	W	W	W
BYU	L	L	L	L	L	L	L	L	L	L	L	L	-	W	W
BYU	L	L	L	L	L	L	L	L	L	L	L	L	L	-	W

### CONFERENCE NEWS & NOTES

- The Big 12 has a Conference record eight teams in the AP and Coaches polls, accounting for almost one-third of the rankings and double the total of the next-closest league. The Big 12 leads the nation in ranked teams for the eighth consecutive week (since Nov. 27). The Jan. 16 rankings are Mo. 3/4 Kansas, Mo. 6/6 Houston, Mo. 8/8 Baylor, Mo. 11/21 Oklahoma, Mo. 11/22 TCU, Mo. 20/28 BYU, Mo. 24/29 Iowa State and Mo. 25/26 Texas Tech. Texas received votes.
- Iowa State, TCU and Texas Tech entered the Top 25 rankings for the first time this season as the Big 12 is the first conference with at least eight ranked teams since Dec. 19, 2023.
- According to ESPN's Power Index, all 14 Big 12 teams are among the top 17 in remaining strength of schedule: 1. Texas, 2. Baylor, 3. Kansas, 4. K-State, 5. Iowa State, 7. UCF, 8. Oklahoma State, 9. Oklahoma, 10. Houston, 11. West Virginia, 12. Texas Tech, 14. Cincinnati, 16. BYU and 17. TCU.
- Twelve of 28 conference games (42.9%) have been decided by six or fewer points, the highest percentage of the six major leagues. The margin of victory in the 28 conference games is 10.5 points.
- Home teams are 20-8 thus far in league action after winning 5-of-7 weekend games. Seven of the last 17 conference games featured sports of top 25 opponents by ranked home teams.
- The Big 12 has the lowest NET average ranking among conferences at 48.2, over 14 points less than the second-best league.
- The Big 12 is the only conference 12 of the top 70 teams in the NET rankings with 1. Houston, 4. BYU, 10. Iowa State, 11. Kansas, 12. Baylor, 19. Oklahoma, 20. Cincinnati, 22. TCU, 24. Texas Tech, 26. Texas, 27. UCF and 70. K-State.
- In Ken Pomeroy's ratings, the Big 12 has seven of the top 25 defensive teams: 1. Houston, 4. Iowa State, 8. BYU, 9. Kansas, 12. UCF, 13. Cincinnati and 21. Oklahoma.
- The Big 12 tops the nation in scoring defense, holding opponents to 85.5 ppg and is second in scoring offense (79.8 ppg).
- The Big 12 also leads the nation in non-conference scoring offense (80.5) and defense (84.1).

-Notes continued on page 5-





# 2023-24 Oklahoma St. Men's Basketball Combined Team Statistics In Conference games

Page 1/1  
as of Jan 17, 2024

## Game Records

Record	Overall	Home	Away	Neutral
ALL GAMES	0-4	0-2	0-2	0-0
CONFERENCE	0-4	0-2	0-2	0-0
NON-CONFERENCE	0-0	0-0	0-0	0-0

## Score by Periods

Team	1st	2nd	OT	TOT
Oklahoma St.	117	124	10	251
Opponents	156	150	15	321

## Team Box Score

No.	Player				Total		3-Point		F-Throw		Rebounds													
		GP-GS	MIN	AVG	FG-FGA	FG%	3FG-3FGA	3FG%	FT-FTA	FT%	OFF	DEF	TOT	AVG	PF	DQ	A	TO	BLK	STL	PTS	AVG		
1	THOMPSON, Bryce	4-4	135:22	33.8	20-46	.435	5-19	.263	14-19	.737	2	6	8	2.0	14	0	6	11	1	2	59	14.8		
12	SMALL, Javon	4-4	138:38	34.7	15-48	.313	6-24	.250	6-7	.857	0	17	17	4.3	6	0	13	14	1	1	42	10.5		
2	DAILEY JR., Eric	4-4	92:36	23.1	15-26	.577	1-8	.125	5-10	.500	4	8	12	3.0	10	0	1	2	0	2	36	9.0		
23	GARRISON, Brandon	4-4	130:12	32.6	12-18	.667	0-0	.000	11-16	.688	7	19	26	6.5	9	0	4	9	4	1	35	8.8		
4	HICKLEN, Jarius	4-0	72:28	18.1	8-14	.571	7-13	.538	2-2	1.000	0	2	2	0.5	2	0	2	0	0	3	25	6.3		
51	WRIGHT, John-Michael	4-0	50:49	12.7	6-17	.353	5-11	.455	5-8	.625	0	2	2	0.5	5	0	0	5	1	1	22	5.5		
5	WILLIAMS , Quion	4-4	121:20	30.3	5-20	.250	1-6	.167	3-7	.429	8	16	24	6.0	8	0	6	10	2	7	14	3.5		
13	DOW, Connor	3-0	30:24	10.1	2-7	.286	1-6	.167	3-3	1.000	1	3	4	1.3	1	0	1	0	0	1	8	2.7		
21	MCBRIDE, Justin	3-0	10:38	3.5	2-4	.500	0-2	.000	0-2	.000	0	4	4	1.3	2	0	0	1	0	0	4	1.3		
32	MARSH, Mike	4-0	31:49	8.0	2-7	.286	0-0	.000	1-1	1.000	3	5	8	2.0	4	0	2	1	1	0	5	1.3		
14	KELLER, Jamyron	3-0	10:44	3.6	0-1	.000	0-1	.000	1-2	.500	0	0	0	0.0	2	0	0	0	0	0	1	0.3		
Team											3	7	10					2						
Total		4	825		87-208	.418	26-90	.289	51-77	.662	28	89	117	29.3	63	0	35	55	10	18	251	62.8		
Opponents		4	825		129-248	.520	17-56	.304	46-60	.767	36	102	138	34.5	73	1	62	31	13	34	321	80.3		

## Team Statistics

	OSU	OPP
<b>Scoring</b>		
Points per game	251	321
Scoring margin	62.8	80.3
Scoring margin	-17.5	-
<b>Field goals-att</b>		
Field goal pct	87-208	129-248
Field goal pct	.418	.520
<b>3 point fg-att</b>		
3-point FG pct	26-90	17-56
3-pt FG pct	.289	.304
3-pt FG made per game	6.5	4.3
<b>Free throws-att</b>		
Free throw pct	51-77	46-60
Free throw pct	.662	.767
F-Throws made per game	12.8	11.5
<b>Rebounds</b>		
Rebounds per game	117	138
Rebounds per game	29.3	34.5
Rebounding margin	-5.3	-
<b>Assists</b>		
Assists per game	35	62
Assists per game	8.8	15.5
<b>Turnovers</b>		
Turnovers per game	55	31
Turnovers per game	13.8	7.8
Turnover margin	-6.0	-
Assist/turnover ratio	0.6	2.0
<b>Steals</b>		
Steals per game	18	34
Steals per game	4.5	8.5
<b>Blocks</b>		
Blocks per game	10	13
Blocks per game	2.5	3.3
<b>Winning streak</b>		
Home win streak	0	-
Home win streak	0	-
<b>Attendance</b>		
Attendance	15083	28629
Home games-Avg/Game	2-7542	2-14315
Neutral site-Avg/Game	-	0-0

## Team Results

Date	Opponent		Score	Att.
01/06/2024	Baylor	Lot	70-75	6513
01/09/2024	at Texas Tech	L	73-90	14362
01/13/2024	at Iowa St.	L	42-66	14267
01/16/2024	Kansas	L	66-90	8570





# 2023-24 Oklahoma St. Men's Basketball Combined Team Statistics All games

Page 1/1  
as of Jan 17, 2024

## Game Records

Record	Overall	Home	Away	Neutral
ALL GAMES	8-9	7-4	0-3	1-2
CONFERENCE	0-4	0-2	0-2	0-0
NON-CONFERENCE	8-5	7-2	0-1	1-2

## Score by Periods

Team	1st	2nd	OT	TOT
Oklahoma St.	593	619	19	1231
Opponents	587	566	26	1179

## Team Box Score

No.	Player				Total		3-Point		F-Throw		Rebounds													
		GP-GS	MIN	AVG	FG-FGA	FG%	3FG-3FGA	3FG%	FT-FTA	FT%	OFF	DEF	TOT	AVG	PF	DQ	A	TO	BLK	STL	PTS	AVG		
12	SMALL, Javon	16-16	510:34	31.9	70-171	.409	34-88	.386	50-57	.877	4	74	78	4.9	25	0	72	43	4	12	224	14.0		
1	THOMPSON, Bryce	14-13	398:49	28.5	64-152	.421	28-75	.373	28-42	.667	8	20	28	2.0	30	0	24	27	2	11	184	13.1		
2	DAILEY JR., Eric	17-16	425:02	25.0	61-125	.488	12-43	.279	31-55	.564	25	68	93	5.5	30	0	33	20	2	16	165	9.7		
5	WILLIAMS , Quion	17-17	517:20	30.4	49-99	.495	9-24	.375	12-22	.545	31	74	105	6.2	30	0	40	43	5	25	119	7.0		
23	GARRISON, Brandon	17-14	370:48	21.8	43-75	.573	0-0	.000	22-37	.595	27	74	101	5.9	46	1	23	27	28	9	108	6.4		
51	WRIGHT, John-Michael	17-5	276:30	16.3	31-91	.341	19-63	.302	20-24	.833	5	11	16	0.9	24	0	16	11	1	12	101	5.9		
4	HICKLEN, Jarius	17-1	298:30	17.6	32-78	.410	31-71	.437	3-6	.500	3	15	18	1.1	15	0	10	6	1	5	98	5.8		
32	MARSH, Mike	16-3	237:42	14.9	38-69	.551	0-0	.000	11-17	.647	22	35	57	3.6	29	0	17	18	6	2	87	5.4		
14	KELLER, Jamyron	12-0	139:43	11.6	22-39	.564	7-18	.389	7-10	.700	6	11	17	1.4	12	0	13	13	0	1	58	4.8		
21	MCBRIDE, Justin	14-0	100:48	7.2	19-33	.576	4-13	.308	0-5	.000	6	15	21	1.5	14	0	1	6	3	2	42	3.0		
24	MIRANDA, Isaiah	3-0	16:21	5.5	3-7	.429	1-2	.500	1-2	.500	2	5	7	2.3	5	0	0	3	0	1	8	2.7		
13	DOW, Connor	15-0	145:27	9.7	10-33	.303	9-31	.290	6-7	.857	1	19	20	1.3	8	0	3	5	1	6	35	2.3		
35	CHURCH, Weston	4-0	05:46	1.4	1-3	.333	0-1	.000	0-2	.000	1	0	1	0.3	0	0	0	2	0	1	2	0.5		
15	SAGER, Carson	5-0	06:38	1.3	0-4	.000	0-2	.000	0-2	.000	1	0	1	0.2	2	0	0	1	0	0	0	0.0		
Team											24	27	51					10						
Total		17	3450		443-979	.453	154-431	.357	191-288	.663	166	448	614	36.1	270	1	252	235	53	103	1231	72.4		
Opponents		17	3450		437-1001	.437	96-297	.323	209-282	.741	152	405	557	32.8	271	5	184	198	45	142	1179	69.4		

## Team Statistics

	OSU	OPP
<b>Scoring</b>	<b>1231</b>	<b>1179</b>
Points per game	72.4	69.4
Scoring margin	+3.1	-
<b>Field goals-att</b>	<b>443-979</b>	<b>437-1001</b>
Field goal pct	.453	.437
<b>3 point fg-att</b>	<b>154-431</b>	<b>96-297</b>
3-point FG pct	.357	.323
3-pt FG made per game	9.1	5.6
<b>Free throws-att</b>	<b>191-288</b>	<b>209-282</b>
Free throw pct	.663	.741
F-Throws made per game	11.2	12.3
<b>Rebounds</b>	<b>614</b>	<b>557</b>
Rebounds per game	36.1	32.8
Rebounding margin	+3.4	-
<b>Assists</b>	<b>252</b>	<b>184</b>
Assists per game	14.8	10.8
<b>Turnovers</b>	<b>235</b>	<b>198</b>
Turnovers per game	13.8	11.6
Turnover margin	-2.2	-
Assist/turnover ratio	1.1	0.9
<b>Steals</b>	<b>103</b>	<b>142</b>
Steals per game	6.1	8.4
<b>Blocks</b>	<b>53</b>	<b>45</b>
Blocks per game	3.1	2.6
<b>Winning streak</b>	<b>0</b>	<b>-</b>
Home win streak	0	-
<b>Attendance</b>	<b>68538</b>	<b>34239</b>
Home games-Avg/Game	11-6231	3-11413
Neutral site-Avg/Game	-	3-3458

## Team Results

Date	Opponent		Score	Att.
11/06/2023	Abilene Christian	L	59-64	5084
11/12/2023	Sam Houston	W	85-70	5843
11/16/2023	vs St. Bonaventure	L	64-66	5524
11/17/2023	vs Notre Dame	Lot	64-66	4849
11/20/2023	New Orleans	W	96-68	5907
11/24/2023	Houston Christian	W	92-65	6153
11/30/2023	Creighton	L	65-79	6309
12/05/2023	at Southern Ill.	L	68-70	5610
12/10/2023	vs Tulsa	W	72-57	0
12/17/2023	Oral Roberts	W	81-60	6170
12/20/2023	Wofford	W	76-70	5637
12/31/2023	South Carolina St.	W	86-70	7210
01/03/2024	Chicago St.	W	72-53	5142
01/06/2024	Baylor	Lot	70-75	6513
01/09/2024	at Texas Tech	L	73-90	14362
01/13/2024	at Iowa St.	L	42-66	14267
01/16/2024	Kansas	L	66-90	8570