



# OKLAHOMA STATE

## COWBOY BASEBALL

Wade McWhorter • Coordinator, Athletics Communications • (405) 744-7853 (o) or 612-5240 (c) • wade.mcwhorter@okstate.edu  
Oklahoma State Athletics Communications • 220 Athletics Center, Stillwater, OK 74078 • www.okstate.com

### GAME INFO

**Video/TV:** Big 12 Now on ESPN+ & ESPN

(Victor Rojas, Clat Matvick, Keith Moreland,  
Greg Swindell, Mike Rooney)

**Radio:** 93.7 KSPI FM (Rex Holt & Matt Davis)

The Varsity Network - okla.st/GetVarsity

**Live Stats:** okstate.statbroadcast.com

**Twitter In-Game Updates:** @OSUBaseball

### TOURNEY CAPSULE

## #2-seed Oklahoma State (37-16) at the Phillips 66 Big 12 Baseball Championship

Wed., May 24-Sun., May 28  
Globe Life Field (40,300) • Arlington, Texas

### 2023 SCHEDULE/RESULTS

Feb. 17	vs. Missouri#	W, 5-3
Feb. 18	vs. #6 Vanderbilt#	L, 9-11
Feb. 19	vs. #4 Arkansas#	L, 1-18 (7)
Feb. 21	California Baptist	W, 2-0
Feb. 25	LMU (DH, Game 1)	W, 1-0
	LMU (DH, Game 2)	L, 8-10 (10)
Feb. 26	LMU	W, 11-1 (7)
Feb. 28	at Missouri State	W, 12-10
March 3	Austin Peay	W, 19-2 (7)
March 4	Austin Peay	W, 2-1
March 5	Austin Peay	W, 12-4
March 7	Arizona State	W, 8-4
March 8	Arizona State	W, 7-4
March 10	Utah Tech	W, 11-1 (7)
March 11	Utah Tech (DH)	W, 10-4
		W, 9-3
		W, 9-4
March 12	Utah Tech	
March 14	Dallas Baptist	W, 20-4 (7)
March 17	at #12 Texas Tech*	L, 7-8
March 18	at #12 Texas Tech*	W, 9-4
March 19	at #12 Texas Tech*	L, 1-12 (7)
March 22	at Wichita State	W, 10-1
March 24	Baylor*	W, 11-9 (11)
March 25	Baylor*	W, 15-8
March 26	Baylor*	W, 13-2 (7)
March 28	at Dallas Baptist	L, 0-8
March 31	#15 Texas*	L, 3-5
April 1	#15 Texas*	W, 4-1
April 2	#15 Texas*	W, 4-3
April 4	Wichita State	L, 6-13
April 6	at TCU*	W, 7-6
April 7	at TCU*	L, 3-7
April 8	at TCU*	L, 5-12
April 11	Oral Roberts	L, 5-8
April 14	#25 West Virginia*	L, 3-6
April 15	#25 West Virginia*	L, 5-9
April 16	#25 West Virginia*	W, 11-6
April 18	Oklahoma	W, 19-8
April 21	at Kansas*	W, 15-10
April 22	at Kansas*	W, 14-3
April 23	at Kansas*	W, 8-3
April 29	at Michigan	W, 5-3
April 30	at Michigan	W, 8-5
May 2	at #24 Oral Roberts	L, 7-9
May 5	East Tennessee State	W, 7-4
May 6	East Tennessee State	W, 17-7
May 7	East Tennessee State	W, 20-7 (7)
May 12	#15 Kansas State*	L, 9-10
May 13	#15 Kansas State*	W, 19-5
May 14	#15 Kansas State*	W, 12-2 (7)
May 18	at Oklahoma*	W, 13-2
May 19	at Oklahoma*	L, 0-5
May 20	at Oklahoma*	W, 11-1
May 24-28	Big 12 Championship*	
June 2-5	NCAA Regional\$	
June 8-11	NCAA Super Regional\$	
June 16-26	College World Series!	

**Bold indicates home game • All Times Central & Subject To Change**

\* — Big 12 Conference game

# — College Baseball Showdown • Globe Life Field • Arlington, Texas

% — Big 12 Championship • Globe Life Field • Arlington, Texas

\$ — Campus Sites

! — Charles Schwab Field • Omaha, Neb.



	Value	NCAA Rank
Batting Avg.	.307	24
Base On Balls	278	48
Double Plays	33	168
Doubles	137	4
Earned Run Avg.	5.19	81
Fielding Pct.	.980	17
Hit By Pitch	53	212
Hits	560	35
Home Runs	99	15
On-Base Pct.	.410	30
Runs	462	15
Sac Bunts	9	258
Sac Flies	20	182
Scoring	8.7	10
Shutouts	2	90
Slugging Pct.	.557	7
Stolen Bases	49	181
Triples	11	129
K-to-BB Ratio	2.55	27
Ks Per 9 Inn.	10.8	8
WHIP	1.50	86
W-L Pct.	.698	21



#1 TEXAS  
38-18



#3 WEST VIRGINIA  
39-16



#4 TCU  
33-22



#5 KANSAS STATE  
33-22



#6 TEXAS TECH  
37-19



#7 OKLAHOMA  
30-23



#8 KANSAS  
24-30

### OSU PROBABLE STARTERS

Position Players				Season Statistics				Noteworthy
Pos.	No.	Player	Class	GP-GS	Avg.	HR	RBI	
C	33	Chase Adkison	Jr.	48-48	.339	7	42	Reached base safely in 41 games
1B	31	David Mendham	Sr.	53-53	.289	13	55	Top 10 in Big 12 in HR & RBIs
2B	7	Roc Riggio	So.	51-51	.354	17	56	Top 5 in Big 12 in seven offensive categories
SS	19	Marcus Brown	Jr.	52-52	.265	8	34	14 multi-hit games
3B	17	Tyler Wulfert	Jr.	41-35	.355	9	30	27 of 50 hits for extra bases
RF	3	Carson Bengie	RS-Fr.	50-45	.349	7	38	Semifinalist for Olerud Two-Way POY
CF	4	Zach Ehrhard	So.	34-28	.234	2	11	Team-leading 10 stolen bases
LF	10	Nolan Schubart	Fr.	53-51	.348	15	66	Leads team with 20 doubles
DH	12	Colin Brueggemann	So.	36-25	.363	6	36	.670 slugging percentage
or	13	Nolan McLean	Jr.	32-32	.275	9	29	Missed 16 games April 2-May 2 w/injury

#### Probable Starting Pitchers

R/L	No.	Player	Class	W-L	ERA	Last Appearance	W-L	IP	H	R	ER	BB	SO
R	3	Carson Bengie	RS-Fr.	2-1	5.23	5/14 vs. Kansas State	W	5.0	3	2	2	3	4
R	13	Nolan McLean	Jr.	1-1	1.86	5/18 vs. Oklahoma	ND	3.0	4	1	1	4	5
R	23	Juaron Watts-Brown	So.	5-4	4.68	5/19 vs. Oklahoma	L	5.1	5	4	4	5	9



# 2023 COWBOY BASEBALL ROSTER

## NUMERICAL ROSTER

No.	Name	Position	B/T	Height	Weight	Year/Exp.	Hometown (Previous College/High School)
1	Phoenix Meza	INF	R/R	6-0	180	Fr./1st year	Choctaw, Okla. (Choctaw HS)
2	Aidan Meola	INF	R/R	6-1	207	So./2nd year	Palm Beach Gardens, Fla. (Palm Beach Gardens HS)
3	Carson Benge	OF/RHP	L/R	6-1	184	RS-Fr./2nd year	Yukon, Okla. (Yukon HS)
4	Zach Ehrhard	OF	R/R	5-11	190	So./2nd year	Tampa, Fla. (Wharton HS)
5	Jaxson Crull	OF	L/L	6-0	180	Jr./3rd year	Bixby, Okla. (Bixby HS)
6	Brennan Holt	INF/OF	L/R	5-9	160	RS-Fr./2nd year	Baton Rouge, La. (LSU/Parkview Baptist HS)
7	Roc Riggio	INF	L/R	5-9	180	So./2nd year	Simi Valley, Calif. (Thousand Oaks HS)
8	Ian Daugherty	C	R/R	6-2	204	So./2nd year	Kingfisher, Okla. (Kingfisher HS)
10	Nolan Schubart	OF/1B	L/R	6-5	227	Fr./1st year	Durand, Mich. (St. Mary's HS)
12	Colin Brueggemann	1B	L/R	6-6	231	So./2nd year	Smithton, Ill. (Johnson County CC/Freeburg HS)
13	Nolan McLean	INF/OF/RHP	R/R	6-4	214	Jr./3rd year	Willow Springs, N.C. (Garner HS)
14	Bayden Root	RHP	R/R	6-3	235	Sr./5th year	Kokomo, Ind. (Ohio State/Kokomo HS)
15	Noah Turley	1B/OF	R/R	6-4	208	Jr./3rd year	Midway, Utah (Arizona/Yavapai JC/Wasatch HS)
17	Tyler Wulfert	INF/OF	R/R	6-0	197	Jr./3rd year	Farmington, N.M. (Midland JC/Piedra Vista HS)
18	Beau Sylvester	C/1B/OF	R/R	6-0	212	Fr./1st year	Kailua, Hawaii (Kamehameha Kapalama HS)
19	Marcus Brown	INF	L/R	6-0	187	Jr./3rd year	Springdale, Ark. (Shiloh Christian HS)
22	Gabe Davis	RHP	R/R	6-9	225	Fr./1st year	Choctaw, Okla. (Choctaw HS)
23	Juaron Watts-Brown	RHP	R/R	6-3	190	So./3rd year	Hanford, Calif. (Long Beach State/Hanford HS)
24	Ryan Ure	LHP	R/L	6-7	232	So./2nd year	Eaton, Colo. (Eaton HS)
25	Evan O'Toole	RHP	R/R	6-2	202	Jr./3rd year	Bridgewater, Nova Scotia, Canada (Iowa Western CC/Vauxhall Academy)
26	Derek Smith	C	R/R	6-3	202	Fr./1st year	Scottsdale, Ariz. (Horizon HS)
27	Brian Hendry	RHP	R/R	6-4	225	Jr./4th year	Medford, N.J. (St. John's/Shawnee HS)
28	Brennan Phillips	LHP	L/L	6-1	194	Fr./1st year	Owasso, Okla. (Owasso HS)
30	Kade Shatwell	RHP	R/R	6-3	187	Fr./1st year	Edmond, Okla. (Santa Fe HS)
31	David Mendham	1B/INF	L/R	6-2	204	Sr./5th year	Dorchester, Ontario, Canada (South Carolina/Connors State JC/London Catholic HS)
32	Drew Blake	LHP	L/L	6-2	190	RS-Fr./2nd year	Stillwater, Okla. (Stillwater HS)
33	Chase Adkison	C	R/R	6-0	205	Jr./4th year	Grangeville, Idaho (San Jacinto JC/Boise St./Grangeville HS)
34	Isaac Stebens	RHP	L/R	6-0	194	Jr./3rd year	Stillwater, Okla. (Cowley County CC/Stillwater HS)
35	Dan Swirsky	INF	R/R	6-0	191	Fr./1st year	Plantation, Fla. (South Plantation HS)
36	Brant Hogue	LHP	L/L	6-4	223	Jr./3rd year	Sioux City, Iowa (Iowa Western CC/Bishop Heelan HS)
39	Janzen Keisel	RHP	R/R	6-4	208	So./2nd year	Gunnison, Utah (BYU/Gunnison Valley HS)
40	Luke Fernandez	RHP	R/R	6-2	236	Fr./1st year	Cumming, Ga. (West Forsyth HS)
41	Bowen Bridges	RHP	R/R	6-1	195	RS-Fr./2nd year	Edmond, Okla. (Heritage Hall HS)
43	Riley Taylor	RHP	R/R	6-3	225	Jr./5th year	Haslet, Texas (V.R. Eaton HS)
44	Cole Cosman	C	L/R	6-0	192	So./4th year	Foristell, Mo. (Hutchinson CC/Timberland HS)
45	Landry Kyle	RHP	R/R	6-3	191	Jr./3rd year	Oklahoma City, Okla. (Seminole St. JC/Heritage Hall HS)
46	Dominick Reid	RHP	R/R	6-3	197	Fr./1st year	Little Elm, Texas (Lone Star HS)
52	Michael Benzor	LHP	L/L	6-4	213	Fr./1st year	Houston, Texas (Porter HS)
53	Ryan Bogusz	RHP	R/R	6-2	183	Jr./4th year	Frisco, Texas (Lone Star HS)
54	Manning West	RHP	R/R	6-6	229	Fr./1st year	Winder, Ga. (Apalachee HS)
55	Ben Abram	RHP	R/R	6-8	262	Sr./5th year	Georgetown, Ontario, Canada (Oklahoma/Georgetown District HS)

## COACHES

9	Josh Holliday – Head Coach (11th Season)
37	Rob Walton – Assistant Coach (11th Season)
18	Justin Seely – Assistant Coach (Second Season)
21	Robin Ventura – Volunteer Assistant Coach (Fourth Season)
38	Jordy Mercer – Student Assistant Coach (First Season)
	Blake Kangas – Director of Player Development (First Season)
	Victor Romero – Director of Baseball Operations (Seventh Season)
	Garrett Bayliff – Strength & Conditioning/Sports Performance (First Season)
	Eli Williams – Athletic Trainer (11th Season)
	Colton Lovelace – Director of Video & Analytics (First Season)
	Jack Montgomery – Graduate Manager (First Season)



# 2023 COWBOY BASEBALL ROSTER

## ROSTER BREAKDOWN

### INFIELDERS

Marcus Brown, Brennan Holt, Nolan McLean, David Mendham, Phoenix Meza, Aidan Meola, Roc Riggio, Nolan Schubart, Dan Swirsky, Beau Sylvester, Noah Turley, Tyler Wulfert

### OUTFIELDERS

Carson Bengé, Jaxson Crull, Zach Ehrhard, Brennan Holt, Nolan McLean, Nolan Schubart, Beau Sylvester, Nolan Turley, Tyler Wulfert

### CATCHERS

Chase Adkison, Cole Cosman, Ian Daugherty, David Mendham, Derek Smith, Beau Sylvester

### RIGHT-HANDED PITCHERS

Ben Abram, Carson Bengé, Ryan Bogusz, Bowen Bridges, Gabe Davis, Luke Fernandez, Brian Hendry, Janzen Keisel, Landry Kyle, Nolan McLean, Evan O'Toole, Dominick Reid, Bayden Root, Kade Shatwell, Isaac Stebens, Riley Taylor, Juaron Watts-Brown, Manning West

### LEFT-HANDED PITCHERS

Michael Bengor, Drew Blake, Brant Hogue, Brennan Phillips, Ryan Ure

### BY CLASS

**Grads/Seniors (3):** Abram, Mendham, Root

**Juniors (14):** Adkison, Bogusz, M. Brown, Cosman, Crull, Hendry, Hogue, Kyle, McLean, O'Toole, Stebens, Taylor, Turley, Wulfert

**Sophomores (8):** Brueggemann, Daugherty, Ehrhard, Keisel, Meola, Riggio, Ure, Watts-Brown

**Redshirt Freshmen (4):** Bengé, Blake, Bridges, Holt

**Freshmen (12):** Bengor, Davis, Fernandez, Meza, Phillips, Reid, Schubart, Shatwell, Smith, Swirsky, Sylvester, West

### BY STATE/COUNTRY

**Oklahoma (11):** Bengé, Blake, Bridges, Crull, Daugherty, Davis, Kyle, Meza, Phillips, Shatwell, Stebens

**Texas (4):** Bengor, Bogusz, Reid, Taylor

**Canada (3):** Abram, Mendham, O'Toole

**Florida (3):** Ehrhard, Meola, Swirsky

**California (2):** Riggio, Watts-Brown

**Georgia (2):** Fernandez, West

**Utah (2):** Keisel, Turley

**Arizona (1):** Smith

**Arkansas (1):** M. Brown

**Colorado (1):** Ure

**Hawaii (1):** Sylvester

**Idaho (1):** Adkison

**Illinois (1):** Brueggemann

**Indiana (1):** Root

**Iowa (1):** Hogue

**Louisiana (1):** Holt

**Michigan (1):** Schubart

**Missouri (1):** Cosman

**New Jersey (1):** Hendry

**New Mexico (1):** Wulfert

**North Carolina (1):** McLean

## ALPHABETICAL ROSTER

No.	Name	Pos.
55	Abram, Ben	RHP
33	Adkison, Chase	C
3	Bengé, Carson	INF/RHP
52	Bengor, Michael	LHP
32	Blake, Drew	LHP
53	Bogusz, Ryan	RHP
41	Bridges, Bowen	RHP
19	Brown, Marcus	INF
12	Brueggemann, Colin	1B
44	Cosman, Cole	C
26	Crull, Jaxson	OF
8	Daugherty, Ian	C
22	Davis, Gabe	RHP
4	Ehrhard, Zach	INF/OF
40	Fernandez, Luke	RHP
27	Hendry, Brian	RHP
36	Hogue, Brant	LHP
6	Holt, Brennan	INF/OF
39	Keisel, Janzen	RHP
45	Kyle, Landry	RHP
13	McLean, Nolan	INF/OF/RHP
31	Mendham, David	1B/INF
2	Meola, Aidan	INF
1	Meza, Phoenix	INF
25	O'Toole, Evan	RHP
28	Phillips, Brennan	LHP
46	Reid, Dominick	RHP
7	Riggio, Roc	INF/OF
14	Root, Bayden	RHP
10	Schubart, Nolan	OF/1B
30	Shatwell, Kade	RHP
26	Smith, Derek	C
34	Stebens, Isaac	RHP
35	Swirsky, Dan	INF
18	Sylvester, Beau	C/1B/OF
43	Taylor, Riley	RHP
15	Turley, Noah	1B/OF
24	Ure, Ryan	LHP
23	Watts-Brown, Juaron	RHP
54	West, Manning	RHP
17	Wulfert, Tyler	INF/OF

## PRONUNCIATION GUIDE

Bengé	binj
Bogusz	bogus
Brueggemann	brig-a-men
Cosman	coz-man
Ehrhard	air-hard
Juaron Watts-Brown	Ja-ron
Keisel	Key-sul
McLean	mc-lane
Aidan Meola	ay-den me-oh-la
Riggio	ri-geo
Schubart	shew-bert
Stebens	Steb-ins
Ure	yur



# RADIO/TV CHART


**1**


**Phoenix Meza**  
INF • R/R • 6-0, 180  
FR • Choctaw, OK


**2**

**Aidan Meola**  
INF • R/R • 6-1, 207  
SO • Palm Beach Gardens, FL


**3**

**Carson Bengel**  
OF/RHP • L/R • 6-1, 184  
RS-FR • Yukon, OK


**4**

**Zach Ehrhard**  
INF/OF • R/R • 5-11, 190  
SO • Tampa, FL


**5**

**Jaxon Crull**  
OF • L/L • 6-0, 180  
JR • Bixby, OK


**6**

**Brennan Holt**  
INF/OF • L/R • 5-9, 160  
RS-FR • Baton Rouge, LA


**7**

**Roc Riggio**  
INF • L/R • 5-9, 180  
SO • Simi Valley, CA


**8**

**Ian Daugherty**  
C • R/R • 6-2, 204  
SO • Kingfisher, OK


**10**

**Nolan Schubart**  
OF/1B • L/R • 6-5, 227  
FR • Durand, MI


**12**

**Colin Brueggemann**  
1B • L/R • 6-6, 231  
SO • Smithton, IL


**13**

**Nolan McLean**  
OF/INF/RHP • R/R • 6-4, 214  
JR • Willow Springs, NC


**14**

**Bayden Root**  
RHP • 6-3, 235  
SR • Kokomo, IN


**15**

**Noah Turley**  
1B/OF • R/R • 6-4, 208  
JR • Midway, UT


**17**

**Tyler Wulfert**  
INF/OF • R/R • 6-0, 197  
JR • Farmington, NM


**18**

**Beau Sylvester**  
C/1B/OF • R/R • 6-0, 212  
FR • Kailua, HI


**19**

**Marcus Brown**  
INF • L/R • 6-0, 187  
SO • Springdale, AR


**22**

**Gabe Davis**  
RHP • 6-9, 225  
FR • Choctaw, OK


**23**

**Juaron Watts-Brown**  
RHP • 6-3, 190  
SO • Hanford, CA


**24**

**Ryan Ure**  
LHP • 6-7, 232  
SO • Eaton, CO


**25**

**Evan O'Toole**  
RHP • 6-2, 202  
JR • Nova Scotia, Canada


**26**


**Derek Smith**  
C • R/R • 6-3, 202  
FR • Scottsdale, AZ


**27**

**Brian Hendry**  
RHP • 6-4, 225  
JR • Medford, NJ


**28**

**Brennan Phillips**  
LHP • 6-1, 194  
FR • Owasso, OK


**30**

**Kade Shatwell**  
RHP • 6-3, 187  
FR • Edmond, OK


**31**

**David Mendham**  
1B/INF • L/R • 6-2, 204  
SR • Ontario, Canada


**32**

**Drew Blake**  
LHP • 6-2, 190  
RS-FR • Stillwater, OK


**33**

**Chase Adkison**  
C • R/R • 6-0, 205  
JR • Grangeville, ID


**34**


**Isaac Stebens**  
RHP • 6-0, 194  
JR • Stillwater, OK


**35**

**Dan Swirsky**  
INF • R/R • 6-0, 191  
FR • Plantation, FL


**36**


**Brant Hogue**  
LHP • 6-4, 223  
JR • Sioux City, IA


**39**


**Janzen Keisel**  
RHP • 6-4, 208  
SO • Gunnison, UT


**40**


**Luke Fernandez**  
RHP • 6-2, 236  
FR • Cumming, GA


**41**


**Bowen Bridges**  
RHP • 6-1, 195  
RS-FR • Edmond, OK


**43**

**Riley Taylor**  
RHP • 6-3, 225  
JR • Haslet, TX


**44**


**Cole Cosman**  
C • L/R • 6-0, 192  
SO • Wentzville, MO


**45**


**Landry Kyle**  
RHP • 6-3, 191  
JR • Oklahoma City, OK


**46**

**Dominick Reid**  
RHP • 6-3, 197  
FR • Little Elm, TX


**52**


**Michael Benzor**  
RHP • 6-4, 213  
FR • Houston, TX


**53**

**Ryan Bogusz**  
RHP • 6-2, 183  
JR • Frisco, TX


**54**

**Manning West**  
RHP • 6-6, 229  
FR • Winder, GA


**56**

**Ben Abram**  
RHP • 6-8, 262  
FR • Ontario, Canada


**9**

**Josh Holliday**  
Head Coach  
11th Season


**37**

**Rob Walton**  
Assistant Coach  
11th Season


**18**

**Justin Seely**  
Assistant Coach  
Second Season


**21**


**Robin Ventura**  
Volunteer Asst. Coach  
Fourth Season


**38**


**Jordy Mercer**  
Student Asst. Coach  
First Season


**Blake Kangas**

Dir. Player Development  
First Season


**Victor Romero**

Director of Operations  
Seventh Season


**Eli Williams**

Athletic Trainer  
11th Season


**Garrett Bayliff**

Strength & Conditioning/  
Sports Performance  
First Season



# GAME NOTES



## 2023 BIG 12 CONFERENCE STANDINGS

	Big 12		Overall	
	W	L	W	L
<b>Oklahoma State</b>	<b>15</b>	<b>9</b>	<b>37</b>	<b>16</b>
Texas	15	9	38	18
West Virginia	15	9	39	16
Kansas State	13	11	33	22
TCU	13	11	33	22
Texas Tech	12	12	37	19
Oklahoma	11	13	30	23
Kansas	8	16	24	30
Baylor	6	18	20	35

## Big 12 Championship Schedule

### Wednesday

Gm 1: No. 5 Kansas State vs. No. 4 TCU	9 a.m.
Gm 2: No. 8 Kansas vs. No. 1 Texas	12:30 p.m.
Gm 3: No. 2 Oklahoma St. vs. No. 7 Oklahoma	4 p.m.
Gm 4: No. 3 W. Virginia vs. No. 6 Texas Tech	7:30 p.m.

### Thursday

Gm 5: Gm. 1 Loser vs. Gm. 2 Loser	9 a.m.
Gm 6: Gm. 3 Loser vs. Gm. 4 Loser	12:30 p.m.
Gm. 7: Gm. 1 Winner vs. Gm. 2 Winner	4 p.m.
Gm 8: Gm. 3 Winner vs. Gm. 4 Winner	7:30 p.m.

### Friday

Gm. 9: Gm. 7 Loser vs. Gm. 5 Winner	3 p.m.
Gm. 10: Gm. 8 Loser vs. Gm. 6 Winner	6:30 p.m.

### Saturday

Gm. 11: Gm. 9 Winner vs. Gm. 7 Winner	9 a.m.
Gm. 12: Gm. 8 Winner vs. Gm. 10 Winner	12:30 p.m.
Gm. 13: Gm. 11 Loser vs. Gm. 11 Winner*	4 p.m.
Gm. 14: Gm. 12 Loser vs. Gm. 12 Winner*	4/7:30 p.m.

### Sunday

Championship Game	5 p.m.
-------------------	--------

...

## 2023 All-Big 12 Honorees

Ben Abram	Honorable Mention (SP)
Chase Adkison	Second Team (C)
Carson Bengé	First Team (UT)
	Second Team (OF)
	All-Freshman
Colin Brueggemann	Second Team (DH)
Nolan McLean	Second Team (UT)
	Honorable Mention (RP)
Roc Riggio	First Team (INF)
Nolan Schubart	Co-Freshman of Year
	First Team (OF)
	All-Freshman
Isaac Stebens	Second Team (RP)
Juaron Watts-Brown	Honorable Mention (SP)
Tyler Wulfert	Newcomer of Year
	Second Team (INF)

...

## Big 12 Weekly Awards

### Player/Pitcher/Newcomer of Week:

Janzen Keisel	Newcomer, Feb. 27
Nolan McLean	Player, March 6
Nolan Schubart	Co-Newcomer, March 6
Roc Riggio	Player, March 13
Juaron Watts-Brown	Pitcher, March 13
Carson Bengé	Newcomer, March 27
Juaron Watts-Brown	Pitcher, April 3
Tyler Wulfert	Newcomer, April 24
Roc Riggio	Player, May 8
Nolan Schubart	Newcomer, May 8
Chase Adkison	Co-Player, May 15
Nolan Schubart	Newcomer, May 15

## About Oklahoma State

- OSU is 37-16 overall and shared the Big 12 regular season championship with Texas and West Virginia after finishing 15-9 in conference play. The Cowboys are the No. 2 seed at this week's Big 12 Baseball Championship in Arlington, Texas, and open tourney play Wednesday against seventh-seeded Oklahoma.
- The Cowboys are coming off a 42-22 season in 2022 in which they made their ninth consecutive NCAA Regional appearance. OSU finished tied for second in the Big 12 standings with a 15-9 conference mark, one game out of first place.
- OSU was the No. 7 national seed in last year's NCAA Championship, the program's highest ever tourney seeding, and advanced to the NCAA Regional finals for the sixth time under Josh Holliday.
- Led by Nolan McLean and Roc Riggio, OSU returns six position starters and 13 letterwinners from '22.
- The 2023 season is OSU's 11th under head coach Josh Holliday, who is 399-215-2 at his alma mater. The Cowboys have earned an NCAA Regional berth each year under his watch.

## Cowboys At The Big 12 Baseball Championship

- OSU is making its 24th appearance at the Big 12 Baseball Championship and owns a 35-41 all-time record in the tournament, including a 22-14 mark under Josh Holliday.
- The Cowboys have advanced to the tourney final five times under Holliday — 2014, '15, '17, '19 & '21.
- OSU has won three Big 12 Championship titles. In 2004, the Cowboys defeated Missouri 10-9 in 13 innings in Arlington, Texas; the 2017 tourney saw the Pokes knock off Texas in the title game in Oklahoma City as OSU became the first No. 8 seed in tourney history to claim the crown. In 2019, the Cowboys claimed another crown, defeating West Virginia, 5-2, in the final.
- OSU is the No. 2 seed in this year's double-elimination Big 12 tourney field and is on the side of the bracket with third-seeded West Virginia, sixth-seeded Texas Tech and seventh-seeded Oklahoma.

## Cowboys vs. Big 12 Tourney Field In 2023

Oklahoma (3-1) - OSU 19, OU 8 (Stillwater); OSU 13, OU 2; OU 5, OSU 0; OSU 11, OU 1 (Norman)	All-time: OSU leads, 184-158
W. Va. (1-2) - WVU 6, OSU 3; WVU 9, OSU 5; OSU 11, WVU 6 (Stillwater)	All-time: OSU leads, 23-15
Texas Tech (1-2) - TTU 8, OSU 7; OSU 9, TTU 4; TTU 12, OSU 1 (Lubbock)	All-time: TTU leads, 48-45
Texas (2-1) - UT 5, OSU 3; OSU 4, UT 1; OSU 4, UT 3 (Stillwater)	All-time: Texas leads, 67-54
TCU (1-2) - OSU 7, TCU 6; TCU 7, OSU 3; TCU 12, OSU 5 (Fort Worth)	All-time: TCU leads, 32-31
K-State (2-1) - KSU 10, OSU 9; OSU 19, KSU 5; OSU 12, KSU 2 (Stillwater)	All-time: OSU leads, 175-53
Kansas (3-0) - OSU 15, KU 10; OSU 14, KU 3; OSU 8, KU 3 (Lawrence)	All-time: OSU leads 152-57

## R-E-S-P-E-C-T

OSU was ranked as high as No. 8 in the preseason national polls, receiving that ranking from *USA TODAY Sports*. This week, the Cowboys are ranked No. 12 by *Baseball America*, 14th by *Collegiate Baseball*, 17th by the NCBWA, 18th by *D1Baseball* and *USA TODAY Sports* and 23rd by Perfect Game.

OSU has been nationally ranked for 52 consecutive weeks dating back to the 2021 preseason polls. The Cowboys reached No. 2 twice in 2022, marking their highest-ever ranking under Josh Holliday.

From March 4, 2013 to April 3, 2017, a streak of 77 consecutive weeks, OSU was ranked in at least one national poll. During that time, the Cowboys spent 18 weeks in the Top 10, climbing as high as No. 3. They have finished in the top 10 in the final polls twice under Josh Holliday — 10th in 2014 and fourth in 2016.

## RPI Talk

Oklahoma State entered the week No. 20 in the official NCAA RPI.

## Crown Them

With a 15-9 record, OSU claimed a share of the 2023 Big 12 regular season championship along with Texas and West Virginia.

The title marks the second regular-season Big 12 championship in program history, joining OSU's 2014 team, and its fifth Big 12 championship as the Cowboys won tourney titles in 2004, 2017 and 2019.

OSU counts 34 conference championships in program history; it also has 24 Big Eight and five Missouri Valley titles.

## Big 12's Best

Ten OSU players were honored with All-Big 12 status for 2023. Highlighting the list were Nolan Schubart, who was named the Big 12 Co-Freshman of the Year, and Tyler Wulfert, who was tabbed the Big 12 Newcomer of the Year.

OSU had nine combined first- and second-team selections, which tied a program record previously set in 2008.

Three Pokes were named to the All-Big 12 First Team — Schubart, infielder Roc Riggio and utility player Carson Bengé. OSU placed six on the All-Big 12 Second Team, tying a program record for second teamers previously set in 2008. Along with Wulfert, Cowboys on this year's team are catcher Chase Adkison, designated hitter Colin Brueggemann, utility player Nolan McLean, relief pitcher Isaac Stebens and Bengé, who made the second team as an outfielder.

Earning All-Big 12 Honorable Mention accolades were starting pitchers Ben Abram and Juaron Watts-Brown, as well as McLean as a relief pitcher, while Schubart and Bengé were unanimous picks for the Big 12 All-Freshman Team.

# GAME NOTES



## JOSH HOLLIDAY

Head Coach,  
11th Season

Josh Holliday returned home to Stillwater in 2012 poised to lead the Oklahoma State baseball program back to national prominence, and he has done just that over the decade.

Holliday took over OSU baseball on June 8, 2012, when he was named the 15th head coach in program history. The Oklahoma State alumnus and native of Stillwater had served the previous three seasons as an assistant coach at Vanderbilt and established himself as one of the nation's top assistant coaches over a span of just over a decade.

Holliday's hire has paid huge dividends as he has led the OSU program back to national prominence in his first eight seasons at the helm.

Since Holliday took over the reins, the Cowboys have never failed to make the postseason as he has guided them to eight NCAA Regional appearances. During his tenure, the program has also celebrated three Big 12 Conference championships, including the program's first-ever regular season title, three NCAA Super Regional berths and a return to the College World Series for the first time since his playing days in 1999.

Over the last 10 years, OSU has won 362 games, the second-highest win total among Big 12 teams during that span, and has finished first or second in the conference standings six times. His win total ranks as the second highest in program history, trailing only hall of famer Gary Ward's 953.

OSU's impressive 2016 run saw the Pokes make their 20th College World Series appearance, and Holliday became one of only 17 people in NCAA history to reach the CWS as both a player and head coach after playing for OSU teams in 1996 and 1999 that advanced to Omaha.

Holliday, who was named the 2016 ABCA/Diamond Midwest Regional Coach of the Year, guided OSU to a 43-22 overall record, and the Cowboys finished the season ranked No. 4 in the final national polls.

Holliday is the first former OSU player to serve as the program's head coach. A four-year letterwinner for the Cowboys from 1996-99, Holliday was a starter on Cowboy teams that made four NCAA Tournament appearances and reached the College World Series in 1996 and 1999.

During a career that spanned 256 games, which ranks second all time at OSU, Holliday compiled a career .311 batting average to go along with 53 home runs, 62 doubles and 237 RBIs. He was inducted into the OSU Baseball Hall of Fame in 2003.

Holliday was a three-time All-Big 12 performer, earning first-team honors in 1998 (at catcher) and 1999 (at third base). He was a second-team selection as a utility player in 1997 and was named the Big Eight Conference Freshman of the Year and a Freshman All-American in 1996.

Holliday was selected in the 1999 Major League Baseball Draft by Toronto in the ninth round and spent two years in the Blue Jays organization. Following his professional baseball career, Holliday returned to Stillwater and joined the OSU coaching staff, where he served as an assistant for three seasons. He was a student assistant in 2001 before joining the full-time staff the following year.

Holliday left Stillwater to continue his coaching career in 2004, and over an 11-year span, he served as an assistant coach at some of the nation's top baseball programs, serving stints on the staffs at North Carolina State, Georgia Tech, Arizona State and Vanderbilt. He coached on seven NCAA Tournament teams and three of those advanced to the College World Series (Georgia Tech in 2006, Arizona State in 2009 and Vanderbilt in 2011).

### Holliday Year-By-Year At OSU

	Overall	Big 12
2013	41-19	13-10
2014	48-18	18-6
2015	38-20	14-8
2016	43-22	16-8
2017	30-27	8-14
2018	31-26-1	16-8
2019	40-21	14-9
2020	13-5	0-0
2021	36-19-1	12-12
2022	42-22	15-9
2023	37-16	15-9
Totals	399-215-2 (.649)	141-92 (.605)

### THE JOSH HOLLIDAY FILE

- **1996-99:** Played at Oklahoma State
- **1999-00:** Played in Toronto Blue Jays organization
- **2001-03:** Oklahoma State assistant coach
- **2004:** North Carolina State assistant coach
- **2005-07:** Georgia Tech assistant coach
- **2008-09:** Arizona State assistant coach
- **2010-12:** Vanderbilt assistant coach
- **2013-pres.:** Oklahoma State head coach

### Cowboy Country

OSU's 2023 roster includes players from 20 different states and Canada.

### We Went Streaking

OSU's 12-game winning streak earlier this season (Feb. 26-March 14) is the second longest by a Big 12 team this season and is tied for the second longest of the Josh Holliday head coaching era.

The Pokes' longest win streak under Holliday is 14, which came in 2020-21 (last five games of COVID shortened '20 season and first nine of '21), and OSU also turned in a 12-game winning streak in 2014.

The program record for longest winning streak is 30 games, set by the 1986 Cowboys.

### That's Offensive

• OSU owns a .307 team batting average. The last time the Cowboys hit .300 or better in a full season was in 2010 when they hit .307. (The 2020 Pokes hit .302 in 18 games in the COVID-shortened season).

• The Cowboys have smashed 99 home runs, their most in a season since the 1999 club had 132.

### K Kounter

The 2022 OSU pitching staff shattered the program record for strikeouts in a season with 679, besting the previous mark by 91.

The Cowboys' 679 strikeouts ranked fifth nationally, and they ranked seventh in the NCAA in strikeouts per nine innings at 10.7.

With an influx of new arms, this year's staff has continued to pile up Ks. The Cowboys lead the Big 12 and rank 13th in the NCAA with 548 strikeouts, and they have three pitchers — Juaron Watts-Brown, Isaac Stebens and Ben Abram — in the top 10 in the conference in punchouts.

OSU's 10.8 strikeouts per nine innings this season is tops in the Big 12 and ranks eighth nationally.

### Shoes To Fill

Seven pitchers from OSU's 2022 roster were MLB Draft picks and only one — Nolan McLean — is back for the 2023 season as five signed pro contracts and one transferred.

That group of six hurlers lost — Justin Campbell, Trevor Martin, Victor Mederos, Roman Phansalkar, Bryce Osmond and Kale Davis — combined for 128 appearances (48 starts), 28 wins, 460 strikeouts and 372 1/3 innings pitched a year ago.

### No-No, No-No

OSU achieved one of the rarest of baseball feats when it tossed no-hitters in consecutive games in week two, first in a midweek contest against California Baptist followed by the opening game of a doubleheader with LMU.

It's only the third confirmed time in NCAA Division I history that a team has thrown a no-hitter in back-to-back games and the first time it's been accomplished in two nine-inning games. On March 27, 1968, Florida State tossed consecutive no-hitters against Springfield College (7 innings) and Wake Forest (9 innings); in 1971, Vanderbilt had back-to-back, seven-inning no-hitters in a doubleheader against Louisville.

OSU also became the first team in Big 12 history to record two no-hitters in the same season.

The no-hitter against CBU was the 12th in Cowboy Baseball history as five OSU pitchers combined for the feat. Janzen Keisel worked the first 5 1/3 innings, striking out 11 along the way, before Isaac Stebens tossed two innings in relief. Drew Blake and Evan O'Toole both recorded outs in the eighth, and Nolan McLean earned the save with a perfect ninth.

It was the program's first no-hitter since Justin Campbell achieved the feat against Kansas on May 8, 2021. It was also the third combined no-hitter by OSU and the first since Jason Bell, Brent Nichols, Rob Gaiko and Marcus Cuper no-hit Missouri Southern on March 16, 1993.

Just four days later, OSU's Juaron Watts-Brown teamed with O'Toole and McLean to no-hit LMU. Watts-Brown worked six innings and struck out eight before O'Toole spelled him to begin the seventh. After two innings, O'Toole yielded to McLean, who came on in the ninth to secure the no-no.

OSU now counts six no-hitters in games that went nine innings as last week's efforts joined the 1993 combined no-no, Campbell's in 2021 and no-hitters by Bob Richardson in 1968 and Jim Wixson in the 1960 College World Series.

Counting the final out against Arkansas on Feb. 19 and the first two outs of the doubleheader nightcap against LMU, the Cowboys went a combined 19 innings over a four-game stretch without allowing a hit.

### Cowboys Who Rake

OSU's offense is putting up some impressive numbers at the plate.

- The Cowboys are second in the Big 12 and 24th nationally with a .307 team batting average.
- Six regulars in the OSU starting lineup are hitting at least .300. Tyler Wulfert leads the way with a .355 average that ranks sixth in the Big 12, while Roc Riggio is right behind him in seventh at .354.
- OSU's 137 doubles rank third nationally, 12 behind NCAA leader Virginia.
- The Pokes have smashed a Big 12-best 99 home runs, which ranks 15th nationally. Fifteen players have homered, and Roc Riggio leads the team with 17 round trippers to rank third in the league.
- The Cowboys' .557 slugging percentage leads the Big 12 and is seventh nationally.
- OSU has scored 462 runs (15th nationally); their 8.7 runs per game ranks 10th in the NCAA.
- The Pokes have posted seven run-rule wins.

# GAME NOTES

## COWBOY BASEBALL BY THE NUMBERS

2,706/.661	OSU entered the 2023 season, the 112th in program history, with 2,748 wins and a .661 winning percentage
221	OSU's 221 All-Big 12 selections are the most of any program in conference history
132	OSU Cowboys have earned All-American honors 132 times in the program's history
100	Career home runs by Cowboy Pete Incaviglia, an NCAA record
61	OSU's record for wins in a season, set in 1984 & 1988
58	Consecutive game hitting streak for Robin Ventura in 1987, an NCAA record
48/143	Number of home runs & RBIs for Pete Incaviglia during the 1985 season, both NCAA records
57	Number of Cowboys to earn All-Big 12 First Team honors
47	NCAA Tournament berths for OSU, the fourth-highest total all time
34	Conference championships for the Cowboys (24 Big Eight, 5 Big 12, 5 Missouri Valley)
27	Cowboys have been named first-team All-American
24	Big Eight Conference championships, a record
20	College World Series appearances by OSU, which ranks sixth all time
19	Cowboys drafted in the first round of the Major League Baseball Draft
16	OSU won an NCAA record 16-straight Big Eight Conference championships from 1981-1996
15	Top 10 finishes in Baseball America final season polls (since 1981)
7	50 win seasons by the Cowboys
6	Berths in the College World Series championship game
5	NCAA Super Regional appearances by the Cowboys – 1999, 2007, 2014, 2016, 2019
4	Cowboys in the National College Baseball Hall of Fame – Robin Ventura, Pete Incaviglia, Gary Ward & Tom Borland
3	Cowboys named Big 12 Conference Pitcher of the Year – Thomas Hatch (2016), Michael Freeman (2014) & Andrew Heaney (2012)
2	Cowboy alumni who have been Major League Baseball managers – Robin Ventura (White Sox) & John Farrell (Blue Jays, Red Sox)
2	Cowboys named Big 12 Conference Player of the Year – Zach Fish (2014) & Tyler Mach (2006)
1	National championship for OSU, in 1959
1	Golden Spikes Award winner – Robin Ventura in 1988

### Double Your Pleasure

Roc Riggio did something that hadn't been done in over three decades in the second game of a doubleheader against Utah Tech when he tied a program record with four doubles, a feat last achieved by a Cowboy when Lou Lucca did it in 1991.

### Bakers On The Mound

OSU has had three individual 13-strikeout performances by its pitchers this season. The baker's dozen punchouts are the most in a game by a Big 12 pitcher this season.

In the series opener against Utah Tech, Juaron Watts-Brown reached the mark in 6 2/3 innings, and he hit that number again in a six-inning effort against Baylor. The 13 strikeouts are the second most in a game in Watts-Brown's career behind only the 16 he recorded while at Long Beach State last season in a game against UC Riverside that saw him throw a no-hitter.

Brian Hendry also racked up 13 Ks against Utah Tech, working six innings en route to his first win as a Cowboy. The total marked a career high for the St. John's transfer; his previous best was 10 in 2021.

### A Day For The Record Books

Nolan Schubart turned in a remarkable performance in the series finale against ETSU as he went 3-for-3 with three home runs, two of those grand slams, and 10 RBIs to go along with a pair of walks. That effort saw him reach several record marks, including:

- Tying the OSU record for homers in a game. It marked the 18th time in program history the feat has been achieved, and he is the 14th different Cowboy to hit the mark.
- Tying the OSU record for RBIs in a game, which was first set in 1993.
- Tying the Big 12 Conference record for grand slams in a game as he became the fourth league player to achieve the feat and first since 2018.

### Roc Rolled — And He's Doing It Again

Roc Riggio enjoyed a Freshman All-American season in 2022, starting 53 games for the Cowboys and hitting .295 with 11 home runs, 14 doubles and 47 RBIs.

The second basemen caught fire at the plate in the postseason and was named to the all-tournament team at both the Big 12 Baseball Championship and the NCAA Stillwater Regional. In 10 games, he hit .458 (22-for-48) with six doubles, five homers and 19 RBIs.

Riggio is swinging a hot bat once again in 2023 and is a semifinalist for the Dick Howser Trophy. He's hitting .354, seventh in the Big 12, and ranks in the top five in the league in home runs (17), triples (3), RBIs (56), runs (63), total bases (142), slugging percentage (.728) and on-base percentage (.484); he's in the top 10 in hits (69) and walks (42).

**Random Fact:** As an eighth grader, Riggio committed to play baseball at UCLA.

### Two-Way Talent

Nolan McLean's powerful bat was a fixture in the middle of the Cowboys' order in 2022, and he also emerged as OSU's closer. That combination led to him being named a Perfect Game All-American and a semifinalist for the John Olerud Two-Way Player of the Year Award.

A native of North Carolina, McLean became the third player in OSU history to earn All-Big 12 honors at two different positions — he was named All-Big 12 First Team as a utility player, was an All-Big 12 Second Team selection as a relief pitcher and collected honorable mention All-Big 12 plaudits as an infielder.

McLean slugged a team-high 19 home runs and hit .285 with 16 doubles and 47 RBIs while spending the majority of his time at third base. He was OSU's second-leading hitter in Big 12 play, posting a .330 average to go along with seven homers and 20 RBIs.

On the mound, McLean made 23 relief appearances and posted a 2-1 record and five saves while recording 39 strikeouts in 25 1/3 innings. Four of his saves came in league play.

McLean spurned professional baseball to return to Stillwater after being selected with the first pick of the third round of last July's Major League Baseball Draft by the Baltimore Orioles.

In 2023, McLean picked up right where he left off before suffering a knee injury on April 1 against Texas that caused him to miss 16 games. Primarily an outfielder before the injury, he's hitting .275 with nine homers and 29 RBIs in 32 games, while recording six saves, a 1.86 ERA and 27 strikeouts in 19 1/3 innings over 11 appearances on the mound. He is once again a semifinalist for the Olerud Award.

**Random Fact:** McLean was a quarterback on the OSU football team during the 2020 season.

### Two-Way Too

Another two-way standout for the Pokes is Carson Bengé, who has become a force at the plate and on the mound in his first season and is a semifinalist for the John Olerud Two-Way Player of the Year Award.

After redshirting in 2022 following Tommy John surgery, Bengé has been a constant in the OSU lineup as both a right-fielder and DH, and he sports a .349 batting average to go along with seven homers, 17 doubles and 38 RBIs. He was the Pokes' second-leading hitter in Big 12 play with a .365 batting average, and he had four homers, nine doubles and 17 RBIs in league games.

On the mound, Bengé has made nine starts and is 2-1 with 34 strikeouts in 32 2/3 innings. He earned the first win of his career in a midweek outing against Wichita State in which he allowed just one run and struck out five in five innings of work, and he racked up a career-high nine Ks in the May game vs. ORU.

**Random Fact:** Carson's older brother, Garrett, was a two-time All-Big 12 infielder for OSU in 2016-17.

# GAME NOTES

## JUST SAY NO



OSU's 2023 roster includes five players who have been Major League Baseball Draft picks.

Name	Year Drafted	Team	Round
Ben Abram	2018	San Diego	37th
Zach Ehrhard	2021	Boston	13th
Nolan McLean	2022	Baltimore	3rd
Roc Riggio	2021	Milwaukee	11th
Ryan Ure	2021	Texas	16th

## HERE, THERE, EVERYWHERE

A breakdown by venue of the Cowboys' record under Josh Holliday.

Year	Home	Away	Neutral
2013	24-7	9-7	8-5
2014	25-10	13-4	10-4
2015	19-8	9-9	10-3
2016	18-7	19-8	6-7
2017	16-14	6-10	8-3
2018	12-10-1	15-14	4-2
2019	19-7	12-11	9-3
2020	10-1	2-2	1-2
2021	23-8-1	8-7	5-4
2022	21-12	16-5	5-5
2023	25-7	11-7	1-2
<b>Totals</b>	<b>212-91-2</b>	<b>120-84</b>	<b>67-40</b>
	<b>(.698)</b>	<b>(.588)</b>	<b>(.626)</b>

## GLOBE LIFE

Over the last two years, OSU has played 13 games at Globe Life Field and is 6-7 in those contests.

The Cowboys were 5-5 at the home of the Texas Rangers in 2022 and are 1-2 this season.

## IN THE CLASSROOM

For the fall 2022 semester, the Cowboys posted a team grade point average of 3.4, continuing a trend that has seen the program thrive academically under Josh Holliday's leadership.

The program's academic achievements during Holliday's tenure as head coach include:

- 107 graduates
- 10 Cowboys who have graduated with honors
- 124 Academic All-Big 12 selections
- Big 12-record 20 Academic All-Big 12 performers in 2021
- 359 players on OSU Dean's & President's Honor Rolls
- 3 consecutive years (2020-22) as ABCA Team Academic Excellence Award winner (3.0 or above team GPA)

## Freshman Swinging A Hot Bat

In his first collegiate season, Nolan Schubart has proven to be a powerful addition to the OSU lineup. The left-handed hitting outfielder owns a .348 batting average, and the Michigan native is in the top five in the league in homers (15), doubles (20), RBIs (66), and slugging percentage (.695).

**Random Fact:** Schubart was originally committed to play at Michigan before a coaching change there led to him signing with the Cowboys.

## Meet The New Guy

OSU bolstered its starting pitching staff with the addition of transfer Juaron Watts-Brown.

The righty leads the Big 12 and ranks 11th nationally with 108 strikeouts, and his 13.32 strikeouts per nine innings is seventh in the NCAA. He is fourth in the league in opponent batting average at .210.

Against Texas, Watts-Brown tossed a season-high eight innings and struck out 12 while allowing just one run on three hits in a 128-pitch effort to move to 4-1 on the year.

Watts-Brown transferred to OSU after a Freshman All-America season at Long Beach State in 2022. He went 4-4 with a 3.68 ERA in 15 appearances for the Dirtbags and racked up 111 strikeouts in 73 1/3 innings.

Watts-Brown's first collegiate season also saw him toss the first complete game no-hitter in LBSU history, and he set the school record for strikeouts per nine innings in a season with 13.62.

**Random Fact:** Watts-Brown was the West Yosemite League Player of the Year in baseball, football and basketball during his career at Hanford HS; he played quarterback on the gridiron and forward in hoops.

## Stillwater Slingers

A pair of hometown hurlers have stepped up for the Cowboys this season.

Southpaw Drew Blake picked up the win in relief in the season opener vs. Missouri as the redshirt freshman worked two shutout innings in relief. Blake's 23 appearances are tied for eighth in the Big 12.

Blake had a career-best performance in the series finale and series-clinching win vs. Texas as he tossed four shutout innings and allowed just one hit while striking out five.

Isaac Stebens tossed four scoreless innings out of the bullpen in his debut against Vanderbilt, then worked two more shutout frames with four Ks in the combined no-hitter against Cal Baptist.

A righty in his first season at OSU after a JUCO All-American career at Cowley County CC, Stebens is 4-1 with six saves, a 2.44 ERA and 74 strikeouts in 55 1/3 innings. He leads the Big 12 in ERA and opponent batting average at .198 and is seventh in strikeouts.

Stebens, who is one of 25 semifinalists for the College Baseball Foundation's 2023 Pitcher of the Year award, earned his first-career save in the second game of the Texas series.

**Random Fact:** Blake's dad, Randy, was teammates with Josh Holliday on the Stillwater High School football team in the mid-1990s; Holliday was the Pioneers' quarterback, and Blake starred at wide receiver.

## Big Ben

Ben Abram spent his first four collegiate seasons at Oklahoma, where he made 53 career appearances, but the Canadian right-hander has thrived after making his way to Stillwater for his final go around.

Abram's first three outings for the Cowboys came out of the bullpen, and he allowed seven runs in 5 2/3 innings while striking out just five.

But Abram was given a midweek start against Arizona State on March 8 and did a 180, winning four-straight starts beginning with the game against the Sun Devils in which he struck out eight in six innings.

After picking up a midweek victory over Dallas Baptist, Abram allowed just one run in six innings to lead OSU to a win at Texas Tech before improving to 4-0 with a career-high 10-strikeouts against Baylor.

Abram is 7-2 on the season, with his seven wins tied for the most on the Cowboys' staff. He ranks ninth in the Big 12 with 70 strikeouts and is averaging 10.0 strikeouts per nine innings.

**Random Fact:** Abram won a bronze medal with Canada at the 2018 U-18 Pan American Championships.

## Iron Man

Chase Adkison has been a mainstay behind the plate this season. After splitting time at catcher with Ian Daugherty over OSU's first five games (Daugherty started three of those), Adkison has been a rock at the position following an injury to Daugherty, and he has produced at the plate as well as defensively.

Adkison started 24 consecutive games at catcher (Feb. 25/Gm. 2-April 21) and 46 of OSU's last 48 contests behind the dish.

In 48 games, Adkison is hitting .339 with seven homers, nine doubles and 42 RBIs. He owns a .996 fielding percentage and has thrown out 13 runners trying to steal.

**Random Fact:** Adkison owns and operates a business, The Glove Plug, where he buys, sells and trades baseball gloves on Instagram (@the\_glove\_plug\_).

## Howling

Tyler Wulfert battled injuries early in the season but has been a constant and productive force in the lineup over the last two months.

The Cowboy third baseman is OSU's leading hitter and ranks sixth in the Big 12 with a .355 batting average. He hit .386 in conference play and posted seven homers, eight doubles and 21 RBIs in those games.

Of Wulfert's 50 hits, 27 are for extra bases (9 HR, 15 2B, 3 3B), to produce a .695 slugging percentage that ranks fourth in the Big 12.

**Random Fact:** Wulfert's dad, Mark, was an 11th-round pick of the San Diego Padres in the 1995 MLB Draft and played two professional seasons for the Class A Clinton LumberKings.



# THIS IS COWBOY BASEBALL

## COWBOYS IN THE PROS



Name (Yrs. at OSU)	Team
Peyton Battenfield, RHP (2017-19)	Cleveland Guardians
Thomas Hatch, RHP (2014-16)	Toronto Blue Jays
Andrew Heaney, LHP (2010-12)	Texas Rangers



Triple A	
Trevor Boone, OF (2017-19)	Albuquerque (Rockies)
Trey Cobb, RHP (2014-17)	Lehigh Valley (Phillies)
Christian Encarnacion-Strand, 3B (2021)	Louisville (Reds)
*Jonathan Heasley, RHP (2017-18)	Omaha (Royals)
Ben Leeper, RHP (2016-20)	Iowa (Cubs)
*Donovan Walton, INF (2013-16)	Sacramento (Giants)
Garrett Williams, LHP (2014-16)	Las Vegas (A's)

Double A	
Jensen Elliott, RHP (2016-19)	Bowie (Orioles)
Logan Gragg, RHP (2019)	Springfield (Cardinals)
Max Hewitt, UTL (2018-21)	Tulsa (Dodgers)
Matt Kroon, INF (2018)	Reading (Phillies)
Victor Mederos (2022)	Rocket City (Angels)
Andrew Navigato, INF (2019)	Erie (Tigers)
Kaden Polcovich (2020)	Arkansas (Mariners)
Colin Simpson, C (2016-19)	Hartford (Rockies)

High A	
Brady Basso, LHP (2017-19)	Lansing (Athletics)
Jake Lyons, RHP (2019)	Aberdeen (Orioles)
Bryce Osmond, RHP (2020-22)	Tri-City (Angels)
Brett Standlee, RHP (2019-21)	Eugene (Giants)
Jake Thompson, 3B (2020-22)	Beloit (Marlins)
Caeden Trenkle, OF (2020-22)	Lansing (A's)
Justin Wroblewski, LHP (2021)	Great Lakes (Dodgers)

Single A	
Zach Cable, RHP (2020-21)	Kannapolis (White Sox)
Griffin Doersching, 1B (2022)	Lake Elsinore (Padres)
Trevor Martin, RHP (2021-22)	Charleston (Rays)
Hueston Morrill, INF (2019-22)	Tampa (Yankees)
Roman Phansalkar, RHP (2020-22)	Inland Empire (Angels)

Rookie	
Justin Campbell, RHP (2020-22)	ACL Guardians

\* - indicates has played in MLB

## High Five

Oklahoma State entered the 2023 season as the fourth-winningest team in NCAA baseball history in terms of winning percentage at .661.

Team	Seasons	Wins	Losses	Ties	Pct.
1. Texas	126	3,623	1,375	31	.724
2. Florida State	75	3,001	1,162	11	.720
3. Miami (Fla.)	78	2,721	1,149	18	.702
<b>4. Oklahoma State</b>	<b>111</b>	<b>2,748</b>	<b>1,408</b>	<b>6</b>	<b>.661</b>
Arizona State	111	2,969	1,522	8	.661

## 2,748 & Counting

Oklahoma State began the 2023 season 14th on the NCAA's all-time Division I wins list with 2,748. The Cowboys are one of only 19 programs in Division I history to reach 2,700 victories, and of those, only one — Florida State and Miami (FL) — have played fewer seasons than OSU's 111.

## Star Studded

With Robin Ventura (volunteer asst.) and Jordy Mercer (student asst.) on staff, OSU has a coaching duo unique in college baseball. Between them, Ventura and Mercer played in over 3,000 Major League Baseball games over 26 seasons.

Ventura racked up six Gold Gloves as a third baseman for the White Sox, Mets, Yankees and Dodgers and also spent five seasons (2012-16) as the manager of the White Sox, leading them to 375 wins.

Mercer was on three playoff teams for the Pirates and ranked in the top four in the National League in fielding percentage among shortstops four times. He also played for the Tigers, Yankees and Nationals.

## Orange Blood

Baseball — and Oklahoma State — is a family affair for Josh Holliday.

Josh's father, Tom, served as an OSU assistant coach for 19 years then took over as the Cowboys' head coach from 1997-2003, leading the program to a College World Series appearance in 1999 (and coaching Josh in his final three college seasons). Tom spent four decades as a collegiate coach and was inducted into the OSU Cowboy Baseball Hall of Fame in 2016.

Josh's younger brother, Matt, was a Major League Baseball standout from 2004-18 who was named to seven All-Star teams in 15 career seasons with the Rockies, Athletics, Cardinals and Yankees. Matt was on the OSU staff as a volunteer assistant from 2019-22.

Josh's uncle, Dave Holliday, was an OSU assistant coach from 1981-87 and has since held a variety of roles in Major League Baseball, including his current spot as a professional scout for Philadelphia.

## Building A Winner

In 10 seasons as head coach at his alma mater, Josh Holliday has built a sparkling resume.

- The Cowboys have earned nine NCAA Regional berths, advanced to three Super Regionals and played in the College World Series for the first time since Holliday was a senior for the Cowboys in 1999.
- OSU has finished first or second in the Big 12 Conference standings six times, claiming the program's first-ever regular season Big 12 title in 2014 and finishing second in 2013, 2015, 2016, 2018 and 2022.
- The Pokes have added three Big 12 championships to the program's total. In 2014, OSU won its first-ever Big 12 Conference regular season championship, and the 2017 club captured the second Big 12 Championship title in program history. The Cowboys also claimed the conference tourney title in 2019.
- OSU hosted NCAA Regionals in 2014, 2015 and 2022 and was the top-seeded team each time. The Cowboys were a national seed twice — No. 7 in 2022 and No. 9 in 2019.
- Holliday has coached 83 All-Big 12 performers, 12 All-Americans, two Big 12 Pitcher of the Year honorees, two Big 12 Newcomer of the Year winners and a Big 12 Player of the Year.
- With 362 wins, Holliday ranks second on OSU's all-time head coach wins list behind hall of famer Gary Ward, who guided the Pokes to 953 victories in 19 seasons.

## Go Pro

During Josh Holliday's tenure as head coach, OSU has had 58 players selected in the Major League Baseball Draft. Twenty-two of those were top 10 round picks, including two first-rounders in Jason Hursh and Justin Campbell; in 2022, a program-record seven Cowboys were top-10 round picks.

In 2016, OSU tied a program record with 11 MLB Draft picks. (The 2007 Cowboys also had 11 draftees). The 11 draft picks tied the Cowboys with Mississippi State for the third most of any Division I program in 2016 behind only Texas A&M (13) and Southern California (12).

OSU's nine 2022 draftees were the fourth most in program history and tied for the third most among Division I schools in '22.

## The Wizard

In 10 seasons under Rob Walton's direction, OSU's pitching staffs have thrived.

The Cowboys' success under Walton includes 32 All-Big 12 pitchers, four first-team All-Americans, (Brendan McCurry, Michael Freeman, Thomas Hatch and Justin Campbell), two Big 12 Pitcher of the Year winners (Freeman and Hatch) and 31 MLB Draft picks, including two first rounders (Campbell and Jason Hursh).

Walton pitched on four College World Series teams at OSU from 1983-86.

# O'BRATE STADIUM

## O'BRATE STADIUM QUICK FACTS

**Groundbreaking** ..... February 6, 2018

**Dedication** ..... August 14, 2020  
(O'Brate family & friends and OSU players & coaches in attendance)

**Official Dedication** ..... May 20, 2021

**First Game** ..... February 24, 2021  
vs. Little Rock

**Capacity** ..... 3,500 (permanent)  
8,000 (expanded)

**Premium Seats** ..... 420

**Suites** ..... 11

**Largest Crowd** ..... 7,811 vs. Oklahoma  
(April 9, 2022)

### Dimensions

**Left-Field Line** ..... 330 ft.

**Left-Field Power Alley** ..... 375 ft.

**Center Field** ..... 402 ft.

**Right-Field Power Alley** ..... 375 ft.

**Right-Field Line** ..... 320 ft.

**All-Time Record at O'Brate** ..... 69-27-1 (.716)

### Year-by-Year

**2021** ..... 23-8-1

**2022** ..... 21-12

**2023** ..... 25-7

• **First win** - Feb. 24, 2021 - OSU 7, Little Rock 2

• **Longest winning streak** - 14 games  
(Feb. 26-March 26, 2023)

• **NCAA Regional host** - 2022

### Largest O'Brate Stadium crowds

1. 7,811 vs. Oklahoma April 9, 2022

2. 7,738 vs. TCU April 22, 2022

3. 7,061 vs. Oklahoma March 29, 2022

4. 7,048 vs. Arkansas June 6, 2022

5. 6,769 vs. Oklahoma April 18, 2023

6. 6,653 vs. Oklahoma April 10, 2022

7. 6,556 vs. Baylor March 25, 2023

8. 6,550 vs. Kansas March 26, 2022

9. 6,530 vs. Oklahoma April 8, 2022

10. 6,489 vs. Texas April 1, 2023



### If You Build It...

- OSU ranked eighth nationally in average home attendance in 2022; in the 32 home dates at O'Brate Stadium, the Cowboys averaged 5,580 fans.
- OSU's total of 178,566 fans at O'Brate Stadium last season ranked ninth in the NCAA.
- In a dozen Big 12 Conference games at home, OSU averaged 6,211 fans.
- In 30 home dates this season, OSU is averaging 5,064 fans to rank 11th nationally.

Oklahoma State began play in its new baseball complex, O'Brate Stadium, in 2021. Work on the \$75 million project (\$60 million in construction costs), which is located at the corner of Washington Street and McElroy Road, began in February 2018 and was completed during the spring of 2020.

Named after serial entrepreneur Cecil O'Brate, who gave \$35 million toward the project, O'Brate Stadium was officially dedicated on May 20, 2021. Inspired by Boone Pickens Stadium, the new home of the Cowboys has several amenities that cater to fans and players alike. The complex includes 3,500 permanent seats, 11 suites and 420 premium seats in dedicated club and suite areas. Seating can be expanded to 8,000 as needed.

The concourse area encompasses the entire playing field and features restroom and concession stands down the first-base and third-base lines, plus restrooms and spaces for temporary options such as food trucks in the outfield. Other features of the concourse area are tailgating tents, refreshment areas down both the right field and left field lines, a dedicated student section with special loge seating and terrace seating in the outfield that serves families with young children and groups looking for space and the ability to move around freely while watching games.

A 2,000-square foot video board allows for top-of-the-line graphics and video content to further enhance the game day experience, and fans benefit from a large parking lot that accommodates about 600 vehicles beyond center field.

The playing surface is natural grass and features a top-of-the-line drainage system. A second artificial turf infield is used for practice and is one-third of a maximum-efficiency "training triangle" area that also includes an indoor facility and a pitching lab that allows the Cowboys to practice year-round, regardless of weather conditions, without having to utilize the ballpark's main playing surface.

There are several notable cutting-edge technology features for swing training and pitching development built into the complex, including the TrackMan system, which measures pitch velocity, exit speed, launch angle, distance and more. Additionally, pitchers benefit from specialized equipment built for arm care and injury prevention.

Situated along the left-field line, the clubhouse and team room areas provide plush accommodations for the Cowboys, starting with a 7,400-square-foot locker room and player lounge space that has top-of-the-line lockers for each player. In that same area are a nutrition center that includes a sports performance pantry and fueling station and can accommodate the Cowboys' game day nutrition needs, a tiered-seated classroom that seats 50 and a fully modernized grand entrance that leads to the new operations center.

The operations center houses a sports medicine area with state-of-the-art hydrotherapy equipment, a modern weight room and a baseball-specific laundry center and equipment room. Former players have a dedicated space within the operations center that includes lockers they can utilize when returning to campus to continue their professional baseball training while finishing out their academic degree programs.

"Our vision was to build a facility that would allow us to develop players at the highest level, teach leadership concepts and principles, embrace the team concept and provide a first-class experience for our loyal fans and alumni," said head coach Josh Holliday. "When we set out to do this, we wanted to do it with our Stillwater community in mind and capture the same game day passion we see on display each Saturday at Boone Pickens Stadium and throughout the winter at Gallagher-Iba Arena. The end result was exactly what we wanted. We accomplished our goal, and it is beyond anything I could have envisioned."



The home of Cowboy Baseball bears the name of Cecil O'Brate, who gave \$35 million toward the project.

Born in Enid, Okla., O'Brate attended Oklahoma State (then Oklahoma A&M) from 1946-48 and went on to a career as a self-made serial entrepreneur. He is the owner, developer, and operator of multiple businesses in numerous and diverse industries such as agriculture, banking, manufacturing, energy, hospitality, real estate, alternative energy, medicine, and food science.

"OSU has always had a special place in my heart," O'Brate said. "My time at what was then Oklahoma A&M provided a strong foundation for the successes I have achieved over the years. I am honored to give back to the university that gave me my start 70 years ago. When I look at OSU today, I see a university that continues to enrich and inspire students. These students will carry the traditions and heart of OSU out into the world. For that reason, I am proud to give to OSU and the new generations of Cowboys. Go Pokes!"



# COWBOYS IN THE RANKINGS

## Baseball America (May 22)

1. Wake Forest	45-9
2. Florida	42-13
3. Arkansas	39-15
4. Stanford	37-14
5. LSU	42-13
6. Vanderbilt	36-17
7. Clemson	39-17
8. Coastal Carolina	37-17
9. Virginia	44-11
10. Miami (FL)	36-15
11. East Carolina	41-15
<b>12. Oklahoma State</b>	<b>37-16</b>
13. Texas	38-17
14. West Virginia	39-16
15. Campbell	41-13
16. Dallas Baptist	42-13
17. Oregon State	39-16
18. Tennessee	38-18
19. Duke	35-19
20. Auburn	33-19-1
21. Kentucky	36-17
22. South Carolina	38-17
23. UConn	40-13
24. Maryland	36-19
25. Indiana State	38-14

## D1Baseball (May 22)

1. Wake Forest	45-9
2. Florida	42-13
3. Stanford	37-14
4. Arkansas	39-15
5. LSU	42-13
6. Clemson	39-17
7. Coastal Carolina	37-17
8. Vanderbilt	37-17
9. UConn	40-13
10. Oregon State	39-16
11. Miami (FL)	37-18
12. Virginia	44-11
13. Tennessee	38-18
14. Campbell	41-13
15. East Carolina	41-15
16. Southern Miss	37-16
17. Dallas Baptist	42-13
<b>18. Oklahoma State</b>	<b>37-16</b>
19. Auburn	33-19-1
20. Texas	38-18
21. West Virginia	39-16
22. Boston College	34-17
23. Maryland	37-19
24. Alabama	38-17
25. Kentucky	36-17

## NCBWA (May 22)

1. Wake Forest	45-9
2. Florida	42-13
T-3. Stanford	37-14
T-3. LSU	42-13
5. Arkansas	39-15
6. Vanderbilt	37-17
7. UConn	40-13
8. Coastal Carolina	37-17
9. Clemson	39-17
10. Miami (FL)	37-18
11. East Carolina	41-15
12. Virginia	44-11
13. Oregon State	39-16
14. Campbell	41-13
15. Tennessee	38-18
16. Dallas Baptist	42-13
<b>T-17. Oklahoma State</b>	<b>37-16</b>
T-17. West Virginia	39-16
19. South Carolina	38-17
20. Boston College	34-17
21. Southern Miss	37-16
22. Duke	35-19
23. Kentucky	36-17
24. Maryland	37-19
25. Texas	38-18
26. Alabama	38-17
27. Auburn	33-19-1
28. Indiana State	38-14
29. Oral Roberts	43-11
30. Texas Tech	37-19

## Collegiate Baseball (May 22)

1. Wake Forest	45-9
2. Stanford	37-14
3. Florida	42-13
4. Arkansas	39-15
5. LSU	42-13
6. Virginia	44-11
7. Clemson	39-17
8. Miami (FL)	37-18
9. Indiana State	38-14
10. Oral Roberts	43-11
11. Coastal Carolina	37-17
12. Southern Miss	37-16
13. Texas	38-18
<b>14. Oklahoma State</b>	<b>37-16</b>
15. Vanderbilt	37-17
16. Auburn	33-19-1
17. Oregon State	39-16
18. West Virginia	39-16
19. Alabama	38-17
20. UConn	40-13
21. Dallas Baptist	42-13
22. Maryland	37-19
23. Kent State	40-14
24. East Carolina	41-15
25. Tennessee	38-18
26. South Carolina	38-17
27. Duke	35-19
28. UC Santa Barbara	35-17
29. Boston College	34-17
30. Campbell	41-13

## USA TODAY Sports (May 22)

1. Wake Forest	45-9
2. Florida	42-13
3. LSU	42-13
4. Arkansas	39-15
5. Stanford	37-14
6. Vanderbilt	37-17
7. Coastal Carolina	37-17
8. Clemson	39-17
9. Virginia	44-11
10. UConn	40-13
11. Miami (FL)	37-18
12. East Carolina	41-15
13. Tennessee	38-18
14. Oregon State	39-16
15. Campbell	41-13
16. Dallas Baptist	42-13
17. West Virginia	39-16
<b>18. Oklahoma State</b>	<b>37-16</b>
19. South Carolina	38-17
20. Boston College	34-17
21. Kentucky	36-17
22. Texas	38-18
23. Southern Miss	37-16
24. Duke	35-19
25. Auburn	33-19-1

## Perfect Game (May 22)

1. Wake Forest	45-9
2. Florida	42-13
3. Stanford	37-14
4. Arkansas	39-15
5. Clemson	39-17
6. LSU	42-13
7. Miami (FL)	37-18
8. Coastal Carolina	37-17
9. Tennessee	38-18
10. Vanderbilt	37-17
11. Dallas Baptist	42-13
12. Virginia	44-11
13. Auburn	33-19-1
14. UConn	40-13
15. East Carolina	41-15
16. Alabama	38-17
17. Duke	35-19
18. Indiana State	38-14
19. Boston College	34-17
20. West Virginia	39-16
21. Campbell	41-13
22. South Carolina	38-17
<b>23. Oklahoma State</b>	<b>37-16</b>
24. Southern Miss	37-16
25. Kentucky	36-17

## Cowboys Week-By-Week In The National Polls

	Baseball America	USA TODAY	NCBWA	Collegiate Baseball	D1Baseball	Perfect Game
Preseason	15	8	11	12	9	18
Feb. 20	21	No Poll	19	16	15	25
Feb. 27	21	13	18	23	12	24
March 6	18	14	15	24	13	23
March 13	17	13	13	18	12	15
March 20	20	15	16	19	20	18
March 27	17	13	13	14	17	16
April 3	11	13	15	12	16	14
April 10	14	16	17	18	18	19
April 17	24	24	26	NR	NR	NR
April 24	21	24	24	17	NR	NR
May 1	20	23	26	16	NR	NR
May 8	20	22	23	13	NR	22
May 15	18	22	22	10	25	22
May 22	12	18	17	14	18	23





# 2023 OVERALL STATISTICS

Record: 37-16 Home: 25-7 Away: 11-7 Neutral: 1-2 Big 12 Conf.: 15-9

Player	avg	gp-gs	ab	r	h	2b	3b	hr	rbi	tb	slg%	bb	hp	so	gdp	ob%	sf	sh	sb-att	po	a	e	fld%
17 Wulfert, Tyler	.355	41-35	141	36	50	15	3	9	30	98	.695	11	2	35	1	.401	3	0	2-3	13	37	4	.926
7 Riggio, Roc	.354	51-51	195	63	69	16	3	17	56	142	.728	42	8	39	6	.484	1	0	7-7	67	133	6	.971
3 Bengé, Carson	.349	50-45	175	55	61	17	0	7	38	99	.566	37	3	29	3	.465	2	0	8-9	65	6	3	.959
10 Schubart, Nolan	.348	53-51	187	48	65	20	0	15	66	130	.695	39	3	66	1	.463	2	0	1-1	64	1	2	.970
33 Adkison, Chase	.339	48-48	165	45	56	9	1	7	42	88	.533	23	7	32	4	.439	1	4	4-5	454	50	2	.996
31 Mendham, David	.289	53-53	218	48	63	16	0	13	55	118	.541	18	4	26	7	.351	2	0	1-1	375	28	2	.995
19 Brown, Marcus	.265	52-52	185	37	49	10	2	8	34	87	.470	11	14	37	4	.347	3	1	3-5	66	117	7	.963
12 Brueggemann, Coli	.363	36-25	91	26	33	10	0	6	36	61	.670	21	1	29	0	.482	1	0	1-1	20	3	0	1.000
2 Meola, Aidan	.321	23-21	84	11	27	7	1	2	16	42	.500	4	2	25	0	.363	1	0	1-1	6	34	1	.976
8 Daugherty, Ian	.286	13-4	14	5	4	2	0	0	1	6	.429	4	0	8	0	.444	0	1	1-1	59	3	0	1.000
13 McLean, Nolan	.275	32-32	109	29	30	6	1	9	29	65	.596	24	0	47	1	.400	2	0	4-6	42	2	2	.957
5 Crull, Jaxson	.238	40-9	42	14	10	1	0	1	7	14	.333	10	3	14	1	.411	1	1	4-4	24	0	0	1.000
4 Ehrhard, Zach	.234	34-28	111	29	26	5	0	2	11	37	.333	22	4	29	2	.380	0	2	10-10	49	1	1	.980
6 Holt, Brennan	.176	32-9	51	11	9	1	0	1	7	13	.255	9	1	18	1	.306	1	0	2-2	18	9	1	.964
18 Sylvester, Beau	.158	21-12	38	4	6	2	0	1	2	11	.289	3	0	15	0	.220	0	0	0-0	6	0	0	1.000
15 Turley, Noah	.154	13-1	13	1	2	0	0	1	1	5	.385	0	0	7	0	.154	0	0	0-0	2	0	0	1.000
26 Smith, Derek	.000	3-1	4	0	0	0	0	0	0	0	.000	0	1	3	0	.200	0	0	0-0	10	2	0	1.000
Totals	.307	53	1823	462	560	137	11	99	431	1016	.557	278	53	459	31	.410	20	9	49-56	1367	465	38	.980
Opponents	.266	53	1769	296	470	84	9	65	276	767	.434	215	42	548	25	.356	16	17	48-63	1316	425	48	.973

LOB - Team (405), Opp (396). DPs turned - Team (33), Opp (35). IBB - Team (1), McLean 1, Opp (3). Picked off - Brown, M. 1, Mendham 1, Riggio 1.

## (All games Sorted by Earned run avg)

Player	era	w-l	app	gs	cg	sho	sv	ip	h	r	er	bb	so	2b	3b	hr	b/avg	wp	hp	bks	sfa	sha
34 Stebens, Isaac	2.44	4-1	25	0	0	0/1	6	55.1	39	21	15	16	74	5	1	1	.198	2	5	0	2	1
23 Watts-Brown, Juaro	4.68	5-4	14	14	0	0/1	0	73.0	57	43	38	43	108	16	2	8	.210	14	8	1	3	3
55 Abram, Ben	6.00	7-2	15	12	0	0/0	0	63.0	79	42	42	21	70	12	2	18	.306	5	4	2	1	2
46 Reid, Dominick	0.00	0-0	2	0	0	0/0	0	2.0	2	0	0	1	1	0	0	0	.286	0	0	0	0	0
36 Hogue, Brant	0.00	0-0	3	0	0	0/0	0	0.2	2	0	0	1	0	0	0	0	.500	0	0	0	0	0
13 McLean, Nolan	1.86	1-1	11	1	0	0/2	6	19.1	19	7	4	11	27	2	0	0	.250	2	2	0	0	1
53 Bogusz, Ryan	2.60	1-1	9	1	0	0/0	0	17.1	25	5	5	5	11	3	0	3	.352	0	0	1	1	2
25 O'Toole, Evan	4.30	6-1	21	0	0	0/2	0	37.2	41	23	18	14	27	6	0	5	.283	2	2	0	3	1
32 Blake, Drew	4.38	1-0	24	2	0	0/1	0	24.2	21	14	12	11	25	4	0	1	.228	0	2	1	2	1
14 Root, Bayden	4.91	7-1	15	1	0	0/0	0	29.1	26	20	16	13	32	6	2	0	.236	4	6	0	0	0
3 Bengé, Carson	5.23	2-1	9	9	0	0/0	0	32.2	33	19	19	21	34	8	0	4	.264	4	3	0	0	1
52 Benzor, Michael	5.40	0-0	11	0	0	0/0	0	6.2	11	8	4	4	12	2	0	2	.367	2	0	0	1	0
27 Hendry, Brian	6.63	2-1	16	5	0	0/0	0	36.2	43	30	27	14	51	6	1	6	.295	1	2	0	2	3
22 Davis, Gabe	7.66	0-2	19	0	0	0/0	1	22.1	24	19	19	16	36	6	0	7	.273	2	2	0	0	0
30 Shatwell, Kade	10.12	0-0	3	0	0	0/0	0	2.2	4	3	3	2	3	0	0	1	.333	0	0	0	0	0
39 Keisel, Janzen	10.22	0-0	6	3	0	0/1	0	12.1	14	14	14	11	22	5	0	4	.280	4	2	0	1	0
28 Phillips, Brennan	12.15	1-1	9	5	0	0/0	0	20.0	30	28	27	11	15	3	1	5	.349	2	4	0	0	2
Totals	5.19	37-16	53	53	0	2/2	13	455.2	470	296	263	215	548	84	9	65	.266	44	42	5	16	17
Opponents	8.49	16-37	53	53	1	2/1	5	438.2	560	462	414	278	459	137	11	99	.307	43	53	9	20	9

PB - Team (5), Adkison 3, Daugherty 2, Opp (9). Pickoffs - Team (9), Adkison 4, Root 2, Hendry 1, Bengé, C. 1, Abram 1, Opp (3). SBA/ATT - Adkison (47-60), Abram (11-13), Watts-Brown (5-9), Bengé, C. (6-8), O'Toole (5-6), Hendry (3-4), Bogusz (3-4), Keisel (3-3), Stebens (1-3), Root (3-3), Blake (1-3), Phillips, B. (2-2), Daugherty (1-2), Benzor (2-2), Davis, G. (2-2), McLean (1-1).





# 2023 BIG 12 STATISTICS

Record: 15-9 Home: 8-4 Away: 7-5 Big 12 Conf.: 15-9

Player	avg	gp-gs	ab	r	h	2b	3b	hr	rbi	tb	slg%	bb	hp	so	gdp	ob%	sf	sh	sb-att	po	a	e	fld%
17 Wulfert, Tyler	.386	23-21	83	24	32	8	2	7	21	65	.783	8	1	19	1	.432	3	0	2-2	8	20	1	.966
3 Bengé, Carson	.365	24-22	85	29	31	9	0	4	17	52	.612	21	1	12	2	.491	1	0	5-6	38	6	1	.978
7 Riggio, Roc	.333	24-24	96	27	32	6	2	6	24	60	.625	19	3	18	4	.454	1	0	2-2	35	62	2	.980
33 Adkison, Chase	.321	23-23	84	21	27	4	1	4	19	45	.536	8	6	12	3	.418	0	2	0-1	224	22	1	.996
10 Schubart, Nolan	.310	24-24	87	20	27	12	0	6	27	57	.655	23	0	30	1	.450	1	0	1-1	32	0	2	.941
19 Brown, Marcus	.267	24-24	86	16	23	6	2	5	18	48	.558	6	5	17	2	.347	1	0	0-0	31	49	2	.976
31 Mendham, David	.242	24-24	99	15	24	5	0	4	25	41	.414	9	3	9	3	.324	0	0	1-1	157	9	2	.988
4 Ehrhard, Zach	.226	18-15	62	15	14	1	0	1	5	18	.290	9	1	14	1	.333	0	1	3-3	28	1	1	.967
-----																							
8 Daugherty, Ian	.400	5-1	5	2	2	2	0	0	0	4	.800	2	0	2	0	.571	0	0	0-0	19	1	0	1.000
12 Brueggemann, Coli	.300	16-10	40	8	12	3	0	4	20	27	.675	6	0	14	0	.383	1	0	1-1	3	0	0	1.000
13 McLean, Nolan	.256	11-11	39	8	10	1	0	4	7	23	.590	4	0	19	0	.318	1	0	0-1	13	1	2	.875
2 Meola, Aidan	.235	6-4	17	4	4	2	1	0	0	8	.471	1	0	4	0	.278	0	0	0-0	3	5	1	.889
5 Crull, Jaxson	.231	16-3	13	5	3	0	0	0	2	3	.231	5	1	5	0	.474	0	1	2-2	11	0	0	1.000
6 Holt, Brennan	.182	15-3	22	6	4	0	0	1	4	7	.318	6	0	10	0	.357	0	0	1-1	8	0	0	1.000
18 Sylvester, Beau	.158	12-7	19	2	3	1	0	0	0	4	.211	2	0	7	0	.238	0	0	0-0	4	0	0	1.000
15 Turley, Noah	.000	4-0	3	0	0	0	0	0	0	0	.000	0	0	1	0	.000	0	0	0-0	2	0	0	1.000
Totals	.295	24	840	202	248	60	8	46	189	462	.550	129	21	193	17	.398	9	4	18-21	626	193	20	.976
Opponents	.284	24	825	139	234	41	4	30	128	373	.452	109	18	256	14	.376	8	8	29-37	618	215	18	.979

LOB - Team (183), Opp (203). DPs turned - Team (20), Opp (17). IBB - Team (0), Opp (3). Picked off - Mendham 1.

## (Big 12 Conf. games only Sorted by Earned run avg)

Player	era	w-l	app	gs	cg	sho	sv	ip	h	r	er	bb	so	2b	3b	hr	b/avg	wp	hp	bk	sfa	sha
34 Stebens, Isaac	3.86	1-1	12	0	0	0/0	2	25.2	22	17	11	11	40	2	0	1	.234	1	4	0	2	0
55 Abram, Ben	6.02	4-2	8	8	0	0/0	0	40.1	54	27	27	14	42	9	1	13	.318	1	0	2	1	1
23 Watts-Brown, Juaro	6.25	2-4	8	8	0	0/0	0	40.1	36	33	28	31	63	11	2	6	.234	9	6	1	3	2
-----																						
53 Bogusz, Ryan	0.00	0-0	2	0	0	0/0	0	4.1	7	0	0	2	2	0	0	0	.389	0	0	0	0	1
14 Root, Bayden	1.17	2-0	3	0	0	0/0	0	7.2	6	1	1	1	8	1	0	0	.222	0	1	0	0	0
13 McLean, Nolan	1.93	1-1	3	1	0	0/0	0	9.1	10	2	2	8	15	1	0	0	.278	1	0	0	0	1
32 Blake, Drew	2.92	0-0	12	0	0	0/0	0	12.1	12	6	4	3	11	2	0	0	.255	0	1	1	0	1
22 Davis, Gabe	3.97	0-0	7	0	0	0/0	1	11.1	9	5	5	6	16	2	0	3	.225	0	1	0	0	0
25 O'Toole, Evan	5.09	3-1	8	0	0	0/0	0	17.2	23	10	10	9	12	1	0	1	.329	1	1	0	0	1
3 Bengé, Carson	5.40	1-0	4	4	0	0/0	0	15.0	18	9	9	13	15	6	0	2	.300	3	2	0	0	0
27 Hendry, Brian	6.94	1-0	10	3	0	0/0	0	23.1	29	21	18	9	30	5	1	3	.299	0	2	0	2	1
28 Phillips, Brennan	18.00	0-0	1	0	0	0/0	0	1.0	3	2	2	1	2	1	0	0	.500	0	0	0	0	0
52 Benzor, Michael	54.00	0-0	4	0	0	0/0	0	0.1	5	6	2	1	0	0	0	1	.833	0	0	0	0	0
Totals	5.13	15-9	24	24	0	0/0	3	208.2	234	139	119	109	256	41	4	30	.284	16	18	4	8	8
Opponents	8.13	9-15	24	24	1	1/0	3	206.0	248	202	186	129	193	60	8	46	.295	20	21	1	9	4

PB - Team (3), Adkison 3, Opp (3). Pickoffs - Team (4), Adkison 3, Bengé, C. 1, Opp (1). SBA/ATT - Adkison (28-35), Abram (9-10), Bengé, C. (6-7), Watts-Brown (4-6), O'Toole (3-4), Hendry (2-2), Blake (0-2), Davis, G. (2-2), Root (2-2), Daugherty (1-1), Stebens (0-1), McLean (1-1).



# 2023 SUMMARY

Score by innings	1	2	3	4	5	6	7	8	9	EX	Total
Oklahoma State	44	66	64	71	60	47	57	41	10	2	462
Opponents	31	32	45	30	44	20	38	42	11	3	296

## Record when ...

Overall	37-16	After 6 leading	31-3
Conference	15-9	..... trailing	2-11
Non-Conference	22-7	..... tied	4-2
Home games	25-7	After 7 leading	26-3
Away games	11-7	..... trailing	1-9
Neutral site	1-2	..... tied	3-2
Day games	27-5	After 8 leading	28-0
Night games	10-11	..... trailing	1-12
vs Left starter	9-7	..... tied	1-2
vs Right starter	28-9		
1-Run games	4-2	Hit 0 home runs	6-7
2-Run games	5-4	... 1 home run	7-3
5+Run games	23-6	... 2+ home runs	24-6
Extra innings	1-2		
Shutouts	2-2	Opponent 0 home runs	13-4
		..... 1 home run	13-5
Scoring 0-2 runs	3-4	..... 2+ HRs	11-7
..... 3-5 runs	4-6		
..... 6-9 runs	9-6	Made 0 errors	22-6
..... 10+ runs	21-0	.... 1 error	10-6
		.... 2+ errors	5-4
Opponent 0-2 runs	12-0		
..... 3-5 runs	16-2	Opp. made 0 errors	16-9
..... 6-9 runs	7-7	..... 1 error	10-5
..... 10+ runs	2-7	..... 2+ errors	11-2
Scored in 1st inning	16-5		
Opp. scored in 1st	11-4	Out-hit opponent	28-1
Scores first	23-9	Out-hit by opponent	8-14
Opp. scores first	14-7	Hits are tied	1-1

## Record when team scores:

Runs	0	1	2	3	4	5	6	7	8	9	10+
W-L	0-2	1-2	2-0	0-3	2-0	2-3	0-1	3-2	3-1	3-2	21-0

## Record when opponent scores:

Runs	0	1	2	3	4	5	6	7	8	9	10+
W-L	2-0	6-0	4-0	6-0	8-0	2-2	2-1	2-1	2-3	1-2	2-7

## Record when leading after:

Inn.	1	2	3	4	5	6	7	8
W-L	13-4	23-6	26-4	30-5	32-3	31-3	26-3	28-0

## Record when trailing after:

Inn.	1	2	3	4	5	6	7	8
W-L	7-4	6-6	5-8	3-8	2-11	2-11	1-9	1-12

## Record when tied after:

Inn.	1	2	3	4	5	6	7	8
W-L	17-8	8-4	6-4	4-3	3-2	4-2	3-2	1-2

Current winning streak: 1  
 Longest winning streak: 12  
 Longest losing streak: 5

Home attendance : 151922 ( 30 dates avg = 5064 )  
 Away attendance : 96774 ( 21 dates avg = 4608 )  
 Total attendance: 248696 ( 51 dates avg = 4876 )

# 2023 MISCELLANEOUS

Multiple Hit Games	2	3	4	5+	Total
7 Riggio, Roc	14	6	2	-	22
3 Bengé, Carson	15	6	-	-	21
31 Mendham, David	14	3	1	-	18
10 Schubart, Nolan	11	4	2	-	17
17 Wulfert, Tyler	12	2	2	-	16
33 Adkison, Chase	9	4	2	-	15
19 Brown, Marcus	10	4	-	-	14
12 Brueggemann, Coli	10	1	-	-	11
2 Meola, Aidan	8	1	-	-	9
13 McLean, Nolan	7	2	-	-	9
4 Ehrhard, Zach	4	-	-	-	4
5 Crull, Jaxson	2	-	-	-	2
6 Holt, Brennan	1	-	-	-	1
18 Sylvester, Beau	1	-	-	-	1
TEAM	118	33	9	0	160

Multiple RBI Games	2	3	4	5+	Total
7 Riggio, Roc	9	5	1	2	17
31 Mendham, David	9	5	1	1	16
10 Schubart, Nolan	6	5	1	3	15
12 Brueggemann, Coli	5	3	2	1	11
33 Adkison, Chase	4	2	1	2	9
13 McLean, Nolan	3	6	-	-	9
19 Brown, Marcus	7	2	-	-	9
3 Bengé, Carson	4	3	1	1	9
17 Wulfert, Tyler	6	1	1	-	8
2 Meola, Aidan	2	3	-	-	5
4 Ehrhard, Zach	3	-	-	-	3
6 Holt, Brennan	1	-	1	-	2
TEAM	59	35	9	10	113

Hitting Streaks	Longest	Current
17 Wulfert, Tyler	11	1
7 Riggio, Roc	10	1
10 Schubart, Nolan	10	2
31 Mendham, David	10	2
33 Adkison, Chase	8	1
2 Meola, Aidan	8	1
4 Ehrhard, Zach	7	4
3 Bengé, Carson	7	1
19 Brown, Marcus	7	1
12 Brueggemann, Coli	6	-
8 Daugherty, Ian	4	-
13 McLean, Nolan	4	-
5 Crull, Jaxson	3	-
6 Holt, Brennan	2	-
18 Sylvester, Beau	1	-
15 Turley, Noah	1	-

Reached Base Streaks	Longest	Current
7 Riggio, Roc	30	30
10 Schubart, Nolan	24	11
3 Bengé, Carson	17	1
4 Ehrhard, Zach	16	16
33 Adkison, Chase	15	1
2 Meola, Aidan	13	2
31 Mendham, David	13	5
17 Wulfert, Tyler	11	1
12 Brueggemann, Coli	10	-
13 McLean, Nolan	8	-
19 Brown, Marcus	7	1
5 Crull, Jaxson	6	1
8 Daugherty, Ian	5	-
6 Holt, Brennan	4	-
15 Turley, Noah	1	-
26 Smith, Derek	1	-
18 Sylvester, Beau	1	-



# 2023 STARTING LINEUPS

## OSU RECORD BY STARTERS

### Starting Lineup By Position (Team W-L record when starter)

#### PITCHER:

23 Watts-Brown, Juar	14	(9-5)
55 Abram, Ben	12	(9-3)
3 Bengé, Carson	9	(7-2)
27 Hendry, Brian	5	(3-2)
28 Phillips, Brennan	5	(4-1)
39 Keisel, Janzen	3	(3-0)
32 Blake, Drew	2	(1-1)
13 McLean, Nolan	1	(1-0)
53 Bogusz, Ryan	1	(0-1)
14 Root, Bayden	1	(0-1)

#### CATCHER:

33 Adkison, Chase	48	(33-15)
8 Daugherty, Ian	4	(3-1)
26 Smith, Derek	1	(1-0)

#### FIRST BASE:

31 Mendham, David	50	(35-15)
12 Brueggemann, Col	3	(2-1)

#### SECOND BASE:

7 Riggio, Roc	51	(35-16)
6 Holt, Brennan	2	(2-0)

#### THIRD BASE:

17 Wulfert, Tyler	29	(19-10)
2 Meola, Aidan	21	(16-5)
31 Mendham, David	3	(2-1)

#### SHORTSTOP:

19 Brown, Marcus	52	(36-16)
6 Holt, Brennan	1	(1-0)

#### LEFT FIELD:

10 Schubart, Nolan	50	(37-13)
18 Sylvester, Beau	2	(0-2)
6 Holt, Brennan	1	(0-1)

#### CENTER FIELD:

4 Ehrhard, Zach	27	(18-9)
13 McLean, Nolan	13	(10-3)
5 Crull, Jaxson	9	(7-2)
6 Holt, Brennan	4	(2-2)

#### RIGHT FIELD:

3 Bengé, Carson	32	(21-11)
13 McLean, Nolan	12	(9-3)
18 Sylvester, Beau	6	(5-1)
4 Ehrhard, Zach	1	(0-1)
17 Wulfert, Tyler	1	(1-0)
6 Holt, Brennan	1	(1-0)

#### DESIGNATED HITTER:

12 Brueggemann, Col	22	(16-6)
3 Bengé, Carson	13	(11-2)
13 McLean, Nolan	7	(5-2)
17 Wulfert, Tyler	5	(2-3)
18 Sylvester, Beau	4	(2-2)
10 Schubart, Nolan	1	(0-1)
15 Turley, Noah	1	(1-0)

## BY POSITION

Opponent	P	C	1B	2B	3B	SS	LF	CF	RF	DH
Missouri	Watts-Brown	Daugherty	Mendham	Riggio	Wulfert	Brown	Schubart	Ehrhard	McLean	Benge
Vanderbilt	Phillips	Adkison	Mendham	Riggio	Meola	Brown	Sylvester	Ehrhard	McLean	Wulfert
Arkansas	Root	Daugherty	Mendham	Riggio	Meola	Brown	Sylvester	Ehrhard	McLean	Wulfert
Cal Baptist	Keisel	Adkison	Mendham	Riggio	Meola	Brown	Schubart	Ehrhard	McLean	Benge
LMU	Watts-Brown	Daugherty	Mendham	Riggio	Meola	Brown	Schubart	Ehrhard	McLean	Wulfert
LMU	Hendry	Adkison	Mendham	Riggio	Meola	Brown	Schubart	McLean	Benge	Brueggemann
LMU	Phillips	Adkison	Mendham	Riggio	Meola	Brown	Schubart	McLean	Benge	Brueggemann
Missouri St.	Keisel	Adkison	Mendham	Riggio	Meola	Brown	Schubart	McLean	Benge	Brueggemann
Austin Peay	Watts-Brown	Adkison	Mendham	Riggio	Meola	Brown	Schubart	McLean	Wulfert	Sylvester
Austin Peay	Benge	Adkison	Mendham	Riggio	Meola	Brown	Schubart	Crull	McLean	Brueggemann
Austin Peay	Phillips	Adkison	Mendham	Riggio	Meola	Brown	Schubart	McLean	Benge	Brueggemann
Arizona State	Keisel	Adkison	Mendham	Riggio	Meola	Brown	Schubart	McLean	Benge	Brueggemann
Arizona State	Abram	Adkison	Mendham	Riggio	Meola	Brown	Schubart	McLean	Holt	Benge
Utah Tech	Watts-Brown	Adkison	Mendham	Riggio	Meola	Brown	Schubart	McLean	Benge	Brueggemann
Utah Tech	Benge	Smith	Mendham	Riggio	Meola	Brown	Schubart	Crull	McLean	Benge
Utah Tech	Hendry	Adkison	Brueggemann	Riggio	Mendham	Brown	Schubart	Crull	McLean	Benge
Utah Tech	Phillips	Adkison	Mendham	Riggio	Meola	Holt	Schubart	McLean	Sylvester	Turley
DBU	Abram	Adkison	Mendham	Riggio	Meola	Brown	Schubart	Crull	Benge	Brueggemann
Texas Tech	Hendry	Adkison	Mendham	Riggio	Meola	Brown	Schubart	Crull	Benge	Brueggemann
Texas Tech	Abram	Adkison	Mendham	Riggio	Meola	Brown	Schubart	McLean	Sylvester	Wulfert
Texas Tech	Watts-Brown	Adkison	Mendham	Riggio	Meola	Brown	Schubart	McLean	Sylvester	Wulfert
Wichita St.	Benge	Adkison	Mendham	Riggio	Meola	Brown	Schubart	Crull	McLean	Benge
Baylor	Hendry	Adkison	Mendham	Riggio	Meola	Brown	Schubart	Crull	McLean	Benge
Baylor	Abram	Adkison	Mendham	Riggio	Wulfert	Brown	Schubart	Holt	Benge	McLean
Baylor	Watts-Brown	Adkison	Brueggemann	Riggio	Mendham	Brown	Schubart	Holt	Benge	McLean
Dallas Baptist	Benge	Adkison	Brueggemann	Riggio	Mendham	Brown	Schubart	Holt	McLean	Benge
Texas	Abram	Adkison	Mendham	Riggio	Wulfert	Brown	Schubart	McLean	Benge	Sylvester
Texas	Watts-Brown	Adkison	Mendham	Riggio	Wulfert	Brown	Schubart	McLean	Benge	Brueggemann
Texas	Hendry	Adkison	Mendham	Riggio	Wulfert	Brown	Schubart	Crull	Benge	Brueggemann
Wichita St.	Bogusz	Adkison	Mendham	Riggio	Wulfert	Brown	Schubart	Holt	Benge	Brueggemann
TCU	Benge	Adkison	Mendham	Riggio	Wulfert	Brown	Schubart	Ehrhard	Sylvester	Benge
TCU	Abram	Adkison	Mendham	Riggio	Wulfert	Brown	Schubart	Ehrhard	Benge	Brueggemann
TCU	Watts-Brown	Adkison	Mendham	Riggio	Wulfert	Brown	Schubart	Ehrhard	Benge	Brueggemann
Oral Roberts	Blake	Adkison	Mendham	Riggio	Wulfert	Brown	Schubart	Ehrhard	Benge	Brueggemann
West Virginia	Watts-Brown	Adkison	Mendham	Riggio	Wulfert	Brown	Schubart	Ehrhard	Benge	Sylvester
West Virginia	Abram	Adkison	Mendham	Riggio	Wulfert	Brown	Holt	Ehrhard	Benge	Schubart
West Virginia	Benge	Adkison	Mendham	Riggio	Wulfert	Brown	Schubart	Ehrhard	Sylvester	Benge
Oklahoma	Blake	Adkison	Mendham	Riggio	Wulfert	Brown	Schubart	Ehrhard	Benge	Brueggemann
Kansas	Watts-Brown	Adkison	Mendham	Riggio	Wulfert	Brown	Schubart	Ehrhard	Benge	Brueggemann
Kansas	Abram	Daugherty	Mendham	Riggio	Wulfert	Brown	Schubart	Ehrhard	Benge	Brueggemann
Kansas	Benge	Adkison	Mendham	Riggio	Wulfert	Brown	Schubart	Ehrhard	Sylvester	Benge
Michigan	Watts-Brown	Adkison	Mendham	Holt	Wulfert	Brown	Schubart	Ehrhard	Benge	Sylvester
Michigan	Abram	Adkison	Mendham	Holt	Wulfert	Brown	Schubart	Ehrhard	Benge	Brueggemann
Oral Roberts	Benge	Adkison	Mendham	Riggio	Wulfert	Brown	Schubart	Crull	Ehrhard	Benge
ETSU	Watts-Brown	Adkison	Mendham	Riggio	Wulfert	Brown	Schubart	Ehrhard	Benge	McLean
ETSU	Abram	Adkison	Mendham	Riggio	Wulfert	Brown	Schubart	Ehrhard	Benge	Brueggemann
ETSU	Phillips	Adkison	Mendham	Riggio	Wulfert	Brown	Schubart	Ehrhard	Benge	McLean
Kansas State	Watts-Brown	Adkison	Mendham	Riggio	Wulfert	Brown	Schubart	Ehrhard	Benge	McLean
Kansas State	Abram	Adkison	Mendham	Riggio	Wulfert	Brown	Schubart	Ehrhard	Benge	Brueggemann
Kansas State	Benge	Adkison	Mendham	Riggio	Wulfert	Brown	Schubart	Ehrhard	McLean	Benge
Oklahoma	McLean	Adkison	Mendham	Riggio	Wulfert	Brown	Schubart	Ehrhard	Benge	Brueggemann
Oklahoma	Watts-Brown	Adkison	Mendham	Riggio	Wulfert	Brown	Schubart	Ehrhard	Benge	McLean
Oklahoma	Abram	Adkison	Mendham	Riggio	Wulfert	Brown	Schubart	Ehrhard	Benge	McLean

\* Pinch-hitter in OSU DH spot's first at-bat of game with pitcher listed in starting lineup





# 2023 STARTING LINEUPS/HOLLIDAY vs. THE NATION

## HOLLIDAY RECORD VS. OPPONENTS

<b>Team</b>	<b>Record</b>
Abilene Christian	4-0
Alcorn State	6-0
Arizona	1-3
<b>Arizona State</b>	<b>11-5</b>
<b>Arkansas</b>	<b>3-5</b>
Arkansas-Pine Bluff	2-0
Auburn	0-1
<b>Austin Peay</b>	<b>3-0</b>
<b>Baylor</b>	<b>19-11</b>
Binghamton	1-0
Bowling Green	1-0
BYU	5-1
<b>Cal Baptist</b>	<b>1-0</b>
Cal State Fullerton	2-0
Central Arkansas	2-3
Clemson	2-0
Creighton	1-0
<b>Dallas Baptist</b>	<b>8-4</b>
<b>East Tennessee State</b>	<b>3-0</b>
Eastern Michigan	1-2
Gonzaga	1-3
Grand Canyon	8-4-1
Harvard	1-0
Illinois	1-3
Illinois State	3-0
Indiana State	2-1
Incarnate Word	3-0
Iona	4-0
Iowa	2-4
<b>Kansas</b>	<b>21-10</b>
<b>Kansas State</b>	<b>26-5</b>
Lamar	1-2
Little Rock	6-1
Louisville	0-1
<b>Loyola Marymount</b>	<b>4-2</b>
Manhattan	1-0
Marist	2-0
Miami (Fla.)	1-1
<b>Michigan</b>	<b>7-2</b>
<b>Missouri</b>	<b>1-0</b>
<b>Missouri State</b>	<b>15-3</b>
NJIT	3-0
Nebraska	5-0
New Mexico	4-1
New Orleans	2-0
North Carolina	0-3
Northwestern State	3-0
Oakland	3-1
<b>Oklahoma</b>	<b>32-12</b>
<b>Oral Roberts</b>	<b>5-13</b>
Oregon State	3-1
Pacific	1-0
Prarie View A&M	2-0
Rutgers	1-0
Saint Louis	2-1
Sam Houston	0-1
San Diego	1-2
Seton Hall	4-1-1
South Carolina	2-0
South Florida	2-0
South Dakota State	2-1
Southeast Missouri State	3-0
Southeastern Louisiana	2-1
Southeastern Oklahoma State	1-0
Stephen F. Austin	2-1
St. John's	1-1
Stetson	0-2
<b>TCU</b>	<b>17-21</b>
<b>Texas</b>	<b>26-14</b>
Texas A&M	1-0
Texas State	4-2
<b>Texas Tech</b>	<b>12-23</b>
UCLA	0-2
UConn	1-1
UC Davis	2-1
UC Irvine	0-2
UC Santa Barbara	1-2
ULM	0-1
UNCW	3-0
USC	1-0
UT Arlington	2-1
UT Rio Grande Valley (UTPA)	7-2
Utah	1-0
<b>Utah Tech</b>	<b>4-0</b>
<b>Vanderbilt</b>	<b>3-4</b>
Washington	1-0
Washington State	1-0
<b>West Virginia</b>	<b>20-15</b>
Western Illinois	2-0
<b>Wichita State</b>	<b>14-4</b>
Wright State	4-1

Bold indicates 2023 opponent

## BY BATTING ORDER

<b>Opponent</b>	<b>1</b>	<b>2</b>	<b>3</b>	<b>4</b>	<b>5</b>	<b>6</b>	<b>7</b>	<b>8</b>	<b>9</b>
Missouri	Ehrhard	Riggio	Benge	McLean	Mendham	Wulfert	Brown	Schubart	Daugherty
Vanderbilt	Ehrhard	Riggio	McLean	Wulfert	Mendham	Meola	Brown	Sylvester	Adkison
Arkansas	Ehrhard	Riggio	McLean	Mendham	Wulfert	Meola	Brown	Sylvester	Daugherty
Cal Baptist	Ehrhard	Riggio	McLean	Mendham	Benge	Meola	Schubart	Brown	Adkison
LMU	Riggio	Ehrhard	McLean	Mendham	Wulfert	Schubart	Meola	Brown	Daugherty
LMU	Riggio	Benge	McLean	Mendham	Schubart	Meola	Brown	Brueggemann	Adkison
LMU	Riggio	Benge	McLean	Mendham	Schubart	Meola	Brown	Brueggemann	Adkison
Missouri St.	Riggio	Benge	McLean	Mendham	Schubart	Brueggemann	Meola	Brown	Adkison
Austin Peay	Riggio	Wulfert	Mendham	McLean	Schubart	Meola	Brown	Sylvester	Adkison
Austin Peay	Crull	Riggio	Mendham	McLean	Schubart	Meola	Brueggemann	Brown	Adkison
Austin Peay	Benge	Riggio	Mendham	McLean	Schubart	Brueggemann	Meola	Brown	Adkison
Arizona State	Benge	Riggio	Mendham	McLean	Schubart	Brueggemann	Brown	Meola	Adkison
Arizona State	Holt	Riggio	Mendham	McLean	Schubart	Benge	Brown	Meola	Adkison
Utah Tech	Benge	Riggio	Mendham	McLean	Schubart	Brueggemann	Meola	Brown	Adkison
Utah Tech	Crull	Riggio	Mendham	McLean	Schubart	Benge	Meola	Brown	Smith
Utah Tech	Crull	Riggio	Mendham	McLean	Schubart	Benge	Brueggemann	Brown	Adkison
Utah Tech	Riggio	Meola	Mendham	McLean	Schubart	Sylvester	Turley	Holt	Adkison
DBU	Crull	Riggio	Mendham	Schubart	Benge	Brueggemann	Meola	Brown	Adkison
Texas Tech	Crull	Riggio	Mendham	Schubart	Benge	Brueggemann	Meola	Brown	Adkison
Texas Tech	Riggio	Meola	Mendham	McLean	Schubart	Wulfert	Sylvester	Brown	Adkison
Texas Tech	Riggio	Meola	Mendham	McLean	Schubart	Wulfert	Sylvester	Brown	Adkison
Wichita St.	Crull	Riggio	Mendham	McLean	Schubart	Benge	Brown	Brown	Adkison
Baylor	Crull	Riggio	Mendham	McLean	Schubart	Benge	Meola	Brown	Adkison
Baylor	Holt	Riggio	Mendham	McLean	Schubart	Benge	Wulfert	Brown	Adkison
Baylor	Holt	Riggio	Mendham	McLean	Schubart	Benge	Brueggemann	Brown	Adkison
Dallas Baptist	Holt	Riggio	Mendham	McLean	Schubart	Benge	Brueggemann	Brown	Adkison
Texas	Riggio	Wulfert	Mendham	McLean	Schubart	Benge	Sylvester	Brown	Adkison
Texas	Riggio	Wulfert	Mendham	McLean	Schubart	Benge	Brueggemann	Adkison	Brown
Texas	Crull	Riggio	Mendham	Schubart	Benge	Wulfert	Brueggemann	Adkison	Brown
Wichita St.	Holt	Riggio	Mendham	Schubart	Benge	Brueggemann	Wulfert	Brown	Adkison
TCU	Ehrhard	Riggio	Mendham	Wulfert	Schubart	Benge	Sylvester	Brown	Adkison
TCU	Ehrhard	Riggio	Mendham	Schubart	Benge	Brueggemann	Wulfert	Brown	Adkison
Oral Roberts	Ehrhard	Riggio	Mendham	Wulfert	Schubart	Benge	Brueggemann	Adkison	Brown
West Virginia	Ehrhard	Riggio	Mendham	Wulfert	Schubart	Benge	Sylvester	Adkison	Brown
West Virginia	Holt	Riggio	Benge	Wulfert	Schubart	Ehrhard	Mendham	Adkison	Brown
West Virginia	Ehrhard	Riggio	Benge	Schubart	Adkison	Mendham	Wulfert	Sylvester	Brown
Oklahoma	Ehrhard	Riggio	Benge	Schubart	Adkison	Mendham	Wulfert	Brueggemann	Brown
Kansas	Ehrhard	Riggio	Benge	Schubart	Adkison	Mendham	Wulfert	Brueggemann	Brown
Kansas	Ehrhard	Riggio	Benge	Schubart	Mendham	Wulfert	Brueggemann	Brown	Daugherty
Kansas	Ehrhard	Riggio	Benge	Adkison	Schubart	Wulfert	Mendham	Sylvester	Brown
Michigan	Ehrhard	Brown	Benge	Adkison	Schubart	Wulfert	Mendham	Sylvester	Holt
Michigan	Ehrhard	Brown	Benge	Adkison	Schubart	Wulfert	Mendham	Brueggemann	Holt
Oral Roberts	Ehrhard	Riggio	Benge	Adkison	Schubart	Wulfert	Mendham	Crull	Brown
ETSU	Ehrhard	Riggio	Benge	Adkison	Schubart	Wulfert	Mendham	McLean	Brown
ETSU	Ehrhard	Riggio	Benge	Adkison	Schubart	Wulfert	Mendham	Brueggemann	Brown
ETSU	Ehrhard	Riggio	Benge	Adkison	Schubart	Wulfert	Mendham	McLean	Brown
Kansas State	Ehrhard	Riggio	Benge	Adkison	Schubart	Wulfert	Mendham	McLean	Brown
Kansas State	Ehrhard	Riggio	Benge	Adkison	Schubart	Wulfert	Brueggemann	Mendham	Brown
Kansas State	Ehrhard	Riggio	Benge	Adkison	Schubart	Wulfert	Mendham	McLean	Brown
Oklahoma	Ehrhard	Riggio	Benge	Adkison	Schubart	Wulfert	Brueggemann	Mendham	Brown
Oklahoma	Ehrhard	Riggio	Benge	Adkison	Schubart	Wulfert	McLean	Mendham	Brown
Oklahoma	Ehrhard	Riggio	Benge	Adkison	Schubart	Wulfert	McLean	Mendham	Brown

\* Pinch-hitter in OSU DH spot's first at-bat of game with pitcher listed in starting lineup



# PLAYER OSU CAREER/SEASON HIGHS

**#55 Ben Abram, RHP**  
*Season/OSU Career Highs*

IP	6.1	vs. Baylor	March 25
H	9	vs. Texas	March 31
R	5	last time vs. West Virginia	April 15
ER	5	last time vs. West Virginia	April 15
BB	3	last time vs. West Virginia	April 15
SO	10	vs. Baylor	March 25

**#33 Chase Adkison, C**  
*Season/OSU Career Highs*

H	4	last time vs. Dallas Baptist	March 14
R	3	last time vs. Kansas State	May 13
RBI	6	last time vs. ETSU	May 6
BB	3	vs. ETSU	May 5
SO	3	last time vs. Kansas	April 23
SB	1	last time vs. ETSU	May 5

**#3 Carson Benge, OF/RHP**  
*Season/Career Highs (Hitting)*

H	3	last time vs. ETSU	May 7
R	3	last time vs. ETSU	May 7
RBI	5	vs. Baylor	March 25
BB	4	vs. Oklahoma	April 18
SO	3	vs. Oral Roberts	May 2
SB	2	vs. Texas Tech	March 17

*Season/Career Highs (Pitching)*

IP	5.1	vs. Oral Roberts	May 2
H	6	vs. West Virginia	April 16
R	5	vs. Dallas Baptist	March 28
ER	5	vs. Dallas Baptist	March 28
BB	5	vs. West Virginia	April 16
SO	9	vs. Oral Roberts	May 2

**#52 Michael Benzor, LHP**  
*Season/Career Highs*

IP	1.2	vs. Utah Tech	March 11
H	4	vs. Texas Tech	March 19
R	4	vs. Texas Tech	March 19
ER	1	last time vs. West Virginia	April 16
BB	1	last time vs. Michigan	April 29
SO	5	vs. Utah Tech	March 11

**#32 Drew Blake, LHP**  
*Season/OSU Career Highs*

IP	4.0	vs. Texas	April 2
H	3	vs. Arkansas	Feb. 19
R	3	last time vs. Oklahoma	April 18
ER	3	last time vs. Oklahoma	April 18
BB	2	last time vs. Arkansas	Feb. 19
SO	5	vs. Texas	April 2

**#53 Ryan Bogusz, RHP**  
*Season Highs*

IP	3.0	last time vs. ETSU	May 7
H	5	vs. Wichita State	April 4
R	2	last time vs. Wichita State	April 4
ER	2	last time vs. Wichita State	April 4
BB	2	vs. Oklahoma	April 18
SO	3	vs. Dallas Baptist	March 28

<i>Career Highs</i>			
IP	8.0	vs. Texas	5/28/22
H	5	vs. Texas	5/28/22
R	6	vs. Missouri State	6/5/22
ER	6	vs. Missouri State	6/5/22
BB	3	vs. Texas	5/28/22
SO	5	last time vs. Arkansas	6/6/22

**#19 Marcus Brown, INF**  
*Season Highs*

H	3	last time vs. Kansas State	May 13
R	3	vs. Austin Peay	March 3
RBI	3	last time vs. West Virginia	April 16
BB	1	last time vs. Kansas	April 21
SO	2	last time vs. Oklahoma	May 18
SB	1	last time vs. Michigan	April 29

<i>Career Highs</i>			
H	5	last time vs. Missouri State	6/5/22
R	5	vs. Missouri State	6/5/22
RBI	3	last time vs. West Virginia	April 16
BB	3	vs. West Virginia	4/17/22
SO	3	vs. Gonzaga	3/4/22
SB	1	last time vs. Michigan	April 29

**#12 Colin Brueggemann, 1B/DH**  
*Season/Career Highs*

H	3	vs. Dallas Baptist	March 14
R	3	vs. Dallas Baptist	March 14
RBI	5	vs. Oklahoma	May 18
BB	4	vs. ETSU	May 6
SO	3	vs. Dallas Baptist	March 28
SB	1	vs. Kansas	April 21

**#5 Jaxson Crull, OF**  
*Season Highs*

H	2	last time vs. Utah Tech	March 11
R	2	last time vs. Wichita State	March 22
RBI	1	last time vs. ETSU	May 6
BB	3	vs. Texas Tech	March 17
SO	2	last time vs. Baylor	March 24
SB	1	last time vs. TCU	April 6

<i>Career Highs</i>			
H	2	last time vs. Utah Tech	March 11
R	2	last time vs. Wichita State	March 22
RBI	2	last time vs. Missouri State	6/5/22
BB	3	vs. Texas Tech	March 17
SO	3	vs. Texas Tech	3/19/21
SB	2	vs. Gonzaga	3/4/22

**#8 Ian Daugherty, C**  
*Season Highs*

H	1	last time vs. Kansas State	May 13
R	1	last time vs. ETSU	May 7
RBI	1	vs. Missouri	Feb. 17
BB	2	vs. Kansas	April 22
SO	2	last time vs. LMU	Feb. 25
SB	1	vs. Michigan	April 30

<i>Career Highs</i>			
H	3	vs. Wichita State	4/26/22
R	3	vs. Missouri State	6/5/22
RBI	3	vs. Wichita State	4/26/22
BB	3	vs. Missouri State	6/5/22
SO	3	vs. Missouri State	6/5/22
SB	1	last time vs. Michigan	April 30

**#22 Gabe Davis, RHP**  
*Season/OSU Career Highs*

IP	3.0	last time vs. Kansas State	May 13
H	5	vs. Oral Roberts	April 11
R	6	vs. Oral Roberts	April 11
ER	6	vs. Oral Roberts	April 11
BB	4	vs. Arkansas	Feb. 19
SO	7	vs. Kansas	April 22

**#4 Zach Ehrhard, OF**  
*Season Highs*

H	2	last time vs. Kansas State	May 14
R	3	last time vs. Kansas State	May 13
RBI	2	last time vs. ETSU	May 6
BB	3	vs. Oklahoma	April 18
SO	3	last time vs. Oral Roberts	April 11
SB	2	last time vs. Michigan	April 29

<i>Career Highs</i>			
H	3	last time vs. Baylor	5/26/22
R	3	last time vs. Kansas State	May 13
RBI	2	last time vs. Michigan	April 29
BB	5	vs. Missouri State	6/5/22
SO	3	last time vs. Oral Roberts	April 11
SB	2	last time vs. Michigan	April 29

**#27 Brian Hendry, RHP**  
*Season/OSU Career Highs*

IP	6.0	vs. Utah Tech	March 11
H	7	vs. Baylor	March 24
R	7	vs. Baylor	March 24
ER	7	vs. Baylor	March 24
BB	3	last time vs. Texas	April 2
SO	13	vs. Utah Tech	March 11

**#36 Brant Hogue, LHP**  
*Season/Career Highs*

IP	0.2	vs. Missouri	Feb. 17
H	2	vs. LMU	Feb. 25
R	n/a		
ER	n/a		
BB	1	vs. Arizona State	March 8
SO	n/a		

**#6 Brennan Holt, INF**  
*Season Highs*

H	2	vs. Baylor	March 26
R	2	vs. Baylor	March 25
RBI	4	vs. Baylor	March 26
BB	2	last time vs. West Virginia	April 16
SO	3	vs. West Virginia	April 15
SB	1	last time vs. Michigan	April 29

**#39 Janzen Keisel, RHP**  
*Season/OSU Career Highs*

IP	5.1	vs. California Baptist	Feb. 21
H	6	vs. Missouri State	Feb. 28
R	5	vs. Missouri State	Feb. 28
ER	5	vs. Missouri State	Feb. 28
BB	4	vs. Arizona State	March 8
SO	11	vs. California Baptist	Feb. 21

**#45 Landry Kyle, RHP**  
*Career Highs*

IP	1.0	last time vs. Seton Hall	3/18/22
H	n/a		
R	n/a		
ER	n/a		
BB	1	last time vs. Oklahoma	4/9/22
SO	2	last time vs. Seton Hall	3/18/22



# PLAYER OSU CAREER/SEASON HIGHS

**#13 Nolan McLean, INF/OF/RHP***Season Highs (Hitting)*

H	3	last time vs. Baylor	March 26
R	4	vs. Austin Peay	March 3
RBI	3	last time vs. Wichita State	March 22
BB	3	last time vs. Missouri State	Feb. 28
SO	4	vs. Baylor	March 24
SB	2	vs. Missouri State	Feb. 28

*Career Highs (Hitting)*

H	4	vs. TCU	4/22/22
R	4	vs. Missouri State	6/5/22
RBI	4	last time vs. TCU	4/22/22
BB	3	last time vs. Missouri State	Feb. 28
SO	4	last time vs. Baylor	March 25
SB	2	vs. Missouri State	Feb. 28

*Season Highs (Pitching)*

IP	4.0	vs. Baylor	March 24
H	5	vs. ETSU	May 6
R	3	vs. ETSU	May 6
ER	1	last time vs. Oklahoma	May 18
BB	4	vs. Oklahoma	May 18
SO	7	vs. Baylor	March 24

*Career Highs (Pitching)*

IP	4.0	vs. Baylor	March 24
H	4	vs. Texas Tech	March 17
R	4	last time vs. Arkansas	6/4/22
ER	4	last time vs. Arkansas	6/4/22
BB	4	vs. Oklahoma	May 18
SO	7	vs. Baylor	March 24

**#31 David Mendham, INF***Season Highs*

H	4	vs. Austin Peay	March 3
R	4	vs. Austin Peay	March 3
RBI	5	vs. Oklahoma	April 18
BB	2	last time vs. West Virginia	April 16
SO	2	last time vs. ETSU	May 6
SB	1	vs. Baylor	March 26

*OSU Career Highs*

H	4	vs. Austin Peay	March 3
R	4	vs. Austin Peay	March 3
RBI	5	vs. Oklahoma	April 18
BB	3	last time vs. SE Missouri State	5/7/22
SO	3	last time vs. Texas Tech	5/15/22
SB	1	vs. Baylor	March 26

**#2 Aidan Meola, INF***Season/Career Highs*

H	3	vs. Arizona State	March 8
R	2	last time vs. Texas Tech	March 17
RBI	3	last time vs. Utah Tech	March 12
BB	1	last time vs. Dallas Baptist	March 14
SO	3	vs. Utah Tech	March 11
SB	1	vs. Arizona State	March 7

**#25 Evan O'Toole, RHP***Season/Career Highs*

IP	5.0	vs. Oklahoma	May 18
H	5	last time vs. Oklahoma	May 18
R	5	vs. Arkansas	Feb. 19
ER	4	vs. Baylor	March 25
BB	3	vs. TCU	April 6
SO	4	vs. Oklahoma	May 18

**#28 Brennan Phillips, LHP***Season/Career Highs*

IP	6.0	vs. LMU	Feb. 26
H	7	vs. Austin Peay	March 5
R	7	vs. Vanderbilt	Feb. 18
ER	7	vs. Vanderbilt	Feb. 18
BB	3	vs. ETSU	May 7
SO	5	vs. LMU	Feb. 26

**#7 Roc Riggio, INF***Season Highs*

H	4	last time vs. Oral Roberts	May 2
R	3	last time vs. Kansas State	May 13
RBI	5	last time vs. Oral Roberts	May 2
BB	3	last time vs. ETSU	May 6
SO	3	vs. Baylor	March 24
SB	1	last time vs. ETSU	May 6

*Career Highs*

H	5	vs. Missouri State	6/5/22
R	3	last time vs. Kansas State	May 13
RBI	7	vs. Missouri State	6/5/22
BB	3	last time vs. ETSU	May 6
SO	4	last time vs. Texas	5/1/22
SB	1	last time vs. ETSU	May 6

**#14 Bayden Root, RHP***Season Highs*

IP	5.2	vs. Austin Peay	March 5
H	4	vs. Arkansas	Feb. 19
R	5	vs. Arkansas	Feb. 19
ER	5	vs. Arkansas	Feb. 19
BB	4	vs. Utah Tech	March 11
SO	6	vs. Austin Peay	March 5

*OSU Career Highs*

IP	5.2	vs. Austin Peay	March 5
H	5	vs. Oral Roberts	4/19/22
R	6	vs. Oral Roberts	4/19/22
ER	6	vs. Oral Roberts	4/19/22
BB	4	vs. Utah Tech	March 11
SO	6	vs. Austin Peay	March 5

**#10 Nolan Schubart, 1B/OF***Season/Career Highs*

H	4	last time vs. Kansas State	May 12
R	4	last time vs. ETSU	May 7
RBI	10	vs. ETSU	May 7
BB	3	vs. Baylor	March 24
SO	3	last time vs. Kansas State	May 13
SB	1	vs. Texas	April 1

**#30 Kade Shatwell, RHP***Season/Career Highs*

IP	1.1	vs. Arkansas	Feb. 19
H	2	vs. Wichita State	April 4
R	2	vs. Wichita State	April 4
ER	2	vs. Wichita State	April 4
BB	1	last time vs. Wichita State	April 4
SO	2	vs. Arkansas	Feb. 19

**#26 Derek Smith, C***Season/Career Highs*

H	n/a		
R	n/a		
RBI	n/a		
BB	n/a		
SO	3	vs. Utah Tech	March 11
SB	n/a		

**#34 Isaac Stebens, RHP***Season/Career Highs*

IP	6.0	vs. Utah Tech	March 12
H	4	vs. LMU	Feb. 25
R	5	vs. TCU	April 8
ER	5	vs. TCU	April 8
BB	3	vs. West Virginia	April 15
SO	6	vs. Utah Tech	March 12

**#18 Beau Sylvester, C/OF***Season/Career Highs*

H	2	vs. Vanderbilt	Feb. 18
R	2	vs. Vanderbilt	Feb. 18
RBI	1	last time vs. Austin Peay	March 3
BB	1	last time vs. Kansas	April 23
SO	2	last time vs. Michigan	April 29
SB	n/a		

**#15 Noah Turley, 1B/OF***Season/Career Highs*

H	1	last time vs. Wichita State	April 4
R	1	vs. Utah Tech	March 12
RBI	1	vs. Utah Tech	March 12
BB	n/a		
SO	1	last time vs. TCU	April 7
SB	n/a		

**#24 Ryan Ure, LHP***Career Highs*

IP	2.0	last time vs. Seton Hall	3/20/22
H	2	last time vs. Arkansas	6/4/22
R	3	vs. Dallas Baptist	5/10/22
ER	3	vs. Dallas Baptist	5/10/22
BB	2	last time vs. Wichita State	4/12/22
SO	5	vs. Seton Hall	3/20/22

**#23 Juaron Watts-Brown, RHP***Season/OSU Career Highs*

IP	8.0	vs. Texas	April 1
H	7	last time vs. Kansas State	May 12
R	8	vs. Texas Tech	March 19
ER	6	vs. Kansas State	May 12
BB	6	vs. West Virginia	April 14
SO	13	last time vs. Baylor	March 26

**#17 Tyler Wulftert, INF***Season/Career Highs*

H	4	last time vs. Kansas State	May 13
R	3	last time vs. Oklahoma	May 18
RBI	4	vs. TCU	April 8
BB	2	vs. Oklahoma	April 18
SO	3	vs. Missouri	Feb. 17
SB	1	last time vs. Texas	April 1



# PLAYER OSU CAREER STATISTICS

## Adkison, Chase

Year	avg	gp-gs	ab	r	h	2b	3b	hr	rbi	tb	slg%	bb	hbp	so	gdp	ob%	sf	sh	sb-att	po	a	e	fld%
2022	.240	52-43	146	30	35	7	0	4	25	54	.370	15	4	26	0	.316	6	2	1-2	436	38	1	.998
2023	.339	48-48	165	45	56	9	1	7	42	88	.533	23	7	32	4	.439	1	4	4-5	454	50	2	.996
TOTAL	.293	100-91	311	75	91	16	1	11	67	142	.457	38	11	58	4	.381	7	6	5-7	890	88	3	.997

## Bogusz, Ryan

Year	avg	gp-gs	ab	r	h	2b	3b	hr	rbi	tb	slg%	bb	hbp	so	gdp	ob%	sf	sh	sb-att	po	a	e	fld%
2022	.000	0-0	0	0	0	0	0	0	0	0	.000	0	0	0	0	.000	0	0	0-0	1	0	1	.500
2023	.000	0-0	0	0	0	0	0	0	0	0	.000	0	0	0	0	.000	0	0	0-0	2	1	0	1.000
TOTAL	.000	0-0	0	0	0	0	0	0	0	0	.000	0	0	0	0	.000	0	0	0-0	3	1	1	.800

Year	era	w-l	app	qs	cq	sho	sv	ip	h	r	er	bb	so	2b	3b	hr	bf	bavg	wp	hbp	bk	sfa	sha
2020	6.75	0-0	5	0	0	0/0	0	4.0	6	3	3	0	5	0	0	0	19	.333	1	0	0	1	0
2022	3.86	3-1	20	3	0	0/0	1	37.1	32	19	16	16	34	8	1	1	162	.229	4	4	0	1	1
2023	2.60	1-1	9	1	0	0/0	0	17.1	25	5	5	5	11	3	0	3	79	.352	0	0	1	1	2
TOTAL	3.68	4-2	34	4	0	0/0	1	58.2	63	27	24	21	50	11	1	4	260	.275	5	4	1	3	3

## Brown, Marcus

Year	avg	gp-gs	ab	r	h	2b	3b	hr	rbi	tb	slg%	bb	hbp	so	gdp	ob%	sf	sh	sb-att	po	a	e	fld%
2021	.364	24-10	44	9	16	2	0	0	7	18	.409	3	4	7	0	.442	1	0	1-3	18	22	2	.952
2022	.316	64-61	247	44	78	15	2	4	31	109	.441	21	5	38	6	.378	2	3	5-5	75	134	11	.950
2023	.265	52-52	185	37	49	10	2	8	34	87	.470	11	14	37	4	.347	3	1	3-5	66	117	7	.963
TOTAL	.300	140-123	476	90	143	27	4	12	72	214	.450	35	23	82	10	.372	6	4	9-13	159	273	20	.956

## Crull, Jaxson

Year	avg	gp-gs	ab	r	h	2b	3b	hr	rbi	tb	slg%	bb	hbp	so	gdp	ob%	sf	sh	sb-att	po	a	e	fld%
2021	.222	12-7	27	7	6	1	1	0	2	9	.333	4	1	10	0	.333	1	2	1-2	14	0	0	1.000
2022	.262	56-5	42	18	11	3	0	0	8	14	.333	5	1	11	1	.347	1	5	6-6	20	0	0	1.000
2023	.238	40-9	42	14	10	1	0	1	7	14	.333	10	3	14	1	.411	1	1	4-4	24	0	0	1.000
TOTAL	.243	108-21	111	39	27	5	1	1	17	37	.333	19	5	35	2	.370	3	8	11-12	58	0	0	1.000

## Daugherty, Ian

Year	avg	gp-gs	ab	r	h	2b	3b	hr	rbi	tb	slg%	bb	hbp	so	gdp	ob%	sf	sh	sb-att	po	a	e	fld%
2022	.309	31-21	68	11	21	4	0	1	12	28	.412	10	2	22	0	.402	2	0	1-1	224	13	1	.996
2023	.286	13-4	14	5	4	2	0	0	1	6	.429	4	0	8	0	.444	0	1	1-1	59	3	0	1.000
TOTAL	.305	44-25	82	16	25	6	0	1	13	34	.415	14	2	30	0	.410	2	1	2-2	283	16	1	.997

## Ehrhard, Zach

Year	avg	gp-gs	ab	r	h	2b	3b	hr	rbi	tb	slg%	bb	hbp	so	gdp	ob%	sf	sh	sb-att	po	a	e	fld%
2022	.332	58-55	220	60	73	8	0	3	31	90	.409	33	8	48	2	.429	5	4	18-23	99	3	0	1.000
2023	.234	34-28	111	29	26	5	0	2	11	37	.333	22	4	29	2	.380	0	2	10-10	49	1	1	.980
TOTAL	.299	92-83	331	89	99	13	0	5	42	127	.384	55	12	77	4	.412	5	6	28-33	148	4	1	.993

## Kyle, Landry

Year	avg	gp-gs	ab	r	h	2b	3b	hr	rbi	tb	slg%	bb	hbp	so	gdp	ob%	sf	sh	sb-att	po	a	e	fld%
2022	.000	0-0	0	0	0	0	0	0	0	0	.000	0	0	0	0	.000	0	0	0-0	0	1	0	1.000
TOTAL	.000	0-0	0	0	0	0	0	0	0	0	.000	0	0	0	0	.000	0	0	0-0	0	1	0	1.000

Year	era	w-l	app	qs	cq	sho	sv	ip	h	r	er	bb	so	2b	3b	hr	bf	bavg	wp	hbp	bk	sfa	sha
2022	0.00	1-0	4	0	0	0/0	0	2.2	0	0	0	2	5	0	0	0	11	.000	0	1	0	0	0
TOTAL	0.00	1-0	4	0	0	0/0	0	2.2	0	0	0	2	5	0	0	0	11	.000	0	1	0	0	0





# PLAYER OSU CAREER STATISTICS

## McLean, Nolan

Year	avg	gp-gs	ab	r	h	2b	3b	hr	rbi	tb	slg%	bb	hbp	so	gdp	ob%	sf	sh	sb-att	po	a	e	fld%
2021	.263	39-39	137	36	36	10	1	8	20	72	.526	27	8	50	1	.410	1	0	1-2	62	19	4	.953
2022	.285	63-63	242	55	69	16	1	19	47	144	.595	37	9	107	4	.397	2	0	2-4	44	79	4	.969
2023	.275	32-32	109	29	30	6	1	9	29	65	.596	24	0	47	1	.400	2	0	4-6	42	2	2	.957
TOTAL	.277	134-134	488	120	135	32	3	36	96	281	.576	88	17	204	6	.401	5	0	7-12	148	100	10	.961

Year	era	w-l	app	gs	cq	sho	sv	ip	h	r	er	bb	so	2b	3b	hr	bf	bavg	wp	hbp	bk	sfa	sha
2021	18.00	0-1	2	0	0	0/0	0	2.0	2	4	4	4	3	0	0	0	11	.286	1	0	0	0	0
2022	4.97	2-1	23	0	0	0/1	5	25.1	20	17	14	13	39	5	0	3	111	.206	2	1	0	0	0
2023	1.86	1-1	11	1	0	0/2	6	19.1	19	7	4	11	27	2	0	0	90	.250	2	2	0	0	1
TOTAL	4.24	3-3	36	1	0	0/3	11	46.2	41	28	22	28	69	7	0	3	212	.228	5	3	0	0	1

## Mendham, David

Year	avg	gp-gs	ab	r	h	2b	3b	hr	rbi	tb	slg%	bb	hbp	so	gdp	ob%	sf	sh	sb-att	po	a	e	fld%
2022	.276	61-57	221	46	61	16	0	11	45	110	.498	37	2	46	3	.385	0	0	0-1	356	10	1	.997
2023	.289	53-53	218	48	63	16	0	13	55	118	.541	18	4	26	7	.351	2	0	1-1	375	28	2	.995
TOTAL	.282	114-110	439	94	124	32	0	24	100	228	.519	55	6	72	10	.369	2	0	1-2	731	38	3	.996

## Meola, Aidan

Year	avg	gp-gs	ab	r	h	2b	3b	hr	rbi	tb	slg%	bb	hbp	so	gdp	ob%	sf	sh	sb-att	po	a	e	fld%
2022	.286	26-8	35	7	10	4	1	0	8	16	.457	2	1	10	1	.333	1	0	0-0	3	9	2	.857
2023	.321	23-21	84	11	27	7	1	2	16	42	.500	4	2	25	0	.363	1	0	1-1	6	34	1	.976
TOTAL	.311	49-29	119	18	37	11	2	2	24	58	.487	6	3	35	1	.354	2	0	1-1	9	43	3	.945

## Riggio, Roc

Year	avg	gp-gs	ab	r	h	2b	3b	hr	rbi	tb	slg%	bb	hbp	so	gdp	ob%	sf	sh	sb-att	po	a	e	fld%
2022	.295	54-53	210	54	62	14	0	11	47	109	.519	34	9	58	4	.413	1	5	2-5	91	145	6	.975
2023	.354	51-51	195	63	69	16	3	17	56	142	.728	42	8	39	6	.484	1	0	7-7	67	133	6	.971
TOTAL	.323	105-104	405	117	131	30	3	28	103	251	.620	76	17	97	10	.448	2	5	9-12	158	278	12	.973

## Root, Bayden

Year	avg	gp-gs	ab	r	h	2b	3b	hr	rbi	tb	slg%	bb	hbp	so	gdp	ob%	sf	sh	sb-att	po	a	e	fld%
2022	.000	0-0	0	0	0	0	0	0	0	0	.000	0	0	0	0	.000	0	0	0-0	0	6	3	.667
2023	.000	0-0	0	0	0	0	0	0	0	0	.000	0	0	0	0	.000	0	0	0-0	2	7	1	.900
TOTAL	.000	0-0	0	0	0	0	0	0	0	0	.000	0	0	0	0	.000	0	0	0-0	2	13	4	.789

Year	era	w-l	app	gs	cq	sho	sv	ip	h	r	er	bb	so	2b	3b	hr	bf	bavg	wp	hbp	bk	sfa	sha
2022	7.96	3-1	21	0	0	0/0	0	26.0	25	24	23	13	30	8	0	2	118	.258	12	7	0	1	0
2023	4.91	7-1	15	1	0	0/0	0	29.1	26	20	16	13	32	6	2	0	129	.236	4	6	0	0	0
TOTAL	6.34	10-2	36	1	0	0/0	0	55.1	51	44	39	26	62	14	2	2	247	.246	16	13	0	1	0

## Ure, Ryan

Year	avg	gp-gs	ab	r	h	2b	3b	hr	rbi	tb	slg%	bb	hbp	so	gdp	ob%	sf	sh	sb-att	po	a	e	fld%
2022	.000	0-0	0	0	0	0	0	0	0	0	.000	0	0	0	0	.000	0	0	0-0	0	0	2	.000
TOTAL	.000	0-0	0	0	0	0	0	0	0	0	.000	0	0	0	0	.000	0	0	0-0	0	0	2	.000

Year	era	w-l	app	gs	cq	sho	sv	ip	h	r	er	bb	so	2b	3b	hr	bf	bavg	wp	hbp	bk	sfa	sha
2022	7.36	0-1	13	0	0	0/0	0	11.0	10	10	9	11	15	2	0	4	56	.227	3	1	0	0	0
TOTAL	7.36	0-1	13	0	0	0/0	0	11.0	10	10	9	11	15	2	0	4	56	.227	3	1	0	0	0



# 2023 OSU SEASON HIGHS

## Batting

At bats:	45	-	vs LMU (Feb 25, 2023)
Runs scored:	45	-	vs Baylor (Mar 24, 2023)
	20	-	vs DBU (Mar 14, 2023)
	20	-	vs East Tennessee State (May 07, 2023)
Hits:	19	-	vs DBU (Mar 14, 2023)
RBIs:	20	-	vs East Tennessee State (May 07, 2023)
Doubles:	7	-	vs Kansas State (May 13, 2023)
Triples:	2	-	vs Kansas State (May 13, 2023)
Home runs:	6	-	vs Austin Peay (Mar 05, 2023)
Total bases:	38	-	vs Kansas State (May 13, 2023)
Walks:	13	-	vs Oklahoma (Apr 18, 2023)
	13	-	vs East Tennessee State (May 06, 2023)
Strikeouts:	18	-	vs Baylor (Mar 24, 2023)
Sac hits:	1	-	(9 times)
Sac flies:	3	-	vs Kansas State (May 13, 2023)
Stolen bases:	4	-	(4 times)
Hit by pitch:	5	-	at Oklahoma (May 18, 2023)
Caught stealing:	1	-	(7 times)
Runners LOB:	13	-	vs LMU (Feb 25, 2023)
Hit into DP:	3	-	vs East Tennessee State (May 07, 2023)

## Fielding

Putouts:	33	-	vs Baylor (Mar 24, 2023)
Assists:	14	-	vs Austin Peay (Mar 05, 2023)
	14	-	vs Utah Tech (Mar 12, 2023)
	14	-	vs East Tennessee State (May 05, 2023)
Errors:	4	-	at Texas Tech (Mar 17, 2023)
Passed balls:	1	-	(5 times)
DPs turned:	3	-	vs Austin Peay (Mar 05, 2023)

## Pitching

Innings pitched:	11.0	-	vs Baylor (Mar 24, 2023)
Runs allowed:	18	-	vs Arkansas (Feb 19, 2023 at Arlington, Texas)
Earned runs:	13	-	vs Arkansas (Feb 19, 2023 at Arlington, Texas)
	13	-	vs Wichita State (Apr 04, 2023)
Walks allowed:	10	-	vs Arkansas (Feb 19, 2023 at Arlington, Texas)
	10	-	vs West Virginia (Apr 14, 2023)
Strikeouts:	17	-	vs Utah Tech (Mar 11, 2023)
Hits allowed:	15	-	vs LMU (Feb 25, 2023)
	15	-	vs Kansas State (May 12, 2023)
Doubles allowed:	6	-	at Missouri State (02-28-23)
	6	-	vs West Virginia (Apr 16, 2023)
Triples allowed:	2	-	vs Vanderbilt (Feb 18, 2023 at Arlington, Texas)
Homers allowed:	4	-	at Missouri State (02-28-23)
	4	-	vs Baylor (Mar 25, 2023)
	4	-	vs East Tennessee State (May 07, 2023)
Wild pitches:	3	-	vs Austin Peay (Mar 03, 2023)
	3	-	vs Texas (Apr 01, 2023)
Hit batters:	4	-	vs East Tennessee State (May 06, 2023)

## Batting

At bats:	6	-	(12 times)
Runs scored:	4	-	(4 times)
Hits:	4	-	(9 times)
RBIs:	10	-	Schubart, Nolan vs East Tennessee State (May 07, 2023)
Doubles:	4	-	Riggio, Roc vs Utah Tech (Mar 11, 2023)
Triples:	1	-	(11 times)
Home runs:	3	-	Schubart, Nolan vs East Tennessee State (May 07, 2023)
Total bases:	12	-	Schubart, Nolan vs East Tennessee State (May 07, 2023)
Walks:	4	-	Benge, Carson vs Oklahoma (Apr 18, 2023)
	4	-	Brueggemann, Colin vs East Tennessee State (May 06, 2023)
Strikeouts:	4	-	McLean, Nolan vs Baylor (Mar 24, 2023)
Sac hits:	1	-	(9 times)
Sac flies:	1	-	(20 times)
Stolen bases:	2	-	(4 times)
Hit by pitch:	2	-	Brown, Marcus vs Baylor (Mar 25, 2023)
	2	-	Brown, Marcus at Oklahoma (May 18, 2023)
Caught stealing:	1	-	(7 times)
Runners LOB:	7	-	Brown, Marcus at Michigan (Apr 30, 2023)

## Fielding

Putouts:	16	-	Adkison, Chase vs Baylor (Mar 24, 2023)
Assists:	7	-	Brown, Marcus at Oral Roberts (May 02, 2023)
Errors:	2	-	Stebens, Isaac vs Baylor (Mar 24, 2023)
Passed balls:	1	-	(5 times)

## Pitching

Innings pitched:	8.0	-	Watts-Brown, Juaron vs Texas (Apr 01, 2023)
Runs allowed:	8	-	Watts-Brown, Juaron at Texas Tech (Mar 19, 2023)
Earned runs:	7	-	Phillips, Brennan vs Vanderbilt (Feb 18, 2023 at Arlington, Texas)
	7	-	Hendry, Brian vs Baylor (Mar 24, 2023)
Walks allowed:	6	-	Watts-Brown, Juaron vs West Virginia (Apr 14, 2023)
Strikeouts:	13	-	Watts-Brown, Juaron vs Utah Tech (Mar 10, 2023)
	13	-	Hendry, Brian vs Utah Tech (Mar 11, 2023)
	13	-	Watts-Brown, Juaron vs Baylor (Mar 26, 2023)
Hits allowed:	9	-	Abram, Ben vs Texas (Mar 31, 2023)
Doubles allowed:	4	-	Benge, Carson vs West Virginia (Apr 16, 2023)
Triples allowed:	1	-	(9 times)
Homers allowed:	3	-	Keisel, Janzen at Missouri State (02-28-23)
	3	-	Abram, Ben vs Baylor (Mar 25, 2023)
	3	-	Abram, Ben vs Kansas State (May 13, 2023)
Wild pitches:	3	-	Watts-Brown, Juaron vs Austin Peay (Mar 03, 2023)
	3	-	Watts-Brown, Juaron vs Texas (Apr 01, 2023)
Hit batters:	2	-	(6 times)



# 2023 OPPONENT SEASON HIGHS

## Batting

At bats:	45	-	vs LMU (Feb 25, 2023)
Runs scored:	18	-	vs Arkansas (Feb 19, 2023 at Arlington, Texas)
Hits:	15	-	vs LMU (Feb 25, 2023)
	15	-	vs Kansas State (May 12, 2023)
RBIs:	17	-	vs Arkansas (Feb 19, 2023 at Arlington, Texas)
Doubles:	6	-	at Missouri State (02-28-23)
	6	-	vs West Virginia (Apr 16, 2023)
Triples:	2	-	vs Vanderbilt (Feb 18, 2023 at Arlington, Texas)
Home runs:	4	-	at Missouri State (02-28-23)
	4	-	vs Baylor (Mar 25, 2023)
	4	-	vs East Tennessee State (May 07, 2023)
Total bases:	31	-	at Missouri State (02-28-23)
Walks:	10	-	vs Arkansas (Feb 19, 2023 at Arlington, Texas)
	10	-	vs West Virginia (Apr 14, 2023)
Strikeouts:	17	-	vs Utah Tech (Mar 11, 2023)
Sac hits:	2	-	vs Utah Tech (Mar 11, 2023)
	2	-	vs West Virginia (Apr 16, 2023)
Sac flies:	3	-	vs Arkansas (Feb 19, 2023 at Arlington, Texas)
	3	-	at Kansas (Apr 21, 2023)
Stolen bases:	6	-	at TCU (Apr 07, 2023)
Hit by pitch:	4	-	vs East Tennessee State (May 06, 2023)
Caught stealing:	2	-	vs Texas (Mar 31, 2023)
Runners LOB:	17	-	vs West Virginia (Apr 14, 2023)
Hit into DP:	3	-	vs Austin Peay (Mar 05, 2023)

## Fielding

Putouts:	32	-	vs Baylor (Mar 24, 2023)
Assists:	15	-	at Kansas (Apr 23, 2023)
Errors:	4	-	at Kansas (Apr 21, 2023)
Passed balls:	1	-	(9 times )
DPs turned:	3	-	vs East Tennessee State (May 07, 2023)

## Pitching

Innings pitched:	10.2	-	vs Baylor (Mar 24, 2023)
Runs allowed:	20	-	vs DBU (Mar 14, 2023)
	20	-	vs East Tennessee State (May 07, 2023)
Earned runs:	20	-	vs East Tennessee State (May 07, 2023)
Walks allowed:	13	-	vs Oklahoma (Apr 18, 2023)
	13	-	vs East Tennessee State (May 06, 2023)
Strikeouts:	18	-	vs Baylor (Mar 24, 2023)
Hits allowed:	19	-	vs DBU (Mar 14, 2023)
Doubles allowed:	7	-	vs Kansas State (May 13, 2023)
Triples allowed:	2	-	vs Kansas State (May 13, 2023)
Homers allowed:	6	-	vs Austin Peay (Mar 05, 2023)
Wild pitches:	3	-	at Missouri State (02-28-23)
	3	-	vs Utah Tech (Mar 10, 2023)
	3	-	at Kansas (Apr 23, 2023)
Hit batters:	5	-	at Oklahoma (May 18, 2023)

## Batting

At bats:	6	-	(10 times )
Runs scored:	4	-	C. Sisneros vs East Tennessee State (May 07, 2023)
Hits:	4	-	(4 times )
RBIs:	5	-	Wegner vs Arkansas (Feb 19, 2023 at Arlington, Texas)
	5	-	Green, A. at Texas Tech (Mar 19, 2023)
	5	-	Mann, E. at DBU (Mar 28, 2023)
Doubles:	2	-	(7 times )
Triples:	1	-	(9 times )
Home runs:	3	-	C. Sisneros vs East Tennessee State (May 07, 2023)
Total bases:	12	-	C. Sisneros vs East Tennessee State (May 07, 2023)
Walks:	3	-	(4 times )
Strikeouts:	6	-	D. Ornelas vs LMU (Feb 25, 2023)
Sac hits:	1	-	(17 times )
Sac flies:	1	-	(16 times )
Stolen bases:	2	-	Nunez at TCU (Apr 06, 2023)
	2	-	Lodice, K. vs Kansas State (May 14, 2023)
Hit by pitch:	2	-	S. Cannady vs East Tennessee State (May 06, 2023)
Caught stealing:	1	-	(15 times )
Runners LOB:	6	-	Jackson, I. vs Arizona State (Mar 07, 2023)
	6	-	Mackenzie, A. at Oklahoma (May 18, 2023)

## Fielding

Putouts:	17	-	Castle vs Baylor (Mar 24, 2023)
Assists:	8	-	Richardson at TCU (Apr 07, 2023)
Errors:	3	-	Diaz vs Vanderbilt (Feb 18, 2023 at Arlington, Texas)
Passed balls:	1	-	(9 times )

## Pitching

Innings pitched:	9.0	-	Carmichael, B at Oklahoma (May 19, 2023)
Runs allowed:	13	-	Marriott vs Baylor (Mar 25, 2023)
Earned runs:	12	-	Marriott vs Baylor (Mar 25, 2023)
Walks allowed:	5	-	(7 times )
Strikeouts:	9	-	Neubeck vs Missouri (Feb 17, 2023 at Arlington, Texas)
Hits allowed:	11	-	JAMES, N. vs Austin Peay (Mar 03, 2023)
Doubles allowed:	4	-	JAMES, N. vs Austin Peay (Mar 03, 2023)
	4	-	Ireland, S. at Kansas (Apr 22, 2023)
Triples allowed:	1	-	(11 times )
Homers allowed:	5	-	Hoover at TCU (Apr 06, 2023)
Wild pitches:	2	-	(4 times )
Hit batters:	3	-	O'Halloran at Michigan (Apr 29, 2023)
	3	-	Douthit, B. at Oklahoma (May 18, 2023)

## The Last Time...

### A Cowboy Hitter Had...

<b>8+ At Bats in a Game:</b>	Gage Green & Corey Hassel (8) vs. Texas, April 3, 2015
<b>5+ Hits in a Game:</b>	Marcus Brown (5) & Roc Riggio (5) vs. Missouri State, June 5, 2022
<b>6 Runs in a Game:</b>	Christian Funk vs. Kansas, April 12, 2019 (tied school record)
<b>5 Runs in a Game:</b>	Marcus Brown vs. Missouri State, June 5, 2022
<b>3 Doubles in a Game:</b>	Roc Riggio (4) vs. Utah Tech (Game 2), March 11, 2023
<b>2 Triples in a Game:</b>	Carson McCusker vs. Kansas State, March 23, 2019 (tied school record)
<b>A Grand Slam:</b>	Colin Brueggemann vs. Oklahoma (3rd inning), May 18, 2023*
<b>A Pinch-Hit Home Run:</b>	Garrett Martin vs. Wright State (9th inning, Gm. 2), Feb. 27, 2022
<b>Hit For the Cycle:</b>	Christian Encarnacion-Strand vs. UAPB, April 21, 2021
<b>10 RBI in a Game:</b>	Nolan Schubart vs. East Tennessee State, May 7, 2023 (tied school record)
<b>9 RBI in a Game:</b>	Robbie Rea vs. Alabama A&M, March 10, 2012 (Game 1)
<b>8 RBI in a Game:</b>	Adam Carr vs. Kansas, May 22, 2005
<b>7 RBI in a Game:</b>	Roc Riggio vs. Missouri State, June 5, 2022
<b>6 RBI in a Game:</b>	Chase Adkison vs. Dallas Baptist, March 14, 2023*
<b>5 RBI in a Game:</b>	Nolan Schubart vs. Oklahoma, May 20, 2023*
<b>10+ Total Bases:</b>	Nolan Schubart (12) vs. East Tennessee State, May 7, 2023*
<b>5 Walks in a Game:</b>	Zach Ehrhard vs. Missouri State, June 5, 2022
<b>4 Walks in a Game:</b>	Colin Brueggemann vs. East Tennessee State, May 6, 2023*
<b>4 Strikeouts in a Game:</b>	Nolan McLean vs. Baylor, March 24, 2023
<b>Stole Home:</b>	Aidan Meola vs. Arizona State (5th inning), March 7, 2023
<b>4 Stolen Bases in a Game:</b>	Garrett McCain vs. Incarnate Word, March 1, 2016
<b>3 Stolen Bases in a Game:</b>	Gage Green vs. Southeastern Oklahoma State, March 20, 2013
<b>3 HRs in a Game:</b>	Nolan Schubart vs. East Tennessee State, May 7, 2023 (tied school record)
<b>2 HRs in a Game:</b>	Colin Brueggemann vs. Oklahoma, May 18, 2023*
<b>HRs in Consecutive At Bats:</b>	Roc Riggio vs. Oral Roberts (3rd & 5th inning), May 2, 2023*
<b>Inside-the-Park Home Run:</b>	Aidan Meola vs. Utah Tech (9th inning), March 10, 2023
<b>2 Hits in an Inning:</b>	Zach Ehrhard (2nd inning) vs. Kansas State, May 14, 2023*
<b>3 Hits in an Inning:</b>	Toby Rhodes vs. Grambling, Feb. 11, 2000 (tied for NCAA record)
<b>3 HBP in a Game:</b>	Rafael Thomas vs. Western Illinois, March 18, 2009 (Game 2)
<b>Led Off Game with HR:</b>	Zach Ehrhard vs. Baylor, May 20, 2022
<b>Walk-Off Hit:</b>	Nolan Schubart vs. Texas (9th inning single), April 2, 2023*
<b>Walk-Off Home Run:</b>	Nolan Schubart vs. East Tennessee State (7th inning), May 7, 2023*

### A Cowboy Pitcher Had...

<b>A Complete Game:</b>	Justin Campbell vs. Kansas, March 25, 2022
<b>A Complete Game (7 Innings):</b>	Justin Campbell vs. Baylor, May 26, 2022
<b>A Complete Game by a Freshman:</b>	Justin Campbell vs. Kansas, May 8, 2021
<b>Four-Straight Complete Games:</b>	Spencer Grogan vs. Kansas State 4/25; Kansas 4/17; Baylor 4/11; Texas A&M 4/3, 2004
<b>Consecutive Complete Games:</b>	Jensen Elliott vs. Oklahoma, May 10, 2019; vs. Baylor, May 17, 2019
<b>Consecutive Complete Games (7 Innings):</b>	Matt Smith at Baylor (9), April 18, 1998; vs. Nebraska (7), April 24, 1998
<b>A Shutout:</b>	Justin Campbell vs. Kansas, May 8, 2021
<b>A Shutout (7 Innings):</b>	C.J. Varela vs. Little Rock, Feb. 26, 2020
<b>Consecutive Shutouts:</b>	Thomas Hatch vs. TCU, April 22, 2016; vs. Texas, April 30, 2016; vs. Prairie View A&M, May 6, 2016
<b>A Combined Shutout:</b>	Juaron Watts-Brown (6.0), Evan O'Toole (2.0) & Nolan McLean (1.0) vs. LMU, Feb. 25, 2023 (Game 1)*
<b>A Combined Shutout (7 Innings):</b>	C.J. Varela (5.0) & Roman Phansalkar (2.0) vs. UAPB, April 20, 2021
<b>A Shutout by a Freshman:</b>	Justin Campbell vs. Kansas, May 8, 2021
<b>Hit Four Batters in a Game:</b>	Matt Gardner vs. La Salle, Feb. 16, 2007
<b>A Three-Pitch Inning:</b>	Rick Rivas (5th inn.) vs. Dallas Baptist, April 11, 2006
<b>Had 10+ Strikeouts in a Game:</b>	Juaron Watts-Brown (10) vs. West Virginia, April 14, 2023*
<b>A 1-Hit Game:</b>	Jensen Elliott vs. Texas, April 18, 2019
<b>A 1-Hit Game (7 Innings):</b>	C.J. Varela vs. Little Rock, Feb. 26, 2020
<b>A Combined 1-Hit Game:</b>	Jensen Elliott (7.0), Peyton Battenfield (1.0) & Ben Leeper (1.0) vs. Southeastern Louisiana, March 15, 2019
<b>A No-Hitter:</b>	Justin Campbell vs. Kansas, May 8, 2021
<b>A No-Hitter (7 Innings):</b>	Joe Giordanella vs. Oklahoma, April 1, 1985
<b>A Combined No-Hitter:</b>	Juaron Watts-Brown (6.0), Evan O'Toole (2.0) & Nolan McLean (1.0) vs. LMU, Feb. 25, 2023 (Game 1)*





## The Last Time...

### Oklahoma State (The Team)...

<b>Scored 30+ Runs:</b>	30 vs. Western Illinois, March 18, 2009 (Game 1)
<b>Scored 20+ Runs:</b>	20 vs. <i>East Tennessee State, May 7, 2023*</i>
<b>Scored 10+ Runs in an Inning:</b>	10 (4th inn.) vs. <i>Austin Peay, March 3, 2023</i>
<b>Had 20+ Hits:</b>	26 vs. Missouri State, June 5, 2022
<b>Had 7+ Doubles:</b>	7 vs. <i>Kansas State, May 13, 2023</i>
<b>Did Not Strikeout:</b>	vs. Kansas, May 2, 2010
<b>Had 4+ Triples:</b>	4 vs. Arkansas-Pine Bluff, March 23, 2011
<b>Had 10+ HRs:</b>	12 vs. Kansas, April 12, 2019 (school record)
<b>Had 7+ HRs:</b>	12 vs. Kansas, April 12, 2019 (school record)
<b>Had 10+ Walks:</b>	11 vs. <i>Kansas, April 21, 2023*</i>
<b>Had 10+ Stolen Bases:</b>	11 vs. Wichita State, April 27, 1956 (school record)
<b>Allowed Less Than Three Hits:</b>	0 vs. <i>LMU, Feb. 25, 2023 (Game 1)*</i>
<b>Was Shut Out:</b>	vs. <i>Oklahoma, May 19, 2023*</i>
<b>Was Shut Out at Home:</b>	vs. Vanderbilt, March 13, 2021 (Game 1)
<b>Was Shut Out On The Road:</b>	vs. <i>Oklahoma, May 19, 2023*</i>
<b>Had Back-to-Back Homers:</b>	<i>David Mendham &amp; Tyler Wulfert (1st inn.) vs. TCU, April 6, 2023*</i>
<b>Had Three Consecutive Homers:</b>	Christian Funk/Colin Simpson/Andrew Navigato (1st inn.) vs. Oklahoma, May 10, 2019
<b>Struck Out 15+ Times:</b>	15 vs. <i>Dallas Baptist, March 28, 2023*</i>
<b>Turned a Triple Play:</b>	vs. Cal State Fullerton, May 31, 2014
<b>Was Held to 2 or Less Hits:</b>	2 vs. Oral Roberts, May 2, 2017
<b>Committed 4+ Errors in a Game:</b>	4 vs. <i>Texas Tech, March 17, 2023</i>
<b>Won Both Games of a Doubleheader:</b>	vs. <i>Utah Tech, March 11, 2023</i>
<b>Lost Both Games of a Doubleheader:</b>	vs. Texas, April 24, 2021
<b>Recorded 12+ Strikeouts (pitching):</b>	13 vs. <i>Oklahoma, May 19, 2023*</i>
<b>Did Not Issue a Walk (pitching):</b>	vs. Baylor, May 26, 2022

### An Opponent...

<b>Threw a No-Hitter:</b>	Nick Schmidt (6), Brian McLelland (1) & Devin Collis (2), Arkansas, Feb. 11, 2006
<b>Threw a One-Hitter:</b>	B.R. Cook, Oregon State, Feb. 18, 1999
<b>Hit 3 HRs:</b>	<i>Cameron Sisneros, East Tennessee State, May 7, 2023</i>
<b>Hit 2 HRs:</b>	<i>Anthony Silva, TCU, April 7, 2023*</i>
<b>Had Back-to-Back HRs:</b>	<i>Kaelen Culpepper, Brady Day &amp; Nick Goodwin (4th inn.), Kansas State, May 13, 2023</i>
<b>Hit a Grand Slam:</b>	<i>Brock Rodden, Wichita State (4th inning), April 4, 2023*</i>
<b>Had 5+ Hits in a Game:</b>	Caleb Denny (5), Oral Roberts, April 19, 2022
<b>Had 5+ RBI in a Game:</b>	<i>Ethan Mann (5), Dallas Baptist, March 28, 2023*</i>
<b>Scored 10+ Runs in an Inning:</b>	<i>Texas Tech (10 in the 5th inn.), March 19, 2023</i>
<b>Had a Pinch-Hit Home Run:</b>	<i>Casey Buckley (5th inn.), Michigan, April 30, 2023</i>
<b>Pitched a Complete Game:</b>	<i>Braden Carmichael, Oklahoma, May 19, 2023</i>
<b>Had 10+ Strikeouts in a Game:</b>	Pete Hansen (12), Texas, May 25, 2022

*italics* — occurred during 2023 season

\* — most recent occurrence in 2023