



OKLAHOMA STATE

BASKETBALL

Media Contact: Bryan Holmgren, Associate Director of Communications | e: bryan.holmgren@okstate.edu | c: 316-841-6206

10 / Oral Roberts

Sunday, Dec. 17, 2023 | 5:30 p.m. CT
Stillwater, Okla. | Gallagher-Iba Arena

TV: ESPN+ (Mike Wolfe & Bryndon Manzer)
Radio: Cowboy Radio Network (Dave Hunziker & John Holcomb)
Tickets: okstate.com/tickets
Stats: okstate.statbroadcast.com
Series: OSU leads 19-5 (12-1 in Stillwater)
Streak: OSU, Won 5
Last: Nov. 26, 2021 in Tulsa (OSU, 78-77 ot)

Oklahoma State Schedule / Results

Date	Opponent	Time/Result	TV
Nov. 1	OKLA. BAPTIST (Exh.)	W 95-53	
Nov. 6	ABILENE CHRISTIAN	L 59-64	
Nov. 12	SAM HOUSTON	W 85-70	

Legends Classic (Brooklyn, N.Y. / Barclays Center)

Nov. 16	vs St. Bonaventure #	L 64-66	
Nov. 17	vs Notre Dame #	L 64-66 (ot)	
Nov. 20	NEW ORLEANS	W 96-68	
Nov. 24	HOUSTON CHRISTIAN	W 92-65	
Nov. 30	[15/14] CREIGHTON %	L 65-79	
Dec. 5	at Southern Illinois	L 68-70	
Dec. 10	vs Tulsa \$	W 72-57	
Dec. 17	ORAL ROBERTS	4 p.m.	ESPN+
Dec. 20	WOFFORD	2 p.m.	ESPN+
Dec. 31	SOUTH CAROLINA ST.	2 p.m.	ESPN+
Jan. 3	CHICAGO ST.	6 p.m.	ESPN+
Jan. 6	BAYLOR*	2 p.m.	ESPN+
Jan. 9	at Texas Tech*	7 p.m.	ESPN+
Jan. 13	at Iowa St.*	5 p.m.	ESPN2
Jan. 16	KANSAS*	8 p.m.	ESPN
Jan. 20	at Kansas St.*	6 p.m.	ESPN+
Jan. 23	TCU*	8 p.m.	ESPNU
Jan. 27	WEST VIRGINIA*	1 p.m.	ESPN+
Jan. 30	at Kansas*	8 p.m.	ESPN
Feb. 3	KANSAS ST.*	1 p.m.	ESPN+
Feb. 6	at Houston*	6 p.m.	* ESPN/2
Feb. 10	at Oklahoma*	6 p.m.	ESPN+
Feb. 17	BYU*	1 p.m.	ESPN+
Feb. 21	at Cincinnati*	6 p.m.	ESPN+
Feb. 24	OKLAHOMA*	3 p.m.	* ESPN/2
Feb. 28	UCF*	7 p.m.	ESPN+
Mar. 2	at Texas*	1 p.m.	* ESPN/2
Mar. 5	TEXAS TECH*	7 p.m.	ESPN+
Mar. 9	at BYU*	8 p.m.	ESPN+

Big 12 Championship (Kansas City, Mo. / T-Mobile Center)

Mar. 12	First Round (11-14 seeds)	
Mar. 13	Second Round (1st Rd. winners + 5-10 seeds)	
Mar. 14	Quarterfinals (2nd Rd. winners + 1-4 seeds)	
Mar. 15	Semifinals	
Mar. 16	Championship	

= Legends Classic at Barclays Center (Brooklyn, N.Y.)
% = Big EAST/Big 12 Battle * = Big 12 Conference game
^ = Network will be assigned within a week of the matchup



OKLAHOMA STATE
COWBOYS

Record: 4-5 • **Big 12:** 0-0 • **Streak:** Won 1
NCAA NET*: 147 • **KenPom*:** 94
Home: 3-2 (Lost 1) • **Away:** 0-1 (Lost 1) • **Neutral:** 1-2
Head Coach: Mike Boynton Jr. (South Carolina '03)
7th Season at OSU (111-94); Same Overall



ORAL ROBERTS
GOLDEN EAGLES

Record: 4-5 • **Summit:** 0-0 • **Streak:** Lost 1
NCAA NET*: 155 • **KenPom*:** 157
Home: 4-0 (Won 20) • **Away:** 0-5 (Lost 5) • **Neutral:** 0-0
Head Coach: Russell Springman (Salisbury)
1st Season at ORU (4-5); Same Overall

D1 Rank*	Value	Category	D1 Rank*	Value
210	73.9	Scoring Offense	148	76.4
T-97	67.2	Scoring Defense	222	72.9
139	6.7	Scoring Margin	199	3.6
T-245	44.4	Winning Percentage	T-245	44.4
180	44.8	Field Goal Percentage	169	45.0
323	64.4	Free Throw Percentage	138	72.0
137	34.5	Three Point Percentage	53	37.3
287	11.7	Free Throws Made Per Game	295	11.4
T-83	8.7	Three Pointers Per Game	T-9	10.8
T-243	18.1	Free Throw Attempts Per Game	304	15.9
74	25.1	Three Point Attempts Per Game	T-15	28.9
162	42.3	Field Goal Percentage Defense	60	40.0
204	33.1	Three Point Percentage Defense	230	33.8
T-205	17.4	Fouls Per Game	T-65	15.4
70	5.9	Rebound Margin	341	-7.4
138	11.44	Rebounds (Offensive) Per Game	T-319	8.22
T-137	26.67	Rebounds (Defensive) Per Game	T-172	26.00
T-118	38.11	Rebounds Per Game	T-270	34.22
136	1.18	Assist/Turnover Ratio	T-36	1.50
T-153	13.11	Turnovers Forced Per Game	T-273	11.44
149	.520	Effective FG pct	85	.540

* = As of Friday, Dec. 15 • The NCAA includes only full Division I members in statistical rankings (351 teams) but accounts for 11 additional transitioning members in the NET rankings (362 total)

OSU LINEUP

Projected Starters	Ht	Wt	Cl	Hometown	G-GS	Min	Pts	Reb	Other
G 12 Javon Small	6-3	195	Jr.	South Bend, Ind.	8-8	32.0	17.1	5.1	4.8 apg (NCAA #68),
G 1 Bryce Thompson	6-6	205	Sr.	Tulsa, Okla.	6-5	23.4	10.5	1.3	794 career pts (OSU)
G 5 Quion Williams	6-5	220	So.	Jonesboro, Ark.	9-9	30.3	7.1	6.2	3 games w/ 10+ reb
F 2 Eric Dailey Jr.	6-8	230	Fr.	Palmetto, Fla.	9-8	26.0	9.1	6.0	2.4 apg, 1.0 spg
C 23 Brandon Garrison	6-11	245	Fr.	Oklahoma City, Okla.	9-6	17.8	5.1	5.2	1.7 bpg (NCAA #73)

Key Reserves	Ht	Wt	Cl	Hometown	G-GS	Min	Pts	Reb	Other
G 51 John-Michael Wright	6-1	200	Gr.	Fayetteville, N.C.	9-5	21.0	7.6	1.2	1,920 pts (all schools)
C 32 Mike Marsh	6-10	250	R-Sr.	Columbia, S.C.	8-3	19.9	8.0	5.4	56% FG
G 4 Jarius Hicklen	6-4	180	Gr.	Dallas, Texas	9-1	18.2	5.1	1.2	267 3pt FGM (all schools)
G 14 Jamyron Keller	6-3	210	Fr.	St. Matthews, S.C.	5-0	16.4	8.4	2.2	16/24 FG, 6/12 3pt
G 13 Connor Dow	6-6	200	Fr.	Broken Arrow, Okla.	8-0	10.9	3.0	1.6	7/21 3pt
F 21 Justin McBride	6-8	230	Fr.	Plano, Texas	7-0	10.4	3.9	2.0	DNP -- Last 2
C 24 Isaiah Miranda	7-1	220	R-Fr.	Pawtucket, R.I.	1-0	3.9	2.0	2.0	OSU debut vs. TLS

Oklahoma State Men's Basketball Roster

QUICK FACTS

THE UNIVERSITY

Institution	Oklahoma State University
Location	Stillwater, Okla.
Founded	Dec. 25, 1890
Enrollment (Fall, 2023)	25,174
Nickname	Cowboys
School Colors	Orange & Black
Home Court	Gallagher-Iba Arena
Capacity	13,611
Affiliation	NCAA Division I
Conference	Big 12
President	Dr. Kayse Shrum
Alma mater	Oklahoma State
Athletic Director	Chad Weiberg
Alma mater	Oklahoma State, 1994
Website	okstate.com
X / Instagram	@OSUMBB
Instagram	@OSUMBB
Facebook	facebook.com/CowboyBasketball
Mike Boynton Twitter	@TheCoachMike

TEAM INFORMATION

2022-23 overall record	20-16 (12-6 H, 5-7 A, 3-3 N)
Big 12 Regular Season	8-10 (5-4 H, 3-6 A), 7th
Big 12 Championship	1-1, Quarterfinals
Postseason	N/A
Final Rankings (AP/Coaches)	-/-
Starters Returning/Lost	2/3
Letterwinners Returning/Lost	7/8
Returning Redshirts/Newcomers	0/9

HISTORY

First year of basketball	1907-08
All-time record	1,740-1,234 (.585)
All-Americans	23
Olympians	10
NBA Draft picks (first-round picks)	37 (10)
Conference regular season titles	18
Big 12 (1996-Present)	1 (2004)
Big Eight (1958-96)	2 (1965, 1991)
Missouri Valley (1925-57)	15
Southwest Conference (1921-25)	1
Conference tournament titles	4
Big 12 (1997-Present)	2 (2004, 2005)
Big Eight (1977-96)	2 (1983, 1995)
NCAA appearances (last)	29 (2021)
Record	39-28
Championships (years)	2 (1945, 1946)
Final Fours (last)	6 (2004)
NIT Appearances (last)	13 (2023)
Record	11-14
Best Finish	3rd Place (1938, 1940)

ATHLETIC COMMUNICATIONS

Communications phone	(405) 744-7714
Communications fax	(405) 744-7754
Assistant AD/Communications	Gavin Lang
Assoc. Director/MBB Contact	Bryan Holmgren
E-mail:	bryan.holmgren@okstate.edu
Office:	(405) 744-7756
Cell:	(316) 841-6206
Mailing Address:	220 Athletics Center Oklahoma State University Stillwater, OK 74078

2023-24 NUMERICAL ROSTER

No.	Name	Pos.	Ht.	Wt.	Class	Exp.	Hometown / Previous School
0	Naz Brown	G	6-0	181	So.	1L	Fort Worth, Texas / Coppell HS
1	Bryce Thompson	G	6-6	205	Sr.*	2L	Tulsa, Okla. / Kansas
2	Eric Dailey Jr.	F	6-8	230	Fr.	HS	Palmetto, Fla. / IMG Academy
4	Jarius Hicklen	G	6-4	180	Gr.	TR	Dallas, Texas / North Florida
5	Quion Williams	G	6-5	220	So.	1L	Jonesboro, Ark. / Jonesboro HS
12	Javon Small	G	6-3	195	Jr.	TR	South Bend, Ind. / East Carolina
13	Connor Dow	G	6-6	200	Fr.	HS	Broken Arrow, Okla. / Broken Arrow HS
14	Jamyron Keller	G	6-3	210	Fr.	HS	St. Matthews, S.C. / Ellison HS (Texas)
15	Carson Sager	G	6-4	207	Sr.*	2L	Wichita Falls, Texas / Rider HS
21	Justin McBride	F	6-8	230	Fr.	HS	Plano, Texas / Plano HS
22	Brooks Manzer	G	6-3	190	Jr.*	1L	Edmond, Okla. / Memorial HS
23	Brandon Garrison	C	6-11	245	Fr.	HS	Oklahoma City, Okla. / Del City HS
24	Isaiah Miranda	F/C	7-1	220	R-Fr.	TR	Pawtucket, R.I. / NC State
32	Mike Marsh	C	6-10	250	R-Sr.	TR	Columbia, S.C. / Jacksonville
35	Weston Church	G	6-3	180	Sr.*	2L	Fairview, Okla. / Fairview HS
51	John-Michael Wright	G	6-1	200	Gr.	1L	Fayetteville, N.C. / High Point

2023-24 ALPHABETICAL ROSTER

No.	Name	Pos.	Ht.	Wt.	Class	Exp.	Hometown / Previous School
0	Naz Brown	G	6-0	181	So.	1L	Fort Worth, Texas / Coppell HS
35	Weston Church	G	6-3	180	Sr.*	2L	Fairview, Okla. / Fairview HS
2	Eric Dailey Jr.	F	6-8	230	Fr.	HS	Palmetto, Fla. / IMG Academy
13	Connor Dow	G	6-6	200	Fr.	HS	Broken Arrow, Okla. / Broken Arrow HS
23	Brandon Garrison	C	6-11	245	Fr.	HS	Oklahoma City, Okla. / Del City HS
4	Jarius Hicklen	G	6-4	180	Gr.	TR	Dallas, Texas / North Florida
14	Jamyron Keller	G	6-3	210	Fr.	HS	St. Matthews, S.C. / Ellison HS (Texas)
22	Brooks Manzer	G	6-3	190	Jr.*	1L	Edmond, Okla. / Memorial HS
32	Mike Marsh	C	6-10	250	R-Sr.	TR	Columbia, S.C. / Jacksonville
21	Justin McBride	F	6-8	230	Fr.	HS	Plano, Texas / Plano HS
24	Isaiah Miranda	F/C	7-1	220	R-Fr.	TR	Pawtucket, R.I. / NC State
15	Carson Sager	G	6-4	207	Sr.*	2L	Wichita Falls, Texas / Rider HS
12	Javon Small	G	6-3	195	Jr.	TR	South Bend, Ind. / East Carolina
1	Bryce Thompson	G	6-6	205	Sr.*	2L	Tulsa, Okla. / Kansas
5	Quion Williams	G	6-5	220	So.	1L	Jonesboro, Ark. / Jonesboro HS
51	John-Michael Wright	G	6-1	200	Gr.	1L	Fayetteville, N.C. / High Point

* = Roster classes reflect playing experience.

ON THE BENCH:

Head Coach: Mike Boynton Jr.; 7th Season (South Carolina '03)

Associate Head Coach: Terrence Rencher (Texas '07)

Assistant Coach: David Cason (Illinois State '96)

Assistant Coach: Keiton Page (Oklahoma State '12)

Assistant Coach: Scott Sutton (Oklahoma State '95)

Assistant Coach: James Barrett (Sam Houston State '10)

Dir. of Player Development: Nelson Hernandez (Utah State '13)

Video Coordinator: Kris Quintana (St. John's '16)

Athletic Trainer: Kevin Blaske (Missouri Southern '86)

Strength & Conditioning Coach: Mark Mitchell (Eastern Mich. '10)

Graduate Assistants: Brady Priess & Joseph "JoJo" Anderson

PRONUNCIATIONS

0	Naz Brown	rhymes w/ "jaws"
4	Jarius Hicklen	JAIR-ee-us
5	Quion Williams	KEE-on
12	Javon Small	juh-VAWN
14	Jamyron Keller	juh-MY-run
	Keiton Page	KEE-ton
	David Cason	CASE-on
	Brady Priess	Price

Game Notes

The Basics:

- The Oklahoma State Cowboys open up a five-game homestand Sunday against the Oral Roberts Golden Eagles inside historic Gallagher-Iba Arena (4 p.m. CT).
- OSU has won the last five meetings, including a 78-77 overtime victory on Nov. 26, 2021 in Tulsa.
- ORU ranks among the top-10 nationally in threes per game and is in search of its first victory in Stillwater since 1978.

Promotions:

- Sunday's game is part of a men's and women's doubleheader. The Cowgirls play host to SIU at 1 p.m. One ticket provides admission to both games.
- Tickets are available at the door or in advance at okstate.com/tickets.
- The Salvation Army will host a toy drive. Fans are encouraged to bring new and unwrapped toys for donation.

Watch

- The game will air on ESPN+ with **Mike Wolfe** and **Bryndon Manzer**. Subscribe to ESPN's over-the-top streaming service for \$10.99/month (\$110/year) or bundle with Disney+ and Hulu for as little as \$14.99/month. Visit plus.espn.com for more information.

Listen

- Dave Hunziker** and **John Holcomb** describe the action across the Cowboy Radio Network. Visit okstate.com/radio for a full list of network affiliates. Fans outside the listening area can tune in via the Varsity Sports App or at okstate.com/listen.

Up Next:

- OSU welcomes Wofford for a 2 p.m. Wednesday matinee (ESPN+) in what will be the first ever meeting between the schools.
- Mike Boynton Jr. served as Wofford's associate head coach from 2007-08.
- The Terriers, from Spartanburg, S.C., are four years removed from a first-round NCAA tournament upset of Seton Hall. They're picked eighth in the SoCon preseason poll.

COWBOY RADIO NETWORK

City	Call Letters	Frequency
Ada ^	KTLS	106.5 FM
Altus	KWHW	96.9 FM / 1450 AM
Alva	KALV	99.5 FM / 1430 AM
Anadarko/Duncan ^	KACO	98.5 FM
Bartlesville	KWON	93.3 FM / 1400 AM
Broken Bow	KKBI	106.1 FM
Clinton/Cordell	KCLI	99.3 FM
Enid	KCRC	1390 AM
Frederick	KTAT	1570 AM
Grove	KGVE	99.3 FM
Guymon	KGYN	1210 AM
Hobart	KTJS	102.1 FM / 1420 AM
Hugo	KMMY	96.5 FM
Lawton	KMGZ	95.3/ 97.3 105.5 FM
Liberal	KGYN	106.3 FM
McAlester	KTMC	105.1 FM
Oklahoma City	KXXY	96.1 FM
Pawhuska	KWON	95.1 FM
Ponca City	KQSN	104.7 FM
Shawnee ^	KGFF	100.9 FM / 1450 AM
Stillwater	KSPI	93.7 FM
Tulsa	KTSB	1170 AM
Woodward	KMZE	92.3 FM

OSU MAX

- OSU Max is the official content network and membership community of Oklahoma State Athletics, bringing fans closer than ever to the teams they love.
- Members get access to behind-the-scenes content, interviews, features, documentaries, archived games, and other exclusive benefits, including complimentary membership to the POSSE at the Sheriff Level - a \$150 value!
- Get all this for as little as \$8.99 per month (+ fees & taxes) or a one-time annual payment of only \$98.89.



The OSU Outlook

- OSU isn't abandoning its principles, but seventh-year head coach **Mike Boynton Jr.** hopes an off-season overhaul will create a little more balance to a program that has ranked among KenPom's top-20 defenses in each of the last three seasons but, at times, struggled to score.
- Boynton put a premium on finding better shooters and ball-handlers and largely succeeded with a freshman class that has been ranked as high as seventh nationally, supplemented by a crop of experienced transfers.
- OSU will lean on backcourt veterans **Bryce Thompson** (6-6, Sr., Wing) and **John-Michael Wright** (6-1, Gr., CG) while working to get a group of nine newcomers (six of them freshmen) up to speed. Thompson was OSU's leading scorer last year (11.2 ppg) and Wright hit a team-high 69 threes.
- Quion Williams** (6-5, So., G) was a valuable bench piece and energy guy who played some of his best basketball during the team's NIT run.
- OSU added a potential difference-maker in **Javon Small** (6-3, Jr., G) a dynamic point guard who averaged 15.8 points and 5.6 assists last year at East Carolina.
- Graduate transfer **Jarius Hicklen** (6-4, Gr., G) was a deadly sharp-shooter the last two years at North Florida, connecting 169 times.
- Four of the five members of OSU's front court are freshmen, which makes Jacksonville transfer **Mike Marsh** (6-10, Gr., C) the wise elder.
- What the others lack in experience, they make up for in raw talent. **Brandon Garrison** (6-11, Fr., C) was a McDonald's All-American and **Isaiah Miranda** (7-1, R-Fr.,) is a former top-30 recruit who redshirted last season at NC State.
- Eric Dailey Jr.** (6-8, Fr., PF) - a standout on this summer's Team USA FIBA U19 World Cup squad - can do a little of everything.
- The youngest player on what will be Boynton's youngest team, **Justin McBride** (6-9, Fr., F) may also be its most talented with his size, athleticism and skill.
- Freshman guards **Connor Dow** and **Jamyron Keller** provide further depth, albeit in different ways. Dow is a three-point sharp-shooter. Keller is a physical guard who gets down hill in a hurry.
- The Cowboys are picked 10th out of 14 teams in the super-sized Big 12.

2022-23 in Review

- OSU was the last team out on Selection Sunday 2023 but regrouped to reach the NIT quarterfinals and secure the program's third 20-win season under **Mike Boynton Jr.**
- The Cowboys (20-16, 8-10 Big 12) played the nation's 10th toughest schedule, per NCAA NET, and defeated three nationally ranked opponents. They also swept three games from rival Oklahoma for the first time since 1965.
- Statistically, the Cowboys ranked among the national leaders in field goal percentage defense (11th, .395) and posted the Big 12's top rebounding margin (+3.7).
- OSU held 25 of its 36 opponents below 40% from the field last year and pinned 10 different foes under 60 points.

MEDIA CALENDAR (SUBJECT TO CHANGE)

15	16	17	18	19	20	21
Friday	Saturday	Sunday	Monday	Tuesday	Wednesday	Thursday
9:00 a.m. Practice (Closed)	8:45 a.m. Practice (Closed) 8:00 p.m. Walk-Through (Closed)	2:00 p.m. Practice (Closed)	1:00 p.m. Practice (Closed) 6-7 p.m. Boynton Radio Show	1:00 p.m. Practice (Closed) 7:00 p.m. Walk-Through (Closed)	9-10 a.m. Shoot Around 2:01 p.m. Wofford @ OSU ESPN+	OFF DAY

TV-Radio Speed Chart

**1** BRYCE THOMPSON

6-6 | Sr. | G | Tulsa, Okla.

G-GS	Min	Reb	Ast	Stl	Blk	Pts
6-5	23.4	1.3	1.3	3	0	10.5

- Explosive wing led the scoring in each of the first two games (18 ppg) before missing parts of the next four due to injury.
- Has averaged 6.7 points in the three games since his return.
- 39 double-figure scoring games in parts of three seasons at OSU.
- Drilled 4-of-5 threes against Sam Houston (Nov. 12) to help OSU tie a school record with 17 makes.
- Averaged a team-best 11.2 points in 2022-23 and shot a combined 44.2% from deep in OSU's 20 wins last year (42-of-95)
- 2020 McDonald's All-American played his freshman season at Kansas.

**2** ERIC DAILEY JR.

6-8 | Fr. | F | Palmetto, Fla.

G-GS	Min	Reb	Ast	Stl	Blk	Pts
9-8	26.0	6.0	2.4	9	1	9.1

- Versatile freshman forward can do it all, including run the point.... Has a 1.8 assist-to-turnover ratio.... Four games w/ 10+ points.
- Averaging 10.8 points, 7.4 rebounds in five home games this year.
- First career double-double vs. Creighton (13 pts, 11 reb) Flirted with another against New Orleans (Nov. 20) with 14 points, 9 boards.
- Scored a team-high 15 points in the Legends Classic semifinal against St. Bonaventure.
- Played for Team USA this summer at the FIBA U19 World Cup in Hungary and won a gold medal at the 2022 FIBA U18 Americas.
- Consensus 4-star recruit, ranked as high as No. 35 in the Class of 2023.

**4** JARIUS HICKLEN

6-4 | Jr. | G | Dallas, Texas

G-GS	Min	Reb	Ast	Stl	Blk	Pts
9-1	18.2	1.2	0.7	1	1	5.1

- Sharp-shooter ranks among the NCAA's active leaders with 265 career triples on 38.6% accuracy.
- Is 10-of-17 (.588) from deep over his last four games after a 5-for-20 start to the year.
- Grad transfer tallied over 1,300 career points at Oklahoma Baptist (2019-21) and North Florida (2021-23).
- Averaged 12.5 points last year for UNF. In 2021-22, ranked among the NCAA leaders in 3-pt FG (35th, 2.90) and accuracy (33rd, .401)
- Is pursuing a second masters degree at OSU in interdisciplinary studies. He knocked out his associates degree while still in high school, finished his bachelors in sports management in two years at OBU, and completed his first masters at UNF last spring.

**5** QUION WILLIAMS

6-5 | So. | G | Jonesboro, Ark.

G-GS	Min	Reb	Ast	Stl	Blk	Pts
9-9	30.3	6.2	2.6	10	2	7.1

- Athletic guard provides defense, rebounding and energy... Can play multiple positions, including the four-spot in small lineups.
- The only Cowboy who has started every game this year and the team's leading rebounder (6.2).
- Matched his career high with 12 points on 5-of-6 shooting against Tulsa (Dec. 10).
- On Dec. 5 at SIU, secured his first double-double of the season (10 pts, 10 reb) and his third game with 10+ rebounds.
- One of three Cowboy rotation players back from last year, saw an increased role over the final month of his freshman season and averaged 8.0 points, 5.3 rebounds and 2.7 assists in the three NIT games last March.

**12** JAVON SMALL

6-3 | Jr. | G | South Bend, Ind.

G-GS	Min	Reb	Ast	Stl	Blk	Pts
8-8	32.0	5.1	4.8	8	2	17.1

- Playmaking point guard leads the team in points, assists and three-point field goals (18 on 41.9% accuracy).
- Ranks among NCAA leaders in assists (68th, 4.8) and free throw makes (76th, 4.6).
- 88.1% free throw shooter sank 28-straight from Nov. 17-Dec. 10 (tied for the ninth longest streak in OSU history),
- Has topped 20 points three times: 29 vs. Notre Dame, 24 vs. Creighton and 25 at SIU.
- 29-point, 10-rebound effort against Notre Dame was OSU's first 25+ point double-double since Cade Cunningham in 2020-21.
- Averaged 15.8 points and 5.6 assists for ECU in 2022-23 but missed the last two months of the season with a leg injury.

**13** CONNOR DOW

6-6 | Fr. | G | Broken Arrow, Okla.

G-GS	Min	Reb	Ast	Stl	Blk	Pts
8-0	10.9	1.6	0.3	5	1	3.0

- True freshman sniper can get his shot off from just about anywhere due to his 6-6 frame and high basketball IQ.
- Logged six minutes in his first career road game at SIU (Dec. 5) and 10 minutes against Tulsa (Dec. 10) but did not attempt a shot.
- Prior to that made 2-of-5 threes against New Orleans (Nov. 20) and 2-of-4 vs. HCU (Nov. 24)
- Made 3-of-7 threes in the opener -- most in a Cowboy debut since 2019 when Keylan Boone nailed three vs. ORU.
- Compared by OSU head coach Mike Boynton to former Cowboy Thomas Dziagwa.
- Oklahoman Super 5 pick last year after leading Broken Arrow HS to a 5A runner-up finish.

**14** JAMYRON KELLER

6-3 | Fr. | G | St. Matthews, S.C.

G-GS	Min	Reb	Ast	Stl	Blk	Pts
5-0	16.4	2.2	1.4	1	0	8.4

- Freshman point guard is described as a junk yard dog, blue collar type of player.
- Supplied 8 points in 13 minutes vs. Tulsa (Dec. 10)
- Shooting 66.7% from the field (16-of-24) -- 6-of-12 from three (.500) and 10-of-12 from two (.833).
- Prior to that made 2-of-5 threes against New Orleans (Nov. 20) and 2-of-4 vs. HCU (Nov. 24)
- Missed the first four games due to injury but exploded for 18 points on 7-of-10 shooting (4/7 3pt) in his debut against UNO (Nov. 20) and 10 points on 4-of-4 shooting vs. Houston Christian (Nov. 24).
- Texas 5A player of the year scored more than 2,500 career points for Ellison High School.

**21** JUSTIN MCBRIDE

6-8 | Fr. | F | Plano, Texas

G-GS	Min	Reb	Ast	Stl	Blk	Pts
7-0	10.4	2.0	0.0	0	2	3.9

- Skilled forward with size and athleticism, can score from inside or on the perimeter.
- Has not seen time in either of the last two games.
- Grabbed a season-high five rebounds vs. Houston Christian (Nov. 24).
- Shooting 64.3% from inside the arc.
- One of the nation's youngest players (he turned 18 on July 25).
- Dallas area standout earned four stars from Rivals and a No. 79 class ranking.

**23** BRANDON GARRISON

6-11 | Fr. | C | Oklahoma City, Okla.

G-GS	Min	Reb	Ast	Stl	Blk	Pts
9-6	17.8	5.2	0.9	6	15	5.1

- McDonald's All-American freshman has started the last six games at center.
- Ranks 26th nationally and fifth among freshmen regulars in block percentage (10.25), per KenPom.
- Team-high 15 blocks... Ranks fourth on the Big 12 leaderboard at 1.67 blocks per game.
- Became just the fourth Cowboy freshman to block 6+ shots vs. HCU (Nov. 24) joining Yor Anei, Byron Housron and Leroy Combs.
- Career-high 10 rebounds at SIU (Dec. 5)... Career-high 10 points against Houston Christian (Nov. 24).
- Consensus 4-star, ranked as high as No. 30 by Rivals in the Class of 2023.... Has added 18 pounds of muscle since his June arrival.

**24** ISAIAH MIRANDA

7-1 | R-Fr. | F/C | Pawtucket, R.I.

G-GS	Min	Reb	Ast	Stl	Blk	Pts
1-0	3.9	2.0	0.0	1	0	2.0

- Made his collegiate debut against Tulsa (Dec. 10) and finished with two points in 3:54.
- Scored his first basket in the second half when he stole the ball and hustled down the floor for a tip dunk.
- Missed the first eight games to two separate injuries.
- 7-foot-1 athlete has a 40-inch vertical and a diverse set of basketball skills...
- Redshirted last spring at NC State after reclassifying mid way through the year.
- Prior to reclassifying was listed as the 30th-best recruit in his class.

**32** MIKE MARSH

6-10 | R-Sr. | C | Columbia, S.C.

G-GS	Min	Reb	Ast	Stl	Blk	Pts
8-3	19.9	5.4	1.5	2	5	8.0

- Grad transfer has been a consistent post presence and strong veteran mentor for a young front court.... Shooting 56% from the field.
- Team-high 14 points against Houston Christian (Nov. 24) on 6-of-9 shooting.
- Posted his first double-double as a Cowboy with 13 points and 11 rebounds against New Orleans (Nov. 20).
- Stalwart in the low post who featured prominently at Jacksonville for the past two seasons.
- Missed most of summer workouts and did not play during OSU's August tour of Spain while recovering from a shoulder injury.
- As a redshirt junior in 2022-23, averaged 10.5 points and 4.9 rebounds in 23.3 minutes while shooting 55.2%.

**51** JOHN-MICHAEL WRIGHT

6-1 | Gr. | G | Fayetteville, N.C.

G-GS	Min	Reb	Ast	Stl	Blk	Pts
9-5	21.0	1.2	1.4	10	0	7.6

- Veteran combo guard is a vocal leader who can play on or off the ball.
- After a 9-of-41 start to the year from three (.220), nailed 2-of-4 in the win over Tulsa (Dec. 10).
- Ranks fourth among active players in points scored at the Division I level (1,930) and has clocked more than 4,000 minutes.
- Made his 250th career triple at the NCAA level against HCU (Nov. 24)
- Has a team-high 10 steals and has scored in double figures five times.
- Has made 13-of-14 free throws this year (.929) and 60-of-72 (.833) in two seasons at OSU.

Game Notes

GAME 9	Tulsa	57
	Oklahoma State	72
Dec. 10, 2023 TV: ESPN2 Oklahoma City, Okla. (Paycom Center)		

	1st	2nd	Score
Tulsa	26	31	- 57
Oklahoma State	35	37	- 72

- **Javon Small** scored 18 points and OSU rode a fast start to a neutral court win over Tulsa in the Battleground 2K23.
- The Cowboys won despite totaling more turnovers (28) than baskets (23). They committed just one in the first 9:00 while building leads of 17-3 and 21-5 but had 13 in the final 11:00 and 14 more after halftime.
- **PJ Haggerty** and **Tyshawn Archie** scored 13 points each and combined for nine of Tulsa's 19 steals – the most ever by an OSU opponent.
- The Cowboys atoned with a dominant defensive effort of their own, forcing 20 Tulsa turnovers while finishing +18 on the boards (41-23). They held the Golden Hurricane to 37% from the field, (3-of-20 from deep) and just four assists.
- OSU shot 48.9% and 8-of-20 from three.
- **Quion Williams** added a career-high 12 points on 5-of-6 shooting along with seven rebounds, four assists and three steals. He converted a three-point play with 5:32 left in the opening half to give OSU its largest lead (30-11).

TULSA (5-3)

##	Name	Pts	FG	3pt	FT	TR	PF	A	TO	B	S	MP
04	PJ Haggerty*	13	4-13	0-4	5-6	4	2	0	5	0	4	35
11	Isaiah Barnes*	2	0-1	0-1	2-4	1	1	0	2	0	2	19
12	Carlous Williams*	11	5-6	1-1	0-0	1	1	0	0	1	1	28
15	Jared Garcia*	0	0-4	0-2	0-0	3	1	0	1	1	0	20
24	Cobe Williams*	12	3-10	1-4	5-8	2	5	1	5	0	3	24
00	Jesaiah McWright	2	1-5	0-1	0-0	2	1	0	2	0	3	16
01	Matthew Reed	0	0-2	0-1	0-0	6	0	1	1	0	0	20
05	Jarred Hall	4	1-2	0-1	2-2	1	3	0	2	0	1	9
08	Tyshawn Archie	13	6-11	1-5	0-0	1	3	2	2	1	5	27
34	Mohamed Keita	0	0-0	0-0	0-0	1	0	0	0	0	0	3
TEAM						1	0					
TOTALS		57	20-54	3-20	14-20	23	18	4	20	3	19	
			FG	%	3Pt	%	FT	%				
1st Half		9-26	35%		2-10	20%	6-8	75%				
2nd Half		11-28	39%		1-10	10%	8-12	67%				
Game		20-54	37.0%		3-20	15.0%	14-20	70.0%				

OKLAHOMA STATE (4-5)

##	Name	Pts	FG	3pt	FT	TR	PF	A	TO	B	S	MP
01	Bryce Thompson*	7	3-8	1-5	0-0	2	2	2	6	0	1	24
02	Eric Dailey Jr.*	5	1-5	0-2	3-7	6	1	3	2	0	1	21
05	Quion Williams*	12	5-6	1-1	1-1	7	3	4	5	0	3	34
12	Javon Small*	18	3-8	2-5	10-13	6	1	2	5	0	1	31
23	Brandon Garrison*	6	3-4	0-0	0-0	7	4	1	4	0	1	18
04	Jarius Hicklen	4	1-1	1-1	1-2	0	2	0	0	0	0	14
13	Connor Dow	0	0-0	0-0	0-0	1	0	0	0	0	0	10
14	Jamyrion Keller	8	2-3	1-2	3-3	1	0	1	2	0	0	13
24	Isaiah Miranda	2	1-3	0-0	0-0	2	2	0	1	0	1	4
32	Mike Marsh	4	2-5	0-0	0-0	4	2	0	2	1	0	20
51	John-Michael Wright	6	2-4	2-4	0-0	0	1	2	0	0	1	11
TEAM						5	0					
TOTALS		72	23-47	8-20	18-26	41	18	15	28	1	9	
			FG	%	3Pt	%	FT	%				
1st Half		13-22	59%		3-7	43%	6-10	60%				
2nd Half		10-25	40%		5-13	38%	12-16	75%				
Game		23-47	48.9%		8-20	40.0%	18-26	69.2%				

Officials: Keith Kimble, Rick Crawford, Owen Shortt

Start time: 5:30 p.m. CT | Duration: 2:11 | Attendance: | OSU led for 38:56.
Tied for 1:04 | Times tied: 0 | Lead Changes: 0 | Largest Lead: OSU by 19
Technical Fouls: Miranda, OSU (Class A) 9:59 1st; Hall, TLS (Class A) 9:59 1st,
Garrison, OSU (Class A) 7:53 2nd, Miranda (Class B), 7:43 2nd

Points	Paint	Off TO	2nd Ch	F Brk	Bench	Pts/Pos
Tulsa	34	19	2	18	19	0.74
OSU	30	17	10	10	24	0.94

All-a-Board:

- OSU was dominant on the glass last week, out-rebounding SIU and Tulsa by a combined **84-47**. That was especially true on the defensive end where the Cowboys vacuumed up **54** of the **66** opponent misses (**81.8%**) and limited the two teams to just **nine** total second chance points.
- For the season, the Cowboys now rank **19th** nationally in defensive rebounding percentage, snapping up over three-quarters of available opportunities (**76.4%**). Opponents are averaging **7.8** second-chance points.
- OSU has taken a committee approach to rebounding with **five** players averaging 5.0+ boards.
- **Four** different Cowboys have posted a double-double this year (**Quion Williams, Eric Dailey Jr., Javon Small** and **Mike Marsh**) and **five** players have grabbed double-digit rebounds at least once (**Brandon Garrison**).

It's a Small World:

- Junior point guard **Javon Small** has been OSU's best scorer (17.1 points) and facilitator (4.8 assists).
- In eight games, Small has scored **137** points and produced **91** more off assists. Those **228** total points represent nearly half (**47.9%**) of OSU's scoring output during his time on the court.

Javon Small // Points Responsible For

Opp.	OSU Pts on court	Points by Small	Points Assisted by Small	Small's Total PRF	% of OSU Total
SHSU	61	16	13	29	47.5%
vs. St. B	52	3	17	20	38.5%
vs. ND	56	29	4	33	58.9%
UNO	66	16	13	29	43.9%
HCU	68	6	21	27	39.7%
CRE	61	24	10	34	55.7%
SIU	57	25	9	34	59.6%
vs. TLS	55	18	4	22	40.0%
TOTALS	476	137	91	228	47.9%

- **Small** has topped the 20-point mark **three** times in his last six games. In that span, he's averaging **19.7** points on nearly **eight** free throw attempts per game (36-of-39, .923).
- For the season, Small is averaging **4.6** free throw makes per game (76th nationally).
- From Nov. 17 to Dec. 10, Small connected on **28**-straight free throws (finally missing late in the first half against Tulsa). His streak was the longest by a Cowboy since **Phil Forte** in 2015 and tied for the ninth-longest in program history.

OSU All-Time // Consecutive Free Throws Made

##	Player	Dates
43	Joe Smith	Dec. 13-30, 1967
	Phil Forte	Feb. 13 - Nov. 28, 2013
41	Phil Forte	Jan. 10-31, 2015
40	Arien Clark	Feb. 21 - Mar. 7, 1959
39	Joey Graham	Jan. 3-30, 2005
35	Keiton Page	Feb. 4-18, 2012
34	Keiton Page	Dec. 21, 2010 - Feb. 2, 2011
30	Arien Clark	Dec. 2-20, 1957
29	Keiton Page	Jan. 23 - Mar. 11, 2010
28	Moe Iba	Feb. 14 - Dec. 5, 1961
	Jack Herron	Dec. 30, 1966 - Dec. 5, 1967
	Javon Small	Nov. 17-Dec. 10

Close Encounters:

- In four of their five losses this year, the Cowboys have missed game-tying or potential game-winning shots in the last 10 seconds. OSU is **0-4** in games decided by five points in either direction.
- KenPom rates the Cowboys **360th** out of 362 teams in its "luck metric", which compares teams' expected winning percentage (based on analytics) with their actual record. Only North Texas and Troy have had it worse.

Fresh Takes:

- OSU forward **Eric Dailey Jr.** is one of only **19** freshmen from a major conference (ACC, Big 12, Big East, Big Ten, Pac 12, SEC) who are averaging better than 25 minutes per game. He's also one of just **22** who are averaging more than 9.0 points.
- With **Isaiah Miranda's** Dec. 10 debut, all 12 Cowboy scholarship players have now seen action. Miranda is the **sixth** OSU freshman to make his collegiate debut this season.
- OSU had at least **two** freshmen on the court for over half (**20:34**) out of the 40 minutes against Tulsa.

Also Trending:

- OSU is **4-0** when leading at the half but **0-5** when tied or trailing.
- The Cowboys have played opponents to a stalemate in the first half (310-310) but outscored them by an average of **6.9** points after halftime. They've won the second half in seven of the nine games.
- Going back to last year, OSU has held **18** straight opponents under 80 points.
- Over the last two seasons, OSU is **23-4** when finishing with a higher shooting percentage than the opposition, compared to **1-17** when out-shot.

New Kid on the Blocks:

- **10** of freshman **Brandon Garrison's** team-high **15** blocks have come over the last four games.
- Garrison's **1.88** blocks per game ranks 54th nationally and top-5 among freshmen.
- With a six-block night against Houston Christian on Nov. 24, Garrison became only the fourth freshman in OSU history to swat half-a-dozen or more shots in a game, joining **Yor Anei** (4x in 2018-19), **Byron Houston** (2x in 1988-89) and **Leroy Combs** (1979-80).

NCAA Freshman Leaders // Block Percentage

Player	School	Total	Avg
1. Miles Rubin	Loyola Chicago	23	15.16
2. Owen Freeman	Iowa	20	12.25
3. Justin Bodo Bodo	High Point	20	11.23
4. Yves Missi	Baylor	20	11.09
5. Brandon Garrison	Oklahoma St.	15	10.25

NCAA Division I; Through Dec. 14, 2023

Game Notes

OSU ALL-TIME VS. ORAL ROBERTS

Overall: OSU leads 19-5 (Won 4) • **Home:** OSU, 12-1 (Won 11) • **Away:** OSU, 7-3 (Won 1) • **Neutral:** ORU, 1-0 • **Boynton Era:** OSU, 4-0

Date	Location (Venue)	AP	W/L	Score	OSU Coach	OSU Scoring Leader	ORU Coach	ORU Scoring Leader
12/6/1975	Stillwater (GIA)	-	-	W 74-62	Guy Strong	18 -- Olus Holder	Jerry Hale	24 -- Anthony Roberts
12/11/1976	Tulsa (Mabee Center)	-	-	L 65-79	Guy Strong	18 -- Fred Stevenson	Jerry Hale	40 -- Anthony Roberts
12/13/1977	Stillwater (GIA)	-	-	L 75-77	Jim Killingsworth	24 -- Olus Holder	Lake Kelly	19 -- Dahms
12/12/1978	Tulsa (Mabee Center)	-	-	W 70-69	Jim Killingsworth	23 -- Ed Odom	Lake Kelly	21 -- Calvin Garrett
12/2/1980	Stillwater (GIA)	-	-	W 86-80	Paul Hansen	22 -- Matt Clark	Ken Hayes	20 -- Gary Johnson
12/2/1981	Tulsa (Mabee Center)	-	-	W 77-75	Paul Hansen	16 -- Leroy Combs	Ken Hayes	22 -- Gary Johnson
1/11/1983	Stillwater (GIA)	-	-	W 108-82	Paul Hansen	25 -- Leroy Combs	Dick Acres	20 -- Ben Perry
12/5/1983	Tulsa (Mabee Center)	-	-	L 61-62	Paul Hansen	18 -- Raymond Crenshaw	Dick Acres	23 -- Sam Potter
12/18/1984	Stillwater (GIA)	-	-	W 92-71	Paul Hansen	25 -- Charles Williams	Dick Acres	18 -- Jeff Acres
12/7/1985	Tulsa (Mabee Center)	-	-	W 73-71	Paul Hansen	14 -- Nolan Richardson	Ted Owens	18 -- Akin Akin-Otiko
1/18/1989	Stillwater (GIA)	-	-	W 124-98	Leonard Hamilton	33 -- Richard Dumas	Ken Trickey	34 -- Greg Sutton
1/25/1992	Tulsa (Mabee Center)	3	-	W 84-61	Eddie Sutton	30 -- Byron Houston	Ken Trickey	32 -- Ray Thompson
1/21/1993	Tulsa (Mabee Center)	-	-	W 90-45	Eddie Sutton	13 -- Bryant Reeves/Brooks Thompson	Ken Trickey	15 -- Ray Thompson
3/4/1993	Stillwater (GIA)	19	-	W 114-85	Eddie Sutton	35 -- Fred Burley	Ken Trickey	23 -- Ray Thompson
11/29/1993	Stillwater (GIA)	8	-	W 94-52	Eddie Sutton	22 -- Richard Reeves	Bill Self	12 -- LeNard Jones/Kenny Bohanon
1/11/1995	Tulsa (Mabee Center)	-	-	W 84-45	Eddie Sutton	15 -- Terry Collins	Bill Self	9 -- James Kruse
1/10/1996	Stillwater (GIA)	-	-	W 73-56	Eddie Sutton	17 -- Jerome Lambert	Bill Self	10 -- Tim Gill
1/29/1997	Tulsa (Mabee Center)	-	-	L 60-71	Eddie Sutton	22 -- Chianti Roberts	Bill Self	26 -- Clifford Crenshaw
12/2/1997	Stillwater (GIA)	-	-	W 73-66	Eddie Sutton	22 -- Brett Robisch	Barry Hinson	16 -- Eric Perry
12/20/2007	% Oklahoma City (Ford Center)	-	-	L 59-74	Sean Sutton	18 -- Marcus Dove	Scott Sutton	21 -- Robert Jarvis
11/16/2017	Stillwater (GIA)	-	-	W 91-48	Mike Boynton Jr.	21 -- Brandon Averette	Paul Mills	16 -- Albert Owens
11/6/2019	Stillwater (GIA)	-	-	W 80-75	Mike Boynton Jr.	18 -- Isaac Likekele	Paul Mills	21 -- Deondre Burns
12/8/2020	Stillwater (GIA)	-	-	W 83-78	Mike Boynton Jr.	29 -- Cade Cunningham	Paul Mills	33 -- Max Abmas
11/26/2021	Tulsa (Mabee Center)	-	-	W 78-77 ot	Mike Boynton Jr.	21 -- Bryce Williams	Paul Mills	29 -- Max Abmas

% = All-College Classic

The Series with ORU:

- This is meeting No. 25 in a series that began 48 years ago.
- OSU leads 19-4 with four straight victories but the last three have all come by five points or less.
- The Cowboys have won 12 of the 13 matchups at GIA, including 11 in a row. ORU's lone victory in Stillwater happened Dec. 13, 1977.

Memorable Series Moments:

- **Jan. 11, 1983** – Matt Clark recorded 11 of OSU's school record 30 assists (a mark that has since been broken) in 108-82 win. The Cowboys made 43 field goals on 66.2% shooting.
- **Jan. 18, 1989** – OSU set a school record for most points against Division I opponent in a 124-98 win. Richard Dumas scored 33 of them on 14-of-24 shooting and grabbed 11 rebounds.
- **Jan. 25, 1992** – Byron Houston's 30 points and 12 rebounds led the Cowboys to a 84-61 win at ORU's Mabee Center. It was victory No. 18 in a school-record 20-0 start to the season.
- **Mar. 4, 1993** -- Fred Burley (35), Brooks Thompson (33) and Bryant Reeves (31) combined for 99 points in 19th-ranked OSU's 114-85 win.
- **Nov. 6, 2019** – Yor Anei blocked eight shots to help the Cowboys fend off ORU, 80-75.
- **Dec. 8, 2020** – Cade Cunningham scored 29 points to help OSU survive another ORU upset bid, 83-78. Max Abmas, the nation's leading scorer, finished with 33 points on 6-of-12 three-point shooting for the Golden Eagles, who would go on to reach the Sweet 16 as a No. 15 seed.
- **Nov. 26, 2021** -- In the most recent matchup, Abmas scored another 29 points on seven threes, but Bryce Williams hit back-to-back turn around jumpers late in overtime to help OSU emerge, 78-77.

Scouting the Golden Eagles:

- ORU lost 2,000-point scorer **Max Abmas** to Texas and head coach **Paul Mills** to Wichita State over the off-season but looks to continue the program's momentum under former second-in-command **Russell Springman**.
- The Golden Eagles have played in two of the last three NCAA tournaments, highlighted by a trip to the 2021 Sweet 16. Last year's group went 30-5 and ran the table in the Summit League.
- ORU returns a pair of senior starters in **Issac McBride** (second team All-Summit last year) and 6-5 wing **Kareem Thompson** and is picked second out of nine teams.
- Springman has kept much of the same blueprint: Dunks and threes are good and turnovers bad.
- The Golden Eagles' 8.7 turnovers per game are third-fewest nationally. They haven't committed more than 12 in any game this year.
- They're tied for ninth in three-point field goals per game (10.8). Nearly 48% of the team's shots and 42.3% of its scoring come from deep.
- McBride – a former Vanderbilt transfer who has played Robin to Abmas' Batman the past two seasons – has transitioned nicely into the role of featured scorer, averaging 18.8 points. He's one of four Golden Eagles who are averaging at least 2.0 threes per game.
- Thompson (12.6 ppg, 5.7 rpg) tops the team in assists (4.2), steals (1.8) and threes (22).
- The duo of McBride and Thompson rarely leave the floor, averaging 37.8 and 38.5 minutes respectively. In seven games against Division I competition, McBride has sat for a grand total of 1:28. Thompson has played all but 1:41.
- 6-4 Trinidad State product **Jailen Bedford** (14.4 ppg) is the team's leading rebounder at 6.6 per game and has made 21-of-46 threes (.457).

- 6-7 graduate **DeShang Weaver** (12.6 ppg, team-high 24 blocks) is a veteran forward who is in his fifth year with the ORU program.
- ORU (4-5) has faced the nation's 19th toughest schedule, per KenPom. All five losses have come on the road, including an overtime affair at Kansas State and single-digits setbacks at Texas A&M and Texas Tech.

Matchup Mashup:

- OSU and ORU already share a common opponent. The Golden Eagles defeated Tulsa, 79-70, at the Mabee Center on Dec. 2.
- OSU **Bryce Thompson** and ORU's **Trey Phipps** were teammates on Booker T. Washington's 2019 state championship squad. Both earned first team All-6A honors as seniors in 2020.
- OSU assistant coach **Scott Sutton** is the winningest coach in ORU history. The three-time Summit League Coach of the Year guided the Golden Eagles to 328 victories and eight postseason appearances from 1999-2017.
- Sutton is one of four OSU grads who have led the ORU program, along with **Jerry Hale** (1975-78), **Bill Self** (1993-97) and **Barry Hinson** (1997-99).
- ORU Assistant AD for Communications **Jarrett Hardwick** and play-by-play voice **Adam Hildebrandt** are also proud OSU graduates.

A Cowboy win would...

- Even their record at 5-5 with back-to-back wins.
- Make 4-2 at home this year.
- Be their fifth straight vs. ORU (20-5)
- Make them 13-1 vs. ORU at GIA with 12 straight wins.
- Make Boynton 5-0 vs. ORU and a combined 17-6 against Oklahoma's three other Division I programs (9-4 vs. OU, 3-1 vs. Tulsa).

Head Coach Mike Boynton Jr.



Mike Boynton Jr.

7th year | South Carolina '03

- **"Let's Work!"** More than just a cliché team slogan, this defense-first, blue collar mentality is the foundation for seventh-year head coach **Mike Boynton Jr.**'s program at Oklahoma State.
- The 41-year-old Brooklyn native has guided the program to **five** postseason victories during his tenure along with **three** 20-win campaigns while winning the hearts and minds of the OSU community.
- The 2021 Cowboys finished with a No. 11 ranking and reached the second round of the NCAA tournament, while the 2018 and 2023 squads both advanced to the NIT quarterfinals.
- OSU's Nov. 12, 2023 win over Sam Houston State was Boynton's **108th** and moved him into sole possession of fourth on OSU's career wins list.
- Boynton's **23** wins over nationally-ranked teams are the third-most in OSU history behind Eddie Sutton (49) and Henry Iba (27) and **11** of those victories have come against top-10 foes.
- Boynton's teams have led the Big 12 in blocked shots and finished among the top-20 in KenPom's defensive efficiency rankings in each of the last **three** seasons.
- Known as one of college basketball's good guys, Boynton was a finalist for the 2021 Skip Prosser Man of the Year, given annually to a head coach who exhibits strong moral character. Core values of his program center on **respect, appreciation, accountability** and **discipline**.
- In his first six seasons as the helm, Boynton has mentored **10** All-Big 12 selections and **22** academic all-conference honorees, including **Cade Cunningham**, who earned consensus First Team All-American, National Freshman of the Year and Big 12 Player of the Year honors during a standout 2020-21 season.

Cowboys in the Pros:

- Cunningham – drafted No. 1 overall by the Detroit Pistons – is one of three Boynton Era Cowboys who have gone on to play in the NBA, joined by **Cameron McGriff** (Blazers) and **Lindy Waters III** (Thunder).

On the Recruiting Trail:

- Boynton's tireless work ethic extends to all areas of the Cowboy program but has been most evident on the recruiting trail. Since November, 2019 he's signed **three** five-star and **12** four-star recruits, including Cunningham – the No. 1 recruit in the Class of 2020 and winner of the Naismith Trophy as the nation's best high school player.
- OSU's 2023 class (which has been ranked as high as seventh by national pundits) is Boynton's highest-rated, edging out the 2020 group. The front court trio of **Brandon Garrison** (Rivals No. 30), **Eric Dailey Jr.** (247Sports, No. 33) and **Justin McBride** (Rivals No. 79) all earned four-star grades, while guards **Jamyron Keller** (Rivals No. 134) and **Connor Dow** were three-star prospects. Not included in that ranking was redshirt freshman **Isaiah Miranda**, who ranked as high as 29th in that class before reclassifying.
- Garrison joined current Cowboy senior **Bryce Thompson** and Cunningham as former McDonald's All-Americans who have gone on to play for Boynton.

Rivals 2023 Recruiting Class Rankings

School	5-Star	4-Star	3-Star
1. Duke	4	0	0
2. Southern Cal	1	2	0
3. Connecticut	1	4	0
4. Michigan St.	1	3	0
5. Iowa St.	1	3	1
6. Oregon	2	1	0
7. Oklahoma St.	0	3	2
8. Louisville	1	2	0
9. Maryland	0	3	1
10. Memphis	0	4	0

Boynton's Top-25 Signing Classes

2019 (25th)
2020 (10th)
2023 (7th)

Boynton with USA Basketball:

- Boynton has been active with USA Basketball in each of the last three off seasons, serving as an assistant coach for the United States and the 2023 FIBA U19 World Cup in Hungary and the 2022 FIBA U18 Americas in Tijuana, Mexico. The latter team – which included Dailey and Garrison – won a gold medal. In the summer of 2021, Boynton served as a court coach for the U19 National Team training camp in Fort Worth, Texas.

Cowboys in the Classroom:

- As a first-generation college graduate, academics are near and dear to Boynton's heart and play an important role within his program. In his first six years, OSU has had **22** Academic All-Big 12 selections, including a school-record **seven** honorees in 2022-23. The Cowboys collectively posted a **3.01** GPA during the 2022-23 academic year to earn the NABC's coveted Academic Team Excellence Award.

THE BOYNTON FILE

YEAR-BY-YEAR

Season	Overall	Big 12	Postseason
2017-18	21-15	8-10	2-1, NIT QF
2018-19	12-20	5-13	-
2019-20	18-14	7-11	canceled
2020-21	21-9	11-7	1-1, NCAA 32
2021-22	15-15	8-10	ineligible
2022-23	20-16	8-10	2-1, NIT QF
2023-24	4-5	-	
Totals	111-94	47-61	5-3

COACHING RESUME

2017-Pr.	Head Coach, Oklahoma State
2016-17	Assistant Coach, Oklahoma State
2013-16	Assistant Coach, Stephen F. Austin
2018-13	Assistant Coach, South Carolina
2007-08	Associated Head Coach, Wofford
2005-07	Assistant Coach, Coastal Carolina
2004-05	Graduate Assistant, Furman

COACHING HONORS

2021	Jim Phelan National COY finalist
2021	Skip Prosser Man of the Year finalist

WITH USA BASKETBALL

2023	Assistant Coach / FIBA U19 World Cup
2022	Assistant / FIBA U18 Americas*
2021	Court Coach/ FIBA U19 Training Camp

*=Gold medalists

PERSONAL INFO

Birthdate:	Jan. 17, 1982
Hometown:	Brooklyn, New York
Wife:	Jenny, Children: Ace & Zoe
Alma Mater:	South Carolina, '03 (African American Studies)
	• Four-year letterman (2000-04)
	• Ranks among USC career leaders in games (125)
	• Made 79 threes on 40.6% accuracy as a senior and led the Gamecocks to an NCAA tournament appearance.

BOYNTON ERA MILESTONES

Nov. 10, 2017 -- Stillwater/GIA

OSU 78, Pepperdine 47
Boynton's first win as head coach; First at GIA

Dec. 16, 2017 -- Sunrise, Fla.

OSU 71, #19 Florida State 70
First win over a nationally-ranked opponent

Jan. 6, 2017 -- Stillwater/GIA

OSU 96, Iowa State 87
First Big 12 win

Mar. 3, 2017 -- Stillwater/GIA

OSU 82, #6 Kansas 64
First Big 12 team to sweep Kansas since 2004

Mar. 19, 2021 -- Indianapolis

OSU 69, Liberty 62
First NCAA tournament win

Jan. 15, 2022 -- Waco, Texas

OSU 61, #1 Baylor 54
Program's first road win over AP No. 1

Feb. 1, 2023 -- Norman, Okla.

OSU 71, Oklahoma 61
100th career victory

Game Notes

NET RANKINGS

OKLAHOMA STATE TEAM SHEET

(As of Friday, Dec. 15)

Quadrant 1		0-1	
H: 1-30 • N: 1-50 • A: 1-75			
Nov. 30	Creighton	9	L 65-79
Jan. 6	Baylor	5	-
Jan. 9	@Texas Tech	74	-
Jan. 13	@Iowa St.	7	-
Jan. 16	Kansas	16	-
Jan. 20	@Kansas St.	72	-
Jan. 30	@Kansas	16	-
Feb. 6	@Houston	2	-
Feb. 10	@Oklahoma	15	-
Feb. 17	BYU	3	-
Feb. 21	@Cincinnati	25	-
Feb. 24	Oklahoma	15	-
Mar. 2	@Texas	62	-
Mar. 9	@BYU	3	-

Quadrant 2		0-2	
H: 31-75 • N: 51-100 • A: 76-135			
Nov. 16	vs. St. Bonaventure	66	L 64-66
Dec. 5	@Southern Illinois	115	L 68-70
Jan. 23	TCU	53	-
Feb. 3	Kansas St.	72	-
Mar. 5	Texas Tech	74	-

Quadrant 3		1-1	
H: 76-160 • N: 101-200 • A: 136-240			
Nov. 17	vs. Notre Dame	189	ot L 64-66
Dec. 10	Tulsa	191	W, 72-57
Dec. 17	Oral Roberts	155	-
Feb. 28	UCF	68	-

Quadrant 4		3-1	
H: 161-362 • N: 201-362 • A: 241-362			
Nov. 6	Abilene Christian	232	L 59-64
Nov. 12	Sam Houston	185	W 85-70
Nov. 20	New Orleans	276	W 96-68
Nov. 24	Houston Christian	358	W 92-65
Dec. 20	Wofford	173	-
Dec. 31	South Carolina St.	326	-
Jan. 3	Chicago St.	317	-
Jan. 27	West Virginia	193	-

BIG 12 IN THE NET RANKINGS

(As of Friday, Dec. 8)

NET	Team	W-L	NET SOS
2	Houston	10-0	232
3	BYU	9-1	197
5	Baylor	8-0	225
7	Iowa St.	8-2	255
15	Oklahoma	9-0	324
16	Kansas	8-1	38
25	Cincinnati	8-1	335
53	TCU	7-1	317
62	Texas	7-2	147
72	Kansas St.	8-2	246
74	Texas Tech	7-2	218
80	UCF	6-3	283
147	Oklahoma St.	4-5	237
193	West Virginia	4-5	204

Stacking Up with the Best

- OSU's **John-Michael Wright** and **Jarius Hicklen** entered the week ranked among the NCAA's active leaders in several categories. Both are in their fifth seasons of eligibility, due to COVID-19.
- Wright -- who played his first three years at High Point -- needs just **80** points to reach 2,000.
- Hicklen -- who played two years each at Oklahoma Baptist and North Florida -- and Wright have both made over 250 career threes.

NCAA DI* Active Leaders // Career Points

Player	School	Points
1. Max Abmas	Texas	2,720
2. Jahmir Young	Maryland	2,146
3. Armando Bacot	North Carolina	1,952
4. Isaiah Stevens	Colorado St.	1,949
5. Travis Ewee	Rice	1,935
6. John-Michael Wright	Oklahoma St.	1,920

Wright on the NCAA's Active Career Lists

Category	Total	DI*	ALL
Total Points	1,920	6th	15th
Field Goals	640	14th	26th
Free Throws	387	17th	32nd
3-Pointers	253	31st	44th

Hicklen on the NCAA's Active Career Lists

Category	Total	DI*	ALL
3-Point FGM/Game	2.63	13th*	-
3-Point FGM	184 (265 total)	98th*	35th

*Totals accumulated while playing for a DI school

^Hicklen has made 184 threes in 70 DI games. Through Dec. 14, 2023

On Tulsa and Turnovers:

- OSU turned the ball over 28 times in Sunday's 15-point win over Tulsa -- most by a Cowboy team since Dec. 22, 2001 when **Eddie Sutton's** squad committed 29 in an 85-76 win over Arkansas.
- That carelessness felt a bit out of character for an OSU team that came into the day averaging just **11.3** turnovers. The 28 giveaways doubled their previous season-high of 14.
- Per Stat Broadcast, the Cowboys came away with points on **32** of the **47** trips that *didn't* end in turnovers (**68.1%**) for an average of **1.53** points per possession.
- OSU improved to **13-5** in the Boynton Era when committing at least 20 turnovers and to **13-8** when forcing 20+.

If at First You Don't Succeed

- OSU's **20** offensive rebounds at SIU were a season-high and the most since last season's NIT quarterfinal game against North Texas. It was OSU's **fifth** game with 20+ offensive rebounds under **Mike Boynton Jr.** and the **third** time in that seven-year span that the Cowboys have grabbed more than half of their own misses (**52.6%**).

Boynton Era (2017-Present) // Offensive Rebounding %

Pct	Opponent	Date	OR
.537	Baylor	2/27/2023	22
.526	at Southern Ill.	12/5/2023	20
.517	Texas Tech	2/15/2020	20
.500	DePaul	11/20/2022	14
.500	Sam Houston	12/6/2022	14
.500	Prairie View	11/27/2022	15

OSU'S RECORD...

	'23-24	Boynton	Streak
Overall	4-5	111-94	W1
Non-Conference (Reg.)	4-5	54-26	W1
Big 12 Reg. Season	-	47-61	W1
Big 12 Tournament	-	5-4	L1
Postseason	-	5-3	L1
Home	3-2	68-35	L1
Away	0-1	26-44	L1
Neutral	1-2	17-15	W1
vs. AP Top 25	0-1	23-42	L3
Shooting 50% or better	1-0	31-4	W1
Shooting <50%	3-5	80-90	W1
Outshooting (or matching) foe	4-1	96-26	W3
Outshot	0-4	15-68	L11
Opponent shoots 50% or better	0-1	3-26	L6
Opponent shoots < 40%	3-0	77-22	W3
Outrebounding opponent	3-2	79-32	W1
Outrebounded	1-2	35-62	L2
Rebounds Even	0-1	4-6	-
Committing fewer turnovers	2-3	46-43	L1
Committing more turnovers	1-2	57-43	W1
Turnovers even	1-0	8-8	-
Forcing < 10 turnovers	0-1	5-17	L1
Forcing 10-14 turnovers	3-3	49-36	--
Forcing 15-19 turnovers	0-1	42-27	--
Forcing 20+ turnovers	1-0	15-14	W1
Outscoring opp. at FT line	2-1	72-26	W1
Outscored at FT line	3-3	35-62	L2
Free throws even	-	4-6	--
Scoring 80+ points	3-0	46-8	W10
Scoring 90+ points	2-0	11-0	W11+
Scoring 100+ points	-	2-0	W2+
Opponent scores < 50 points	-	8-0	W8+
Opponent scores < 60 points	1-0	37-5	W5
Opponent scores < 70 points	3-3	78-26	W3
Opponent scores < 80 points	4-5	104-64	W1
Opponent scores 80+ points	-	6-30	L6
Opponent scores 90+ points	-	2-5	L1
Opponent scores 100+ points	-	0-2	L2+
One Possession Games (1-3 pts)	0-3	17-19	L3
Margin of 5 points or less	0-4	32-32	L4
Single-digit margins	0-4	58-46	L5
Double-digit margins	4-1	53-47	--
20+ point margins	2-0	22-10	--

Sunday	2-0		
Monday	1-1		
Tuesday	0-1		
Wednesday	0		
Thursday	0-2		
Friday	1-1		
Saturday	-		
November	3-4	33-11	L1
December	1-1	17-17	W1
January	-	20-30	W1
February	-	21-27	L5
March	-	20-9	L1
Before Noon	-		
Noon to 6 p.m. Local	2-1		
6-8 p.m. Local	2-1		
After 8 p.m. Local	0-3		

National Rankings & Leaderboards

POLL WATCH

Associated Press Poll, Dec. 11

Team	Record	Points	Last
1 Arizona (62)	8-0	1,574	1
2 Kansas	9-1	1,461	2
3 Purdue	9-1	1,424	4
4 Houston (1)	10-0	1,416	3
5 UConn	9-1	1,344	5
6 Baylor	9-0	1,239	6
7 Marquette	8-2	1,221	8
8 Creighton	8-1	1,073	10
9 North Carolina	7-2	992	9
10 Gonzaga	7-2	860	7
11 Oklahoma	9-0	848	19
12 Tennessee	6-3	835	17
13 Clemson	9-0	746	24
14 Kentucky	7-2	677	16
15 Florida Atlantic	7-2	622	11
16 Illinois	7-2	589	20
17 Colorado State	9-1	522	13
18 BYU	8-1	503	14
19 Texas	7-2	451	12
20 James Madison	9-0	441	18
21 Duke	6-3	315	22
22 Virginia	8-1	300	NR
23 Wisconsin	7-3	213	23
24 Miami (FL)	7-2	156	15
25 Northwestern	7-1	147	NR

Others receiving votes: Colorado 116, Mississippi 86, Texas A&M 58, Auburn 57, Memphis 56, Alabama 43, Utah 25, **Iowa St. 20**, Ohio St. 9, Providence 7, San Diego St. 7, **TCU 6**, Nevada 5, South Carolina 3, New Mexico 2, Washington 2, **Kansas St. 1**, Grand Canyon 1, Dayton 1, Saint Joseph's 1.

USA Today Coaches Poll, Dec. 11

Team	Record	Points	Last
1 Arizona (28)	8-0	796	1
2 Kansas (1)	9-1	739	3
3 Houston (3)	10-0	734	2
4 Purdue	9-1	712	4
5 UConn	9-1	675	5
6 Baylor	9-0	642	6
7 Marquette	8-2	614	7
8 Creighton	8-1	529	11
9 North Carolina	7-2	486	10
10 Tennessee	6-3	462	13
11 Clemson	9-0	426	20
12 Oklahoma	9-0	422	22
13 Gonzaga	7-2	418	8
14 Florida Atlantic	7-2	359	9
15 Kentucky	7-2	317	17
16 Illinois	7-2	288	18
17 BYU	8-1	261	13
18 Colorado State	9-1	238	12
19 Duke	6-3	194	21
20 James Madison	9-0	181	24
21 Virginia	8-1	160	23
22 Texas	7-2	148	16
23 Wisconsin	7-3	92	NR
24 Miami	7-2	82	15
25 Ole Miss	9-0	79	NR

Others receiving votes: Northwestern 68, Texas A&M 56, Auburn 32, Colorado 31, Alabama 30, Memphis 26, **TCU 21**, **Iowa State 21**, Ohio State 18, San Diego State 10, Princeton 8, USC 8, Grand Canyon 5, New Mexico 5, Utah 3, **Cincinnati 2**, Drake 1, Indiana 1

OSU ON THE LEADERBOARDS (as of Dec. 15)

Team Statistics	NCAA	B12	Tot.	Big 12 Leader(s)		NCAA Leader(s)	
Rebound Margin (351 ranked)	70	11	5.9	BYU	13.6	Arizona	17.9
Three Point Attempts Per Game (351 ranked)	74	4	25.1	BYU	33	BYU	33
Assists Per Game (351 ranked)	79	9	15.4	Kansas	22.1	Kansas	22.1
Three Pointers Per Game (351 ranked)	83	3	8.7	BYU	12.2	BYU	12.2
Scoring Defense (351 ranked)	97	11	67.2	Houston	49.7	Houston	49.7
Bench Points per game (351 ranked)	113	7	25.22	BYU	40.5	UNCW	41
Rebounds Per Game (351 ranked)	118	11	38.11	BYU	45	Arizona	46.12
Assist/Turnover Ratio (351 ranked)	136	10	1.18	BYU	2.04	Kentucky	2.2
Rebounds (Defensive) Per Game (351 ranked)	137	9	26.67	Kansas	31.1	UT Martin	33.55
Three Point Percentage (351 ranked)	137	9	34.5	Baylor	43.2	Wyoming	43.3
Rebounds (Offensive) Per Game (351 ranked)	138	10	11.44	Houston	16.1	St. John's (NY)	18.22
Scoring Margin (351 ranked)	139	13	6.7	BYU	27.5	Arizona	30.1
Effective FG pct (351 ranked)	149	9	0.52	Baylor	0.595	Indiana St.	0.621
Turnovers Forced Per Game (351 ranked)	153	9	13.11	Iowa St.	19.2	Bethune-Cookman	21.22
Field Goal Percentage Defense (351 ranked)	162	14	42.3	Houston	35	Virginia	34.8
Fastbreak Points (351 ranked)	166	11	10.44	TCU	27.75	TCU	27.75
Field Goal Percentage (351 ranked)	180	9	44.8	Kansas	52.7	Kansas	52.7
Blocks Per Game (351 ranked)	199	12	3.2	UCF	5.7	Eastern Ky.	7.4
Turnover Margin (350 ranked)	200	11	0	Houston	8.7	Houston	8.7
Three Point Percentage Defense (351 ranked)	204	10	33.1	BYU	23.4	UIC	23
Fouls Per Game (351 ranked)	205	12	17.4	West Virginia	12.2	Creighton	9.3
Scoring Offense (351 ranked)	210	13	73.9	Baylor	91.1	James Madison	94.1
Turnovers Per Game (351 ranked)	234	13	13.1	Houston	9.2	Richmond	8.1
Free Throw Attempts Per Game (351 ranked)	243	12	18.1	Iowa St.	27.8	Tulane	33.1
Winning Percentage (347 ranked)	245	13	44.4	3 Teams	100	7 teams tied	100
Steals Per Game (351 ranked)	248	12	6.2	Iowa St.	12.2	Bethune-Cookman	14.4
Free Throws Made Per Game (351 ranked)	287	14	11.7	Iowa St.	19.2	Tulane	24.8
Free Throw Percentage (351 ranked)	323	14	64.4	Oklahoma	79	Villanova	81.8

Individual Statistics	Player	NCAA	B12	Tot.	Big 12 Leader(s)	
Assists Per Game (346 ranked)	Javon Small	68	7	4.8	Dajuan Harris Jr., Kansas	7
Free Throw Percentage (346 ranked)	Javon Small	68	3	88.1	Taylor Perry, Kansas St.	92.9
Blocks Per Game (344 ranked)	Brandon Garrison	73	4	1.67	Ibrahima Diallo, UCF	2.33
Blocks (297 ranked)	Brandon Garrison	87	4	15	Ibrahima Diallo, UCF	21
Points Per Game (350 ranked)	Javon Small	121	7	17.1	Jaylin Sellers, UCF	19.6
Free Throws (333 ranked)	Javon Small	146	7	37	Taylor Perry, Kansas St.	52
Assists (317 ranked)	Javon Small	164	10	38	Dajuan Harris Jr., Kansas	70
Three Pointers Per Game (336 ranked)	Javon Small	176	6	2.25	Jaxson Robinson, BYU	3.6
Assist/Turnover Ratio (350 ranked)	Javon Small	212	17	1.81	Spencer Johnson, BYU	3.92
Double Doubles (217 ranked)	Eric Dailey Jr.	217	12	1	Hunter Dickinson, Kansas	6
Double Doubles (217 ranked)	Quion Williams	217	12	1	Hunter Dickinson, Kansas	6
Double Doubles (217 ranked)	Mike Marsh	217	12	1	Hunter Dickinson, Kansas	6
Double Doubles (217 ranked)	Javon Small	217	12	1	Hunter Dickinson, Kansas	6
Minutes Per Game (350 ranked)	Javon Small	233	13	32:01	Taylor Perry, Kansas St.	36:34
Rebounds (Defensive) Per Game (348 ranked)	Javon Small	271	13	4.62	Hunter Dickinson, Kansas	9.9
Rebounds (Offensive) Per Game (315 ranked)	Mike Marsh	274	19	2.12	Sam Godwin, Oklahoma	3.88
Field Goal Percentage (350 ranked)	Javon Small	287	18	44.6	Otega Oweh, Oklahoma	69.1
Free Throw Attempts (322 ranked)	Javon Small	288	12	42	Keshon Gilbert, Iowa St.	69
Rebounds Per Game (340 ranked)	Quion Williams	310	15	6.2	Hunter Dickinson, Kansas	12.6
Rebounds (Offensive) Per Game (315 ranked)	Quion Williams	315	23	2	Sam Godwin, Oklahoma	3.88
Rebounds (Defensive) Per Game (348 ranked)	Eric Dailey Jr.	317	14	4.44	Hunter Dickinson, Kansas	9.9
Total 3-point FGM (339 ranked)	Javon Small	339	13	18	Jaxson Robinson, BYU	36
Field Goal Attempts (344 ranked)	-	-	-	-	Cam Carter, Kansas St.	153
Field Goals (340 ranked)	-	-	-	-	Hunter Dickinson, Kansas	79
Points (340 ranked)	-	-	-	-	Hunter Dickinson, Kansas	194
Rebounds (345 ranked)	-	-	-	-	Hunter Dickinson, Kansas	126
Steals (304 ranked)	-	-	-	-	Tamin Lipsey, Iowa St.	36
Steals Per Game (344 ranked)	-	-	-	-	Tamin Lipsey, Iowa St.	3.6
Three Point Attempts (333 ranked)	-	-	-	-	LJ Cryer, Houston	88
Three Point Percentage (113 ranked)	-	-	-	-	Jaxson Robinson, BYU	44.4
Triple Doubles (2 ranked)	-	-	-	-	Kevin McCullar Jr., Kansas	2

Leaderboards are updated daily throughout the season at stats.ncaa.org

For averages, players must have competed in at least 75% of his team's games.

Other minimums also apply: FG% (5.0 FGM/game), 3PT% (2.5 3FGM/game), FT% (2.5 FTM/game), A:TO Ratio (3.0 APG)

Game Notes

Another Big Year for the Big 12

- The Big 12 (KenPom's highest-rated conference in eight of the last 10 seasons) is strong again in 2023-24.
- The league boasts seven of the top-25 teams in Friday's NCAA NET rankings.
- Six Big 12 schools are ranked in the latest AP Poll and three more are receiving votes.

OKC Native is OSU's First 2024 Signee:

- Another of Oklahoma's own will suit up for the Cowboys next fall. 6-foot-4 playmaker **Jeremiah Johnson** made his Oklahoma State commitment official on Nov. 8 by signing a National Letter of Intent.
- Originally from Oklahoma City, Johnson played for Utah-based Wasatch Academy last spring in the National Interscholastic Basketball League and will further test himself this year in the Overtime Elite League while competing for PHHoenix (AZ) Prep.
- Johnson is a four-star recruit, per ESPN, and 247Sports rates him the No. 141 prospect in the Class of 2024. He chose the Cowboys over finalists LSU, SMU, Saint Louis and TCU.

Boynton on Johnson:

- "We're excited for another homegrown Oklahoma athlete to decide Stillwater is the place to be. Jeremiah Johnson has had a heck of a journey. He's endured setbacks but shown tremendous resiliency. We look forward to his continued growth once he gets to campus. Jeremiah is a high-level athlete and competitor. He's driven to be his best and wants to win above anything else. His versatility will be a great asset. He can function as a both scorer and as a playmaker and shot creator for his teammates."

Going Back to Give Back:

- Mike Boynton Jr.** was among a select group of Big 12 men's and women's basketball coaches who traveled to Rucker Park last July to lead youth clinics as part of the conference's inaugural Big 12 Hoops in the Park program.
- Despite a busy summer travel schedule that included overseas trips to Hungary and Spain, the choice to participate was an easy one for Boynton. The Brooklyn native grew up watching games at the world-famous venue and embraced the opportunity to give back to his home city.
- Boynton was joined by Big 12 men's coaches Scott Drew (Baylor), Mark Pope (BYU), Wes Miller (Cincinnati), Jerome Tang (Kansas State) and Jamie Dixon (TCU) and five others from the women's side.

'Orange & Black' --> 'Red, White & Blue'

- Head coach **Mike Boynton**, video coordinator **Kris Quintana** and freshman **Eric Dailey Jr.** logged some serious frequent flyer miles this summer. Prior to the Cowboys' foreign tour of Spain, the trio were in Hungary with USA Basketball for the FIBA U19 World Cup.
- Boynton served as an assistant coach for the U.S. while Quintana handled the team's film scouting.
- Dailey averaged 9.7 points on 50% in seven tournament games, along with 4.3 rebounds, 1.0 block and 1.0 steal in 17.9 minutes. On a per-40-minute basis, he put up 21.8 points and 9.6 rebounds.
- The U.S. team won its first five games by an average of 38 points before losing a heartbreaker to France in the semifinal round.
- OSU has sent a steady pipeline of players and coaches into USA Basketball. Last summer Boynton, Dailey and **Brandon Garrison** teamed up to win gold at the FIBA U19 Americas. In 2019, **Cade Cunningham** and **Isaac Likekele** won gold at the FIBA U19 World Cup, as did **Marcus Smart** and **Jawun Evans** in 2013 and 2015 respectively.

Pro Pokes:

- Three former Cowboys are on NBA rosters to start the 2023-24 season.
- Cade Cunningham** – the 2021 Big 12 Player of the Year and No. 1 overall draft pick – has become the face of the Detroit Pistons franchise. The third-year pro missed most of last year due to injury but is averaging 21.2 points and 7.4 assists through the first 13 games of the 2023-24 season.
- Marcus Smart** is out until mid-to-late December with a left foot injury. Prior to it, the 2022 NBA Defensive Player of the Year was averaging 12.5 points, 5.0 assists and better than 2.0 steals-per-game. He's in his first season with the Memphis Grizzlies after an eight-year run with the Celtics.
- Lindy Waters III** has carved out a niche as a sharp-shooter. He's spent parts of the last three seasons with the Oklahoma City Thunder.

Other Former Cowboys Currently in the Pros:

Courtesy of Eurobasket; **Bold = Has played NBA minutes**
Player (Years at OSU) -- Club (Country)

Anthony Allen (2014-16) – Correcaminos UAT Victoria (Mexico)
James Anderson (2007-10) – Manisa (Turkey)
Caleb Asberry (2022-23) – Leicester Raiders (UK)
Markel Brown (2010-14) – Girona (Spain)
Jeffrey Carroll (2013-17) – Heidelberg (Germany)
Michael Cobbins (2010-15) – Brescia (Italy)
Davyon Dillard (2015-18) – Kitchener-Waterloo (Canada)
Marcus Dove (2004-08) – Tokyo Utd (Japan)
Jawun Evans (2015-17) – WKS Slask Wroclaw (Poland)
Leyton Hammonds (2013-17) – Besiktas (Turkey)
Anthony Hickey (2014-15) – Cantu (Italy)
Isaac Likekele (2018-22) – Fyllingen (Norway)
Cameron McGriff (2016-20) – Le Mans Sarthe (France)
Le'Bryan Nash (2011-15) – Bucaris de Bucaramanga (Colombia)
Chris Olivier (2015-16) – Shan'an Utd (Japan)
Tavarius Shine (2014-18) – Al Hilal (Saudi Arabia)
Yankuba Sima (2017-18) – Unicaja (Spain)
Kendall Smith (2017-18) – PAOK (Greece)
Bryce Williams (2020-22) – Club Valle (Ecuador)

NOTING THE PROGRAM

- Cowboy Basketball enjoys a rich history with two national championships (1945 & 1946) and five representatives in the Naismith Memorial Basketball Hall of Fame.
- OSU was the first Division I men's basketball program to win back-to-back national titles. Then known as the Aggies of Oklahoma A&M, they defeated NYU, 49-45, in the 1945 NCAA tournament title game and downed North Carolina, 43-40, for the 1946 crown. Both games were played at Madison Square Garden.
- Gallagher-Iba Arena is often referred to as The Madison Square Garden of the Plains. The historic venue enters its 85th season of use in 2023-24. Cowboy teams are 850-256 all-time. A 2000 renovation doubled the building's capacity of the while preserving its history and sightlines.

NAISMITH HALL OF FAMERS

Bob Kurland	Enshrined in 1961
Mr. Henry Iba	Enshrined in 1969
Don Haskins	Enshrined in 1997
Bill Self	Enshrined in 2017
Eddie Sutton	Enshrined in 2020

COLLEGE BASKETBALL HALL OF FAMERS

Don Haskins	Inducted in 2006
Mr. Henry Iba	Inducted in 2006
Bob Kurland	Inducted in 2006
Eddie Sutton	Inducted in 2011

- Mr. Henry Iba** was one of college basketball first great head coaches, responsible for pioneering modern concepts such as a patterned, motion offense. He was also the first to incorporate the help principles of zone defense with man-to-man defense. Iba won 752 games over his 40-year career -- the last 36 of which came in Stillwater.
- A three-time All-American from 1943-46 and the Most Outstanding Player on each of OSU's national title winners, **Bob Kurland's** not only left his mark in college basketball's record book but also its rule book. One of the game's first 7-footers was known to routinely leap up and grab opponent shots before they hit the rim, leading the creation of the goaltending rule.
- Kurland is also credited with college basketball's first dunk during a 1944 road game at Temple. *"The ball happened to be under the basket. I got it up and stuffed it in. That started it, I guess,"* he told the Orlando Sentinel in 2012. *"It was an unintentional accident. It wasn't planned, just a spontaneous play in Philadelphia."*
- Eddie Sutton** played and coached under Iba in the 1950s and returned in 1990 to lead OSU back to national prominence with Final Fours in 1994 and 2005. OSU's court is named in his honor.
- Before he coached Texas Western to the 1967 national title and inspired the motion picture Glory Road, **Don Haskins** played for Iba at OSU. The 1952 graduate lettered three years for the Aggies and played on two NCAA semifinalists.
- Kansas head coach **Bill Self** played four years at OSU (1981-85) and spent seven years as an OSU assistant under Sutton (1986-93) before landing his first head coaching job at ORU.

Player Bios



Naz Brown

6-0 | 181 | So.-1L | G | Fort Worth, Texas | Coppell HS

Brown's Career Statistics

Season	School	GP-GS	MIN/MPG	FGM-A	FG%	3FGM-A	3FG%	FTM-A	FT%	OR	DR	TR	RPG	PF-FO	A	TO	BLK	STL	TP	PPG
2022-23	OSU (Fr.)	10-0	20/2.0	1-6	.167	0-3	.000	0-0	---	1	2	3	0.3	3-0	3	4	0	0	2	0.2
2023-24	OSU (So.)																			
	OSU TOTALS	10-0	20/2.0	1-6	.167	0-3	.000	0-0	---	1	2	3	0.3	3-0	3	4	0	0	2	0.2

Brown's Career Bests

Points	2	at West Virginia (2/20/23)
Rebounds	3	at West Virginia (2/20/23)
FG Made	1	at West Virginia (2/20/23)
FG Attempts	2	at West Virginia (2/20/23)
3-Point FGM		
3-Point Att.	1	3x
FT Made		
FT Attempts		
Assists	2	at TCU (2/18/23)
Steals		
Blocks		
Minutes	4	at TCU (2/18/23)

Misc. Totals

23-24 Career		
10+ Points	-	-
20+ Points	-	-
30+ Points	-	-
10+ Rebounds	-	-
10+ Assists	-	-
Double-Doubles	-	-
Dunks	-	-
Fouls Drawn	-	-
Points Leader	-	-
Rebound Leader	-	-
Assist Leader	-	-

2023-24 Game-by-Game

Date	Opponent	GS	Min	FG	3Pt	FT	OR	DR	TR	PF	A	TO	Blk	Stl	TP
N.6	Abilene Chrst.	dnp													
N.12	Sam Houston	dnp													
N.16	vs. St. Bonaventure	dnp													
N.17	vs. Notre Dame	dnp													
N.20	New Orleans	dnp													
N.24	Houston Chrst.	dnp													
N.30	Creighton	dnp													
D.5	at Southern Ill.	dnp													
D.10	vs. Tulsa	dnp													
D.17	Oral Roberts														
D.20	Wofford														
D.31	S. Carolina St.														
J.3	Chicago St.														
J.6	Baylor^														
J.9	at Texas Tech^														
J.13	at Iowa St.^														
J.16	Kansas^														
J.20	at Kansas St.^														
J.23	TCU^														
J.27	West Virginia^														
J.30	at Kansas^														
F.3	Kansas St.^														
F.6	at Houston^														
F.10	at Oklahoma^														
F.17	BYU^														
F.21	at Cincinnati^														
F.24	Oklahoma^														
F.28	UCF^														
M. 2	at Texas^														
M. 5	Texas Tech^														
M. 9	at BYU^														

Profile:

- Second-year walk-on played an important part in the team's preparation last season, serving as scout team point guard.
- Appeared in 10 games as a true freshman in 2022-23, including all three wins over Oklahoma, for a total of 20 minutes.
- Scored his first collegiate points on a layup at West Virginia (Feb. 20) and grabbed three rebounds.
- Handed out two assists at TCU (Feb. 18).
- Found Moussa Cisse for a layup and his first career assist in the first half of the Feb. 8 win over Texas Tech.
- Four-year letterwinner at Coppell High, just north of Dallas-Fort Worth.
- Underrecruited prospect, due in part to a knee injury suffered in March of his junior year. Made a successful return as a senior, averaging 15.2 points on his way to all-region honors.
- Made an 80-foot buzzer beater in a 66-63 win over Denton Guyer that landed at No. 1 on Sports Center's top-10 plays.
- Earned all-district status in all four years (the first two at LD Bell High School) and was part of two district championship teams.
- At Coppell, played with Anthony Black, the No. 6 overall pick in the 2023 NBA Draft.
- Played AAU ball for coach Shawn Ward – a close friend of OSU head coach Mike Boynton.
- Born Sep. 10, 2003... Son of Jamelia and Byron Brown.
- Has a brother, Diamond.
- Plans to major in media and strategic communications at OSU.

Player Bios



1 Bryce Thompson

6-6 | 205 | SR-2L | G | Tulsa, Okla. | Booker T. Washington HS / Kansas

Thompson's Career Statistics

Season	School	GP-GS	MIN/MPG	FGM-A	FG%	3FGM-A	3FG%	FTM-A	FT%	OR	DR	TR	RPG	PF-FO	A	TO	BLK	STL	TP	PPG
2020-21	Kansas (Fr.)	20-4	343/17.2	36-102	.353	8-36	.222	11-17	.647	5	25	30	1.5	30-0	22	21	3	7	91	4.6
2021-22	OSU (So.)	29-25	759/26.2	119-288	.413	29-100	.290	40-60	.667	13	53	66	2.3	54-0	32	36	4	17	307	10.6
2022-23	OSU (Jr.)	36-36	1098/30.5	161-411	.392	61-165	.370	41-75	.547	8	87	95	2.6	82-1	93	93	4	22	424	11.8
2023-24	OSU (Sr.)	6-5	140/23.4	25-61	.410	8-24	.333	5-11	.455	2	6	8	1.3	12-0	8	12	0	3	63	10.5
OSU TOTALS		71-66	1998/28.1	305-760	.401	98-289	.339	86-146	.589	23	146	169	2.4	148-1	133	141	8	42	794	11.2
NCAA TOTALS		91-70	2341/25.7	341-862	.396	106-325	.326	97-163	.595	28	171	199	2.2	178-1	155	162	11	49	885	9.7

Thompson's OSU Bests

Points	23	KANSAS ST. (2/19/22)
Rebounds	9	OKLAHOMA (1/18/23)
FG Made	10	at Kansas St. (2/2/22)
FG Attempts	18	at Texas (1/22/22)
3-Point FGM	7	at Kansas (12/31/22)
3-Point Att.	11	EASTERN WASH. (3/19/23)
FT Made	10	at Kansas St. (2/2/22)
FT Attempts	18	at Texas (1/22/22)
Assists	6	A&M-CC (12/20/22)
Steals	4	TEXAS TECH (2/8/23)
Blocks	2	IOWA ST (2/11/21)
Minutes	38:48	BAYLOR (2/21/22)

Misc. Totals

10+ Points	2	39
20+ Points	-	6
30+ Points	-	-
10+ Rebounds	-	-
10+ Assists	-	-
Double-Doubles	-	-
Dunks	2	-
Fouls Drawn	13	-
Points Leader	2	13
Rebound Leader	-	1
Assist Leader	-	15

2023-24 Game-by-Game

Date	Opponent	GS	Min	FG	3Pt	FT	OR	DR	TR	PF	A	TO	Blk	Stl	TP
N.6	Abilene Chrst.	*	27	8-15	1-3	2-7	0	3	3	3	1	3	0	1	19
N.12	Sam Houston		21	6-11	4-5	1-2	1	1	2	1	3	1	0	0	17
N.16	vs. St. Bonaventure	*	16	2-6	1-4	2-2	0	0	0	1	2	1	0	0	7
N.17	vs. Notre Dame		dnp												
N.20	New Orleans		dnp												
N.24	Houston Chrst.		dnp												
N.30	Creighton	*	21	3-8	1-2	0-0	0	0	0	4	0	1	0	0	7
D.5	at Southern Ill.	*	31	3-13	0-5	0-0	0	1	1	1	0	0	0	1	6
D.10	vs. Tulsa	*	24	3-8	1-5	0-0	1	1	2	2	2	6	0	1	7
D.17	Oral Roberts														
D.20	Wofford														
D.31	S. Carolina St.														
J.3	Chicago St.														
J.6	Baylor^														
J.9	at Texas Tech^														
J.13	at Iowa St.^														
J.16	Kansas^														
J.20	at Kansas St.^														
J.23	TCU^														
J.27	West Virginia^														
J.30	at Kansas^														
F.3	Kansas St.^														
F.6	at Houston^														
F.10	at Oklahoma^														
F.17	BYU^														
F.21	at Cincinnati^														
F.24	Oklahoma^														
F.28	UCF^														
M. 2	at Texas^														
M. 5	Texas Tech^														
M. 9	at BYU^														

Profile:

- OSU's leading scorer last year (11.2 ppg) has two seasons of eligibility remaining.
- Needs **206** more points to join the school's 1,000-point club.
- Started all 36 games in 2022-23 and averaged a team-high 11.2 points along with 2.6 assists and 1.1 steals in 28.5 minutes. Scored in double-figures 22 times and topped 20 on three occasions.
- Second Team Academic All-Big 12.
- Knocked down 61 threes (1.69-per-game) on 37.0% accuracy.
- Averaged 12.4 ppg in Big 12 play and ranked sixth among conference regulars in three-point percentage (.393, 33-of-84).
- Shot a combined 44.2% from three in OSU's 20 wins (42-of-95).
- Averaged 16.5 points in OSU's two NIT wins, including a 22-point effort in the second round against Eastern Washington (Mar. 19) in which he knocked down 6-of-11 threes.
- 2020 McDonald's All-American and two-time Oklahoma Gatorade Player of the Year, played his freshman season at Kansas before arriving at OSU.
- Born Feb. 26, 2002.
- Son of Rod and Goldie Thompson. Father played for former OSU Cowboy Bill Self at Tulsa in the 1990s.
- Has a younger sister, Sydney.
- In addition to English, is fluent in French.
- Psychology major.

Player Bios



2



Eric Dailey Jr.

6-8 | 230 | FR-PS | F | Palmetto, Fla. | IMG Academy

Dailey's Career Statistics

Season	School	GP-GS	MIN/MPG	FGM-A	FG%	3FGM-A	3FG%	FTM-A	FT%	OR	DR	TR	RPG	PF-FO	A	TO	BLK	STL	TP	PPG
2023-24	OSU (Fr.)	9-8	234/26.0	27-61	.443	6-21	.286	22-40	.550	14	40	54	6.0	15-0	22	12	1	9	82	9.1
OSU TOTALS		9-8	234/26.0	27-61	.443	6-21	.286	22-40	.550	14	40	54	6.0	15-0	22	12	1	9	82	9.1

Dailey's OSU Bests

Points	15	vs. St. Bonaventure (11/16/23)
Rebounds	11	CREIGHTON (11/30/23)
FG Made	6	vs. St. Bonaventure (11/16/23)
FG Attempts	10	vs. St. Bonaventure (11/16/23)
3-Point FGM	2	2x, Last: CREIGHTON (11/30/23)
3-Point Att.	4	SAM HOUSTON (11/12/23)
FT Made	4	2x, Last: UNO (11/20/23)
FT Attempts	8	ABILENE CHRST. (11/6/23)
Assists	4	2x, Last: UNO (11/20/23)
Steals	2	2x, Last: UNO (11/20/23)
Blocks	1	at Southern Illinois (12/5/23)
Minutes	33:08	CREIGHTON (11/30/23)

Misc. Totals

10+ Points	4	4
20+ Points	-	-
30+ Points	-	-
10+ Rebounds	1	1
10+ Assists	-	-
Double-Doubles	1	1
Dunks	4	4
Fouls Drawn	26	26
Points Leader	1	1
Rebound Leader	2	2
Assist Leader	1	1

23-24 Career

2023-24 Game-by-Game

Date	Opponent	GS	Min	FG	3Pt	FT	OR	DR	TR	PF	A	TO	Blk	Stl	TP
N.6	Abilene Chrst.		23	1-4	0-2	4-8	2	3	5	1	4	3	0	2	6
N.12	Sam Houston	*	27	3-8	1-4	2-3	0	6	6	1	2	0	0	1	9
N.16	vs. St. Bonaventure	*	31	6-10	2-3	1-2	1	3	4	2	2	2	0	1	15
N.17	vs. Notre Dame	*	33	1-5	0-2	1-2	1	2	3	2	1	0	0	0	3
N.20	New Orleans	*	29	5-8	0-1	4-5	3	6	9	2	4	3	0	2	14
N.24	Houston Chrst.	*	15	4-8	1-2	3-6	2	4	6	1	2	1	0	1	12
N.30	Creighton	*	33	4-6	2-3	3-5	3	8	11	2	2	0	0	1	13
D.5	at Southern Ill.	*	23	2-7	0-2	1-2	1	3	4	3	2	1	1	0	5
D.10	vs. Tulsa	*	21	1-5	0-2	3-7	1	5	6	1	3	2	0	1	5
D.17	Oral Roberts														
D.20	Wofford														
D.31	S. Carolina St.														
J.3	Chicago St.														
J.6	Baylor^														
J.9	at Texas Tech^														
J.13	at Iowa St.^														
J.16	Kansas^														
J.20	at Kansas St.^														
J.23	TCU^														
J.27	West Virginia^														
J.30	at Kansas^														
F.3	Kansas St.^														
F.6	at Houston^														
F.10	at Oklahoma^														
F.17	BYU^														
F.21	at Cincinnati^														
F.24	Oklahoma^														
F.28	UCF^														
M. 2	at Texas^														
M. 5	Texas Tech^														
M. 9	at BYU^														

Profile:

- Strong, versatile forward owns multiple gold medals with Team USA junior national teams and is a consensus four-star recruit, rated as high as No. 35 in the Class of 2023.
- Chose OSU over Memphis and other opportunities in professional basketball.
- Cited the OSU fans and culture, as well his relationship with OSU head coach Mike Boynton as a key factors in his decision. The pair won gold together with Team USA at the FIBA U18 Americas and are teaming up again in 2023 to compete in the FIBA U19 World Cup.
- Mother, Shell, was an assistant coach for the University of South Carolina women's team during Boynton's days as a point guard for the Gamecock men.
- Team captain at national powerhouse IMG Academy.
- 2021 Max Preps Junior All-American helped his team to back-to-back semifinals at the Geico Nationals.
- Passed up reported offers from reported offers from Kentucky, Kansas, Michigan and other prominent programs to take a post graduate year at IMG while focusing on his body and his game.
- Born Jan. 15, 2004.
- Comes from a basketball family. Mother, Shell, played at Texas and has coached at the collegiate and professional levels with stops at Texas A&M, Florida and TCU (where she served three years as head coach) as well as the WNBA's San Antonio Silver Stars and the ABL's Nashville Noise.
- Father, Eric Sr., played for Moe Iba (son of legendary OSU coach Henry Iba) at TCU and professionally for 10 years in Europe, Asia and South America.
- Cites players like LeBron James, Paul George and Luka Doncic as NBA players who have had the most influence on his playing style.

Player Bios



4



Jarius Hicklen

6-4 | 180 | GR-TR | G | Dallas, Texas | DeSoto HS / Oklahoma Baptist / North Florida

Hicklen's Career Statistics

Season	School	GP-GS	MIN/MPG	FGM-A	FG%	3FGM-A	3FG%	FTM-A	FT%	OR	DR	TR	RPG	PF-FO	A	TO	BLK	STL	TP	PPG
2019-20	Okla. Baptist (Fr.)	31-1	683/22.0	91-218	.417	43-111	.387	56-69	.812	8	52	60	1.9	45-0	42	60	3	26	281	9.1
2020-21	Okla. Baptist (So.)	17-3	496/29.2	91-202	.450	38-90	.422	56-75	.747	4	62	66	3.9	28-0	32	36	1	13	276	16.2
2021-22	North Florida (Jr.)	30-15	814/27.1	110-287	.383	87-217	.401	52-69	.754	9	74	83	2.8	40-1	51	55	6	17	359	12.0
2022-23	North Florida (Sr.)	31-31	1015/32.7	121-315	.384	82-227	.361	62-82	.756	16	94	110	3.5	50-0	98	61	1	30	386	12.5
2023-24	OSU (R-Sr.)	9-1	163/18.2	15-44	.341	15-41	.366	1-4	.250	3	8	11	1.2	10-0	6	4	1	1	46	5.1
OSU TOTALS		9-1	163/18.2	15-44	.341	15-41	.366	1-4	.250	3	8	11	1.2	10-0	6	4	1	1	46	5.1
NCAA TOTALS		118-51	3171/26.9	428-1066	.402	265-686	.386	227-299	.759	40	290	330	2.8	173-1	229	216	12	87	1348	11.4

Hicklen's OSU Bests

Points	12	2x, Last: at SIU (12/5/23)
Rebounds	3	NEW ORLEANS (11/20/23)
FG Made	4	2x, Last: at SIU (12/5/23)
FG Attempts	11	HOUSTON CHRST (11/24/23)
3-Point FGM	4	2x, Last: at SIU (12/5/23)
3-Point Att.	10	HOUSTON CHRST (11/24/23)
FT Made	1	vs. Tulsa (12/10/23)
FT Attempts	2	2x, Last: vs. Tulsa (12/10/23)
Assists	3	SAM HOUSTON (11/12/23)
Steals	1	SAM HOUSTON (11/12/23)
Blocks	1	ABILENE CHRST. (11/6/23)
Minutes	24:06	vs. St. Bonaventure (11/16/23)

Misc. Totals

23-24 Career	
10+ Points	2
20+ Points	-
30+ Points	-
10+ Rebounds	-
10+ Assists	-
Double-Doubles	-
Dunks	-
Fouls Drawn	3
Points Leader	-
Rebound Leader	-
Assist Leader	-


2023-24 Game-by-Game

Date	Opponent	GS	Min	FG	3Pt	FT	OR	DR	TR	PF	A	TO	Blk	Stl	TP
N.6	Abilene Chrst.	*	24	1-5	1-4	0-0	0	0	0	4	1	1	1	0	3
N.12	Sam Houston		17	2-3	2-3	0-0	0	1	1	0	3	0	0	1	6
N.16	vs. St. Bonaventure		24	1-4	1-4	0-2	1	1	2	0	0	0	0	0	3
N.17	vs. Notre Dame		13	0-5	0-5	0-0	0	0	0	1	0	2	0	0	0
N.20	New Orleans		19	1-4	1-4	0-0	0	3	3	1	1	0	0	0	3
N.24	Houston Chrst.		17	4-11	4-10	0-0	1	1	2	0	1	0	0	0	12
N.30	Creighton		14	1-2	1-2	0-0	0	2	2	0	0	1	0	0	3
D.5	at Southern Ill.		22	4-9	4-8	0-0	1	0	1	2	0	0	0	0	12
D.10	vs. Tulsa		14	1-1	1-1	1-2	0	0	0	2	0	0	0	0	4
D.17	Oral Roberts														
D.20	Wofford														
D.31	S. Carolina St.														
J.3	Chicago St.														
J.6	Baylor^														
J.9	at Texas Tech^														
J.13	at Iowa St.^														
J.16	Kansas^														
J.20	at Kansas St.^														
J.23	TCU^														
J.27	West Virginia^														
J.30	at Kansas^														
F.3	Kansas St.^														
F.6	at Houston^														
F.10	at Oklahoma^														
F.17	BYU^														
F.21	at Cincinnati^														
F.24	Oklahoma^														
F.28	UCF^														
M. 2	at Texas^														
M. 5	Texas Tech^														
M. 9	at BYU^														

Profile:

- Grad transfer and three-point sniper has tallied 1,300 career points and 250 threes at the collegiate level after spending two years each at Oklahoma Baptist and North Florida.
- A steady producer in two seasons (61 games) at North Florida of the Atlantic Sun Conference, averaging 12.2 points over his two seasons with the Ospreys, while sinking a total 169 threes (2.9-per-game) on 38.1% accuracy.
- Had big games and against some big names scoring 27 points against Florida State, 19 at Washington, 17 at Kentucky, 15 at Pittsburgh, 14 at Texas Tech and 12 at Houston.
- As a senior in 2022-23, started all 31 contests and averaged 12.5 points in 32.8 minutes. Ranked fourth on the league leaderboard and 63rd nationally in threes-per-game (2.65) while connecting at a .361 clip.
- Set an ASUN tournament record with seven triples on 11 attempts in a first-round matchup with Bellarmine.
- Began his career at the Division II level with Oklahoma Baptist in Shawnee... Helped the Bison to back-to-back NCAA tournament bids.
- Made the Dean's List in three of his four semesters and completed in his bachelors degree in sports marketing.
- Graduated high school with a 4.0 GPA while simultaneously knocking out an associates degree from nearby Cedar Valley College.

Player Bios



5



Quion Williams

6-5 | 220 | So.-1L | G | Jonesboro, Ark. | Jonesboro HS

Williams' Career Statistics

Season	School	GP-GS	MIN/MPG	FGM-A	FG%	3FGM-A	3FG%	FTM-A	FT%	OR	DR	TR	RPG	PF-FO	A	TO	BLK	STL	TP	PPG
2022-23	OSU (Fr.)	34-0	444/13.1	41-116	.353	9-44	.205	19-25	.760	36	50	86	2.5	49-0	32	33	3	12	110	3.2
2023-24	OSU (So.)	9-9	273/30.3	27-50	.540	4-8	.500	6-12	.500	18	38	56	6.2	17-0	23	18	2	10	64	7.1
OSU TOTALS		43-9	717/16.7	68-166	.410	13-52	.250	25-37	.676	54	88	142	3.3	66-0	55	51	5	22	174	4.0

Williams' Career Bests

Points	12	2x, Last: vs. Tulsa (12/10/23)
Rebounds	11	2x, Last: vs. N Dame (11/17/23)
FG Made	5	3x, Last: vs. Tulsa (12/10/23)
FG Attempts	11	2x, Last: at YngstwnSt (3/15/23)
3-Point FGM	2	2x, Last: BAYLOR (2/27/23)
3-Point Att.	5	2x, Last: TEXAS TECH (2/8/23)
FT Made	4	2x, Last: E. WASH. (3/19/23)
FT Attempts	5	PRAIRIE VIEW (11/27/22)
Assists	6	HOUSTON CHRST (11/24/23)
Steals	3	vs. Tulsa (12/10/23)
Blocks	2	vs. Notre Dame (11/17/23) OT
Minutes	41:05	vs. Notre Dame (11/17/23) OT

Misc. Totals

23-24 Career	
10+ Points	3
20+ Points	-
30+ Points	-
10+ Rebounds	3
10+ Assists	-
Double-Doubles	1
Dunks	3
Fouls Drawn	12
Points Leader	-
Rebound Leader	4
Assist Leader	1

2023-24 Game-by-Game

Date	Opponent	GS	Min	FG	3Pt	FT	OR	DR	TR	PF	A	TO	Blk	Stl	TP
N.6	Abilene Chrst.	*	38	2-3	0-0	0-0	2	8	10	1	0	1	0	1	4
N.12	Sam Houston	*	33	2-5	1-2	1-2	2	2	4	1	4	3	0	1	6
N.16	vs. St. Bonaventure	*	16	4-6	1-1	0-1	1	1	2	4	1	2	0	1	9
N.17	vs. Notre Dame	*	41	3-9	0-1	2-4	5	6	11	1	3	1	2	1	8
N.20	New Orleans	*	20	2-4	0-1	0-2	1	2	3	2	3	3	0	0	4
N.24	Houston Chrst.	*	31	2-3	1-1	2-2	1	4	5	2	6	1	0	1	7
N.30	Creighton	*	29	2-5	0-0	0-0	2	2	4	1	1	1	0	1	4
D.5	at Southern Ill.	*	29	5-9	0-1	0-0	3	7	10	2	1	1	0	1	10
D.10	vs. Tulsa	*	34	5-6	1-1	1-1	1	6	7	3	4	5	0	3	12
D.17	Oral Roberts														
D.20	Wofford														
D.31	S. Carolina St.														
J.3	Chicago St.														
J.6	Baylor^														
J.9	at Texas Tech^														
J.13	at Iowa St.^														
J.16	Kansas^														
J.20	at Kansas St.^														
J.23	TCU^														
J.27	West Virginia^														
J.30	at Kansas^														
F.3	Kansas St.^														
F.6	at Houston^														
F.10	at Oklahoma^														
F.17	BYU^														
F.21	at Cincinnati^														
F.24	Oklahoma^														
F.28	UCF^														
M. 2	at Texas^														
M. 5	Texas Tech^														
M. 9	at BYU^														

Profile:

- One of three Cowboy rotation players back, saw an increased role over the final month of his freshman season.
- Appeared in 34 games off the bench and posted averages of 3.2 points and 2.5 rebounds in 13.1 minutes and totaled 32 assists and 12 steals.
- Made 9-of-44 threes (.205) but converted more than three-quarters of his free throw attempts (19-of-25, .760).
- Played some of his best basketball down the stretch.
- Scored a season-high 12 points at Baylor (Feb. 27).
- In the three NIT games, averaged 8.0 points, 5.3 rebounds and 2.7 assists in 23.6 minutes, helped by his first career double-double in the opener against Youngstown State when he finished with 11 points and a personal-best 11 rebounds.
- Set another season-high with four assists in the second-round win over Eastern Washington (Mar. 19).
- Logged the first of his four double-figure scoring games against Prairie View (Nov. 27) with 11 points on 3-of-3 shooting.
- Chipped in 10 points in a home win over Texas Tech (Feb. 8).
- Arkansas 5A state MVP at Jonesboro High.
- Led his team to a state title a 30-3 record on his way to all-state and all-conference honors.
- Also played football and tennis.
- Born Apr. 27, 2005.
- Son of Courtney Neal and Danny Williams II.
- Plans to major in Sport Management.

Player Bios



12



Javon Small

6-3 | 195 | Jr.-TR | G | South Bend, Ind. | Compass Prep (Ariz.) / East Carolina

Small's Career Statistics

Season	School	GP-GS	MIN/MPG	FGM-A	FG%	3FGM-A	3FG%	FTM-A	FT%	OR	DR	TR	RPG	PF-FO	A	TO	BLK	STL	TP	PPG
2021-22	East Carolina (Fr.)	16-0	147/9.2	10-38	.263	5-23	.217	7-7	1.000	1	9	10	0.6	7-0	17	9	0	1	32	2.0
2022-23	East Carolina (So.)	18-17	625/34.7	83-209	.397	36-108	.333	82-96	0.854	15	71	86	4.8	34-0	100	61	4	22	284	15.8
2023-24	OSU (Jr.)	8-8	256/32.0	41-92	.446	18-43	.419	37-42	.881	4	37	41	5.1	15-0	38	21	2	8	137	17.1
OSU TOTALS		8-8	256/32.0	41-92	.446	18-43	.419	37-42	.881	4	37	41	5.1	15-0	38	21	2	8	137	17.1
NCAA TOTALS		42-25	1028/24.5	134-339	.395	59-174	.339	126-145	.869	20	117	137	3.3	56-0	155	91	6	31	453	10.8

Small's OSU Bests

Points	29	vs. Notre Dame (11/17/23) in OT
Rebounds	10	vs. Notre Dame (11/17/23) in OT
FG Made	8	2x, Last: CREIGHTON (11/30/23)
FG Attempts	18	vs. Notre Dame (11/17/23) in OT
3-Point FGM	4	2x, Last: N Dame (11/17/23) OT
3-Point Att.	8	vs. Notre Dame (11/17/23) in OT
FT Made	10	vs. Tulsa (12/10/23)
FT Attempts	13	vs. Tulsa (12/10/23)
Assists	8	HOUSTON CHRST (11/24/23)
Steals	2	vs. St. Bonaventure (11/16/23)
Blocks	1	2x, Last: at SIU (12/5/23)
Minutes	40:52	vs. Notre Dame (11/17/23) ot

Misc. Totals

23-24 Career	
10+ Points	7
20+ Points	3
30+ Points	-
10+ Rebounds	1
10+ Assists	-
Double-Doubles	1
Dunks	-
Fouls Drawn	32
Points Leader	4
Rebound Leader	-
Assist Leader	7

2023-24 Game-by-Game

Date	Opponent	GS	Min	FG	3Pt	FT	OR	DR	TR	PF	A	TO	Blk	Stl	TP
N.6	Abilene Chrst.		dnp												
N.12	Sam Houston	*	29	6-10	4-7	0-1	0	5	5	3	5	1	0	0	16
N.16	vs. St. Bonaventure	*	33	1-5	0-2	1-2	0	5	5	1	7	5	0	2	3
N.17	vs. Notre Dame	*	41	8-18	4-8	9-9	1	9	10	3	2	5	1	1	29
N.20	New Orleans	*	25	5-8	2-5	4-4	0	3	3	4	6	0	0	1	16
N.24	Houston Chrst.	*	29	3-11	0-6	0-0	0	5	5	1	8	0	0	1	6
N.30	Creighton	*	35	8-17	3-4	5-5	0	5	5	0	4	3	0	1	24
D.5	at Southern Ill.	*	35	7-15	3-6	8-8	1	1	2	2	4	2	1	1	25
D.10	vs. Tulsa	*	31	3-8	2-5	10-13	2	4	6	1	2	5	0	1	18
D.17	Oral Roberts														
D.20	Wofford														
D.31	S. Carolina St.														
J.3	Chicago St.														
J.6	Baylor^														
J.9	at Texas Tech^														
J.13	at Iowa St.^														
J.16	Kansas^														
J.20	at Kansas St.^														
J.23	TCU^														
J.27	West Virginia^														
J.30	at Kansas^														
F.3	Kansas St.^														
F.6	at Houston^														
F.10	at Oklahoma^														
F.17	BYU^														
F.21	at Cincinnati^														
F.24	Oklahoma^														
F.28	UCF^														
M. 2	at Texas^														
M. 5	Texas Tech^														
M. 9	at BYU^														


2023-24 Accolades:

Legends Classic All-Tournament Team

Profile:

- Dynamic point guard can both score and facilitate.
- Arrives from East Carolina with two seasons of eligibility remaining.
- Chose the Cowboys over Oklahoma and Ohio State, among others.
- Rated No. 51 among 2023 transfers by On3.
- Included on Jon Rothstein's preseason list of "Under-The-Radar" Big 12 transfers.
- At ECU, was one of the nation's most-improved players in 2022-23 before suffering a season-ending leg injury in mid-January... Was averaging 15.8 points and 5.6 assists in 34.7 minutes (up from 2.0 points and 1.1 assists in 9.1 minutes as a true freshman) but missed the final 15 games.
- Ranked 18th nationally in assist rate (35.5), per KenPom.
- Helped Compass Prep to a 28-2 record a semifinal berth at the 2021 Geico High School Nationals.

Player Bios



13



Connor Dow

6-6 | 200 | FR-HS | G | Broken Arrow, Okla. | Broken Arrow HS

Dow's Career Statistics

Season	School	GP-GS	MIN/MPG	FGM-A	FG%	3FGM-A	3FG%	FTM-A	FT%	OR	DR	TR	RPG	PF-FO	A	TO	BLK	STL	TP	PPG
2023-24	OSU (Fr.)	8-0	88/10.9	7-22	.318	7-21	.333	3-4	.750	0	13	13	1.6	5-0	2	3	1	5	24	3.0
OSU TOTALS		8-0	88/10.9	7-22	.318	7-21	.333	3-4	.750	0	13	13	1.6	5-0	2	3	1	5	24	3.0

Dow's Career Bests

Points	9	ABILENE CHRST. (11/6/23)
Rebounds	4	HOUSTON CHRST (11/24/23)
FG Made	3	ABILENE CHRST. (11/6/23)
FG Attempts	7	ABILENE CHRST. (11/6/23)
3-Point FGM	3	ABILENE CHRST. (11/6/23)
3-Point Att.	7	ABILENE CHRST. (11/6/23)
FT Made	2	HOUSTON CHRST (11/24/23)
FT Attempts	2	2x, Last: HCU (11/24/23)
Assists	1	2x, Last: HCU (11/24/23)
Steals	2	ABILENE CHRST. (11/6/23)
Blocks	1	HOUSTON CHRST (11/24/23)
Minutes	20:38	ABILENE CHRST. (11/6/23)

Misc. Totals

10+ Points	-	-
20+ Points	-	-
30+ Points	-	-
10+ Rebounds	-	-
10+ Assists	-	-
Double-Doubles	-	-
Dunks	-	-
Fouls Drawn	5	5
Points Leader	-	-
Rebound Leader	-	-
Assist Leader	-	-

23-24 Career

2023-24 Game-by-Game

Date	Opponent	GS	Min	FG	3Pt	FT	OR	DR	TR	PF	A	TO	Blk	Stl	TP
N.6	Abilene Chrst.		21	3-7	3-7	0-0	0	3	3	3	1	1	0	2	9
N.12	Sam Houston		8	0-1	0-1	0-0	0	0	0	1	0	0	0	1	0
N.16	vs. St. Bonaventure		5	0-2	0-2	0-0	0	0	0	0	0	0	0	0	0
N.17	vs. Notre Dame		14	0-3	0-2	0-0	0	1	1	0	0	1	0	0	0
N.20	New Orleans		13	2-5	2-5	1-2	0	3	3	0	0	0	0	1	7
N.24	Houston Chrst.		12	2-4	2-4	2-2	0	4	4	1	1	1	1	1	8
N.30	Creighton	dnp													
D.5	at Southern Ill.		6	0-0	0-0	0-0	0	1	1	0	0	0	0	0	0
D.10	vs. Tulsa		10	0-0	0-0	0-0	0	1	1	0	0	0	0	0	0
D.17	Oral Roberts														
D.20	Wofford														
D.31	S. Carolina St.														
J.3	Chicago St.														
J.6	Baylor^														
J.9	at Texas Tech^														
J.13	at Iowa St.^														
J.16	Kansas^														
J.20	at Kansas St.^														
J.23	TCU^														
J.27	West Virginia^														
J.30	at Kansas^														
F.3	Kansas St.^														
F.6	at Houston^														
F.10	at Oklahoma^														
F.17	BYU^														
F.21	at Cincinnati^														
F.24	Oklahoma^														
F.28	UCF^														
M. 2	at Texas^														
M. 5	Texas Tech^														
M. 9	at BYU^														

Profile:

- Pure shooter who can get his shot off from just about anywhere due to his 6-6 frame and high basketball IQ.
- Compared by OSU head coach Mike Boynton to former Cowboy Thomas Dziagwa.
- Named to The Oklahoman's Super 5 first team (along with future Cowboy teammate Brandon Garrison) as one of the state's five-biggest high school hoops standouts.
- Three-star recruit graded out as the No. 3 prospect in the state of Oklahoma and among the top 250 nationally in the Class of 2023, per 247sports.
- Committed to OSU in September of his senior year over Jacksonville State, Nebraska-Omaha, Oral Roberts, South Dakota State and Toledo.
- 2023 Oklahoma Coaches Association All-Star (Large East) averaged 16 points and led Broken Arrow High to a 28-2 record and a 6A state runner-up finish.
- Coached by Beau Wallace.
- Shot 44% from deep on the 2022 EYBL circuit with Team Griffin.
- Son of Chris and Angie Dow.
- Father played basketball at Evangel University.
- Has a younger brother, Corbin, and a younger sister, Audrey.
- Plans to major in Sports Management.

Player Bios



14



Jamyron Keller

6-3 | 210 | FR-HS | G | St. Matthews, S.C. | Ellison HS (Texas)

Keller's Career Statistics

Season	School	GP-GS	MIN/MPG	FGM-A	FG%	3FGM-A	3FG%	FTM-A	FT%	OR	DR	TR	RPG	PF-FO	A	TO	BLK	STL	TP	PPG
2023-24	OSU (Fr.)	5-0	82/16.4	16-24	.667	6-12	.500	4-6	.667	3	8	11	2.2	8-0	7	8	0	1	42	8.4
OSU TOTALS		5-0	82/16.4	16-24	.667	6-12	.500	4-6	.667	3	8	11	2.2	8-0	7	8	0	1	42	8.4

Keller's Career Bests

Points	18	NEW ORLEANS (11/20/23)
Rebounds	4	at Southern Illinois (12/5/23)
FG Made	7	NEW ORLEANS (11/20/23)
FG Attempts	10	NEW ORLEANS (11/20/23)
3-Point FGM	4	NEW ORLEANS (11/20/23)
3-Point Att.	7	NEW ORLEANS (11/20/23)
FT Made	3	vs. Tulsa (12/10/23)
FT Attempts	3	vs. Tulsa (12/10/23)
Assists	2	2x, Last: at SIU (12/5/23)
Steals	1	HOUSTON CHRST (11/24/23)
Blocks		
Minutes	24:14	NEW ORLEANS (11/20/23)

Misc. Totals

23-24	Career
10+ Points	2
20+ Points	-
30+ Points	-
10+ Rebounds	-
10+ Assists	-
Double-Doubles	-
Dunks	2
Fouls Drawn	7
Points Leader	1
Rebound Leader	-
Assist Leader	-


2023-24 Game-by-Game

Date	Opponent	GS	Min	FG	3Pt	FT	OR	DR	TR	PF	A	TO	Blk	Stl	TP
N.6	Abilene Chrst.	dnp													
N.12	Sam Houston	dnp													
N.16	vs. St. Bonaventure	dnp													
N.17	vs. Notre Dame	dnp													
N.20	New Orleans	24	7-10	4-7	0-1	0	2	2	1	1	3	0	0	18	
N.24	Houston Chrst.	19	4-4	1-1	1-2	0	3	3	3	2	2	0	1	10	
N.30	Creighton	13	1-2	0-1	0-0	1	0	1	2	1	0	0	0	2	
D.5	at Southern Ill.	13	2-5	0-1	0-0	2	2	4	2	2	1	0	0	4	
D.10	vs. Tulsa	13	2-3	1-2	3-3	0	1	1	0	1	2	0	0	8	
D.17	Oral Roberts														
D.20	Wofford														
D.31	S. Carolina St.														
J.3	Chicago St.														
J.6	Baylor^														
J.9	at Texas Tech^														
J.13	at Iowa St.^														
J.16	Kansas^														
J.20	at Kansas St.^														
J.23	TCU^														
J.27	West Virginia^														
J.30	at Kansas^														
F.3	Kansas St.^														
F.6	at Houston^														
F.10	at Oklahoma^														
F.17	BYU^														
F.21	at Cincinnati^														
F.24	Oklahoma^														
F.28	UCF^														
M. 2	at Texas^														
M. 5	Texas Tech^														
M. 9	at BYU^														

Profile:

- Tough competitor who can shoot, get down hill and create.
- Scored more than 2,500 career points at the high school level and was 5A player of the year in the state of Texas.
- 2022-23 UIL Texas Class 5A Player of the Year was a four-year starter at Ellison High School and finished as the program's all-time scoring leader (2,284+).
- Led the Eagles to a 37-3 record and a runner-up finish in Class 5A (the school's first state tournament appearance in 31 years).
- One of 10 finalists for the 2023 Dave Campbell Mr. Texas Basketball Award, given annually to the state's top high school player.
- Three-star recruit ranked No. 132 by Rivals and No. 139 by 247sports in the Class of 2023.
- Picked OSU over a long list of suitors including Kansas State, Missouri State, North Texas, Old Dominion, Oral Roberts, Prairie View A&M, Saint Louis, Sam Houston, SMU, Texas State, VCU, Wichita State and Wyoming.
- Coached by Alberto Jones.
- Played summer ball with future Cowboy teammate Justin McBride on the 2022 Nike EYBL circuit and helped key Team Drive's undefeated run through the Peach Jam Invitational. At the event he averaged 15.1 points, 4.4 rebounds and 4.0 assists over seven games while shooting 54% from the field.
- Born Feb. 17, 2005.
- Son of Kayla Keller.
- Grandfather, Tom Frederick, is a longtime high school coach in South Carolina.

Player Bios



15



Carson Sager

6-4 | 207 | SR-2L | G | Wichita Falls, Texas | Rider HS

Sager's Career Statistics

Season	School	GP-GS	MIN/MPG	FGM-A	FG%	3FGM-A	3FG%	FTM-A	FT%	OR	DR	TR	RPG	PF-FO	A	TO	BLK	STL	TP	PPG
2020-21	OSU (Fr.)			Did not see action																
2021-22	OSU (So.)	4-0	6/1.4	0-1	.000	0-0	---	2-2	1.000	1	0	1	0.3	0-0	0	0	0	1	2	0.5
2022-23	OSU (Jr.)	7-0	8/1.1	0-0	---	0-0	---	0-0	---	0	1	1	0.1	1-0	0	2	0	0	0	0.0
2023-24	OSU (Sr.)	2-0	2/1.0	0-1	.000	0-1	.000	0-0	.000	0	0	0	0.0	1-0	0	0	0	0	0	0.0
OSU TOTALS		13-0	16/1.2	0-2	.000	0-1	.000	2-2	1.000	1	1	2	0.2	2-0	0	2	0	1	2	0.2

Sager's Career Bests

Points	2	UT ARLINGTON (11/9/21)
Rebounds	1	2x, Last: PV A&M (11/27/22)
FG Made		
FG Attempts	1	2x, Last: HCU (11/24/23)
3-Point FGM		
3-Point Att.	1	HOUSTON CHRST (11/24/23)
FT Made	2	UT ARLINGTON (11/9/21)
FT Attempts	2	UT ARLINGTON (11/9/21)
Assists		
Steals	1	vs. Col. of Charleston (11/22/21)
Blocks		
Minutes	2	2x, Last: PV A&M (11/27/22)

Misc. Totals

23-24 Career		
10+ Points	-	-
20+ Points	-	-
30+ Points	-	-
10+ Rebounds	-	-
10+ Assists	-	-
Double-Doubles	-	-
Dunks	-	-
Fouls Drawn	-	-
Points Leader	-	-
Rebound Leader	-	-
Assist Leader	-	-

2023-24 Game-by-Game

Date	Opponent	GS	Min	FG	3Pt	FT	OR	DR	TR	PF	A	TO	Blk	Stl	TP
N.6	Abilene Chrst.	dnp													
N.12	Sam Houston	dnp													
N.16	vs. St. Bonaventure	dnp													
N.17	vs. Notre Dame	dnp													
N.20	New Orleans	1	0-0	0-0	0-0	0	0	0	0	0	0	0	0	0	0
N.24	Houston Chrst.	1	0-1	0-1	0-0	0	0	0	0	1	0	0	0	0	0
N.30	Creighton	dnp													
D.5	at Southern Ill.	dnp													
D.10	vs. Tulsa	dnp													
D.17	Oral Roberts														
D.20	Wofford														
D.31	S. Carolina St.														
J.3	Chicago St.														
J.6	Baylor^														
J.9	at Texas Tech^														
J.13	at Iowa St.^														
J.16	Kansas^														
J.20	at Kansas St.^														
J.23	TCU^														
J.27	West Virginia^														
J.30	at Kansas^														
F.3	Kansas St.^														
F.6	at Houston^														
F.10	at Oklahoma^														
F.17	BYU^														
F.21	at Cincinnati^														
F.24	Oklahoma^														
F.28	UCF^														
M. 2	at Texas^														
M. 5	Texas Tech^														
M. 9	at BYU^														

Profile:

- The longest-tenured Cowboy (along with fellow walk-on Weston Church) enters his fourth season with the program.
- First Team Academic All-Big 12 as a junior and an NABC Honors Court qualifier.
- Saw time in seven games in 2022-23, including all three wins over Oklahoma.
- Appeared in four games for the Cowboys as a sophomore and recorded a bucket against UT Arlington in the Nov. 9 season opener.
- Saw his first Big 12 action against West Virginia (Feb. 12, 2022), clocking two minutes.
- Class of 2020 valedictorian at Rider High School in Wichita Falls, Texas...
- Younger brother of former Cowboy Christien Sager, who played at OSU from 2011-15..
- Son of Charlie and Tacy Sager... Father played basketball at Utah State and Midwestern State... Older sister Kelsie played beach volleyball at Central Arkansas.
- Born on Aug. 27, 2001.
- Majoring in electrical engineering at Oklahoma State.
- Spent the summer of 2023 interning at NASA.

Player Bios



21



Justin McBride

6-8 | 230 | FR-HS | F | Plano, Texas | Plano HS

McBride's Career Statistics

Season	School	GP-GS	MIN/MPG	FGM-A	FG%	3FGM-A	3FG%	FTM-A	FT%	OR	DR	TR	RPG	PF-FO	A	TO	BLK	STL	TP	PPG
2023-24	OSU (Fr.)	7-0	73/10.4	12-23	.522	3-9	.333	0-1	.000	4	10	14	2.0	11-0	0	4	2	0	27	3.9
OSU TOTALS		7-0	73/10.4	12-23	.522	3-9	.333	0-1	.000	4	10	14	2.0	11-0	0	4	2	0	27	3.9

McBride's Career Bests

Points	8	SAM HOUSTON (11/12/23)
Rebounds	5	HOUSTON CHRST (11/24/23)
FG Made	3	2x, Last: UNO (11/20/23)
FG Attempts	7	SAM HOUSTON (11/12/23)
3-Point FGM	2	SAM HOUSTON (11/12/23)
3-Point Att.	4	SAM HOUSTON (11/12/23)
FT Made		
FT Attempts	1	ABILENE CHRST. (11/6/23)
Assists		
Steals		
Blocks	1	2x, Last: HCU (11/24/23)
Minutes	17	HOUSTON CHRST (11/24/23)

Misc. Totals

23-24	Career
10+ Points	-
20+ Points	-
30+ Points	-
10+ Rebounds	-
10+ Assists	-
Double-Doubles	-
Dunks	1
Fouls Drawn	1
Points Leader	-
Rebound Leader	-
Assist Leader	-


2023-24 Game-by-Game

Date	Opponent	GS	Min	FG	3Pt	FT	OR	DR	TR	PF	A	TO	Blk	Stl	TP
N.6	Abilene Chrst.		15	1-3	0-1	0-1	1	1	2	1	0	0	0	0	2
N.12	Sam Houston		12	3-7	2-4	0-0	0	1	1	2	0	0	1	0	8
N.16	vs. St. Bonaventure		7	2-3	0-0	0-0	1	0	1	1	0	1	0	0	4
N.17	vs. Notre Dame		10	2-3	0-1	0-0	1	2	3	3	0	2	0	0	4
N.20	New Orleans		10	3-3	0-0	0-0	1	1	2	2	0	0	0	0	6
N.24	Houston Chrst.		17	1-3	1-2	0-0	0	5	5	2	0	1	1	0	3
N.30	Creighton		1	0-1	0-1	0-0	0	0	0	0	0	0	0	0	0
D.5	at Southern Ill.	dnp													
D.10	vs. Tulsa	dnp													
D.17	Oral Roberts														
D.20	Wofford														
D.31	S. Carolina St.														
J.3	Chicago St.														
J.6	Baylor^														
J.9	at Texas Tech^														
J.13	at Iowa St.^														
J.16	Kansas^														
J.20	at Kansas St.^														
J.23	TCU^														
J.27	West Virginia^														
J.30	at Kansas^														
F.3	Kansas St.^														
F.6	at Houston^														
F.10	at Oklahoma^														
F.17	BYU^														
F.21	at Cincinnati^														
F.24	Oklahoma^														
F.28	UCF^														
M. 2	at Texas^														
M. 5	Texas Tech^														
M. 9	at BYU^														

Profile:

- Skilled forward with size and athleticism.
- Can score from inside or on the perimeter.
- The Big 12's second-youngest player (he turned 18 on July 25) behind Iowa State's JT Rock.
- Dallas area standout earned four-star ratings from Rivals and 247sports while rankings No. 79 and 127 on their respective national lists.
- Signed with OSU in the Fall of 2022 over finalists Arizona State and Missouri.
- Also held reported offers from Arkansas, Colorado State, Kansas, Kansas State, Missouri, TCU and UNLV.
- Chose the Pokes because of head coach Mike Boynton and the program's style of play.
- Spent a portion of his high school career at Oak Hill Academy (Va.) competing in the NIBC before returning home to Texas.
- As a senior at Plano High, was one of nine players named to the inaugural THSCA 6A Boys Basketball Super Elite Team, which recognizes student-athletes from around the state of Texas for their exemplary athletic achievements. Helped his team to a top-10 ranking in Texas' largest classification and was named First Team UIL All-State in 6A.
- In the summer before his junior year, helped Team USA to a gold medal at the 2021 FIBA U16 Americas Championship in Xalapa, Mexico, averaging 7.7 points, 5.5 rebounds, 1.8 blocks and 1.0 steal over six games.
- Attended USA Basketball Junior National Team mini camps in March and October of 2022 – the latter alongside two of his future OSU teammates, Brandon Garrison and Eric Dailey Jr.
- Plans to major in Broadcast Communications.

Player Bios



22



Brooks Manzer

6-3 | 190 | JR-1L | G | Edmond, Okla. | Memorial HS

Manzer's Career Statistics

Season	School	GP-GS	MIN/MPG	FGM-A	FG%	3FGM-A	3FG%	FTM-A	FT%	OR	DR	TR	RPG	PF-FO	A	TO	BLK	STL	TP	PPG
2020-21	OSU (Fr.)																			
2022-23	OSU (So.)	3-0	4 / 1.4	0-0	---	0-0	---	0-0	---	0	1	1	0.3	0-0	1	0	0	0	0	0.0
2023-24	OSU (Jr.)																			
OSU TOTALS		3-0	4 / 1.4	0-0	---	0-0	---	0-0	---	0	1	1	0.3	0-0	1	0	0	0	0	0.0

Manzer's Career Bests

Points	-	-
Rebounds	1	PRAIRIE VIEW (11/27/22)
FG Made	-	-
FG Attempts	-	-
3-Point FGM	-	-
3-Point Att.	-	-
FT Made	-	-
FT Attempts	-	-
Assists	1	at Oakland (11/13/22)
Steals	-	-
Blocks	-	-
Minutes	2	TULSA (11/25/22)

Misc. Totals

10+ Points	-	-
20+ Points	-	-
30+ Points	-	-
10+ Rebounds	-	-
10+ Assists	-	-
Double-Doubles	-	-
Dunks	-	-
Fouls Drawn	-	-
Points Leader	-	-
Rebound Leader	-	-
Assist Leader	-	-

2023-24 Game-by-Game

Date	Opponent	GS	Min	FG	3Pt	FT	OR	DR	TR	PF	A	TO	Blk	Stl	TP
N.6	Abilene Chrst.	dnp													
N.12	Sam Houston	dnp													
N.16	vs. St. Bonaventure	dnp													
N.17	vs. Notre Dame	dnp													
N.20	New Orleans	dnp													
N.24	Houston Chrst.	dnp													
N.30	Creighton	dnp													
D.5	at Southern Ill.	dnp													
D.10	vs. Tulsa	dnp													
D.17	Oral Roberts	dnp													
D.20	Wofford	dnp													
D.31	S. Carolina St.														
J.3	Chicago St.														
J.6	Baylor^														
J.9	at Texas Tech^														
J.13	at Iowa St.^														
J.16	Kansas^														
J.20	at Kansas St.^														
J.23	TCU^														
J.27	West Virginia^														
J.30	at Kansas^														
F.3	Kansas St.^														
F.6	at Houston^														
F.10	at Oklahoma^														
F.17	BYU^														
F.21	at Cincinnati^														
F.24	Oklahoma^														
F.28	UCF^														
M. 2	at Texas^														
M. 5	Texas Tech^														
M. 9	at BYU^														

Profile:

- Walk-on guard begins his third year with the OSU program.
 - Appeared in three games as a sophomore in 2022-23 – all in the month of November – but battled injuries the rest of the way.
 - Made his collegiate debut at Oakland (Nov. 13, 2022) and tallied his first career assist... Also saw time in wins over Tulsa (Nov. 25) and Prairie View (Nov. 27).
 - Did not suit up as a freshman while recovering from an ACL injury suffered during his senior year of high school.
 - Three-year letter winner at Edmond Memorial High School near Oklahoma City but missed most of his senior year due to ACL surgery.
 - Played on three consecutive state tournament teams, including a state runner-up in 2021.
 - Winner of the Bulldog Spirit Award for his outstanding leadership.
 - Also lettered twice in baseball, batting .337 as a senior.
- Born Oct. 23, 2022.
- Son of Bryndon and Janie Manzer.
 - Has completed all requirements necessary to become an Eagle Scout.
 - Is the 13th member of his family to attend Oklahoma State.
 - Father played for the Cowboys from 1992-94 under Eddie Sutton.
 - Grandfather, Lee, taught marketing at OSU for 43 years and has served as official scorer for Cowboy home games for more than three decades.

Player Bios



23



Brandon Garrison

6-11 | 245 | FR-HS | C | Oklahoma City, Okla. | Del City HS

Garrison's Career Statistics

Season	School	GP-GS	MIN/MPG	FGM-A	FG%	3FGM-A	3FG%	FTM-A	FT%	OR	DR	TR	RPG	PF-FO	A	TO	BLK	STL	TP	PPG
2023-24	OSU (Fr.)	9-6	160/17.8	20-39	.513	0-0	.000	6-13	.462	16	31	47	5.2	27-1	8	13	15	6	46	5.1
OSU TOTALS		9-6	160/17.8	20-39	.513	0-0	.000	6-13	.462	16	31	47	5.2	27-1	8	13	15	6	46	5.1

Garrison's Career Bests

Points	10	HOUSTON CHRST (11/24/23)
Rebounds	10	at Southern Illinois (12/5/23)
FG Made	4	HOUSTON CHRST (11/24/23)
FG Attempts	8	2x, Last: CREIGHTON (11/30/23)
3-Point FGM	-	-
3-Point Att.	-	-
FT Made	3	vs. Notre Dame (11/17/23) in OT
FT Attempts	6	vs. Notre Dame (11/17/23) in OT
Assists	2	3x, Last: HCU (11/24/23)
Steals	2	vs. Notre Dame (11/17/23) in OT
Blocks	6	HOUSTON CHRST (11/24/23)
Minutes	35:37	vs. Notre Dame (11/17/23) in OT

Misc. Totals

10+ Points	1	1
20+ Points	-	-
30+ Points	-	-
10+ Rebounds	1	1
10+ Assists	-	-
Double-Doubles	-	-
Dunks	4	4
Fouls Drawn	13	13
Points Leader	-	-
Rebound Leader	4	4
Assist Leader	-	-

2023-24 Game-by-Game

Date	Opponent	GS	Min	FG	3Pt	FT	OR	DR	TR	PF	A	TO	Blk	Stl	TP
N.6	Abilene Chrst.		8	0-0	0-0	1-2	0	0	0	2	0	0	0	1	1
N.12	Sam Houston		14	3-4	0-0	0-0	3	5	8	1	0	2	3	0	6
N.16	vs. St. Bonaventure		11	0-1	0-0	0-0	3	3	6	3	1	1	1	0	0
N.17	vs. Notre Dame	*	36	3-6	0-0	3-6	2	3	5	5	2	1	1	2	9
N.20	New Orleans	*	15	2-3	0-0	0-2	1	0	1	3	2	0	0	0	4
N.24	Houston Chrst.	*	18	4-8	0-0	2-2	1	4	5	3	2	1	6	0	10
N.30	Creighton	*	18	3-8	0-0	0-0	1	4	5	4	0	1	2	1	6
D.5	at Southern Ill.	*	22	2-5	0-0	0-1	5	5	10	2	0	3	2	1	4
D.10	vs. Tulsa	*	18	3-4	0-0	0-0	0	7	7	4	1	4	0	1	6
D.17	Oral Roberts														
D.20	Wofford														
D.31	S. Carolina St.														
J.3	Chicago St.														
J.6	Baylor^														
J.9	at Texas Tech^														
J.13	at Iowa St.^														
J.16	Kansas^														
J.20	at Kansas St.^														
J.23	TCU^														
J.27	West Virginia^														
J.30	at Kansas^														
F.3	Kansas St.^														
F.6	at Houston^														
F.10	at Oklahoma^														
F.17	BYU^														
F.21	at Cincinnati^														
F.24	Oklahoma^														
F.28	UCF^														
M. 2	at Texas^														
M. 5	Texas Tech^														
M. 9	at BYU^														

Profile:

- Oklahoma State's ninth McDonald's All-American and the second signed by head coach Mike Boynton, joining Cade Cunningham (2020).
- Added 18 pounds of muscle during the eight-week summer session.
- Started for the West squad and scored 11 points on 5-of-5 shooting in the 2023 McDonald's All-American game.
- Consensus four-star recruit in the Class of 2023, ranked as high as No. 30 by Rivals and also earned high grades from 247sports (36), ESPN (41) and On3 (43). Picked OSU over Arkansas, Florida, Houston, Kansas, LSU, Oklahoma, SMU, Texas, Texas A&M, Texas Tech, Tulsa.
- One of 25 players named to USA Today's All-USA Team.
- One of 30 included on the Jordan Brand's 2023 All-Star roster.
- 2023 Gatorade and MaxPreps Player of the Year in the state of Oklahoma.
- Two-time Daily Oklahoman Super 5 selection.
- Voted OKC Metro 2022-23 Boys Athlete of the Year (all sports).
- Led his team to a pair of 5A state titles (the school's first in more than four decades) in 2021 and 2023 plus a runner-up finish in between (2022).
- Averaged a double-double as a senior (15.7 ppg, 10.0 rpg) along with 3.0 assists, 1.2 steals and 1.7 blocks.
- Teamed up with Eric Dailey Jr. to win a gold medal with Team USA at the 2022 FIBA U18 Americas in Mexico.
- Turned down a chance to play in the 2023 FIBA U19 World Cup in order to rest up for his first season of college ball.
- Son of Tim Garrison and Toni and Sidricke Lewis.
- Has two sisters, Kimbrie and Bryana, and two brothers, Brayden and Donavon.

Player Bios



24



Isaiah Miranda

7-1 | 220 | RS-FR-TR | F/C | Pawtucket, R.I. | Southern California Academy / NC State

Miranda's Career Statistics

Season	School	GP-GS	MIN/MPG	FGM-A	FG%	3FGM-A	3FG%	FTM-A	FT%	OR	DR	TR	RPG	PF-FO	A	TO	BLK	STL	TP	PPG
2022-23	NC State (Fr.)																			
2023-24	OSU (R-Fr.)																			
OSU TOTALS																				

Miranda's Career Bests

Points	2	vs. Tulsa (12/10/23)
Rebounds	2	vs. Tulsa (12/10/23)
FG Made	1	vs. Tulsa (12/10/23)
FG Attempts	3	vs. Tulsa (12/10/23)
3-Point FGM		
3-Point Att.		
FT Made		
FT Attempts		
Assists		
Steals	1	vs. Tulsa (12/10/23)
Blocks		
Minutes	3:54	vs. Tulsa (12/10/23)

Misc. Totals

23-24	Career
10+ Points	-
20+ Points	-
30+ Points	-
10+ Rebounds	-
10+ Assists	-
Double-Doubles	-
Dunks	1
Fouls Drawn	1
Points Leader	-
Rebound Leader	-
Assist Leader	-


2023-24 Game-by-Game

Date	Opponent	GS	Min	FG	3Pt	FT	OR	DR	TR	PF	A	TO	Blk	Stl	TP
N.6	Abilene Chrst.	dnp													
N.12	Sam Houston	dnp													
N.16	vs. St. Bonaventure	dnp													
N.17	vs. Notre Dame	dnp													
N.20	New Orleans	dnp													
N.24	Houston Chrst.	dnp													
N.30	Creighton	dnp													
D.5	at Southern Ill.	dnp													
D.10	vs. Tulsa	4	1-3	0-0	0-0	1	1	2	2	0	1	0	1	2	
D.17	Oral Roberts														
D.20	Wofford														
D.31	S. Carolina St.														
J.3	Chicago St.														
J.6	Baylor^														
J.9	at Texas Tech^														
J.13	at Iowa St.^														
J.16	Kansas^														
J.20	at Kansas St.^														
J.23	TCU^														
J.27	West Virginia^														
J.30	at Kansas^														
F.3	Kansas St.^														
F.6	at Houston^														
F.10	at Oklahoma^														
F.17	BYU^														
F.21	at Cincinnati^														
F.24	Oklahoma^														
F.28	UCF^														
M. 2	at Texas^														
M. 5	Texas Tech^														
M. 9	at BYU^														

Profile:

- Consensus four-star, top-60 recruit in Class of 2022 got an early start to his college career when he reclassified and joined NC State for the spring semester.
- Went through the NBA Draft process following the season and drew interest from a number of teams.
- 7-foot-1 athlete has a 39-inch vertical leap and can score from inside or out.
- Enrolled at NC State in December, 2022.
- Practiced with the team but did not see game action, preserving all four years of his collegiate eligibility.
- Ranked No. 30 overall prospect in country by Rivals, No. 40 by On3, No. 47 by 247Sports and No. 55 by ESPN.
- Coming out of high school, held reported offers from UCLA, UConn, Texas, USC, Oregon, Louisville and Georgetown before deciding on NC State.
- Attended Southern California Academy in Los Angeles for a post-grad year before deciding to reclassify to Class of 2022.
- Played his senior season at Springfield Commonwealth Academy (Springfield, Mass.).
- Averaged 20 points and 12 rebounds.
- Helped lead SCA to AAA Power 5 Conference Championship Game.
- Attended The Phelps School in Malvern, Pa., for two years and William E. Tolman High School in Pawtucket, R.I., as a freshman
- Played AAU basketball for Rhode Island Elite.

Player Bios



32



Mike Marsh

6-10 | 250 | RS-SR-TR | C | Columbia, S.C. | Gray Collegiate Academy / Dodge City CC / Jacksonville

Marsh's Career Statistics

Season	School	GP-GS	MIN/MPG	FGM-A	FG%	3FGM-A	3FG%	FTM-A	FT%	OR	DR	TR	RPG	PF-FO	A	TO	BLK	STL	TP	PPG
2019-20	Dodge City CC (Fr.)			Redshirted																
2020-21	Dodge City CC (R-Fr.)			Junior College																
2021-22	Jacksonville (R-So.)	29-22	705/24.3	97-187	.519	0-1	0.000	57-101	.564	68	90	158	5.4	68-1	36	44	5	13	251	8.7
2022-23	Jacksonville (R-Jr.)	22-14	510/23.2	96-174	.552	0-2	0.000	38-55	.691	35	72	107	4.9	41-2	17	36	4	16	230	10.5
2023-24	OSU (R-Sr.)	8-3	159/19.9	28-50	.560	0-0	.000	8-14	.571	17	26	43	5.4	18-0	12	11	5	2	64	8.0
OSU TOTALS		8-3	159/19.9	28-50	.560	0-0	.000	8-14	.571	17	26	43	5.4	18-0	12	11	5	2	64	8.0
NCAA TOTALS		59-39	1373/23.3	221-411	.538	0-3	.000	103-170	.606	120	188	308	5.2	127-3	65	91	14	31	545	9.2

Marsh's OSU Bests

Points	14	HOUSTON CHRST (11/24/23)
Rebounds	11	NEW ORLEANS (11/20/23)
FG Made	6	2x, Last: HCU (11/24/23)
FG Attempts	10	ABILENE CHRST. (11/6/23)
3-Point FGM		
3-Point Att.		
FT Made	3	NEW ORLEANS (11/20/23)
FT Attempts	6	NEW ORLEANS (11/20/23)
Assists	3	2x, Last: at SIU (12/5/23)
Steals	1	2x, Last: HCU (11/24/23)
Blocks	1	5x, Last: vs. Tulsa (12/10/23)
Minutes	28:29	vs. St. Bonaventure (11/16/23)

Misc. Totals

23-24 Career	
10+ Points	3
20+ Points	-
30+ Points	-
10+ Rebounds	1
10+ Assists	-
Double-Doubles	1
Dunks	2
Fouls Drawn	17
Points Leader	1
Rebound Leader	2
Assist Leader	-

2023-24 Game-by-Game

Date	Opponent	GS	Min	FG	3Pt	FT	OR	DR	TR	PF	A	TO	Blk	Stl	TP
N.6	Abilene Chrst.	*	22	6-10	0-0	1-2	1	8	9	1	2	1	1	0	13
N.12	Sam Houston	*	17	1-3	0-0	1-1	0	4	4	3	1	1	1	1	3
N.16	vs. St. Bonaventure	*	28	4-4	0-0	1-2	3	3	6	4	2	1	0	0	9
N.17	vs. Notre Dame	dnp													
N.20	New Orleans		19	5-7	0-0	3-6	6	5	11	2	3	1	1	0	13
N.24	Houston Chrst.		16	6-9	0-0	2-2	3	2	5	2	1	1	0	1	14
N.30	Creighton		19	3-9	0-0	0-1	0	0	0	2	0	2	0	0	6
D.5	at Southern Ill.		17	1-3	0-0	0-0	2	2	4	2	3	2	1	0	2
D.10	vs. Tulsa		20	2-5	0-0	0-0	2	2	4	2	0	2	1	0	4
D.17	Oral Roberts														
D.20	Wofford														
D.31	S. Carolina St.														
J.3	Chicago St.														
J.6	Baylor^														
J.9	at Texas Tech^														
J.13	at Iowa St.^														
J.16	Kansas^														
J.20	at Kansas St.^														
J.23	TCU^														
J.27	West Virginia^														
J.30	at Kansas^														
F.3	Kansas St.^														
F.6	at Houston^														
F.10	at Oklahoma^														
F.17	BYU^														
F.21	at Cincinnati^														
F.24	Oklahoma^														
F.28	UCF^														
M. 2	at Texas^														
M. 5	Texas Tech^														
M. 9	at BYU^														

Profile:

- Stalwart in the low post who featured prominently at Jacksonville for the past two seasons and will play his final collegiate season in Stillwater.
- Started 36 games in two seasons at Jacksonville.
- As a redshirt junior in 2022-23, averaged 10.5 points and 4.9 rebounds in 23.3 minutes while shooting 55.2% from the field.
- Scored in double-figures 14 times in 22 games.
- As a redshirt sophomore in 2021-22, posted the ASUN's best offensive rebound percentage during conference play (14.4) and finished the year ranked 73rd nationally in that category (12.4%), per KenPom.
- Helped his team to 21 wins and a runner-up finish at the 2022 ASUN tournament.
- Redshirted as a freshman at USC Salkehatchie (2019-20) before following head coach Jake Williams to Dodge City (Kan.) Community College where he earned second team All-Kansas Jayhawk Conference honors as a redshirt freshman (2020-21). Averaged 11.7 points and 6.9 rebounds while posting the second-highest season shooting percentage on program history (67.1%).
- Started playing organized basketball as a high school junior at Gray Collegiate Academy in West Columbia, S.C. and was coached by one of Mike Boynton's former South Carolina teammates, Brandon Wallace.
- Helped the War Eagles to the Class 2A state title as a senior and also played defensive end on the football team.

Player Bios



35



Weston Church

6-3 | 180 | SR-2L | G | Fairview, Okla. | Fairview HS

Church's Career Statistics

Season	School	GP-GS	MIN/MPG	FGM-A	FG%	3FGM-A	3FG%	FTM-A	FT%	OR	DR	TR	RPG	PF-FO	A	TO	BLK	STL	TP	PPG
2020-21	OSU (Fr.)			Did not see action																
2021-22	OSU (So.)	4-0	6/1.4	1-3	.333	0-0	---	0-0	---	1	0	1	0.3	1-0	0	1	0	1	2	0.5
2022-23	OSU (Jr.)	7-0	8/1.1	1-1	1.000	1-1	1.000	0-0	---	0	1	1	0.1	1-0	0	0	0	0	3	0.4
2023-24	OSU (Sr.)	1-0	1/1.1	0-0	.000	0-0	.000	0-2	.000	0	0	0	0.0	0-0	0	1	0	0	0	0.0
OSU TOTALS		12-0	15/1.2	2-4	.500	1-1	1.000	0-2	.000	1	1	2	0.2	2-0	0	2	0	1	5	0.4

Church's Career Bests

Points	3	at Oakland (11/13/22)
Rebounds	1	2x, Last: TULSA (11/25/22)
FG Made	1	2x, Last: at Oakland (11/13/22)
FG Attempts	2	UT ARLINGTON (11/9/21)
3-Point FGM	1	at Oakland (11/13/22)
3-Point Att.	1	at Oakland (11/13/22)
FT Made		
FT Attempts	2	HOUSTON CHRST (11/24/23)
Assists		
Steals	1	WEST VIRGINIA (2/12/22)
Blocks		
Minutes	2	2x, Last: TULSA (11/25/22)

Misc. Totals

23-24 Career		
10+ Points	-	-
20+ Points	-	-
30+ Points	-	-
10+ Rebounds	-	-
10+ Assists	-	-
Double-Doubles	-	-
Dunks	-	-
Fouls Drawn	1	-
Points Leader	-	-
Rebound Leader	-	-
Assist Leader	-	-


2023-24 Game-by-Game

Date	Opponent	GS	Min	FG	3Pt	FT	OR	DR	TR	PF	A	TO	Blk	Stl	TP
N.6	Abilene Chrst.	dnp													
N.12	Sam Houston	dnp													
N.16	vs. St. Bonaventure	dnp													
N.17	vs. Notre Dame	dnp													
N.20	New Orleans	dnp													
N.24	Houston Chrst.	1	0-0	0-0	0-2	0	0	0	0	0	0	1	0	0	0
N.30	Creighton	dnp													
D.5	at Southern Ill.	dnp													
D.10	vs. Tulsa	dnp													
D.17	Oral Roberts	dnp													
D.20	Wofford														
D.31	S. Carolina St.														
J.3	Chicago St.														
J.6	Baylor^														
J.9	at Texas Tech^														
J.13	at Iowa St.^														
J.16	Kansas^														
J.20	at Kansas St.^														
J.23	TCU^														
J.27	West Virginia^														
J.30	at Kansas^														
F.3	Kansas St.^														
F.6	at Houston^														
F.10	at Oklahoma^														
F.17	BYU^														
F.21	at Cincinnati^														
F.24	Oklahoma^														
F.28	UCF^														
M. 2	at Texas^														
M. 5	Texas Tech^														
M. 9	at BYU^														

Profile:

- Selected by the OSU Alumni Association as a 2023-24 "Senior of Significance." The award honors the top one percent of graduating seniors who have excelled in scholarship, leadership and service to the campus and community.
- Five-time Presidents Honor Roll qualifier (4.0 semester GPA).
- One of two OSU senior walk-ons. The Cowboys are 11-0 all-time when he appears in the box score.
- First Team Academic All-Big 12 as a junior in 2022/2023... Qualified for the NABC Honors Court (3.2+ GPA during the academic year)... Took just one shot in seven games but made it count, drilling a three-pointer in the road win at Oakland (Nov. 13).
- Saw action in four games as a sophomore and scored two points in the 2021-22 season-opener against UTA.
- Recognized as one of OSU's "Top 10 Freshmen Men" by the Mortar Board honor society for outstanding leadership and community service.
- 2020 Fairview High class valedictorian... Averaged 24.7 points and 5.0 rebounds as a senior and earned a long list of accolades.
- Enid News First Team All-Northwest Oklahoma.
- A member of OSU's Farmhouse fraternity.

Player Bios



51



John-Michael Wright

6-1 | 190 | GR-1L | G | Fayetteville, N.C. | Fayetteville Academy / High Point

Wright's Career Statistics

Season	School	GP-GS	MIN/MPG	FGM-A	FG%	3FGM-A	3FG%	FTM-A	FT%	OR	DR	TR	RPG	PF-FO	A	TO	BLK	STL	TP	PPG
2019-20	High Point (Fr.)	32-32	1038/32.4	153-392	.390	60-181	.331	88-116	.759	45	124	169	5.3	72-1	73	51	11	34	454	14.2
2020-21	High Point (So)	22-22	739/33.6	151-361	.418	48-140	.343	106-136	.779	29	86	115	5.2	48-1	71	49	7	35	456	20.7
2021-22	High Point (Jr)	32-32	1117/34.9	195-476	.410	65-179	.363	133-171	.778	22	118	140	4.4	73-4	108	82	9	32	588	18.4
2022-23	Oklahoma St. (Sr)	36-36	1089/30.2	119-330	.361	69-203	.340	47-58	.810	15	85	100	2.8	61-0	72	59	3	30	354	9.8
2023-24	Oklahoma St. (Gr)	9-5	189/21.0	22-67	.328	11-45	.244	13-14	.929	4	7	11	1.2	16-0	13	5	0	10	68	7.6
OSU TOTALS		45-41	1278/28.4	141-397	.355	80-248	.323	60-72	.833	19	92	111	2.5	77-0	85	64	3	40	422	9.4
NCAA TOTALS		131-127	4172/31.8	640-1626	.394	253-748	.338	387-495	.782	115	420	535	4.1	270-6	337	246	30	141	1920	14.7

Wright's OSU Bests

Points	19	2x, Last: at Iowa St. (2/11/23)
Rebounds	6	3x, Last: Texas Tech (2/8/23)
FG Made	6	7x, Last: Baylor (2/27/23)
FG Attempts	16	at Texas (1/24/23)
3-Point FGM	6	Kansas (2/14/23)
3-Point Att.	11	Baylor (2/27/23)
FT Made	6	vs. St. Bonaventure (11/16/23)
FT Attempts	7	2x, Last: vs St. Bonav. (11/16/23)
Assists	4	4x, Last: ABILENE C. (11/6/23)
Steals	4	at Oklahoma (2/1/23)
Blocks	2	TCU (2/4/23)
Minutes	41:09	vs. UCF (11/18/22)

Misc. Totals

10+ Points	4	21
20+ Points	-	-
30+ Points	-	-
10+ Rebounds	-	-
10+ Assists	-	-
Double-Doubles	-	-
Dunks	1	1
Fouls Drawn	15	-
Points Leader	-	3
Rebound Leader	-	-
Assist Leader	1	7

2023-24 Game-by-Game

Date	Opponent	GS	Min	FG	3Pt	FT	OR	DR	TR	PF	A	TO	Blk	Stl	TP
N.6	Abilene Chrst.	*	22	1-9	0-6	0-0	0	0	0	0	4	2	0	2	2
N.12	Sam Houston	*	22	4-12	3-7	3-3	1	1	2	3	1	0	0	1	14
N.16	vs. St. Bonaventure		29	3-11	2-7	6-7	1	1	2	3	1	1	0	0	14
N.17	vs. Notre Dame	*	38	4-9	1-6	2-2	0	2	2	3	2	0	0	2	11
N.20	New Orleans	*	24	4-10	1-6	2-2	0	1	1	3	1	2	0	3	11
N.24	Houston Chrst.	*	24	4-8	2-6	0-0	2	2	4	1	1	0	0	1	10
N.30	Creighton		16	0-4	0-3	0-0	0	0	0	0	1	0	0	0	0
D.5	at Southern Ill.		2	0-0	0-0	0-0	0	0	0	2	0	0	0	0	0
D.10	vs. Tulsa		11	2-4	2-4	0-0	0	0	0	1	2	0	0	1	6
D.17	Oral Roberts														
D.20	Wofford														
D.31	S. Carolina St.														
J.3	Chicago St.														
J.6	Baylor^														
J.9	at Texas Tech^														
J.13	at Iowa St.^														
J.16	Kansas^														
J.20	at Kansas St.^														
J.23	TCU^														
J.27	West Virginia^														
J.30	at Kansas^														
F.3	Kansas St.^														
F.6	at Houston^														
F.10	at Oklahoma^														
F.17	BYU^														
F.21	at Cincinnati^														
F.24	Oklahoma^														
F.28	UCF^														
M. 2	at Texas^														
M. 5	Texas Tech^														
M. 9	at BYU^														

Profile:

- Enters his final season of college basketball as one of the NCAA's active leaders in career points (1,852) and minutes (3,982). Also has 242 threes, 524 rebounds and 324 assists over the last four seasons (one at OSU and three at High Point).
- Started all 36 games for OSU in 2022-23 and averaged 9.8 points, 2.8 rebounds and 2.0 assists in 30.2 minutes.
- Hit a team-high 69 threes (1.92-per-game) on 34.0% accuracy and converted 81.0% of his free throws (47-of-58).
- A two-time first team All-Big South selection at High Point for Coach Tubby Smith, started every game of his three-year career and piled up 1,498 points (fourth on the school's D1-era scoring list).
- Led the conference in scoring as a junior (18.4 ppg) in 2021-22 while also averaging 4.4 rebounds and 3.4 assists in 34.9 minutes.

The Last Time...

The last time OSU...

Won five straight games.....	5 from 1/28/2023 to 2/11/2023
Won five straight at home.....	5 from 1/18/2023 to 2/8/2023
Won 10 straight at home.....	12 from 2/21/2014 to 12/15/2014
Won five straight true road games.....	5 from 1/21/2017 to 2/22/2017
Lost five straight games.....	5 from 2/14/2023 to 2/27/2023
Lost five straight on the road.....	6 from 1/22/2022 to 2/26/2022
Scored 100+ Points.....	102 -- UTRGV (12/22/2017)
Scored 90+ Points.....	92 -- Houston Christian (11/24/2023)
Scored fewer than 60 points.....	59 -- Abilene Christian (11/6/2023)
Scored fewer than 50 points.....	47 -- vs. Texas (3/9/2023)
Won by 20+ points.....	27, 92-65 -- Houston Christian (11/24/2023)
Won by 30+ points.....	30 -- College of Charleston (11/22/2021)
Won by 40+ points.....	43, 88-45 -- UT Arlington (11/9/2021)
Won by 50+ points.....	51, 82-31 -- Southeastern La. (12/29/2019)
Shot 60% from the field.....	.660 -- at Texas (3/7/2020)
Shot 65%+ from the field.....	"
Shot Less than 25% from the floor.....	.246 -- at South Carolina (12/6/2014)
Shot Less than 30% from the floor.....	.269 -- vs. Texas (3/9/2023)
Shot 50% from beyond the arc.....	.515 (17/33) -- Sam Houston (11/12/2023)
Shot less than 15% from the beyond the arc.....	.143 -- vs. Texas (3/9/2023)
Failed to make a 3-point attempt.....	vs Iowa State (1/8/2001)
Made 12+ three-pointers.....	12/33, Houston Christian (11/24/2023)
Two players make 5+ three-pointers.....	at Texas Tech (2/27/2019)
Made 35+ free throws.....	35 -- Rogers State (11/30/2016)
Shot 100% at the free throw line (min. 10 FTM).....	22/22 -- Texas Tech (2/25/2017)
Shot less than 50% at the free throw line.....	8/20, .400 -- Abilene Christian (11/6/2023)
50+ rebounds.....	51 -- Oral Roberts (11/26/2021)
60+ rebounds.....	60, Northwestern Okla. St. (11/17/2014)
Grabbed 20 offensive rebounds.....	20, at Southern Illinois (12/5/2023)
Had 20 assists.....	24 -- New Orleans (11/20/2023)
Had fewer than 5 assists.....	4 -- Texas (2/2/2021)
10+ steals.....	11 at Kansas State (1/10/2023)
15+ steals.....	16 -- College of Charleston (11/22/2021)
10+ blocks.....	12 vs Texas (1/7/2023)
15+ blocks.....	16 -- College of Charleston (11/22/2021)
Failed to block at least one shot.....	at Texas Tech (1/2/2021)
Had multiple 30-point scorers.....	vs Southwestern State (1/2/2007)
Had three 30-point scorers.....	vs Oral Roberts (3/4/1993)
Had two 20-point scorers.....	vs Kansas State (2/19/2022)
Had three 20-point scorers.....	vs Oklahoma (2/18/2017)
Had four 20-point scorers.....	vs Northwestern State (1/3/2009)
OSU & Opponent combined for four 20-point scorers.....	vs Oklahoma (2/18/2017)
OSU & Opponent combined for five 20-point scorers.....	vs West Virginia (1/4/2021)
OSU & Opponent combined for six 20-point scorers.....	vs Providence (11/25/1993)
OSU & Opponent combined for 10 double-figure scorers.....	10 vs Baylor (2/8/2020)
Had five double-figure scorers.....	6 -- Houston Christian (11/24/2023)
Had six double-figure scorers.....	"
Had seven double-figure scorers.....	vs Rogers State (11/30/2016)
Had all 5 starters score in double figures.....	vs TCU (3/13/2019)
Had no players score in double figures.....	at Iowa State (2/29/2016)
Had only one player score in double figures.....	vs Texas (1/7/2023)
Had two double-figure rebounders.....	2, at Southern Illinois (12/5/2023)
	Brandon Garrison (10) & Quion Williams (10)
	at Youngstown St. (3/15/2023)
Had three double-figure rebounders.....	at Youngstown St. (3/15/2023)
Had two double-doubles.....	at Youngstown St. (3/15/2023)
Had three double-doubles.....	at Youngstown St. (3/15/2023)
Scored 50 points in first half.....	52, Houston Christian (11/24/2023)
Scored 50 points in second half.....	53 -- New Orleans (11/20/2023)
Scored less than 20 points in the first half.....	19 at Oklahoma (2/26/2022)
Scored less than 20 points in second half.....	14 at West Virginia (2/19/2020)
Had a 20+ point scoring run.....	22-0 -- New Orleans (11/20/2023)
Had three players foul out.....	at Baylor (2/8/2020)
Defeated an AP ranked opponent.....	64-56 vs 11/13 Iowa State (2/11/2023)
Lost to an AP ranked opponent.....	65-79 to 15/14 Creighton (11/30/2023)
Won an overtime game.....	82-79 vs Kansas State (2/19/2022)

Lost an overtime game.....	64-66 vs Notre Dame (11/17/2022)
Won a double-overtime game.....	75-67 vs Texas (2/6/2021)
Lost a double-overtime game.....	67-68 vs Kansas (2/20/2013)
Won a triple-overtime game.....	105-103 vs Texas (1/16/2007)
Lost a triple-overtime game.....	97-98 vs Iowa State (2/3/2014)
Won a quadruple-overtime game.....	96-91 at Colorado (2/5/1983)
Lost a quadruple-overtime game.....	Never

The last time an OSU opponent...

Scored 100+ points.....	100 by TCU (2/18/2023)
Scored 90+ points.....	93 by Cleveland State (12/13/2021)
Scored Fewer than 60 points.....	57 -- vs. Tulsa (12/10/2023)
	First time since 3/8/2023 vs. Oklahoma (49)
Scored Fewer than 50 points.....	49 -- vs. Oklahoma (3/8/2023)
Won by 20+ points.....	25, 75-100 -- at TCU (2/18/2023)
Won by 30+ Points.....	35, 50-85 -- at Texas Tech (1/4/2020)
Won by 40+ points.....	41, 65-106 -- at Baylor (1/13/2012)
Shot 65%+ from the floor.....	.684 -- at TCU (2/18/2023)
Shot 60% from the floor.....	.615 -- Kansas State (2/23/2019)
Shot 50% from the floor.....	.527, 29/55 -- Creighton (11/30/2023)
Shot less than 25% from the floor.....	.224 -- Southeastern La. (12/29/2019)
Shot less than 30% from the floor.....	.250 -- vs. Oklahoma (3/8/2023)
Shot 50% from the beyond the arc.....	.526, 10/19 -- Creighton (11/30/2023)
Shot <20% or less from the beyond the arc.....	.150, 3/20 -- vs. Tulsa (12/10/2023)
Shot < 15% from beyond the arc.....	.048 -- vs. Wichita State (12/17/2022)
Made 12+ three-pointers.....	14/30 -- at Texas Tech (3/4/2023)
Failed to make a 3-point attempt.....	TCU 2/14/2015)
Made 35+ free throws.....	35, at Wichita State (12/17/2016)
Shot 100% at the free throw line (min. 10 FTM).....	12/12 -- Iowa State (2/29/2020)
Shot less than 50% at the free throw line.....	.474 -- Iowa State (2/11/2023)
Totaled less than 25 rebounds.....	23, vs. Tulsa (12/10/2023)
Totaled 50 rebounds.....	50 -- Kansas (1/4/2022)
Grabbed 20 offensive rebounds.....	22 -- Texas (2/6/2021)
Had <5 assists.....	4 -- vs. Tulsa (12/10/2023)
Had 20 assists.....	28 -- at TCU (2/18/2023)
Had 10 steals.....	*19 -- vs. Tulsa (12/10/2023)
	First time since 3/19/2023 -- Eastern Wash. (19)
Had 15 steals.....	*19 -- vs. Tulsa (12/10/2023)
	First time since 11/14/2021 -- Prairie View A&M (16)
Had 10 blocks.....	11 -- vs. Oregon State (3/21/2021)
Had two 30-point scorers.....	Never
Had two 20-point scorers.....	2, Creighton (11/30/2023)
Had three 20-point scorers.....	West Virginia (1/4/2021)
Had five double-figure scorers.....	by Texas (3/9/2023)
Had six double-figure scorers.....	by TCU (2/18/2023)
Had seven double-figure scorers.....	Never
Had all 5 starters score in double figures.....	Kansas (2/14/2022)
Had no players score in double figures.....	Texas Tech (March 4/2023)
Had only one player score in double figures.....	Oklahoma (March 8/2023)
Had two double-figure rebounders.....	Kansas (1/4/2022)
Had three double-figure rebounders.....	at Kansas (2/8/2021)
Had two double-doubles.....	Kansas (2/8/2021)*
	*(Kansas totaled three double-doubles on 2/8/2021)
Scored 50 points in first half.....	50, Oklahoma (1/3/2018)
Scored 50 points in second half.....	53, TCU (2/18/2023)
Scored less than 20 points in first half.....	17, UCF (11/18/2022)
Scored less than 20 points in second half.....	16, Iowa State (3/2/2022)
Had three players foul out.....	West Virginia (1/25/2014)

The Last Time...

The last Cowboy with...

a Triple-Double (P/R/A).....	19/14/10, Maurice Baker vs UTSA (1/3/2001)
a Double-Double (PTS/REB).....	10 pts, 10 reb, Quion Williams at SIU (12/5/2023)
a Double-Double (PTS/AST).....	15/11, Isaac Likekele vs TCU (2/6/2020)
a 20/20 Performance (PTS/REB).....	37/20, Mario Boggan vs Texas (1/16/2007)
a 20/10 Performance (PTS/REB).....	29/10, Javon Small vs. Notre Dame (11/17/2023)
	First time since Kalib Boone (22/15) vs Texas (2/6/2021)
a 25/10 Performance (PTS/REB).....	29/10, Javon Small vs. Notre Dame (11/17/2023)
25+ Points.....	25, Javon Small -- at Southern Illinois (12/5/2023)
26+ Points.....	29 in OT, Javon Small vs. Notre Dame (11/17/2023)
30+ Points.....	34, Avery Anderson III -- Iowa State (1/26/2022)
35+ Points.....	40, Cade Cunningham -- at Oklahoma (2/27/2021)
41+ Points.....	42, Jawun Evans -- Oklahoma (1/13/2016)
43+ Points.....	45, Randy Rutherford -- at Kansas (3/5/1995)
46+ Points.....	58*, Bob Kurland -- Saint Louis (2/22/1946)
10+ Field Goals.....	10, Kalib Boone -- Kansas (2/14/2023)
15+ Field Goals.....	18, Jawun Evans -- Oklahoma (1/12/2016)
7+ Three-pointers.....	7, Caleb Asberry -- at Texas Tech (3/4/2023)
15+ Free Throws Made.....	16, Marcus Smart -- Texas (1/7/2014)
20+ Free Throws Made.....	20, Keiton Page -- Texas (2/17/2022)
10+ Rebounds.....	10, Brandon Garrison & Quion Williams -- at SIU (12/5/2023)
11+ Rebounds.....	11, Eric Dailey Jr. -- Creighton (11/30/2023)
12+ Rebounds.....	14, Tyreek Smith vs. Oklahoma (3/8/2023)
13+ Rebounds.....	14, Tyreek Smith vs. Oklahoma (3/8/2023)
15+ Rebounds.....	15, Moussa Cisse vs Southern Illinois (11/11/2022)
16+ Rebounds.....	18, Marshall Moses at La Salle (12/4/2010)
19+ Rebounds.....	20, Mario Boggan -- Texas (1/10/2007)
21+ Rebounds.....	22, Don Youman at Samford (12/16/1978)
23+ Rebounds.....	24, Andy Hopson -- Nebraska (1/26/1974)
25+ Rebounds.....	25, Andy Hopson -- Oklahoma (2/10/1973)
26+ Rebounds.....	*27, Andy Hopson -- Missouri (1/30/1973)
9+ Offensive Rebounds.....	9, Mitchell Solomon -- A&M-Corpus Christi (12/22/2016)
10 Offensive Rebounds.....	** 10, Mario Boggan vs Texas (1/16/2007)
10+ Assists.....	11, Isaac Likekele vs TCU (2/6/2020)
15+ Assists.....	15, Jawun Evans -- Kansas (3/4/2017)
5+ Steals.....	5, Avery Anderson III vs Southern Illinois (11/10/2022)
5+ Blocks.....	6, Brandon Garrison -- Houston Christian (11/24/2023)
a Game-Winner in the final 3 seconds.....	2/8/2023 at GIA
	John-Michael Wright made a put-back and-1 with 0.8 remaining to defeat Texas Tech, 71-68.

The last Cowboy Opponent with...

a Triple-Double (P/R/A).....	19/10/11, Anthony Bowie, Oklahoma (2/27/1985)
a Double-Double (PTS/REB).....	16 pts, 12 reb -- Ryan Kalkbrenner -- Creighton (11/30/2023)
a Double-Double (PTS/AST).....	16/11, Damion Baugh, TCU (2/18/2023)
a 20/20 Performance (PTS/REB).....	20/23, Reginald King, Alabama (12/17/1976)
a 20/10 Performance (PTS/REB).....	25/11, Eral Penn, DePaul (11/20/2022)
30+ Points.....	32, Xavier Johnson -- at Southern Illinois (12/5/2023)
40+ Points.....	48, Trae Young, Oklahoma (1/20/2018)
10+ Rebounds.....	10, Bonke Maring, Houston Christian (11/24/2023)
15+ Rebounds.....	15, David McCormack, Kansas (1/4/2022)
	15, Jalen Willson, Kansas (1/4/2022)
20+ Rebounds.....	21, Derek Culver, West Virginia (3/9/2019)
10+ Offensive Rebounds.....	12, Rico Gathers, Baylor (1/5/2016)
10+ Assists.....	11, Damion Baugh, TCU (2/18/2023)
7+ Three-Pointers.....	Adam Flagler, Baylor (2/21/2022)
5+ Steals.....	5, Tyshawn Archie, vs. Tulsa (12/10/2023)
	First time since: 12/11/2022 vs. Virginia Tech -- Justyn Mutts (6)
5+ Blocks.....	5, Connor Vanover, Arkansas (1/30/2021)
a Game-Winner in the final 3 seconds.....	2/2/2022 in Manhattan, Kan.
	Kansas State's Nijel Pack hit a 22-foot triple with 2.2 remaining to beat OSU, 71-68.

2023-24 Schedule & Results

Game Records

	Overall	Home	Away	Neutral
All Games	4-5	3-2	0-1	1-2
Big 12	-	-	-	-
Non-Conference	4-5	3-2	0-1	1-2

Results

		Location	W/L	Score	Points	Rebounds	Attend.
Nov. 6	Abilene Christian	Stillwater (GIA)	L	59-64	19 -- Thompson	10 -- Williams	5,084
Nov. 12	Sam Houston	Stillwater (GIA)	W	85-70	17 -- Thompson	8 -- Garrison	5,843

Legends Classic

Nov 16	vs St. Bonaventure (SF)	Brooklyn, N.Y. (Barclays Center)	L	64-66	15 -- Dailey	6 -- Garrison/Marsh	5,524
Nov 17	vs Auburn/Notre Dame	Brooklyn, N.Y. (Barclays Center)	L	64-66 ot	29 -- Small	11 -- Williams	4,849

Nov. 20	NEW ORLEANS	Stillwater (GIA)	W	96-68	18 -- Keller	13 -- Marsh	5,907
Nov. 24	HOUSTON CHRISTIAN	Stillwater (GIA)	W	92-65	14 -- Marsh	6 -- Dailey	6,153
Nov. 30	CREIGHTON %	Stillwater (GIA)	L	65-79	24 -- Small	11 -- Dailey	6,309
Dec. 5	at Southern Illinois	Carbondale, Ill. (SIU Arena)	L	68-70	25 -- Small	10 -- Garrison/Williams	5,610
Dec. 10	vs. Tulsa \$	Oklahoma City (Paycom Center)	W	72-57	18 -- Small	7 -- Garrison/Williams	--
Dec. 17	ORAL ROBERTS	Stillwater (GIA)	--	--	--	--	--
Dec. 20	WOFFORD	Stillwater (GIA)	--	--	--	--	--
Dec. 31	SOUTH CAROLINA ST.	Stillwater (GIA)	--	--	--	--	--
Jan. 3	CHICAGO ST.	Stillwater (GIA)	--	--	--	--	--
Jan. 6	BAYLOR*	Stillwater (GIA)	--	--	--	--	--
Jan. 9	at Texas Tech*	Lubbock, Texas (United Supermarkets Arena)	--	--	--	--	--
Jan. 13	at Iowa St.*	Ames, Iowa (Hilton Coliseum)	--	--	--	--	--
Jan. 16	KANSAS*	Stillwater (GIA)	--	--	--	--	--
Jan. 20	at Kansas St.*	Manhattan, Kan. (Bramlage Coliseum)	--	--	--	--	--
Jan. 23	TCU*	Stillwater (GIA)	--	--	--	--	--
Jan. 27	WEST VIRGINIA*	Stillwater (GIA)	--	--	--	--	--
Jan. 30	at Kansas*	Lawrence, Kan. (Allen Fieldhouse)	--	--	--	--	--
Feb. 3	KANSAS ST.*	Stillwater (GIA)	--	--	--	--	--
Feb. 6	at Houston*	Houston, Texas (Fertitta Center)	--	--	--	--	--
Feb. 10	at Oklahoma*	Norman, Okla. (Lloyd Noble Center)	--	--	--	--	--
Feb. 17	BYU*	Stillwater (GIA)	--	--	--	--	--
Feb. 21	at Cincinnati*	Cincinnati, Ohio (Fifth Third Arena)	--	--	--	--	--
Feb. 24	OKLAHOMA*	Stillwater (GIA)	--	--	--	--	--
Feb. 28	UCF*	Stillwater (GIA)	--	--	--	--	--
Mar. 2	at Texas*	Austin, Texas (Moody Center)	--	--	--	--	--
Mar. 5	TEXAS TECH*	Stillwater (GIA)	--	--	--	--	--
Mar. 9	at BYU*	Provo, Utah (Marriott Center)	--	--	--	--	--

Big 12 Championship // Kansas City, Mo. (T-Mobile Center)

Mar 12	First Round (11-14 seeds)
Mar 13	Second Round (First Round winners + 5-9 seeds)
Mar 14	Quarterfinals (Second Round winners + 1-4 seeds)
Mar 15	Semifinals
Mar 16	Final

Scoring Margins

Scoring Margins																											
	1	2	3	4	5	6	7	8	9	10	11	12	13	14	15	16	17	18	19	20-29	30-39	40+	5 or <	<10	10+	20+	
Wins	1	.	.	1	2	4	2	
Losses	.	3	.	.	1	1	4	3	1	.	

2022-23 P-R-A / Participation

Points-Rebounds-Assists

			1	2	4	5	12	13	14	15	21	23	24	32	35	51
			THOMPSON	DAILEY	HICKLEN	WILLIAMS	SMALL	DOW	KELLER	SAGER	MCBRIDE	GARRISON	MIRANDA	MARSH	CHURCH	WRIGHT
Date	Opponent	Result														
Nov. 6	ABILENE CHRISTIAN	L 59-64	19-3-1	6-5-4	3-0-1	4-10-0	---	9-3-1	---	---	2-2-0	1-0-0	---	13-9-2	---	2-0-4
Nov. 12	SAM HOUSTON	W 85-70	17-2-3	9-6-2	6-1-3	6-4-4	16-5-5	0-0-0	---	---	8-1-0	6-8-0	---	3-4-1	---	14-2-1
Nov. 16	vs. St. Bonaventure	L 64-66	7-0-2	15-4-2	3-2-0	9-2-1	3-5-7	0-0-0	---	---	4-1-0	0-6-1	---	9-6-2	---	14-2-1
Nov. 17	vs. Notre Dame	Lot 64-66	---	3-3-1	0-0-0	8-11-3	29-10-2	0-1-0	---	---	4-3-0	9-5-2	---	---	---	11-2-2
Nov. 20	NEW ORLEANS	W 96-68	---	14-9-4	3-3-1	4-3-3	16-3-6	7-3-0	18-2-1	0-0-0	6-2-0	4-1-2	---	13-11-3	---	11-1-1
Nov. 24	HOUSTON CHRISTIAN	W 92-65	---	12-6-2	12-2-1	7-5-6	6-5-8	8-4-1	10-3-2	0-0-0	3-5-0	10-5-2	---	14-5-1	0-0-0	10-4-1
Nov. 30	CREIGHTON %	L 65-79	7-0-0	13-11-2	3-2-0	4-4-1	24-5-4	---	2-1-1	---	0-0-0	6-5-0	---	6-0-0	---	0-0-1
Dec. 5	at Southern Illinois	L 68-70	6-1-0	5-4-2	12-1-0	10-10-1	25-2-4	0-1-0	4-4-2	---	---	4-10-0	---	2-4-3	---	0-0-0
Dec. 10	vs. Tulsa \$															
Dec. 17	ORAL ROBERTS															
Dec. 20	WOFFORD															
Dec. 31	SOUTH CAROLINA ST.															
Jan. 3	CHICAGO ST.															
Jan. 6	BAYLOR*															
Jan. 9	at Texas Tech*															
Jan. 13	at Iowa St.*															
Jan. 16	KANSAS*															
Jan. 20	at Kansas St.*															
Jan. 23	TCU*															
Jan. 27	WEST VIRGINIA*															
Jan. 30	at Kansas*															
Feb. 3	KANSAS ST.*															
Feb. 6	at Houston*															
Feb. 10	at Oklahoma*															
Feb. 17	BYU*															
Feb. 21	at Cincinnati*															
Feb. 24	OKLAHOMA*															
Feb. 28	UCF*															
Mar. 2	at Texas*															
Mar. 5	TEXAS TECH*															
Mar. 9	at BYU*															

#-#-# =Starter

2023-24 Starting Lineups / Records

Small, Wright, Williams, Dailey, Marsh

Record: 1-0 Last Used: Nov. 12 -- Sam Houston

Small, Wright, Williams, Dailey, Garrison

Record: 2-1 Last Used: Nov. 24 -- Houston Christian

Small, Thompson, Williams, Dailey, Marsh

Record: 0-1 Last Used: Nov. 16 vs. St. Bonaventure

Wright, Hicklen, Thompson, Williams, Marsh

Record: 0-1 Last Used: Nov. 6 -- Abilene Christian

*** Small, Thompson, Williams, Dailey, Garrison

Record: 0-2 Last Used: Dec. 5 at Southern Ill.

2023-24 Participation

		GP	W-L	GS	W-L
1	Bryce Thompson (Sr.)	5	1-4	4	0-4
51	John-Michael Wright (Gr.)	8	3-5	5	3-2
13	Quion Williams (So.)	8	3-5	8	3-5
15	Carson Sager (Sr.)	2	2-0	-	-
35	Weston Church (Sr.)	1	1-0	-	-
12	Naz Brown (So.)	-	-	-	-
2	Eric Dailey Jr. (Fr.)	8	3-5	7	3-4
23	Brandon Garrison (Fr.)	8	3-5	5	2-3
4	Jarius Hicklen (Gr.)	8	3-5	1	0-1
12	Javon Small (Jr.)	7	3-4	7	3-4
32	Mike Marsh (R-Sr.)	6	2-4	3	1-2
13	Connor Dow (Fr.)	7	3-4	-	-
21	Justin McBride (Fr.)	7	3-4	-	-
14	Jamyron Keller (Fr.)	4	2-2	-	-
24	Brooks Manzer (Jr.)	-	-	-	-
24	Isaiah Miranda (R-Fr.)	-	-	-	-

Career Participation (OSU Only)

	GP	Streak	W-L	GS	Streak	W-L
70	2	35-35	65	2	33-32	
44	44	23-21	41	-	23-18	
42	13	22-20	7	7	3-4	
13	-	13-0	-	-	-	
12	-	12-0	-	-	-	
10	-	8-2	-	-	-	
8	8	3-5	7	7	3-4	
8	8	3-5	5	5	2-3	
8	8	3-5	1	-	0-1	
7	7	3-4	7	7	3-4	
7	4	3-4	3	-	1-2	
7	1	3-4	-	-	-	
7	-	3-4	-	-	-	
4	4	2-2	-	-	-	
3	-	3-0	-	-	-	
-	-	-	-	-	-	

Big Games / Specialty Stats

Big Games

	Scoring Leader		Rebound Leader		Assist Leader		Dunks	10+ Points		20+ Points		30+ Points		10+ Rebounds		10+ Assists		Double-Doubles	
	23-24	Career	23-24	Career	23-24	Career	23-24	23-24	Career	23-24	Career	23-24	Career	23-24	Career	23-24	Career	23-24	Career
0 Naz Brown																			
1 Bryce Thompson	2	13		1		15	2	2	39		6								
2 Eric Dailey Jr.	1	1	2	2	1	1	4	4	4					1	1			1	1
4 Jarius Hicklen								2	2										
5 Quion Williams			3	5	1	4	3	1	5					3	4			1	2
12 Javon Small	3	3			6	6		5	5	3	3			1	1			1	1
13 Connor Dow																			
14 Jamyron Keller	1	1					2	2	2										
15 Carson Sager																			
21 Justin McBride							1												
22 Brooks Manzer																			
23 Brandon Garrison			3	3			3	1	1					1	1				
24 Isaiah Miranda																			
32 Mike Marsh	1	1	2	2			2	3	3					1	1			1	1
35 Weston Church																			
51 John-Michael Wright		3			1	7	1	5	22										

Miscellaneous

Opponent	Opening Tipoff		Opening Run		1st OSU...		1st Opponent...		First OSU Sub		OSU Dunks		Halftime		Final	
	Player	Result	By	Score	Pts	FG	Pts	FG	Time	Player(s)	#	Player(s)	Score	+/-	Score	+/-
Abilene Christian	Marsh	L	OSU	2-0	18:57	"	18:41	"	16:10	Dailey, Garrison	0	---	25-36	-11	L, 59-65	-5
Sam Houston	Marsh	L	Opp.	0-2	18:03	"	18:57	17:13	14:28	Garrison, Hicklen, McBride, Thompson	1	Thompson	38-30	+8	W, 85-70	+15
vs. St. Bonaventure	Marsh	L	Opp.	0-2	18:18	"	18:35	"	16:45	Garrison, Wright	2	Dailey, Thompson	29-30	-1	L, 64-66	-2
vs. Notre Dame	Garrison	W/W	OSU	4-0	19:40	"	18:28	"	16:43	Hicklen	1	Garrison	25-33	-8	Lot, 64-66	-2
New Orleans	Garrison	W	OSU	4-0	19:41	19:38	19:20	18:23	18:28	Hicklen	6	Dailey, Garrison, Keller, Marsh, McBride, Wright	43-37	+6	W, 96-68	+28
Houston Christian	Garrison	W	OSU	4-0	19:23	"	18:20	"	17:04	Marsh	5	Dailey (2), Garrison, Keller, Marsh	52-37	+15	W, 92-65	+27
Creighton	Garrison	L	OSU	3-0	18:58	"	18:30	"	17:55	Marsh	1	Williams	29-47	-18	L, 65-79	-14
at Southern Illinois	Garrison	L	OSU	2-0	19:40	"	19:08	"	16:26	Marsh	2	Williams (2)	34-34	E	L, 68-70	-2
vs. Tulsa \$	Garrison	W	OSU	5-0	18:56	"	17:45	"	14:33	Marsh	2	Garrison, Miranda	35-26	+9	W, 72-57	+12
Oral Roberts																
Wofford																
South Carolina St.																
Chicago St.																
Baylor*																
at Texas Tech*																
at Iowa St.*																
Kansas*																
at Kansas St.*																
TCU*																
West Virginia*																
at Kansas*																
Kansas St.*																
at Houston*																
at Oklahoma*																
BYU*																
at Cincinnati*																
Oklahoma*																
UCF*																
at Texas*																
Texas Tech*																
at BYU*																

Team / Opponent Game-by-Game

Game-by-Game Comparison (OSU listed first in bold, then opponent)

			FG	%	3PT	%	FT	%	OR	DR	TR	RPG	PF	A	TO	BLK	STL	TP	PPG
Nov. 6	Abilene Christian	L, 59-64	23-56	.411	5-23	.217	8-20	.400	9	26	35	35.0	16	13	13	2	9	59	59.0
			26-57	.456	5-18	.278	7-11	.636	8	27	35	35.0	18	13	15	1	4	64	64.0
Nov. 12	Sam Houston	W, 85-70	30-64	.469	17-33	.515	8-12	.667	10	27	37	36.0	16	19	9	5	6	85	72.0
			23-61	.377	10-26	.385	14-18	.778	12	26	38	36.5	13	11	10	2	5	70	67.0
Nov. 16	vs. St. Bonaventure	L, 64-66	23-52	.442	7-23	.304	11-18	.611	11	20	31	34.3	19	16	14	1	4	64	69.3
			21-51	.412	6-19	.316	18-21	.857	11	21	32	35.0	16	9	12	1	8	66	66.7
Nov. 17	vs. Notre Dame	L, 64-66 ot	21-58	.362	5-25	.200	17-23	.739	11	27	38	35.3	18	10	12	4	6	64	68.0
			24-57	.421	8-25	.320	10-16	.625	9	28	37	35.5	17	13	16	3	5	66	66.5
Nov. 20	New Orleans	W, 96-68	36-62	.581	10-29	.345	14-24	.583	13	28	41	36.4	20	21	12	1	7	96	73.6
			23-55	.418	4-17	.235	18-24	.750	6	19	25	33.4	23	6	12	3	9	68	66.8
Nov. 24	Houston Christian	W, 92-65	34-70	.486	12-33	.364	12-18	.667	11	36	47	38.2	17	24	9	8	7	92	76.7
			24-64	.375	3-10	.300	14-23	.609	10	28	38	34.2	11	7	14	5	8	65	66.5
Nov. 30	Creighton	L, 65-79	25-62	.403	7-16	.438	8-11	.727	8	22	30	37.0	15	9	9	2	4	65	75.0
			29-55	.527	10-19	.526	11-15	.733	6	32	38	34.7	13	13	10	2	5	79	68.3
Dec. 5	at Southern Ill.	L, 68-70	26-66	.394	7-23	.304	9-11	.818	20	23	43	37.8	18	12	12	5	4	68	74.1
			23-49	.469	7-15	.467	17-22	.773	6	18	24	33.4	19	14	9	2	6	70	68.5
Dec. 10	vs. Tulsa	W, 72-57	23-47	.489	8-20	.400	18-26	.692	10	31	41	38.1	18	15	28	1	9	72	73.9
			20-54	.370	3-20	.150	14-20	.700	6	17	23	32.2	18	4	20	3	19	57	67.2
Dec. 17	Oral Roberts																		
Dec. 20	Wofford																		
Dec. 31	South Carolina St.																		
Jan. 3	Chicago St.																		
Jan. 6	Baylor*																		
Jan. 9	at Texas Tech*																		
Jan. 13	at Iowa St.*																		
Jan. 16	Kansas*																		
Jan. 20	at Kansas St.*																		
Jan. 23	TCU*																		
Jan. 27	West Virginia*																		
Jan. 30	at Kansas*																		
Feb. 3	Kansas St.*																		
Feb. 6	at Houston*																		
Feb. 10	at Oklahoma*																		
Feb. 17	BYU*																		
Feb. 21	at Cincinnati*																		
Feb. 24	Oklahoma*																		
Feb. 28	UCF*																		
Mar. 2	at Texas*																		
Mar. 5	Texas Tech*																		
Mar. 9	BYU*																		

Team/Opponent Game-by-Game Advanced Stats

GBG Advanced (OSU listed first in Bold)			Rebounding				Assists/Turnovers				Defense		Points Scored From...					Leads/Deficits			
		Poss.	Pts/Pos	OR%	DR%	+/-TR	+/-TO	A:TO	A%	TO%	Stl%	Blk%	TO	Paint	2nd Ch	FB	Bnch	Ties	LC	Led for	Largest
Nov. 7	Abilene Christian L, 59-64	69	0.86 0.93	25.0 23.5	76.5 75.0	E	+2	1.00 0.87	56.5 50.0	18.8 21.7	13.0 5.8	5.1 3.0	16 15	28 32	8 6	8 3	18 15	2	1	0:38 35:50	2 18
Nov. 12	Sam Houston W, 85-80	68	1.25 1.03	27.8 30.8	69.2 72.2	-1	+1	2.11 1.10	63.3 47.8	13.2 14.7	8.8 7.4	14.3 6.5	14 7	22 20	9 12	13 5	37 29	4	5	27:09 9:35	19 7
Nov. 16	vs. St. Bonaventure L, 64-66	63	1.02 1.05	34.4 35.5	64.5 65.6	-1		1.14 0.75	69.6 42.9	22.2 19.0	6.3 12.7	3.1 3.4	5 12	32 22	8 9	11 6	21 5	5	10	20:21 14:23	10 6
Nov. 17	vs. Notre Dame L, 64-66 ot	71	0.90 0.93	28.2 25.0	75.0 71.8	+1	+4	0.83 0.82	47.6 54.2	16.9 22.5	8.5 7.0	12.5 9.1	12 6	26 28	13 8	1 2	4 14	5	5	13:27 28:42	6 12
Nov. 20	New Orleans W, 96-68	72	1.33 0.94	40.6 17.6	82.4 59.4	+16	E	1.75 0.50	58.3 26.1	16.7 16.7	9.7 12.5	2.6 9.1	15 14	50 34	21 8	15 10	47 13	0	0	39:41 -	28 -
Nov. 24	Houston Christian W, 92-65	78	1.18 0.83	28.2 21.7	78.3 71.8	+9	+5	2.67 0.50	70.6 29.2	11.5 17.9	9.0 10.3	14.8 13.5	17 6	38 34	17 9	20 9	47 26	6	8	35:17 2:32	32 3
Nov. 30	Creighton L, 65-79	67	0.97 1.18	20.0 21.4	78.6 80.0	-8	+1	1.00 1.30	36.0 44.8	13.4 14.9	6.0 7.5	5.6 4.3	13 10	32 28	12 9	10 2	11 5	2	1	4:47 32:12	6 18
Dec. 5	at Southern Ill.	63	1.08 1.11	52.6 20.7	79.3 47.4	+19		1.00 1.56	46.2 60.9	19.0 14.3	6.3 9.5	14.7 4.7	16 12	36 24	15 7	6 13	18 7	10	9	14:10 19:22	7 10
Dec. 10	vs. Tulsa	77	0.94 0.74	37.0 16.2	83.8 63.0	+18		0.54 0.20	65.2 20.0	36.4 26.0	11.7 24.7	2.9 11.1	17 19	30 34	10 2	10 18	24 19	0	0	38:56 -	19
Dec. 17	Oral Roberts																				
Dec. 20	Wofford																				
Dec. 31	South Carolina St.																				
Jan. 3	Chicago St.																				
Jan. 6	Baylor*																				
Jan. 9	at Texas Tech*																				
Jan. 13	at Iowa St.*																				
Jan. 16	Kansas*																				
Jan. 20	at Kansas St.*																				
Jan. 23	TCU*																				
Jan. 27	West Virginia*																				
Jan. 30	at Kansas*																				
Feb. 3	Kansas St.*																				
Feb. 6	at Houston*																				
Feb. 10	at Oklahoma*																				
Feb. 17	BYU*																				
Feb. 21	at Cincinnati*																				
Feb. 24	Oklahoma*																				
Feb. 28	UCF*																				
Mar. 2	at Texas*																				
Mar. 5	Texas Tech*																				
Mar. 9	BYU*																				

	Poss.	Pts/Pos	OR%	DR%	+/-TR	+/-TO	A:TO	A%	TO%	Stl%	Blk%	TO	Paint	2nd Ch	FB	Bnch
AVERAGES OSU	69.8	1.059	32.3	76.4	+5.9	+0.0	1.18	57.7	18.8	8.9	8.7	13.9	32.7	12.6	10.4	25.2
Opponents	0.963		23.6	67.7			0.76	42.3	18.8	11.0	7.1	11.2	28.4	7.8	7.6	14.8

Team & Individual Superlatives

Team Highs / Lows

* = School Record

		Oklahoma State		Opponent	
Total Points	High	96	NEW ORLEANS (11/20/23)	79	CREIGHTON (11/30/23)
	Low	59	ABILENE CHRISTIAN (11/6/23)	57	vs. Tulsa (12/10/23)
FG Made	High	36	NEW ORLEANS (11/20/23)	26	ABILENE CHRISTIAN (11/6/23)
	Low	21	vs. Notre Dame (11/17/23) in OT	20	vs. Tulsa (12/10/23)
FG Attempts	High	70	HOUSTON CHRISTIAN (11/24/23)	64	HOUSTON CHRISTIAN (11/24/23)
	Low	47	vs. Tulsa (12/10/23)	49	at Southern Ill. (12/5/23)
FG Percentage	High	.581 (36-62)	NEW ORLEANS (11/20/23)	.527 (29-55)	CREIGHTON (11/30/23)
	Low	.362 (21-58)	vs. Notre Dame (11/17/23) in OT	.370 (20-54)	vs. Tulsa (12/10/23)
3-Pt FG Made	High	17	SAM HOUSTON (11/12/23)	10	2x, Last: CREIGHTON (11/30/23)
	Low	5	2x, Last: vs. Notre Dame (11/17/23) in OT	3	2x, Last: vs. Tulsa (12/10/23)
3-Pt FG Attempts	High	33	2x, Last: HOUSTON CHRISTIAN (11/24/23)	26	SAM HOUSTON (11/12/23)
	Low	16	CREIGHTON (11/30/23)	10	HOUSTON CHRISTIAN (11/24/23)
3-Pt FG Pct.	High	.515 (17-33)	SAM HOUSTON (11/12/23)	.526 (10-29)	CREIGHTON (11/30/23)
	Low	.200 (5-25)	2x, Last: vs. Notre Dame (11/17/23) in OT	.150 (3-20)	vs. Tulsa (12/10/23)
FT Made	High	18	vs. Tulsa (12/10/23)	18	2x, Last: NEW ORLEANS (11/20/23)
	Low	8	3x, Last: CREIGHTON (11/30/23)	7	ABILENE CHRISTIAN (11/6/23)
FT Attempts	High	26	vs. Tulsa (12/10/23)	23	HOUSTON CHRISTIAN (11/24/23)
	Low	11	2x, Last: at Southern Ill. (12/5/23)	11	ABILENE CHRISTIAN (11/6/23)
FT Percentage	High	.818 (9-11)	at Southern Ill. (12/5/23)	.857 (18-21)	vs. St. Bonaventure (11/16/23)
	Low	.400 (8-20)	ABILENE CHRISTIAN (11/6/23)	.609 (14-23)	HOUSTON CHRISTIAN (11/24/23)
Offensive Reb.	High	20	at Southern Ill. (12/5/23)	12	SAM HOUSTON (11/12/23)
	Low	8	CREIGHTON (11/30/23)	6	4x, Last: vs. Tulsa (12/10/23)
Total Rebounds	High	47	HOUSTON CHRISTIAN (11/24/23)	38	3x, Last: CREIGHTON (11/30/23)
	Low	30	CREIGHTON (11/30/23)	23	vs. Tulsa (12/10/23)
Rebound Margin	High	+19 (43-24)	at Southern Ill. (12/5/23)	+8 (38-30)	CREIGHTON (11/30/23)
	Low	-8 (30-38)	CREIGHTON (11/30/23)	-19 (24-43)	at Southern Ill. (12/5/23)
Assists	High	24	HOUSTON CHRISTIAN (11/24/23)	14	at Southern Ill. (12/5/23)
	Low	9	CREIGHTON (11/30/23)	4	vs. Tulsa (12/10/23)
Blocks	High	8	HOUSTON CHRISTIAN (11/24/23)	5	HOUSTON CHRISTIAN (11/24/23)
	Low	1	3x, Last: vs. Tulsa (12/10/23)	1	2x, Last: vs. St. Bonaventure (11/16/23)
Steals	High	9	2x, Last: vs. Tulsa (12/10/23)	*19	vs. Tulsa (12/10/23)
	Low	4	3x, Last: at Southern Ill. (12/5/23)	4	ABILENE CHRISTIAN (11/6/23)
Turnovers Forced	High	20	vs. Tulsa (12/10/23)	28	vs. Tulsa (12/10/23)
	Low	9	at Southern Ill. (12/5/23)	9	3x, Last: CREIGHTON (11/30/23)
Personal Fouls	High	20	NEW ORLEANS (11/20/23)	23	NEW ORLEANS (11/20/23)
	Low	15	CREIGHTON (11/30/23)	11	HOUSTON CHRISTIAN (11/24/23)

Individual Superlatives

	Oklahoma State		Opponent	
Points	29	Javon Small -- vs. Notre Dame (11/17/23) in OT	32	Xavier Johnson -- at Southern Illinois (12/5/23)
	25	Javon Small -- at Southern Illinois (12/5/23)	23	Jordan Johnson -- NEW ORLEANS (11/20/23)
	24	Javon Small -- CREIGHTON (11/30/23)	21	Baylor Scheierman -- CREIGHTON (11/30/23)
FG Made	8	3x, Last: Javon Small -- CREIGHTON (11/30/23)	9	Xavier Johnson -- at Southern Illinois (12/5/23)
FG Attempts	18	Javon Small -- vs. Notre Dame (11/17/23) in OT	22	Xavier Johnson -- at Southern Illinois (12/5/23)
FG Pct. (min. 5 FGM)	.833 (5-6)	Quion Williams -- vs. Tulsa (12/10/23)	.750 (6-8)	Tyson Jackson -- NEW ORLEANS (11/20/23)
3-Pt FG Made	4	5x, Last: Jarius Hicklen -- at Southern Ill. (12/5/23)	4	2x, Last: Trent Brown -- Southern Ill. (12/5/23)
3-Pt FG Attempts	10	Jarius Hicklen -- HOUSTON CHRISTIAN (11/24/23)	9	Jordan Johnson -- NEW ORLEANS (11/20/23)
3-Pt Pct. (min. 3 FGM)	.800 (4-5)	Bryce Thompson -- SAM HOUSTON (11/12/23)	.800 (4-5)	2x, Last: Trent Brown -- Southern Ill. (12/5/23)
FT Made	10	Javon Small -- vs. Tulsa (12/10/23)	13	Xavier Johnson -- at Southern Illinois (12/5/23)
FT Attempts	13	Javon Small -- vs. Tulsa (12/10/23)	15	Xavier Johnson -- at Southern Illinois (12/5/23)
FT Pct. (min. 5 FTM)	1.000 (9-9)	Javon Small -- vs. Notre Dame (11/17/23) in OT	1.000 (5-5)	2x, Last: Daryl Banks III -- vs. St. Bonav. (11/16/23)
Rebounds	13	Mike Marsh -- NEW ORLEANS (11/20/23)	12	Ryan Kalkbrenner -- CREIGHTON (11/30/23)
Assists	8	Javon Small -- HOUSTON CHRISTIAN (11/24/23)	5	2x, Last: Xavier Johnson -- at Southern Illinois (12/5/23)
Blocked Shots	6	Brandon Garrison -- HOUSTON CHRISTIAN (11/24/23)	2	5x, Last: Ryan Kalkbrenner -- CREIGHTON (11/30/23)
Steals	3	2x, Last: Quion Williams -- vs. Tulsa (12/10/23)	5	Tayshawn Archie -- vs. Tulsa (12/10/23)
Minutes	41:05	Quion Williams -- vs. Notre Dame (11/17/23) in OT	40:00	Daryl Banks III -- vs. St. Bonaventure (11/16/23)

Box Scores / Recaps

EXHIBITION	Oklahoma Baptist	53
	Oklahoma State	95
Nov. 1, 2023 TV: ESPN+ Stillwater, Okla. (Gallagher-Iba Arena)		

	1st	2nd	Score
Oklahoma Baptist	21	32	- 53
Oklahoma State	49	46	- 95

- Four OSU true freshmen combined for 55 points on 24-of-32 shooting in an exhibition romp.
- Justin McBride** supplied a game-high 19 points and **Eric Dailey Jr.** made all seven shots on his way to 14. **Brandon Garrison** added a double-double with 11 points, 11 rebounds and five blocks, while **Connor Dow** (11 points) nailed 3-of-4 threes.
- OSU won its 56th straight exhibition at GIA.
- Helped by eight dunks, OSU shot 56.3% from the field while holding the visitors to 27.3%.
- The Cowboys outscored the Bison 60-28 in the paint, 19-2 on fast breaks and 25-4 off turnovers.
- After allowing the game's first basket, OSU used runs of 11-0 and 18-0 to sieze control. The Cowboys scored points on nearly 70% of their first half possessions to take a 49-21 edge into the break and led by as many as 46 down the stretch.

OKLAHOMA BAPTIST

##	Name	Pts	FG	3pt	FT	TR	PF	A	TO	B	S	MP
00	Trevin Wade *	12	5-14	0-0	2-2	1	0	2	4	0	2	26
01	Nathan Wilson *	4	2-3	0-0	0-0	3	1	0	1	1	1	15
02	Ethan Scot *	5	2-8	1-7	0-0	0	1	0	1	0	1	22
05	Ricky Brown *	6	1-4	1-4	3-3	3	0	1	2	0	0	24
20	Daniel Ransom *	6	3-8	0-3	0-0	4	4	1	2	0	0	19
03	Terry Coner Jr.	4	1-8	1-4	1-2	2	0	0	0	0	0	12
04	TJ Strong	3	0-2	0-0	3-4	6	0	0	0	0	0	7
10	Ty Lippoldt	2	0-1	0-0	2-2	1	0	0	0	0	1	8
12	Matthew Veen	1	0-0	0-0	1-2	1	0	0	0	0	0	6
14	Efe Sekeroglu	2	1-4	0-0	0-0	2	1	0	2	1	0	16
15	Legend Barrett	4	2-7	0-0	0-0	5	3	0	0	0	0	11
21	Byke Burrow	0	0-1	0-0	0-0	0	0	0	0	0	0	2
22	Joshua Udumoh	4	1-6	0-1	2-2	4	1	1	0	0	0	21
23	Jose Waring	0	0-0	0-0	0-0	3	1	0	0	0	0	10
TEAM						4	0		1			
TOTALS		53	18-66	3-19	14-17	19	12	5	13	2	5	200

	FG	%	3Pt	%	FT	%
1st Half	9-27	33%	1-9	11%	2-2	100%
2nd Half	9-39	23%	2-10	20%	12-15	80%
Game	18-66	27.3%	3-19	15.8%	14-17	82.4%

OKLAHOMA STATE

##	Name	Pts	FG	3pt	FT	TR	PF	A	TO	B	S	MP
01	Bryce Thompson *	10	5-13	0-3	0-1	2	3	1	2	1	1	22
04	Jarius Hicklen *	3	1-7	1-7	0-0	3	1	3	0	0	0	25
05	Quion Williams *	8	3-5	0-0	2-3	5	2	3	0	0	2	20
32	Mike Marsh *	10	4-4	0-0	2-2	8	1	2	0	0	0	15
51	John-Michael Wright *	6	2-7	2-6	0-0	2	0	1	0	0	0	19
00	Naz Brown	3	1-1	1-1	0-0	0	1	1	0	0	0	10
02	Eric Dailey Jr.	14	7-7	0-0	0-2	7	2	1	1	0	1	22
13	Connor Dow	11	4-5	3-4	0-0	4	0	2	2	0	1	20
15	Carson Sager	0	0-1	0-0	0-0	0	0	0	0	0	0	1
21	Justin McBride	19	9-13	1-4	0-0	5	1	2	1	1	1	23
23	Brandon Garrison	11	4-7	0-0	3-5	11	2	3	5	1	0	20
24	Isaiah Miranda	0	0-1	0-0	0-0	0	0	0	0	0	0	1
35	Weston Church	0	0-0	0-0	0-0	0	0	0	0	0	0	1
TEAM						0	0		0			
TOTALS		95	40-71	8-25	7-13	15	13	19	8	7	7	200

	FG	%	3Pt	%	FT	%
1st Half	20-37	54%	4-14	29%	5-7	71%
2nd Half	20-34	59%	4-11	36%	2-6	33%
Game	40-71	56.3%	8-25	32.0%	7-13	53.8%

Officials: Marques Pettigrew, Owen Shortt, Randal Anders
 Attendance: 4,751 | OSU led for 1:02. OSU led for 38:04. Tied for 0:54
 Times tied: 0 Lead Changes: 0 | Largest Lead: OSU by 46, OSU by 2
 Technical Fouls: BENCH, @ 2nd - 01:11

Points	Paint	Off TO	2nd Ch	F Brk	Bench	Pts/Pos
Okla. Bapt.	28	4	13	2	20	0.791
OSU	60	25	22	19	58	1.377

GAME 1	Abilene Christian	64
	Oklahoma State	59
Nov. 6, 2023 TV: ESPN+ Stillwater, Okla. (Gallagher-Iba Arena)		

	1st	2nd	Score
Abilene Christian	36	28	- 64
Oklahoma State	25	34	- 59

- OSU missed 12 free throws in a five-point season-opening loss to Abilene Christian.
- The Cowboys finished just 8-of-20 at the stripe and connected on only 5-of-23 from three.
- Bryce Thompson** scored 19 points and **Mike Marsh** – one of six players making their Cowboy debuts – added 13 points and nine rebounds.
- OSU trailed by as many as 18 points with 13:25 to play but rallied to within a possession. Freshman **Connor Dow** connected on three triples in a span of just over 3:00 to get the rally started. Thompson converted three contested jumpers and Marsh made a layup with 2:23 to go cut the margin to 58-55.
- OSU forced five ACU turnovers in the final 60 seconds but couldn't capitalize. Dow missed a deep three that would have tied it with 5 seconds left.

ABILENE CHRISTIAN (1-0)

##	Name	Pts	FG	3pt	FT	TR	PF	A	TO	B	S	MP
04	Kavion McClain *	4	1-3	0-2	2-2	1	0	2	3	0	0	32
05	Cameron Steele *	5	2-6	1-4	0-0	1	0	2	0	1	0	25
21	Hunter Jack Madden *	14	4-8	1-3	5-5	1	1	1	2	0	2	26
23	Airion Simmon *	11	5-13	1-5	0-2	11	3	4	1	0	1	25
24	Alli Abdou Dibba *	15	7-14	1-2	0-2	5	2	3	3	0	0	25
00	JV Seat	5	2-2	1-1	0-0	3	3	1	1	0	0	12
03	Leonardo Bettli	2	1-3	0-0	0-0	1	3	0	3	0	0	11
10	Nasir Degruy	4	2-2	0-0	0-0	1	1	0	0	0	0	8
13	Muodubem Muoneke	0	0-0	0-0	0-0	1	0	0	0	0	0	5
22	Aidan Igiehon	4	2-4	0-0	0-0	5	4	0	0	0	1	15
25	Immanuel Allen	0	0-2	0-1	0-0	2	1	0	2	0	0	16
TEAM						3	0		0			
TOTALS		64	26-57	5-18	7-11	35	18	13	15	1	4	200

	FG	%	3Pt	%	FT	%
1st Half	15-31	48%	3-6	50%	3-4	75%
2nd Half	11-26	42%	2-12	17%	4-7	57%
Game	26-57	45.6%	5-18	27.8%	7-11	63.6%

OKLAHOMA STATE (0-1)

##	Name	Pts	FG	3pt	FT	TR	PF	A	TO	B	S	MP
01	Bryce Thompson *	19	8-15	1-3	2-7	3	3	1	3	0	1	27
04	Jarius Hicklen *	3	1-5	1-4	0-0	0	4	1	1	1	0	24
02	Eric Dailey Jr. *	4	2-3	0-0	0-0	10	1	0	1	0	1	38
32	Mike Marsh *	13	6-10	0-0	1-2	9	1	2	1	1	0	22
51	John-Michael Wright *	2	1-9	0-6	0-0	0	0	4	2	0	2	22
02	Eric Dailey Jr. *	6	1-4	0-2	4-8	5	1	4	3	0	2	25
13	Connor Dow *	9	3-7	3-7	0-0	3	3	1	1	0	2	21
21	Justin McBride *	2	1-3	0-1	0-1	2	1	0	0	0	0	15
23	Brandon Garrison *	1	0-0	0-0	1-2	0	2	0	0	0	1	8
TEAM						3	0		1			
TOTALS		59	23-56	5-23	8-20	35	16	13	13	2	9	200

	FG	%	3Pt	%	FT	%
1st Half	10-26	38%	1-9	11%	4-9	44%
2nd Half	13-30	43%	4-14	29%	4-11	36%
Game	23-56	41.1%	5-23	21.7%	8-20	40.0%

Officials: Bret Smith, Christopher Merlo, John Jenkins Jr.
 Attendance: 5,084 | ACU led for 36:40. OSU led for 0:38. Tied for 2:32
 Times tied: 0 Lead Changes: 0 | Largest Lead: ACU by 18, OSU by 2
 Technical Fouls: None

Points	Paint	Off TO	2nd Ch	F Brk	Bench	Pts/Pos
Abilene	32	15	6	3	15	0.941
OSU	28	6	8	8	18	0.868

GAME 2	Sam Houston	70
	Oklahoma State	85
Nov. 12, 2023 TV: ESPN+ Stillwater, Okla. (Gallagher-Iba Arena)		

	1st	2nd	Score
Sam Houston	30	40	- 70
Oklahoma State	38	47	- 85

- OSU matched a school record with 17 three-pointers in a rout of Sam Houston.
- After making just 5-of-23 from deep in a season-opening loss to Abilene Christian, the Cowboys connected on 17-of-33 (.515) to equal the program mark, set Feb. 27, 2019 at Texas Tech.
- Bryce Thompson** nailed 4-of-5 attempts on his way to a game-high 17 points.
- Javon Small** – who was unavailable for the opener due to injury – bagged 4-of-7 in his OSU debut. The ECU transfer also handed out five assists with just one turnover.
- John-Michael Wright** (14 points) made 3-of-7 on his way to 14 points, including the record-tying triple with 90 seconds to play.
- OSU closed the game by making nine of its last 11 attempts to stretch an eight-point halftime lead to as many as 19.
- The Cowboys recorded 19 assists with just nine turnovers and limited to the Bearcats to 37.7% shooting.

SAM HOUSTON (1-2)

##	Name	Pts	FG	3pt	FT	TR	PF	A	TO	B	S	MP
02	Davon Barnes *	16	3-11	3-7	7-8	3	3	1	1	0	0	32
31	Souleymane Doumbia *	9	3-9	1-1	2-2	7	0	1	1	0	0	21
03	Lamar Wilkerson *	7	2-8	1-3	2-2	1	3	2	2	0	3	27
13	Jaden Ray *	5	1-6	1-2	2-2	5	1	3	3	0	1	23
10	Damon Nicholas Jr. *	4	2-5	0-1	0-0	6	2	2	0	1	0	23
05	Marcus Boykin	11	5-8	1-3	0-0	2	2	1	2	0	0	17
40	Kian Scroggins	9	4-4	1-1	0-2	7	1	0	0	0	0	18
00	Owen McClashan	5	2-5	1-3	0-0	1	0	0	0	0	0	16
04	Anthony Wrzeszcz	3	1-4	1-4	0-0	0	0	0	1	1	1	17
21	Lewis Rowe	1	0-0	0-0	1-2	2	0	0	0	0	0	2
01	CJ Beaumont	0	0-1	0-1	0-0	0	0	0	0	0	0	2
11	Bryce Cook	0	0-0	0-0	0-0	0	1	0	0	0	0	1
24	Derrick Brown	0	0-0	0-0	0-0	0	0	0	0	0	0	1
TEAM						2	0		0			
TOTALS		70	23-61	10-26	14-18	38	13	11	10	2	5	200

	FG	%	3Pt	%	FT	%
1st Half	9-29	31%	5-12	42%	7-8	88%
2nd Half	14-32	44%	5-14	36%	7-10	70%
Game	23-61	37.7%	10-26	38.5%	14-18	77.8%

OKLAHOMA STATE (1-1)

##	Name	Pts	FG	3pt	FT	TR	PF	A	TO	B	S	MP
12	Javon Small*	16	6-10	4-7	0-1	5	3	5	1	0	0	29
51	John-Michael Wright*	14	4-12	3-7	3-3	2	3	1	0	0	1	21
02	Eric Dailey Jr.*	9	3-8	1-4	2-3	6	1	2	0	0	1	27
05	Quion Williams*	6	2-5	1-2	1-2	4	1	4	3	0	1	33
32	Mike Marsh*	3	1-3	0-0	1-4	3	1	1	1	1	1	17
01	Bryce Thompson	17	6-11	4-5	1-2	2	1	3	1	0	0	21
21	Justin McBride	8	3-7	2-4	0-0	1	2	0	0	1	0	13
04	Jarius Hicklen	6	2-3	2-3	0-0	1	0	3	0	0	1	17
23	Brandon Garrison	6	3-4	0-0	0-0	8	1	0	2	3	0	14
13	Connor Dow	0	0-1	0-1	0-0	0	1	0	0	0	1	8
	TEAM					4	0		1			
	TOTAL S	85	30-64	17-33	8-12	37	16	19	9	5	6	200

Box Scores / Recaps

GAME 3	Oklahoma State	64
BONNIES	St. Bonaventure	66
Nov. 16, 2023 TV: ESPN Brooklyn, N.Y. (Barclays Center)		

	1st	2nd	Score
Oklahoma State	29	35	- 64
St. Bonaventure	30	36	- 66

- A Legends Classic semifinal thriller came down the final buzzer. OSU missed on a corner three ahead of the horn, allowing St. Bonaventure to escape with a 66-64 victory.
- Eric Dailey Jr.** (15 points) and **John-Michael Wright** (14) paced the scoring for the Cowboys, who led by as many as 10 points near the 13:00-mark of the second half following a 14-0 run.
- St. Bonaventure responded with a 14-2 push to regain the lead and the teams battled back-and-forth the rest of the way.
- Quion Williams'** driving layup put OSU ahead 64-62 with 38 seconds to play, but the Bonnies forged in front for good when **Daryl Banks III** drew a foul on a three-point try with 20 seconds to go and sank all three shots.
- OSU came up empty on two subsequent possessions, including the finale when **Javon Small** (who tallied a game-high seven assists) took the ball in the backcourt with 7 seconds on the clock and dribbled himself into position for a corner three as time expired. It missed by just a fraction of an inch.

OKLAHOMA STATE (1-2)

##	Name	Pts	FG	3pt	FT	TR	PF	A	TO	B	S	MP
01	Bryce Thompson*	7	2-6	1-4	2-2	0	1	2	1	0	0	16
02	Eric Dailey Jr.*	15	6-10	2-3	1-2	4	2	2	2	0	1	31
05	Quion Williams*	9	4-6	1-1	0-1	2	4	1	2	0	1	16
12	Javon Small*	3	1-5	0-2	1-2	5	1	7	5	0	2	33
32	Mike Marsh*	9	4-4	0-0	1-2	6	4	2	1	0	0	28
04	Jarius Hicklen	3	1-4	1-4	0-2	0	0	0	0	0	0	24
13	Connor Dow	0	0-2	0-0	0-2	0	0	0	0	0	0	5
21	Justin McBride	4	2-3	0-0	0-0	1	1	0	1	0	0	7
23	Brandon Garrison	0	0-1	0-0	0-0	6	3	1	1	1	0	11
51	John-Michael Wright	14	3-11	2-7	6-7	2	3	1	1	0	0	29
TEAM						3	0					
TOTALS		64	23-52	7-23	11-18	31	19	16	14	1		4200

	FG	%	3Pt	%	FT	%
1st Half	11-29	38%	4-14	29%	3-7	43%
2nd Half	12-23	52%	3-9	33%	8-11	73%
Game	23-52	44.2%	7-23	30.4%	11-18	61.1%

ST. BONAVENTURE (2-1)

##	Name	Pts	FG	3pt	FT	TR	PF	A	TO	B	S	MP
02	Assa Essamvovs*	13	4-10	3-7	2-2	7	1	0	1	0	1	38
03	Mika Adams-Woods*	17	6-13	1-5	4-4	5	2	2	1	0	0	35
05	Daryl Banks III*	14	4-12	1-4	5-5	1	1	4	4	0	1	40
07	Charles Pride*	7	2-8	1-1	2-3	7	4	1	0	0	1	24
32	Chad Venning*	10	4-5	0-0	2-2	3	5	0	5	1	1	20
00	Barry Evans	2	0-2	0-2	2-3	7	1	2	0	0	3	23
20	Noel Brown	3	1-1	0-0	1-2	2	2	0	0	0	1	20
TEAM						0	0					
TOTALS		66	21-51	6-19	18-21	32	16	9	12	1		8200

	FG	%	3Pt	%	FT	%
1st Half	11-27	41%	3-9	33%	5-7	71%
2nd Half	10-24	42%	3-10	30%	13-14	93%
Game	21-51	41.2%	6-19	31.6%	18-21	85.7%

Officials: Lamar Simpson, Byron Jarrett, Greg Evans

Start time: 6:30 p.m. ET | Duration: 2:01

Attendance: 5,524 | SB led for 14:23. OSU led for 20:21. Tied for 5:16

Times tied: 5 Lead Changes: 10 | Largest Lead: OSU by 10, SB by 6

Technical Fouls: None

Points	Paint	Off TO	2nd Ch	F Brk	Bench	Pts/Pos
OSU	32	5	8	11	21	1.02
St. Bonav.	22	12	9	6	5	1.05

GAME 4	Notre Dame	66 ot
ND	Oklahoma State	64
Nov. 17, 2023 TV: ESPN Brooklyn, N.Y. (Barclays Center)		

	1st	2nd	OT	Score
Notre Dame	33	22	11	66
Oklahoma State	25	30	9	64

- An incredible second half from **Javon Small** wasn't enough to lift OSU past Notre Dame in the Legends Classic third place game.
- Small, a South Bend, Ind. native who grew up watching the Irish, posted career-highs with 29 points and 10 rebounds. After scoring just two points in the first half, the junior accounted for 27 of OSU's 39 points in the second half plus overtime.
- It was OSU's first 25-point double-double since **Cade Cunningham** (Feb. 27, 2021 at Oklahoma) and just the sixth since 2010.
- John-Michael Wright** added 11 points and **Quion Williams** match his own best with 11 rebounds.
- Notre Dame ended the first half on an 18-6 run to lead 33-25. Small scored 16 points in OSU's 17-7 push at the end of regulation.
- Eric Dailey Jr.** tied the game on a free throw with 9 seconds remaining but missed a go-ahead try.
- Notre Dame's **Markus Burton** missed a potential game-winner at the end of regulation but scored six of his team-high 20 points in the extra period.

NOTRE DAME (2-2)

##	Name	Pts	FG	3pt	FT	TR	PF	A	TO	B	S	MP
01	Julian Roper II*	12	4-9	2-3	2-4	8	2	3	4	0	2	36
03	Markus Burton*	20	8-18	0-2	4-5	2	2	1	3	0	0	31
13	Tae Davis*	7	3-6	0-0	1-2	4	5	1	3	0	1	36
20	J.R. Konieczny*	11	3-7	2-5	3-4	10	2	1	0	0	0	35
25	Matt Zona*	2	1-3	0-2	0-0	3	2	4	1	0	1	27
00	Carey Booth	6	2-3	2-3	0-0	2	2	1	0	2	1	12
02	Logan Imes	3	1-3	1-3	0-0	3	2	1	0	1	0	19
11	Braden Shrewsbury	5	2-8	1-7	0-1	3	0	1	0	0	0	30
TEAM						2	0					
TOTALS		66	24-57	8-25	10-16	37	17	13	16	3		5225

	FG	%	3Pt	%	FT	%
1st Half	13-28	46%	6-16	38%	1-3	33%
2nd Half	9-25	36%	2-8	25%	2-3	67%
3rd Half	2-4	50%	0-1	00%	7-10	70%
Game	24-57	42.1%	8-25	32.0%	10-16	62.5%

OKLAHOMA STATE (1-3)

##	Name	Pts	FG	3pt	FT	TR	PF	A	TO	B	S	MP
02	Eric Dailey Jr.*	3	1-5	0-2	1-2	3	2	1	0	0	0	33
05	Quion Williams*	8	3-9	0-1	2-4	11	1	3	1	2	1	41
12	Javon Small*	29	8-18	4-8	9-9	10	3	2	5	1	1	41
23	Brandon Garrison*	9	3-6	0-0	3-6	5	5	2	1	1	2	38
51	John-Michael Wright*	11	4-9	1-6	2-2	2	3	2	0	0	2	36
04	Jarius Hicklen	0	0-5	0-5	0-0	0	1	0	2	0	0	13
13	Connor Dow	0	0-3	0-2	0-0	1	0	0	1	0	0	14
21	Justin McBride	4	2-3	0-1	0-0	3	3	0	2	0	0	10
TEAM						3	0					
TOTALS		64	21-58	5-25	17-23	38	18	10	12	4		6225

	FG	%	3Pt	%	FT	%
1st Half	11-25	44%	1-10	10%	2-4	50%
2nd Half	8-26	31%	4-12	33%	10-13	77%
3rd Half	2-7	29%	0-3	00%	5-6	83%
Game	21-58	36.2%	5-25	20.0%	17-23	73.9%

Officials: AJ Desai, Pat Evans, Greg Evans

Attendance: 4,849 | OSU led for 13:27. ND led for 28:42. Tied for 2:21

Times tied: 5 Lead Changes: 5 | Largest Lead: ND by 12, OSU by 6

Start time: 4:30 p.m. ET | Duration: 2:15 | Technical Fouls: None

Points	Paint	Off TO	2nd Ch	F Brk	Bench	Pts/Pos
Notre Dame	28	6	8	2	14	0.93
OSU	26	12	13	1	4	0.90

GAME 5	New Orleans	68
NO	Oklahoma State	96
Nov. 20, 2023 TV: ESPN+ Stillwater, Okla. (Gallagher-Iba Arena)		

	1st	2nd	Score
New Orleans	37	31	- 68
Oklahoma State	43	53	- 96

- Jamyrion Keller** missed the first four games of OSU's season with a wrist injury but made up for lost time in his collegiate debut with a game-high 18 points on 7-of-10 shooting.
- OSU led 61-58 near the midway point of the second half but came away with points on each its next 12 possessions during a 26-2 run.
- Javon Small** worked around three first-half fouls to tally 16 points and six assists in 24 turnover-free minutes. **Mike Marsh** logged his first double-double as a Cowboy with 13 points and 11 rebounds and **Eric Dailey Jr.** nearly joined him with 14 points and nine boards.
- John-Michael Wright** added 11 points and three steals. The Pokes outscored UNO by 34 points during his 24 minutes of action.
- OSU shot 65.6% from the field in the second half and 58.1% for the game. The Cowboys recorded a season-high 21 assists on 36 baskets, hit 10 threes and won the rebounding battle, 41-25.

NEW ORLEANS (2-2)

##	Name	Pts	FG	3pt	FT	TR	PF	A	TO	B	S	MP
01	Jordan Johnson*	23	6-17	3-9	8-9	2	1	2	1	0	0	35
03	D'Ante Bell*	0	0-1	0-0	0-0	2	4	0	1	0	0	11
05	Tyson Jackson*	15	6-8	0-0	3-6	3	4	0	2	0	1	26
13	Jamond Vincent*	8	2-7	0-0	4-5	4	0	1	1	2	1	35
20	Khaleb Wilson-Rouse*	9	3-6	1-1	3-4	2	4	2	2	0	0	29
00	Mason Jones	0	0-3	0-3	0-0	1	1	1	0	0	1	11
02	Jah Short	4	2-3	0-0	0-0	0	0	0	1	0	1	7
04	Omarion Henry	2	1-2	0-0	0-0	0	0	0	0	0	1	7
10	Kaleb Jenkins	0	0-0	0-0	0-0	0	0	0	0	0	0	2
15	Carlos Hart	4	2-4	0-1	0-0	4	4	0	1	1	1	17
22	Darrius Washington	0	0-0	0-0	0-0	0	0	0	0	0	0	2
23	James Glisson III	3	1-3	1-3	0-0	2	5	0	2	0	3	15
32	Dorian Hill	0	0-0	0-0	0-0	0	0	0	0	0	0	1
33	Dorian Booker	0	0-1	0-0	0-0	1	0	0	0	0	0	2
TEAM						5	0					
TOTALS		68	23-55	4-17	18-24	25	23	6	12	3		9200

	FG	%	3Pt	%	FT	%
1st Half	12-29	41%	4-11	36%	9-10	90%
2nd Half	11-26	42%	0-6	00%	9-14	64%
Game	23-55	41.8%	4-17	23.5%	18-24	75.0%

OKLAHOMA STATE (2-3)

##	Name	Pts	FG	3pt	FT	TR	PF	A	TO	B	S	MP
02	Eric Dailey Jr.*	14	5-8	0-1	4-5	9	2	4	3	0	2	29
05	Quion Williams*	4	2-4	0-1	0-2	3	2	3	3	0	0	20
12	Javon Small*	16	5-8	2-5	4-4	3	4	6	0	0	1	25
23	Brandon Garrison*	4	2-3	0-0	0-2	1	3	2	0	0	0	15
51	John-Michael Wright*	11	4-10	1-6	2-2	1	3	1	2	0	3	24
04	Jarius Hicklen	3	1-4	1-4	0-0	3	1	1	0	0	0	19
13	Connor Dow	7	2-5	2-5	1-2	3	0	0	0	0	1	14
14	Jamyrion Keller	18	7-10	4-7	0-1	2	1	1	3	0	0	24
15	Carson Sager	0	0-0	0-0	0-0	0	0	0	0	0	0	1
21	Justin McBride	6	3-3	0-0	0-0	2	2	0	0	0	0	10
32	Mike Marsh	13	5-7	0-0	3-6	11	2	3	1	1	0	19
TEAM						3	0					
TOTALS		96	36-62	10-29	14-24	41	20	21	12	1		7200

	FG	%	3Pt	%	FT	%
1st Half	15-30	50%	6-17	35%	7-9	78%
2nd Half	21-32	66%	4-12	33%	7-15	47%
Game	36-62	58.1%	10-29	34.5%	14-24	58.3%

Officials: Rick Crawford, Bert Smith, Amy Bonner

Attendance: 5,907 | OSU led for 39:31. Tied for 0:19

Times tied: 0 Lead Changes: 0 | Largest Lead: OSU by 28

Technical Fouls: None | Start Time: 7:01 p.m. CT | Duration: 2:05

Points	Paint	Off TO	
--------	-------	--------	--

Box Scores / Recaps

GAME 6	Houston Christian	92
	Oklahoma State	63
Nov. 24, 2023 TV: ESPN+ Stillwater, Okla. (GIA)		

	1st	2nd	Score
Houston Christian	37	28	- 65
Oklahoma State	52	40	- 92

- **Mike Marsh** led a group of six double-figure scorers with 14 points in a lopsided win.
- **Jarius Hicklen** (12 points) drilled 4-of-10 threes and **Eric Dailey Jr.** (12) grabbed a team-high six rebounds. **Brandon Garrison**, **Jamyron Keller** and **John-Michael Wright** supplied 10-each.
- Garrison became just the fourth Cowboy freshman to record six-or-more blocks in a single game.
- **Javon Small** and **Quion Williams** combined for 14 of OSU's 24 assists. The Cowboys shot 48.6% and committed just nine turnovers.
- HCU started 9-of-13 from the field to go up 25-23 midway through the first half but connected on just 15-of-51 the rest of the way.
- Wright's 250th career three put OSU back in front for good with 9:26 to play and the Cowboys led by 15 at the break.
- Three Hicklen triples sparked another 21-3 push early in the second half to push the lead from 11 to 29.

HOUSTON CHRISTIAN (0-4)

##	Name	Pts	FG	3pt	FT	TR	PF	A	TO	B	S	MP
02	Pierce Bazil*	8	4-13	0-2	2-2	2	1	0	3	0	2	28
04	Bonke Marling*	6	2-9	0-0	2-3	10	2	3	3	0	1	24
10	Marcus Greene*	16	7-12	1-2	1-2	2	2	2	2	0	0	30
11	Tristan Moore*	5	2-4	0-0	1-2	2	0	1	0	0	0	25
33	Michael Imariagbe*	4	1-2	0-0	2-2	4	3	0	1	2	0	16
03	Jay Alvarez	15	5-14	1-5	4-6	3	1	0	2	0	2	26
05	Porter Bazil	0	0-0	0-0	0-0	3	1	0	2	0	2	13
07	Dominic Capriotti	0	0-0	0-0	0-0	1	0	0	0	0	0	3
20	Chigozie Achara	7	2-4	0-0	3-4	4	0	0	1	1	0	16
24	Jake Arnold	4	1-6	1-1	1-2	0	1	1	0	0	2	18
TEAM						7	0					
TOTALS		65	24-64	3-10	14-23	38	11	7	14	5	8	200
			FG	%	3Pt	%	FT	%				
1st Half		15-35	43%		3-6	50%	4-7	57%				
2nd Half		9-29	31%		0-4	00%	10-16	63%				
Game		24-64	37.5%		3-10	30.0%	14-23	60.9%				

OKLAHOMA STATE (3-3)

##	Name	Pts	FG	3pt	FT	TR	PF	A	TO	B	S	MP
02	Eric Dailey Jr.*	12	4-8	1-2	3-6	6	1	2	1	0	1	15
05	Quion Williams*	7	2-3	1-1	2-2	5	2	6	1	0	1	31
12	Javon Small*	6	3-11	0-6	0-0	5	1	8	0	0	1	29
23	Brandon Garrison*	10	4-8	0-0	2-2	5	3	2	1	6	0	18
51	John-Michael Wright*	10	4-8	2-6	0-0	4	1	1	0	0	1	24
04	Jarius Hicklen	12	4-11	4-10	0-0	2	0	1	0	0	0	18
13	Connor Dow	8	2-4	2-4	2-2	4	1	1	1	1	1	11
14	Jamyron Keller	10	4-4	1-1	1-2	3	3	2	2	0	0	18
15	Carson Sager	0	0-1	0-1	0-0	0	1	0	0	0	0	1
21	Justin McBride	3	1-3	1-2	0-0	5	2	0	1	1	0	17
32	Mike Marsh	14	6-9	0-0	2-2	5	2	1	1	0	1	16
35	Weston Church	0	0-0	0-0	0-2	0	0	0	1	0	0	1
TEAM						3	0					
TOTALS		92	34-70	12-33	12-18	47	17	24	9	8	7	200
			FG	%	3Pt	%	FT	%				
1st Half		18-34	53%		6-17	35%	10-12	83%				
2nd Half		16-36	44%		6-16	38%	2-6	33%				
Game		34-70	48.6%		12-33	36.4%	12-18	66.7%				

Officials: Kipp Kissinger, Olandis Poole, Randal Anders

Start time: 7:01 p.m. CT | Duration: 1:52

Attendance: 6,153 | OSU led for 35:02. HCU led for 2:32. Tied for 2:24

Times tied: 6 Lead Changes: 8 | Largest Lead: OSU by 32, HCU by 3

Technical Fouls: None

Points	Paint	Off TO	2nd Ch	F Brk	Bench	Pts/Pos
Houston Chrst.	34	6	9	9	26	0.83
OSU	22	12	9	6	5	1.18

GAME 7	Creighton	79
	Oklahoma State	65
Nov. 30, 2023 TV: ESPN2 Stillwater, Okla. (GIA)		

	1st	2nd	Score
15/14 Creighton	47	32	- 79
Oklahoma State	29	36	- 65

- OSU hung with No. 15 Creighton for the majority of the night, save for one disastrous six-minute stretch late in the first half. The Bluejays scored 17 unanswered to build an 18-point halftime lead and held on from there.
- **Javon Small** scored a game-high 24 points and freshman **Eric Dailey Jr.** posted his first career double-double with 13 points and 11 rebounds for the Cowboys, who trailed 28-27 after **Bryce Thompson's** layup at the 6:36-mark but missed their last nine field goal attempts of the half.
- **Ryan Kalkbrenner** (16 pts, 12 reb) scored seven points during Creighton's pivotal run. **Baylor Scheierman** (21 pts) and **Trey Alexander** (20) also had big nights for the Bluejays, one of the nation's most-prolific three-point shooting teams. They made 7-of-12 threes in the first half and 10-of-19 overall to finish at 52.7% from the field.
- OSU made 7-of-16 threes but just 18-of-46 from inside the arc in a 40% shooting effort.
- The Cowboys won the second half, 36-32. They pulled to within a dozen points on five different occasions but could get no closer.

CREIGHTON (6-1)

##	Name	Pts	FG	3pt	FT	TR	PF	A	TO	B	S	MP
01	Steven Ashworth*	17	6-9	4-5	1-1	2	2	5	1	0	1	37
11	Ryan Kalkbrenner*	16	6-15	1-3	3-4	12	2	2	3	2	0	32
13	Mason Miller*	0	0-0	0-0	0-0	2	1	1	1	0	0	7
23	Trey Alexander*	20	7-12	1-3	5-8	7	1	3	1	0	2	36
55	Baylor Scheierman*	21	8-16	3-7	2-2	8	2	0	1	0	2	38
00	Jasen Green	0	0-0	0-0	0-0	0	0	0	0	0	0	3
05	Francisco Farabello	0	0-0	0-0	0-0	1	2	1	1	0	0	18
33	Fredrick King	2	1-2	0-0	0-0	3	2	0	1	0	0	8
41	Isaac Traudt	3	1-1	1-1	0-0	1	1	1	0	0	0	21
TEAM						2	0		1			
TOTALS		79	29-55	10-19	11-15	38	13	13	10	2	5	200
			FG	%	3Pt	%	FT	%				
1st Half		16-27	59%		7-12	58%	8-11	73%				
2nd Half		13-28	46%		3-7	43%	3-4	75%				
Game		29-55	52.7%		10-19	52.6%	11-15	73.3%				

OKLAHOMA STATE (3-4)

##	Name	Pts	FG	3pt	FT	TR	PF	A	TO	B	S	MP
01	Bryce Thompson*	7	3-8	1-2	0-0	0	4	0	1	0	0	21
02	Eric Dailey Jr.*	13	4-6	2-3	3-5	11	2	2	0	0	1	33
05	Quion Williams*	4	2-5	0-0	0-0	4	1	1	0	1	0	30
12	Javon Small*	24	8-17	3-4	5-5	5	0	4	1	3	0	35
23	Brandon Garrison*	6	3-8	0-0	0-0	5	4	0	1	2	1	18
04	Jarius Hicklen	3	1-2	1-2	0-0	2	0	0	1	0	0	14
14	Jamyron Keller	2	1-2	0-1	0-0	1	2	1	0	0	0	13
21	Justin McBride	0	0-1	0-1	0-0	0	0	0	0	0	0	1
32	Mike Marsh	6	3-9	0-0	0-1	0	2	0	2	0	0	19
51	John-Michael Wright	0	0-4	0-3	0-0	0	0	1	0	0	0	16
TEAM						2	0		0			
TOTALS		65	25-62	7-16	8-11	30	15	9	9	2	4	200
			FG	%	3Pt	%	FT	%				
1st Half		12-32	38%		3-9	33%	2-4	50%				
2nd Half		13-30	43%		4-7	57%	6-7	86%				
Game		25-62	40.3%		7-16	43.8%	8-11	72.7%				

Officials: James Breeding, Ron Groover, Pat Driscoll

Attendance: 6,309 | OSU led for 4:47. CU led for 32:12. Tied for 3:01

Times tied: 2 Lead Changes: 1 | Largest Lead: CU by 18, OSU by 6

Start time: 8:02 p.m. CT | Duration: 1:55 | Technical Fouls: None

Points	Paint	Off TO	2nd Ch	F Brk	Bench	Pts/Pos
Creighton	28	10	9	2	5	0.83
OSU	32	13	12	10	11	0.97

GAME 8	Oklahoma State	68
	Southern Illinois	70
Dec. 5, 2023 TV: CBSSN Carbondale, Ill. (SIU Arena)		

	1st	2nd	Score
Oklahoma State	34	34	- 68
Southern Illinois	34	36	- 70

- OSU missed two potential game-winning shots in the final six seconds of a road loss at SIU.
- **Xavier Johnson** tallied a game-high 32 points for SIU, which hosted to a major conference foe on its home floor for the first time in 15 years.
- **Javon Small** scored 25 points and **Quion Williams** and **Brandon Garrison** grabbed 10 rebounds apiece for the Cowboys who trailed by 10 near the 11:00-mark of the second half before rallying behind the three-point shooting of **Jarius Hicklen** (12 pts, 4/8 3pt).
- **Clarence Rupert's** three-point play gave SIU the lead, 69-66, with 28 seconds left, but a Saluki technical foul for taunting with 17 seconds gave OSU two free throws and the ball. Small sank them both but his driving layup in the closing seconds missed the mark, as did Williams' follow.
- OSU finished +19 on the glass (43-24) and grabbed offensive rebounds on more than half of its own misses (20 of 38) but managed just 15 second-chance points.
- Helped by a 7-of-15 three-point effort, SIU shot 47% to OSU's 39.4% and outscored the visitors 17-9 at the foul line.

OKLAHOMA STATE (3-5)

##	Name	Pts	FG	3pt	FT	TR	PF	A	TO	B	S	MP
01	Bryce Thompson*	6	3-13	0-5	0-0	1	1	0	0	0	1	31
02	Eric Dailey Jr.*	5	2-7	0-2	1-2	4	3	2	1	1	0	23
05	Quion Williams*	10	5-9	0-1	0-0	10	2	1	1	0	1	29
12	Javon Small*	25	7-15	3-6	8-8	2	2	4	2	1	1	35
23	Brandon Garrison*	4	2-5	0-0	0-1	10	2	0	3	2	1	22
04	Jarius Hicklen	12	4-9	4-8	0-0	1	2	0	0	0	0	22
13	Connor Dow	0	0-0	0-0	0-0	1	0	0	0	0	0	6
14	Jamyron Keller	4	2-5	0-1	0-0	4	2	2	1	0	0	13
32	Mike Marsh	2	1-3	0-0	0-0	4	2	3	2	1	0	17
51	John-Michael Wright	0	0-0	0-0	0-0	0	2	0	0	0	0	2
TEAM						6	0		2			
TOTALS		68	26-66	7-23	9-11	43	18	12	12	5	4	200
			FG	%	3Pt	%	FT	%				
1st Half		14-30	47%		3-10	30%	3-5	60%				
2nd Half		12-36	33%		4-13	31%	6-6	100%				
Game		26-66	39.4%		7-23	30.4%	9-11	81.8%				

SOUTHERN ILLINOIS (6-2)

##	Name	Pts	FG	3pt	FT	TR	PF	A	TO	B	S	MP
00	Troy D'Amico*	2	1-4	0-1	0-0	3	4	2	1	1	0	31
04	Clarence Rupert*	13	5-10	0-1	3-5	5	1	2	3	0	0	31
10	Xavier Johnson*	32	12-25	1-5	13-15	3	5	3	0	2	0	36
24	Trent Brown*	12	4-5	4-5	0-0	0	1	2	0	0	0	38
30	Kennard Davis*	4	1-3	1-2	1-2	8	4	1	1	0	2	35
02	Scottie Ebube	2	1-2	0-0	0-0	2	3	1	1	1	0	8
25	Trey Miller	0	0-0	0-0	0-0	0	1	1	0	0	0	4
33	Joan Stulic	5	2-3	1-1	0-0	1	2	0	0	2	0	15
TEAM						2	0		0			
TOTALS		70	23-49	7-15	17-22	24	19	14	9	2	6	200
			FG		3Pt		%		FT		%	
1st Half		9-23	39%		4-7		57%		12-13		92%	
2nd Half		14-26	54%		3-8		38%		5-9		56%	
Game		23-49	46.9%		7-15		46.7%		17-22		77.3%	

Box Scores / Recaps

GAME 9	Tulsa	57
	Oklahoma State	72
	Dec. 10, 2023 TV: ESPN2 Oklahoma City, Okla. (Paycom Center)	

	1st	2nd	Score
Tulsa	26	31	- 57
Oklahoma State	35	37	- 72

- **Javon Small** scored 18 points and OSU rode a fast start to a neutral court win over Tulsa in the Battleground 2K23.
- The Cowboys won despite totaling more turnovers (28) than baskets (23). They committed just one in the first 9:00 while building leads of 17-3 and 21-5 but had 13 in the final 11:00 and 14 more after halftime.
- **PJ Haggerty** and **Tyshawn Archie** scored 13 points each and combined for nine of Tulsa's 19 steals – the most ever by an OSU opponent.
- The Cowboys atoned with a dominant defensive effort of their own, forcing 20 Tulsa turnovers while finishing +18 on the boards (41-23). They held the Golden Hurricane to 37% from the field, (3-of-20 from deep) and just four assists.
- OSU shot 48.9% and 8-of-20 from three.
- **Quion Williams** added a career-high 12 points on 5-of-6 shooting along with seven rebounds, four assists and three steals. He converted a three-point play with 5:32 left in the opening half to give OSU its largest lead (30-11).

TULSA (5-3)

##	Name	Pts	FG	3pt	FT	TR	PF	A	TO	B	S	MP
04	PJ Haggerty*	13	4-13	0-4	5-6	4	2	0	5	0	4	35
11	Isaiah Barnes*	2	0-1	0-1	2-4	1	1	0	2	0	2	19
12	Carlous Williams*	11	5-6	1-1	0-0	1	1	0	0	1	1	28
15	Jared Garcia*	0	0-4	0-2	0-0	3	1	0	1	1	0	20
24	Cobe Williams*	12	3-10	1-4	5-8	2	5	1	5	0	3	24
00	Jesaiah McWright	2	1-5	0-1	0-0	2	1	0	2	0	3	16
01	Matthew Reed	0	0-2	0-1	0-0	6	0	1	1	0	0	20
05	Jarred Hall	4	1-2	0-1	2-2	1	3	0	2	0	1	9
08	Tyshawn Archie	13	6-11	1-5	0-0	1	3	2	2	1	5	27
34	Mohamed Keita	0	0-0	0-0	0-0	1	1	0	0	0	0	3
TEAM						1	0		0			
TOTALS		57	20-54	3-20	14-20	23	18	4	20	3	19	

	FG	%	3Pt	%	FT	%
1st Half	9-26	35%	2-10	20%	6-8	75%
2nd Half	11-28	39%	1-10	10%	8-12	67%
Game	20-54	37.0%	3-20	15.0%	14-20	70.0%

OKLAHOMA STATE (4-5)

##	Name	Pts	FG	3pt	FT	TR	PF	A	TO	B	S	MP
01	Bryce Thompson*	7	3-8	1-5	0-0	2	2	2	6	0	1	24
02	Eric Dailey Jr.*	5	1-5	0-2	3-7	6	1	3	2	0	1	21
05	Quion Williams*	12	5-6	1-1	1-1	7	3	4	5	0	3	34
12	Javon Small*	18	3-8	2-5	10-13	6	1	2	5	0	1	31
23	Brandon Garrison*	6	3-4	0-0	0-0	7	4	1	4	0	1	18
04	Jarius Hicklen	4	1-1	1-1	1-2	0	2	0	0	0	0	14
13	Connor Dow	0	0-0	0-0	0-0	1	0	0	0	0	0	10
14	Jamyron Keller	8	2-3	1-2	3-3	1	0	1	2	0	0	13
24	Isaiah Miranda	2	1-3	0-0	0-0	2	2	0	1	0	1	4
32	Mike Marsh	4	2-5	0-0	0-0	4	2	0	2	1	0	20
51	John-Michael Wright	6	2-4	2-4	0-0	0	1	2	0	0	1	11
TEAM						5	0		1			
TOTALS		72	23-47	8-20	18-26	41	18	15	28	1	9	

	FG	%	3Pt	%	FT	%
1st Half	13-22	59%	3-7	43%	6-10	60%
2nd Half	10-25	40%	5-13	38%	12-16	75%
Game	23-47	48.9%	8-20	40.0%	18-26	69.2%


Officials: Keith Kimble, Rick Crawford, Owen Shortt

Start time: 5:30 p.m. CT | Duration: 2:11 | Attendance: | OSU led for 38:56.

Tied for 1:04 | Times tied: 0 | Lead Changes: 0 | Largest Lead: OSU by 19

Technical Fouls: Miranda, OSU (Class A) 9:59 1st; Hall, TLS (Class A) 9:59 1st, Garrison, OSU (Class A) 7:53 2nd, Miranda (Class B), 7:43 2nd

Points	Paint	Off TO	2nd Ch	F Brk	Bench	Pts/Pos
Tulsa	34	19	2	18	19	0.74
OSU	30	17	10	10	24	0.94

GAME 10	Oral Roberts	at
	Oklahoma State	
	Dec. 17, 2023 TV: ESPN+ Stillwater, Okla. (GIA)	

GAME 11	Wofford	at
	Oklahoma State	
	Dec. 20, 2023 TV: ESPN+ Stillwater, Okla. (GIA)	

2023-24 Cowboy Basketball Photo Roster





2023-24 Oklahoma St. Men's Basketball Combined Team Statistics All games

Page 1/1
as of Dec 11, 2023

Game Records

Record	Overall	Home	Away	Neutral
ALL GAMES	4-5	3-2	0-1	1-2
CONFERENCE	0-0	0-0	0-0	0-0
NON-CONFERENCE	4-5	3-2	0-1	1-2

Score by Periods

Team	1st	2nd	OT	TOT
Oklahoma St.	310	346	9	665
Opponents	310	284	11	605

Team Box Score

No.	Player				Total		3-Point		F-Throw		Rebounds															
		GP-GS	MIN	AVG	FG-FGA	FG%	3FG-3FGA	3FG%	FT-FTA	FT%	OFF	DEF	TOT	AVG	PF	DQ	A	TO	BLK	STL	PTS	AVG				
12	SMALL, Javon	8-8	256:11	32.0	41-92	.446	18-43	.419	37-42	.881	4	37	41	5.1	15	0	38	21	2	8	137	17.1				
1	THOMPSON, Bryce	6-5	140:20	23.4	25-61	.410	8-24	.333	5-11	.455	2	6	8	1.3	12	0	8	12	0	3	63	10.5				
2	DAILEY JR., Eric	9-8	234:15	26.0	27-61	.443	6-21	.286	22-40	.550	14	40	54	6.0	15	0	22	12	1	9	82	9.1				
14	KELLER, Jamyron	5-0	82:14	16.4	16-24	.667	6-12	.500	4-6	.667	3	8	11	2.2	8	0	7	8	0	1	42	8.4				
32	MARSH, Mike	8-3	158:54	19.9	28-50	.560	0-0	.000	8-14	.571	17	26	43	5.4	18	0	12	11	5	2	64	8.0				
51	WRIGHT, John-Michael	9-5	189:19	21.0	22-67	.328	11-45	.244	13-14	.929	4	7	11	1.2	16	0	13	5	0	10	68	7.6				
5	WILLIAMS , Quion	9-9	273:05	30.3	27-50	.540	4-8	.500	6-12	.500	18	38	56	6.2	17	0	23	18	2	10	64	7.1				
23	GARRISON, Brandon	9-6	159:54	17.8	20-39	.513	0-0	.000	6-13	.462	16	31	47	5.2	27	1	8	13	15	6	46	5.1				
4	HICKLEN, Jarius	9-1	163:26	18.2	15-44	.341	15-41	.366	1-4	.250	3	8	11	1.2	10	0	6	4	1	1	46	5.1				
21	MCBRIDE, Justin	7-0	72:48	10.4	12-23	.522	3-9	.333	0-1	.000	4	10	14	2.0	11	0	0	4	2	0	27	3.9				
13	DOW, Connor	8-0	87:31	10.9	7-22	.318	7-21	.333	3-4	.750	0	13	13	1.6	5	0	2	3	1	5	24	3.0				
24	MIRANDA, Isaiah	1-0	03:54	3.9	1-3	.333	0-0	.000	0-0	.000	1	1	2	2.0	2	0	0	1	0	1	2	2.0				
15	SAGER, Carson	2-0	02:00	1.0	0-1	.000	0-1	.000	0-0	.000	0	0	0	0.0	1	0	0	0	0	0	0	0.0				
35	CHURCH, Weston	1-0	01:08	1.1	0-0	.000	0-0	.000	0-2	.000	0	0	0	0.0	0	0	0	1	0	0	0	0.0				
Team											17	15	32					5								
Total		9	1825		241-537	.449	78-225	.347	105-163	.644	103	240	343	38.1	157	1	139	118	29	56	665	73.9				
Opponents		9	1825		213-503	.423	56-169	.331	123-170	.724	74	216	290	32.2	148	4	90	118	22	69	605	67.2				

Team Statistics

	OSU	OPP
Scoring	665	605
Points per game	73.9	67.2
Scoring margin	+6.7	-
Field goals-att	241-537	213-503
Field goal pct	.449	.423
3 point fg-att	78-225	56-169
3-point FG pct	.347	.331
3-pt FG made per game	8.7	6.2
Free throws-att	105-163	123-170
Free throw pct	.644	.724
F-Throws made per game	11.7	13.7
Rebounds	343	290
Rebounds per game	38.1	32.2
Rebounding margin	+5.9	-
Assists	139	90
Assists per game	15.4	10.0
Turnovers	118	118
Turnovers per game	13.1	13.1
Turnover margin	0.0	-
Assist/turnover ratio	1.2	0.8
Steals	56	69
Steals per game	6.2	7.7
Blocks	29	22
Blocks per game	3.2	2.4
Winning streak	1	-
Home win streak	0	-
Attendance	29296	5610
Home games-Avg/Game	5-5859	1-5610
Neutral site-Avg/Game	-	3-3458

Team Results

Date	Opponent		Score	Att.
11/06/2023	Abilene Christian	L	59-64	5084
11/12/2023	Sam Houston	W	85-70	5843
11/16/2023	vs St. Bonaventure	L	64-66	5524
11/17/2023	vs Notre Dame	Lot	64-66	4849
11/20/2023	New Orleans	W	96-68	5907
11/24/2023	Houston Christian	W	92-65	6153
11/30/2023	Creighton	L	65-79	6309
12/05/2023	at Southern Ill.	L	68-70	5610
12/10/2023	vs Tulsa	W	72-57	0