



OKLAHOMA STATE

COWBOY BASKETBALL

Communications Contact: Patrick Osborne | patrick.osborne10@okstate.edu | O: 405.744.7756 | C: 405-496-0533

2021-22 Season Details

Overall / Home / Road / Neutral: 12-13 / 8-5 / 2-7 / 2-1

Date: Sat., Feb. 19 (1 p.m. CT)

Opponent: Kansas State

Series History: KSU leads, 84-57 (25-27 H / 18-42 A / 4-15 N)

Watch: ESPNU (Ted Emrich and King McClure)

Listen: Cowboy Radio Network

2021-22 Schedule

Date	Opponent	Time/Result	TV
Nov. 5	Central Oklahoma (EXH)	W, 76-68	ESPN+
Nov. 9	UT-Arlington	W, 88-45	ESPN+
Nov. 12	Oakland	L, 56-55	ESPN+
Nov. 14	Prairie View A&M	W, 72-59	ESPN+
Nov. 16	UMass-Lowell	W, 80-58	Flo Sports
Nov. 17	NC State	W, 74-68	CBS Sports
Nov. 22	Charleston	W, 96-66	ESPN+
Nov. 26	@ ORU	W, 78-77 (OT)	
Dec. 1	Wichita State	L, 60-51	ESPN+
Dec. 5	(RV) Xavier !	L, 77-71	ESPN2
Dec. 13	Cleveland State	W, 98-93 (OT)	ESPN+
Dec. 18	(14) Houston %	L, 72-61	ESPNU
Dec. 21	(10) Southern Cal. &	Canceled	ESPNU
Jan. 1	@ (25) Texas Tech *	Postponed	ESPN+
Jan. 4	(6) Kansas *	L, 74-63	ESPN2
Jan. 8	(14) Texas *	W, 64-51	CBS
Jan. 11	@ (RV) West Virginia *	L, 70-60	ESPNU
Jan. 13	@ (19) Texas Tech *	L, 78-57	ESPN+
Jan. 15	@ (1) Baylor *	W, 61-54	ESPN
Jan. 19	(RV) TCU *	W, 57-56	ESPN+
Jan. 22	@ (23) Texas *	L, 56-51	ESPN2
Jan. 26	(23) Iowa State *	L, 84-81 (OT)	ESPN+
Jan. 29	@ (RV) Florida +	L, 81-72	ESPN2
Feb. 2	@ Kansas State *	L, 71-68	ESPNU
Feb. 5	Oklahoma *	W, 64-55	ESPN2
Feb. 8	@ (RV) TCU *	L, 77-73	ESPNU
Feb. 12	West Virginia *	W, 81-58	ESPN2
Feb. 14	@ (6) Kansas *	L, 76-62	ESPN
Feb. 19	Kansas State *	1 p.m. CT	ESPNU
Feb. 21	(7) Baylor *	8 p.m. CT	ESPN
Feb. 26	@ Oklahoma *	11 a.m. CT	CBS
Mar. 2	@ (RV) Iowa State *	6 p.m. CT	ESPN+
Mar. 5	(11) Texas Tech *	2 p.m. CT	ESPN+

! Big 12/Big East Battle

% Hoop Hype XL Showcase (Fort Worth, Texas)

& Compete 4 Cause Classic (Oklahoma City, Okla.)

* Big 12 Conference Game

+ Big 12/SEC Challenge

Possible Cowboy Starters



Guard

0 Avery Anderson III | 6-3 | 170 | Jr. | Justin, Texas

Min.	PPG	RPG	APG	BPG	SPG	FG%	3FG%	FT%
27.7	11.4	2.9	2.3	0.3	1.8	39.6	33.8	74.2

• 16th in scoring in the Big 12... 4th in steals... Double-figure scoring 3-straight games



Guard

13 Isaac Likekele | 6-5 | 215 | Sr. | Arlington, Texas

Min.	PPG	RPG	APG	BPG	SPG	FG%	3FG%	FT%
31.3	7.4	5.6	3.6	0.2	1.4	44.3	11.1	53.7

• 14th in rebounding in the Big 12... 7th in assists... 3rd in assist/turnover ratio



Forward

23 Tyreek Smith | 6-7 | 220 | RS-So. | Baton Rouge, La.

Min.	PPG	RPG	APG	BPG	SPG	FG%	3FG%	FT%
11.5	3.4	2.7	0.4	0.6	0.2	63.6	0.0	62.5

• Earned first career start last Saturday vs. WVU... Texas Tech Transfer



Guard

1 Bryce Thompson | 6-5 | 195 | So. | Tulsa, Oklahoma

Min.	PPG	RPG	APG	BPG	SPG	FG%	3FG%	FT%
25.1	10.4	2.2	1.0	0.1	0.7	42.4	28.4	69.1

• Career-high 22 points at K-State... 24 points over last two games... KU transfer



Forward

33 Moussa Cisse | 7-0 | 240 | So. | Conakry, Guinea

Min.	PPG	RPG	APG	BPG	SPG	FG%	3FG%	FT%
18.7	6.9	5.9	0.3	1.6	0.5	55.2	--	54.4

• Big 12 leader in blocked shots... First Big 12 double-double last Sat... Memphis transfer

Other Key Cowboys



Guard

5 Rondel Walker | 6-5 | 180 | So. | Midwest City, Okla.

Min.	PPG	RPG	APG	BPG	SPG	FG%	3FG%	FT%
21.1	4.9	2.2	1.0	0.1	1.6	34.7	26.9	81.5

• 6th in Big 12 in steals... 4 steals over last three games... 8 rebounds in last three



Guard/Forward

20 Keylan Boone | 6-8 | 200 | Jr. | Tulsa, Okla.

Min.	PPG	RPG	APG	BPG	SPG	FG%	3FG%	FT%
17.7	6.1	3.3	0.5	0.5	0.6	38.7	33.3	80.0

• 12th in Big 12 in 3-point FG made... Hit at least one in seven-straight games (szn best)



Guard

14 Bryce Williams | 6-2 | 180 | Sr. | Tampa, Fla.

Min.	PPG	RPG	APG	BPG	SPG	FG%	3FG%	FT%
23.2	9.5	2.1	3.2	0.4	1.5	37.1	28.0	83.9

• Returned to action for first time since TCU on 1/19 in the win over OU on 2/5

COACH CAPSULE • ROSTERS

Mike Boynton



• In four seasons at Oklahoma State, Mike Boynton has reignited the Cowboy basketball fanbase.

• Under Boynton, the Cowboys have posted 17 wins over ranked opponents, including 10 victories over top-10 squads.

• The author of back-to-back top-25 recruiting classes, OSU's first trip to the Big 12 Championship finals since 2005 and its first NCAA Tournament victory since 2009.

• Boynton has produced Oklahoma State's only AP First Team All-American, as well as eight All-Big 12 selections and 11 Academic All-Big 12 honorees. He also tied the record for home wins with 15 in 2017-18.

• His philosophy on life and the game of basketball can be summed up in his favorite saying – let's work – and his Cowboy teams will be a living embodiment of that, with hard-nosed defense and up-tempo attack.

HEAD COACHING RECORD

Year	Record	Big 12	Post
2021-22	12-13 (.480)	5-8 (.385)	-
2020-21	21-9 (.700)	11-7 (.611)	NCAA 32
2019-20	18-14 (.563)	7-11 (.389)	Canceled
2018-19	12-20 (.375)	5-13 (.278)	-
2017-18	21-15 (.583)	8-10 (.444)	NIT QF
Totals	84-71 (.542)	36-49 (.424)	

AS AN ASSISTANT COACH

Year	School	Role
2016-17	Oklahoma State	Asst. Coach
2013-16	Stephen F. Austin	Asst. Coach
2008-13	South Carolina	Asst. Coach
2007-08	Wofford	Assoc. HC
2005-07	Coastal Carolina	Asst. Coach
2004-05	Furman	Grad. Man.

THE COWBOYS UNDER BOYNTON

vs. Ranked Opponents	19-30
Big 12 Games	36-49
Home Games	51-27
Road Games	20-35
Neutral Games	13-9
Postseason Games	7-5
Leading at Half	67-18
Out-rebounding Opponent	54-20
Forcing 10+ Turnovers	82-56
Scoring 80+ Points	36-6

THE BOYNTON FILE

- Birthday: Jan. 17, 1982 (39)
- Hometown: Brooklyn, New York
- Alma Mater: South Carolina, 2003
- Degree: African American Studies
- Playing Career: South Carolina (2001-04)

2021-22 Rosters

NUMERICAL

No.	Name	Pos.	Ht.	Wt.	Class	Exp.	Hometown / Previous School
0	Avery Anderson III	G	6-3	170	Jr.	2L	Justin, Texas / Northwest HS
1	Bryce Thompson	G	6-5	195	So.	TR	Tulsa, Okla. / Kansas
2	Chris Harris Jr.	G	6-2	200	Jr.	2L	Dallas, Texas / South Garland HS
4	Donovan Williams	G	6-5	200	So.	1L	Rockford, Ill. / North Star HS
5	Rondel Walker	G	6-5	180	So.	1L	Midwest City, Okla. / Putnam City West HS
12	Matthew-Alexander Moncrieffe	F	6-7	215	So.	1L	Mono, Ontario, Canada / Orangeville Prep
13	Isaac Likekele	G	6-5	215	Sr.	3L	Arlington, Texas / Timberview HS
14	Bryce Williams	G	6-2	180	Gr.	1L	Tampa, Fla. / Ole Miss
15	Carson Sager	G	6-4	207	So.	--	Wichita Falls, Texas / Rider HS
20	Keylan Boone	G/F	6-8	200	Jr.	2L	Tulsa, Okla. / Memorial HS
21	Brooks Manzer	G	6-3	190	Fr.	HS	Edmond, Okla. / Edmond Memorial HS
22	Kalib Boone	F	6-9	210	Jr.	2L	Tulsa, Okla. / Memorial HS
23	Tyreek Smith	F	6-7	220	So.	TR	Baton Rouge, La. / Texas Tech
24	Woody Newton	G	6-8	200	So.	TR	District Heights, Md. / Syracuse
25	Bernard Kouma	F	6-10	240	Jr.	1L	N'Djamena, Chad, Africa / South Plains
33	Moussa Cisse	F	7-0	225	So.	TR	Conakry, Guinea / Memphis
35	Weston Church	G	6-3	175	So.	--	Fairview, Okla. / Fairview HS

ALPHABETICAL

No.	Name	Pos.	Ht.	Wt.	Class	Exp.	Hometown / Previous School
0	Avery Anderson III	G	6-3	170	Jr.	2L	Justin, Texas / Northwest HS
22	Kalib Boone	F	6-9	210	Jr.	2L	Tulsa, Okla. / Memorial HS
20	Keylan Boone	G/F	6-8	200	Jr.	2L	Tulsa, Okla. / Memorial HS
35	Weston Church	G	6-3	175	So.	--	Fairview, Okla. / Fairview HS
33	Moussa Cisse	F	7-0	225	So.	TR	Conakry, Guinea / Memphis
2	Chris Harris Jr.	G	6-2	200	Jr.	2L	Dallas, Texas / South Garland HS
25	Bernard Kouma	F	6-10	240	Jr.	1L	N'Djamena, Chad, Africa / South Plains
13	Isaac Likekele	G	6-5	215	Sr.	3L	Arlington, Texas / Timberview HS
21	Brooks Manzer	G	6-3	190	Fr.	HS	Edmond, Okla. / Edmond Memorial HS
12	Matthew-Alexander Moncrieffe	F	6-7	215	So.	1L	Mono, Ontario, Canada / Orangeville Prep
24	Woody Newton	G	6-8	200	So.	TR	District Heights, Md. / Syracuse
15	Carson Sager	G	6-4	207	So.	--	Wichita Falls, Texas / Rider HS
23	Tyreek Smith	F	6-7	220	So.	TR	Baton Rouge, La. / Texas Tech
1	Bryce Thompson	G	6-5	195	So.	TR	Tulsa, Okla. / Kansas
5	Rondel Walker	G	6-5	180	So.	1L	Midwest City, Okla. / Putnam City West HS
14	Bryce Williams	G	6-2	180	Gr.	1L	Tampa, Fla. / Ole Miss
4	Donovan Williams	G	6-5	200	So.	1L	Rockford, Ill. / North Star HS

COACHES

Name	Role	Season at OSU (alma mater)
Mike Boynton, Jr.	Head Coach	Fifth season (South Carolina, 2003)
Terrence Rencher	Assistant Coach	First Season (Texas, 2007)
Larry Blunt	Assistant Coach	First Season (James Madison, 2005)
David Cason	Assistant Coach	First Season (Illinois State, 1996)
Barry Hinson	Basketball Analyst	Third season (Oklahoma State, 1983)
Keiton Page	Director of Player Development	Tenth season (Oklahoma State, 2012)
Scott Sutton	Director of Basketball Admin.	Fifth season (Oklahoma State, 1995)
Mark Mitchell	Strength & Conditioning Coach	First Season (Eastern Michigan, 2010)
Dre Denbow	Video Coordinator	Fifth season (Florida Gulf Coast, 2014)

PRONUNCIATIONS

No.	Name	Pronunciation
4	Rondel Walker	Ron-Dell
12	Matthew-Alexander Moncrieffe	Mon-Cree-ff
13	Isaac Likekele	Pronounced like "Likely"
20	Keylan Boone	KEY-lun
25	Bernard Kouma	COO-muh
33	Moussa Cisse	See-Say

GAME NOTES

The Cowboys

- The 2021-22 Cowboys will attack the season with a 17-man roster, including five newcomers and four returning starters from last year's squad.
- Speaking of new - Oklahoma State welcomes three new assistant coaches (Terrence Rencher, Larry Blunt and David Cason) and a new strength coach (Mark Mitchell).
- The Cowboys return four starters from last season's squad that returned OSU to the postseason and have added four key transfers with ambitions of pushing past the NCAA Round of 32. Setting its sights on a deep run in March, Oklahoma State returns 73 percent of its points from a year ago, 94 percent of its offensive rebounds and 74 percent of its assists.
- Oklahoma State is set to compete in 17 games against 2021 NCAA Tournament foes.

Facing Kansas State - Here's The Scout

- Oklahoma State returns home this weekend for its alumni game against Kansas State on Saturday on ESPN. Tip is set for 1 p.m. with Ted Emrich and King McClure on the call.
- More than 80 former Cowboys, representing each decade starting in the 1950s, are set to return Saturday for the alumni game.
- In the first meeting between the two, Nijel Pack ran down a long in-bounds pass, then found open space at the top of the key to bury a game-winning 3-pointer with 2.2 seconds left to give Kansas State a hard-fought 71-68 win over Oklahoma State.
- The game was tied four times in the final 6:46 after Mark Smith pulled Kansas State even at 62-62 with a three-point play. Smith tied the game again at 64-64 with a pair of free throws and at 66-66 on a jumper with 2:14 left.
- Bryce Thompson drew a foul while the Cowboys worked for a go-ahead field goal with 38 seconds remaining, but missed the first free throw and Smith grabbed the rebound. Markquis Nowell's 3-point attempt rimmed in and out with 12 seconds left, but Pack tied up the rebound and Kansas State retained possession.

The Conference Wins - Trends And Points

- Oklahoma State earned its first ranked win, and conference victory, with a 64-51 win over No. 14 Texas inside Gallagher-Iba Arena. The Pokes led from start to finish as they held Texas to its lowest scoring outing of the season at the time.
- OSU earned its second ranked win, and Big 12 victory, with a 61-54 win over No. 1 Baylor in Waco. Bryce Thompson recorded a, at the time, career-best 19 points to help lead the Cowboys to their first road win over the No. 1 team in the country in program history.
- The Cowboys earned Big 12 win No. 3 over TCU, 57-56, as Oklahoma State forced TCU into 22 turnovers, the most turnovers for a Cowboy opponent in a Big 12 game this season.
- Win No. 4 came thanks to a 64-55 win over Oklahoma. The Pokes had 41 points from Oklahoma natives in the in-state victory as they held OU to its lowest scoring outing in the series since 2004 when OSU won 65-52 in Norman to sweep the season series that year for the first time since the 1998 squad.
- Win No. 5 came thanks to an 81-58 victory last Saturday over West Virginia as the Cowboys out-rebounded WVU by 24 on their way to their largest margin of victory in the series.
- In those five wins, OSU has outscored its foes by 37 in the second half and held them to just a 34.7 shooting percentage from the field.
- The defense has caused all sorts of issues in those five games, forcing 7.8 steals per win with 5.6 blocks. To add to their success, the defensive units have held the five teams to 28.6 percent from behind the arc.
- A common theme? None of the five Big 12 foes OSU has taken down have scored 60 points. Three have scored 55 or less.
- Individually it's been Bryce Thompson taking on the scoring effort as he's averaged 11.2 points.

The Last 5

- Avery Anderson III and Bryce Thompson have led the scoring effort over the past five games as Anderson has posted 12.6 points per game while Thompson has averaged 12.2.
- On the boards it has been Moussa Cisse leading the charge with 7.0 per game.
- Anderson has been a problem on the defensive side of the ball for opposing teams as he has recorded seven steals during the five games.
- During the stretch in which OSU has posted a 2-3 record, finishes haven't been the issue. OSU has outscored its five foes 191-163 in the second half (+28). The Cowboys have struggled at times in the first half, where they have been outscored 174-157 (-17) during the first 20 minutes of action.

Through 25 - Coming Down The Home Stretch

- Oklahoma State moved to 12-13 on Monday with a loss to Kansas on Big Monday in Lawrence at Allen Fieldhouse.
- OSU finds itself in the middle of its final eight games, a stretch in which it has famously shined under head coach Mike Boynton. The Cowboys finished last season 6-2 in the final eight games with wins over ranked teams such as Texas Tech, Oklahoma (in Norman and Stillwater) and West Virginia (on the road).
- The same stretch in 2020? OSU went 6-2 with notable wins over Texas Tech, OU and Texas.

Kansas State At A Glance

Record: 14-11 (6-7 Big 12)

Leading scorer: Nijel Pack (17.5)

Leading rebounder: Mark Smith (8.5)

Leader in assists: Markquis Nowell

Streak coming into game: W2

Record in road games: 5-4

Head coach: Bruce Weber

2021-22 Big 12 Standings

School	Big 12	Overall
Kansas	10-2	21-4
Texas Tech	9-4	20-6
Baylor	9-4	21-5
Texas	8-5	19-7
Kansas State	6-7	14-11
TCU	5-6	16-7
Oklahoma State	5-8	12-13
Oklahoma	4-9	14-12
Iowa State	4-9	17-9
West Virginia	3-9	14-11

*as of 2/17

2021-22 Team NCAA Ranks

Category	NCAA Rank	B12 Rank	Stat
3 Pt FG Defense	139	10	32.6
3-Point Field Goals / Game	331	10	5.3
3-Point Field-Goal %	328	10	29.7
Assist Turnover Ratio	282	9	0.87
Assists / Game	198	9	12.9
Blocked Shots / Game	20	1	5.2
Defensive Rebounds / Game	209	5	24.9
Fewest Turnovers	311	9	370
Field-Goal %	197	6	43.8
Field-Goal %Defense	29	2	39.9
Free Throws Made	111	5	333
Free-Throw %	305	10	67
Offensive Rebounds / Game	67	3	11.6
Rebound Margin	190	7	0.6
Scoring Defense	117	8	66.9
Scoring Margin	178	9	2.6
Scoring Offense	221	5	69.5
Steals / Game	17	2	9.2
Total Rebounds / Game	111	5	36.5
Turnover Margin	82	7	1.8
Turnovers / Game	317	10	14.8

*as of 2/17

Win/Loss Difference

Category	Wins	Losses	Difference
Opposing field goal percentage	36.7	42.9	6.2
Opposing turnovers per game	18.3	15.0	3.3
OSU blocks per game	6.9	3.9	3.0
OSU rebounds per game	39.3	34.0	5.3
OSU points per game	76.1	63.5	12.6
OSU steals per game	10.3	8.2	2.1

GAME NOTES

Alumni Game

Alumni Returning For K-State

Joe Adkins	1996-2000
Ray Alford	1984-1987
Rick Anderson	1982-1985
Anthony Andrews	1983-1986
Lo Andrews	1979-1983
Mo Baker	2000-2002
Les Berryhill	1962-1967
Blaine Booher	2008-2009
Jamaal Brown	2005-2007
Dennis Burbank	1989-1991
Zac Cazzelle	1996-2000
Arlen Clark	1955-1959
Matt Clark	1978-1983
Leroy Combs	1979-1983
Mark Connolly	1978-1981
Raymond Crenshaw	1980-1984
Chuck Davis	1986-1990
Terry Dean	1968-1972
Byron Eaton	2005-2009
Cecil Epperley	1959-1962
Terry Faggins	1984-1986
Bill Fisher	1964-1967
Ray Fuller	1958-1959
Chris Gafney	1986-1990
Don Garner	1954-1956
Olus Holder	1974-1978
Andy Hopson	1972-1975
Skip Iba	1962-1966
Gene Johnson	1961-1966
Earl Jones	1989-1993
Stephen King	1970-1971
Kevin Leonard	1968-1970
Don Linsenmeyer	1959-1964
Brad Livingstone	1978-1982
Bryndon Manzer	1992-1994
Desmond Mason	1996-2000
Jason Miller	2001-2004
Marshall Moses	2007-2011
Andre Owens	1994-1996
Roshon Patton	1985-1987
Aaron Pettway	2004-2006
Michael Philpott	1990-1992
Maurice Poole	1957-1958
John Potter	1989-1991
Ronnie Rainey	1987-1988
Christien Sager	2011-2015
Charles Savell	1965-1969
Ward Sherrill	1964-1967
Nick Sidorakis	2007-2011
Jason Skaer	1994-1996
Kendall Smith	2017
Dick Soergel	1956-1960
Mitchell Solomon	2014-2018
Fred Utter	1966-1967
Scott Warner	2006-2009
Tommy Warner	1994-1998
Lindy Waters	2016-2020
Alex Webber	1996-2000
Donnie Wheeler	1967-1971
Charles Williams	1982-1985
Andre Williams	1999-2003
Victor Williams	1999-2003
Mel Wright	1954-1957
Randy Wright	1977-1981

Defense First - Because It Wins Games

- Oklahoma State has allowed just 11 of its 25 foes to score more than 70 points in a game and has delivered the 13th-best adjusted defensive efficiency, according to Kenpom.
- A big point of that has been turnovers. OSU has forced a turnover on 23.4 percent of defensive possessions, which comes in at 17th-best in the country. If teams haven't turned the ball over first, they're also getting blocked on 15.1 percent of their possessions, the 12th-most in the country.
- But don't expect things to get any easier without a turnover or blocked shot. OSU hasn't given up many easy looks inside the three-point line, leading to teams shooting 44.9 percent from inside the arc, the 21st-lowest percentage in the country according to Kenpom.

Tough Stretch - But We Wouldn't Have It Any Other Way

- According to Kenpom's rankings, OSU faced the No. 55 (Wichita State), No. 30 (Xavier), No. 157 (Cleveland State), No. 5 (Houston), No. 4 (Kansas), No. 14 (Texas), No. 41 (West Virginia), No. 18 (Texas Tech), No. 2 (Baylor), No. 61 (TCU), No. 15 (Texas), No. 32 (Iowa State) and No. 47 (Oklahoma) teams in the country during one singular stretch this year.
- OSU is set to finish the year against eight teams inside the top-60, according to KenPom.
- A month ago, Oklahoma State traveled 3,269 miles between Monday and Saturday night following the trip home from Waco. The Cowboys left Monday afternoon for Morgantown and did not return to campus until Saturday night around 9 p.m.

Single Game Records Taken Down And Top Performances So Far

- The Cowboys 43-point victory on opening night against UT-Arlington was the largest since the 51-point victory vs. Southeastern Louisiana on 12/29/19.
- The Cowboys were able to finish the first half with a 43-14 lead in that game. The 29-point lead matches the 12th largest halftime lead in school history and the largest since 2016.
- Oklahoma State logged 11 steals in the first half against Prairie View A&M on 11/14, which tied for the third most in a half in school history and was the most since 11/23/16 vs. Georgetown.
- Oklahoma State had six total players score in the double-digits against Charleston on 11/22, which marked the first time this season and the first time since Iowa State in January of 2020.
- The Cowboy centers made their impact known in that game on the defensive end as Moussa Cisse recorded a career high in blocks with six and Kalib Boone recorded five of his own. The team as whole totaled 16 blocks, which is the most in all of college basketball this year and tied the school record set in 1989 vs. Oklahoma.
- Bryce Williams recorded a career-high in points with his 29 and a career high in three-pointers made with five in the win over Cleveland State on 12/13. Avery Anderson III also posted 29. This marked the first time OSU had two 20-point scorers since Anderson and Cade Cunningham did it against Baylor in the Big 12 tournament last season on March 12, 2021.
- Keylan Boone posted a career best in three-point baskets made and points scored in a game in the 64-51 victory over No. 14 Texas on Jan. 8, 2022.
- Bryce Thompson recorded a, at the time, career-best 19 points in the win over No. 1 Baylor on 1/15 in Waco. The win was OSU's first over the No. 1 team in the country on the road in program history. The Cowboys were 0-4 on the road against the top-ranked team prior to that win.
- OSU recorded eight blocks as a team against TCU on 1/19 and later against OU on 2/5 - the most for the Cowboys in a Big 12 game this season.

The New Sheriffs In Town

- 2021 American Athletic Conference Freshman of the Year and former five-star big man Moussa Cisse certainly stands out in this year's group of newcomers. Listed at 7-0 and a springy 225 pounds, Cisse started every game for Memphis as a freshman in 2020-21 and helped lead the Tigers to the NIT Title.
- Joining Cisse is 2020 McDonald's All-American and former Kansas standout Bryce Thompson. A unanimous five-star talent, he finished his time at Tulsa's Booker T. Washington High School as the nation's No. 19 recruit according to *Rivals*. He comes to Stillwater as the seventh-highest rated Cowboy signee in the recruiting rankings era (since 2003).
- Former Texas Tech Red Raider and four-star recruit Tyreek Smith will be complementing the duo. The 2021 Academic All-Big 12 Conference selection was the 2018 TAAAPS 5A Player of the Year for Trinity Christian High School in the Dallas/Fort Worth Metroplex, where he averaged 17.9 points, 12.3 rebounds and 3.0 blocks per game as a senior.
- Rounding out the highly-anticipated class is Woody Newton. A former *Rivals* four-star recruit out of District Heights, Maryland, Newton is coming off a freshman campaign at Syracuse in which he posted a 46.4 shooting percentage, 38.9 percent clip from 3-point and averages of 3.5 points.

Clutch Cowboys

- Oklahoma State was a perfect 4-0 in overtime games last year, started 2-1 this year after the loss to Iowa State on Wednesday night in Gallagher-Iba Arena and has won nine of its last 11 OT games dating back to 2016.
- Last year's mark tied for the most overtime games in a season in program history, and the perfect 4-0 record in extra sessions equaled the marks set by the 2006-07, 1982-83 and 1964-65 squads.
- Mike Boynton and the Cowboys are 8-2 in OT games during his career.

GAME NOTES

ICE X 4 = 1K

- With five games left in his fourth year as a Cowboy, senior Isaac Likekele is just 13 points away from reaching 1,000 career points.
- In doing so, he would become just the 44th player in program history to reach the 1,000-point mark and the first to do so since Lindy Waters III and Cameron McGriff in 2020.
- Likekele needs to average 2.6 points over the next five games to reach the mark.
- Some of the notable 1,000-point scorers in program history include Byron Houston (leading scorer in OSU history with 2,379 career points), Bryant "Big Country" Reeves, Desmond Mason, Bob Kurland, Phil Forte, Randy Rutherford, Ivan McFarlin, Keiton Page, Byron Eaton, John Lucas and current Boston Celtic Marcus Smart.

Big Monday Cowboys

- Next week's game against Baylor will be OSU's 53rd Big Monday contest as the Cowboys hold a 22-30 record all-time in the contest.
- OSU went 2-2 in Big Monday games last season with wins over Oklahoma and Texas Tech after going 0-3 the year before.
- The Cowboys are 2-6 under head coach Mike Boynton in the Big Monday contest.
- Oklahoma State dropped its first Big Monday game of the year this week at Kansas.

A Season For The Books

- Armed with hoops sensation and Consensus First Team All-American Cade Cunningham, the new era of Oklahoma State basketball announced its presence on the national stage last year.
- The Cowboys took down a school record nine ranked squads, advanced to the Big 12 Championship title game for the first time since 2005 and earned a No. 4 seed in the NCAA Tournament.
- OSU logged its first victory in the Big Dance since 2009 and saw a slew of postseason awards arrive in Stillwater.
- OSU ended the year ranked No. 11 in the Associated Press top-25, which is the team's highest spot in the final rankings since 2005.

Historic Run

- Oklahoma State's win over No. 2/2 Baylor in the Big 12 Championship semifinals was their sixth ranked win in a 19-day span last season.
- According to ESPN Stats & Info, that is the second-shortest span for six ranked wins in the AP Poll era (since 1948-49) behind only UConn's magical run to the 2011 NCAA title that included six ranked wins in an 18-day span.
- On Feb. 13, the Cowboys were unranked, but then won eight of nine games and rose to No. 11 in the AP top-25.
- In that nine-game span, OSU took down four top-10 teams, and four of those wins came away from home. OSU shot 50.0 percent from the floor during that run, and Cade Cunningham averaged 23.9 points, 6.8 rebounds and 3.8 assists per game on 50.4 percent shooting.

Avery On The Scene

- Avery Anderson III used his speed and instincts to become a force in the Big 12 and a legitimate scoring threat for the Cowboys last year.
- The then sophomore earned All-Big 12 Championship Team honors after helping lead the Cowboys to the title game. Anderson posted 17 points in the win over No. 10 West Virginia and 20 points in the win over No. 2 Baylor.
- He announced his presence with a 31-point game at No. 6 West Virginia. Anderson posted three 20-plus point scoring performances over the last six contests, and averaged 19.2 points on 52.6 percent shooting over that stretch.

An Oklahoma State Win Would...

- Improve the Cowboys to 13-13 heading into their final four games of the year.
- Tie the season series at 1-1 between OSU and Kansas State.
- Be OSU's fifth in its last six games in the series against the Wildcats.

Streaks and Trends

- OSU has made at least one three-pointer in 722 consecutive games dating back to Jan. 13, 2001, which is the 24th longest current streak in college basketball.
- Isaac Likekele has recorded a rebound in 118-straight games dating back to his freshman year and has recorded an assist in 59-consecutive games, as well.
- Avery Anderson III has reached double figures in scoring three-straight games. It's tied for his longest stretch of the year after also doing so the Wichita State, Xavier and Cleveland State games.

THE COWBOYS IN GALLAGHER-IBA ARENA

	W	L	Win %
Overall	835	249	77.0%
Non-Conference	446	54	89.2%
Non-Con Since 1989	231	14	94.3%
Conference	388	194	67.0%
Big 12	148	66	69.2%

Noting The Program

The Oklahoma State basketball program has a proud history that includes the following:

- 29 NCAA tournament appearances
- Two NCAA championships (1945 and 1946)
- Six Final Fours
- 11 Elite Eights
- 11 Sweet 16s
- 21 Conference Championships
- 35 All-America Selections
- Ten consensus All-Americans
- Eight conference players of the year
- 29 players in the NBA

MOST NCAA CHAMPIONSHIPS

1.	11	UCLA
2.	8	Kentucky
3.	6	North Carolina
4.	5	Duke
	5	Indiana
6.	4	Connecticut
7.	3	Kansas
	3	Villanova
9.	2	Oklahoma State
	2	Cincinnati
	2	Florida
	2	Michigan State
	2	North Carolina State
	2	San Francisco
	2	Louisville

MOST FINAL FOUR APPEARANCES

1.	20	North Carolina
2.	17	UCLA
	17	Kentucky
4.	16	Duke
5.	14	Kansas
6.	10	Ohio State
	10	Michigan State
8.	9	Louisville
9.	8	Indiana
10.	6	Oklahoma State
		Arkansas
		Cincinnati
		Syracuse

NAISMITH HALL OF FAMERS

Bob Kurland	Enshrined in 1961
Mr. Henry Iba	Enshrined in 1969
Don Haskins	Enshrined in 1997
Bill Self	Enshrined in 2017
Eddie Sutton	Enshrined in 2020

COLLEGE BASKETBALL HALL OF FAMERS

Don Haskins	Inducted in 2006
Mr. Henry Iba	Inducted in 2006
Bob Kurland	Inducted in 2006
Eddie Sutton	Inducted in 2011

STARTERS / SPECIALTY STATS / MISCELLANEOUS

2021-22 SPECIALTY STATS

Opponent	OKLAHOMA STATE					OPPONENTS				
	Paint	Off/TO	2nd	Brk	Bench	Paint	Off/TO	2nd	Brk	Bench
UT-Arlington	44	34	20	28	45	28	10	8	6	18
Oakland	40	19	6	17	25	26	15	9	2	6
PVA	30	28	7	31	39	20	9	14	17	39
UMass-Lowell	44	21	8	19	34	24	19	7	9	23
NC State	42	15	13	32	56	24	13	13	15	5
Charleston	50	34	8	18	43	18	16	12	19	18
ORU	56	13	18	14	47	26	10	10	7	8
Wichita State	20	15	6	12	12	36	25	7	15	34
Xavier	26	12	11	7	28	22	15	12	15	20
Cleveland State	48	25	19	25	22	52	17	16	11	27
Houston	28	18	19	19	14	22	20	10	12	6
Kansas	38	11	16	4	30	30	16	10	8	25
Texas	22	18	5	9	26	20	8	6	4	24
West Virginia	28	14	8	16	16	28	10	8	8	19
Texas Tech	20	10	8	2	21	30	20	11	6	18
Baylor	26	18	7	21	18	18	6	14	7	24
TCU	22	12	15	7	19	22	14	17	4	19
Texas	30	21	8	18	18	16	7	4	9	5
Iowa State	32	21	3	16	15	18	18	11	2	30
Florida	32	16	13	22	25	12	23	11	29	17
Kansas State	28	17	7	12	13	30	15	12	7	5
Oklahoma	34	13	6	8	26	32	12	15	4	10
TCU	44	18	7	11	17	28	8	14	21	14
West Virginia	40	11	15	11	22	16	10	6	13	26
Kansas	38	11	8	8	22	28	14	9	11	5
Totals	862	445	261	387	653	626	350	266	261	445
Averages	34.5	17.8	10.4	15.5	26.1	25.0	14.0	10.6	10.4	17.8

Week-By-Week In The Rankings

Week	Nov. 9	Nov. 29	Dec. 7	Dec. 14	Dec. 28	Jan. 4	Jan. 11	Jan. 17
AP Poll	RV	--	--	--	--	--	--	--
Coaches	RV	--	--	--	--	--	--	--
N.E.T.	--	--	62	67	75	77	68	48
KenPom	32	38	45	49	52	56	56	50

OSU's Largest ...

Overall win... 43 (11/9 vs. UT-Arlington)
 Overall loss... 21 (1/13 at Texas Tech)
 Overall lead... 46 (11/9 vs. UT-Arlington)
 Overall deficit... 26 (2/14 at Kansas)
 Overall deficit overcome... 9 (two times)
 Overall Lead conceded... 16 (1/29 at Florida)
 Largest scoring run... 16-0 (three times)
 Largest scoring run allowed... 13-0 (1/22 at Texas)
 Halftime lead... 29 (11/9 vs. UT-Arlington)
 Halftime lead conceded... 13 (1/29 at Florida)
 Halftime deficit... 15 (1/13 at Texas Tech)
 Halftime deficit overcome... 7 (2/5 vs. Oklahoma)

Misc. Statistics

Double-Doubles	Avery Anderson III	2
Moussa Cisse	3	
Isaac Likekele	1	
Total		85
Average		3.2
Dunks		
Keylan Boone	3	
Moussa Cisse	27	
MA-Moncrieffe	13	
Bryce Thompson	6	
Rondel Walker	2	
Kalib Boone	23	
Tyreek Smith	7	
Bryce Thompson	1	
Bryce Williams	1	
Record By Uniform		
Orange	4-2	
White/Cowboys	4-3	
White/Cursive	1-2	
Blue	2-0	
Black	1-4	
Gray	0-2	

Boynton by Opponent

Arkansas	1-1	Prairie View A&M	1-0
Austin Peay	1-0	Pittsburgh	1-0
Baylor	3-7	South Carolina	1-0
Central Arkansas	1-0	Southeastern La.	1-0
Cleveland State	1-0	Stanford	1-0
Charlotte	1-1	Syracuse	1-0
Charleston	3-0	TCU	3-8
Georgetown	0-1	Texas	5-6
Houston	1-2	Texas A&M	1-1
Houston Baptist	1-0	TAMU-Corpus Christi	1-0
Iowa State	6-4	UT Arlington	2-0
Kansas	3-8	UTSA	1-0
Kansas City	1-0	Texas Southern	1-0
Kansas State	4-5	Texas Tech	4-5
Florida	0-1	UMass-Lowell	1-0
Florida Gulf Coast	1-0	UTRGV	1-0
Florida State	1-0	Tulsa	1-1
Liberty	1-0	Villanova	0-1
LSU	1-0	Western Kentucky	0-1
Marquette	1-0	West Virginia	6-5
Memphis	1-0	Western Michigan	1-0
Minnesota	0-2	Wichita State	1-3
Mississippi	1-0	Xavier	0-1
Mississippi Valley St.	1-0	Yale	1-0
NC State	1-0	Total	84-71 (.542)
Nebraska	0-1	Non-Con	46-22 (.676)
Oakland	1-1	Big 12	36-49 (.424)
Oklahoma	6-4	Home	51-27 (.654)
Oral Roberts	4-0	Road	20-35 (.364)
Oregon State	0-1	Neutral	13-9 (.571)
Pepperdine	1-0	Postseason	7-5 (.583)

RECORDS WATCH / OSU'S RECORD WHEN ...

Records Watch

Assists in a Career

1.	793	8.2	Doug Gottlieb (1997-2000)
2.	545	4.0	Byron Eaton (2005-09)
3.	432	3.9	Matt Clark (1978-83)
4.	430	3.4	Joe Adkins (1996-2000)
5.	429	4.0	Isaac Likekele (2018-Pr.)
6.	427	4.0	Randy Wright (1977-81)
7.	420	3.3	Darwyn Alexander (1988-92)
8.	397	6.3	Andre Owens (1994-96)
9.	356	3.5	JamesOn Curry (2004-07)
10.	349	2.7	Corey Williams (1988-92)

Assists per game in a Career (Min 100)

5.	5.4	339	Brooks Thompson (1992-94)
6.	5.0	264	Eddie Hannon (1980-82)
7.	4.9	108	Jawun Evans (2015-17)
8.	4.8	287	Marcus Smart (2012-14)
9.	4.6	137	John Starks (1987-88)
10.	4.5	295	Sean Sutton (1990-92)
11.	4.3	293	John Lucas (2003-05)
12.	4.0	429	Isaac Likekele (2018-Pr.)
	4.0	427	Randy Wright (1977-81)
	4.0	545	Byron Eaton (2005-09)

Steals in a Career

5.	169	2.7	Brooks Thompson (1992-94)
6.	167	1.3	Darwyn Alexander (1988-92)
7.	164	1.2	Phil Forte (2012-2017)
8.	159	1.3	Byron Houston (1988-92)
9.	158	1.7	Victor Williams (2000-03)
	158	1.2	Desmond Mason (1996-2000)
10.	157	1.5	Isaac Likekele (2018-Pr.)

Steals per game in a Career (Min 60)

10.	1.7	158	Victor Williams (2000-03)
	1.7	99	Maurice Baker (2000-02)
12.	1.5	82	Jawun Evans (2015-17)
	1.5	143	Doug Gottlieb (1997-2000)
	1.5	157	Isaac Likekele (2018-Pr.)
15.	1.4	155	Matt Clark (1978-83)
	1.4	95	Daniel Bobik (2003-05)
	1.4	130	Melvin Sanders (2000-03)

Minutes per game in a Career

15.	31.9	2,295	Victor Williams (2000-03)
17.	31.6	1,769	Win Case (1983-85)
18.	31.4	3,424	Isaac Likekele (2018-Pr.)

Field Goal Percentage in a Career (Min 200 FGM)

1.	59.8	Kalib Boone (2019-Pr.)	222-371
2.	58.5	Bryant Reeves (1991-95)	874-1495
3.	58.4	Ivan McFarlin (2001-05)	608-1041
4.	56.8	Royce Jeffries (1986-90)	406-715
5.	56.5	Alex Webber (1996-2000)	203-359
6.	55.7	Mario Boggan (2005-07)	424-761

Blocks in a Career

10.	111	0.8	Mitchell Solomon (2014-18)
11.	101	1.0	Marcus Dove (2004-08)
12.	99	1.2	Kalib Boone (2019-Pr.)
13.	92	0.7	Desmond Mason (1996-2000)

Points In A Career

40.	1,022	Tony Allen (2002-04)	15.3
41.	1,021	K.C. Kincaide (1972-75)	13.3
42.	1,020	Marshall Moses (2007-11)	8.4
43.	1,019	Joey Graham (2003-05)	15.0
--	987	Isaac Likekele (2018-Pr.)	9.1

Steals per game in a Season (Team)

1.	9.2	230	2021-22
2.	9.0	271	1988-99
3.	8.9	286	2002-03
4.	8.6	249	1997-98
5.	8.6	231	1995-96

Blocks in a Season (Big 12 only)

6.	1.6	29	Michael Cobbins (2015)
7.	1.6	25	Ivan McFarlin (2005)
8.	1.5	24	Markel Brown (2011)
9.	1.5	18	Mousaa Cisse (2022)

TOP PERFORMANCES

20-point performances in 2021-22

Avery Anderson (3)
12/5/21 - Xavier
12/13/21 - Cleveland State
1/26/22 - Iowa State

Bryce Thompson (2)
1/22/22 - Texas
2/2/22 - Kansas State

Bryce Williams (2)
11/26/21 - ORU
12/13/21 - Cleveland State

10-rebound games in 2021-22

Matthew-Alexander Moncrieffe (1)
12/1/21 - Wichita State

Isaac Likekele (1)
1/4/22 - Kansas

Moussa Cisse (3)
11/9/21 - UT Arlington
11/16/21 - UMass Lowell
2/12/22 - West Virginia

OSU's Record When

	2021-22	Boynton Era
Overall	12-13	84-71
Big 12 Conference games only	5-8	36-49
Non-Conference games only	7-5	46-22
Home games	8-5	51-27
Away games	2-7	20-35
Neutral games	2-1	13-9
vs. AP Top 25	2-6	19-30
vs. KenPom Top 50	3-9	31-57
vs. KenPom 51-100	3-3	14-11

Leading at halftime	11-4	67-18
Tied / Trailing at halftime	1-9	17-53

Shooting 50 percent or better	3-0	22-3
Shooting less than 50 percent	9-13	62-67
Shooting same/better than opponent	10-8	71-19
Shooting worse than opponent	2-5	13-51
Opp. shoots 50 pct. or better	2-1	4-21
Opp. shoots less than 50 pct.	11-11	36-40
Opp. shoots less than 40 pct.	10-4	55-13

Out-rebounding opponent	6-6	54-20
Opp. has more/same # of rebounds	6-7	30-51

Committing fewer TOs than opponent	9-5	47-34
Committing more or same # of TOs	3-8	37-37

Forced less than 10 turnovers	0-1	3-15
Forced 10-14 turnovers	4-4	39-28
Forced 15-19 turnovers	4-7	32-22
Forced 20-plus turnovers	4-1	11-6

Making more FTs than opponent	9-4	68-16
Making fewer or same # of FTs	3-9	26-55

Scoring 80-89 points	3-1	29-8
Scoring 90-99 points	2-0	5-0
Scoring 100-plus points	--	2-0

Opponent scores less than 50 points	1-0	5-0
Opponent scores less than 60 points	8-2	3-4
Opponent scores less than 70 points	9-3	37-12
Opponent scores less than 80 points	10-10	31-33
Opponent scores 80-plus points	1-2	6-22
Opponent scores 90-plus points	1-0	2-3
Opponent scores 100-plus points	--	0-1

Final Margin: 1-3 points	2-3	12-13
4-6 points	2-3	18-11
7-10 points	2-3	18-14
11-15 points	3-3	13-18
16-19 points	--	9-6
20-plus points	3-1	14-9

National television		
CBS	1-0	3-3
ABC	--	2-1
CBS Sports	1-0	2-1
ESPN	1-1	10-7
ESPN2	2-5	14-24
ESPNU	0-3	16-17
ESPNNews	--	2-3
FloHoops	1-0	1-0
Longhorn Network	--	0-2
Fox Sports 1 / 2	--	2-0
FSN / FCS	--	12-2
Big Ten Network	--	0-2
TNT/TBS	--	1-1
ESPN+ / ESPN3	5-4	17-8
Miscellaneous		
Oklahoma State's all-time record		1,710-1,214
OSU's record in GIA		835-249
Consecutive Games With 3-Pointer		722

PLAYER SPOTLIGHT

O AVERY ANDERSON III

Guard • 6-3 • 170 • Junior • Justin, Texas • Northwest HS



- Earned All-Big 12 Championship Team honors after helping lead the Cowboys to the title game. Anderson posted 17 points in the win over No. 10 West Virginia and 20 points in the win over No. 2 Baylor.
- Burst onto the national scene by powering OSU to a win at No. 6 West Virginia with a career-high 31 points on 11-of-14 shooting. The 31 points tied for the fourth most by a Big 12 player in 2020-21.
- Anderson got strikingly better as the season progressed. The sophomore posted three 20-plus point scoring performances over the last six contests, and averaged 19.2 points on 52.6 percent shooting over that stretch.
- Named Academic All-Big 12 and a CoSIDA First Team Academic All-District 7 selection.
- For the season, he ranked second on the squad with 12.2 points per game, which was 23rd among all Big 12 players.
- One of the nation's most improved players, Anderson essentially tripled his scoring output from his freshman season from 4.2 to 12.2 points per game, and saw his shooting percentages increase exponentially.
- A pest on the defensive end of the floor, Anderson ranked seventh in the Big 12 with 1.48 steals per game.
- Ranked fifth in the Big 12 with a free throw clip of 83.9 percent (78-of-93).
- Ended his sophomore season ranked 10th in school history in career free throw percentage with a mark of 82.8 percent (106-of-128).
- Racked up a career-best 10 rebounds in the double-overtime win over No. 6 Texas. Also added 16 points for his first career double-double outing.
- In all, Anderson tallied 17 double-digit scoring games, including nine of his final 10 games.
- Led the Cowboys in scoring with 21 points in OSU's NCAA Tournament opening round win over Liberty.
- Finished the season ranked third on the roster in plus/minus with a mark of +87 (+3.6 per game, +4.6 per 40).
- Averaged 30.5 minutes per game, and added 4.0 rebounds, 2.0 assists and 0.3 blocks per game for the Cowboys.
- Took three charges on the season, which ranked second among all Cowboys

2021-22 GAME-BY-GAME STATS

Opponent	Date	GS	MIN	Total		3-Pointers		Free throws		Rebounds				PF	A	TO	BLK	STL	PTS	AVG	
				FG-FGA	PCT	3FG-3FGA	PCT	FT-FTA	PCT	OFF	DEF	TOT	AVG								
UT Arlington	11/09/2021	*	26:11	4-10	.400	3-5	.600	2-2	1.000	0	4	4	4.0	0	5	3	1	3	13	7.5	
Oakland	11/12/2021	*	19:01	1-6	.167	0-2	.000	0-0	.000	1	0	1	2.5	5	3	5	0	3	2	13.0	
Prairie View	11/14/2021	*	21:58	0-5	.000	0-1	.000	6-8	.750	0	1	1	2.0	1	0	4	0	0	6	7.0	
vs UMass Lowell	11/16/2021	*	25:49	5-9	.556	0-1	.000	1-2	.500	0	2	2	2.0	2	0	2	1	2	11	8.0	
vs NC State	11/17/2021	*	29:19	1-8	.125	0-2	.000	2-3	.667	1	2	3	2.2	3	2	2	1	2	4	7.2	
Col. of Charleston	11/22/2021	*	20:55	6-9	.667	1-2	.500	2-2	1.000	1	1	2	2.2	3	2	2	0	2	15	8.5	
at Oral Roberts	11/26/2021	*	17:17	3-8	.375	0-2	.000	0-1	.000	2	0	2	2.1	1	0	1	0	2	6	8.1	
Wichita St.	12/01/2021	*	34:37	6-13	.462	3-6	.500	2-4	.500	0	2	2	2.1	1	2	6	0	2	17	9.3	
Xavier	12/05/2021	*	33:02	10-18	.556	3-6	.500	3-4	.750	1	4	5	2.4	3	3	2	0	2	26	11.1	
Cleveland St.	12/13/2021	*	34:30	11-15	.733	1-4	.250	6-8	.750	0	4	4	2.6	2	3	5	0	4	29	12.9	
vs Houston	12/18/2021	*	32:31	3-9	.333	1-4	.250	2-2	1.000	0	3	3	2.6	2	0	3	0	1	9	12.5	
Kansas	01/04/2022	*	20:27	2-9	.222	1-4	.250	0-0	.000	0	0	0	2.4	3	1	2	0	2	5	11.9	
Texas	01/08/2022	*	32:26	2-8	.250	1-1	1.000	3-5	.600	0	6	6	2.7	1	4	1	0	3	8	11.6	
at West Virginia	01/11/2022	*	27:04	3-13	.231	0-5	.000	3-5	.600	1	6	7	3.0	4	1	5	0	2	9	11.4	
at Texas Tech	01/13/2022	*	24:53	0-6	.000	0-0	.000	2-2	1.000	1	1	2	2.9	2	3	3	0	1	2	10.8	
at Baylor	01/15/2022	*	27:24	1-3	.333	0-1	.000	1-2	.500	0	4	4	3.0	4	2	2	0	1	3	10.3	
TCU	01/19/2022	*	29:43	4-9	.444	1-2	.500	3-4	.750	0	2	2	2.9	1	1	3	1	3	12	10.4	
at Texas	01/22/2022	*	26:37	1-5	.200	0-0	.000	1-2	.500	0	1	1	2.8	3	2	2	0	2	3	10.0	
Iowa St.	01/26/2022	*	40:09	9-16	.563	5-11	.455	11-13	.846	0	3	3	2.8	4	5	2	0	2	34	11.3	
at Florida	01/29/2022	*	20:36	3-8	.375	1-4	.250	2-2	1.000	0	2	2	2.8	3	1	2	0	0	9	11.2	
at Kansas St.	02/02/2022	*	26:54	3-5	.600	1-1	1.000	2-2	1.000	0	3	3	2.8	2	7	1	0	1	9	11.0	
Oklahoma	02/05/2022	*	28:37	3-7	.429	1-2	.500	0-0	.000	0	4	4	2.9	3	2	4	2	4	7	10.9	
at TCU	02/08/2022	*	28:15	5-13	.385	3-5	.600	1-2	.500	0	2	2	2.8	4	2	3	0	1	14	11.0	
West Virginia	02/12/2022	*	30:03	4-13	.308	0-5	.000	10-12	.833	0	7	7	3.0	3	2	2	0	1	18	11.3	
at Kansas	02/14/2022	*	34:19	5-15	.333	1-4	.250	4-6	.667	0	1	1	2.9	2	4	4	1	0	15	11.4	
Totals			25	692:36	95-240	.396	27-80	.338	69-93	.742	8	65	73	2.9	62	57	71	7	46	286	11.4

Player Averages

Games Played	Minutes/game	Points/game	FG Pct	3FG Pct	FT Pct	Rebounds/game	Assists/game	Turnovers/game	Assist/Turnover ratio	Steals/game	Blocks/game
25	27.7	11.4	39.6	33.8	74.2	2.9	2.3	2.8	0.8	1.8	0.3

CAREER STATS

			Field Goals		3-Point		F-Throws		Rebounds				Scoring							
SEASON	TEAM	GP-GS	MIN/AVG	FG-FGA	FG%	3FG-3FGA	3FG%	FT-FTA	FT%	OFF	DEF	TOT	AVG	PF-FO	A	TO	BLK	STL	PTS	AVG
2019-20	OSU	30-4	461/15.4	48-132	.364	2-26	.077	28-35	.800	9	55	64	2.1	63-0	42	55	8	31	126	4.2
2020-21	OSU	27-23	822/30.5	116-244	.475	19-58	.328	78-93	.839	13	96	109	4.0	84-4	54	70	8	40	329	12.2
2021-22	OSU	25-25	693/27.7	95-240	.396	27-80	.338	69-93	.742	8	65	73	2.9	62-1	57	71	7	46	286	11.4
TOTAL		82-52	1975/24.1	259-616	.420	48-164	.293	175-221	.792	30	216	246	3.0	209-5	153	196	23	117	741	9.0

CAREER GAME HIGHS / SUPERLATIVES

Points	34 vs Iowa State, 01/26/22
Rebounds	10 vs Texas, 02/06/21
Field Goals	11, 2X, last vs Cleveland State, 12/13/21
Field Goals Att.	18 vs Xavier, 12/05/21
3-Point FG	5 vs Iowa State, 01/26/22
3-Point FG Att.	11 vs Iowa State, 01/26/22
Free Throws Made	11 vs Iowa State, 01/26/22
Free Throws Att.	13, 2X, last vs Iowa State, 01/26/22
Assists	7 at Kansas State, 02/02/22
Steals	4, 5X, last vs Oklahoma, 02/05/22
Blocks	2, 11X, last vs Oklahoma, 02/05/22
Minutes	44:39 vs Texas, 02/06/21


Miscellaneous

Miscellaneous	Career
Games with 10+ points	29
Games with 20+ points	6
Games with 5+ rebounds	15
Games with 10+ rebounds	1
Games with 3+ assists	19
Games with 2+ steals	27
Games with 2+ blocks	11
Double-Doubles	1
Games led OSU in points	10
Games led OSU in rebounds	4
Games led OSU in assists	7
Games led OSU in steals	23
Games led OSU in blocks	9

PLAYER SPOTLIGHT

1 BRYCE THOMPSON

Guard • 6-5 • 195 • Sophomore • Tulsa, Okla. • Booker T. Washington HS



- Made an immediate impact at Kansas, which was 16-4 in games he played in during the 2020-21 season.
- Earned four starts for the Jayhawks, including his final three games, and recorded a trio of double-digit scoring performances.
- Opened his collegiate career with a 12-point performance against the eventual national runner-up, Gonzaga.
- Also had 11 points on 5-of-6 field goals at Texas, and 11 points on 4-of-8 shooting against Washburn.
- Named a 2020 McDonald's All-American and a unanimous five-star talent following his time at Tulsa's Booker T. Washington High School.
- Thompson is just the fourth player from Tulsa in 43 years to earn a roster spot in the McDonald's All-America game, joining Wayman Tisdale (1982), Lee Mayberry (1988) and Ryan Humphrey (1997).
- Rated the nation's No. 19 recruit according to Rivals.
- 247Sports listed him as the No. 4 combo guard in the country and assigned him a grade of 0.9923, which makes him the seventh-highest rated OSU signee in the recruiting rankings era (since 2003).
- Gatorade Oklahoma Boys Player of the Year following his junior and senior seasons, and he won the 2019 6A state championship.
- In 2020, Thompson helped No. 1 Booker T. Washington advance to the Oklahoma 6A state semifinals before the season was canceled due to the Coronavirus pandemic.
- A do-it-all guard, Thompson averaged 19.6 points, 5.2 assists and 4.5 rebounds per game as a junior, but was able to improve those averages to 24.6 points, 5.9 rebounds and 2.8 assists as a senior.
- Finished his career with 1,945 points, 429 rebounds, 334 assists, 263 3-pointers, 102 steals and a scoring average of 17.8 points per game.
- Unanimous choice for Oklahoma high school player of the year following his senior season. The Oklahoman named him the 2020 Super 5 Player of the Year, which makes him the fifth Cowboy signee since 2018 to earn a spot on the Super 5 roster.

2021-22 GAME-BY-GAME STATS

Opponent	Date	GS	MIN	Total		3-Pointers		Free throws		Rebounds			PF	A	TO	BLK	STL	PTS	AVG		
				FG-FGA	PCT	3FG-3FGA	PCT	FT-FTA	PCT	OFF	DEF	TOT								AVG	
UT Arlington	11/09/2021		25:06	6-12	.500	2-5	.400	0-0	.000	1	2	3	3.0	3	0	2	0	0	14	14.0	
Oakland	11/12/2021		30:30	5-11	.455	1-4	.250	1-2	.500	0	3	3	3.0	1	0	1	0	0	12	13.0	
Prairie View	11/14/2021	*	21:58	1-7	.143	0-2	.000	0-1	.000	1	0	1	2.3	1	0	2	0	1	2	9.3	
vs UMass Lowell	11/16/2021	*	26:12	5-6	.833	0-0	.000	4-6	.667	1	1	2	2.3	1	4	0	0	0	14	10.5	
vs NC State	11/17/2021	*	23:44	1-2	.500	0-0	.000	2-2	1.000	0	5	5	2.8	1	3	1	0	0	4	9.2	
Col. of Charleston	11/22/2021	*	23:10	5-12	.417	4-6	.667	1-2	.500	0	1	1	2.5	0	0	2	0	2	15	10.2	
at Oral Roberts	11/26/2021	*	25:15	4-12	.333	0-4	.000	0-0	.000	0	2	2	2.4	1	0	0	0	0	8	9.9	
Wichita St.	12/01/2021	*	29:44	3-11	.273	1-6	.167	2-2	1.000	0	4	4	2.6	4	1	4	0	1	9	9.8	
Xavier	12/05/2021	*	22:01	3-6	.500	1-3	.333	0-0	.000	0	1	1	2.4	1	0	0	1	1	7	9.4	
vs Houston	12/18/2021	*	06:05	0-2	.000	0-0	.000	0-0	.000	0	0	0	2.2	1	0	0	0	0	0	8.5	
Kansas	01/04/2022		22:40	4-12	.333	0-2	.000	0-0	.000	1	1	2	2.2	0	1	1	1	0	8	8.5	
Texas	01/08/2022	*	27:12	3-8	.375	1-4	.250	0-0	.000	0	1	1	2.1	1	2	1	0	0	7	8.3	
at West Virginia	01/11/2022	*	24:49	2-3	.667	1-1	1.000	0-0	.000	0	2	2	2.1	4	1	1	0	1	5	8.1	
at Texas Tech	01/13/2022	*	27:42	5-11	.455	1-4	.250	3-6	.500	1	2	3	2.1	2	1	2	0	0	14	8.5	
at Baylor	01/15/2022	*	24:57	7-15	.467	1-4	.250	4-4	1.000	0	2	2	2.1	4	1	1	0	2	19	9.2	
TCU	01/19/2022	*	27:40	3-9	.333	1-2	.500	4-4	1.000	0	3	3	2.2	3	1	0	1	1	11	9.3	
at Texas	01/22/2022	*	34:14	8-18	.444	2-5	.400	2-3	.667	0	2	2	2.2	2	2	2	0	2	20	9.9	
Iowa St.	01/26/2022	*	27:46	1-8	.125	0-5	.000	5-6	.833	2	1	3	2.2	3	0	2	0	0	7	9.8	
at Florida	01/29/2022	*	24:48	4-11	.364	4-8	.500	0-2	.000	0	1	1	2.2	4	1	1	0	2	12	9.9	
at Kansas St.	02/02/2022	*	29:53	10-14	.714	0-2	.000	2-3	.667	1	2	3	2.2	1	2	1	0	0	22	10.5	
Oklahoma	02/05/2022	*	17:08	3-3	1.000	0-0	.000	0-0	.000	0	1	1	2.1	4	0	0	0	1	6	10.3	
at TCU	02/08/2022	*	25:06	4-11	.364	0-2	.000	1-2	.500	2	0	2	2.1	1	1	1	0	0	9	10.2	
West Virginia	02/12/2022	*	29:19	3-8	.375	1-2	.500	6-8	.750	0	4	4	2.2	1	2	3	0	1	13	10.3	
at Kansas	02/14/2022	*	25:47	5-12	.417	0-3	.000	1-2	.500	0	2	2	2.2	4	1	2	0	1	11	10.4	
Totals			20	602:46	95-224	.424	21-74	.284	38-55	.691	10	43	53	2.2	48	24	30	3	16	249	10.4

Player Averages

Games Played	Minutes/game	Points/game	FG Pct	3FG Pct	FT Pct	Rebounds/game	Assists/game	Turnovers/game	Assist/Turnover ratio	Steals/game	Blocks/game
24	25.1	10.4	42.4	28.4	69.1	2.2	1.0	1.3	0.8	0.7	0.1

CAREER STATS

				Field Goals		3-Point		F-Throws		Rebounds				Scoring								
SEASON	TEAM	GP-GS	MIN/AVG	FG-FGA	FG%	3FG-3FGA	3FG%	FT-FTA	FT%	OFF	DEF	TOT	AVG	PF-FO	A	TO	BLK	STL	PTS	AVG		
2020-21	KU	20-4	343/17.2	36-102	.353	8-36	.222	11-17	.647	5	25	30	1.5	30-0	22	21	3	7	91	4.6		
2021-22	OSU	24-20	603/25.1	95-224	.424	21-74	.284	38-55	.691	10	43	53	2.2	48-0	24	30	3	16	249	10.4		
TOTAL FOR OSU				24-20	603/25.1	95-224	.424	21-74	.284	38-55	.691	10	43	53	2.2	48-0	24	30	3	16	249	10.4
TOTAL				44-24	946/21.5	131-326	.402	29-110	.264	49-72	.681	15	68	83	1.9	78-0	46	51	6	23	340	7.7

CAREER GAME HIGHS / SUPERLATIVES

Points	22 at Kansas State, 02/02/22
Rebounds	5 vs N.C. State, 11/17/21
Field Goals	10 at Kansas State, 02/02/22
Field Goals Att.	18, at Texas, 01/22/22
3-Point FG	4, 2x, last at Texas Tech, 01/13/22
3-Point FG Att.	6, 3X, last vs Wichita State, 12/01/21
Free Throws Made	7 vs N.C. State, 11/17/21
Free Throws Att.	11 vs N.C. State, 11/17/21
Assists	4 vs UMass Lowell, 11/16/21
Steals	2, 4X, last at Texas, 01/22/22
Blocks	2 vs Iowa State, 02/11/21
Minutes	34:14 at Texas, 01/22/22


Miscellaneous

Miscellaneous	Career
Games with 10+ points	14
Games with 20+ points	2
Games with 5+ rebounds	1
Games with 10+ rebounds	-
Games with 3+ assists	2
Games with 2+ steals	4
Games with 2+ blocks	-
Double-Doubles	-
Games led OSU in points	6
Games led OSU in rebounds	-
Games led OSU in assists	1
Games led OSU in steals	2
Games led OSU in blocks	-

PLAYER SPOTLIGHT

2 CHRIS HARRIS JR.

Guard • 6-2 • 200 • Junior • Dallas • South Garland HS



- Suffered another season-ending knee injury in the first half of the season opener at UT Arlington.
- In that game at UT Arlington, Harris posted four points on 2-of-4 shooting and a steal in just 6:37.
- Harris was coming off a terrific preseason camp and was expected to step into a leadership role for OSU.
- True to form, Harris served as an extension of the Cowboy coaching staff in the locker room and on the sidelines for the entire 2020-21 season.
- Saw action in 22 games as a freshman and earned three starts, including the TCU win.
- Suffered a season-ending knee injury in the win over TCU on Feb. 5. Chris has worked hard in his injury rehabilitation and has returned to the court with a strong presence.
- Posted a season-high 10 points in his first career start against Georgetown.
- Scored in 16 games for the Cowboys in 2019-20.
- Lit up Syracuse with 3-of-7 shooting from 3-point, including a pair from NBA range. He finished the game with nine points.
- Averaged 3.4 points per game in his first season as a Cowboy.
- Also tallied 24 rebounds (1.1 per game), 13 steals (0.6) and 12 assists (0.5) as a freshman.
- Rivals.com awarded Harris a four-star ranking and named him the nation's No. 97 overall recruit.
- ESPN also gave Harris a four-star grade and named him among the top 25 shooting guards in the country.
- 247Sports graded him as the No. 13 player in the state of Texas out of South Garland High School.
- Named a Texas Association of Basketball Coaches All-Region selection and the District 10-6A Offensive Player of the Year.
- As a senior, Harris averaged 18.6 points per game on 45.6 percent shooting (37 percent from 3-point), 5.5 rebounds, 2.3 assists and 2.0 steals per game.
- Helped lead South Garland to a 30-7 record and a trip to the regional finals.

2021-22 GAME-BY-GAME STATS

CAREER GAME HIGHS / SUPERLATIVES

Points	10 vs Georgetown, 12/04/19
Rebounds	3, 3X, last at Houston, 12/15/19
Field Goals	4 vs Georgetown, 12/04/19
Field Goals Att.	10 vs Georgetown, 12/04/19
3-Point FG	3 vs Syracuse, 11/27/19
3-Point FG Att.	7, 2X, last vs Georgetown, 12/04/19
Free Throws Made	1, 2X, last at Houston, 12/15/19
Free Throws Att.	2, 3X, last at Houston, 12/15/19
Assists	2, 3X last vs Baylor, 01/18/20
Steals	3 vs Wichita State, 12/08/19
Blocks	-
Minutes	30 vs Wichita State, 12/08/19

Miscellaneous

Miscellaneous	Career
Games with 10+ points	1
Games with 20+ points	0
Games with 5+ rebounds	0
Games with 10+ rebounds	0
Games with 3+ assists	0
Games with 2+ steals	3
Games with 2+ blocks	0
Double-Doubles	0
Games led OSU in points	0
Games led OSU in rebounds	0
Games led OSU in assists	0
Games led OSU in steals	5
Games led OSU in blocks	0

CAREER STATS

				Field Goals		3-Point		F-Throws		Rebounds											Scoring	
SEASON	TEAM	GP-GS	MIN/AVG	FG-FGA	FG%	3FG-3FGA	3FG%	FT-FTA	FT%	OFF	DEF	TOT	AVG	PF-FO	A	TO	BLK	STL	PTS	AVG		
2019-20	OSU	22-3	333/15.1	29-101	.287	12-59	.203	4-11	.364	3	21	24	1.1	16-0	12	12	0	13	74	3.4		
2020-21	OSU	1-0	7/6.6	2-4	.500	0-2	.000	0-0	.000	0	0	0	0.0	0-0	0	0	0	1	4	4.0		
TOTAL		23-3	340/14.8	31-105	.295	12-61	.197	4-11	.364	3	21	24	1.0	16-0	12	12	0	14	78	3.4		

PLAYER SPOTLIGHT

4 DONOVAN WILLIAMS

Guard • 6-5 • 200 • Sophomore • Rockford, Ill. • North Star HS



- Saw action in six games before sustaining a season-ending knee injury.
- Despite the injury, Williams was a vocal locker room and sideline presence for the entire 2020-21 season.
- Notched steals against Texas Southern, Marquette and Oakland, and blocked a shot against the Golden Eagles.
- Had a pair of two rebounds games at Marquette and against Oral Roberts.
- Named Nebraska's Mr. Basketball after leading the state with an average of 28.3 points per game.
- Rated as a four-star recruit by both ESPN and Rivals.
- No slouch in the rebounding department, he also hauled in a team-high 8.1 boards per game, and added 1.6 steals and 1.4 assists per game.
- Rivals lists Williams as the nation's 128th ranked recruit, while 247Sports also listed him among the top 150 recruits in the country and the No. 28 shooting guard.
- Three-time First Team All-State selection and a two-time First Team Super-State honoree by the Nebraska Coaches Association.
- The Lincoln Journal Star also had Williams listed among their First-Team All-State selections in 2019 and 2020.
- A true scorer from all three levels, Williams posted a school-record 50 points against Class A state champion Bellevue West just days after scoring 44 points against Lincoln Northeast.
- Williams set new school records for points in a career, single-season scoring average, as well as 3-pointers in a season and career.
- As a junior, he averaged 21 points, 5.2 rebounds and 2.7 assists per game while leading North Star to the Class A semifinals.
- The three-time all-city first-team selection scored 18.3 points an outing as a sophomore.
- Williams chose the Cowboys over scholarship opportunities from Kansas State, Texas, Nebraska and others.
- Key member of the Cowboy signing class that was ranked No. 4 by Rivals.

2021-22 GAME-BY-GAME STATS

Opponent	Date	GS	MIN	Total		3-Pointers		Free throws		Rebounds				PF		A		PTS	AVG
				FG-FGA	PCT	3FG-3FGA	PCT	FT-FTA	PCT	OFF	DEF	TOT	AVG	PF	A	TO	BLK		
UT Arlington	11/09/2021	*	16:11	1-5	.200	1-2	.500	4-4	1.000	1	3	4	4.0	0	0	0	0	3	7.0
Oakland	11/12/2021	*	12:28	0-1	.000	0-1	.000	3-5	.600	0	1	1	2.5	0	0	0	0	3	5.0
Prairie View	11/14/2021		12:55	2-3	.667	1-2	.500	1-4	.250	0	1	1	2.0	1	0	1	0	2	5.3
vs UMass Lowell	11/16/2021		13:11	1-1	1.000	0-0	.000	0-0	.000	0	1	1	1.8	3	1	2	0	2	4.5
Xavier	12/05/2021		04:48	0-1	.000	0-1	.000	0-0	.000	2	0	2	1.8	1	0	0	0	0	3.6
Cleveland St.	12/13/2021	*	14:17	1-3	.333	1-1	1.000	0-0	.000	1	0	1	1.7	1	1	0	0	3	3.5
vs Houston	12/18/2021	*	12:17	2-3	.667	1-1	1.000	0-1	.000	1	2	3	1.9	1	0	0	0	5	3.7
at West Virginia	01/11/2022		01:32	0-0	.000	0-0	.000	0-0	.000	0	0	0	1.6	0	0	1	0	0	3.3
at Texas	01/22/2022		08:25	1-3	.333	0-1	.000	0-0	.000	0	1	1	1.6	3	0	0	0	2	3.1
Totals			4 96:03	8-20	.400	4-9	.444	8-14	.571	5	9	14	1.6	10	2	4	0	6	28 3.1

Player Averages

Games Played	Minutes/game	Points/game	FG Pct	3FG Pct	FT Pct	Rebounds/game	Assists/game	Turnovers/game	Assist/Turnover ratio	Steals/game	Blocks/game
9	10.7	3.1	40.0	44.4	57.1	1.6	0.2	0.4	0.5	0.7	0.0

CAREER GAME HIGHS / SUPERLATIVES

Points	7 vs UT Arlington, 11/09/21
Rebounds	4 vs UT Arlington, 11/09/21
Field Goals	2 vs Houston, 12/18/21
Field Goals Att.	5 vs UT Arlington, 11/09/21
3-Point FG	1, 3X, last vs Houston, 12/18/21
3-Point FG Att.	2 vs UT Arlington, 11/09/21
Free Throws Made	4 vs UT Arlington, 11/09/21
Free Throws Att.	4 vs UT Arlington, 11/09/21
Assists	1, 3X, vs vs Cleveland State, 12/13/21
Steals	3 vs UT Arlington, 11/09/21
Blocks	1 vs Texas Southern, 11/28/20
Minutes	16:11 vs UT Arlington, 11/09/21

Miscellaneous

Miscellaneous	Career
Games with 10+ points	-
Games with 20+ points	-
Games with 5+ rebounds	-
Games with 10+ rebounds	-
Games with 3+ assists	-
Games with 2+ steals	2
Games with 2+ blocks	-
Double-Doubles	-
Games led OSU in points	-
Games led OSU in rebounds	-
Games led OSU in assists	-
Games led OSU in steals	-
Games led OSU in blocks	-

CAREER STATS

SEASON TEAM	GP-GS	MIN/AVG	Field Goals		3-Point		F-Throws		Rebounds				Scoring	
			FG-FGA	FG%	3FG-3FGA	3FG%	FT-FTA	FT%	OFF	DEF	TOT	AVG	PF-FO	A TO BLK STL PTS AVG
2020-21 OSU	6-0	34/5.7	0-9	.000	0-4	.000	0-0	.000	1	3	4	0.7	4-0	0 1 1 3 0 0.0
2021-22 OSU	9-4	96/10.7	8-20	.400	4-9	.444	8-14	.571	5	9	14	1.6	10-0	2 4 0 6 28 3.1
TOTAL	15-4	131/8.7	8-29	.276	4-13	.308	8-14	.571	6	12	18	1.2	14-0	2 5 1 9 28 1.9

PLAYER SPOTLIGHT

5 RONDEL WALKER

Guard • 6-4 • 170 • Sophomore • Midwest City, Okla. • Putnam City West HS



- Instant fan favorite thanks to his gritty and instinctive play on the defensive end of the floor.
- No slouch on the offensive end either, Walker recorded 12 double-digit scoring games and averaged 7.8 points per game, which ranks second among OSU's talented freshman guards.
- Shot 33.0 percent from 3-point on the season, which ranked second among all Cowboys with at least 10 makes, and his 32 3-pointers were third on the team.
- Recorded 1.21 steals per game, which ranked 11th among all Big 12 players. His 35 total steals on the year just missed the all-time top-5 list for OSU freshmen and ranked third on the squad.
- In league play, Walker ranked 7th in the Big 12 with 1.5 steals per game.
- In what many will refer to as the play of the season, Walker recorded the game-winning "And-1" layup with 38 seconds to play against No. 6 Kansas.
- Among the team leaders in plus/minus with a season total of +45 (+1.7 per game, +2.6 per 40).
- Exploded for a season-high 20 points in the win at Iowa State. Walker was 7-of-12 from the floor and 4-of-8 from 3-point on the night.
- Was one bucket shy of a double-double in the win over No. 6 Kansas. The freshman posted eight points and a season-high 10 boards.
- Posted 19 points on 7-of-12 shooting in the win over Texas Southern, and followed it up with 16 points in the victory at Marquette.
- Key cog in OSU's nine wins over AP Top-25 squads, the program's first Big 12 Championship title game appearance since 2005 and its first NCAA Tournament victory since 2009.
- Saw action in 29 games and earned seven starts in February and March as a true freshman. The Cowboys were 6-1 with Walker in the starting lineup.
- Connected on multiple 3-pointers in eight games, including a season-high 4 3-pointers in Hilton Coliseum.
- Also averaged 2.9 rebounds, 1.0 assists and 0.3 blocks per game.
- A unanimous four-star talent, Walker was No. 55 on the final ESPN Top-100 for 2020.

2021-22 GAME-BY-GAME STATS

Opponent	Date	GS	MIN	Total		3-Pointers		Free throws		Rebounds				PF	A	TO	BLK	STL	PTS	AVG
				FG-FGA	PCT	3FG-3FGA	PCT	FT-FTA	PCT	OFF	DEF	TOT	AVG							
UT Arlington	11/09/2021	*	24:27	2-7	.286	0-3	.000	0-0	.000	1	1	2	2.0	1	4	1	0	4	4	4.0
Oakland	11/12/2021	*	31:17	4-9	.444	1-5	.200	2-3	.667	0	1	1	1.5	1	0	4	0	1	11	7.5
Prairie View	11/14/2021		16:19	1-3	.333	1-2	.500	1-2	.500	0	3	3	2.0	2	2	2	0	4	4	6.3
vs UMass Lowell	11/16/2021		20:27	1-3	.333	0-1	.000	0-0	.000	2	0	2	2.0	0	0	1	0	1	2	5.3
vs NC State	11/17/2021		20:45	4-8	.500	2-4	.500	6-6	1.000	1	4	5	2.6	0	0	1	0	2	16	7.4
Col. of Charleston	11/22/2021		19:08	1-5	.200	1-3	.333	0-0	.000	0	2	2	2.5	3	4	0	0	2	3	6.7
at Oral Roberts	11/26/2021		33:16	2-5	.400	0-2	.000	0-0	.000	0	2	2	2.4	1	0	0	0	1	4	6.3
Wichita St.	12/01/2021		11:00	0-2	.000	0-2	.000	0-0	.000	0	0	0	2.1	0	1	0	0	0	0	5.5
Xavier	12/05/2021	*	21:04	0-3	.000	0-3	.000	0-0	.000	0	0	0	1.9	2	1	2	1	1	0	4.9
Cleveland St.	12/13/2021		16:34	1-5	.200	1-4	.250	0-0	.000	0	3	3	2.0	1	0	0	0	0	3	4.7
vs Houston	12/18/2021		10:40	0-0	.000	0-0	.000	1-2	.500	0	2	2	2.0	1	1	0	0	1	1	4.4
Kansas	01/04/2022		18:31	0-4	.000	0-2	.000	0-0	.000	0	1	1	1.9	0	1	1	0	2	0	4.0
Texas	01/08/2022		14:50	2-4	.500	0-1	.000	0-0	.000	0	2	2	1.9	0	0	0	0	0	4	4.0
at West Virginia	01/11/2022		09:07	0-0	.000	0-0	.000	0-0	.000	0	1	1	1.9	1	1	3	0	1	0	3.7
at Texas Tech	01/13/2022		17:21	1-5	.200	1-3	.333	0-0	.000	1	2	3	1.9	0	0	0	0	2	3	3.7
at Baylor	01/15/2022		18:13	1-3	.333	1-3	.333	0-0	.000	0	1	1	1.9	0	3	0	0	3	3	3.6
TCU	01/19/2022		22:18	4-5	.800	2-3	.667	2-3	.667	0	3	3	1.9	1	0	1	1	3	12	4.1
at Texas	01/22/2022		29:55	1-5	.200	0-1	.000	0-0	.000	1	4	5	2.1	1	3	1	0	6	2	4.0
Iowa St.	01/26/2022	*	33:54	1-7	.143	1-5	.200	1-2	.500	2	3	5	2.3	4	0	1	0	0	4	4.0
at Florida	01/29/2022	*	28:09	3-7	.429	0-2	.000	1-1	1.000	0	4	4	2.4	5	2	2	0	3	7	4.2
at Kansas St.	02/02/2022	*	34:20	6-16	.375	4-11	.364	2-2	1.000	0	0	0	2.2	2	1	1	1	0	18	4.8
Oklahoma	02/05/2022	*	22:21	3-4	.750	1-2	.500	6-6	1.000	0	1	1	2.2	1	0	3	0	0	13	5.2
at TCU	02/08/2022	*	27:10	2-4	.500	1-2	.500	0-0	.000	0	1	1	2.1	2	2	1	0	3	5	5.2
West Virginia	02/12/2022		17:13	1-2	.500	1-2	.500	0-0	.000	1	2	3	2.2	0	0	2	0	1	3	5.1
at Kansas	02/14/2022		10:20	0-2	.000	0-1	.000	0-0	.000	0	4	4	2.2	1	0	0	0	0	0	4.9
Totals			8 528:39	41-118	.347	18-67	.269	22-27	.815	9	47	56	2.2	30	26	27	3	41	122	4.9

Player Averages

Games Played	Minutes/game	Points/game	FG Pct	3FG Pct	FT Pct	Rebounds/game	Assists/game	Turnovers/game	Assist/Turnover ratio	Steals/game	Blocks/game
25	21.1	4.9	34.7	26.9	81.5	2.2	1.0	1.1	1.0	1.6	0.1

CAREER STATS

			Field Goals		3-Point		F-Throws		Rebounds												Scoring	
SEASON	TEAM	GP-GS	MIN	AVG	FG-FGA	FG%	3FG-3FGA	3FG%	FT-FTA	FT%	OFF	DEF	TOT	AVG	PF-FO	A	TO	BLK	STL	PTS	AVG	
2020-21	OSU	29-7	738	25.4	74-175	.423	32-97	.330	46-70	.657	20	65	85	2.9	42-0	28	38	8	35	226	7.8	
2021-22	OSU	25-8	529	21.1	41-118	.347	18-67	.269	22-27	.815	9	47	56	2.2	30-1	26	27	3	41	122	4.9	
TOTAL		54-15	1266	23.4	115-293	.392	50-164	.305	68-97	.701	29	112	141	2.6	72-1	54	65	11	76	348	6.4	

CAREER GAME HIGHS / SUPERLATIVES

Points	20 at Iowa State, 01/25/21
Rebounds	10 vs Kansas, 01/12/21
Field Goals	7, 2X, last at Iowa State, 01/25/21
Field Goals Att.	16 at Kansas State, 02/02/22
3-Point FG	4, 2X, last at Kansas State, 02/02/22
3-Point FG Att.	11 at Kansas State, 02/02/22
Free Throws Made	8 at Marquette, 12/01/20
Free Throws Att.	9 at Marquette, 12/01/20
Assists	4, 2X, last vs Col. of Charleston, 11/22/21
Steals	6 at Texas, 01/22/22
Blocks	1, 9X last at Kansas State, 03/19/21
Minutes	40:03 at Oklahoma, 02/27/2021

Miscellaneous


Miscellaneous	Career
Games with 10+ points	16
Games with 20+ points	1
Games with 5+ rebounds	7
Games with 10+ rebounds	1
Games with 3+ assists	4
Games with 2+ steals	6
Games with 2+ blocks	-
Double-Doubles	-
Games led OSU in points	4
Games led OSU in rebounds	1
Games led OSU in assists	1
Games led OSU in steals	16
Games led OSU in blocks	3

PLAYER SPOTLIGHT

12 MATTHEW-ALEXANDER MONCRIEFFE

Forward • 6-7 • 215 • Sophomore • Toronto, Ontario, Canada • Orangeville Prep

(Goes by "M-A" • Pronounced: MON-cree-FF)



- Used his downhill speed and aggressive temperament to average 9.0 points and 5.3 rebounds per game as a freshman.
- Led the Cowboy roster in plus/minus per 40 minutes with a clip of +6.4. He ranked second in overall plus/minus at +88 (+3.5 per game).
- Shot 51.3 percent from the floor, which is the sixth highest clip by a freshman in school history.
- A specialist on the offensive glass, Moncrieffe grabbed 2.4 offensive rebounds per game, which ranked sixth in the Big 12. His average of 5.3 boards per game ranked 15th among all Big 12 players.
- Burst onto the scene in late January with a four-game stretch that included three double-doubles and averages of 15.8 points, 9.5 rebounds and 1.3 steals per game on 57.8 percent shooting.
- Posted four double-digit rebound games and his three double-doubles in 2020-21 were a team high. Only eight Big 12 players logged more 10-rebound games.
- Exploded for 22 points and 12 rebounds – both season highs – in OSU's win at Iowa State. That night, Moncrieffe posted a plus/minus of +21, was 11-of-17 from the floor and pulled down six offensive boards.
- Moncrieffe only improved in Big 12 play, where he averaged 9.8 points and 5.6 rebounds on 55.6 percent shooting.
- Recorded 19 dunks on the year, which was second only to Kalib Boone on the OSU roster.
- Only Cade Cunningham drew more fouls per 40 minutes than Moncrieffe (5.7 fd/40).
- Scored 18 points in OSU's upset win at No. 6 West Virginia in the regular-season finale in which OSU was without the services of Cade Cunningham and Isaac Likekele.
- Tallied 11 double-digit scoring performances, including 11 points in the Big 12 Championship game and 10 points in the NCAA Tournament win over Liberty.
- The first ever two-time BioSteel All-Canadian Player of the Year, an award previously won by NBA lottery picks R.J. Barrett and Thon Maker.
- Rated a four-star recruit by ESPN and Rivals.

2021-22 GAME-BY-GAME STATS

Opponent	Date	GS	MIN	Total		3-Pointers		Free throws		Rebounds				PF	A	TO	BLK	STL	PTS	AVG
				FG-FGA	PCT	3FG-3FGA	PCT	FT-FTA	PCT	OFF	DEF	TOT	AVG							
UT Arlington	11/09/2021		21:34	6-9	.667	0-0	.000	1-1	1.000	2	4	6	6.0	1	1	2	0	0	13	13.0
Oakland	11/12/2021		24:26	3-5	.600	0-0	.000	0-1	.000	4	3	7	6.5	2	3	3	2	1	6	9.5
Prairie View	11/14/2021	*	21:06	3-3	1.000	0-0	.000	0-2	.000	2	5	7	6.7	2	0	2	0	1	6	8.3
vs UMass Lowell	11/16/2021	*	21:28	3-6	.500	0-0	.000	1-2	.500	0	7	7	6.8	5	1	3	0	1	7	8.0
vs NC State	11/17/2021	*	08:50	2-4	.500	0-0	.000	0-0	.000	0	2	2	5.8	4	0	2	0	0	4	7.2
Col. of Charleston	11/22/2021	*	20:01	1-3	.333	0-0	.000	1-2	.500	1	4	5	5.7	3	1	2	2	3	3	6.5
at Oral Roberts	11/26/2021	*	16:03	2-7	.286	0-1	.000	0-0	.000	1	5	6	5.7	2	0	1	1	0	4	6.1
Wichita St.	12/01/2021	*	24:26	2-4	.500	0-0	.000	2-4	.500	1	9	10	6.3	3	1	2	1	1	6	6.1
Xavier	12/05/2021		04:30	0-1	.000	0-0	.000	0-0	.000	0	0	0	5.6	0	0	0	0	0	0	5.4
Cleveland St.	12/13/2021		19:21	4-4	1.000	0-0	.000	3-4	.750	2	4	6	5.6	3	1	1	1	0	11	6.0
vs Houston	12/18/2021		23:23	2-3	.667	0-0	.000	5-8	.625	2	2	4	5.5	4	1	3	0	0	9	6.3
Kansas	01/04/2022	*	10:13	1-4	.250	0-0	.000	1-1	1.000	1	1	2	5.2	0	0	0	0	0	3	6.0
Texas	01/08/2022		09:47	1-2	.500	0-0	.000	0-0	.000	1	1	2	4.9	2	0	1	0	0	2	5.7
at West Virginia	01/11/2022		19:45	2-4	.500	0-0	.000	0-0	.000	0	3	3	4.8	3	0	1	0	1	4	5.6
at Texas Tech	01/13/2022		21:42	3-5	.600	0-0	.000	3-4	.750	3	3	6	4.9	2	3	1	0	0	9	5.8
at Baylor	01/15/2022		10:26	2-4	.500	0-0	.000	0-0	.000	2	1	3	4.8	0	0	1	0	0	4	5.7
TCU	01/19/2022		09:34	1-4	.250	0-0	.000	0-1	.000	2	2	4	4.7	0	0	0	0	0	2	5.5
at Texas	01/22/2022		08:06	1-4	.250	0-0	.000	0-0	.000	0	0	0	4.4	0	0	1	0	0	2	5.3
Iowa St.	01/26/2022		20:50	1-2	.500	0-0	.000	2-3	.667	1	2	3	4.4	3	1	0	0	0	4	5.2
at Florida	01/29/2022		26:27	4-7	.571	0-0	.000	1-2	.500	2	5	7	4.5	4	2	2	1	2	9	5.4
at Kansas St.	02/02/2022		15:33	0-1	.000	0-0	.000	0-0	.000	1	6	7	4.6	1	0	5	1	0	0	5.1
Oklahoma	02/05/2022		02:03	0-1	.000	0-0	.000	0-0	.000	0	0	0	4.4	0	0	0	0	0	0	4.9
at TCU	02/08/2022		10:51	0-0	.000	0-0	.000	0-0	.000	2	1	3	4.3	1	2	0	0	0	0	4.7
West Virginia	02/12/2022		16:24	0-1	.000	0-0	.000	3-4	.750	1	5	6	4.4	1	0	1	0	1	3	4.6
at Kansas	02/14/2022		12:22	2-2	1.000	0-0	.000	0-2	.000	0	3	3	4.4	1	0	1	0	1	4	4.6
Totals		7	399:10	46-90	.511	0-1	.000	23-41	.561	31	78	109	4.4	47	17	35	9	12	115	4.6

Player Averages

Games Played	Minutes/game	Points/game	FG Pct	3FG Pct	FT Pct	Rebounds/game	Assists/game	Turnovers/game	Assist/Turnover ratio	Steals/game	Blocks/game
25	16.0	4.6	51.1	0.0	56.1	4.4	0.7	1.4	0.5	0.5	0.4

CAREER STATS

SEASON	TEAM	GP-GS	MIN/AVG	Field Goals FG-FGA	FG%	3-Point 3FG-3FGA	3FG%	F-Throws FT-FTA	FT%	Rebounds OFF DEF TOT AVG	PF-FO	A	TO	BLK	STL	PTS	AVG
2020-21	OSU	28-14	613/21.9	102-199	.513	0-0	.000	47-86	.547	67 81 148 5.3	66-3	20	43	10	17	251	9.0
2021-22	OSU	25-7	399/16.0	46-90	.511	0-1	.000	23-41	.561	31 78 109 4.4	47-1	17	35	9	12	115	4.6
TOTAL		53-21	1012/19.1	148-289	.512	0-1	.000	70-127	.551	98 159 257 4.8	113-4	37	78	19	29	366	6.9

CAREER GAME HIGHS / SUPERLATIVES

Points	22 at Iowa State, 01/25/21
Rebounds	12, 2X, at Oklahoma, 02/27/20
Field Goals	11 at Iowa State, 01/25/21
Field Goals Att.	17 at Iowa State, 01/25/21
3-Point FG	-
3-Point FG Att.	1 at Oral Roberts, 11/26/2021
Free Throws Made	5, 2X, last vs Houston, 12/18/21
Free Throws Att.	8, 2X, last vs Houston, 12/18/21
Assists	3 vs Oklahoma, 03/01/21
Steals	3, 2X, last vs Col. of Charleston, 11/22/21
Blocks	2, 2X, last vs Col. of Charleston, 11/22/21
Minutes	34:47 vs Liberty, 03/19/21

Miscellaneous

Miscellaneous	Career
Games with 10+ points	13
Games with 20+ points	1
Games with 5+ rebounds	26
Games with 10+ rebounds	5
Games with 3+ assists	2
Games with 2+ steals	5
Games with 2+ blocks	2
Double-Doubles	3
Games led OSU in points	1
Games led OSU in rebounds	9
Games led OSU in assists	1
Games led OSU in steals	5
Games led OSU in blocks	4

PLAYER SPOTLIGHT

13 ISAAC LIKEKELE

Guard • 6-5 • 215 • Senior • Arlington, Texas • Timberview HS

(Pronounced: like "Likely")



- Earned honorable mention All-Big 12 Conference honors for a second straight season.
- Once again led the team in plus-minus with a mark of +93 (+4.0 per game, +5.0 per 40). This was his second straight season with a plus/minus average of +4.0 per game or better.
- Ended his junior season tied for 11th in school history with 339 career assists and 24th in career steals with 123. That makes him one of just 14 Cowboys to appear in the top-25 list of both stat categories.
- Became just the seventh OSU player in school history with over 300 dimes, 400 rebounds and 100 steals.
- At 803 career points, Likekele needs just 197 points to become only the 44th player in school history to reach 1,000 career points.
- The Big 12's highest rebounding guard and OSU's top rebounder at 6.6 boards per game.
- Earned his first career Academic All-Big 12 selection in 2021.
- Also ranked 7th in the Big 12 in assist/turnover ratio (+1.6), 7th in minutes per game (33.8) and 11th in assists (3.6).
- His tireless work in the practice gym helped raise his 3-point percentage from 21.4 percent (3-of-4) in 2019-20 to 44.4 percent (8-of-18) in 2020-21.
- Scorched West Virginia for a season-high 22 points on 9-of-14 shooting.
- Recorded 10 double-digit scoring performances, including 13 points in the Big 12 Championship game.
- Opened the season with a career-high 13 rebounds and added seven assists in the win at UT Arlington.
- Used his aggressiveness to draw 3.4 fouls per game, which was second on the squad only to Cade Cunningham.
- In 2020, Likekele led OSU in plus/minus (+115 on the year) and plus/minus average (+4.1 per game).
- Recorded 127 assists in 2019-20, which are the sixth most ever by an OSU sophomore and the 27th most in a season overall.
- Dubbed the "linebacker at point guard" by Fran Fraschilla, Likekele finished the season as the Big 12's only player to average 4.5 apg, 1.9 spg, 5.6 rpg.
- Just the third player in program history to post 100 assists and 40 steals as both a freshman and a sophomore - joining Marcus Smart (2013-14) and Byron Eaton (2006-07).

2021-22 GAME-BY-GAME STATS

Opponent	Date	GS	MIN	Total		3-Pointers		Free throws		Rebounds				PF	A	TO	BLK	STL	PTS	AVG	
				FG-FGA	PCT	3FG-3FGA	PCT	FT-FTA	PCT	OFF	DEF	TOT	AVG								
UT Arlington	11/09/2021	*	21:25	1-4	.250	0-3	.000	0-0	.000	1	4	5	5.0	1	6	1	0	1	2	2.0	
Oakland	11/12/2021	*	34:04	6-10	.600	0-1	.000	0-0	.000	1	8	9	7.0	1	5	2	0	1	12	7.0	
Prairie View	11/14/2021	*	21:58	2-4	.500	0-0	.000	5-8	.625	2	0	2	5.3	1	2	2	0	4	9	7.7	
vs UMass Lowell	11/16/2021	*	22:51	1-2	.500	0-0	.000	0-0	.000	0	4	4	5.0	2	4	3	0	2	2	6.3	
vs NC State	11/17/2021	*	33:52	2-8	.250	0-0	.000	2-4	.500	2	5	7	5.4	5	1	1	1	1	6	6.2	
Col. of Charleston	11/22/2021	*	30:21	4-8	.500	0-0	.000	2-4	.500	0	5	5	5.3	1	5	4	0	2	10	6.8	
at Oral Roberts	11/26/2021	*	39:59	6-8	.750	1-1	1.000	0-0	.000	1	8	9	5.9	2	3	5	0	0	13	7.7	
Wichita St.	12/01/2021	*	35:35	1-5	.200	0-1	.000	1-4	.250	5	2	7	6.0	2	3	2	0	0	3	7.1	
Xavier	12/05/2021	*	35:44	3-6	.500	0-1	.000	1-2	.500	2	4	6	6.0	1	4	3	0	2	7	7.1	
Cleveland St.	12/13/2021	*	33:36	1-5	.200	0-0	.000	0-0	.000	0	3	3	5.7	0	4	1	0	2	2	6.6	
vs Houston	12/18/2021	*	33:38	3-7	.429	0-1	.000	2-4	.500	1	3	4	5.5	2	4	1	0	0	8	6.7	
Kansas	01/04/2022	*	36:01	7-15	.467	0-0	.000	2-4	.500	4	8	12	6.1	1	3	0	1	3	16	7.5	
Texas	01/08/2022	*	33:45	1-8	.125	0-0	.000	2-4	.500	2	3	5	6.0	1	5	0	0	2	4	7.2	
at West Virginia	01/11/2022	*	33:44	5-10	.500	0-1	.000	1-4	.250	1	5	6	6.0	2	3	1	0	3	11	7.5	
at Texas Tech	01/13/2022	*	21:21	1-5	.200	0-0	.000	4-4	1.000	2	3	5	5.9	3	1	2	0	0	6	7.4	
at Baylor	01/15/2022	*	35:32	3-7	.429	0-0	.000	0-0	.000	0	5	5	5.9	2	2	0	1	1	6	7.3	
TCU	01/19/2022	*	33:59	3-7	.429	0-0	.000	0-1	.000	2	1	3	5.7	1	2	2	0	0	6	7.2	
at Texas	01/22/2022	*	29:51	2-8	.250	0-0	.000	1-2	.500	4	3	7	5.8	3	1	4	0	1	5	7.1	
Iowa St.	01/26/2022	*	39:44	6-9	.667	0-0	.000	1-1	1.000	0	6	6	5.8	0	8	3	0	3	13	7.4	
at Florida	01/29/2022	*	37:33	5-10	.500	0-0	.000	4-6	.667	0	3	3	5.7	3	3	3	0	2	14	7.8	
at Kansas St.	02/02/2022	*	36:06	2-5	.400	0-0	.000	0-0	.000	3	4	7	5.7	2	6	1	0	0	4	7.6	
Oklahoma	02/05/2022	*	30:22	0-4	.000	0-0	.000	0-0	.000	2	5	7	5.8	0	6	3	0	0	0	7.2	
at TCU	02/08/2022	*	34:37	9-12	.750	0-0	.000	1-2	.500	3	3	6	5.8	0	5	2	1	3	19	7.7	
West Virginia	02/12/2022	*	16:49	2-4	.500	0-0	.000	0-0	.000	2	3	5	5.8	3	3	1	0	0	4	7.6	
at Kansas	02/14/2022	*	19:27	1-3	.333	0-0	.000	0-0	.000	0	1	1	5.6	1	1	1	0	1	2	7.4	
Totals			25	781:55	77-174	.443	1-9	.111	29-54	.537	40	99	139	5.6	40	90	48	4	34	184	7.4

Player Averages

Games Played	Minutes/game	Points/game	FG Pct	3FG Pct	FT Pct	Rebounds/game	Assists/game	Turnovers/game	Assist/Turnover ratio	Steals/game	Blocks/game
25	31.3	7.4	44.3	11.1	53.7	5.6	3.6	1.9	1.9	1.4	0.2

CAREER STATS

		Field Goals				3-Point		F-Throws		Rebounds				Scoring							
SEASON TEAM	GP-GS	MIN/AVG	FG-FGA	FG%	3FG-3FGA	3FG%	FT-FTA	FT%	OFF	DEF	TOT	AVG	PF-FO	A	TO	BLK	STL	PTS	AVG		
2018-19 OSU	32-32	925/28.9	103-221	.466	6-25	.240	67-102	.657	17	135	152	4.8	69-2	126	75	10	42	279	8.7		
2019-20 OSU	28-28	907/32.4	109-237	.460	3-14	.214	84-127	.661	32	125	157	5.6	55-0	127	79	10	54	305	10.9		
2020-21 OSU	24-20	811/33.8	81-168	.482	8-18	.444	49-86	.570	45	113	158	6.6	52-1	86	55	4	27	219	9.1		
2021-22 OSU	25-25	782/31.3	77-174	.443	1-9	.111	29-54	.537	40	99	139	5.6	40-1	90	48	4	34	184	7.4		
TOTAL	109-105	3424/31.4	370-800	.463	18-66	.273	229-369	.621	134	472	606	5.6	216-4	429	257	28	157	987	9.1		

CAREER GAME HIGHS / SUPERLATIVES

Points	26 vs. Syracuse 11/27/19
Rebounds	13 at UTA, 11/25/20
Field Goals	10 at Baylor, 03/06/19
Field Goals Att.	15, 2X, last at vs Kansas, 01/04/22
3-Point FG	1, 18X, last vs Oral Roberts, 11/26/21
3-Point FG Att.	3 vs Arkansas, 01/30/21
Free Throws Made	9, 3X, last vs Syracuse, 11/27/19
Free Throws Att.	12 vs Baylor, 01/23/21
Assists	11 vs TCU 02/05/20
Steals	5 vs Syracuse, 11/27/19
Blocks	2, 4X, last vs TCU 02/05/20
Minutes	45:59 vs Texas, 02/06/21


Miscellaneous

	Career
Games with 10+ points	47
Games with 20+ points	5
Games with 5+ rebounds	63
Games with 10+ rebounds	5
Games with 3+ assists	74
Games with 2+ steals	37
Games with 2+ blocks	4
Double-Doubles	4
Games led OSU in points	16
Games led OSU in rebounds	28
Games led OSU in assists	63
Games led OSU in steals	42
Games led OSU in blocks	8

PLAYER SPOTLIGHT

14 BRYCE WILLIAMS

Guard • 6-2 • 180 • Senior • Tampa, Fla. • Ole Miss / Daytona State / South Sumter HS



- Tenacious on-ball defender and all-around guard who often drew OSU's toughest defensive assignments.
- Ranked third on the team in assists (54), steals (28) and blocks (19).
- Connected on 34 3-pointers, which ranked second among all Cowboys in 2020-21.
- Recorded 12 double-digit scoring performances and averaged 7.3 points per game.
- Worked his way into the starting lineup after the turn of the New Year, and started 19 of his final 21 games.
- Put the exclamation points on OSU's wins over Texas Tech and Kansas with breakaway dunks in the closing seconds.
- Made his mark in Bedlam with games of 15 and 14 points on 43.8 percent shooting from 3-point in the sweep of the Sooners.
- Helped lead OSU to nine wins over ranked squads, the program's first Big 12 Championship title game since 2005 and its first NCAA Tournament victory since 2009.
- Had a pair of 6-assist games, including in OSU's win at No. 6 West Virginia in the regular-season finale.
- Solid 31.8 percent clip from 3-point on the season, but that mark jumps to 34.1 percent when you remove his 3-of-16 slump over the season's final five games.
- Racked up a plus/minus of +42 (+1.6 per game) and a plus/minus per 40 of +2.6.
- Saw his first significant minutes at Marquette, and helped the Cowboys take down the Golden Eagles with 13 points on 3-of-5 shooting from 3-point and four steals.
- Among the team leaders with a clip of 75.0 percent (42-of-56) from the free throw line.
- Shot 44.0 percent from 3-point in 29 appearances for Ole Miss in 2019-20.
- Averaged 3.1 points in 13.3 minutes in his lone season for Ole Miss, where he shot 40.3 percent from the field and 44.0 percent from beyond the 3-point line.
- Showed his potential in front of the OSU coaches by posting a career-high 15 points in the 21-point comeback over Penn State, including the game-winning free throws with 13 seconds left at the NIT Tip-Off.

2021-22 GAME-BY-GAME STATS

Opponent	Date	GS	MIN	Total		3-Pointers		Free throws		Rebounds				PF	A	TO	BLK	STL	PTS	AVG
				FG-FGA	PCT	3FG-3FGA	PCT	FT-FTA	PCT	OFF	DEF	TOT	AVG							
Prairie View	11/14/2021		18:02	0-1	.000	0-0	.000	2-4	.500	0	0	0	0.0	2	7	3	1	1	2	2.0
vs UMass Lowell	11/16/2021		17:52	3-6	.500	1-3	.333	5-5	1.000	0	2	2	1.0	3	4	0	0	4	12	7.0
vs NC State	11/17/2021		30:36	0-6	.000	0-4	.000	3-4	.750	2	2	4	2.0	2	4	1	1	2	3	5.7
Col. of Charleston	11/22/2021		22:10	5-9	.556	1-3	.333	2-2	1.000	0	2	2	2.0	3	4	3	1	3	13	7.5
at Oral Roberts	11/26/2021		24:28	7-12	.583	1-4	.250	6-6	1.000	1	5	6	2.8	3	3	0	0	2	21	10.2
Wichita St.	12/01/2021		09:26	0-2	.000	0-2	.000	0-0	.000	0	0	0	2.3	1	1	1	0	0	0	8.5
Xavier	12/05/2021		21:47	4-10	.400	1-5	.200	2-3	.667	0	0	0	2.0	2	5	1	0	1	11	8.9
Cleveland St.	12/13/2021	*	38:27	10-19	.526	5-10	.500	4-6	.667	1	3	4	2.3	1	4	7	1	2	29	11.4
vs Houston	12/18/2021	*	27:40	2-13	.154	1-7	.143	12-13	.923	1	0	1	2.1	3	1	2	0	5	17	12.0
Kansas	01/04/2022	*	26:28	3-8	.375	1-3	.333	0-0	.000	0	2	2	2.1	2	1	6	0	4	7	11.5
Texas	01/08/2022	*	22:32	2-6	.333	1-4	.250	6-6	1.000	0	3	3	2.2	4	2	2	1	0	11	11.5
at West Virginia	01/11/2022	*	30:29	4-12	.333	2-7	.286	2-2	1.000	0	2	2	2.2	2	4	1	0	1	12	11.5
at Texas Tech	01/13/2022	*	26:02	2-9	.222	2-5	.400	0-0	.000	1	1	2	2.2	3	3	4	0	3	6	11.1
at Baylor	01/15/2022	*	28:20	4-11	.364	1-5	.200	0-0	.000	0	4	4	2.3	2	6	4	0	1	9	10.9
TCU	01/19/2022	*	16:39	2-7	.286	2-5	.400	0-0	.000	0	1	1	2.2	2	3	2	1	0	6	10.6
Oklahoma	02/05/2022		23:03	1-3	.333	0-1	.000	0-1	.000	0	2	2	2.2	2	3	2	0	0	2	10.1
at TCU	02/08/2022		14:48	2-7	.286	1-3	.333	0-0	.000	0	1	1	2.1	2	1	1	0	0	5	9.8
West Virginia	02/12/2022		21:03	3-6	.500	0-2	.000	3-4	.750	0	4	4	2.2	1	4	2	0	0	9	9.7
at Kansas	02/14/2022		20:56	2-4	.500	1-2	.500	0-0	.000	0	0	0	2.1	1	3	2	0	0	5	9.5
Totals		8	440:48	56-151	.371	21-75	.280	47-56	.839	6	34	40	2.1	41	60	48	7	28	180	9.5

Player Averages

Games Played	Minutes/game	Points/game	FG Pct	3FG Pct	FT Pct	Rebounds/game	Assists/game	Turnovers/game	Assist/Turnover ratio	Steals/game	Blocks/game
19	23.2	9.5	37.1	28.0	83.9	2.1	3.2	2.5	1.3	1.5	0.4

CAREER STATS

SEASON	TEAM	GP-GS	MIN/AVG	Field Goals		3-Point		F-Throws		Rebounds				Scoring						
				FG-FGA	FG%	3FG-3FGA	3FG%	FT-FTA	FT%	OFF	DEF	TOT	AVG	PF-FO	A	TO	BLK	STL	PTS	AVG
2019-20	OM	29-2	370/12.8	25-62	.403	11-25	.440	29-35	.829	4	20	24	0.8	51-1	23	35	5	16	90	3.1
2020-21	OSU	28-19	663/23.7	64-180	.356	34-107	.318	42-56	.750	7	43	50	1.8	48-1	54	50	19	28	204	7.3
2021-22	OSU	19-8	441/23.2	56-151	.371	21-75	.280	47-56	.839	6	34	40	2.1	41-0	60	48	7	28	180	9.5
TOTAL FOR OSU		47-27	1104/23.5	120-331	.363	55-182	.302	89-112	.795	13	77	90	1.9	89-1	114	98	26	56	384	8.2
TOTAL		76-29	1475/19.4	145-393	.369	66-207	.319	118-147	.803	17	97	114	1.5	140-2	137	133	31	72	474	6.2

CAREER GAME HIGHS / SUPERLATIVES

Points	29 vs Cleveland State, 12/13/21
Rebounds	7 at Wichita State, 12/12/20
Field Goals	10 vs Cleveland State, 12/13/21
Field Goals Att.	19 vs Cleveland State, 12/13/21
3-Point FG	5 vs Cleveland State, 12/13/21
3-Point FG Att.	10, 2X, last vs Cleveland State, 12/13/21
Free Throws Made	12 vs Houston, 12/18/21
Free Throws Att.	13 vs Houston, 12/18/21
Assists	7 vs Prairie View A&M, 11/14/21
Steals	5 vs Houston, 12/18/21
Blocks	3, 2X, last vs Texas, 02/06/21
Minutes	38:27 vs Cleveland State, 12/13/21


Miscellaneous

Miscellaneous	Career
Games with 10+ points	21
Games with 20+ points	29
Games with 5+ rebounds	3
Games with 10+ rebounds	-
Games with 3+ assists	59
Games with 2+ steals	14
Games with 2+ blocks	3
Double-Doubles	-
Games led OSU in points	4
Games led OSU in rebounds	-
Games led OSU in assists	14
Games led OSU in steals	14
Games led OSU in blocks	5

PLAYER SPOTLIGHT

15 CARSON SAGER

Guard • 6-4 • 207 • Sophomore • Wichita Falls, Texas • Rider HS



- Recorded the first points of his collegiate career from the free throw line in the 2021-22 season opener vs UT Arlington to a standing ovation from the home crowd at Gallagher-Iba Arena.
- Joined the Cowboys as a walk-on in the fall of 2020 and provided a strong practice presence for the entire season.
- Accompanied OSU during their postseason run in Kansas City and Indianapolis.
- Played a part in OSU's nine wins over AP Top-25 squads, the program's first Big 12 Championship title game appearance since 2005 and its first NCAA Tournament victory since 2009.
- Younger brother of former Cowboy Christien Sager, who played at OSU from 2011-15. Christien informed Carson that he made the OSU team as a walk-on in a viral online video.
- Named a first-team All-District selection for Rider High School in Wichita Falls, Texas.
- Helped lead Rider to a program-best 32-5 record and a spot in the Region I-5A Tournament for the second time in program history.
- Named one of 25 2020 Oil Bowl All-Stars, a prestigious all-star game in the North Texas area.
- MVP of the Fantasy of Lights Tournament in Wichita Falls.
- Academic All-State selection.
- Played AAU ball for Texas Impact.
- Earned valedictorian honors at Rider.
- Son of Charlie and Tacy Sager. His father played basketball at Utah State and Midwestern State.
- Also has a sister named Kelsie, who plays beach volleyball at Central Arkansas.
- Born on Aug. 27, 2001.
- Majoring in electrical engineering at Oklahoma State.

2021-22 GAME-BY-GAME STATS

Opponent	Date	GS	MIN	Total		3-Pointers		Free throws		Rebounds										
				FG-FGA	PCT	3FG-3FGA	PCT	FT-FTA	PCT	OFF	DEF	TOT	AVG	PF	A	TO	BLK	STL	PTS	AVG
UT Arlington	11/09/2021		01:24	0-1	.000	0-0	.000	2-2	1.000	1	0	1	1.0	0	0	0	0	2	2.0	
Prairie View	11/14/2021		01:43	0-0	.000	0-0	.000	0-0	.000	0	0	0	0.5	0	0	0	0	0	1.0	
Col. of Charleston	11/22/2021		01:25	0-0	.000	0-0	.000	0-0	.000	0	0	0	0.3	0	0	0	0	1	0.7	
West Virginia	02/12/2022		01:09	0-0	.000	0-0	.000	0-0	.000	0	0	0	0.3	0	0	0	0	0	0.5	
Totals		0	05:41	0-1	.000	0-0	.000	2-2	1.000	1	0	1	0.3	0	0	0	0	1	2	0.5

Player Averages

Games Played	Minutes/game	Points/game	FG Pct	3FG Pct	FT Pct	Rebounds/game	Assists/game	Turnovers/game	Assist/Turnover ratio	Steals/game	Blocks/game
4	1.4	0.5	0.0	0.0	100.0	0.3	0.0	0.0	0.0	0.3	0.0

CAREER GAME HIGHS / SUPERLATIVES

Points	2 vs UT Arlington, 11/09/21
Rebounds	1 vs UT Arlington, 11/09/21
Field Goals	-
Field Goals Att.	1 vs UT Arlington, 11/09/21
3-Point FG	-
3-Point FG Att.	-
Free Throws Made	2 vs UT Arlington, 11/09/21
Free Throws Att.	2 vs UT Arlington, 11/09/21
Assists	-
Steals	1 vs Col. of Charleston, 11/22/21
Blocks	-
Minutes	1:24 vs UT Arlington, 11/09/21

Miscellaneous

Games with 10+ points	-
Games with 20+ points	-
Games with 5+ rebounds	-
Games with 10+ rebounds	-
Games with 3+ assists	-
Games with 2+ steals	-
Games with 2+ blocks	-
Double-Doubles	-
Games led OSU in points	-
Games led OSU in rebounds	-
Games led OSU in assists	-
Games led OSU in steals	-
Games led OSU in blocks	-

CAREER STATS

				Field Goals		3-Point		F-Throws		Rebounds									Scoring	
SEASON	TEAM	GP-GS	MIN/AVG	FG-FGA	FG%	3FG-3FGA	3FG%	FT-FTA	FT%	OFF	DEF	TOT	AVG	PF-FO	A	TO	BLK	STL	PTS	AVG
2021-22	OSU	4-0	6/1.4	0-1	.000	0-0	.000	2-2	1.000	1	0	1	0.3	0-0	0	0	0	1	2	0.5
TOTAL		4-0	6/1.4	0-1	.000	0-0	.000	2-2	1.000	1	0	1	0.3	0-0	0	0	0	1	2	0.5

PLAYER SPOTLIGHT

20 KEYLAN BOONE

Guard / Forward • 6-8 • 200 • Junior • Tulsa, Okla. • Memorial HS



- Opened the 2020-21 season with a 10 point, 12-rebound performance in the win at UT Arlington, the first double-double performance of his career
- Earned his first career Academic All-Big 12 selection in 2021.
- Also posted a 12-rebound night in the win over Oral Roberts, which made him one of four Cowboys with a pair of double-digit rebound games in 2020-21.
- Ranked third on the squad with a plus/minus per 40 minutes of +6.0. He was a solid +54 overall on the season.
- Scored a season-high 13 points in the NCAA Tournament second round game against Liberty.
- Key cog in OSU's nine wins over AP Top-25 squads, the program's first Big 12 Championship title game appearance since 2005 and its first NCAA Tournament victory since 2009.
- Came alive in OSU's win at No. 6 West Virginia with 11 points on 3-of-5 shooting from deep.
- Essentially doubled his scoring (4.4), rebounding (4.1) assist (0.6) and block (0.3) averages from his freshman campaign.
- Dished out a career-best 4 assists against West Virginia in GIA and blocked a career-high 3 shots in the win at K-State.
- Started the first eight games and saw action in 27 games with an average of 14.4 minutes per contest.
- Knocked down a key 3-pointer and made meaningful stops in OSU's Bedlam win over OU in Stillwater.
- Hit a game-changing 3-pointer and a handful of game-changing defensive plays in the win over No. 18 Texas Tech.
- Recorded his second 12-rebound performance of the season in the win over Oral Roberts.
- Posted his first-career double-double in 2020-21 season opener at UT Arlington
- In 2019-20, Boone led the team in plus/minus per 40 minutes (+6.6), and his plus/minus total of +39 ranked fifth.
- Proved a capable rebounder with 2.3 boards per game, including an 8-rebound game against Western Michigan.

2021-22 GAME-BY-GAME STATS

Opponent	Date	GS	MIN	Total		3-Pointers		Free throws		Rebounds				PF	A	TO	BLK	STL	PTS	AVG	
				FG-FGA	PCT	3FG-3FGA	PCT	FT-FTA	PCT	OFF	DEF	TOT	AVG								
UT Arlington	11/09/2021		19:45	3-5	.600	2-3	.667	0-0	.000	5	3	8	8.0	1	3	0	0	2	8	8.0	
Oakland	11/12/2021		14:41	1-3	.333	0-1	.000	0-0	.000	1	3	4	6.0	1	2	1	0	2	2	5.0	
Prairie View	11/14/2021		11:58	4-7	.571	2-5	.400	2-2	1.000	0	3	3	5.0	0	0	1	0	0	12	7.3	
vs UMass Lowell	11/16/2021		08:36	4-5	.800	3-4	.750	0-0	.000	1	0	1	4.0	0	0	0	0	0	11	8.3	
vs NC State	11/17/2021		14:40	1-4	.250	0-2	.000	5-6	.833	2	3	5	4.2	3	2	1	0	0	7	8.0	
Col. of Charleston	11/22/2021		17:25	1-2	.500	1-2	.500	0-0	.000	1	2	3	4.0	1	0	1	0	1	3	7.2	
at Oral Roberts	11/26/2021		23:42	1-6	.167	0-2	.000	3-5	.600	4	4	8	4.6	1	1	0	2	0	5	6.9	
Wichita St.	12/01/2021		12:59	2-4	.500	2-4	.500	0-0	.000	1	4	5	4.6	2	0	0	0	0	6	6.8	
Xavier	12/05/2021		09:10	1-2	.500	0-1	.000	0-0	.000	0	0	0	4.1	0	0	0	0	0	2	6.2	
Cleveland St.	12/13/2021		16:40	0-3	.000	0-3	.000	2-2	1.000	0	0	0	3.7	3	0	0	1	0	2	5.8	
vs Houston	12/18/2021		23:24	1-7	.143	0-6	.000	0-0	.000	1	3	4	3.7	4	0	2	0	3	2	5.5	
Kansas	01/04/2022		18:16	3-5	.600	2-4	.500	0-0	.000	1	1	2	3.6	2	1	0	0	0	8	5.7	
Texas	01/08/2022		27:05	6-8	.750	5-7	.714	0-0	.000	2	4	6	3.8	0	0	0	1	0	17	6.5	
at West Virginia	01/11/2022		17:25	3-6	.500	2-5	.400	0-0	.000	0	3	3	3.7	2	0	0	0	0	8	6.6	
at Texas Tech	01/13/2022		23:25	2-10	.200	2-9	.222	0-0	.000	0	5	5	3.8	4	0	1	0	0	6	6.6	
at Baylor	01/15/2022		15:09	3-5	.600	2-3	.667	0-0	.000	0	2	2	3.7	1	0	0	1	0	8	6.7	
TCU	01/19/2022		20:07	0-7	.000	0-7	.000	0-0	.000	2	2	4	3.7	2	1	1	0	1	0	6.3	
at Texas	01/22/2022	*	23:03	0-3	.000	0-2	.000	0-0	.000	0	1	1	3.6	1	0	2	0	0	0	5.9	
Iowa St.	01/26/2022		17:42	1-4	.250	1-3	.333	0-0	.000	1	1	2	3.5	4	1	2	0	1	3	5.8	
at Florida	01/29/2022		18:19	3-5	.600	3-4	.750	0-0	.000	2	2	4	3.5	4	0	2	0	0	9	6.0	
at Kansas St.	02/02/2022		17:30	5-11	.455	3-9	.333	0-0	.000	0	2	2	3.4	0	0	0	0	1	13	6.3	
Oklahoma	02/05/2022		26:10	4-9	.444	2-7	.286	0-0	.000	1	3	4	3.5	1	1	2	2	2	10	6.5	
at TCU	02/08/2022		20:07	1-6	.167	1-5	.200	0-0	.000	0	1	1	3.3	3	1	1	3	1	3	6.3	
West Virginia	02/12/2022		07:41	1-3	.333	1-2	.500	0-0	.000	0	1	1	3.3	2	0	2	1	0	3	6.2	
at Kansas	02/14/2022		18:27	2-7	.286	1-5	.200	0-0	.000	3	1	4	3.3	2	0	0	1	0	5	6.1	
Totals			1	443:26	53-137	.387	35-105	.333	12-15	.800	28	54	82	3.3	44	13	19	12	14	153	6.1

Player Averages

Games Played	Minutes/game	Points/game	FG Pct	3FG Pct	FT Pct	Rebounds/game	Assists/game	Turnovers/game	Assist/Turnover ratio	Steals/game	Blocks/game
25	17.7	6.1	38.7	33.3	80.0	3.3	0.5	0.8	0.7	0.6	0.5

CAREER STATS

SEASON TEAM	GP-GS	MIN/AVG	Field Goals		3-Point		F-Throws		Rebounds				Scoring	
			FG-FGA	FG%	3FG-3FGA	3FG%	FT-FTA	FT%	OFF	DEF	TOT	AVG	PF-FO	PTS AVG
2019-20 OSU	26-1	236/9.1	27-68	.397	12-35	.343	5-8	.625	23	37	60	2.3	20-0	71 2.7
2020-21 OSU	27-8	389/14.4	44-107	.411	16-59	.271	14-22	.636	37	73	110	4.1	32-0	118 4.4
2021-22 OSU	25-1	443/17.7	53-137	.387	35-105	.333	12-15	.800	28	54	82	3.3	44-0	153 6.1
TOTAL	78-10	1068/13.7	124-312	.397	63-199	.317	31-45	.689	88	164	252	3.2	96-0	342 4.4

CAREER GAME HIGHS / SUPERLATIVES

Points	17 vs Texas, 01/08/22
Rebounds	12, 2X, last vs Oral Roberts, 12/08/20
Field Goals	6 vs Texas, 01/08/22
Field Goals Att.	11, 2X, last at Kansas State, 02/02/22
3-Point FG	5 vs Texas, 01/08/22
3-Point FG Att.	9, 2X, last at Kansas State, 02/02/22
Free Throws Made	5 vs N.C. State, 11/17/21
Free Throws Att.	6 vs N.C. State, 11/17/21
Assists	4 vs West Virginia, 01/04/21
Steals	3 vs Houston, 12/18/21
Blocks	3, 2X, last at TCU, 02/08/22
Minutes	28:59 at UTA, 11/25/20

Miscellaneous

	Career
Games with 10+ points	9
Games with 20+ points	0
Games with 5+ rebounds	17
Games with 10+ rebounds	2
Games with 3+ assists	3
Games with 2+ steals	4
Games with 2+ blocks	5
Double-Doubles	1
Games led OSU in points	2
Games led OSU in rebounds	3
Games led OSU in assists	1
Games led OSU in steals	1
Games led OSU in blocks	9

Forward • 6-9 • 210 • Junior • Tulsa, Okla. • Memorial HS



- ## 2021-22 GAME-BY-GAME STATS

Opponent	Date	GS	MIN	Total		3-Pointers		Free throws		Rebounds			PF	A	TO	BLK	STL	PTS	AVG		
				FG	PCT	3FG	3FGA	PCT	FT	FTA	PCT	OFF								DEF	TOT
Prairie View	11/14/2021		10:59	2-2	1.000	0-0	.000	1-2	.500	0	0	0	0.0	1	0	2	2	5	5.0		
vs UMass Lowell	11/16/2021		08:34	1-2	.500	0-0	.000	1-3	.333	0	1	1	0.5	2	2	3	1	3	4.0		
vs NC State	11/17/2021		17:55	8-14	.571	0-0	.000	4-4	1.000	2	2	4	1.7	4	0	1	5	1	20	9.3	
Col. of Charleston	11/22/2021		12:36	5-5	1.000	0-0	.000	3-3	1.000	0	2	2	1.8	2	1	2	5	0	13	10.3	
at Oral Roberts	11/26/2021		19:41	5-11	.455	0-0	.000	1-2	.500	0	1	1	1.6	4	0	1	2	2	11	10.4	
Wichita St.	12/01/2021		09:55	1-1	1.000	0-0	.000	2-2	1.000	0	0	0	1.3	0	0	1	0	2	4	9.3	
Xavier	12/05/2021		13:01	2-6	.333	0-1	.000	3-4	.750	0	2	2	1.4	4	2	1	0	0	7	9.0	
Cleveland St.	12/13/2021	*	26:14	6-10	.600	0-0	.000	1-2	.500	6	2	8	2.3	2	3	3	1	1	13	9.5	
vs Houston	12/18/2021	*	14:52	4-5	.800	0-0	.000	0-2	.000	4	5	9	3.0	4	0	4	2	0	8	9.3	
Kansas	01/04/2022	*	09:00	0-2	.000	0-0	.000	2-2	1.000	0	0	0	2.7	1	2	0	0	0	2	8.6	
at West Virginia	01/11/2022		11:58	1-4	.250	0-0	.000	0-0	.000	2	1	3	2.7	0	0	1	0	0	2	8.0	
at Texas Tech	01/13/2022		02:37	0-0	.000	0-0	.000	1-2	.500	0	1	1	2.6	1	0	0	0	0	1	7.4	
TCU	01/19/2022		06:27	1-2	.500	0-0	.000	1-4	.250	1	0	1	2.5	1	0	1	2	0	3	7.1	
at Texas	01/22/2022		10:45	3-5	.600	0-0	.000	0-0	.000	1	5	6	2.7	2	0	2	2	1	6	7.0	
Iowa St.	01/26/2022		05:59	2-2	1.000	0-0	.000	2-2	1.000	0	0	0	2.5	1	0	0	0	0	6	6.9	
at Florida	01/29/2022		06:55	1-1	1.000	0-0	.000	0-0	.000	0	0	0	2.4	1	0	2	0	0	2	6.6	
at Kansas St.	02/02/2022		03:34	0-0	.000	0-0	.000	0-0	.000	0	0	0	2.2	1	0	1	0	0	0	6.2	
Oklahoma	02/05/2022		16:33	4-10	.400	0-0	.000	4-5	.800	1	4	5	2.4	0	1	1	1	0	12	6.6	
at TCU	02/08/2022		07:00	2-2	1.000	0-0	.000	0-0	.000	1	0	1	2.3	2	0	0	0	0	4	6.4	
West Virginia	02/12/2022		10:13	2-2	1.000	0-0	.000	0-0	.000	3	2	5	2.5	0	0	1	2	0	4	6.3	
at Kansas	02/14/2022		11:50	3-7	.429	0-0	.000	2-2	1.000	3	2	5	2.6	2	0	0	2	1	8	6.4	
Totals			3	236:37	53-93	.570	0-1	.000	28-41	.683	24	30	54	2.6	35	12	25	27	11	134	6.4

Games Played	Minutes/game	Points/game	FG Pct	3FG Pct	FT Pct	Rebounds/game	Assists/game	Turnovers/game	Assist/Turnover ratio	Steals/game	Blocks/game
21	11.3	6.4	57.0	0.0	68.3	2.6	0.6	1.2	0.5	0.5	1.3

Points	22 vs Texas, 02/06/21
Rebounds	15 vs Texas, 02/06/21
Field Goals	10 vs Baylor, 01/23/21
Field Goals Att.	15 vs Baylor, 01/23/21
3-Point FG	-
3-Point FG Att.	1 vs Cleveland State, 12/13/21
Free Throws Made	12 vs vs Texas Tech, 02/15/20
Free Throws Att.	14 vs vs Texas Tech, 02/15/20
Assists	3, 2X, vs Cleveland State, 12/13/21
Steals	4 vs Oakland, 12/05/20
Blocks	6, 2X, last vs West Virginia, 03/11/21
Minutes	40:55 vs Texas, 02/06/21


Games with 10+ points	21
Games with 20+ points	3
Games with 5+ rebounds	25
Games with 10+ rebounds	3
Games with 3+ assists	-
Games with 2+ steals	4
Games with 2+ blocks	20
Double-Doubles	2
Games led OSU in points	6
Games led OSU in rebounds	10
Games led OSU in assists	1
Games led OSU in steals	7
Games led OSU in blocks	32

		Field Goals				3-Point		F-Throws		Rebounds				PF-FO A				TO BLK STL				Scoring	
SEASON	TEAM	GP-GS	MIN	AVG	FG-FGA	FG%	3FG-3FGA	3FG%	FT-FTA	FT%	OFF	DEF	TOT	AVG	PF-FO	A	TO	BLK	STL	P	PTS		
2019-20	OSU	31-4	363	11.7	56-102	.549	0-0	.000	35-48	.729	41	53	94	3.0	53-1	13	22	23	7	147	4.7		
2020-21	OSU	30-24	619	20.6	113-176	.642	0-0	.000	56-86	.651	51	110	161	5.4	74-3	24	56	49	19	282	9.4		
2021-22	OSU	21-3	237	11.3	53-93	.570	0-1	.000	28-41	.683	24	30	54	2.6	35-0	12	25	27	11	133	6.3		
TOTAL		82-31	1218	14.9	222-371	.598	0-1	.000	119-175	.680	116	193	309	3.8	162-4	49	103	99	37	564	6.9		

PLAYER SPOTLIGHT

23 TYREEK SMITH

Forward • 6-7 • 220 • Redshirt Sophomore • Baton Rouge, La. • Texas Tech/Trinity Christian HS



- Led Texas Tech in production per minute in both rebounds (.29) and blocks (.09) during the 2020-21 season.
- Shot a team-high 60.9 percent from the floor and ranked second on the squad with 21 blocks in 2020-21.
- 2021 Academic All-Big 12 Conference selection for the Red Raiders.
- Developed a reputation for providing a dose of energy and a defensive presence to the Texas Tech lineup.
- Saw action in all 29 games for the Red Raiders, who went 18-11 and advanced to the round of 32 in the NCAA Tournament.
- Recorded a career-best eight rebounds in a home victory over Oklahoma with two on the offensive end.
- Also had back-to-back six rebound performances in the final two home games of the year against Iowa State and TCU.
- The Baton Rouge, Louisiana native averaged 2.6 points, 2.4 rebounds and 0.7 blocks per game in 8.6 minutes per contest.
- Went 4-of-4 from the floor for 9 points in Texas Tech's win over TCU on March 2, and ended the season with seven outings of at least five points.
- Posted four points, three boards and a block when Oklahoma State visited Lubbock on Jan. 2.
- Took a medical redshirt for the 2019-20 season at Texas Tech.
- 2018 TAAPS 5A Player of the Year for Trinity Christian High School in the Dallas/Fort Worth Metroplex.
- Averaged 17.9 points, 12.3 rebounds and 3.0 blocks per game as a senior at Trinity Christian.
- According to Rivals, Smith was the No. 104 ranked player in the nation and a four-star talent when he signed with Texas Tech.
- 247Sports listed Smith the No. 22 power forward in the country.
- First-team All-State selection and his district's Defensive Player of the Year as a senior.
- Averaged 20 points, 11 rebounds and 2.9 blocks as junior.
- On the AAU circuit, Smith played for Mudiay Elite in the Under Armour Association, where he averaged 16.4 points and 10.9 rebounds per game.
- Owned the paint in a 21-point game against Baylor that included 10-of-15 shooting.

2021-22 GAME-BY-GAME STATS

Opponent	Date	GS	MIN	Total		3-Pointers		Free throws		Rebounds				PF	A	TO	BLK	STL	PTS	AVG
				FG-FGA	PCT	3FG-3FGA	PCT	FT-FTA	PCT	OFF	DEF	TOT	AVG							
UT Arlington	11/09/2021		11:54	0-2	.000	0-1	.000	0-0	.000	0	2	2	2.0	1	0	1	0	0	0	0.0
Oakland	11/12/2021		02:37	1-1	1.000	0-0	.000	0-1	.000	0	2	2	2.0	0	0	0	0	0	2	1.0
Prairie View	11/14/2021		09:07	2-2	1.000	0-0	.000	4-5	.800	0	3	3	2.3	1	0	0	0	1	8	3.3
vs UMass Lowell	11/16/2021		05:14	1-2	.500	0-1	.000	0-0	.000	1	1	2	2.3	0	2	0	0	0	2	3.0
vs NC State	11/17/2021		13:21	5-7	.714	0-1	.000	0-0	.000	5	0	5	2.8	2	1	0	1	0	10	4.4
Col. of Charleston	11/22/2021		06:39	3-3	1.000	0-0	.000	0-0	.000	1	0	1	2.5	0	0	0	1	0	6	4.7
at Oral Roberts	11/26/2021		11:58	3-5	.600	0-0	.000	0-0	.000	2	2	4	2.7	1	2	0	1	0	6	4.9
Wichita St.	12/01/2021		11:33	1-2	.500	0-0	.000	0-2	.000	1	0	1	2.5	0	0	2	1	0	2	4.5
Xavier	12/05/2021		08:12	1-1	1.000	0-0	.000	0-0	.000	1	2	3	2.6	4	0	1	0	0	2	4.2
Cleveland St.	12/13/2021		12:09	1-2	.500	0-1	.000	1-2	.500	1	1	2	2.5	2	0	1	2	0	3	4.1
vs Houston	12/18/2021		09:50	0-0	.000	0-0	.000	0-0	.000	1	0	1	2.4	0	0	2	1	1	0	3.7
Kansas	01/04/2022		03:53	1-1	1.000	0-0	.000	0-0	.000	1	1	2	2.3	0	0	0	0	0	2	3.6
Texas	01/08/2022		10:27	1-3	.333	0-0	.000	1-2	.500	1	1	2	2.3	1	0	2	0	0	3	3.5
at West Virginia	01/11/2022		12:40	1-1	1.000	0-0	.000	0-0	.000	2	2	4	2.4	2	0	1	0	0	2	3.4
at Texas Tech	01/13/2022		11:38	1-2	.500	0-0	.000	0-0	.000	2	4	6	2.7	0	1	0	0	0	2	3.3
at Baylor	01/15/2022		21:53	1-3	.333	0-0	.000	1-2	.500	2	6	8	3.0	1	2	1	1	1	3	3.3
TCU	01/19/2022		13:47	0-1	.000	0-0	.000	2-2	1.000	4	3	7	3.2	1	0	1	2	1	2	3.2
at Texas	01/22/2022		16:05	3-3	1.000	0-0	.000	0-0	.000	0	2	2	3.2	2	0	0	1	0	6	3.4
Iowa St.	01/26/2022		07:07	1-2	.500	0-0	.000	0-0	.000	0	1	1	3.1	0	0	0	1	0	2	3.3
at Florida	01/29/2022		13:45	2-2	1.000	0-0	.000	1-2	.500	0	0	0	2.9	2	0	0	0	0	5	3.4
at Kansas St.	02/02/2022		07:02	0-1	.000	0-0	.000	0-0	.000	1	0	1	2.8	1	0	1	0	0	0	3.2
Oklahoma	02/05/2022		09:57	1-1	1.000	0-0	.000	0-0	.000	0	2	2	2.8	0	0	0	2	1	2	3.2
at TCU	02/08/2022		12:31	2-2	1.000	0-0	.000	1-2	.500	0	0	0	2.7	0	1	0	2	0	5	3.3
West Virginia	02/12/2022	*	22:49	2-2	1.000	0-0	.000	2-2	1.000	1	2	3	2.7	0	1	1	0	0	6	3.4
at Kansas	02/14/2022	*	20:25	1-4	.250	0-0	.000	2-2	1.000	2	2	4	2.7	1	0	0	0	0	4	3.4
Totals		2	286:32	35-55	.636	0-4	.000	15-24	.625	29	39	68	2.7	22	10	14	16	5	85	3.4

Player Averages

Games Played	Minutes/game	Points/game	FG Pct	3FG Pct	FT Pct	Rebounds/game	Assists/game	Turnovers/game	Assist/Turnover ratio	Steals/game	Blocks/game
25	11.5	3.4	63.6	0.0	62.5	2.7	0.4	0.6	0.7	0.2	0.6

CAREER STATS

				Field Goals		3-Point		F-Throws		Rebounds								Scoring		
SEASON	TEAM	GP-GS	MIN/AVG	FG-FGA	FG%	3FG-3FGA	3FG%	FT-FTA	FT%	OFF	DEF	TOT	AVG	PF-FO	A	TO	BLK	STL	PTS	AVG
2020-21	TTU	29-0	244/8.4	28-46	.609	3-8	.375	17-28	.607	21	50	71	2.4	21-0	6	5	21	2	76	2.6
2021-22	OSU	25-2	287/11.5	35-55	.636	0-4	.000	15-24	.625	29	39	68	2.7	22-0	10	14	16	5	85	3.4
TOTAL FOR OSU		25-2	287/11.5	35-55	.636	0-4	.000	15-24	.625	29	39	68	2.7	22-0	10	14	16	5	85	3.4
TOTAL		54-2	530/9.8	63-101	.624	3-12	.250	32-52	.615	50	89	139	2.6	43-0	16	19	37	7	161	3.0

CAREER GAME HIGHS / SUPERLATIVES

Points	10 vs N.C. State, 11/17/21
Rebounds	8, 2X, last at Baylor, 01/15/22
Field Goals	5 vs N.C. State, 11/17/21
Field Goals Att.	15 vs TCU, 03/02/21
3-Point FG	1, 3X, last vs Iowa State, 03/04/21
3-Point FG Att.	1, 11X, last vs Cleveland State, 12/13/21
Free Throws Made	3 vs Texas A&M Corpus Christi, 12/12/20
Free Throws Att.	5 vs Texas A&M Corpus Christi, 12/12/20
Assists	2 vs Oral Roberts, 11/26/21
Steals	2 vs Kansas State, 02/06/21
Blocks	3, 2X, last vs Kansas State, 02/06/21
Minutes	14:00 vs TCU, 03/02/21


Miscellaneous

	Career
Games with 10+ points	1
Games with 20+ points	-
Games with 5+ rebounds	7
Games with 10+ rebounds	-
Games with 3+ assists	0
Games with 2+ steals	1
Games with 2+ blocks	7
Double-Doubles	-
Games led OSU in points	-
Games led OSU in rebounds	3
Games led OSU in assists	-
Games led OSU in steals	-
Games led OSU in blocks	4

PLAYER SPOTLIGHT

24 WOODY NEWTON

Guard • 6-8 • 225 • Sophomore • Syracuse/Mt. Zion Prep



- Posted a solid freshman campaign at Syracuse that included 46.4 percent shooting and a 38.9 percent clip from 3-point.
- Opened his collegiate career with nine points and five boards in a win over Niagara, and followed it up with nine points and eight rebounds in the win against Rider. He was a combined 4-of-6 from deep in those contests.
- In ACC play, Newton had additional solid outings against Boston College and No. 21 Rutgers, logging nine and six points, respectively.
- He also saw the floor in games against Duke, Clemson, Pittsburgh, and hit a 3-pointer in Syracuse's NCAA Tournament upset over No. 6 seed San Diego State.
- Averaged 3.5 points and 1.8 rebounds per game in his time at Syracuse.
- Rivals rated Newton the nation's No. 126 recruit and the No. 26 power forward in America coming out of Mt. Zion Prep in 2020.
- Newton proved a scoring threat and a defensive stalwart thanks to his ability to guard multiple positions inside and on the perimeter.
- Led the Warriors to the 2019 National Prep School quarterfinals as a senior at Mt. Zion.
- Posted a 21-point outburst against Brewster Academy that included five 3-pointers.
- Recorded a 26-point night against Hargrave Military Prep.
- Prior to his time at Mt. Zion, Newton starred at McKinley Tech, where he was named an All-DC First Team selection by DMVelite.com.
- Averaged 17.8 points and 10.1 rebounds per game with the Trainers in 2017-18.

2021-22 GAME-BY-GAME STATS

Opponent	Date	GS	MIN	Total		3-Pointers		Free throws		Rebounds				PF	A	TO	BLK	STL	PTS	AVG
				FG-FGA	PCT	3FG-3FGA	PCT	FT-FTA	PCT	OFF	DEF	TOT	AVG							
UT Arlington	11/09/2021	09:19	1-3	.333	1-3	.333	0-0	.000	1	1	2	2.0	2	0	0	1	3	3.0		
Oakland	11/12/2021	07:57	1-3	.333	1-3	.333	0-0	.000	0	0	0	1.0	0	1	0	0	0	3	3.0	
Prairie View	11/14/2021	10:05	0-1	.000	0-1	.000	2-2	1.000	0	1	1	1.0	2	1	0	1	0	2	2.7	
vs UMass Lowell	11/16/2021	05:28	0-1	.000	0-1	.000	0-1	.000	0	1	1	1.0	0	0	0	1	0	0	2.0	
Col. of Charleston	11/22/2021	04:00	2-4	.500	1-2	.500	0-0	.000	1	0	1	1.0	0	0	0	1	0	5	2.6	
Xavier	12/05/2021	07:54	2-5	.400	2-5	.400	0-0	.000	1	1	2	1.2	2	0	1	0	1	6	3.2	
Cleveland St.	12/13/2021	10:11	1-2	.500	1-2	.500	0-2	.000	1	2	1.3	2	0	0	0	1	3	3.1		
vs Houston	12/18/2021	04:17	0-0	.000	0-0	.000	0-0	.000	0	1	1	1.3	1	0	0	0	0	0	2.8	
Kansas	01/04/2022	08:40	2-4	.500	0-2	.000	0-0	.000	0	0	0	1.1	0	0	0	0	1	4	2.9	
at Florida	01/29/2022	07:33	0-0	.000	0-0	.000	0-0	.000	1	0	1	1.1	0	1	0	0	0	0	2.6	
at Kansas St.	02/02/2022	07:23	0-2	.000	0-2	.000	0-0	.000	0	0	0	1.0	0	0	0	0	0	0	2.4	
Oklahoma	02/05/2022	03:22	0-0	.000	0-0	.000	0-0	.000	0	0	0	0.9	0	0	0	0	0	0	2.2	
at Kansas	02/14/2022	06:55	0-2	.000	0-2	.000	0-0	.000	0	1	1	0.9	1	0	0	0	0	0	2.0	
Totals		0	93:04	9-27	.333	6-23	.261	2-5	.400	5	7	12	0.9	10	3	1	3	4	26	2.0

Player Averages

Games Played	Minutes/game	Points/game	FG Pct	3FG Pct	FT Pct	Rebounds/game	Assists/game	Turnovers/game	Assist/Turnover ratio	Steals/game	Blocks/game
13	7.2	2.0	33.3	26.1	40.0	0.9	0.2	0.1	3.0	0.3	0.2

CAREER STATS

NEWTON, Woody

SEASON	TEAM	GP-GS		Field Goals		3-Point		F-Throws		Rebounds				Scoring						
		MIN	AVG	FG-FGA	FG%	3FG-3FGA	3FG%	FT-FTA	FT%	OFF	DEF	TOT	AVG	PF-FO	A	TO	BLK	STL	PTS	AVG
2020-21	Syr	11-0	87/7.9	13-28	.464	7-18	.389	5-8	.625	2	18	20	1.8	9-0	1	4	3	3	38	3.5
2021-22	OSU	13-0	93/7.2	9-27	.333	6-23	.261	2-5	.400	5	7	12	0.9	10-0	3	1	3	4	26	2.0
TOTAL FOR OSU		13-0	93/7.2	9-27	.333	6-23	.261	2-5	.400	5	7	12	0.9	10-0	3	1	3	4	26	2.0

CAREER GAME HIGHS / SUPERLATIVES

Points	9, 2X, last vs Rider, 12/05/20
Rebounds	8 vs Rider, 12/05/20
Field Goals	4 vs Rider, 12/05/20
Field Goals Att.	7 at Boston College, 12/12/20
3-Point FG	3 vs Rider, 12/05/20
3-Point FG Att.	5 vs Xavier, 12/05/21
Free Throws Made	2, 2X, last vs Northeastern, 12/16/20
Free Throws Att.	4 vs Niagara, 12/03/20
Assists	1, 3X, last vs Prairie View A&M, 11/14/21
Steals	2 vs Niagara, 12/03/20
Blocks	2 vs Niagara, 12/03/20
Minutes	22:00 vs Rider, 12/05/20

Miscellaneous

Miscellaneous	Career
Games with 10+ points	-
Games with 20+ points	-
Games with 5+ rebounds	2
Games with 10+ rebounds	-
Games with 3+ assists	-
Games with 2+ steals	1
Games with 2+ blocks	1
Double-Doubles	-
Games led OSU in points	-
Games led OSU in rebounds	-
Games led OSU in assists	-
Games led OSU in steals	-
Games led OSU in blocks	-

PLAYER SPOTLIGHT

25 BERNARD KOUMA

Forward • 6-10 • 240 • Junior • South Plains College / Our Saviour Lutheran HS [NY]

(Pronounced: COO-muh)



- Emerged as a physical and reliable big man with soft touch around the net.
- Pulled down a game-high 10 rebounds in OSU's key road win at No. 6 West Virginia in the regular season finale. He also added six points in the victory.
- Shot 61.5 percent from the floor on the year, which was second only to Kalib Boone in 2020-21.
- Lauded by the OSU coaches for doing the little things that help win games - screening, communicating, ect.
- Scored six points on 2-of-3 shooting in the NCAA Tournament second-round game against Oregon State.
- Ke7 cog in OSU's nine wins over AP Top-25 squads, the program's first Big 12 Championship title game appearance since 2005 and its first NCAA Tournament victory since 2009.
- Earned two starts on the season, including OSU's win at Wichita State, the AAC regular season champs.
- Hit 6-of-7 free throws on the year for a clip of 85.7 percent from the stripe.
- Scored in 14 games and averaged 1.5 points and 1.4 rebounds on the season.
- Saw action in 26 games and averaged 6.8 minutes per contest for the Cowboys.
- Shot 57.3 percent for South Plains College in 2019-20.
- Averaged 4.1 points and posted three double-digit scoring games for the Texans.
- Posted a 19-point, 10-rebound double-double against Lamar State-Port Arthur on Nov. 9, 2019.
- Effective in the paint, Kouma tallied 10 double-digit rebound games as a freshman.
- Was a standout at Christ Our Savior Lutheran High School in New York, where he was ranked among the nation's top 400 recruits of 2018 according to 247Sports.

2021-22 GAME-BY-GAME STATS

Opponent	Date	GS	MIN	Total		3-Pointers		Free throws		Rebounds				PF		A		BLK		STL		PTS		AVG
				FG-FGA	PCT	3FG-3FGA	PCT	FT-FTA	PCT	OFF	DEF	TOT	AVG											
UT Arlington	11/09/2021		03:52	1-2	.500	0-0	.000	1-2	.500	1	1	2	2.0	0	0	1	0	0	0	0	0	3	3.0	
Prairie View	11/14/2021		01:11	0-0	.000	0-0	.000	0-0	.000	0	0	0	1.0	1	0	1	0	0	0	0	0	0	1.5	
vs UMass Lowell	11/16/2021		04:01	1-1	1.000	0-0	.000	0-0	.000	0	0	0	0.7	1	0	0	0	0	0	0	0	2	1.7	
Col. of Charleston	11/22/2021		01:04	0-0	.000	0-0	.000	0-0	.000	0	0	0	0.5	0	0	0	0	0	0	0	0	0	1.3	
vs Houston	12/18/2021		01:23	1-1	1.000	0-0	.000	0-0	.000	0	0	0	0.4	1	0	1	0	0	0	0	0	2	1.4	
West Virginia	02/12/2022		00:34	0-0	.000	0-0	.000	0-0	.000	0	0	0	0.3	0	0	0	0	0	0	0	0	0	1.2	
Totals			0 12:05	3-4	.750	0-0	.000	1-2	.500	1	1	2	0.3	3	0	3	0	0	0	0	0	7	1.2	

Player Averages

Games Played	Minutes/ game	Points/ game	FG Pct	3FG Pct	FT Pct	Rebounds/ game	Assists/ game	Turnovers/ game	Assist/Turnover ratio	Steals/ game	Blocks/ game
6	2.0	1.2	75.0	0.0	50.0	0.3	0.0	0.5	0.0	0.0	0.0

CAREER GAME HIGHS / SUPERLATIVES

Points	6 at West Virginia, 03/06/21
Rebounds	10 at West Virginia, 03/06/21
Field Goals	3 at West Virginia, 03/06/21
Field Goals Att.	7 at West Virginia, 03/06/21
3-Point FG	-
3-Point FG Att.	-
Free Throws Made	2, 2X, last vs Oregon State, 03/21/21
Free Throws Att.	2, 3X, last vs Oregon State, 03/21/21
Assists	2 vs Oakland, 12/05/20
Steals	-
Blocks	1, 3X, last vs Oregon State, 03/21/21
Minutes	21:18 at West Virginia, 03/06/21

Miscellaneous

Miscellaneous	Career
Games with 10+ points	-
Games with 20+ points	-
Games with 5+ rebounds	1
Games with 10+ rebounds	1
Games with 3+ assists	-
Games with 2+ steals	-
Games with 2+ blocks	-
Double-Doubles	-
Games led OSU in points	-
Games led OSU in rebounds	1
Games led OSU in assists	-
Games led OSU in steals	-
Games led OSU in blocks	2

CAREER STATS

				Field Goals		3-Point		F-Throws		Rebounds										Scoring	
SEASON	TEAM	GP-GS	MIN/AVG	FG-FGA	FG%	3FG-3FGA	3FG%	FT-FTA	FT%	OFF	DEF	TOT	AVG	PF-FO	A	TO	BLK	STL	PTS	AVG	
2020-21	OSU	26-2	177/6.8	16-26	.615	0-0	.000	6-7	.857	20	16	36	1.4	30-1	2	10	3	0	38	1.5	
2021-22	OSU	6-0	12/2.0	3-4	.750	0-0	.000	1-2	.500	1	1	2	0.3	3-0	0	3	0	0	7	1.2	
TOTAL		32-2	189/5.9	19-30	.633	0-0	.000	7-9	.778	21	17	38	1.2	33-1	2	13	3	0	45	1.4	

PLAYER SPOTLIGHT

33 MOUSSA CISSE

Forward • 6-10 • 225 • Sophomore • Memphis

(pronounced: MOO-suh SEE-say)



- Oklahoma State basketball coach Mike Boynton announced the signing of the 2021 American Athletic Conference Freshman of the Year and former five-star big man on July 21, 2021.
- Listed at 6-10 and a springy 225 pounds, the Conakry, Guinea native started every game for Memphis as a freshman in 2020-21 and helped lead the Tigers to the National Invitational Tournament (NIT) title.
- Cisse averaged 6.3 rebounds and 1.64 blocks per game, which ranked seventh and second in the AAC, respectively. Instinctive on the offensive glass, Cisse ranked fifth among all players in the AAC with 2.3 offensive rebounds per game.
- A three-time AAC Freshman of the Week, Cisse rejected a total of 46 shots (in just 28 games), which ranked 37th in the country and tops in his conference. He led the Tigers with four double-doubles and had six double-digit rebounding games, including a 14-rebound performance against Auburn that included 10 offensive boards.
- No slouch on the offensive end, Cisse shot 55.2 percent from the floor and averaged 6.6 points per game. He opened his collegiate career with 10 points against Saint Mary's, and counts a career-best 15-point performance at East Carolina among his seven double-digit scoring games. Cisse shot 66.7 percent from the floor and blocked 2.0 shots per game during Memphis' run to the NIT championship.
- A prep star at Lausanne Collegiate School in Memphis, Cisse was ranked the No. 2 center and the No. 10 overall player in the nation by 247Sports with a grade of 0.9968. He led Lausanne to the Division II-A state title with an average of 18.7 points, 14.0 rebounds and 8.0 blocks per game. He posted 17 triple-doubles that season, and in November of 2019 he recorded an outing with 31 points, 22 rebounds and 21 blocks.
- Cisse was named Tennessee's Mr. Basketball (Division II-A) in his lone season in the state after transferring from Middle Village, New York, where he led Christ the King Regional High School to the NYSFSSA state title game in 2019. Before Christ the King, Cisse attended St. Benedict's Prep in Newark, New Jersey, where he was teammates with Miami Heat forward Precious Achiuwa, the 2020 AAC Player of the Year.

2021-22 GAME-BY-GAME STATS

Opponent	Date	GS	MIN	Total		3-Pointers		Free throws		Rebounds				PF	A	TO	BLK	STL	PTS	AVG	
				FG-FGA	PCT	3FG-3FGA	PCT	FT-FTA	PCT	OFF	DEF	TOT	AVG								
UT Arlington	11/09/2021	*	17:28	7-9	.778	0-0	.000	3-6	.500	4	6	10	10.0	2	1	0	2	17	17.0		
Oakland	11/12/2021	*	22:59	1-4	.250	0-0	.000	0-0	.000	1	1	2	6.0	0	1	1	0	2	9.5		
Prairie View	11/14/2021	*	18:58	3-5	.600	0-0	.000	4-6	.667	2	5	7	6.3	4	0	2	3	1	10	9.7	
vs UMass Lowell	11/16/2021	*	20:18	4-7	.571	0-0	.000	4-5	.800	3	8	11	7.5	3	1	5	2	0	12	10.3	
vs NC State	11/17/2021	*	06:58	0-1	.000	0-0	.000	0-2	.000	1	0	1	6.2	3	1	2	1	0	0	8.2	
Col. of Charleston	11/22/2021	*	19:41	5-7	.714	0-0	.000	0-0	.000	2	3	5	6.0	3	1	1	6	0	10	8.5	
at Oral Roberts	11/26/2021	*	13:21	0-4	.000	0-0	.000	0-0	.000	4	2	6	6.0	1	0	2	2	0	0	7.3	
Wichita St.	12/01/2021	*	20:45	2-4	.500	0-0	.000	0-1	.000	2	3	5	5.9	1	0	1	1	1	4	6.9	
Xavier	12/05/2021	*	18:47	1-5	.200	0-0	.000	1-3	.333	2	7	9	6.2	4	1	1	2	1	3	6.4	
Cleveland St.	12/13/2021		03:02	0-0	.000	0-0	.000	0-0	.000	0	1	1	5.7	0	0	0	0	0	0	5.8	
Kansas	01/04/2022		25:51	2-6	.333	0-0	.000	4-6	.667	2	6	8	5.9	3	0	0	4	0	8	6.0	
Texas	01/08/2022	*	21:56	2-5	.400	0-0	.000	4-6	.667	3	1	4	5.8	2	0	2	1	1	8	6.2	
at West Virginia	01/11/2022	*	11:27	2-5	.400	0-0	.000	3-4	.750	2	2	4	5.6	3	0	2	1	0	7	6.2	
at Texas Tech	01/13/2022	*	23:19	3-3	1.000	0-0	.000	2-4	.500	2	1	3	5.4	1	0	1	1	1	8	6.4	
at Baylor	01/15/2022	*	18:07	3-5	.600	0-0	.000	0-0	.000	1	5	6	5.5	2	0	1	2	0	6	6.3	
TCU	01/19/2022	*	19:46	1-3	.333	0-0	.000	1-4	.250	2	2	4	5.4	3	0	0	0	0	3	6.1	
at Texas	01/22/2022	*	12:59	1-2	.500	0-0	.000	3-5	.600	5	1	6	5.4	3	0	0	1	0	5	6.1	
Iowa St.	01/26/2022	*	31:49	4-5	.800	0-0	.000	0-2	.000	6	1	7	5.5	2	0	4	2	0	8	6.2	
at Florida	01/29/2022	*	15:55	1-3	.333	0-0	.000	3-4	.750	4	3	7	5.6	2	0	0	0	0	5	6.1	
at Kansas St.	02/02/2022	*	21:46	1-2	.500	0-0	.000	0-0	.000	1	4	5	5.6	2	0	2	2	2	5	5.9	
Oklahoma	02/05/2022	*	20:24	5-8	.625	0-0	.000	2-4	.500	0	3	3	5.4	0	0	1	1	2	12	6.2	
at TCU	02/08/2022	*	19:34	4-6	.667	0-0	.000	1-2	.500	2	4	6	5.5	4	0	1	1	1	9	6.3	
West Virginia	02/12/2022	*	25:34	8-12	.667	0-0	.000	2-4	.500	6	4	10	5.7	2	1	0	1	0	18	6.8	
at Kansas	02/14/2022	*	19:12	4-5	.800	0-0	.000	0-0	.000	3	8	11	5.9	4	1	1	1	0	8	6.9	
Totals			22	449:56	64-116	.552	0-0	.000	37-68	.544	60	81	141	5.9	54	8	30	38	11	165	6.9

Player Averages

Games Played	Minutes/game	Points/game	FG Pct	3FG Pct	FT Pct	Rebounds/game	Assists/game	Turnovers/game	Assist/Turnover ratio	Steals/game	Blocks/game
24	18.7	6.9	55.2	0.0	54.4	5.9	0.3	1.3	0.3	0.5	1.6

CAREER STATS

				Field Goals		3-Point		F-Throws		Rebounds											Scoring	
SEASON	TEAM	GP-GS	MIN/AVG	FG-FGA	FG%	3FG-3FGA	3FG%	FT-FTA	FT%	OFF	DEF	TOT	AVG	PF-FO	A	TO	BLK	STL	PTS	AVG		
2020-21	Mem	28-28	519/18.5	80-145	.552	0-1	.000	24-74	.324	63	113	176	6.3	66-2	13	44	46	8	184	6.6		
2021-22	OSU	24-22	450/18.7	64-116	.552	0-0	.000	37-68	.544	60	81	141	5.9	54-0	8	30	38	11	165	6.9		
TOTAL FOR OSU		24-22	450/18.7	64-116	.552	0-0	.000	37-68	.544	60	81	141	5.9	54-0	8	30	38	11	165	6.9		
TOTAL		52-50	969/18.6	144-261	.552	0-1	.000	61-142	.430	123	194	317	6.1	120-2	21	74	84	19	349	6.7		

CAREER GAME HIGHS / SUPERLATIVES

Points	18 vs West Virginia, 02/12/22
Rebounds	14 vs Auburn, 10/12/20
Field Goals	8 vs West Virginia, 02/12/22
Field Goals Att.	13 vs East Carolina, 01/24/21
3-Point FG	-
3-Point FG Att.	1 at South Florida, 03/02/21
Free Throws Made	4, 4X, last vs Texas, 01/08/22
Free Throws Att.	6, 5X, last vs Texas, 01/08/22
Assists	2 vs Tulane, 12/16/21
Steals	2 at Kansas State, 02/02/22
Blocks	6 vs Col. of Charleston, 11/22/21
Minutes	31:49 vs Iowa State, 01/26/22


Miscellaneous

Miscellaneous	Career
Games with 10+ points	13
Games with 20+ points	-
Games with 5+ rebounds	35
Games with 10+ rebounds	9
Games with 3+ assists	1
Games with 2+ steals	1
Games with 2+ blocks	22
Double-Doubles	6
Games led OSU in points	2
Games led OSU in rebounds	9
Games led OSU in assists	-
Games led OSU in steals	1
Games led OSU in blocks	14

PLAYER SPOTLIGHT

35 WESTON CHURCH

Guard • 6-3 • 180 • Sophomore • Fairview, Okla. • Fairview HS



- Recorded his first bucket in a Cowboy uniform in the final seconds of the 2021-22 season opener against UT Arlington to a standing ovation from the home crowd at Gallagher-Iba Arena.
- Joined the Cowboys as a walk-on in the fall of 2020 and provided a strong practice presence.
- Key cog in OSU's nine wins over AP Top-25 squads, the program's first Big 12 Championship title game appearance since 2005 and its first NCAA Tournament victory since 2009.
- The Enid News named Church to their All-Northwest Oklahoma First Team following the 2020 season.
- Averaged 24.7 points and 5.0 rebounds per game as a senior.
- Earned a spot on the Oklahoma Basketball Coaches Association All-District 1 Team and was named an All-Great Plains Conference selection.
- Named to the OCA Small West 2A All-Star Team.
- Named the valedictorian of his graduating class at Fairview.
- President of his school's Future Farmers of America chapter, and also served as Fairview's student council treasurer and was an active member of the school's National Honors Society and Fellowship of Christian Athletes groups.
- Born on March 15, 2002.
- Son of Scott and Natalie Church.
- Has one brother, Will.
- Plans to major in Secondary Education at Oklahoma State.

2021-22 GAME-BY-GAME STATS

Opponent	Date	GS	MIN	Total		3-Pointers		Free throws		Rebounds				PF	A	TO	BLK	STL	PTS	AVG
				FG-FGA	PCT	3FG-3FGA	PCT	FT-FTA	PCT	OFF	DEF	TOT	AVG							
UT Arlington	11/09/2021		01:24	1-2	.500	0-0	.000	0-0	.000	1	0	1	1.0	1	0	1	0	0	2	2.0
Prairie View	11/14/2021		01:43	0-0	.000	0-0	.000	0-0	.000	0	0	0	0.5	0	0	0	0	0	0	1.0
Col. of Charleston	11/22/2021		01:25	0-0	.000	0-0	.000	0-0	.000	0	0	0	0.3	0	0	0	0	0	0	0.7
West Virginia	02/12/2022		01:09	0-1	.000	0-0	.000	0-0	.000	0	0	0	0.3	0	0	0	0	1	0	0.5
Totals		0	05:41	1-3	.333	0-0	.000	0-0	.000	1	0	1	0.3	1	0	1	0	1	2	0.5

Player Averages

Games Played	Minutes/game	Points/game	FG Pct	3FG Pct	FT Pct	Rebounds/game	Assists/game	Turnovers/game	Assist/Turnover ratio	Steals/game	Blocks/game
4	1.4	0.5	33.3	0.0	0.0	0.3	0.0	0.3	0.0	0.3	0.0

CAREER GAME HIGHS / SUPERLATIVES

Points	2 vs UT Arlington, 11/09/21
Rebounds	-
Field Goals	1 vs UT Arlington, 11/09/21
Field Goals Att.	2 vs UT Arlington, 11/09/21
3-Point FG	-
3-Point FG Att.	-
Free Throws Made	-
Free Throws Att.	-
Assists	-
Steals	1 vs West Virginia, 02/12/22
Blocks	-
Minutes	1:24 vs UT Arlington, 11/09/21

Miscellaneous

Career
Games with 10+ points
Games with 20+ points
Games with 5+ rebounds
Games with 10+ rebounds
Games with 3+ assists
Games with 2+ steals
Games with 2+ blocks
Double-Doubles
Games led OSU in points
Games led OSU in rebounds
Games led OSU in assists
Games led OSU in steals
Games led OSU in blocks

CAREER STATS

SEASON TEAM	GP-GS	MIN	AVG	Field Goals		3-Point		F-Throws		Rebounds				Scoring						
				FG-FGA	FG%	3FG-3FGA	3FG%	FT-FTA	FT%	OFF	DEF	TOT	AVG	PF-FO	A	TO	BLK	STL	PTS	AVG
2021-22 OSU	4-0	6/1.4	1-3	.333	0-0	.000	0-0	.000	1	0	1	0.3	1-0	0	1	0	1	2	0.5	
TOTAL	4-0	6/1.4	1-3	.333	0-0	.000	0-0	.000	1	0	1	0.3	1-0	0	1	0	1	2	0.5	

2021-22 CUMULATIVE STATS

Game Records

Record	Overall	Home	Away	Neutral
ALL GAMES	12-13	8-5	2-7	2-1
CONFERENCE	5-8	4-2	1-6	0-0
NON-CONFERENCE	7-5	4-3	1-1	2-1

Score by Periods

Team	1st	2nd	OT	TOT
Oklahoma St.	818	889	31	1738
Opponents	768	876	28	1672

Team Box Score

No.	Player				Total		3-Point		F-Throw		Rebounds											
		GP-GS	MIN	AVG	FG-FGA	FG%	3FG-3FGA	3FG%	FT-FTA	FT%	OFF	DEF	TOT	AVG	PF	DQ	A	TO	BLK	STL	PTS	AVG
0	ANDERSON, III, Avery	25-25	692:36	27.7	95-240	.396	27-80	.338	69-93	.742	8	65	73	2.9	62	1	57	71	7	46	286	11.4
1	THOMPSON, Bryce	24-20	602:46	25.1	95-224	.424	21-74	.284	38-55	.691	10	43	53	2.2	48	0	24	30	3	16	249	10.4
14	WILLIAMS, Bryce	19-8	440:48	23.2	56-151	.371	21-75	.280	47-56	.839	6	34	40	2.1	41	0	60	48	7	28	180	9.5
13	LIKEKELE, Isaac	25-25	781:55	31.3	77-174	.443	1-9	.111	29-54	.537	40	99	139	5.6	40	1	90	48	4	34	184	7.4
33	CISSE, Moussa	24-22	449:56	18.7	64-116	.552	0-0	.000	37-68	.544	60	81	141	5.9	54	0	8	30	38	11	165	6.9
22	BOONE, Kalib	21-3	236:37	11.3	53-93	.570	0-1	.000	28-41	.683	24	30	54	2.6	35	0	12	25	27	11	134	6.4
20	BOONE, Keylan	25-1	443:26	17.7	53-137	.387	35-105	.333	12-15	.800	28	54	82	3.3	44	0	13	19	12	14	153	6.1
5	WALKER, Rondel	25-8	528:39	21.1	41-118	.347	18-67	.269	22-27	.815	9	47	56	2.2	30	1	26	27	3	41	122	4.9
12	MONCRIEFFE, Matthew-Alexander	25-7	399:10	16.0	46-90	.511	0-1	.000	23-41	.561	31	78	109	4.4	47	1	17	35	9	12	115	4.6
23	SMITH, Tyreek	25-2	286:32	11.5	35-55	.636	0-4	.000	15-24	.625	29	39	68	2.7	22	0	10	14	16	5	85	3.4
4	WILLIAMS, Donovan	9-4	96:03	10.7	8-20	.400	4-9	.444	8-14	.571	5	9	14	1.6	10	0	2	4	0	6	28	3.1
24	NEWTON, Woody	13-0	93:04	7.2	9-27	.333	6-23	.261	2-5	.400	5	7	12	0.9	10	0	3	1	3	4	26	2.0
25	KOUMA, Bernard	6-0	12:05	2.0	3-4	.750	0-0	.000	1-2	.500	1	1	2	0.3	3	0	0	3	0	0	7	1.2
15	SAGER, Carson	4-0	05:41	1.4	0-1	.000	0-0	.000	2-2	1.000	1	0	1	0.3	0	0	0	0	0	1	2	0.5
35	CHURCH, Weston	4-0	05:41	1.4	1-3	.333	0-0	.000	0-0	.000	1	0	1	0.3	1	0	0	1	0	1	2	0.5
Team											32	36	68					14				
Total		25	5075		636-1453	.438	133-448	.297	333-497	.670	290	623	913	36.5	447	4	322	370	129	230	1738	69.5
Opponents		25	5083		571-1431	.399	187-574	.326	343-468	.733	292	607	899	36.0	430	8	292	414	91	200	1672	66.9

Team Statistics

	OSU	OPP
Scoring	1738	1672
Points per game	69.5	66.9
Scoring margin	+2.6	-
Field goals-att	636-1453	571-1431
Field goal pct	.438	.399
3 point fg-att	133-448	187-574
3-point FG pct	.297	.326
3-pt FG made per game	5.3	7.5
Free throws-att	333-497	343-468
Free throw pct	.670	.733
F-Throws made per game	13.3	13.7
Rebounds	913	899
Rebounds per game	36.5	36.0
Rebounding margin	+0.6	-
Assists	322	292
Assists per game	12.9	11.7
Turnovers	370	414
Turnovers per game	14.8	16.6
Turnover margin	+1.8	-
Assist/turnover ratio	0.9	0.7
Steals	230	200
Steals per game	9.2	8.0
Blocks	129	91
Blocks per game	5.2	3.6
Winning streak	0	-
Home win streak	2	-
Attendance	107133	90825
Home games-Avg/Game	13-8241	9-10092
Neutral site-Avg/Game	-	3-500

Team Results

Date	Opponent		Score	Att.
11/09/2021	UT Arlington	W	88-45	7981
11/12/2021	Oakland	L	55-56	8729
11/14/2021	Prairie View	W	72-59	7346
11/16/2021	vs UMass Lowell	W	80-58	0
11/17/2021	vs NC State	W	74-68	1500
11/22/2021	Col. of Charleston	W	96-66	8307
11/26/2021	at Oral Roberts	Wot	78-77	6094
12/01/2021	Wichita St.	L	51-60	8134
12/05/2021	Xavier	L	71-77	7326
12/13/2021	Cleveland St.	Wot	98-93	6961
12/18/2021	vs Houston	L	61-72	0
01/04/2022	Kansas	L	63-74	8246
01/08/2022	Texas	W	64-51	8204
01/11/2022	at West Virginia	L	60-70	10352
01/13/2022	at Texas Tech	L	57-78	14853
01/15/2022	at Baylor	W	61-54	8861
01/19/2022	TCU	W	57-56	8400
01/22/2022	at Texas	L	51-56	13203
01/26/2022	Iowa St.	Lot	81-84	8271
01/29/2022	at Florida	L	72-81	10056
02/02/2022	at Kansas St.	L	68-71	5860
02/05/2022	Oklahoma	W	64-55	11215
02/08/2022	at TCU	L	73-77	5246
02/12/2022	West Virginia	W	81-58	8013
02/14/2022	at Kansas	L	62-76	16300

BIG 12 ONLY

Game Records

Record	Overall	Home	Away	Neutral
ALL GAMES	5-8	4-2	1-6	0-0
CONFERENCE	5-8	4-2	1-6	0-0
NON-CONFERENCE	0-0	0-0	0-0	0-0

Score by Periods

Team	1st	2nd	OT	TOT
Oklahoma St.	382	449	11	842
Opponents	413	433	14	860

Team Box Score

No.	Player				Total		3-Point		F-Throw		Rebounds												
		GP-GS	MIN	AVG	FG-FGA	FG%	3FG-3FGA	3FG%	FT-FTA	FT%	OFF	DEF	TOT	AVG	PF	DQ	A	TO	BLK	STL	PTS	AVG	
1	THOMPSON, Bryce	13-12	344:14	26.5	58-132	.439	8-36	.222	28-38	.737	7	23	30	2.3	30	0	15	17	2	9	152	11.7	
0	ANDERSON, III, Avery	13-13	376:51	29.0	42-122	.344	14-41	.341	41-55	.745	2	40	42	3.2	36	0	36	34	4	23	139	10.7	
33	CISSE, Moussa	13-12	271:44	20.9	40-67	.597	0-0	.000	22-41	.537	35	42	77	5.9	31	0	2	15	18	7	102	7.8	
13	LIKEKELE, Isaac	13-13	401:19	30.9	42-97	.433	0-1	.000	12-22	.545	25	50	75	5.8	19	0	46	20	3	17	96	7.4	
14	WILLIAMS, Bryce	10-6	230:20	23.0	25-73	.342	11-37	.297	11-13	.846	1	20	21	2.1	21	0	30	26	2	9	72	7.2	
20	BOONE, Keylan	13-1	252:07	19.4	31-84	.369	22-68	.324	0-0	.000	10	27	37	2.8	24	0	5	11	9	6	84	6.5	
5	WALKER, Rondel	13-4	275:32	21.2	22-61	.361	12-36	.333	11-13	.846	5	25	30	2.3	13	0	11	14	2	21	67	5.2	
22	BOONE, Kalib	11-1	95:56	8.7	18-36	.500	0-0	.000	12-17	.706	12	15	27	2.5	11	0	3	7	9	2	48	4.4	
23	SMITH, Tyreek	13-2	170:14	13.1	15-26	.577	0-0	.000	9-12	.750	16	26	42	3.2	9	0	5	7	9	3	39	3.0	
12	MONCRIEFFE, Matthew-Alexander	13-1	167:35	12.9	14-34	.412	0-0	.000	9-15	.600	14	28	42	3.2	14	0	6	12	1	3	37	2.8	
4	WILLIAMS, Donovan	2-0	09:57	5.0	1-3	.333	0-1	.000	0-0	.000	0	1	1	0.5	3	0	0	1	0	0	2	1.0	
24	NEWTON, Woody	4-0	26:20	6.6	2-8	.250	0-6	.000	0-0	.000	0	1	1	0.3	1	0	0	0	0	1	4	1.0	
25	KOUMA, Bernard	1-0	00:34	0.6	0-0	.000	0-0	.000	0-0	.000	0	0	0	0.0	0	0	0	0	0	0	0	0.0	
15	SAGER, Carson	1-0	01:09	1.2	0-0	.000	0-0	.000	0-0	.000	0	0	0	0.0	0	0	0	0	0	0	0	0.0	
35	CHURCH, Weston	1-0	01:09	1.2	0-1	.000	0-0	.000	0-0	.000	0	0	0	0.0	0	0	0	0	0	1	0	0.0	
Team											14	17	31				8						
Total		13	2625		310-744	.417	67-226	.296	155-226	.686	141	315	456	35.1	212	0	159	172	59	102	842	64.8	
Opponents		13	2633		305-754	.405	98-304	.322	152-203	.749	149	328	477	36.7	202	1	164	191	46	84	860	66.2	

Team Statistics

	OSU	OPP
Scoring	842	860
Points per game	64.8	66.2
Scoring margin	-1.4	-
Field goals-att	310-744	305-754
Field goal pct	.417	.405
3 point fg-att	67-226	98-304
3-point FG pct	.296	.322
3-pt FG made per game	5.2	7.5
Free throws-att	155-226	152-203
Free throw pct	.686	.749
F-Throws made per game	11.9	11.7
Rebounds	456	477
Rebounds per game	35.1	36.7
Rebounding margin	-1.6	-
Assists	159	164
Assists per game	12.2	12.6
Turnovers	172	191
Turnovers per game	13.2	14.7
Turnover margin	+1.5	-
Assist/turnover ratio	0.9	0.9
Steals	102	84
Steals per game	7.8	6.5
Blocks	59	46
Blocks per game	4.5	3.5
Winning streak	0	-
Home win streak	2	-
Attendance	52349	74675
Home games-Avg/Game	6-8725	7-10668
Neutral site-Avg/Game	-	0-0

Team Results

Date	Opponent		Score	Att.
01/04/2022	Kansas	L	63-74	8246
01/08/2022	Texas	W	64-51	8204
01/11/2022	at West Virginia	L	60-70	10352
01/13/2022	at Texas Tech	L	57-78	14853
01/15/2022	at Baylor	W	61-54	8861
01/19/2022	TCU	W	57-56	8400
01/22/2022	at Texas	L	51-56	13203
01/26/2022	Iowa St.	Lot	81-84	8271
02/02/2022	at Kansas St.	L	68-71	5860
02/05/2022	Oklahoma	W	64-55	11215
02/08/2022	at TCU	L	73-77	5246
02/12/2022	West Virginia	W	81-58	8013
02/14/2022	at Kansas	L	62-76	16300

GAME-BY-GAME / OPPONENT GAME-BY-GAME

OKLAHOMA STATE GAME-BY-GAME

Opponent	Date	Score		Total		3-Pointers		Free throws		Rebounds										
				FG-FGA	PCT	3FG-3FGA	PCT	FT-FTA	PCT	OFF	DEF	TOT	AVG	PF	A	TO	BLK	STL	PTS	AVG
UT Arlington	11/09/2021	88-45	W	33-71	.465	9-25	.360	13-17	.765	19	31	50	50.0	13	20	12	3	15	88	88.0
Oakland	11/12/2021	55-56	L	23-53	.434	3-17	.176	6-12	.500	8	23	31	40.5	11	15	18	3	8	55	71.5
Prairie View	11/14/2021	72-59	W	20-43	.465	4-13	.308	28-46	.609	9	24	33	38.0	19	13	20	7	17	72	71.7
vs UMass Lowell	11/16/2021	80-58	W	30-51	.588	4-11	.364	16-24	.667	9	28	37	37.8	22	19	19	5	11	80	73.8
vs NC State	11/17/2021	74-68	W	24-62	.387	2-13	.154	24-31	.774	16	28	44	39.0	27	14	12	10	8	74	73.8
Col. of Charleston	11/22/2021	96-66	W	38-67	.567	9-18	.500	11-15	.733	11	25	36	38.5	19	18	18	16	16	96	77.5
at Oral Roberts	11/26/2021	78-77	Wot	33-78	.423	2-16	.125	10-14	.714	17	34	51	40.3	17	9	10	8	7	78	77.6
Wichita St.	12/01/2021	51-60	L	18-48	.375	6-21	.286	9-19	.474	11	26	37	39.9	14	9	21	3	7	51	74.3
Xavier	12/05/2021	71-77	L	27-64	.422	7-26	.269	10-16	.625	11	22	33	39.1	24	13	16	5	8	71	73.9
Cleveland St.	12/13/2021	98-93	Wot	36-68	.529	9-25	.360	17-26	.654	12	24	36	38.8	17	16	18	6	10	98	76.3
vs Houston	12/18/2021	61-72	L	18-50	.360	3-19	.158	22-32	.688	13	22	35	38.5	24	7	18	3	12	61	74.9
Kansas	01/04/2022	63-74	L	25-70	.357	4-17	.235	9-13	.692	14	22	36	38.3	12	10	11	6	12	63	73.9
Texas	01/08/2022	64-51	W	20-52	.385	8-17	.471	16-23	.696	11	25	36	38.1	12	13	9	3	6	64	73.2
at West Virginia	01/11/2022	60-70	L	23-58	.397	5-19	.263	9-15	.600	11	28	39	38.1	23	10	17	1	9	60	72.2
at Texas Tech	01/13/2022	57-78	L	18-56	.321	6-21	.286	15-22	.682	13	23	36	38.0	18	12	15	1	7	57	71.2
at Baylor	01/15/2022	61-54	W	25-56	.446	5-16	.313	6-8	.750	5	31	36	37.9	16	16	10	5	9	61	70.6
TCU	01/19/2022	57-56	W	19-54	.352	6-19	.316	13-23	.565	14	19	33	37.6	15	8	11	8	9	57	69.8
at Texas	01/22/2022	51-56	L	21-56	.375	2-9	.222	7-12	.583	11	21	32	37.3	20	8	15	4	12	51	68.7
Iowa St.	01/26/2022	81-84	Lot	26-55	.473	7-24	.292	22-29	.759	12	21	33	37.1	21	15	16	3	6	81	69.4
at Florida	01/29/2022	72-81	L	26-54	.481	8-18	.444	12-19	.632	13	21	34	36.9	28	10	16	1	9	72	69.5
at Kansas St.	02/02/2022	68-71	L	27-57	.474	8-25	.320	6-7	.857	9	24	33	36.7	12	16	14	4	4	68	69.4
Oklahoma	02/05/2022	64-55	W	24-50	.480	4-12	.333	12-16	.750	5	26	31	36.5	11	13	16	8	10	64	69.2
at TCU	02/08/2022	73-77	L	31-63	.492	6-17	.353	5-10	.500	11	13	24	35.9	19	15	11	7	9	73	69.3
West Virginia	02/12/2022	81-58	W	26-54	.481	3-13	.231	26-34	.765	14	34	48	36.4	13	13	15	4	5	81	69.8
at Kansas	02/14/2022	62-76	L	25-63	.397	3-17	.176	9-14	.643	11	28	39	36.5	20	10	12	5	4	62	69.5
Total		1738		636-1453	.438	133-448	.297	333-497	.670	290	623	913	36.5	447	322	370	129	230	1738	69.5
Opponents		1672		571-1431	.399	187-574	.326	343-468	.733	292	607	899	36.0	430	292	414	91	200	1672	66.9

OPPONENT GAME-BY-GAME

Opponent	Date	Score		Total		3-Pointers		Free throws		Rebounds										
				FG-FGA	PCT	3FG-3FGA	PCT	FT-FTA	PCT	OFF	DEF	TOT	AVG	PF	A	TO	BLK	STL	PTS	AVG
UT Arlington	11/09/2021	88-45	W	20-53	.377	2-20	.100	3-10	.300	8	20	28	28.0	17	6	22	7	8	45	45.0
Oakland	11/12/2021	55-56	L	20-52	.385	6-20	.300	10-12	.833	9	26	35	31.5	12	9	18	2	6	56	50.5
Prairie View	11/14/2021	72-59	W	18-50	.360	7-19	.368	16-21	.762	12	24	36	33.0	28	6	29	2	16	59	53.3
vs UMass Lowell	11/16/2021	80-58	W	21-58	.362	5-21	.238	11-15	.733	12	15	27	31.5	18	11	19	3	11	58	54.5
vs NC State	11/17/2021	74-68	W	17-56	.304	5-20	.250	29-35	.829	15	24	39	33.0	23	8	17	5	7	68	57.2
Col. of Charleston	11/22/2021	96-66	W	18-61	.295	9-22	.409	21-23	.913	18	21	39	34.0	18	8	28	1	10	66	58.7
at Oral Roberts	11/26/2021	78-77	Wot	28-65	.431	13-33	.394	8-14	.571	6	31	37	34.4	18	15	11	5	5	77	61.3
Wichita St.	12/01/2021	51-60	L	24-57	.421	6-17	.353	6-11	.545	11	22	33	34.3	15	12	15	2	10	60	61.1
Xavier	12/05/2021	71-77	L	24-57	.421	6-18	.333	23-31	.742	14	28	42	35.1	18	7	17	6	10	77	62.9
Cleveland St.	12/13/2021	98-93	Wot	35-69	.507	9-24	.375	14-22	.636	12	27	39	35.5	22	23	17	1	12	93	65.9
vs Houston	12/18/2021	61-72	L	22-52	.423	11-25	.440	17-30	.567	15	24	39	35.8	22	13	19	5	10	72	66.5
Kansas	01/04/2022	63-74	L	28-65	.431	9-23	.391	9-12	.750	17	33	50	37.0	13	15	17	5	5	74	67.1
Texas	01/08/2022	64-51	W	20-51	.392	6-22	.273	5-7	.714	7	26	33	36.7	17	11	14	5	7	51	65.8
at West Virginia	01/11/2022	60-70	L	22-59	.373	5-19	.263	21-22	.955	10	26	36	36.6	17	12	12	6	12	70	66.1
at Texas Tech	01/13/2022	57-78	L	28-56	.500	9-23	.391	13-19	.684	6	27	33	36.4	16	13	12	4	8	78	66.9
at Baylor	01/15/2022	61-54	W	18-58	.310	8-28	.286	10-14	.714	11	27	38	36.5	12	10	11	1	4	54	66.1
TCU	01/19/2022	57-56	W	19-55	.345	7-20	.350	11-17	.647	17	27	44	36.9	20	11	22	5	5	56	65.5
at Texas	01/22/2022	51-56	L	18-49	.367	6-21	.286	14-16	.875	10	28	38	37.0	11	10	20	4	9	56	65.0
Iowa St.	01/26/2022	81-84	Lot	32-60	.533	12-28	.429	8-16	.500	10	19	29	36.6	23	21	15	3	4	84	66.0
at Florida	01/29/2022	72-81	L	19-47	.404	10-31	.323	33-41	.805	11	17	28	36.2	17	10	11	6	11	81	66.8
at Kansas St.	02/02/2022	68-71	L	27-61	.443	9-23	.391	8-10	.800	11	22	33	36.0	9	13	13	1	6	71	67.0
Oklahoma	02/05/2022	64-55	W	23-61	.377	6-22	.273	3-4	.750	12	24	36	36.0	15	9	17	1	8	55	66.4
at TCU	02/08/2022	73-77	L	26-55	.473	7-20	.350	18-23	.783	14	23	37	36.0	13	16	17	2	2	77	66.9
West Virginia	02/12/2022	81-58	W	19-60	.317	7-27	.259	13-16	.813	8	16	24	35.5	22	7	12	4	7	58	66.5
at Kansas	02/14/2022	62-76	L	25-64	.391	7-28	.250	19-27	.704	16	30	46	36.0	14	16	9	5	7	76	66.9
Total		1672		571-1431	.399	187-574	.326	343-468	.733	292	607	899	36.0	430	292	414	91	200	1672	66.9
Oklahoma St.		1738		636-1453	.438	133-448	.297	333-497	.670	290	623	913	36.5	447	322	370	129	230	1738	69.5

SUPERLATIVES

Oklahoma St. - Game Highs

POINTS	98 96 88 81 81	Cleveland St. (12/13/2021) Col. of Charleston (11/22/2021) UT Arlington (11/09/2021) West Virginia (02/12/2022) Iowa St. (01/26/2022)
FIELD GOALS MADE	38 36	Col. of Charleston (11/22/2021) Cleveland St. (12/13/2021)
FIELD GOAL ATTEMPTS	78 71	at Oral Roberts (11/26/2021) UT Arlington (11/09/2021)
FIELD GOAL PERCENTAGE	.588 (30-51) .567 (38-67)	vs UMass Lowell (N) (11/16/2021) Col. of Charleston (11/22/2021)
3 PT FG MADE	9 9 9	Cleveland St. (12/13/2021) Col. of Charleston (11/22/2021) UT Arlington (11/09/2021)
3 PT FG ATTEMPTS	26 25 25 25	Xavier (12/05/2021) at Kansas St. (02/02/2022) Cleveland St. (12/13/2021) UT Arlington (11/09/2021)
3 PT FG PERCENTAGE	.500 (9-18) .471 (8-17)	Col. of Charleston (11/22/2021) Texas (01/08/2022)
FREE THROWS MADE	28 26	Prairie View (11/14/2021) West Virginia (02/12/2022)
FREE THROW ATTEMPTS	46 34	Prairie View (11/14/2021) West Virginia (02/12/2022)
FREE THROW PERCENTAGE	.857 (6-7) .774 (24-31)	at Kansas St. (02/02/2022) vs NC State (N) (11/17/2021)
REBOUNDS	51 50	at Oral Roberts (11/26/2021) UT Arlington (11/09/2021)
ASSISTS	20 19	UT Arlington (11/09/2021) vs UMass Lowell (N) (11/16/2021)
STEALS	17 16	Prairie View (11/14/2021) Col. of Charleston (11/22/2021)
BLOCKED SHOTS	16 10	Col. of Charleston (11/22/2021) vs NC State (N) (11/17/2021)
TURNOVERS	21 20	Wichita St. (12/01/2021) Prairie View (11/14/2021)
FOULS	28 27	at Florida (01/29/2022) vs NC State (N) (11/17/2021)

SUPERLATIVES

Opponent - Game Highs

POINTS	93		Cleveland St. (12/13/2021)
	84		Iowa St. (01/26/2022)
	81		at Florida (01/29/2022)
	78		at Texas Tech (01/13/2022)
	77		at TCU (02/08/2022)
	77		Xavier (12/05/2021)
	77		at Oral Roberts (11/26/2021)
FIELD GOALS MADE	35		Cleveland St. (12/13/2021)
	32		Iowa St. (01/26/2022)
FIELD GOAL ATTEMPTS	69		Cleveland St. (12/13/2021)
	65		Kansas (01/04/2022)
	65		at Oral Roberts (11/26/2021)
FIELD GOAL PERCENTAGE	.533	(32-60)	Iowa St. (01/26/2022)
	.507	(35-69)	Cleveland St. (12/13/2021)
3 PT FG MADE	13		at Oral Roberts (11/26/2021)
	12		Iowa St. (01/26/2022)
3 PT FG ATTEMPTS	33		at Oral Roberts (11/26/2021)
	31		at Florida (01/29/2022)
3 PT FG PERCENTAGE	.440	(11-25)	vs Houston (N) (12/18/2021)
	.429	(12-28)	Iowa St. (01/26/2022)
FREE THROWS MADE	33		at Florida (01/29/2022)
	29		vs NC State (N) (11/17/2021)
FREE THROW ATTEMPTS	41		at Florida (01/29/2022)
	35		vs NC State (N) (11/17/2021)
FREE THROW PERCENTAGE	.955	(21-22)	at West Virginia (01/11/2022)
	.913	(21-23)	Col. of Charleston (11/22/2021)
REBOUNDS	50		Kansas (01/04/2022)
	46		at Kansas (02/14/2022)
ASSISTS	23		Cleveland St. (12/13/2021)
	21		Iowa St. (01/26/2022)
STEALS	16		Prairie View (11/14/2021)
	12		at West Virginia (01/11/2022)
	12		Cleveland St. (12/13/2021)
BLOCKED SHOTS	7		UT Arlington (11/09/2021)
	6		at Florida (01/29/2022)
	6		at West Virginia (01/11/2022)
	6		Xavier (12/05/2021)
TURNOVERS	29		Prairie View (11/14/2021)
	28		Col. of Charleston (11/22/2021)
FOULS	30		Prairie View (11/14/2021)
	23		Iowa St. (01/26/2022)
	23		vs NC State (N) (11/17/2021)

SUPERLATIVES

Oklahoma St. - Game Lows

POINTS	51		at Texas (01/22/2022)
	51		Wichita St. (12/01/2021)
	55		Oakland (11/12/2021)
	57		TCU (01/19/2022)
	57		at Texas Tech (01/13/2022)
FIELD GOALS MADE	18		at Texas Tech (01/13/2022)
	18		vs Houston (N) (12/18/2021)
	18		Wichita St. (12/01/2021)
FIELD GOAL ATTEMPTS	43		Prairie View (11/14/2021)
	48		Wichita St. (12/01/2021)
FIELD GOAL PERCENTAGE	.321	(18-56)	at Texas Tech (01/13/2022)
	.352	(19-54)	TCU (01/19/2022)
3 PT FG MADE	2		at Texas (01/22/2022)
	2		at Oral Roberts (11/26/2021)
	2		vs NC State (N) (11/17/2021)
3 PT FG ATTEMPTS	9		at Texas (01/22/2022)
	11		vs UMass Lowell (N) (11/16/2021)
3 PT FG PERCENTAGE	.125	(2-16)	at Oral Roberts (11/26/2021)
	.154	(2-13)	vs NC State (N) (11/17/2021)
FREE THROWS MADE	5		at TCU (02/08/2022)
	6		at Kansas St. (02/02/2022)
	6		at Baylor (01/15/2022)
	6		Oakland (11/12/2021)
FREE THROW ATTEMPTS	7		at Kansas St. (02/02/2022)
	8		at Baylor (01/15/2022)
FREE THROW PERCENTAGE	.474	(9-19)	Wichita St. (12/01/2021)
	.500	(6-12)	Oakland (11/12/2021)
	.500	(5-10)	at TCU (02/08/2022)
REBOUNDS	24		at TCU (02/08/2022)
	31		Oklahoma (02/05/2022)
	31		Oakland (11/12/2021)
ASSISTS	7		vs Houston (N) (12/18/2021)
	8		at Texas (01/22/2022)
	8		TCU (01/19/2022)
STEALS	4		at Kansas (02/14/2022)
	4		at Kansas St. (02/02/2022)
BLOCKED SHOTS	1		at Florida (01/29/2022)
	1		at Texas Tech (01/13/2022)
	1		at West Virginia (01/11/2022)
TURNOVERS	9		Texas (01/08/2022)
	10		at Baylor (01/15/2022)
	10		at Oral Roberts (11/26/2021)
FOULS	11		Oklahoma (02/05/2022)
	11		Oakland (11/12/2021)

SUPERLATIVES

Opponent - Game Lows

POINTS	45		UT Arlington (11/09/2021)
	51		Texas (01/08/2022)
	54		at Baylor (01/15/2022)
	55		Oklahoma (02/05/2022)
	56		at Texas (01/22/2022)
	56		TCU (01/19/2022)
	56		Oakland (11/12/2021)
FIELD GOALS MADE	17		vs NC State (N) (11/17/2021)
	18		at Texas (01/22/2022)
	18		at Baylor (01/15/2022)
	18		Col. of Charleston (11/22/2021)
	18		Prairie View (11/14/2021)
FIELD GOAL ATTEMPTS	47		at Florida (01/29/2022)
	49		at Texas (01/22/2022)
FIELD GOAL PERCENTAGE	.295	(18-61)	Col. of Charleston (11/22/2021)
	.304	(17-56)	vs NC State (N) (11/17/2021)
3 PT FG MADE	2		UT Arlington (11/09/2021)
	5		at West Virginia (01/11/2022)
	5		vs NC State (N) (11/17/2021)
	5		vs UMass Lowell (N) (11/16/2021)
3 PT FG ATTEMPTS	17		Wichita St. (12/01/2021)
	18		Xavier (12/05/2021)
3 PT FG PERCENTAGE	.100	(2-20)	UT Arlington (11/09/2021)
	.238	(5-21)	vs UMass Lowell (N) (11/16/2021)
FREE THROWS MADE	3		Oklahoma (02/05/2022)
	3		UT Arlington (11/09/2021)
FREE THROW ATTEMPTS	4		Oklahoma (02/05/2022)
	7		Texas (01/08/2022)
FREE THROW PERCENTAGE	.300	(3-10)	UT Arlington (11/09/2021)
	.500	(8-16)	Iowa St. (01/26/2022)
REBOUNDS	24		West Virginia (02/12/2022)
	27		vs UMass Lowell (N) (11/16/2021)
ASSISTS	6		Prairie View (11/14/2021)
	6		UT Arlington (11/09/2021)
STEALS	2		at TCU (02/08/2022)
	4		Iowa St. (01/26/2022)
	4		at Baylor (01/15/2022)
BLOCKED SHOTS	1		Oklahoma (02/05/2022)
	1		at Kansas St. (02/02/2022)
	1		at Baylor (01/15/2022)
	1		Cleveland St. (12/13/2021)
	1		Col. of Charleston (11/22/2021)
TURNOVERS	9		at Kansas (02/14/2022)
	11		at Florida (01/29/2022)
	11		at Baylor (01/15/2022)
	11		at Oral Roberts (11/26/2021)
FOULS	9		at Kansas St. (02/02/2022)
	11		at Texas (01/22/2022)

SUPERLATIVES

Oklahoma St. - Individual Game Highs

POINTS	34		Avery Anderson, III vs Iowa St. (01/26/2022)
	29		Avery Anderson, III vs Cleveland St. (12/13/2021)
	29		Bryce Williams vs Cleveland St. (12/13/2021)
	26		Avery Anderson, III vs Xavier (12/05/2021)
	22		Bryce Thompson at Kansas St. (02/02/2022)
FIELD GOALS MADE	11		Avery Anderson, III vs Cleveland St. (12/13/2021)
	10		Bryce Thompson at Kansas St. (02/02/2022)
	10		Bryce Williams vs Cleveland St. (12/13/2021)
	10		Avery Anderson, III vs Xavier (12/05/2021)
FIELD GOAL ATTEMPTS	19		Bryce Williams vs Cleveland St. (12/13/2021)
	18		Bryce Thompson at Texas (01/22/2022)
	18		Avery Anderson, III vs Xavier (12/05/2021)
FIELD GOAL PERCENTAGE (min 5 made)	1.000	(5-5)	Kalib Boone vs Col. of Charleston (11/22/2021)
	.833	(5-6)	Bryce Thompson vs UMass Lowell (N) (11/16/2021)
3 PT FG MADE	5		Avery Anderson, III vs Iowa St. (01/26/2022)
	5		Keylan Boone vs Texas (01/08/2022)
	5		Bryce Williams vs Cleveland St. (12/13/2021)
3 PT FG ATTEMPTS	11		Rondel Walker at Kansas St. (02/02/2022)
	11		Avery Anderson, III vs Iowa St. (01/26/2022)
3 PT FG PERCENTAGE (min 2 made)	.750	(3-4)	Keylan Boone at Florida (01/29/2022)
	.750	(3-4)	Keylan Boone vs UMass Lowell (N) (11/16/2021)
FREE THROWS MADE	12		Bryce Williams vs Houston (N) (12/18/2021)
	11		Avery Anderson, III vs Iowa St. (01/26/2022)
FREE THROW ATTEMPTS	13		Avery Anderson, III vs Iowa St. (01/26/2022)
	13		Bryce Williams vs Houston (N) (12/18/2021)
FREE THROW PERCENTAGE (min 3 made)	1.000	(6-6)	Rondel Walker vs Oklahoma (02/05/2022)
	1.000	(6-6)	Bryce Williams vs Texas (01/08/2022)
	1.000	(6-6)	Bryce Williams at Oral Roberts (11/26/2021)
	1.000	(6-6)	Rondel Walker vs NC State (N) (11/17/2021)
	1.000	(5-5)	Bryce Williams vs UMass Lowell (N) (11/16/2021)
	1.000	(4-4)	Bryce Thompson vs TCU (01/19/2022)
	1.000	(4-4)	Bryce Thompson at Baylor (01/15/2022)
	1.000	(4-4)	Isaac Likekele at Texas Tech (01/13/2022)
	1.000	(4-4)	Kalib Boone vs NC State (N) (11/17/2021)
	1.000	(4-4)	Donovan Williams vs UT Arlington (11/09/2021)
	1.000	(3-3)	Kalib Boone vs Col. of Charleston (11/22/2021)
REBOUNDS	12		Isaac Likekele vs Kansas (01/04/2022)
	11		Moussa Cisse at Kansas (02/14/2022)
	11		Moussa Cisse vs UMass Lowell (N) (11/16/2021)
ASSISTS	8		Isaac Likekele vs Iowa St. (01/26/2022)
	7		Avery Anderson, III at Kansas St. (02/02/2022)
	7		Bryce Williams vs Prairie View (11/14/2021)
STEALS	6		Rondel Walker at Texas (01/22/2022)
	5		Bryce Williams vs Houston (N) (12/18/2021)
BLOCKED SHOTS	6		Moussa Cisse vs Col. of Charleston (11/22/2021)
	5		Kalib Boone vs Col. of Charleston (11/22/2021)
	5		Kalib Boone vs NC State (N) (11/17/2021)
TURNOVERS	7		Bryce Williams vs Cleveland St. (12/13/2021)
	6		Bryce Williams vs Kansas (01/04/2022)
	6		Avery Anderson, III vs Wichita St. (12/01/2021)
FOULS	5		Rondel Walker at Florida (01/29/2022)
	5		Isaac Likekele vs NC State (N) (11/17/2021)
	5		Matthew-Alexander Moncrieffe vs UMass Lowell (N) (11/16/2021)
	5		Avery Anderson, III vs Oakland (11/12/2021)

SUPERLATIVES

Opponent - Individual Game Highs

TURNOVERS	8	Elijah Harkless vs Oklahoma (02/05/2022)
	7	D'Rell Roberts vs Prairie View (11/14/2021)
FOULS	5	Gabe Kalscheur vs Iowa St. (01/26/2022)
	5	Reggie Chaney vs Houston (N) (12/18/2021)
	5	Tre Gomillion vs Cleveland St. (12/13/2021)
	5	Francis Lācis at Oral Roberts (11/26/2021)
	5	Ebenezer Dowuona vs NC State (N) (11/17/2021)
	5	Jericole Hellems vs NC State (N) (11/17/2021)
	5	Jock Hughes vs Prairie View (11/14/2021)
	5	Jeremiah Kendall vs Prairie View (11/14/2021)

THE LAST TIME ...

TEAM

OSU Scored 100 Points..... 102 vs UT-Rio Grande Valley (Dec. 22, 2017)
Opponent Scored 100 Points..... 109 by Oklahoma (Jan. 3, 2018)

OSU Scored 90 Points..... 98 vs Cleveland State (Dec. 13, 2021)
Opponent Scored 90 Points..... 93 by Cleveland State (Dec. 13, 2021)

OSU Scored Fewer than 60 Points..... 51 at Texas (Jan. 22, 2022)
Opponent Scored Fewer than 60 Points..... 58 by West Virginia (Feb. 12, 2022)

OSU Scored Fewer than 50 Points..... 47 at West Virginia (Feb. 19, 2020)
Opponent Scored Fewer than 50 Points..... 45 by UT Arlington (Nov. 9, 2021)

OSU Won by 30 Points..... 30 vs Col. of Charleston (Nov. 22, 2021)
Opponent Won by 30 Points..... 35 by Texas Tech (Jan. 4, 2020)

OSU shot 65% from the floor..... 66.0 at Texas (March 7, 2020)
Opponent shot 65% from the floor..... 66.0 by Arizona (March 24, 2005)

OSU shot 60% from the floor..... 66.0 at Texas (March 7, 2020)
Opponent shot 60% from the floor..... 61.5 by Kansas State (Feb. 23, 2019)

OSU shot less than 25% from the floor..... 24.6 at South Carolina (Dec. 6, 2014)
Opponent shot less than 25% from the floor..... 22.4 by Southeastern Louisiana (Dec. 29, 2019)

OSU shot less than 35% from the floor..... 32.1 at Texas Tech (Jan. 13, 2022)
Opponent shot less than 35% from the floor..... 34.5 by TCU (Jan. 19, 2022)

OSU shot 50% from beyond the arc..... 50.0 vs Col. of Charleston (Nov. 22, 2021)
Opponent shot 50% from beyond the arc..... 50.0 by Texas Tech (Jan. 13, 2022)

OSU shot less than 20% from beyond the arc..... 17.6 at Kansas (Feb. 14, 2022)
Opponent shot less than 20% from beyond the arc..... 10.0 by UT Arlington (Nov. 9, 2021)

OSU made 10 three-pointers..... 10 vs Kansas State (Feb. 13, 2021)
Opponent made 10 three-pointers..... 13 by vs Oral Roberts (Nov. 26, 2021)

OSU shot 100% from the FT line (min. 10)..... 22-of-22 vs Texas Tech (Feb. 25, 2017)
Opponent shot 100% from the FT line (min. 10)..... 12-of-12 by Iowa State (Feb. 29, 2020)

OSU shot less than 50% from the FT line..... 42.9 at Iowa State (Jan. 25, 2021)
Opponent shot less than 50% from the FT line..... 30.0 by UT Arlington (Nov. 9, 2021)

OSU had 50 Rebounds..... 51 vs Oral Roberts (Nov. 26, 2021)
Opponent had 50 Rebounds..... 50 by Kansas, (Jan. 4, 2022)

OSU had 20 Offensive Rebounds..... 20 vs Oklahoma (Jan. 20, 2018)
Opponent had 20 Offensive Rebounds..... 22 by Texas (Feb. 6, 2021)

OSU had 20 Assists..... 20 vs Iowa State (Feb. 16, 2021)
Opponent had 20 Assists..... 21 by Iowa State (Jan. 26, 2022)

OSU had 10 Steals..... 10 vs Oklahoma (Feb. 5, 2022)
Opponent had 10 Steals..... 10 by Florida (Jan. 29, 2022)

OSU had 10 Blocked Shots..... 16 vs Col. of Charleston (Nov. 22, 2021)
Opponent had 10 Blocked Shots..... 11 by Oregon State (Mar. 21, 2021)

OSU had two 30-point scorers..... vs Southwestern State (Jan. 2, 2007)
Opponent had two 30-point scorers..... Never
OSU had three 30-point scorers..... vs Oral Roberts (March 4, 1993)

OSU had two 20-point scorers..... vs Cleveland State (Dec. 13, 2021)
Opponent had two 20-point scorers..... Oral Roberts (Nov. 26, 2021)

OSU had three 20-point scorers..... vs Oklahoma (Feb. 18, 2017)
Opponent had three 20-point scorers..... West Virginia (Jan. 4, 2021)
OSU had four 20-point scorers..... vs Northwestern State (Jan. 3, 2009)

Teams combined for four 20-point scorers..... vs Oklahoma (Feb. 18, 2017)
Teams combined for five 20-point scorers..... vs West Virginia (Jan. 4, 2021)
Teams combined for six 20-point scorers..... vs Providence (Nov. 25, 1993)

OSU had five double-figure scorers..... vs UMass Lowell (Nov. 16, 2021)
Opponent had five double-figure scorers..... by Kansas (Feb. 14, 2022)

OSU had six double-figure scorers..... vs Col. of Charleston (Nov. 22, 2021)
Opponent had six double-figure scorers..... by Minnesota (Nov. 30, 2018)

OSU had seven double-figure scorers..... vs Rogers State (Nov. 30, 2016)
Opponent had seven double-figure scorers..... Never

Teams combined for 10 double-figure scorers..... 10 vs Baylor (Feb. 8, 2020)

OSU had all 5 starters score in double figures..... vs TCU (March 13, 2019)
Opp. had all 5 starters score in double figures..... Kansas (Feb. 14, 2022)

OSU had no players score in double figures..... at Iowa State (Feb. 29, 2016)
Opp. had no players score in double figures..... UT Arlington (Nov. 9, 2021)

OSU had only one player score in double figures..... at Texas (Jan. 22, 2022)
Opp. had only one player score in double figures..... UMass Lowell (Nov. 16, 2021)

OSU had two double-figure rebounders..... at Oklahoma (Feb. 27, 2021)
OSU had three double-figure rebounders..... at UT Arlington (Nov. 25, 2020)
Opp. had two double-figure rebounders..... Kansas (Jan. 4, 2022)

OSU had two double-doubles..... vs Texas (Feb. 6, 2021)
OSU had three double-doubles..... vs Seattle (Nov. 14, 2009)
Opponent had two double-doubles..... Kansas (Feb. 8, 2021)*

*(Kansas totaled three double-doubles on Feb. 8, 2021)

THE LAST TIME ...

OSU scored 50 points in first half..... 53 vs UT-Rio Grande Valley (Dec. 22, 2017)
OSU scored 50 points in second half 53 vs Col. of Charleston (Nov. 22, 2021)

Opponent scored 50 points in first half..... 50, Oklahoma (Jan. 3, 2018)
Opponent scored 50 points in second half 50, Kansas (Feb. 08, 2021)

OSU scored less than 20 points in first half..... 17 at TCU (Jan. 11, 2020)
OSU scored less than 20 points in second half 14 at West Virginia (Feb. 19, 2020)

Opponent scored less than 20 points in first half..... 15, Prairie View A&M (Nov. 14, 2021)
Opponent scored less than 20 points in second half 12, Southeastern Louisiana (Dec. 29, 2019)

OSU had three players foul out at Baylor (Feb. 8, 2020)
Opponent had three players foul out West Virginia (Jan. 25, 2014)

OSU failed to make a 3-point attempt vs Iowa State (Jan. 8, 2001)
Opponent failed to make a 3-point attempt TCU (Feb. 14, 2015)

OSU defeated an AP ranked opponent..... 64-51 vs 14/14 vs Texas (Jan. 8, 2022)
OSU lost to an AP ranked opponent..... 62-76 at 6/6 vs Kansas (Feb. 14, 2022)

OSU won an overtime game 98-93 vs Cleveland State (Dec. 13, 2021)
OSU lost an overtime game..... 81-84 vs Iowa State (Jan. 26, 2022)

OSU won a double-overtime game..... 75-67 vs Texas (Feb. 6, 2021)
OSU lost a double-overtime game..... 67-68 vs Kansas (Feb. 20, 2013)

OSU won a triple-overtime game 105-103 vs Texas (Jan. 16, 2007)
OSU lost a triple-overtime game 97-98 vs Iowa State (Feb. 3, 2014)

OSU won a quadruple-overtime game 96-91 at Colorado (Feb. 5, 1983)
OSU lost a quadruple-overtime game..... Never

INDIVIDUAL

A Cowboy had a Triple-Double (P/R/A) 19/14/10, Maurice Baker vs UTSA (Jan. 3, 2001)
An Opponent had a Triple-Double (P/R/A) 19/10/11, Anthony Bowie, Oklahoma (Feb. 27, 1985)

A Cowboy had a Double-Double (PTS/REB)..... 18/10, Moussa Cisse vs West Virginia (Feb. 12, 2022)
An Opponent had a Double-Double (PTS/REB) 12/12, David McCormack, Kansas (Feb. 14, 2022)

A Cowboy had a Double-Double (PTS/AST).....15/11, Isaac Likekele vs TCU (Feb. 6, 2020)
An Opponent had a Double-Double (PTS/AST)10/11, Alex Robinson, TCU (Feb. 6, 2019)

A Cowboy had a 20/20 Performance (PTS/REB).... 37/20, Mario Boggan vs Texas (Jan. 16, 2007)
An Opponent had a 20/20 Performance (PTS/REB) 20/23, Reginald King, Alabama (Dec. 17, 1976)

A Cowboy had a 20/10 Performance (PTS/REB).....22/15 Kalib Boone vs Texas (Feb. 6, 2021)
An Opponent had a 20/10 Performance (PTS/REB).....21/14, Jericho Sims, Texas (March 13, 2021)

A Cowboy scored 30 points 34, Avery Anderson III vs Iowa State (Jan. 26, 2022)
An Opponent Scored 30 Points 31, D'Moi Hodge, Cleveland State (Dec. 13, 2021)

A Cowboy Scored 20 Points.....22,Bryce Thompson at Kansas State (Feb. 2, 2022)
An Opponent Scored 20 points 23, Tanner Groves, Oklahoma (Feb. 5, 2022)

A Cowboy had 20 Rebounds 20, Mario Boggan vs Texas (Jan. 16, 2007)
An Opponent had 20 Rebounds 21, Derek Culver, West Virginia (March 9, 2019)

A Cowboy had 15 Rebounds..... 15, Kalib Boone vs Texas (Feb. 6, 2021)
An Opponent had 15 Rebounds.....15, David McCormack, Kansas (Jan. 4, 2022)
..... 15, Jalen Wilson, Kansas (Jan. 4, 2022)

A Cowboy had 10 Offensive Rebounds..... 10, Mario Boggan vs Texas (Jan. 16, 2007)
An Opponent had 10 Offensive Rebounds..... 12, Rico Gathers, Baylor (Jan. 5, 2016)

A Cowboy had 10 Assists 11, Isaac Likekele vs TCU (Feb. 6, 2020)
An Opponent had 10 Assists 11, Jamarius Burton, Wichita State (Dec. 8, 2019)

A Cowboy had five Steals 6, Rondel Walker at Texas (Jan. 22, 2022)
An Opponent had five Steals 5,Dimitrios Underwood, Col.of Charleston (Nov.22,2021)

A Cowboy had five Blocked Shots6,Moussa Cisse vs Col. of Charleston (Nov.22,2021)
An Opponent had five Blocked Shots 5, Connor Vanover, Arkansas (Jan. 30, 2021)

A Cowboy won a game in the final 3 seconds.....Offensively: Isaac Likekele went coast-to-coast for the game-winning layup with 3.8 remaining to defeat Iowa State, 72-71, in the opening round of the Big 12 Championship on March 11, 2020.

.....Defensively: Mitchell Solomon drew a charge with a second remaining to defeat No. 19 Florida State, 71-70, in Sunrise, Fla., on Dec. 16, 2017.

An Opponent won a game in the final 3 seconds...Kansas State's Nijel Pack hit a 22-foot three-pointer with 2.2 remaining to beat OSU, 71-68, in Manhattan, Kan. on Feb. 2, 2022.

BOX SCORES

Game 1 • Nov. 9, 2021 • Gallagher-Iba Arena (Stillwater, Okla.) • Att: 7,981

UT ARLINGTON

45

OKLAHOMA STATE

88

Official Basketball Box Score - Final
UT Arlington at Oklahoma St.
11/09/21 Gallagher-Iba Arena, Stillwater
2021-22 Men's Basketball

Game Time: 7:00 PM
Game Duration: 1:52
Attendance: 7,981

UT Arlington - 45

Record: 0-1

NO.	Name	Min	FG	3P	FT	Rebounds	Fouls	TP	AS	TO	ST	Blocks	+/-
			M-A	M-A	M-A	OR DR TOT	PF					BS BA	
0	Kaodrichi Akobundu-Ehigiu	15:31	2-4	0-0	0-0	0 0 0	3 1	4	1	2	1	2	0 -24
1	Javon Levi	G 24:55	2-5	0-1	0-0	1 4 5	2 1	4	1	4	3	0	2 -30
4	David Azore	G 26:42	2-9	0-3	2-3	0 1 1	2 4	6	1	4	0	0	1 -43
20	Nicolas Elame	G 17:46	2-6	0-4	0-2	0 1 1	1 1	4	2	2	1	0	0 -31
21	Pedro Castro	G 24:04	4-6	1-3	0-0	1 3 4	1	0	9	0	2	0	3 -29
23	Patrick Mwamba	16:49	0-5	0-4	1-2	1 2 3	2 1	1	0	3	2	2	0 -22
10	Jack Holberg	17:47	0-2	0-0	0-0	1 0 1	1 1	0	0	0	0	0	0 -13
12	Lazaro Rojas	14:26	1-3	0-0	0-1	0 4 4	1 1	2	0	2	0	0	0 -4
5	Brandyn Talbot	17:13	1-4	1-4	0-0	0 2 2	0 0	3	0	2	0	0	0 -8
22	Shemar Wilson	11:50	3-4	0-1	0-2	1 1 2	2 3	6	0	1	0	0	0 -15
24	Montez Young Jr.	12:38	3-5	0-0	0-0	1 2 3	2 0	6	0	0	1	0	0 4
15	Antonio Romanelli	00:19	0-0	0-0	0-0	0 0 1	0 0	0	1	0	0	0	0 0
Team						1 0 1				0			
Totals			20-53	2-20	3-10	8 20 28	17 13	45	6	22	8	7	3 -43

Technical Fouls: NONE

Oklahoma St. - 88

Record: 1-0

NO.	Name	Min	FG	3P	FT	Rebounds	Fouls	TP	AS	TO	ST	Blocks	+/-
			M-A	M-A	M-A	OR DR TOT	PF					BS BA	
33	Moussa Cisse	C 17:28	7-9	0-0	3-6	4 6 10	2 6	17	1	0	1	2	0 33
0	Avery Anderson, III	G 26:11	4-10	3-5	2-2	0 4 4	0 2	13	5	3	3	1	2 35
4	Donovan Williams	G 16:11	1-5	1-2	4-4	1 3 4	0 4	7	0	0	3	0	1 30
5	Rondel Walker	G 24:27	2-7	0-3	0-0	1 1 2	1 1	4	4	1	4	0	0 31
13	Isaac Likekele	G 21:25	1-4	0-3	0-0	1 4 5	0 1	2	6	1	1	0	0 23
1	Bryce Thompson	25:06	6-12	2-5	0-0	1 2 3	3 0	14	0	2	0	0	1 18
12	Matthew-Alexander Moncrieffe	21:34	6-9	0-0	1-1	2 4 6	1 1	13	1	2	0	0	1 15
20	Keylan Boone	19:45	3-5	2-3	0-0	5 3 8	1 1	8	3	0	2	0	1 17
23	Tyreek Smith	11:54	0-2	0-1	0-0	0 2 2	1 0	0	0	1	0	0	1 12
24	Woody Newton	09:19	1-3	1-3	0-0	1 1 2	2 0	3	0	0	1	0	0 8
25	Bernard Kouma	03:52	1-2	0-0	1-2	1 1 2	2 0	1	3	0	1	0	0 -3
15	Carson Sager	01:24	0-1	0-0	2-2	1 0 1	1 0	1	2	0	0	0	0 -2
35	Weston Church	01:24	1-2	0-0	0-0	1 0 1	1 0	1	2	0	1	0	0 -2
Team						0 0 0				0			
Totals			33-71	9-25	13-17	19 31 50	13 17	88	20	12	15	3	7 43

Technical Fouls: Team 1st 20:00

	UTA	OSU
Biggest lead	1 (1 st 20:00)	47 (2 nd 1:39)
Best Scoring Run	6 (2 nd 0:03)	16 (1 st 11:24)
Lead Changes	1	
Times Tied	0	
Time with Lead	00:30	39:30

Points from	UTA	OSU
Turnovers	10	34
Paint	28	44
Second Chance	8	20
Fast Breaks	6	28
Bench	18	45

Period by Period Scoring

1st 2nd TOT

UTA 14 31 45

OSU 43 45 88

Game 3 • Nov. 14, 2021 • Gallagher-Iba Arena (Stillwater, Okla.) • Att: 7,346

PRAIRIE VIEW A&M

59

OKLAHOMA STATE

72

Official Basketball Box Score - Final
Prairie View at Oklahoma St.
11/14/21 Gallagher-Iba Arena, Stillwater
2021-22 Men's Basketball

Game Time: 2:00 PM
Game Duration: 2:19
Attendance: 7,346

Prairie View - 59

Record: 0-4

NO.	Name	Min	FG	3P	FT	Rebounds	Fouls	TP	AS	TO	ST	Blocks	+/-
			M-A	M-A	M-A	OR DR TOT	PF					BS BA	
33	Markedric Bell	F 33:25	2-2	0-0	1-2	1 6 7	4 2	5	0	1	2	1	0 -2
13	Jeremiah Kendall	F 12:15	0-1	0-0	0-0	0 2 2	5 1	0	0	0	1	0	0 3
4	Christian Guess	G 24:43	2-5	0-0	0-0	1 4 5	4 2	4	0	4	2	0	1 2
5	D'Neil Roberts	G 33:54	9-22	5-12	4-5	1 1 2	3 5	27	4	7	2	0	1 -6
21	William Douglas	G 26:15	2-10	1-3	3-4	2 5 7	0 4	8	1	5	3	0	3 -12
0	Jerrold Bliscoe	05:49	0-1	0-0	0-0	0 0 0	0 0	0	0	1	1	0	0 -3
10	Jeremiah Gambrell	07:26	0-2	0-2	0-0	0 0 0	1 0	0	0	2	0	0	0 -11
12	Fate Williams	16:28	0-1	0-0	0-0	1 0 1	1 0	0	1	3	2	0	1 -17
11	DeWayne Cox	19:34	2-4	1-1	6-6	1 1 2	3 11	0	1	2	0	1	0 -16
24	Elijah Hejeh	06:26	0-0	0-0	0-0	1 1 2	3 0	0	0	1	1	0	0 -6
2	Jock Hughes	08:15	1-2	0-1	1-2	1 0 1	5 1	3	0	2	0	0	0 -2
15	Miles McDougal	04:00	0-0	0-0	1-2	0 1 1	0 1	1	0	1	0	0	0 3
23	Brian Myles	01:30	0-0	0-0	0-0	0 0 0	1 0	0	0	0	0	0	0 2
Team						3 3 6				0			
Totals			18-50	7-19	16-21	12 24 36	30 19	59	6	29	16	2	7 -13

Technical Fouls: Coach 1st 12:36; Bench 2nd 5:02

Oklahoma St. - 72

Record: 2-1

NO.	Name	Min	FG	3P	FT	Rebounds	Fouls	TP	AS	TO	ST	Blocks	+/-
			M-A	M-A	M-A	OR DR TOT	PF					BS BA	
12	Matthew-Alexander Moncrieffe	F 21:06	3-3	0-0	0-2	2 5 7	2 1	6	0	2	1	0	0 2
33	Moussa Cisse	C 18:58	3-5	0-0	4-6	2 5 7	4 5	10	0	2	1	3	0 2
0	Avery Anderson, III	G 21:58	0-5	0-1	6-8	0 1 1	1 4	6	0	4	0	0	1 0
1	Bryce Thompson	G 21:58	1-7	0-2	0-1	1 0 1	1 2	2	0	2	1	0	0 0
13	Isaac Likekele	G 21:58	2-4	0-0	5-8	2 0 2	1 4	9	2	2	4	0	1 0
4	Donovan Williams	12:55	2-3	1-2	1-4	0 1 1	1 2	6	0	1	2	0	0 4
5	Rondel Walker	16:19	1-3	1-2	1-2	0 3 3	2 3	4	2	2	4	0	0 16
14	Bryce Williams	18:02	0-1	0-0	2-4	0 0 0	2 1	2	7	3	1	1	0 13
20	Keylan Boone	11:58	4-7	2-5	2-2	3 3 0	0 1	12	0	1	0	0	0 12
22	Kalib Boone	10:59	2-2	0-0	1-2	0 0 0	1 1	5	1	0	2	2	0 9
23	Tyreek Smith	09:07	2-2	0-0	4-5	0 3 3	1 3	8	0	0	1	0	0 12
24	Woody Newton	10:05	0-1	0-1	2-2	0 1 1	2 1	2	1	0	0	1	0 2
25	Bernard Kouma	01:11	0-0	0-0	0-0	0 0 0	1 0	0	0	1	0	0	0 -1
15	Carson Sager	01:43	0-0	0-0	0-0	0 0 0	0 0	0	0	0	0	0	0 -3
35	Weston Church	01:43	0-0	0-0	0-0	0 0 0	0 0	0	0	0	0	0	0 -3
Team						2 4 4				0			
Totals			20-43	4-13	28-46	9 24 33	19 28	72	13	20	17	2	13

Technical Fouls: NONE

	PVA	OSU
Biggest lead	0 (1 st 20:00)	24 (1 st 1:44)
Best Scoring Run	15 (2 nd 15:11)	13 (1 st 3:34)
Lead Changes	0	

Points from	PVA	OSU
Turnovers	9	28
Paint	20	30
Second Chance	14	7

Period by Period Scoring

1st 2nd TOT

PVA 15 44 59

Game 2 • Nov. 12, 2021 • Gallagher-Iba Arena (Stillwater, Okla.) • Att: 8,729

OAKLAND

56

OKLAHOMA STATE

55

Official Basketball Box Score - Final
Oakland at Oklahoma St.
11/12/21 Gallagher-Iba Arena, Stillwater
2021-22 Men's Basketball

Game Time: 7:00 PM
Game Duration: 2:00
Attendance: 8,729

Oakland - 56

Record: 1-1

NO.	Name	Min	FG	3P	FT	Rebounds	Fouls	TP	AS	TO	ST	Blocks	+/-
			M-A	M-A	M-A	OR DR TOT	PF					BS BA	
1	Jamal Cain	F 37:32	7-18	0-2	0-0	2 10 12	3 0	14	0	5	2	1	2 3
3	Micha Parrish	F 32:04	1-3	0-2	4-5	1 4 5	1 2	6	2	3	2	0	0 -5
4	Trey Townsend	F 40:00	5-9	2-4	0-0	4 1 5	1 2	12	1	2	1	1	0 1
23	Chris Conway	F 07:43	1-2	0-0	0-0	0 1 1	2 0	2	0	0	0	0	0 -7
34	Jalen Moore	G 37:49	4-13	2-6	6-7	0 3 3	2 7	16	6	5	0	0	1 5
13	Osei Price	32:30	0-1	0-1	0-0	1 2 3	3 0	0	0	1	0	0	0 8
11	Blake Lampman	10:07	1-3	1-3	0-0	0 1 1	0 0	3	0	1	0	0	0 2
2	Will Shepherd	02:15	1-3	1-2	0-0	0 0 0	0 0	3	0	0	0	0	0 -2
Team						1 4 5				0			
Totals			20-52	6-20	10-12	9 26 35	12 11	56	9	18	6	2	3 1

Technical Fouls: NONE

Oklahoma St. - 55

Record: 1-1

NO.	Name	Min	FG	3P	FT	Rebounds	Fouls	TP	AS	TO	ST	Blocks	+/-
			M-A	M-A	M-A	OR DR TOT	PF					BS BA	
33	Moussa Cisse	C 22:59	1-4	0-0	0-0	1 1 2	0 1	2	1	1	0	1	3
0	Avery Anderson, III	G 19:01	18	0-2	0-0	1 0 1	5 0	2	3	5	3	0	1
4	Dorsey Wright	G 22:59	0-1	0-1	0-5	0 0 0	1 0	0	0	0	0	0	2
5	Rondell Walker	G 31:17	4-9	1-5	2-3	0 0 1	1 3	11	0	4	1	0	-8
13	Isaac Lokelele	G 34:04	6-10	0-1	0-0	1 8 9	1 1	12	5	2	1	0	9
1	Bryce Thompson	30:30	5-11	1-4	1-2	0 3 3	1 2	12	0	1	0	0	0
12	Matthew Alexander	24:26	3-5	0-0	0-1	4 3 7	2 1	6	3	3	1	2	-2
20	Keylan Boone	14:41	1-3	0-1	0-0	1 3 4	1 0	2	2	1	2	0	-1
23	Tyreek Smith	02:37	1-1	0-0	0-0	2 2 0	1 0	2	0	0	0	0	-2
24	Woodsy Newton	07:57	1-3	1-3	0-0	0 0 0	0 1	3	1	0	0	0	-7
Team						0 1 1		0		1			
Totals			23-53	3-17	6-12	8 23 31	11 12	55	15	18	8	3	2
Technical Fouls: NONE													

BOX SCORES

Game 5 • Nov. 17, 2021 • Mohegan Sun Arena (Uncasville, Conn.)

N.C. STATE

68

OKLAHOMA STATE

74

Official Basketball Box Score - Final
Oklahoma St. at NC State
11/17/21 Mohegan Sun Arena, Uncasville
2021-22 Men's Basketball

Game Time: 8:00 PM
Game Duration: 2:23
Attendance: 1,500

Oklahoma St. - 74

Record: 4-1

NO. Name	Min	FG M-A	3P M-A	FT M-A	Rebounds OR DR TOT	Fouls PF FD	TP	AS	TO	ST	Blocks BS BA	+/-
12 Matthew-Alexander Moncrieffe	08:50	2-4	0-0	0-0	0 2 2	4 1	4	0	2	0	0 1	-6
33 Moussa Cisse	06:58	0-1	0-0	0-2	1 0 1	3 1	0	1	2	0	1 0	-10
0 Avery Anderson, III	29:19	1-8	0-2	3 1 2	3 4	4 4	2	2	2	1	1 0	
1 Bryce Thompson	23:44	1-2	0-0	2 2 0	5 5	1 1	4	3	1	0	0 0	-3
13 Isaac Likelele	33:52	2-8	0-0	2 4 2	2 4	2 3	6	1	1	1	1 1	7
14 Bryce Williams	30:36	0-6	0-4	3 4 2	2 4	2 3	3	4	1	2	1 0	-8
5 Rondel Walker	20:45	4-8	2 4 6	1 4 5	0 4	16	0	1	2	0	0 1	11
22 Kalib Boone	17:55	8-14	0-0	4 4 2	2 4	4 3	20	0	1	1	5 1	13
20 Keylan Boone	14:40	1-4	0-2	5 6 2	3 3	5 3	7	2	1	0	0 1	3
23 Tyreek Smith	13:21	5-7	0-1	0-0	5 0 5	2 0	10	1	0	1	0 1	7
Team					0 3	0	0	0	0	0		
Totals	24:02	2-13	24-31	16 28 44	27 23	74	14	12	8	10	5 6	

Officials: Bill Covington, Brooks Wells, Mike Kitts Jr.

Shooting By Period	1st FG%	2nd FG%	3rd FG%	GM FG%
1st FG%	10-32 31.3%			
3PT%	1-7 14.3%			
FT%	10-14 71.4%			
2nd FG%	14-30 46.7%			
3PT%	1-6 16.7%			
FT%	14-17 82.4%			
GM FG%	24-62 38.7%			
3PT%	2-13 15.4%			
FT%	24-31 77.4%			

Dead Ball Rebounds: 5.0

Technical Fouls: NONE

NC State - 68

Record: 3-1

NO. Name	Min	FG M-A	3P M-A	FT M-A	Rebounds OR DR TOT	Fouls PF FD	TP	AS	TO	ST	Blocks BS BA	+/-
4 Jericole Hallams	35:42	3-11	2 5 10	1 3 4	5 8	18	0	4	1	0	2 10	
21 Ebenezer Dowuona	17:30	1-1	0 0 0	0 1 2	3 5	2 2	0	0	3	1	0 1	-1
1 Dereon Seaborn	36:05	6-11	0-1	7 9 4	6 10	2 7	19	3	4	2	0 3	-6
3 Cam Hayes	30:40	4-16	2 7 6	0 3 3	2 4	16	1	2	1	1	2 2	-9
14 Casey Mossell	08:40	2-6	1 3 3	2 5 7	4 8	2 3	0	0	1	1	0 1	-4
0 Terquavion Smith	16:25	0 5 2	0 2 1	0 2 2	2 2	0 2	3	0	0	0	0 0	-15
11 Jaylon Gibson	15:37	1-3	0 0 0	3 4 1	2 4	1 5	0	1	0	2	1 5	
3 Thomas Allen	12:28	0-1	0 1 0	0 0 0	0 0	0 0	0	0	0	0	0 0	0
24 Ernest Ross	05:53	0-2	0 1 0	0 0 0	0 0	0 0	0	0	0	1	1 12	
Team					4 2 6	0	0	0	0	0		
Totals	17:56	5-20	29-35	15 24 39	23 27	68	8	17	7	5	10 6	

Shooting By Period	1st FG%	2nd FG%	3rd FG%	GM FG%
1st FG%	9-28 32.1%			
3PT%	2-8 25.0%			
FT%	5-9 55.6%			
2nd FG%	8-28 28.6%			
3PT%	1-12 8.3%			
FT%	24-26 92.3%			
GM FG%	17-50 34.0%			
3PT%	2-20 10.0%			
FT%	29-35 82.9%			

Dead Ball Rebounds: 2.0

Technical Fouls: NONE

OSU	NCS	Points from Turnovers	OSU	NCS	Period by Period Scoring
Biggest lead	14 (2nd 10:32)	9 (1st 11:15)	Turnovers	15 13	1st 2nd TOT
Best Scoring Run	12 (1st 0:35)	7 (1st 16:22)	Paint	42 24	OSU 31 43 74
Lead Changes	1		Second Chance	13 14	
Times Tied	1		Fast Breaks	32 15	NCS 25 43 68
Time with Lead	21:50	15:01	Bench	56 5	

Game 7 • Nov. 26, 2021 • Mabee Center (Tulsa, Okla.) • Att: 6,094

OKLAHOMA STATE

78

ORAL ROBERTS

77

Official Basketball Box Score - Final
Oklahoma St. at Oral Roberts
11/26/21 Mabee Center, Tulsa
2021-22 Men's Basketball

Game Time: 3:00 PM
Game Duration: 2:20
Attendance: 6,094

Officials: Tim Stewart, Chad Barlow, Robert Felder

Oklahoma St. - 78

Record: 6-1

NO. Name	Min	FG M-A	3P M-A	FT M-A	Rebounds OR DR TOT	Fouls PF FD	TP	AS	TO	ST	Blocks BS BA	+/-
12 Matthew-Alexander Moncrieffe	16:03	2-7	0-1	0-0	1 5 6	2 0	4	0	1	0	1 1	-5
33 Moussa Cisse	13:21	0-4	0-0	0 0 2	4 2	6 1	2	0	2	0	2 0	-8
0 Avery Anderson, III	17:17	3-8	0-2	0-1	2 0 2	1 1	6	0	1	2	0 0	-20
1 Bryce Thompson	25:15	4-12	0-4	0 0 2	2 2	1 8	0	0	0	0	1 2	
13 Isaac Likelele	39:59	6-8	1 1 1	0 1 8	9 2	2 13	3	5	0	0	1 1	-1
14 Bryce Williams	24:28	7-12	1 4 6	1 5 6	3 4	21	3	0	2	0	1 1	-1
20 Keylan Boone	23:42	1-6	0 2 3	5 4 8	1 3	5	1	0	0	2	0 13	
22 Kalib Boone	19:41	5-11	0 10	1 2 1	4 1	11	0	1	2	2	1 3	
5 Rondel Walker	33:16	2 5 2	0 2 0	0 2 2	1 1	4	0	0	1	0	0 16	
23 Tyreek Smith	11:58	3-5	0-0	0-0	2 2 4	1 2	6	2	0	0	1 0	10
Team					2 3 5	0	0	0	0	0		
Totals	33:78	2-16	10-14	17 34 51	17 18	78	9	10	7	8	5 1	

Shooting By Period	1st FG%	2nd FG%	3rd FG%	GM FG%
1st FG%	15-37 40.5%			
3PT%	2-6 33.3%			
FT%	2-2 100%			
2nd FG%	15-33 45.5%			
3PT%	0-8 0.0%			
FT%	8-12 66.7%			
OT FG%	3-9 37.5%			
3PT%	0-2 0.0%			
FT%	0-0 0%			
GM FG%	33-78 42.3%			
3PT%	2-16 12.5%			
FT%	10-14 71.4%			

Dead Ball Rebounds: 1.0

Technical Fouls: NONE

Oral Roberts - 77

Record: 3-3

NO. Name	Min	FG M-A	3P M-A	FT M-A	Rebounds OR DR TOT	Fouls PF FD	TP	AS	TO	ST	Blocks BS BA	+/-
14 DeShang Weaver	37:50	8-16	3 9 12	0 7 7	4 3	20	0	2	1	4	0 7	
22 Francis Lalic	35:38	5-9	3 5 8	0 7 7	5 1	13	5	3	0	0	1 8	
2 Kareem Thompson	23:41	1-3	0 1 0	0 5 5	1 0	2	1	0	0	0	0 7	
3 Max Abmas	45:00	10-22	7-12	2 2 1	3 4	23	2	2	1	0	3 1	
11 Carlos Jurgens	28:52	1-5	0 3 6	2 4 6	3 7	5	2	2	1	1	1 8	
10 Isaac McBride	20:25	2 5 1	0 1 0	0 1 1	0 0	4	2	2	1	0	2 5	
1 Elijah Lufie	07:01	0-1	0-0	1 2 3	0 1	1	1	0	0	0	1 6	
20 Trey Phipps	24:21	1-4	0 2 1	0 1 1	3 3	2	3	0	1	0	0 3	
23 Sir Isaac Herron	02:12	0-0	0 0 0	0 0 0	0 0	0	0	0	0	0	0 6	
Team					2 1 3	0	0	0	0	0		
Totals	28:65	13-33	8-14	6 31 37	18 17	77	15	11	5	5	8 1	

Shooting By Period	1st FG%	2nd FG%	3rd FG%	GM FG%
1st FG%	12-28 42.9%			
3PT%	7-16 43.8%			
FT%	0-2 0%			
2nd FG%	19-42 45.2%			
3PT%	6-15 40.0%			
FT%	5-8 62.5%			
OT FG%	1-5 20.0%			
3PT%	0-2 0.0%			
FT%	3-4 75%			
GM FG%	28-65 43.1%			
3PT%	13-33 39.4%			
FT%	8-14 57.1%			

Dead Ball Rebounds: 3.0

Technical Fouls: NONE

OSU	ORU	Points from Turnovers	OSU	ORU	Period by Period Scoring
Biggest lead	5 (2nd 3:00)	9 (1st 14:32)	Turnovers	13 10	1st 2nd OT1 TOT
Best Scoring Run	9 (1st 1:29)	9 (1st 14:32)	Paint	56 26	OSU 34 38 6 78
Lead Changes	7		Second Chance	18 10	
Times Tied	6		Fast Breaks	14 7	ORU 31 41 5 77
Time with Lead	11:37	26:27	Bench	47 8	

Game 6 • Nov. 22, 2021 • Gallagher-Iba Arena (Stillwater, Okla.) • Att: 8,307

COL. OF CHARLESTON

66

OKLAHOMA STATE

96

Official Basketball Box Score - Final
Col. of Charleston at Oklahoma St.
11/22/21 Gallagher-Iba Arena, Stillwater
2021-22 Men's Basketball

Game Time: 7:00 PM
Game Duration: 2:08
Attendance: 8,307

Col. of Charleston - 66

Record: 3-2

NO. Name	Min	FG M-A	3P M-A	FT M-A	Rebounds OR DR TOT	Fouls PF FD	TP	AS	TO	ST	Blocks BS BA	+/-
12 John Meeks	30:36	7-16	3 4 5	1 3 4	0 3	22	0	6	1	0	5 12	
34 Charles Lampton	13:50	0-0	0 0 0	2 2 0	1 1	3 1	2	0	1	0	0 0	-18
35 Babacar Faye	20:45	1-3	0-1	1 2 4	0 4	1 2	3	1	4	1	1 0	-16
2 Rayne Smith	30:04	4-9	4 8 3 4	1 4 5	2 2	15	1	0	0	0	2 17	
11 Dimitrios Underwood	20:20	2 9 2	2 2 2	2 2 4	3 1	6	2	4	5	0	2 15	
0 Fah'Mir Ali	20:15	0-3	0-1	2 2 0	0 0	2 4	2	1	5	0	0 0	-17
5 Brenden Tucker	11:45	0-7	0-1	0 0 0	0 0	3 0	0	0	2	2	0 3	-15
25 Ben Burnham	24:14	3 8 2	2 2 2	2 5 7	2 3	10	1	2	0	0	3 21	
33 Osinachi Smart	18:31	1-3	0 0 4	3 1 4	2 2	6	1	1	1	1	0 1	-8
4 Raekwon Horton	09:40	0-3	0-3	0 0 0	0 0	0 0	0	1	2	0	0 0	-11
Team					5 5 10	0	1	1	0	0		
Totals	18:61	9-22	21-23	18 21 39	18 18	66	8	26	10	1	16 30	

Shooting By Period	1st FG%	2nd FG%	3rd FG%	GM FG%
1st FG%	10-29 34.5%			
3PT%	4-8 50.0%			
FT%	12-12 100%			
2nd FG%	8-32 25.0%			
3PT%	5-14 35.7%			
FT%	9-11 81.8%			
GM FG%	18-61 29.5%			
3PT%	9-22 40.9%			
FT%	21-23 91.3%			

Dead Ball Rebounds: 2.0

Technical Fouls: NONE

Oklahoma St. - 96

Record: 5-1

No.	Name		Min	FG M-A	3P M-A	FT M-A	Rebounds OR DR TOT	Fouls PF FD	TP	AS	TO	ST	Blocks BS BA	+/-
12	Matthew-Alexander Moncrieffe	F	20:01	1-3	0-0	1-2	1 4 5	3 2	3	1	2	3	2	21
33	Moussa Cisse	G	19:41	5-7	0-0	0-0	2 3 5	3 1	10	1	0	6	0	20
0	Avery Anderson, III	G	20:55	4-9	1-2	1-2	1 1 2	3 2	15	2	1	2	0	18
1	Bryce Thompson	G	23:10	5-12	4-6	1-2	0 1 1	0 2	15	0	2	2	0	20
13	Isaac Lukeole	G	30:21	4-8	0-0	2-4	0 5 5	1 3	10	5	4	2	0	19
5	Rondell Walker	F	19:08	1-5	1-3	0-0	0 2 2	3 0	3	4	0	2	0	7
14	Bryce Williams	F	22:10	5-9	1-3	2-2	0 2 2	3 4	13	4	3	3	1	14
22	Kalib Boone	F	12:36	5-5	0-0	3-3	0 2 2	2 4	13	1	2	0	5	7
20	Keylan Boone	F	17:25	1-2	1-2	0-0	1 2 3	1 0	3	0	1	1	0	12
23	Tyreek Smith	F	06:39	3-3	0-0	0-0	1 0 1	0 0	6	0	0	0	1	9
24	Woody Newton	F	04:00	2-4	1-2	0-0	1 0 1	0 0	5	0	0	0	1	5
15	Carson Sager	F	01:25	0-0	0-0	0-0	0 0 0	0 0	0	0	0	1	0	2
35	Weston Church	F	01:25	0-0	0-0	0-0	0 0 0	0 0	0	0	0	0	0	2
25	Bernard Kuma	F	01:04	0-0	0-0	0-0	0 0 0	0 0	0	0	0	0	0	2
Team							4 3 7			0	1			
Totals				38-67	9-18	11-15	11 25 36	19 18	96	18	18	16	1	30

BOX SCORES

Game 9 • Dec. 5, 2021 • Gallagher-Iba Arena (Stillwater, Okla.) • Att: 7,328

XAVIER	77
OKLAHOMA STATE	71

Official Basketball Box Score - Final
Xavier at Oklahoma St.
12/05/21 Gallagher-Iba Arena, Stillwater
2021-22 Men's Basketball

Game Time: 4:00 PM
Game Duration: 2:17
Attendance: 7,328

Officials: Ray Nall, Bert Smith, Nathan Farrell

Xavier - 77

Record: 7-1

NO. Name	Min	FG	3P	FT	Rebounds	Fouls	TP	AS	TO	ST	Blocks	+/-
		M-A	M-A		OR DR TOT	PF	FD				BS BA	
21 Jerome Hunter	F 18:35	1-3	0-1	1-2	0 3 3	3 2	3	0	2	0	0	5
22 Dione Miles	F 17:07	0-2	0-0	3-5	1 4 5	4 4	3	0	0	1	1	17
1 Paul Scruggs	G 29:56	7-14	1-5	4-6	0 4 4	0 5	19	2	5	2	1	-1
3 Colby Jones	G 31:56	6-10	1-1	4-6	7 5 12	2 4	17	4	1	3	0	8
10 Nate Johnson	G 31:30	4-9	3-6	4-4	2 1 3	1 3	15	1	3	2	2	1
24 Jack Nunge	14:31	2-5	0-2	4-4	0 1 1	3 3	8	0	1	0	2	-7
11 Dwon Odum	20:09	2-2	0-0	2-2	0 1 1	3 1	6	0	2	1	0	0
5 Adam Kunkel	17:15	1-6	1-2	0-0	0 4 4	1 0	3	0	1	0	0	5
32 Zach Freemantle	19:01	1-6	0-1	1-2	1 2 3	1 2	3	0	2	1	0	2
Team					3 3 6	0	0					
Totals	24:57	6-18	23-31	14	28	42	18	24	77	17	10	6 5 8

Technical Fouls:NONE

Shooting By Period
1st FG% 12-33 36.4%
3PT% 4-12 33.3%
FT% 7-11 63.6%
2nd FG% 12-24 50.0%
3PT% 2-6 33.3%
FT% 16-20 80%
GM FG% 24-57 42.1%
3PT% 6-18 33.3%
FT% 23-31 74.2%

Dead Ball Rebounds: 5, 0

Oklahoma St. - 71

Record: 6-3

NO. Name	Min	FG	3P	FT	Rebounds	Fouls	TP	AS	TO	ST	Blocks	+/-
		M-A	M-A		OR DR TOT	PF	FD				BS BA	
33 Moussa Cisse	C 18:47	1-5	0-0	1-3	2 7 9	4 3	3	1	1	1	2	-2
0 Avery Anderson, III	G 33:02	10-18	3-6	3-4	1 4 5	3 6	26	3	2	2	0	-5
1 Bryce Thompson	G 22:01	3-6	1-3	0-0	0 1 1	1 7	0	0	1	1	0	-1
5 Rondel Walker	G 21:04	0-3	0-3	0-0	0 0 0	2 0	0	1	2	1	1	0
13 Isaac Likekele	G 35:44	3-6	0-1	1-2	2 4 6	1 2	7	4	3	2	0	-3
22 Kalib Boone	13:01	2-6	0-1	3-4	0 2 2	4 3	7	2	1	0	0	2
20 Keylan Boone	09:10	1-2	0-1	0-0	0 0 0	0 0	2	0	0	0	0	2
14 Bryce Williams	21:47	4-10	1-5	2-3	0 0 0	2 3	11	2	5	0	1	-10
23 Tyreek Smith	08:12	1-1	0-0	0-0	1 2 3	4 0	2	0	1	0	0	-5
12 Matthew-Alexander Moncrieffe	04:30	0-1	0-0	0-0	0 0 0	0 0	0	0	0	0	0	-8
24 Woody Newton	07:54	2-5	2-5	0-0	1 1 2	2 6	0	0	1	1	0	0
4 Donovan Williams	04:48	0-1	0-1	0-0	2 0 2	1 0	0	0	0	0	0	1
Team					2 1 3	0	0					
Totals	27:64	7-26	10-16	11	22	33	24	18	71	13	8	5 6 -6

Technical Fouls:NONE

Shooting By Period
1st FG% 16-29 55.2%
3PT% 3-9 33.3%
FT% 4-8 50%
2nd FG% 11-35 31.4%
3PT% 4-17 23.5%
FT% 6-8 75%
GM FG% 27-64 42.2%
3PT% 7-26 26.9%
FT% 10-16 62.5%

Dead Ball Rebounds: 4, 0

	XAV	OSU
Biggest lead	14 (2 nd 4:03)	6 (2 nd 19:04)
Best Scoring Run	11 (2 nd 4:03)	7 (1 st 5:32)
Lead Changes	10	
Times Tied	7	
Time with Lead	26:19	11:07

Points from Turnovers	XAV	OSU
Paint	22	26
Second Chance	12	11
Fast Breaks	15	7
Bench	20	28

Period by Period Scoring			
	1st	2nd	TOT
XAV	35	42	77
OSU	39	32	71

Game 10 • Dec. 13, 2021 • Gallagher-Iba Arena (Stillwater, Okla.) • Att: 6,961

CLEVELAND STATE	93
OKLAHOMA STATE	98

Official Basketball Box Score - Final
Cleveland St. at Oklahoma St.
12/13/21 Gallagher-Iba Arena, Stillwater
2021-22 Men's Basketball

Game Time: 7:00 PM
Game Duration: 2:34
Attendance: 6,961

Officials: John Higgins, James Breeding, Amy Bonner

Cleveland St. - 93

Record: 6-3

NO. Name	Min	FG	3P	FT	Rebounds	Fouls	TP	AS	TO	ST	Blocks	+/-
		M-A	M-A		OR DR TOT	PF	FD				BS BA	
35 Deante Johnson	F 30:12	3-5	0-0	6-9	1 5 6	3 5	12	5	1	1	0	-6
5 Tre Gomillion	G 35:00	3-9	0-1	0-0	3 5 8	5 1	6	6	2	1	0	2
22 Deshon Parker	G 38:03	3-4	1-1	0-0	1 0 1	3 1	7	3	3	1	0	-7
24 Torrey Patton	G 18:55	5-10	0-2	0-1	2 1 3	2 1	10	3	4	2	1	-7
55 D'Moi Hodge	G 35:23	11-22	4-11	5-5	0 3 3	4 4	31	0	2	2	0	-6
23 Broc Finstuen	27:08	7-9	2-2	3-4	1 9 10	3 3	19	2	4	3	0	2
11 Jayson Woodrich	20:33	2-7	2-6	0-3	0 2 2	2 2	6	1	0	1	0	0
2 Yahel Hill	05:53	0-1	0-1	0-0	0 0 0	0 0	0	1	1	0	0	-1
50 Mabor Majak	04:10	1-2	0-0	0-0	2 0 2	0 0	2	0	1	0	0	-1
13 Chris Greene	01:11	0-0	0-0	0-0	0 0 0	0 0	0	0	0	0	0	-2
15 Anderson Mirambeaux	01:35	0-0	0-0	0-0	0 1 1	0 0	0	2	0	0	0	-1
0 Nathanael Jack	00:15	0-0	0-0	0-0	0 0 0	0 0	0	0	0	0	0	-2
Team					2 1 3	0	0					
Totals	35:69	9-24	14-22	12	27	39	22	17	93	23	17	12 1 6 -5

Technical Fouls:Johnson 2nd9:10

Oklahoma St. - 98

Record: 7-3

NO. Name	Min	FG		3P	FT	Rebounds		Fouls	TP	AS	TO	ST	Blocks		+/-	Shooting By Period			
		M-A	M-A	M-A	M-A	OR	DR	PF	FD				BS	BA		1st	FG%	1st-32	56.3%
22 Kalib Boone	F 26:14	6-10	0-0	1-2	6 2 8	2 1	13	3	3	1	1	0	1	16		1st	FG%	18-32	56.3%
0 Avery Anderson, III	G 34:30	11-15	1-4	6-8	0 4 4	2 6	29	3	5	4	0	0	0	8		3PT%	6-14	42.9%	
4 Donovan Williams	G 14:16	1-3	1-1	0-0	1 0 1	1 3	1	0	0	0	0	1	7			3PT%	4-6	66.7%	
13 Isaac Likekele	G 33:37	1-5	0-0	0-0	0 3 3	0 1	2	4	1	2	0	0	-4			2nd	FG%	14-29	48.3%
14 Bryce Williams	G 38:27	10-19	5-10	4-6	1 3 4	1 4	29	4	7	2	1	0	8			3PT%	3-11	27.3%	
23 Tyreek Smith	12:09	1-2	0-1	1-2	1 1 2	2 2	3	0	1	0	2	-7				FT%	7-12	58.3%	
20 Keylan Boone	16:40	0-3	0-3	2-2	0 0 0	3 1	2	0	0	0	1	0	5			OT	FG%	47-71	66.3%
5 Rondel Walker	16:34	1-5	1-4	0-0	0 3 3	1 1	3	0	0	0	0	0	2			3PT%	0-0	0.0%	
24 Woody Newton	10:10	1-2	1-2	0-2	1 1 2	2 2	3	0	0	0	1	0	-4			FT%	6-8	75%	
33 Moussa Cisse	03:02	0-0	0-0	0-0	0 1 1	0 0	0	0	0	0	0	0	-1			GM	FG%	36-68	52.9%
12 Matthew-Alexander Moncrieffe	19:21	4-4	0-0	3-4	2 4 6	3 2	11	1	1	0	1	0	-5			3PT%	9-25	36.0%	
Team					0 2 2	0	0										FT%	17-25	65.4%
																Dead Ball Rebounds: 2, 1			
Totals		36:68	9-25	17-26	12	24	36	17	21	98	16	18	10	6	1	5			

Technical Fouls:NONE

	CSU	OSU
Biggest lead	7 (1 st 6:16)	7 (2 nd 15:30)
Best Scoring Run	7 (1 st 14:11)	7 (2 nd 15:30)
Lead Changes	10	
Times Tied	12	
Time with Lead	18:19	18:56

Points from Turnovers	CSU	OSU
Paint	52	48
Second Chance	16	19
Fast Breaks	11	25
Bench	27	22

CSU	OSU	Period by Period Scoring				
17	25		1st	2nd	OT1	TOT
52	48	CSU	45	39	9	93
16	19					
11	25	OSU	46	38	14	98
27	22					

Game 11 • Dec. 18, 2021 • Dickies Arena (Fort Worth, Texas)

OKLAHOMA STATE	61
HOUSTON	72

Official Basketball Box Score - Final
Oklahoma St. at Houston
12/18/21 Dickies Arena, Fort Worth
2021-22 Men's Basketball

Game Time: 6:00 PM
Game Duration: 2:15

Officials: Rick Crawford, Jewel Spearman, Chris Pacci

Oklahoma St. - 61

Record: 7-4

NO. Name	Min	FG		3P		FT		Rebounds		Fouls		TP	AS	TO	ST	Blocks		+/-	Shooting By Period			
		M	A	M	A	M	A	OR	DR	PF	FD					BS	BA		1st	FG%	2nd	FG%
22 Kalib Boone	F 14:52	4-5	0-0	0-2	4	5	9	4	2	8	0	4	0	2	1	-3			1st	FG%	10-23	43.5%
0 Avery Anderson, III	G 32:31	3-9	1-4	2-2	0	3	3	2	2	9	0	3	1	0	-3			2nd	FG%	8-12	66.7%	
4 Donovan Williams	G 12:17	2-3	1-1	0-1	1	2	3	1	1	5	0	0	1	0	1	3			3rd	FG%	8-27	29.6%
13 Isaac Likekele	G 33:38	3-7	0-1	2-4	1	3	4	2	2	8	4	1	0	0	-2			1st	FG%	1-11	9.1%	
14 Bryce Williams	G 27:40	2-13	1-7	12-13	1	0	1	3	8	17	1	2	5	0	-9			2nd	FG%	14-20	70%	
23 Tyreek Smith	09:50	0-0	0-0	0-0	1	0	1	0	0	0	0	2	1	1	0	-5			3rd	FG%	18-30	36.0%
12 Matthew-Alexander Moncrieffe	23:23	2-3	0-0	5-8	2	2	4	4	5	9	1	3	0	0	-16			1st	FG%	3-19	15.8%	
20 Keylan Boone	23:24	1-7	0-6	0-0	1	3	4	4	0	2	0	2	3	0	-7			2nd	FG%	22-32	68.8%	
1 Bryce Thompson	06:05	0-2	0-0	0-0	0	0	0	0	0	0	0	0	0	0	-14			Dead Ball Rebounds: 5.0				
5 Rondel Walker	10:40	0-0	0-0	1-2	0	2	2	1	1	1	1	0	1	0	-1							
25 Bernard Kouma	01:23	1-1	0-0	0-0	0	0	0	0	1	2	0	1	0	0	-1							
24 Woody Newton	04:17	0-0	0-0	0-0	0	1	1	1	0	0	0	0	0	0	3							
Team					2	1	3			0	0											
Totals		18-50	3-19	22-32	13	22	35	25	62	7	18	12	3	5	-11							

Technical Fouls:Coach 2nd12:29

Shooting By Period
1st FG% 10-23 43.5%
3PT% 2-8 25.0%
FT% 8-12 66.7%
2nd FG% 8-27 29.6%
3PT% 1-11 9.1%
FT% 14-20 70%
GM FG% 18-50 36.0%
3PT% 3-19 15.8%
FT% 22-32 68.8%

Dead Ball Rebounds: 5, 0

Houston - 72

Record: 10-2

NO.	Name	Min	FG		3P	FT	Reb		Fouls		TP	AS	TO	Blocks		+/-	Shooting By Period	
			M-A	P-A	M-A	M-A	OR	DR	TOT	PF				FT	ST		BS	BA
25	Josh Carlton	F 26:00	2-5	0-0	1-6	8	3	11	3	7	5	1	3	0	2	1	5	1st FG% 14-27 51.9%
33	Fabian White Jr	F 36:09	6-11	2-3	1-3	4	6	10	3	2	15	2	1	3	2	1	6	3PT% 6-12 50.0%
0	Marcus Sasser	G 36:28	4-13	4-12	3-5	0	6	6	3	3	15	2	5	1	0	12	FT% 1-5 20%	
1	Jamal Shead	G 27:44	5-11	2-4	6-8	1	0	1	4	14	18	8	3	2	0	17	2nd FG% 8-25 32.0%	
11	Kyler Edwards	G 39:22	4-10	3-6	2-3	1	5	6	3	3	13	0	4	1	1	11	3PT% 5-13 38.5%	
32	Reggie Chaney	12:06	1-1	0-0	1-1	0	1	1	5	1	3	0	1	1	0	4	FT% 16-25 64%	
3	Ramon Walker Jr	17:25	0-0	0-0	3-4	0	1	1	1	4	3	0	1	2	0	-3	GMFG% 22-52 42.3%	
13	J'wan Roberts	04:46	0-1	0-0	0-0	0	1	1	1	0	0	0	0	0	1	3	3PT% 11-25 44.0%	
Team						1	1	2	0	0	0	1					Dead Ball Rebounds: 6.0	
Totals			22-52	11-25	17-30	15	24	39	22	24	72	13	19	10	5	3	11	

BOX SCORES

Game 13 • Jan. 8, 2022 • Gallagher-Iba Arena (Stillwater, Okla.) • Att: 8,204

TEXAS	51
OKLAHOMA STATE	64

Official Basketball Box Score - Final
Texas at Oklahoma St.
01/08/22 Gallagher-Iba Arena, Stillwater
2021-22 Men's Basketball

Game Time: 1:00 PM
Game Duration: 1:55
Attendance: 8,204

Officials: Kipp Kissinger, Chris Rastatter, Tyler Kumpf

Texas - 51		Record: 12-3 (2-1)														
NO. Name	Min	FG M-A	3P M-A	FT M-A	Rebounds OR DR TOT	Fouls PF FD	TP	AS	TO	ST	Blocks BS BA	+/-	Shooting By Period			
0 Timmy Allen	F 32:25	5-10	0-0	0-0	1 5 6	2 1	10	3	2	3	1 0	-8	1 st FG%	12-24	50.0%	
32 Christian Bishop	F 14:39	1-1	0-0	0-0	0 1 1	1 0	2	0	2	0	0 0	-3	3PT%	4-10	40.0%	
2 Marcus Carr	G 35:32	1-6	0-3	2-4	0 2 2	1 2	4	3	3	1	0 0	-9	FT%	0-0	0%	
3 Courtney Ramey	G 31:33	2-7	2-7	3-3	1 4 5	2 1	9	2	3	0	0 0	-25	2 nd FG%	8-27	29.6%	
13 Jase Febres	G 11:44	1-3	0-2	0-0	0 1 1	1 0	2	0	1	0	0 0	-3	3PT%	2-12	16.7%	
1 Andrew Jones	22:23	4-11	2-6	0-0	0 4 4	4 0	10	1	0	0	0 1	-5	FT%	5-7	71.4%	
4 Dylan Disu	25:15	3-10	0-2	0-0	2 7 9	3 4	6	2	2	2	3 2	-9	GM FG%	20-51	39.2%	
5 Devin Askew	17:10	2-2	1-1	0-0	0 0 0	1 1	5	0	0	0	1 0	-1	3PT%	6-22	27.3%	
30 Brock Cunningham	09:19	1-1	1-1	0-0	0 2 2	2 3	3	0	0	1	0 0	-2	FT%	5-7	71.4%	
													Dead Ball Rebounds: 1, 0			
Team					3 0 3		0		1							
Totals	20:51	6-22	5-7	7 26	33 17	12	51	11	14	7	5 3	-13	Technical Fouls: NONE			

Technical Fouls: NONE

Oklahoma St. - 64		Record: 8-5 (1-1)															
NO. Name	Min	FG M-A	3P M-A	FT M-A	Rebounds OR DR TOT	Fouls PF FD	TP	AS	TO	ST	Blocks BS BA	+/-	Shooting By Period				
33 Moussa Cisse	C 21:56	2-5	0-0	4-6	3 1 4	2 3	8	0	2	1	1 1	17	1 st FG%	12-28	42.9%		
0 Avery Anderson, III	G 32:26	2-8	1-1	3-5	0 6 6	1 3	8	4	1	3	0 0	11	FT%	2-3	66.7%		
1 Bryce Thompson	G 27:12	3-8	1-4	0-0	0 1 1	1 1	7	2	1	0	0 0	7	2 nd FG%	8-24	33.3%		
13 Isaac Likeleke	G 33:45	1-8	0-0	2-4	2 3 5	1 3	4	5	0	2	0 1	12	3PT%	4-8	50.0%		
14 Bryce Williams	G 22:32	2-6	1-4	6-6	0 3 3	4 6	11	2	2	0	1 0	10	FT%	14-20	70%		
20 Keylan Boone	27:05	6-8	5-7	0-0	2 4 6	0 0	17	0	0	0	1 1	14	GM FG%	20-52	38.5%		
23 Tyreek Smith	10:27	1-3	0-0	1-2	1 1 2	1 1	3	0	2	0	0 0	-2	3PT%	8-17	47.1%		
12 Matthew-Alexander Moncrieffe	09:47	1-2	0-0	0-0	1 1 2	2 0	2	0	1	0	0 1	-4	FT%	16-23	69.6%		
5 Rondell Walker	14:50	2-4	0-1	0-0	0 2 2	0 0	4	0	0	0	0 0	0	Dead Ball Rebounds: 2, 0				
Team					2 3 5		0		0								
Totals	20:52	8-17	16-23	11 25	36 12	17	64	13	9	6	3 5	13					

Technical Fouls: NONE

	UT		OSU		Points from		UT		OSU		Period by Period Scoring				
Biggest lead	0 (1 st 20:00)		13 (2 nd 0:57)		Turnovers		8		18						
Best Scoring Run	5 (1 st 16:08)		7 (2 nd 0:57)		Paint		20		22						
Lead Changes					Second Chance		6		5		UT		28	23	51
Times Tied	0				Fast Breaks		4		9		OSU		30	34	64
Time with Lead	00:00		39:46		Bench		24		26						

Game 14 • Jan. 11, 2022 • WVU Coliseum (Morgantown, W.V.) • Att: 10,352

OKLAHOMA STATE	60
WEST VIRGINIA	70

Official Basketball Box Score - Final
Oklahoma State at West Virginia
01/11/22 WVU Coliseum, Morgantown, W.Va.
2021-22 Men's Basketball

Game Time: 9:00 PM
Game Duration: 2:05
Attendance: 10,352

Officials: John Higgins, Antonio Petty, Brent Hampton

Oklahoma State - 60		Record: 8-6 (1-2)														
NO. Name	Min	FG M-A	3P M-A	FT M-A	Rebounds OR DR TOT	Fouls PF FD	TP	AS	TO	ST	Blocks BS BA	+/-	Shooting By Period			
33 Moussa Cisse	C 11:27	2-5	0-0	3-4	2 2 4	3 2	7	0	2	0	1 0	-10	1 st FG%	10-31	32.3%	
0 Avery Anderson, III	G 27:04	3-13	0-5	3-5	1 6 7	4 5	9	1	5	2	0 0	-4	3PT%	2-10	20.0%	
1 Bryce Thompson	G 24:49	2-3	1-1	0-0	0 2 2	4 2	5	1	1	1	0 0	-12	FT%	1-2	50%	
13 Isaac Likeleke	G 33:44	5-10	0-1	1-4	1 5 6	2 2	11	3	1	3	0 0	-12	2 nd FG%	13-27	48.1%	
14 Bryce Williams	G 30:29	4-12	2-7	2-2	0 2 2	2 4	12	4	1	1	0 0	-2	3PT%	3-9	33.3%	
23 Tyreek Smith	12:40	1-1	0-0	0-0	2 2 4	2 1	2	0	1	0	0 0	-4	FT%	8-13	61.5%	
12 Matthew-Alexander Moncrieffe	19:45	2-4	0-0	0-0	0 3 3	3 1	4	0	1	1	0 2	6	GM FG%	23-58	39.7%	
20 Keylan Boone	17:25	3-6	2-5	0-0	0 3 3	2 0	8	0	0	0	0 0	-17	3PT%	5-19	26.3%	
22 Kalib Boone	11:58	1-4	0-0	0-0	2 1 3	0 0	2	0	1	0	0 1	4	FT%	9-15	60.0%	
5 Rondell Walker	09:07	0-0	0-0	0-0	0 1 1	1 0	0	1	3	1	0 0	-2	Dead Ball Rebounds: 4, 0			
4 Donovan Williams	01:32	0-0	0-0	0-0	0 0 0	0 0	0	0	1	0	0 0	-5				
Team					3 1 4		0		0							
Totals	23:58	5-19	9-15	11 28	39	23	60	10	17	9	1 6	-10				

Technical Fouls: NONE

West Virginia - 70		Record: 13-2 (2-1)																
NO.	Name	Min	FG M-A	3P M-A	FT M-A	Rebounds OR DR TOT	Fouls PF FD	TP AS	TO	ST	Blocks BS BA	+/-	Shooting By Period					
11	Jalen Bridges	F 33:34	6-14	0-4	10-10	4 1 5	3 7	22	1	0	1	3	0 11	1 st	FG%	12-33	36.4%	
13	Isaiah Cottrell	F 08:51	0-4	0-0	0-0	0 0 0	0 0	0	1	1	0	0	-2	3 rd	FG%	3-11	27.3%	
0	Kedrian Johnson	G 18:43	1-3	0-2	2-2	1 1 2	3 4	4	3	2	2	0	3	FT%	7-7	100%		
12	Taz Sherman	G 35:46	5-11	3-6	0-0	0 1 1	1 1	13	5	2	4	0	10	2 nd	FG%	10-26	38.5%	
22	Sean McNeil	G 36:03	5-11	2-6	0-0	0 4 4	2 0	12	0	3	1	0	14	3 rd	FG%	2-8	25.0%	
10	Malik Curry	25:59	1-6	0-1	3-4	1 3 4	2 3	5	1	2	1	1	9	FT%	14-15	93.3%		
5	Dimon Carrigan	01:08	0-1	0-0	0-0	1 1 2	0 1	0	0	0	0	0	-2	GM FG%	22-59	37.3%		
3	Gabe Osabuohien	17:26	4-7	0-0	4-4	1 7 8	4 6	12	1	1	2	1	19	3 rd	FG%	5-19	26.3%	
2	Kobe Johnson	03:57	0-0	0-0	0-0	0 0 0	0 0	0	0	0	0	0	-6	FT%	21-22	95.5%		
1	Pauly Paulicap	18:33	0-2	0-0	2-2	1 7 8	2 1	2	0	1	1	1	-6	Dead Ball Rebounds: 0, 0				
Team						1 1 2		0		0								
Totals		22:59	5-19	21-22	10 26	36	17	23	70	12	12	6	1	10	Technical Fouls: NONE			

Technical Fouls: NONE

	OSU	WVU	Points from	OSU	WVU	Period by Period Scoring			
Biggest lead	4 (1 st 14:38)	18 (2 nd 4:07)	Turnovers	14	10	OSU	1st	2nd	TOT
Best Scoring Run	9 (2 nd 8:01)	10 (2 nd 5:02)	Paint	28	28		23	37	60
Lead Changes	4		Second Chance	8	8	WVU	34	36	70
Times Tied	4		Fast Breaks	16	8				
Time with Lead	03:19	30:33	Bench	16	19				

Game 15 • Jan. 13, 2022 • United Supermarkets Arena (Lubbock, Texas) • Att: 14,853

OKLAHOMA STATE	57
TEXAS TECH	78

Official Basketball Box Score - Final
Oklahoma St. at Texas Tech
01/13/22 United Supermarkets Arena, Lubbock
2021-22 Men's Basketball

Game Time: 6:00 PM
Game Duration: 2:10
Attendance: 14,853

Officials: Rick Crawford, Terry Oglesby, Patrick Adams

Oklahoma St. - 57		Record: 8-7 (1-3)															
NO. Name	Min	FG	3P	FT	Rebounds	Fouls	TP	AS	TO	ST	Blocks	+/-	Shooting By Period				
		M-A	M-A	M-A	OR DR TOT	PF FD					BS BA		1 st FG%	2 nd FG%	3 rd FG%	FT%	
33 Moussa Cisse	C 23:19	3-3	0-0	2-4	2 1 3	1 3	8	0	1	1	1 0	-15	3PT%	4-13	30.8%		
0 Avery Anderson, III	G 24:53	0-6	0-0	2-2	1 1 2	2 1	2	2	3	3	1 0	-23	FT%	7-8	87.5%		
1 Bryce Thompson	G 27:42	5-11	1-4	3-6	1 2 3	2 3	14	1	2	0	0 0	-16	2 nd FG%	10-31	32.3%		
13 Isaac Likeleke	G 21:21	1-5	0-0	4-4	2 3 5	3 2	6	1	2	0	0 1	-27	3PT%	2-8	25.0%		
14 Bryce Williams	G 26:02	2-9	2-5	0-0	1 1 2	3 1	6	3	4	3	0 0	-2	FT%	8-14	57.1%		
20 Keylan Boone	23:25	2-10	2-9	0-0	0 5 5	4 1	6	0	1	0	0 0	-9	GM FG%	18-56	32.1%		
23 Tyreek Smith	11:38	1-2	0-0	0-0	2 4 6	0 0	2	1	0	0	0 0	-3	FT%	6-21	28.6%		
12 Matthew-Alexander Moncrelle	21:42	3-5	0-0	3-4	3 3 6	2 4	9	3	1	0	0 0	1	Dead Ball Rebounds: 5.0				
5 Rondell Walker	17:21	1-5	1-3	0-0	1 2 3	0 0	3	0	0	2	0 0	-11					
22 Kalib Boone	02:37	0-0	0-0	1-2	0 1 1	1 0	1	0	0	0	0 0	0					
Team					0 0 0		0		1								
Totals		18-56	6-21	15-22	13 23 36	18 15	57	12	7	1	4	-21					
Zapkepal Eyal-ONIT																	

BOX SCORES

Game 17 • Jan. 19, 2022 • Gallagher-Iba Arena (Stillwater, Okla.) • Att: 8,400

TCU	56
OKLAHOMA STATE	57

Official Basketball Box Score - Final
TCU at Oklahoma St.Game Time: 7:00 PM
Game Duration: 2:05
Attendance: 8,400

Officials: Doug Simmons, Bert Smith, Michael Greenstein

Record: 12-3 (2-2)														
NO. Name	Min	FG	3P	FT	Rebounds	Fouls	TP	AS	TO	ST	Blocks	BS	BA	+
2 Emanuel Miller	F 27:23	2-3	1-2	2-2	3	7	10	3	1	7	0	2	0	1
5 Charles O'Bannon	F 24:54	4-5	2-2	3-5	5	1	6	2	3	13	0	1	0	-1
4 Eddie Lampkin	C 18:32	2-5	0-0	1-3	1	1	2	4	2	5	1	1	0	1
1 Mike Miles	G 33:40	2-15	2-4	2-2	0	4	4	2	1	8	1	4	1	-12
10 Damian Baugh	G 30:35	2-11	0-6	1-2	1	3	4	0	3	5	6	1	2	0
0 Micah Peavy	15:45	1-3	0-1	0-0	0	1	1	2	1	3	1	0	0	-3
3 Francisco Farabollo	20:13	4-7	2-4	2-2	0	4	4	0	1	12	0	1	0	-1
25 Souleymane Doumbia	05:51	0-1	0-0	0-0	1	0	1	2	0	0	0	1	0	-9
12 Xavier Cork	14:24	2-3	0-0	0-1	2	1	3	4	2	3	0	0	0	3
21 JaKobe Coles	08:43	0-2	0-1	0-0	0	2	2	1	1	0	0	1	1	1
Team					3	1	4	0	0	4				
Totals		19:55	7-20	11-17	17	27	44	20	15	56	11	22	5	8

Technical Fouls: NONE

Record: 10-7 (3-3)														
NO. Name	Min	FG	3P	FT	Rebounds	Fouls	TP	AS	TO	ST	Blocks	BS	BA	+
33 Moussa Cisse	C 19:46	1-3	0-0	1-4	2	2	4	3	6	3	0	0	0	-15
0 Avery Anderson, III	G 29:43	4-9	1-2	3-4	0	2	2	1	2	12	1	3	3	1
1 Bryce Thompson	G 27:40	3-9	1-2	4-4	0	3	3	3	2	11	1	0	1	1
13 Isaac Likekele	G 33:59	3-7	0-0	0-1	2	1	3	1	1	6	2	2	0	1
14 Bryce Williams	G 16:39	2-7	2-5	0-0	0	1	1	2	0	6	3	2	0	1
23 Tyreek Smith	13:47	0-1	0-0	2-2	4	3	7	1	1	2	0	1	1	2
5 Rondel Walker	22:18	4-5	2-3	2-3	0	3	3	1	3	12	0	1	3	-3
20 Keylan Boone	20:07	0-7	0-7	0-0	2	2	4	2	0	1	1	1	0	0
12 Matthew-Alexander Moncrieffe	09:34	1-4	0-0	0-1	2	2	4	0	1	2	0	0	0	-15
22 Kalib Boone	06:27	1-2	0-0	1-4	1	0	1	1	3	3	0	1	0	2
Team					1	0	1	0	0	0				
Totals		19:54	6-19	13-23	14	19	33	15	20	57	8	11	9	8

Technical Fouls: NONE

TCU		OSU		Points from Turnovers		TCU		OSU	
Biggest lead	9 (2 nd 3:16)	4 (1 st 17:11)		14	12	1st	2nd	TOT	
Best Scoring Run	7 (1 st 10:29)	7 (2 nd 0:04)		Paint		TCU	25	31	56
Lead Changes	4			Second Chance	17	15			
Times Tied	4			Fast Breaks	4	7			
Time with Lead	28:38	09:33		Bench	18	19			

Period by Period Scoring

Game 18 • Jan. 22, 2022 • Erwin Events Center (Austin, Texas) • Att: 13,203

OKLAHOMA STATE	51
TEXAS	56

Official Basketball Box Score - Final
Oklahoma St. at TexasGame Time: 10:00 PM
Game Duration: 2:06
Attendance: 13,203

Officials: Gary Maxwell, Keith Kinble, Amy Bonner

Record: 10-8 (3-4)														
NO. Name	Min	FG	3P	FT	Rebounds	Fouls	TP	AS	TO	ST	Blocks	BS	BA	+
33 Moussa Cisse	C 12:59	1-2	0-0	3-5	5	1	6	3	3	5	0	0	0	-10
0 Avery Anderson, III	G 26:37	1-5	0-0	1-2	0	1	1	3	1	3	2	2	0	-8
1 Bryce Thompson	G 34:14	8-18	2-5	2-3	0	2	2	4	4	20	2	2	2	0
13 Isaac Likekele	G 29:51	2-6	0-0	1-2	4	3	7	3	2	5	1	4	1	0
20 Keylan Boone	G 23:03	0-3	0-2	0-0	1	1	1	0	0	0	0	2	0	-9
5 Rondel Walker	29:55	1-5	0-1	0-0	1	4	5	1	0	2	3	1	6	0
23 Tyreek Smith	16:05	3-3	0-0	0-0	0	2	2	0	2	6	0	0	1	0
12 Matthew-Alexander Moncrieffe	08:06	1-4	0-0	0-0	0	0	0	0	1	2	0	1	0	1
22 Kalib Boone	10:45	3-5	0-0	0-0	1	5	6	2	0	6	0	2	1	2
4 Donovan Williams	08:25	1-3	0-1	0-0	0	1	1	3	0	2	0	0	0	0
Team					0	1	1	0	0	1				
Totals		21:56	2-9	7-12	11	21	32	20	11	51	8	15	12	4

Technical Fouls: NONE

Record: 14-5 (4-3)														
NO. Name	Min	FG	3P	FT	Rebounds	Fouls	TP	AS	TO	ST	Blocks	BS	BA	+
0 Timmy Allen	F 30:56	5-9	0-0	1-2	2	6	8	2	3	11	3	4	2	1
32 Tre Mitchell Bishop	F 24:07	2-2	0-0	0-0	1	5	6	0	1	4	1	3	1	0
33 Tre Mitchell	F 24:03	4-10	2-4	2-2	1	2	3	1	2	12	0	2	1	1
2 Marcus Carr	G 31:43	2-10	2-5	8-8	2	2	4	2	8	14	2	2	1	0
3 Courtney Ramey	G 39:56	3-8	2-7	2-2	1	6	7	3	2	10	1	1	0	1
1 Andrew Jones	12:11	0-3	0-3	0-0	0	0	0	1	0	0	0	3	0	0
4 Dylan Disu	12:50	2-5	0-0	0-0	1	5	6	2	1	4	0	1	1	0
5 Devin Askew	07:05	0-1	0-1	0-0	0	0	0	0	0	0	2	0	2	0
13 Jase Febres	07:35	0-1	0-1	1-2	0	1	1	0	2	1	0	0	0	-1
30 Brock Cunningham	10:34	0-0	0-0	0-0	1	1	2	0	0	1	1	1	0	0
Team					1	0	1	0	0	0	3			
Totals		18:49	6-21	14-16	10	28	38	11	20	56	10	20	9	4

Technical Fouls: NONE

OSU		TEXAS		Points from Turnovers		OSU		TEXAS	
Biggest lead	4 (1 st 3:46)	13 (1 st 16:16)		21	7	1st	2nd	TOT	
Best Scoring Run	16 (1 st 6:17)	13 (1 st 16:16)		Paint	30	16			
Lead Changes	2			Second Chance	8	4			
Times Tied	3			Fast Breaks	18	9			
Time with Lead	09:42	28:56		Bench	18	5			

Period by Period Scoring

Game 19 • Jan. 26, 2022 • Gallagher-Iba Arena (Stillwater, Okla.) • Att: 8,271

IOWA STATE	84
OKLAHOMA STATE	81

Official Basketball Box Score - Final
Iowa St. at Oklahoma St.Game Time: 7:01 PM
Game Duration: 2:26
Attendance: 8,271

Officials: Kipp Kossing, Tony Padilla, Darron George

Record: 15-5 (3-5)														
NO. Name	Min	FG	3P	FT	Rebounds	Fouls	TP	AS	TO	ST	Blocks	BS	BA	+
12 Robert Jones	F 15:19	1-1	0-0	0-2	0	2	2	4	3	2	5	1	2	1
23 Tristan Enaruna	F 15:31	0-0	0-0	0-0	0	3	3	0	0	1	0	0	0	-2
1 Izaiiah Brockington	G 40:45	11-20	3-4	1-2	1	1	2	2	3	26	1	4	0	1
11 Tyrese Hunter	G 35:10	6-13	3-8	3-3	1	3	4	2	3	18	4	5	0	2
22 Gabe Kalscheur	G 35:30	4-11	0-6	0-4	1	2	3	5	7	8	5	0	1	0
4 George Condit	27:36	4-4	0-0	2-3	3	5	8	2	3	10	4	1	0	2
5 Aljaz Kunc	20:02	0-2	0-1	0-0	3	2	5	3	0	0	1	2	1	0
2 Caleb Grill	24:57	5-7	5-7	0-0	0	0	0	2	15	0	0	0	0	4
3 Tre Jackson	10:10	1-2	1-2	2-2	0	0	0	0	2	5	0	1	0	-4
Team					1	1	2	0	0	1				
Totals		32:60	12-28	8-16	10	19	29	23	21	84	21	15	4	3

Technical Fouls: NONE

Record: 10-9 (3-5)														
NO. Name	Min	FG	3P	FT	Rebounds	Fouls	TP	AS	TO	ST	Blocks	BS	BA	+
33 Moussa Cisse	C 31:49	4-5	0-0	0-2	6	1	7	2	2	8	0	4	0	2
0 Avery Anderson, III	G 40:09	9-16	5-11	11-13	0	3	3	4	9	34	5	2	2	0
1 Bryce Thompson	G 27:46	1-8	0-5	5-6	2	1	3	3	7	0	2	0	0	-6
5 Rondel Walker	G 33:54	1-7	1-5	1-2	3	2	3	5	4	2	4	0	1	0
13 Isaac Likekele	G 39:44	6-9	0-0	1-1	0	6	6	0	2	13	8	3	3	0
23 Tyreek Smith	07:07	1-2	0-0	0-0	0	1	1	0	2	0	0	0	1	1
20 Keylan Boone	17:42	1-4	1-3	0-0	1	1	2	4	3	1	2	1	0	0
12 Matthew-Alexander Moncrieffe	20:50	1-2	0-0	2-3	1	2	3	3	4	1	0	0	0	5
22 Kalib Boone	05:59	2-2	0-0	2-2	0	0	0	1	1	6	0	0	0	0
Team					0	3	3	0	0	2				
Totals		26:55	7-24	22-29	12	21	33	21	23	81	15	16	6	3

Technical Fouls: NONE

ISU		OSU		Points from Turnovers		ISU		OSU	
Biggest lead	4 (1 st 8:09)	4 (2 nd 5:20)		18	21	1st	2nd	TOT	
Best Scoring Run	5 (1 st 8:09)	5 (1 st 7:15)		Paint	18	32			
Lead Changes	28			Second Chance	11	3			
Times Tied	15			Fast Breaks	2	16			
Time with Lead	17:23	19:04		Bench	30	15			

Period by Period Scoring

Game 20 • Jan. 29, 2022 • O'Connell Center (Gainesville, Fla.) • Att: 10,056

BOX SCORES

Game 25 • Feb. 14, 2022 • Allen Fieldhouse (Lawrence, Kan.) • Att: 16,300

OKLAHOMA STATE

KANSAS

62

76

Game 26 • Feb. 19, 2022 • Gallagher-Iba Arena (Stillwater, Okla.) • Att:

KANSAS STATE

OKLAHOMA STATE

-

-

Official Basketball Box Score - Final
Oklahoma St. at Kansas
02/14/22 Allen Fieldhouse, Lawrence
2021-22 Men's BasketballGame Time: 8:00 P
Game Duration: 2:1
Attendance: 16,3

Officials: Keith Kimble, Ron Groover, Bert Sm

Oklahoma St. - 62

Record: 12-13 (5-8)

NO.	Name	Min	FG		3P		FT		Rebounds		Fouls		TP	AS	TO	ST	Blocks		+/-	
			M-A	M-A	M-A	M-A	OR	DR	TOT	PF	FD	BS					BA			
23	Tyreek Smith	F 20:25	1-4	0-0	2-2	2	2	4	1	1	4	0	0	0	0	1	0	1	-29	
33	Moussa Cisse	C 19:12	4-5	0-0	0-0	3	8	11	4	1	8	1	1	0	1	0	0	0	-4	
0	Avery Anderson, III	G 34:19	5-15	1-4	4-6	0	1	1	2	6	15	4	4	0	1	2	1	0	-14	
1	Bryce Thompson	G 25:47	5-12	0-3	1-2	0	2	2	4	1	11	1	2	1	0	0	0	0	-10	
13	Isaac Likekele	G 19:27	1-3	0-0	0-0	0	1	1	1	1	2	1	1	1	0	0	0	0	-7	
14	Bryce Williams	20:56	2-4	1-2	0-0	0	0	0	1	2	5	3	2	0	0	0	0	0	-10	
20	Keylan Boone	18:27	2-7	1-5	0-0	3	1	4	2	0	5	0	0	0	1	0	1	0	-1	
5	Rondel Walker	10:20	0-2	0-1	0-0	0	4	4	1	0	6	0	0	0	0	0	1	0	-9	
22	Kalib Boone	11:50	3-7	0-0	2-2	3	2	5	2	1	8	0	0	0	1	2	1	15		
12	Matthew-Alexander Moncrieffe	12:22	2-2	0-0	0-2	0	3	3	1	1	4	0	1	1	0	0	0	0	-6	
24	Woody Newton	06:55	0-2	0-2	0-0	0	1	1	1	0	0	0	0	0	0	0	0	0	5	
Team																				
Totals			25-63	3-17	9-14	11	28	39	20	14	62	10	12	4	5	5	5	5	-14	

Technical Fouls: NONE

Shooting By Period		
1 st FG%	13-35	37.1%
3PT%	0-6	0.0%
FT%	2-4	50%
2 nd FG%	12-28	42.9%
3PT%	3-11	27.3%
FT%	7-10	70%
GM FG%	25-63	39.7%
3PT%	3-17	17.6%
FT%	9-14	64.3%

Dead Ball Rebounds: 2,1

Kansas - 76

Record: 21-4 (10-2)

No.	Name	Min	FG		3P	FT		Rebounds			Fouls		TP	AS	TO	ST	Blocks		+/-
			M-A	M-A	M-A	OR	DR	TOT	PF	FD	BS	BA							
10	Jalen Wilson	F 25:18	4-11	1-3	2-3	2	5	7	3	3	11	0	1	1	0	2	12		
33	David McCormack	F 28:22	4-10	0-0	4-4	5	7	12	1	2	12	3	2	0	2	1	11		
2	Christian Braun	G 35:52	5-13	2-7	4-6	1	3	4	1	5	16	0	2	0	1	1	22		
3	Dajuan Harris	G 34:06	5-9	2-5	0-0	0	1	1	2	1	12	5	1	2	0	0	16		
30	Ochai Agbaji	G 34:41	5-12	1-6	9-10	1	6	7	2	6	20	4	2	3	0	0	27		
21	Zach Clemence	09:24	1-3	0-1	0-2	3	3	6	1	2	2	2	0	1	2	0	10		
1	Joseph Yesufu	22:29	1-4	1-4	0-2	0	1	1	3	1	3	1	0	0	0	0	-1		
0	Bobby Pettiford	01:01	0-0	0-0	0-0	0	0	0	0	0	0	1	0	0	0	0	2		
44	Mitch Lightfoot	02:52	0-0	0-0	0-0	1	0	1	0	0	0	0	0	0	0	0	-9		
24	KJ Adams, Jr.	02:33	0-0	0-0	0-0	0	0	0	0	0	0	0	0	0	0	0	-8		
12	Chris Teahan	01:42	0-1	0-1	0-0	0	0	0	0	0	0	0	0	0	0	0	-6		
20	Michael Jankovich	01:40	0-1	0-1	0-0	0	0	0	0	0	0	0	0	0	0	0	-6		
Team																			
Totals			25-64	7-28	19-27	16	30	46	14	20	76	16	9	7	5	5	14		

Technical Fouls: NONE

Shooting By Period		
1 st FG%	13-32	40.6%
3PT%	4-14	28.6%
FT%	8-11	72.7%
2 nd FG%	12-32	37.5%
3PT%	3-14	21.4%
FT%	11-16	68.8%
GM FG%	25-64	39.1%
3PT%	7-28	25.0%
FT%	19-27	70.4%

Dead Ball Rebounds: 3,1

	OSU	KU	Points from	OSU	KU	Period by Period Scoring			
Biggest lead	2 (1 st 18:29)	26 (2 nd 10:06)	Turnovers	11	14		1st	2nd	TOT
Best Scoring Run	9 (2 nd 7:11)	13 (2 nd 12:06)	Paint	38	28	OSU	28	34	62
Lead Changes	3		Second Chance	8	9		KU	38	38
Times Tied	1		Fast Breaks	8	11				
Time with Lead	01:43	36:12	Bench	22	5				

Game 27 • Feb. 21, 2022 • Gallagher-Iba Arena (Stillwater, Okla.) • Att:

BAYLOR

OKLAHOMA STATE

-

-

Game 28 • Feb. 26, 2022 • Lloyd Noble Center (Norman, Okla.) • Att:

OKLAHOMA STATE

OKLAHOMA

-

-

TV/RADIO ROSTER



**0 AVERY
ANDERSON III**

6-3 • 170 • Jr • G
Justin, Texas



**1 BRYCE
THOMPSON**

6-5 • 195 • So • G
Tulsa, Okla.



**2 CHRIS
HARRIS JR**

6-2 • 200 • So • G
Dallas, Texas



**4 DONOVAN
WILLIAMS**

6-5 • 200 • So • G
Rockford, Ill.



**5 RONDEL
WALKER**

6-5 • 180 • So • G
Midwest City, Okla.



**12 MATTHEW-ALEXANDER
MONCRIEFFE**

6-7 • 215 • So • F
Toronto, Ontario, Canada




**13 ISAAC
LIKEKELE**

6-5 • 215 • Sr • G
Arlington, Texas



**14 BRYCE
WILLIAMS**

6-2 • 180 • Sr • G
Tampa, Fla.




**15 CARSON
SAGER**

6-4 • 207 • So • G
Wichita Falls, Texas



**20 KEYLAN
BOONE**

6-8 • 200 • Jr • G/F
Tulsa, Okla.




**21 BROOKS
MANZER**

6-3 • 190 • Fr • G
Edmond, Okla.



**22 KALIB
BOONE**

6-9 • 210 • Jr • F
Tulsa, Okla.



**23 TYREEK
SMITH**

6-7 • 220 • RSo • F
Baton Rouge, La.



**24 WOODY
NEWTON**

6-8 • 200 • So • G
District Heights, Md.



**25 BERNARD
KOUMA**

6-10 • 240 • Jr • F
N'Djamena, Chad, Africa



**33 MOUSSA
CISSE**

7-0 • 225 • So • F
Conakry, Guinea



**35 WESTON
CHURCH**

6-3 • 220 • RSo • F
Fairview, Okla.