



OKLAHOMA STATE FOOTBALL

Communications Contacts: Sean Maguire (sean.maguire@okstate.edu) and Gavin Lang (gavin.lang@okstate.edu)



vs. Notre Dame

11 a.m. MT/12 p.m. CT | Jan. 1, 2022 | State Farm Stadium (72,000)

TV: ESPN (Bob Wischusen, Dan Orlovsky and Kris Budden)
Radio: Cowboy Radio Network (Dave Hunziker, John Holcomb, Clint Chelf, Deion Imade and Robert Allen)
National Radio: ESPN Radio (Jason Benetti, Andre Ware and Paul Carcaterra)
Satellite Radio: Sirius 84, XM 84, SXM App 84
Internet Radio: The Varsity Network
Live Stats: okstate.com

Oklahoma State Schedule

Date	Opponent	Time/Result	TV
Sept. 4	Missouri State	W, 23-16	Big 12 Now on ESPN+
Sept. 11	Tulsa	W, 28-23	FS1
Sept. 18	at NR/RV Boise State	W, 21-20	FS1
Sept. 25	No. 25/RV Kansas State	W, 31-20	Big 12 Now on ESPN+
Oct. 2	No. 21/24 Baylor	W, 24-14	ESPN2
Oct. 9	BYE	-	-
Oct. 16	at No. 25/RV Texas	W, 32-24	FOX
Oct. 23	at RV/RV Iowa State	L, 21-24	FOX
Oct. 30	Kansas (Homecoming)	W, 55-3	FS1
Nov. 6	at West Virginia	W, 24-3	ESPN
Nov. 13	TCU	W, 63-17	FOX
Nov. 20	at Texas Tech	W, 23-0	FOX
Nov. 27	No. 10/9 Oklahoma	W, 37-33	ABC
<i>Dr Pepper Big 12 Championship Game (Arlington, Texas)</i>			
Dec. 4	No. 9/9 Baylor	L, 16-21	ABC
<i>PlayStation Fiesta Bowl (Glendale, Arizona):</i>			
Jan. 1	No. 5/5 Notre Dame	11 a.m. MT/12 p.m. CT	ESPN

Notre Dame Schedule

Date	Opponent	Time/Result
Sept. 5	at NR/RV Florida State	W, 41-38 (OT)
Sept. 11	Toledo	W, 32-29
Sept. 18	Purdue	W, 27-13
Sept. 25	vs. No. 18/15 Wisconsin (Chicago)	W, 41-13
Oct. 2	No. 7/8 Cincinnati	L, 13-24
Oct. 9	at RV/RV Virginia Tech	W, 32-29
Oct. 16	BYE	-
Oct. 23	Southern California	W, 31-16
Oct. 30	North Carolina	W, 44-34
Nov. 6	Navy	W, 34-6
Nov. 13	at Virginia	W, 28-3
Nov. 20	Georgia Tech	W, 55-0
Nov. 27	at Stanford	W, 45-14
<i>PlayStation Fiesta Bowl (Glendale, Arizona):</i>		
Jan. 1	No. 9/9 Oklahoma State	11 a.m. MT/12 p.m. CT

Series Capsule

Series History	Never met
Gundy vs. Notre Dame	0-0
Freeman vs. OSU	0-0

Game Capsule



CFP: 9; AP: 9; Coaches: 9

Oklahoma State Cowboys

11-2 overall; 8-1 Big 12

Coach Mike Gundy
Oklahoma State, 1990
Career: 148-69/17th year
At Oklahoma State: Same



CFP: 5; AP: 5; Coaches: 5

Notre Dame Fighting Irish

11-1 overall

Coach Marcus Freeman
Ohio State, 2007
Career: 0-0/1st year
At Notre Dame: Same

Team Statistical Comparison



Category	FBS Rk	Value	FBS Rk	Value
Total Offense	65	402.9	55	415.8
Rushing Offense	45	181.8	73	152.2
Passing Offense	76	221.2	33	263.6
Team Passing Efficiency	79	130.86	27	151.75
Scoring Offense	51	30.6	20	35.2
Total Defense	3	278.4	30	339.1
Rushing Defense	5	91.2	30	127.1
Passing Yards Allowed	12	187.2	40	212
Team Passing Efficiency Defense	16	116.81	15	116.16
Scoring Defense	8	16.8	9	18.2
Turnover Margin	87	-0.23	19	0.75
3rd Down Conversion Pct	26	.444	61	.407
4th Down Conversion Pct	71	.500	52	.562
3rd Down Conversion Pct Defense	2	.261	17	.329
4th Down Conversion Pct Defense	6	.308	74	.533
Red Zone Offense	33	.881	37	.875
Red Zone Defense	95	.867	41	.789
Net Punting	47	40.27	26	41.33
Punt Returns	123	3.78	38	10.33
Kickoff Returns	2	30.63	30	23.69
First Downs Offense	18	294	52	263
First Downs Defense	8	197	17	211
Fewest Penalties Per Game	65	6.15	50	5.67
Fewest Penalty Yards Per Game	75	55.85	54	49.75
Time of Possession	32	31:00	66	29:50

Big 12 Standings

Team	Big 12	All
Oklahoma State	8-1	11-2
Baylor	7-2	11-2
Oklahoma	7-2	10-2
Iowa State	5-4	7-5
Kansas State	4-5	7-5
West Virginia	4-5	6-6
Texas Tech	3-6	6-6
TCU	3-6	5-7
Texas	3-6	5-7
Kansas	1-8	2-10



MIKE GUNDY IN BOWL GAMES (10-5)

Season	Opponent	Result
2006	Alabama	W, 34-31
2007	Indiana	W, 49-33
2008	Oregon	L, 31-42
2009	Ole Miss	L, 7-21
2010	Arizona	W, 36-10
2011	Stanford	W, 41-38
2012	Purdue	W, 58-14
2013	Missouri	L, 31-41
2014	Washington	W, 30-22
2015	Ole Miss	L, 20-48
2016	Colorado	W, 38-8
2017	Virginia Tech	W, 30-21
2018	Missouri	W, 38-33
2019	Texas A&M	L, 21-24
2020	Miami	W, 37-34

OKLAHOMA STATE IN THE FIESTA BOWL (2-0)

First Appearance

Date: Dec. 28, 1974
Opponent: No. 17 BYU
Result: W, 16-6
Attendance: 50,878
Location: Tempe, Arizona (Sun Devil Stadium)

Second Appearance

Date: Jan 2, 2012
Opponent: No. 4 Stanford
Result: W, 41-38 (OT)
Attendance: 69,927
Location: Glendale, Arizona (Univ. of Phoenix Stadium)



Head Coach Mike Gundy



Mike Gundy
Head Coach | 17th Year | Oklahoma State, 1990

Career Track		
Year	School	Position
1990	Oklahoma State	Receivers
1991-93	Oklahoma State	Quarterbacks
1994-95	Oklahoma State	Offensive Coordinator
1996	Baylor	Quarterbacks/Passing Game Coordinator
1997-2000	Maryland	Quarterbacks/Pass Game Coord./Receivers
2001-04	Oklahoma State	Assistant Head Coach/Offensive Coord.
2005-present	Oklahoma State	Head Coach

Oklahoma State Under Mike Gundy

- Since 2010, Oklahoma State has six seasons with at least 10 wins, an outright Big 12 title (2011) and a share of the Big 12 South title (2010). OSU reached the top 10 of the Associated Press poll in 2008, 2009, 2010, 2011, 2013, 2015, 2016, 2017, 2020 and 2021.
- Gundy has coached the Cowboys to five New Year's Six bowl games since 2010. The Pokes appeared in the 2010 Cotton Bowl, the 2012 Fiesta Bowl, the 2014 Cotton Bowl, the 2016 Sugar Bowl and the 2022 Fiesta Bowl.
- Oklahoma State is one of only seven teams to post a winning season every year from 2010-20, joining Alabama, Boise State, Oklahoma, Texas A&M, Washington and Wisconsin. It is one of only three Power Five teams with winning seasons each of the past 16 years, joined by Wisconsin and Oklahoma.
- Including the 2021 season, Oklahoma State has been ranked in the top 15 of the Associated Press poll in 12 of the past 14 seasons and reached the top 10 in 10 of those 14 years.
- Since 2017, Gundy has coached the FBS leading passer (Mason Rudolph in 2017), leading receiver (James Washington in 2017) and leading rusher (Chuba Hubbard in 2019).
- OSU has seven total selections to the CoSIDA Academic All-America team since 2016, tying Stanford for the most among Power Five schools during that timeframe.

Most Wins Since 2010

1.	Alabama	149
2.	Clemson	136
3.	Ohio State	134
4.	Oklahoma	128
5.	Georgia	120
6.	Boise State	119
7.	Oregon	115
8.	LSU	114
	Wisconsin	114
10.	Notre Dame	113
11.	Oklahoma State	112
12.	San Diego State	105
	Stanford	105
14.	Florida State	104
	Michigan State	104

Highest-Scoring Teams Since 2010

1.	40.77	Oklahoma	6,401 points in 157 games
2.	40.52	Oregon	6,200 points in 153 games
3.	40.33	Ohio State	6,252 points in 155 games
4.	39.87	Alabama	6,580 points in 165 games
5.	38.44	Oklahoma State	5,921 points in 154 games
6.	37.72	Baylor	5,734 points in 152 games
7.	36.80	Clemson	6,036 points in 164 games
8.	36.40	Boise State	5,533 points in 152 games
9.	36.13	Houston	5,384 points in 149 games
10.	35.20	Texas Tech	5,175 points in 147 games

Gundy Year-by-Year Head Coaching Record

Year	Overall	Home	Away	Neutral	League Record	Finish
2005	4-7	3-3	1-4	0-0	1-7	6th South
2006	7-6	4-2	1-4	2-0	3-5	5th South
2007	7-6	4-2	2-4	1-0	4-4	3rd South
2008	9-4	6-1	2-2	1-1	5-3	4th South
2009	9-4	6-2	3-1	0-1	6-2	2nd South
2010	11-2	5-2	5-0	1-0	6-2	T1st South
2011	12-1	6-0	5-1	1-0	8-1	1st
2012	8-5	6-1	1-4	1-0	5-4	T3rd
2013	10-3	5-1	4-1	1-1	7-2	T2nd
2014	7-6	4-2	2-3	1-1	4-5	7th
2015	10-3	5-2	5-0	0-1	7-2	2nd
2016	10-3	6-1	3-2	1-0	7-2	T2nd
2017	10-3	3-3	6-0	1-0	6-3	3rd
2018	7-6	5-2	1-4	1-0	3-6	T7th
2019	8-5	4-2	4-2	0-1	5-4	T3rd
2020	8-3	4-1	3-2	1-0	6-3	3rd
2021	11-2	7-0	4-1	0-1	8-1	1st
Career	148-69	83-27	52-35	13-7	91-56	-

Noting Gundy

- 2021 George Munger College Coach of the Year Award Semifinalist
- 2021 and 2010 Big 12 Coach of the Year.
- 2011 winner of the Paul "Bear" Bryant College Coach of the Year Award and the Eddie Robinson National Coach of the Year Award.
- Finalist for the Eddie Robinson National Coach of the Year Award and the Liberty Mutual National Coach of the Year Award in both 2010 and 2011.
- 2015 AFCA Region 4 Coach of the Year.
- Oklahoma Sports Hall of Fame, Class of 2021

	Gundy Era (2005-pres.)	The 16 years Before Gundy (1989-2004)
Top 25 National Finishes	8	1
Top 20 National Finishes	8	0
Top 15 National Finishes	4	0
Top 10 National Finishes	1	0
Top 5 National Finishes	1	0
Seasons with at least 10 wins	7	0
Seasons with at least nine wins	9	1
Seasons with at least eight wins	12	2
Conference Record	91-56	39-79
Top-3 Finishes in Conf. Standings	12	2
All-Americans	27	6
Conference Player of the Year	7	0
First-Round NFL Draft Picks	6	3
Bowl Appearances	16	4
Bowl Victories	10	1

Most Wins at Current School

(Active coaches only)

1.	182	Nick Saban, Alabama	14 years
2.	178	Kirk Ferentz, Iowa	22 years
3.	149	Dabo Swinney, Clemson	13 years
4.	148	Mike Gundy, Oklahoma State	16 years
5.	144	Kyle Whittingham, Utah	16 years
6.	110	Pat Fitzgerald, Northwestern	15 years
7.	110	Troy Calhoun, Air Force	14 years
8.	104	Ken Niumatalolo, Navy	14 years

Gundy-Era All-Americans

2008	Dez Bryant	Wide Receiver
2008	Perrish Cox	Kick Returner
2008	Kendall Hunter	Running Back
2009	Perrish Cox	Cornerback
2009	Russell Okung	Offensive Line
2010	Dan Bailey	Kicker
2010	Justin Blackmon	Wide Receiver
2010	Kendall Hunter	Running Back
2010	Quinn Sharp	Punter
2011	Levy Adcock	Offensive Line
2011	Justin Blackmon	Wide Receiver
2011	Brodrick Brown	Cornerback
2011	Grant Garner	Offensive Line
2011	Markelle Martin	Safety
2011	Quinn Sharp	Kicker
2012	Quinn Sharp	Kicker
2013	Justin Gilbert	Cornerback
2015	Emmanuel Ogbah	Defensive End
2017	Tre Flowers	Safety
2017	Mason Rudolph	Quarterback
2017	James Washington	Wide Receiver
2018	Tylan Wallace	Wide Receiver
2019	Chuba Hubbard	Running Back
2020	Tylan Wallace	Wide Receiver
2021	Malcolm Rodriguez	Linebacker
2021	Kolby Harvell-Peel	Safety
2021	Matt Hembrough	Long Snapper



Oklahoma State Depth Chart

Offense

- LT** 67 Cole Birmingham (6-5; 308; RSo.; Katy, TX)
- 76 Caleb Etienne (6-7; 350; RSo.; New Orleans, LA)
- or- 68 Taylor Miterko (6-6; 295; RSo.; Carlsbad, NM)
- LG** 72 Josh Sills (6-6; 325; RSr.; Sarahsville, OH)
- or- 60 Tyrese Williams (6-2; 300; RJr.; Houston, TX)
- C** 66 Joe Michalski (6-4; 300; RSo.; Overland Park, KS)
- or- 51 Danny Godlevske (6-2; 300; RSr.; Indianapolis, IN)
- RG** 70 Hunter Woodard (6-5; 300; RJr.; Tuscola, IL)
- 77 Hunter Anthony (6-6; 320; RJr.; Tuttle, OK)
- RT** 74 Preston Wilson (6-5; 295; RSo.; Bartonville, TX)
- or- 61 Jake Springfield (6-5; 310; RSo.; Flower Mound, TX)
- WR** 1 Tay Martin (6-3; 186; Sr.; Houma, LA)
- 37 Cale Cabbiness (6-2; 195; RFr.; Norman, OK)
- WR** 80 Brennan Presley (5-8; 175; So.; Tulsa, OK)
- 17 John Paul Richardson (6-0; 180; Fr.; Missouri City, TX)
- WR** 28 Blaine Green (6-1; 215; Fr.; Allen, TX)
- or- 10 Rashod Owens (6-2; 200; RFr.; San Antonio, TX)
- WR** 85 Jaden Bray (6-2; 187; Fr.; Norman, OK)
- or- 19 Bryson Green (6-1; 205; Fr.; Allen, TX)
- CW** 87 Logan Carter (6-3; 245; RSr.; Henrietta, TX)
- or- 90 Braden Cassity (6-2; 240; RJr.; Austin, TX)
- or- 48 Silas Barr (6-5; 285; Fr.; Pottsboro, TX)
- RB** 7 Jaylen Warren (5-8; 215; RSr.; Salt Lake City, UT)
- 20 Dominic Richardson (6-0; 210; So.; Oklahoma City, OK)
- or- 27 Dezmon Jackson (5-11; 220; RSr.; El Dorado, AR)
- QB** 3 Spencer Sanders (6-1; 210; RJr.; Denton, TX)
- 16 Shane Illingworth (6-6; 230; So.; Norco, CA)

Defense

- DE** 9 Brock Martin (6-3; 250; RSr.; Oologah, OK)
- or- 30 Collin Oliver (6-2; 225; Fr.; Oklahoma City, OK)
- 52 Ben Kopenski (6-1; 250; RJr.; McKinney, TX)
- DT** 98 Brendon Evers (6-2; 295; RSr.; Bixby, OK)
- or- 42 Jayden Jernigan (6-1; 285; RSo.; Allen, TX)
- DT** 95 Israel Antwine (6-3; 300; Sr.; Oklahoma City, OK)
- 99 Sione Asi (6-1; 320; RSr.; Reno, NV)
- or- 35 Samuela Tuihalamaka (6-1; 304; RJr.; Riverside, CA)
- DE** 89 Tyler Lacy (6-4; 295; RJr.; Sachse, TX)
- 96 Kody Walterscheid (6-6; 275; RSo.; Muenster, TX)
- or- 92 Nathan Latu (6-4; 270; RSo.; Salt Lake City, UT)
- LB** 20 Malcolm Rodriguez (5-11; 225; Sr.; Wagoner, OK)
- 44 Kamryn Farrar (5-11; 205; RSo.; Dallas, TX)
- LB** 16 Devin Harper (6-0; 235; RSr.; Knoxville, TN)
- 38 Mason Cobb (6-0; 230; So.; Provo, UT)
- or- 11 Lamont Bishop (6-2; 230; RJr.; Country Club Hills, IL)
- CB** 24 Jarrick Bernard-Converse (6-1; 200; Sr.; Shreveport, LA)
- 6 Jabbar Muhammad (5-10; 175; So.; DeSoto, TX)
- S** 2 Tanner McCalister (5-11; 195; Sr.; Rockwall, TX)
- 13 Thomas Harper (5-11; 180; Jr.; Knoxville, TN)
- S** 25 Jason Taylor II (6-0; 215; RJr.; Oklahoma City, OK)
- 18 Sean Michael Flanagan (6-1; 210; RJr.; Charleston, AR)
- or- 3 Tre Sterling (5-11; 205; RSr.; Sunnyvale, TX)
- S** 31 Kolby Harvell-Peel (6-0; 207; Sr.; College Station, TX)
- 39 Trey Rucker (6-0; 195; Jr.; Fairfax, VA)
- CB** 0 Christian Holmes (6-1; 205; RSr.; Leland, MS)
- 4 Korie Black (6-0; 185; So.; Waco, TX)

Specialists

- P** 29 Tom Hutton (6-3; 201; Jr.; Newborough, VI, Australia)
- 49 Tanner Brown (6-0; 160; Sr.; Saugus, CA)
- K** 49 Tanner Brown (6-0; 160; Sr.; Saugus, CA)
- 19 Alex Hale (6-0; 204; RJr.; Point Frederick, NSW, Australia)
- KO** 49 Tanner Brown (6-0; 160; Sr.; Saugus, CA)
- or- 59 Brady Pohl (6-2; 207; RSo.; Kansas City, MO)
- LS** 53 Matt Hembrough (6-3; 215; RSr.; Lisle, IL)
- 63 Zeke Zaragoza (5-10; 205; RJr.; Ontario, CA)
- H** 29 Tom Hutton (6-3; 201; Jr.; Newborough, VI, Australia)
- 59 Brady Pohl (6-2; 207; RSo.; Kansas City, MO)
- KR** 80 Brennan Presley (5-8; 175; So.; Tulsa, OK)
- 20 Dominic Richardson (6-0; 210; So.; Oklahoma City, OK)
- 5 Zach Middleton (5-9; 202; RFr.; Tulsa, OK)
- or- 7 Jaylen Warren (5-8; 215; RSr.; Salt Lake City, UT)
- PR** 80 Brennan Presley (5-8; 175; So.; Tulsa, OK)
- 17 John Paul Richardson (6-0; 180; Fr.; Missouri City, TX)

Pronunciations

24	Jarrick Bernard-Converse	JAR-ick
31	Kolby Harvell-Peel	har-VELL - PEEL
35	Samuela Tuihalamaka	sam-WELL-uh TOO-ee-HAH-luh-MAH-kah
44	Kamryn Farrar	CAM-rin fuh-RARR
51	Danny Godlevske	god-LEV-skee
53	Matt Hembrough	hem-BRO
59	Brady Pohl	POLE
63	Zeke Zaragoza	zare-uh-GO-zuh
66	Joe Michalski	muh-HALL-skee
68	Taylor Miterko	mih-TERK-oh
76	Caleb Etienne	E-tee-en
89	Austin Jarrard	juh-RARD
92	Nathan Latu	LAH-too
95	Israel Antwine	ANN-twine
96	Kody Walterscheid	walter-SHIDE
99	Sione Asi	see-OH-nay AH-see

Assistant Coaches and Gameday Locations



Joe Bob Clements
Defensive Line
Ninth Year at Oklahoma State
Gameday Location: Field



Charlie Dickey
Offensive Line
Third Year at Oklahoma State
Gameday Location: Field



Tim Duffie
Cornerbacks
Ninth Year at Oklahoma State
Gameday Location: Field



Kasey Dunn
Offensive Coordinator/Receivers
11th Year at Oklahoma State
Gameday Location: Booth



Dan Hammerschmidt
Safeties
Seventh Year at Oklahoma State
Gameday Location: Field



Jason McEndow
Cowboy Backs
Seventh Year at Oklahoma State
Gameday Location: Booth



Tim Rattay
Quarterbacks
Second Year at Oklahoma State
Gameday Location: Field



Greg Richmond
Defensive Line
Fifth Year at Oklahoma State
Gameday Location: Booth



John Wozniak
Running Backs
Fifth Year at Oklahoma State
Gameday Location: Field



Player Tidbits - Offense

Left Tackle

67 Cole Birmingham
6-5; 308; RSo.; Katy, TX

- 2021 2nd Team Academic All-Big 12.
- Made a key fumble recovery vs. OU to prevent an OU touchdown.
- The only OSU player to start every game on offense this season.
- Made his first career start at LT in the win over Tulsa - previously RG and LG.
- Has 15 career starts.
- Started the opener and the bowl in 2020, missing the middle nine games to injury.
- OSU is 13-2 in the games Birmingham has played for the Cowboys.
- A first team Texas all-state selection.

76 Caleb Etienne
6-7; 350; RSo.; New Orleans, LA

Pronounced E-tee-en

- The tallest player on OSU's roster.
- First team NJCAA All-American in 2019.
- Butler (his last team) didn't play in 2020.

Wide Receiver

1 Tay Martin
6-3; 186; Sr.; Houma, LA

- Needs 58 rec. yards to become 10th OSU player with 1,000 in a season.
- Leads OSU with seven TD catches and 942 receiving yards in 2021.
- Has four 100-yard receiving games this season, with a high of 130 vs. TTU.
- No. 2 in the Big 12 in receptions per game and No. 3 in rec. YPG and TDs.
- Missed BSU and most of TU game w/ injury.
- Has seven 100-yard receiving games in his career with a high of 149 yards.
- Played every game at Wash. St. from 2017-19 (143 rec.; 1,615 yards; 18 TDs)

37 Cale Cabiness
6-2; 195; RFr.; Norman, OK

- 2021 1st Team Academic All-Big 12.
- A walk-on whose first catch sealed OSU's 2021 win at Boise State.
- Has played in nine career games.

Left Guard

72 Josh Sills
6-6; 325; Rsr.; Sarahsville, OH

- 2021 First Team All-Big 12 (Coaches & AP).
- 2020 First Team All-Big 12 (AP).
- Voted a 2021 season captain by his teammates prior to the Fiesta Bowl.
- 2021 2nd Team Academic All-Big 12.
- Has started 22 of the past 24 games.
- Made key fumble recovery vs. OU.
- One of two on the OL to start every game in 2020 (Six at G; five at T).
- A grad-transfer who came from WVU, where he started more than two years and was named All-Big 12 in 2018.
- Kicked and punted for his HS team.

60 Tyrese Williams
6-2; 300; Rjr.; Houston, TX

- Made his first career starts vs. TCU and TTU.
- Listed on the depth chart since 2019, with 10 career games played.
- The backup center in 2019 and 2020.

Wide Receiver

80 Brennan Presley
5-8; 175; So.; Tulsa, OK

- 2021 First Team Academic All-Big 12.
- Had a 100-yd kickoff return TD vs. OU.
- OSU's second leading receiver in yards, catches and TDs in 2021.
- Has scored five total TDs in the past seven games and seven TDs in 2021.
- Had a huge day in the 2020 bowl win over Miami, making six catches for 118 yards and three TDs to earn AP and ESPN all-bowl team honors.
- Played 10 games as a true freshman.
- 2019 Okla. Gatorade Player of the Year.
- Two-time HS football state champion.

17 John Paul Richardson
6-0; 180; Fr.; Missouri City, TX

- A true freshman who is the son of former NFL standout Bucky Richardson.
- Had his best game of the year vs. TTU with 6 catches for 41 yards and a TD.

Center

66 Joe Michalski
6-4; 300; RSo.; Overland Park, KS

- 2020 and 2021 Academic All-Big 12.
- Has made his first career starts in the past three games.
- Has played in 20 career games.
- Saw action in seven games during the 2020 season, mainly blocking for place kicks.
- Took a redshirt in 2019.
- Played baseball and track & field in HS.
- Named an All-Senior Kansas Top 11 Player and all-state after helping lead his team to a 12-0 state title run as a senior.

51 Danny Godlevske
6-2; 300; Rsr.; Indianapolis, IN

- Missed the past three games after starting every other game in 2021.
- A transfer "super senior" who played five years at Miami (OH) from 2016-20.

Wide Receiver

28 Blaine Green
6-1; 215; Fr.; Allen, TX

- Hon. men. Big 12 Off. Freshman of the Year.
- Made first start at TTU and started again in the Big 12 Championship.
- Scored his first career TD on a career-long 46-yard catch against TCU.
- Played each of the past 10 games, making 21 catches for 314 rec. yards.
- High school teammate with his twin brother and fellow Cowboy, Bryson.
- Born in Woodbury, Minn., and lived there until moving to Allen, Texas.
- Father, Bryan, played at Minnesota.
- Brother, Seth, plays for Houston.

10 Rashod Owens
6-2; 200; RFr.; San Antonio, TX

- Has started 5 of the past 11 games.
- Ranks fifth on the team in receiving yards and catches this season.
- Scored his first career TD vs. Baylor.

Right Guard

70 Hunter Woodard
6-5; 300; Rjr.; Tuscola, IL

- Has started the past 11 games after missing the first two games due to injury.
- 2019, 2020 and 2021 first team Academic All-Big 12 selection.
- 2021 CoSIDA Academic All-District.
- Honorable mention All-Big 12.
- Played in all 11 games in 2020.
- Played in seven games in 2019.
- One of three Cowboys from Illinois.
- Competed as a thrower in high school, posting a personal best 167-10 discus throw in April of 2017.
- Four-time academic honor roll in HS.

77 Hunter Anthony
6-6; 320; Rjr.; Tuttle, OK

- 2019 and 2021 Academic All-Big 12.
- 22 career games played with five starts.
- Grandfather played football and wrestled at Alabama.

Wide Receiver

85 Jaden Bray
6-2; 187; Fr.; Norman, OK

- Six 25-plus yard catches in 2021.
- Has made the first starts of his career in the past three games.
- Made a 26-yd TD catch against Tulsa in his 2nd game as a true freshman.
- Returned to football his junior year of HS after not playing since middle school.
- Both parents are Army veterans.
- Enrolled early after graduating high school and went through spring practice with the Cowboys in 2021.
- Earned high school all-conference honors in football and basketball.

19 Bryson Green
6-1; 205; Fr.; Allen, TX

- Made a TD catch vs. TU and KU.
- High school teammate with his twin brother and fellow Cowboy, Blaine.
- Father, Bryan, played at Minnesota.

Right Tackle

74 Preston Wilson
6-5; 295; RSo.; Bartonville, TX

- A 2020 and 2021 First Team Academic All-Big 12 selection.
- Has started seven times in 2021, including each of the past six games.
- Started at RG against Tulsa and at RT against Kansas, West Virginia, TCU, Texas Tech, Oklahoma and Baylor.
- Played in 10 of OSU's 11 games in 2020, starting four of the final six.
- Took a redshirt in 2019.
- Went 51-4 in his high school career and earned all-state honors as a senior.

61 Jake Springfield
6-5; 310; RSo.; Flower Mound, TX

- A former walk-on who was awarded a scholarship in August of 2020.
- 2020 & 2021 1st team Academic All-Big 12.
- Has started seven games in 2021.

Cowboy Back

87 Logan Carter
6-3; 245; Rsr.; Henrietta, TX

- The only five-time first team Academic All-Big 12 honoree in Oklahoma State history.
- Returned to the starting lineup for the first time this season in OSU's win over TCU after missing the first five games of the year with an injury.
- 2020 & 2021 Campbell Trophy semifinalist and 2020 CoSIDA Academic All-America second team honoree.
- 2020 and 2021 Hon. men. All-Big 12.
- One of six Cowboy seniors from 2020 who chose to play an extra season.

90 Braden Cassity
6-2; 240; Rjr.; Austin, TX

- Three-time Academic All-Big 12.
- Honorable mention All-Big 12.
- A weapon on offense after playing mostly on special teams before 2021.

Running Back

7 Jaylen Warren
5-8; 215; Rsr.; Salt Lake City, UT

- Big 12 Offensive Newcomer of the Year, a 2021 captain (voted by teammates) and on *The Athletic* All-Portal Team.
- A finalist for the 2021 Polynesian College Football Player of the Year Award.
- A talented transfer from Utah State who has started the past 11 games for OSU, averaging 99 rushing yards per game in those starts with highs of 218, 193, 125, 123 and 113 yards.
- Among the FBS top 25 with 1,134 rushing yards, despite limited play in the last and first two games.
- Has OSU's longest rush (75-yard TD run at BSU) and reception (52-yard catch vs. KSU) of 2021.
- Ran for more than 100 yards and scored three TDs in the first half alone vs. TCU.
- Had 150 rushing yards at halftime at BSU, marking OSU's most in a half since Chuba Hubbard had 192 in the second half vs. TCU in 2019. Also had 138 rushing yards in the second half at UT (118 in the 4th quarter).
- Had 151 carries for 821 yards and eight touchdowns in 15 games played in two years at USU.
- Before USU, he was the 2018 NJCAA National Offensive Player of the Year and an NJCAA first-team All-American after leading Snow College to an 8-3 record and No. 9 national ranking.
- Ran for 3,099 yards as HS senior to shatter the 37-year-old single-season Utah state rushing record, matching the rushing TD record with 38.

20 Dominic Richardson
6-0; 210; So.; Oklahoma City, OK

- Has played in 20 games since 2020 with 122 carries for 593 yards and seven touchdowns.
- Had a season-high 134 rushing yards and two touchdowns in the win over TCU.
- Exploded in the first meaningful playing time of his career at Baylor in 2020, rushing for 169 yards and three touchdowns on 23 carries (7.3 yards per carry). His rushing total was the second-highest ever for an OSU true freshman, trailing only the 206-yard game Thurman Thomas had vs. KSU in 1984.

Quarterback

3 Spencer Sanders
6-1; 210; Rjr.; Denton, TX

- Became the second first team all-conference QB in OSU history in 2021, joining Brandon Weeden (2010).
- One of three players in OSU history with more than 4,000 passing yards and 1,000 rushing yards in his career.
- Among the Big 12 top-4 in tot. off./game (2nd), passing yds (3rd), comp./game (3rd) and passing yds/game (4th).
- One of 13 FBS players with more than 2,400 passing yards and 500 rushing yards in 2021.
- His 543 rushing yards in 2021 are the most for an OSU QB since Zac Robinson finished with 562 in 2008.
- Finished 2020 as the Cheez-It Bowl MVP, throwing for 305 yards and four touchdowns with no interceptions.
- His 4,072 career passing yards after his sophomore year ranked as the second-most ever for an OSU sophomore, trailing only the 4,623 Mason Rudolph tallied from 2014-15.
- 2020 hon. men. All-Big 12, finishing 2nd in the league with 8.13 yds/pass and 3rd with a pass. eff. of 143.2.
- The 2019 Big 12 Offensive Freshman of the Year as voted by the league's coaches.
- Set an OSU freshman record with 2,065 passing yards in 2019, despite missing most of the final three games.
- A 2019 second-team Academic All-Big 12 honoree.
- The Texas 2017-18 Gatorade State Player of the Year and Mr. Texas Football by *Dave Campbell's Texas Football*.
- Had offers from Ohio State, Texas A&M, Penn State, Ole Miss, TCU, Baylor and others coming out of HS.

16 Shane Illingworth
6-6; 230; So.; Norco, CA

- 2021 1st Team Academic All-Big 12.
- Started and won the 2021 season opener after Spencer Sanders was held out due to COVID protocols.
- Played in five games in 2020 as a true freshman, passing for 554 yards and four touchdowns with one pick.
- Filled in for Spencer Sanders in the first three games of 2020, winning in starts against WVU and KU.
- A 4-star recruit and No. 6 pro-style QB in his class. Passed for 3,081 yards, 40 TDs and 2 INTs in 11 games as a HS senior.



Player Tidbits - Defense and Special Teams

Defensive End

9 Brock Martin
6-3; 250; R/Sr.; Oologah, OK

- First team All-Big 12 pick (coaches) and honorable mention DLOTY.
- Four-time first team Academic All-Big 12.
- Leads d-line with 38 tackles and is second on the team with 7.0 sacks.
- A veteran who has started 20 games.
- Made a key fumble recovery vs. OU.
- Has played in 49 career games and totaled 101 tackles, 25.5 tackles for loss, 10.5 sacks and 12 QB hurries.
- 2nd on the d-line with 27 tackles in 2020 and 1st with 20 solo stops.
- A three-time state champion wrestler.

30 Collin Oliver
6-2; 225; Fr.; Oklahoma City, OK

- No. 7 in the FBS with 11.5 sacks in 2021.
- Freshman All-American (ESPN, 247Sports, The Athletic, PFF College)
- Game-winning sack on final OU snap.

Defensive Tackle

98 Brendon Evers
6-2; 295; R/Sr.; Bixby, OK

- Two-time Academic All-Big 12.
- Has 21 career starts with 47 games played, totaling 42 tackles, 6.0 TFL, 4.0 sacks, 5 QBH and 2 PBU.
- Also competed in baseball, wrestling and track and field in high school.
- Took a redshirt in 2017.
- One of four Cowboys from Bixby HS on the 2021 roster.
- Helped lead his high school team to state championships as a sophomore, junior and senior playing nose guard in a 3-4 scheme.

42 Jayden Jernigan
6-1; 285; RSo.; Allen, TX

- 2021 1st Team Academic All-Big 12.
- Returned in 2021 after missing all of 2020.
- Played every game as a true freshman in 2019, recording 2.0 sacks.

Defensive Tackle

95 Israel Antwine
6-3; 300; Sr.; Oklahoma City, OK

- Two-time Academic All-Big 12.
- Has 35 starts and 45 games played.
- Has 20 tackles and 3.0 sacks in 2021.
- Finished 2020 with 20 tackles, 5.0 TFL, two QBH and a forced fumble.
- 2019 honorable mention All-Big 12.
- Colorado transfer who has been a routine starter since 2018.
- Started 11 games as a true freshman at Colorado in 2018 with 15 tackles.
- In 2018, he became just the second true freshman at Colorado to start a season opener on the defensive line.

99 Sione Asi
6-1; 320; R/Sr.; Reno, NV

Pronounced see-OH-nay AH-see

- Earned his first career FBS starts in the first four games of 2021.
- A JUCO product from Snow College.

Defensive End

89 Tyler Lacy
6-4; 295; R/Jr.; Sachse, TX

- A 2021 and 2020 honorable mention All-Big 12 selection.
- 2021 1st Team Academic All-Big 12.
- 2nd on d-line with 34 tackles in 2021 and his 3.5 sacks are 4th on the team.
- Led the Cowboy d-line with 32 tackles in 2020, 19 of which were solo stops. 26 of those came on run plays.
- Has started all 34 of his career games played, missing only three mid-season games in 2019 due to injury.
- Third on the team with both 8.5 TFL and 4.0 sacks in 2020.

96 Kody Walterscheid
6-6; 275; RSo.; Muenster, TX

Pronounced walter-SHIDE

- Blocked a FG in the season opener.
- Two-time Academic All-Big 12.
- Brother, Cole, was an OSU DE (2014-2018).

Linebacker

20 Malcolm Rodriguez
5-11; 225; Sr.; Wagoner, OK

- All-American (ESPN, FWAA, AFCA, AP, Sporting News and more).
- Butkus Award semifinalist.
- Three-time All-Big 12 selection.
- FBS top 25 player in tackles, solo stops, forced fumbles and fumbles recovered.
- Ranks No. 3 among all active FBS players with 246 career solo tackles and No. 5 with 398 career tackles.
- 2021 & 2020 Team Captain (voted by team).
- Two-time Academic All-Big 12.
- His 47 starts are No. 1 on the defense.
- Led all P5 LBs with 58 solo stops in 2020.
- OSU's leading tackler in 2019, '20 & '21.

44 Kamryn Farrar
5-11; 205; RSo.; Dallas, TX

Pronounced CAM-rin fuhr-FARR

- 2020 second team Academic All-Big 12.
- Has appeared in 24 career games, mainly on special teams.

Linebacker

16 Devin Harper
6-0; 235; R/Sr.; Knoxville, TN

- 2021 Team Captain (voted by team).
- 2021 hon. men. All-Big 12 selection.
- Made several key plays vs. Caleb Williams.
- His 2 FR in 2021 rank No. 21 in the FBS.
- Second on the team with 86 tackles and is first with 15 QB hurries in 2021.
- In the rotation each of the past three years and now an everyday starter in 2021.
- Two-time Academic All-Big 12.
- Has played 58 career games with 206 tackles, 25.5 TFL, 13.5 sacks, 22 QBH, 2 INT, 4 PBU, 2 FR, 2 FF and a block.
- Brother, Thomas, plays CB for OSU.

38 Mason Cobb
6-0; 230; So.; Provo, UT

- 2021 2nd Team Academic All-Big 12.
- Earned his first start vs. Tulsa.
- Played basketball and baseball in HS.
- Has five brothers.

Cornerback

24 Jarrick Bernard-Converse
6-1; 200; Sr.; Shreveport, LA

Pronounced JAR-ick

- 2021 First Team All-Big 12 (Coaches & AP).
- His 46 consecutive starts mark the longest active streak on the team.
- Three-time Academic All-Big 12.
- A safety his first two seasons who moved to CB prior to the 2020 season.
- His 10 PBU leads the Big 12.
- His 7 PBU in 2020 tied for the team lead.
- Has 193 career tackles with 23 PBU, 8.5 TFL and two interceptions.
- One of five players from Louisiana on the OSU roster this season.

6 Jabbar Muhammad
5-10; 175; So.; DeSoto, TX

- Played 5 games as a true freshman in 2020 and has played every game in 2021.
- Has a father and two brothers who played college football.

Cornerback

0 Christian Holmes
6-1; 205; R/Sr.; Leland, MS

- 2021 Second Team All-Big 12 (Coaches & AP).
- 2021 1st Team Academic All-Big 12.
- Recorded his first INT of 2021 at WVU.
- Made 6 tackles in latest game vs. Baylor, marking his most in a game at OSU.
- Missouri transfer who was a contributor in his first year at OSU in 2020, playing in every game and totaling 25 tackles, 3.0 TFL, and six PBU.
- The backup CB on both sides of the last year, starting the final two games.
- Started 12 games for Mizzou, amassing 66 tackles and 17 PBU in 4 years.

4 Korie Black
6-0; 185; So.; Waco, TX

- Has recovered 3 muffed punts in 2021.
- Blocked a field goal and recovered a muffed punt in latest game vs. Baylor.
- Father, Keith, played DB at K-State.

Safety

2 Tanner McCalister
5-11; 195; Sr.; Rockwall, TX

- Recorded the game-clinching interception at Texas and game-saving pass breakup vs. Oklahoma.
- Earned first team Academic All-Big 12 in 2019, 2020 and 2021.
- Has 25 starts, including 23 straight.
- Started his OSU career at cornerback and moved to safety prior to 2020.
- Has played in 49 career games with 120 tackles, 4.5 TFL, 11 PBU, an interception and three QB hurries.
- Played RB and CB in high school. Also competed in track and field.

13 Thomas Harper
5-11; 180; Jr.; Knoxville, TN

- 2020 second team Academic All-Big 12.
- Forced a key fumble vs. Oklahoma.
- Has played in 35 career games.
- Brother, Devin, plays LB for OSU.

Safety

25 Jason Taylor II
6-0; 215; R/Jr.; Oklahoma City, OK

- Honorable mention All-Big 12.
- Ranks 10th among all active FBS players with 3 career non-offensive TDs.
- 2020 second team Academic All-Big 12.
- Started each of the past 12 games.
- Had an 85-yard pick six at Texas and the game-saving FG block at Boise State. Other career highlights include an onside kick return for a touchdown and a fumble return for a touchdown, with every play helping seal wins in one-possession games.
- Father and sister played college sports at Langston.

18 Sean Michael Flanagan
6-1; 210; R/Jr.; Charleston, AR

- 2020 second team Academic All-Big 12.
- Has played in 35 career games, mostly on special teams.
- One of four Arkansas natives on the 2021 OSU football roster.

Safety

31 Kolby Harvell-Peel
6-0; 207; Sr.; College Station, TX

- 2021 AP All-America selection.
- Was on Bednarik & Thorpe watch lists.
- Three-time All-Big 12 selection.
- Ranks fifth among all active FBS players with 10 career interceptions.
- Has three interceptions this season.
- OSU's No. 3 tackler with 62 in 2021.
- Finished 2019 at No. 4 in the FBS with 1.5 passes defended per game and No. 7 with five total interceptions.
- Set an OSU single-game record with six pass breakups at ISU in 2019.
- Ran track in high school, running the 100m dash and 4x100m relay.

39 Trey Rucker
6-0; 195; Jr.; Fairfax, VA

- A transfer who came from Wake Forest and now plays mostly on special teams.
- Made nine starts and played in 18 games at Wake Forest, recording 84 tackles, 2 INT, 1 PBU and one FR.

Kicker

49 Tanner Brown
6-0; 160; Sr.; Saugus, CA

- Honorable mention All-Big 12.
- Transferred to OSU from UNLV.
- Has been OSU's place-kicker in each of the past seven games.
- Is 14-for-17 on field goal attempts this season with a long of 49 vs. Kansas.
- Also OSU's primary kickoff man.
- Earned JUCO All-America honors.

Punter

29 Tom Hutton
6-3; 201; Jr.; Newborough, VI, AUS

- Honorable mention Big 12 STPOTY.
- A 31-year-old true junior.
- Career-long punt is 62 yards.
- 2020 & 2021 1st team Academic All-Big 12.
- The primary factor in OSU ranking No. 2 in the FBS in punt return defense this year with an average of 0.44 yards.
- Recruited through ProKick Australia.
- Played Australian-rules football with Yallourn-Yallourn North.

Kick Returner

80 Brennan Presley
5-8; 175; So.; Tulsa, OK

- 2021 Second Team All-Big 12 (Coaches).
- Had a 100-yd kickoff return TD vs. OU.
- 10 kickoff returns for 366 yds in 2021.
- Has 20 career punt returns for 84 yards with a long of 19 yards.
- Has 16 career kickoff returns for 515 yards with a long of 100 yards.
- Factored in as a punt returner and kick returner at the end of his true freshman season in 2020.
- Finished seventh on the team in 2020 with 30.7 all-purpose yards per game.
- Played 10 games as a true freshman.
- 2019 Okla. Gatorade Player of the Year.

20 Dominic Richardson
6-0; 210; So.; Oklahoma City, OK

- Recorded the first kickoff returns of his career at Texas, returning two kickoffs for a total of 54 yards.
- His career long kickoff return is 31 yards.
- Also factors in at running back.

Punt Returner

80 Brennan Presley
5-8; 175; So.; Tulsa, OK

- 2021 Second Team All-Big 12 (Coaches).
- Had a 100-yd kickoff return TD vs. OU.
- 10 kickoff returns for 366 yds in 2021.
- Has 20 career punt returns for 84 yards with a long of 19 yards.
- Has 16 career kickoff returns for 515 yards with a long of 100 yards.
- Factored in as a punt returner and kick returner at the end of his true freshman season in 2020.
- Finished seventh on the team in 2020 with 30.7 all-purpose yards per game.
- Played 10 games as a true freshman.
- 2019 Okla. Gatorade Player of the Year.

17 John Paul Richardson
6-0; 180; Fr.; Missouri City, TX

- A true freshman who is the son of former NFL standout Bucky Richardson.
- Had his best game of the year vs. TTU with 6 catches for 41 yards and a TD.



Numerical Roster

No.	Name	Pos.	Ht.	Wt.	Yr.-Exp.	Hometown / HS / Previous School
0	LD Brown	RB	5-9	200	RSr.-4L*	Dallas, TX / DeSoto
0	Christian Holmes	CB	6-1	205	RSr.-1L*	Leland, MS / McNair / Missouri
1	Tay Martin	WR	6-3	186	Sr.-1L*	Houma, LA / Ellender Memorial / Wash. State
2	Tanner McCalister	S	5-11	195	Sr.-3L	Rockwall, TX / Rockwall-Heath
3	Spencer Sanders	QB	6-1	210	RJr.-2L	Denton, TX / Ryan
3	Tre Sterling	S	5-11	205	RSr.-3L	Sunnyvale, TX / Sunnyvale
4	Korie Black	CB	6-0	185	So.-1L	Waco, TX / Connally
5	Kendal Daniels	S	6-4	195	Fr.-HS	Beggs, OK / Beggs
5	Zach Middleton	RB	5-9	202	RFr.-RS	Tulsa, OK / Bishop Kelley
6	Ethan Bullock	QB	6-4	215	RSr.-Sq	Orlando, FL / Winter Park / SDSU / CCSF
6	Jabbar Muhammad	CB	5-10	175	So.-1L	DeSoto, TX / DeSoto
7	Jaylen Warren	RB	5-8	215	RSr.-TR	Salt Lake City, UT / East / Snow College / Utah State
8	Braydon Johnson	WR	6-0	200	RJr.-3L	Arlington, TX / Bowie
8	Cam Smith	WR	6-2	175	Fr.-HS	Little Elm, TX / Braswell
9	Brock Martin	DE	6-3	250	RSr.-3L	Oologah, OK / Oologah
9	Matt Polk	WR	6-3	200	RFr.-RS	Scottsdale, AZ / Saguro
10	Rashod Owens	WR	6-2	200	RFr.-RS	San Antonio, TX / Roosevelt
10	Kale Smith	CB	5-11	155	Fr.-HS	Oklahoma City, OK / Midwest City
11	Lamont Bishop	LB	6-2	230	RJr.-Sq	Country Club Hills, IL / Hillcrest / Iowa Central CC
12	Gunnar Gundy	QB	6-1	200	Fr.-HS	Stillwater, OK / Stillwater
12	Kanion Williams	S	6-0	190	RJr.-2L	Dallas, TX / South Oak Cliff
13	Thomas Harper	S	5-11	180	Jr.-2L	Knoxville, TN / Karns
14	Nick Session	S	6-0	190	RFr.-RS	Gardena, CA / East (UT)
14	Peyton Thompson	QB	6-1	206	RSo.-Sq	Tulsa, OK / Union
15	Jonathan Shepherd	WR	6-3	195	RJr.-Sq	Kilgore, TX / Kilgore
15	Ty Williams	S	6-0	185	Fr.-HS	Muskogee, OK / Muskogee
16	Devin Harper	LB	6-0	235	RSr.-4L*	Knoxville, TN / Karns
16	Shane Illingworth	QB	6-6	230	Sr.-1L	Norco, CA / Norco
17	Lyrik Rawls	S	6-1	195	Fr.-HS	Jefferson, TX / Marshall
17	John Paul Richardson	WR	6-0	180	Fr.-HS	Missouri City, TX / Ridge Point
18	Sean Michael Flanagan	S	6-1	210	RJr.-2L	Charleston, AR / Charleston
19	Bryson Green	WR	6-1	205	Fr.-HS	Allen, TX / Allen
19	Alex Hale	K	6-0	204	RJr.-1L	Point Frederick, NSW, Australia / St. Edward's
20	Dominic Richardson	RB	6-0	210	So.-1L	Oklahoma City, OK / Bishop McGuinness
20	Malcolm Rodriguez	LB	5-11	225	Sr.-4L*	Wagoner, OK / Wagoner
22	Demarco Jones	CB	6-0	185	RSo.-1L	Tulsa, OK / Booker T. Washington
23	Gabe Lemons	S	6-0	184	RJr.-2L	Prosper, TX / Coppell
23	Jaden Nixon	RB	5-10	175	Fr.-HS	Dallas, TX / Lone Star
24	Jarrick Bernard-Converse	CB	6-1	200	Sr.-3L	Shreveport, LA / Evangel Christian
25	Jason Taylor II	S	6-0	215	RJr.-2L	Oklahoma City, OK / Carl Albert
25	Andre Washington	RB	6-0	190	RSo.-Sq	Roanoke, TX / Liberty Christian
26	Asa Osbourn	RB	5-9	190	Fr.-HS	Denison, TX / Denison
26	Jordan Reagan	CB	6-1	195	RFr.-RS	Kumulgee, OK / Bixby
27	Raymond Gay II	CB	5-10	165	Fr.-HS	Red Oak, TX / Red Oak
27	Dezmon Jackson	RB	5-11	220	RSr.-1L	El Dorado, AR / Parkers Chapel / Hutchinson CC
28	De'kelvion Beamon	CB	6-0	190	Fr.-HS	Shreveport, LA / Huntington
28	Blaine Green	WR	6-1	215	Fr.-HS	Allen, TX / Allen
29	Tom Hutton	P	6-3	201	Jr.-2L	Newborough, VI, Australia / ProKick
29	Cole Stanley	CB	5-10	175	RFr.-RS	Stephenville, TX / Stephenville
30	Collin Oliver	DE	6-2	225	Fr.-HS	Oklahoma City, OK / Edmond Santa Fe
30	Gabe Simpson	WR	6-3	220	RJr.-Sq	Jay, OK / Jay
31	Kolby Harvell-Peel	S	6-0	207	Sr.-3L	College Station, TX / A&M Consolidated
32	Clayton Barbour	WR	5-10	180	RSo.-Sq	Bixby, OK / Bixby
32	DeSean Buckner	CB	6-0	205	RFr.-RS	White Hall, AR / White Hall
33	David Johnson	S	6-3	175	Fr.-HS	Ada, OK / Ada
35	Parker Robertson	S	5-11	170	Fr.-HS	Dallas, TX / Dallas Christian
35	Samuela Tuihalamaka	DT	6-1	304	RJr.-2L	Riverside, CA / Mater Dei
36	Na'Drian Dizadare	LB	6-2	225	RSo.-1L	Shreveport, LA / Evangel Christian
36	Vance Hooper	WR	6-1	195	RSr.-Sq	McKinney, TX / Heritage / Southern Nazarene
37	Cale Cabbiness	WR	6-2	195	RFr.-RS	Norman, OK / Norman North
37	Isreal Isuman-Hundley	DE	6-5	257	RSo.-Sq	Colleyville, TX / Heritage
38	Carter Barnard	S	5-10	180	Fr.-HS	Stillwater, OK / Stillwater
38	Mason Cobb	LB	6-0	230	So.-1L	Provo, UT / Provo
39	Peyton Kramer	WR	5-11	175	Fr.-HS	Fort Worth, TX / All Saints' Episcopal
39	Trey Rucker	S	6-0	195	Jr.-TR	Fairfax, VA / Flint Hill / Wake Forest
40	Colby Blatnik	CB	6-2	215	RFr.-RS	Dallas, TX / Parish Episcopal
40	Donovan Stephens	LB	6-0	215	Fr.-HS	Del City, OK / Del City
41	Constantino Borrelli	LB	5-11	215	RFr.-RS	Ramsey, NJ / Don Bosco Prep
42	Jayden Jernigan	DT	6-1	285	RSo.-1L	Allen, TX / Allen
44	Kamryn Farrar	LB	5-11	205	RSo.-1L	Dallas, TX / Skyline
45	Jeff Roberson	LB	6-1	223	RFr.-RS	Harrar, OK / Choctaw
46	Nickolas Martin	LB	6-0	200	Fr.-HS	Texarkana, TX / Pleasant Grove
47	Luke McEndoo	CW	6-1	255	Fr.-HS	Stillwater, OK / Stillwater
47	Jake Schultz	DE	6-3	230	RSo.-1L	Prague, OK / Prague
48	Adam Martin	LB	5-11	220	RSr.-Sq	Stillwater, OK / Stillwater
49	Tanner Brown	K	6-0	160	Sr.-TR	Saugus, CA / Saugus / Coll. of the Canyons / UNLV
51	Danny Godlevske	OL	6-2	300	RSr.-TR*	Indianapolis, IN / Bishop Chatard / Miami (OH)
51	Bo Hardy	LB	5-11	205	RFr.-RS	Piedmont, OK / Piedmont
52	Nathan Engles	OL	6-3	265	RSr.-Sq	Pryor, OK / Pryor
52	Ben Kopsenski	DE	6-1	250	RJr.-Sq	McKinney, TX / Prosper

No.	Name	Pos.	Ht.	Wt.	Yr.-Exp.	Hometown / HS / Previous School
53	Tyler Berryhill	LB	6-1	210	RFr.-RS	Ardmore, OK / Plainview
53	Matt Hembrough	LS	6-3	215	RSr.-2L	Lisle, IL / Benet
54	Silas Barr	CW	6-5	285	Fr.-HS	Potttsboro, TX / Potttsboro
54	Marcus Duckworth	DT	6-1	295	RFr.-RS	North Richland Hills, TX / Birdville
56	Jake Henry	OL	6-4	285	RFr.-RS	Tulsa, OK / Union
56	Xavier Ross	DT	6-4	290	RSo.-Sq	Cedar Hill, TX / Cedar Hill
57	Ryan Baker	DE	6-3	235	RFr.-Sq	Cashion, OK / Cashion
57	Cade Davis	LS	6-1	215	Fr.-HS	Tulsa, OK / Bishop Kelley
58	Holden Martinson	DT	6-4	235	Fr.-HS	Tulsa, OK / Edison
59	Brady Pohl	K	6-2	207	RSo.-1L	Kansas City, MO / Liberty North
60	Tyrese Williams	OL	6-2	300	RJr.-1L	Houston, TX / Cypress Ridge
61	Jake Springfield	OL	6-5	310	RSo.-1L	Flower Mound, TX / Flower Mound
62	Cade Bennett	OL	6-3	315	RFr.-Sq	Scottsdale, AZ / Notre Dame Prep
63	Zeke Zaragoza	LS	5-10	205	RJr.-Sq	Ontario, CA / Ontario Christian / Dordt / SBVC
65	Hilton Marsh	OL	6-0	275	Fr.-HS	Keller, TX / Keller
66	Joe Michalski	OL	6-4	300	RFr.-1L	Overland Park, KS / St. Thomas Aquinas
67	Cole Birmingham	OL	6-5	308	RSo.-Sq	Katy, TX / Katy
68	Taylor Miterko	OL	6-6	295	RSo.-1L	Carlsbad, NM / Carlsbad
69	Logan Ward	K	6-0	205	Fr.-HS	Edmond, OK / Deer Creek
70	Jed Wagner	DT	6-2	250	Fr.-HS	Tulsa, OK / Cascia Hall
70	Hunter Woodard	OL	6-5	300	RJr.-2L	Tuscola, IL / Tuscola
71	Aden Kelley	DT	6-2	305	RFr.-HS	Thomas, OK / Thomas-Fay-Custer
71	Monroe Mills	OL	6-6	300	RFr.-RS	Columbia, MO / Father Tolton
72	Josh Silis	OL	6-6	325	RSr.-1L	Sarahsville, OH / Meadowbrook / West Virginia
73	Darian Jones	OL	6-0	320	Fr.-HS	Missouri City, TX / Fort Bend Hightower
74	Preston Wilson	OL	6-5	295	RSo.-1L	Bartonville, TX / Argyle
75	Eli Russ	OL	6-4	310	So.-1L	Ardmore, OK / Plainview
76	Caleb Etienne	OL	6-7	350	RSo.-TR	New Orleans, LA / Warren Easton / Ft. Scott / Butler
77	Hunter Anthony	OL	6-6	320	RJr.-1L	Tuttle, OK / Tuttle
79	Logan Nobles	OL	6-6	295	Fr.-HS	Jenks, OK / Jenks
80	Brennan Presley	WR	5-8	175	So.-1L	Tulsa, OK / Bixby
81	Dillon Metcalf	DE	6-4	215	Fr.-HS	Hooker, OK / Hooker
81	CJ Tate	WR	6-0	190	RFr.-Sq	Oklahoma City, OK / PC North / Tabor College
82	Quinton Stewart	CW	6-2	240	RFr.-RS	Salina, KS / Salina Central
83	Gordie Geymuller	LB	6-2	210	RSo.-Sq	Dallas, TX / Parish Episcopal
83	Haydon Wiginton	WR	5-11	180	Fr.-HS	Midlothian, TX / Midlothian Heritage
85	Jaden Bray	WR	6-2	187	Fr.-HS	Norman, OK / Norman
85	Justin Hines	DE	6-5	235	Fr.-HS	Coweta, OK / Coweta
86	Cale Fulson	WR	6-2	195	RSr.-Sq	Russellville, AR / Russellville / Arkansas Tech
87	Logan Carter	CW	6-3	245	RSr.-4L*	Henrietta, TX / Henrietta
88	Langston Anderson	WR	6-0	202	RSo.-Sq	Midlothian, TX / Heritage
88	Donnie Wingate	DE	6-3	215	Fr.-HS	Choctaw, OK / Choctaw
89	Austin Jarrard	CW	6-3	245	RSo.-TR	El Dorado Hills, CA / Oak Ridge / American River
89	Tyler Lacy	DE	6-4	295	RJr.-2L	Sachse, TX / Sachse
90	Braden Cassidy	CW	6-2	240	RJr.-2L	Austin, TX / Westlake
91	Tyren Irby	DE	6-3	240	RSr.-1L	Lake Cormorant, MS / Lake Cormorant / NW Miss CC
92	Nathan Latu	DE	6-4	270	RSo.-TR	Salt Lake City, UT / Olympos / Snow College
93	Collin Clay	DT	6-3	300	RSo.-RS	Oklahoma City, OK / Putnam City / Arkansas
94	Trace Ford	DE	6-3	240	Jr.-2L	Edmond, OK / Santa Fe
95	Israel Antwine	DT	6-3	300	Sr.-2L	Oklahoma City, OK / Millwood / Colorado
96	Kody Walterscheid	DE	6-6	275	RSo.-1L	Muenster, TX / Muenster
97	Ian Marshall	DT	6-2	275	RSr.-TR	Springfield, MO / Glendale / NEO / Abilene Christian
98	Brendon Evers	DT	6-2	295	RSr.-3L	Bixby, OK / Bixby
99	Sione Asi	DT	6-1	320	RSr.-1L	Reno, NV / McQueen / Snow College

* Player has elected to use an extra year of eligibility after NCAA ruling surrounding COVID-19. (Eligibility for all players has been advanced as if it was a normal season, but players who were eligible in 2020 have an extra year of eligibility)

Pronunciations

12	Kanion Williams	kuh-NYE-un	52	Ben Kopsenski	kuh-PEN-skee
17	Lyrik Rawls	LEER-ick	53	Matt Hembrough	hem-BRO
24	Jarrick Bernard-Converse	JAR-ick	59	Brady Pohl	POLE
26	Jordan Reagan	RAY-gin	60	Tyrese Williams	TY-reese
28	De'kelvion Beamon	duh-KELL-vee-on BEE-mun	63	Zeke Zaragoza	zare-uh-GO-zuh
31	Kolby Harvell-Peel	har-VELL - PEEL	66	Joe Michalski	muh-HALL-skee
32	Clayton Barbour	BAR-bur	68	Taylor Miterko	mih-TERK-oh
35	Samuela Tuihalamaka	sam-WELL-uh	76	Caleb Etienne	E-tee-en
		TOO-ee-HAH-luh-MAH-kah	83	Gordie Geymuller	GUY-mule-er
36	Na'Drian Dizadare	NAY-dree-un DIZ-uh-dare	89	Austin Jarrard	juh-RARD
37	Isreal Isuman-Hundley	iss-OO-mahn HUND-lee	92	Nathan Latu	LAH-too
44	Kamryn Farrar	CAM-rin fuh-RARR	95	Israel Antwine	ANN-twine
45	Jeff Roberson	ROB-er-son	96	Kody Walterscheid	walter-SHIED
47	Luke McEndoo	MACK-en-doo			(not walter-SHEED)
51	Danny Godlevske	god-LEV-skee	99	Sione Asi	see-OH-nay AH-see



Alphabetical Roster

No.	Name	Pos.	Ht.	Wt.	Yr.-Exp.	Hometown / HS / Previous School	No.	Name	Pos.	Ht.	Wt.	Yr.-Exp.	Hometown / HS / Previous School
88	Langston Anderson	WR	6-0	202	RSo.-Sq	Midlothian, TX / Heritage	81	Dillon Metcalf	DE	6-4	215	Fr.-HS	Hooker, OK / Hooker
77	Hunter Anthony	OL	6-6	320	RJr.-IL	Tuttle, OK / Tuttle	66	Joe Michalski	OL	6-4	300	RSO.-1L	Overland Park, KS / St. Thomas Aquinas
95	Israel Antwine	DT	6-3	300	Sr.-2L	Oklahoma City, OK / Millwood / Colorado	5	Zach Middleton	RB	5-9	202	RFR.-RS	Tulsa, OK / Bishop Kelley
99	Sione Asi	DT	6-1	320	RSr.-1L	Reno, NV / McQueen / Snow College	71	Monroe Mills	OL	6-6	300	RFR.-RS	Columbia, MO / Father Tolton
57	Ryan Baker	DE	6-3	235	RFr.-Sq	Cashion, OK / Cashion	68	Taylor Miterko	OL	6-6	295	RSO.-1L	Carlsbad, NM / Carlsbad
32	Clayton Barbour	WR	5-10	180	RSO.-Sq	Bixby, OK / Bixby	6	Jabbar Muhammad	CB	5-10	175	So.-1L	DeSoto, TX / DeSoto
38	Carter Barnard	S	5-10	180	Fr.-HS	Stillwater, OK / Stillwater	23	Jaden Nixon	RB	5-10	175	Fr.-HS	Dallas, TX / Lone Star
54	Silas Barr	CW	6-5	285	Fr.-HS	Pottsville, TX / Pottsville	79	Logan Nobles	OL	6-6	295	Fr.-HS	Jenks, OK / Jenks
28	De'kelvion Beamon	CB	6-0	190	Fr.-HS	Shreveport, LA / Huntington	30	Collin Oliver	DE	6-2	225	Fr.-HS	Oklahoma City, OK / Edmond Santa Fe
62	Cade Bennett	OL	6-3	315	RFr.-Sq	Scottsdale, AZ / Notre Dame Prep	26	Asa Osbourn	RB	5-9	190	Fr.-HS	Denison, TX / Denison
24	Jarrick Bernard-Converse	CB	6-1	200	Sr.-3L	Shreveport, LA / Evangel Christian	10	Rashod Owens	WR	6-2	200	RFr.-RS	San Antonio, TX / Roosevelt
53	Tyler Berryhill	LB	6-1	210	RFr.-RS	Ardmore, OK / Plainview	59	Brady Pohl	K	6-2	207	RSO.-1L	Kansas City, MO / Liberty North
67	Cole Birmingham	OL	6-5	308	RSO.-Sq	Katy, TX / Katy	9	Matt Polk	WR	6-3	200	RFR.-RS	Scottsdale, AZ / Saguardo
11	Lamont Bishop	LB	6-2	230	RJr.-Sq	Country Club Hills, IL / Hillcrest / Iowa Central CC	80	Brennan Presley	WR	5-8	175	So.-1L	Tulsa, OK / Bixby
4	Korie Black	CB	6-0	185	So.-1L	Waco, TX / Connally	17	Lyrik Rawls	S	6-1	195	RFr.-HS	Jefferson, TX / Marshall
40	Conby Blatnik	CW	6-2	215	RFr.-RS	Dallas, TX / Parish Episcopal	26	Jordan Reagan	CB	6-1	195	RFR.-RS	Okmulgee, OK / Bixby
41	Constantino Borrelli	LB	5-11	215	RFr.-RS	Ramsey, NJ / Don Bosco Prep	20	Dominic Richardson	RB	6-0	210	So.-1L	Oklahoma City, OK / Bishop McGuinness
85	Jordan Bray	WR	6-2	187	Fr.-HS	Norman, OK / Norman	17	John Paul Richardson	WR	6-0	180	Fr.-HS	Missouri City, TX / Ridge Point
0	LD Brown	RB	5-9	200	RSr.-4L*	Dallas, TX / DeSoto	45	Jeff Roberson	LB	6-1	223	RFR.-RS	Harrah, OK / Choctaw
49	Tanner Brown	K	6-0	160	Sr.-TR	Saugus, CA / Saugus / Coll. of the Canyons / UNLV	35	Parker Robertson	S	5-11	170	Fr.-HS	Dallas, TX / Dallas Christian
32	DeSean Buckner	CB	6-0	205	RFr.-RS	White Hall, AR / White Hall	20	Malcolm Rodriguez	LB	5-11	225	Sr.-4L*	Wagoner, OK / Wagoner
6	Ethan Bullock	QB	6-4	215	RSr.-Sq	Orlando, FL / Winter Park / SDSU / CCSF	56	Xavier Ross	DT	6-4	290	RSO.-Sq	Cedar Hill, TX / Cedar Hill
37	Cale Cabiness	WR	6-2	195	RFr.-RS	Norman, OK / Norman North	39	Trey Rucker	S	6-0	195	Jr.-TR	Fairfax, VA / Flint Hill / Wake Forest
87	Logan Carter	CW	6-3	245	RSr.-4L*	Henrietta, TX / Henrietta	75	Eli Russ	OL	6-4	310	So.-1L	Ardmore, OK / Plainview
90	Braden Cassity	CW	6-2	240	RJr.-2L	Austin, TX / Westlake	3	Spencer Sanders	QB	6-1	210	RJr.-2L	Denton, TX / Ryan
93	Collin Clay	DT	6-3	300	RSO.-RS	Oklahoma City, OK / Putnam City / Arkansas	47	Jake Schultz	DE	6-3	230	RSO.-1L	Prague, OK / Prague
38	Mason Cobb	LB	6-0	230	So.-1L	Provo, UT / Provo	14	Nick Session	S	6-0	190	RFR.-RS	Gardena, CA / East (UT)
5	Kendal Daniels	S	6-4	195	Fr.-HS	Beggs, OK / Beggs	15	Jonathan Shepherd	WR	6-3	195	RJr.-Sq	Kilgore, TX / Kilgore
57	Cade Davis	LS	6-1	215	Fr.-HS	Tulsa, OK / Bishop Kelley	72	Josh Sills	OL	6-6	325	RSr.-1L	Sarahsville, OH / Meadowbrook / West Virginia
36	Na'Drian Dizadare	LB	6-2	225	RSO.-1L	Shreveport, LA / Evangel Christian	30	Gabe Simpson	WR	6-3	220	RJr.-Sq	Jay, OK / Jay
54	Marcus Duckworth	DT	6-1	295	RFr.-RS	North Richland Hills, TX / Birdville	8	Cam Smith	WR	6-2	175	Fr.-HS	Little Elm, TX / Braswell
52	Nathan Engles	OL	6-3	265	RSr.-Sq.	Pryor, OK / Pryor	10	Kale Smith	CB	5-11	155	Fr.-HS	Oklahoma City, OK / Midwest City
76	Caleb Etienne	OL	6-7	350	RSO.-TR	New Orleans, LA / Warren Easton / Ft. Scott / Butler	61	Jake Springfield	OL	6-5	310	RSO.-1L	Flower Mound, TX / Flower Mound
98	Brendon Evers	DT	6-2	295	RSr.-3L	Bixby, OK / Bixby	29	Cole Stanley	CB	5-10	175	RFR.-RS	Stephenville, TX / Stephenville
44	Kamryn Farrar	LB	5-11	205	RSO.-1L	Dallas, TX / Skyline	40	Donovan Stephens	LB	6-0	215	Fr.-HS	Del City, OK / Del City
18	Sean Michael Flanagan	S	6-1	210	RJr.-2L	Charleston, AR / Charleston	3	Tre Sterling	S	5-11	205	RSr.-3L	Sunnyvale, TX / Sunnyvale
94	Trace Ford	DE	6-3	240	Jr.-2L	Edmond, OK / Santa Fe	82	Quinton Stewart	CW	6-2	240	RFr.-RS	Salina, KS / Salina Central
86	Cale Fulson	WR	6-2	195	RSr.-Sq	Russellville, AR / Russellville / Arkansas Tech	81	CJ Tate	WR	6-0	190	RSr.-Sq	Oklahoma City, OK / PC North / Tabor College
27	Raymond Gay II	CB	5-10	165	Fr.-HS	Red Oak, TX / Red Oak	25	Jason Taylor II	S	6-0	215	RJr.-2L	Oklahoma City, OK / Carl Albert
83	Gordie Geymuller	LB	6-2	210	RSO.-Sq	Dallas, TX / Parish Episcopal	14	Peyton Thompson	QB	6-1	206	RSO.-Sq	Tulsa, OK / Union
51	Danny Godlevske	OL	6-2	300	RSr.-TR*	Indianapolis, IN / Bishop Chatard / Miami (OH)	35	Samuela Tuihalamaka	DT	6-1	304	RJr.-2L	Riverside, CA / Mater Dei
28	Blaine Green	WR	6-1	215	Fr.-HS	Allen, TX / Allen	70	Jed Wagner	DT	6-2	250	Fr.-HS	Tulsa, OK / Cascia Hall
19	Bryson Green	WR	6-1	205	Fr.-HS	Allen, TX / Allen	96	Kody Walterscheid	DE	6-6	275	RSO.-1L	Muenster, TX / Muenster
12	Gunnar Gundy	QB	6-1	200	Fr.-HS	Stillwater, OK / Stillwater	69	Logan Ward	K	6-0	205	Fr.-HS	Edmond, OK / Deer Creek
19	Alex Hale	K	6-0	204	RJr.-1L	Point Frederick, NSW, Australia / St. Edward's	7	Jaylen Warren	RB	5-8	215	RSr.-TR	Salt Lake City, UT / East / Snow College / Utah State
51	Bo Hardy	LB	5-11	205	RFr.-RS	Piedmont, OK / Piedmont	25	Andre Washington	RB	6-0	190	RSO.-Sq	Roanoke, TX / Liberty Christian
16	Devin Harper	LB	6-0	235	RSr.-4L*	Knoxville, TN / Karns	83	Haydon Wiginton	WR	5-11	180	Fr.-HS	Midlothian, TX / Midlothian Heritage
13	Thomas Harper	S	5-11	180	Jr.-2L	Knoxville, TN / Karns	12	Kanyon Williams	S	6-0	190	RJr.-2L	Dallas, TX / South Oak Cliff
31	Kolby Harvell-Peel	S	6-0	207	Sr.-3L	College Station, TX / A&M Consolidated	15	Ty Williams	S	6-0	185	Fr.-HS	Muskogee, OK / Muskogee
53	Matt Hembrough	LS	6-3	215	RSr.-2L	Lisle, IL / Benet	60	Tyrese Williams	OL	6-2	300	RJr.-1L	Houston, TX / Cypress Ridge
56	Jake Henry	OL	6-4	285	RFr.-RS	Tulsa, OK / Union	74	Preston Wilson	OL	6-5	295	RSO.-1L	Bartonsville, TX / Argyle
85	Justin Hines	DE	6-5	235	Fr.-HS	Coweta, OK / Coweta	88	Donnie Wingate	DE	6-3	215	Fr.-HS	Choctaw, OK / Choctaw
0	Christian Holmes	CB	6-1	205	RSr.-1L*	Leland, MS / McNair / Missouri	70	Hunter Woodard	OL	6-5	300	RJr.-2L	Tuscola, IL / Tuscola
36	Vance Hooper	WR	6-1	195	RSr.-Sq.	McKinney, TX / Heritage / Southern Nazarene	63	Zeke Zaragoza	LS	5-10	205	RJr.-Sq	Ontario, CA / Ontario Christian / Dordt / SBVC
29	Tom Hutton	P	6-3	201	Jr.-2L	Newborough, VI, Australia / ProKick							
16	Shane Illingworth	QB	6-6	230	So.-1L	Norco, CA / Norco							
91	Tyren Irby	DE	6-3	240	RSr.-1L	Lake Cormorant, MS / Lake Cormorant / NW Miss CC							
37	Isreal Isuman-Hundley	DE	6-5	257	RSO.-Sq	Colleyville, TX / Heritage							
27	Dezmon Jackson	RB	5-11	220	RSr.-1L	El Dorado, AR / Parkers Chapel / Hutchinson CC							
89	Austin Jarrard	CW	6-3	245	RSO.-TR	El Dorado Hills, CA / Oak Ridge / American River							
42	Jayden Jernigan	DT	6-1	285	RSO.-1L	Allen, TX / Allen							
8	Braydon Johnson	WR	6-0	200	RSr.-3L	Arlington, TX / Bowie							
33	David Johnson	S	6-3	175	Fr.-HS	Ada, OK / Ada							
73	Darian Jones	OL	6-0	320	Fr.-HS	Missouri City, TX / Fort Bend Hightower							
22	Demarco Jones	CB	6-0	185	RSO.-1L	Tulsa, OK / Booker T. Washington							
71	Aden Kelley	DT	6-2	305	Fr.-HS	Thomas, OK / Thomas-Fay-Custer							
39	Peyton Kramer	WR	5-11	175	Fr.-HS	Fort Worth, TX / All Saints' Episcopal							
52	Ben Kopenski	DE	6-1	250	RJr.-Sq	McKinney, TX / Prosper							
89	Tyler Lacy	DE	6-4	295	RJr.-2L	Sachse, TX / Sachse							
92	Nathan Latu	DE	6-4	270	RSO.-TR	Salt Lake City, UT / Olympos / Snow College							
23	Gabe Lemons	S	6-0	184	RJr.-2L	Prosper, TX / Coppell							
65	Hilton Marsh	OL	6-0	275	Fr.-HS	Keller, TX / Keller							
97	Ian Marshall	DT	6-2	275	RSr.-TR	Springfield, MO / Glendale / NEO / Abilene Christian							
48	Adam Martin	LB	5-11	220	RSr.-Sq	Stillwater, OK / Stillwater							
9	Brock Martin	DE	6-3	250	RSr.-3L	Oologah, OK / Oologah							
46	Nickolas Martin	LB	6-0	200	Fr.-HS	Texarkana, TX / Pleasant Grove							
1	Tay Martin	WR	6-3	186	Sr.-1L*	Houma, LA / Ellender Memorial / Wash. State							
58	Holden Martinson	DT	6-4	235	Fr.-HS	Tulsa, OK / Edison							
2	Tanner McCalister	S	5-11	195	Sr.-3L	Rockwall, TX / Rockwall-Heath							
47	Luke McEndoo	CW	6-1	255	Fr.-HS	Stillwater, OK / Stillwater							

* Player has elected to use an extra year of eligibility after NCAA ruling surrounding COVID-19. (Eligibility for all players has been advanced as if it was a normal season, but players who were eligible in 2020 have an extra year of eligibility)

Pronunciations

95	Israel Antwine	ANN-twine	92	Nathan Latu	LAH-too
99	Sione Asi	see-OH-nay AH-see	47	Luke McEndoo	MACK-en-doo
32	Clayton Barbour	BAR-bur	66	Joe Michalski	muh-HALL-skee
28	De'kelvion Beamon	duh-KELL-vee-on BEE-mun	68	Taylor Miterko	mih-TERK-oh
24	Jarrick Bernard-Converse	JAR-ick	59	Brady Pohl	POLE
36	Na'Drian Dizadare	NAY-dree-un DIZ-uh-dare	17	Lyrik Rawls	LEER-ick
76	Caleb Etienne	E-tee-en	26	Jordan Reagan	RAY-gin
44	Kamryn Farrar	CAM-rin fuh-RARR	45	Jeff Roberson	ROB-er-son
83	Gordie Geymuller	GUY-mule-er	35	Samuela Tuihalamaka	sam-WELL-uh
51	Danny Godlevske	god-LEV-skee			TOO-ee-HAH-luh-MAH-kah
31	Kolby Harvell-Peel	har-VELL - PEEL	96	Kody Walterscheid	walter-SHIED
53	Matt Hembrough	hem-BRO			(not walther-SHIED)
37	Isreal Isuman-Hundley	iss-OO-mahn HUND-lee	12	Kanyon Williams	kuh-NYE-un
89	Austin Jarrard	juh-RARD	60	Tyrese Williams	TY-reese
52	Ben Kopenski	kuh-PEN-skee	63	Zeke Zaragoza	zare-uh-GO-zuh



Game Notes

Associated Press Poll, Week 15

Team	Record	Points
1. Alabama (50)	12-1	1535
2. Michigan (9)	12-1	1480
3. Georgia	12-1	1408
4. Cincinnati (3)	13-0	1404
5. Notre Dame	11-1	1280
6. Baylor	11-2	1228
7. Ohio State	10-2	1117
8. Ole Miss	10-2	1101
9. Oklahoma State	11-2	1106
10. Utah	10-3	929
11. Michigan State	10-2	895
12. BYU	10-2	866
13. Pittsburgh	11-2	838
14. Oklahoma	10-2	807
15. Oregon	10-3	594
16. Louisiana-Lafayette	12-1	490
17. Iowa	10-3	446
18. North Carolina State	9-3	404
19. Clemson	9-3	395
20. Wake Forest	10-3	393
21. Houston	11-2	358
22. Arkansas	8-4	279
23. Texas A&M	8-4	171
24. UTSA	12-1	146
25. Kentucky	9-3	129

USA TODAY Coaches Poll, Week 15

Team	Record	Points
1. Alabama	12-1	1540
2. Michigan	12-1	1474
3. Georgia	12-1	1420
4. Cincinnati	13-0	1392
5. Notre Dame	11-1	1266
6. Baylor	11-2	1204
7. Ohio State	10-2	1170
8. Ole Miss	10-2	1134
9. Oklahoma State	11-2	1036
10. Michigan State	10-2	903
11. Utah	10-3	893
12. Pittsburgh	11-2	886
13. Oklahoma	10-2	853
14. BYU	10-2	792
15. Oregon	10-3	589
16. Iowa	10-3	561
17. Louisiana-Lafayette	12-1	444
18. North Carolina State	9-3	436
19. Wake Forest	10-3	389
20. Kentucky	9-3	327
21. Houston	11-2	315
22. Clemson	9-3	252
23. Texas A&M	8-4	239
24. Arkansas	8-4	285
25. UTSA	12-1	146

CFP Rankings, Week 15

Team	Record
1. Alabama	12-1
2. Michigan	12-1
3. Georgia	12-1
4. Cincinnati	13-0
5. Notre Dame	11-1
6. Ohio State	10-2
7. Baylor	11-2
8. Ole Miss	10-2
9. Oklahoma State	11-2
10. Michigan State	10-2
11. Utah	10-3
12. Pittsburgh	11-2
13. BYU	10-2
14. Oregon	10-3
15. Iowa	10-3
16. Oklahoma	10-2
17. Wake Forest	10-3
18. North Carolina State	9-3
19. Clemson	9-3
20. Houston	11-2
21. Arkansas	8-4
22. Kentucky	9-3
23. Louisiana-Lafayette	12-1
24. San Diego State	11-2
25. Texas A&M	8-4

The Basics

Playing in its 16th consecutive bowl game and its fifth New Year's Six game since 2010, the No. 9 Oklahoma State football team (11-2 overall; 8-1 Big 12) faces No. 5 Notre Dame (11-1 overall) in the PlayStation Fiesta Bowl at 11 a.m. MT/12 p.m. CT on Saturday, January 1, in State Farm Stadium.

On the Air

The game will be televised by *ESPN* with Bob Wischusen, Dan Orlovsky and Kris Budden on the call. It will also be carried live on the Cowboy Radio Network, with Dave Hunziker handling play-by-play, John Holcomb, Clint Chelf and Deion Imade providing analysis and Robert Allen reporting from the sideline. Fans outside of the Cowboy Radio Network can listen to the OSU broadcast for free through The Varsity Network app.

In the Rankings

Oklahoma State is No. 9 in the College Football Playoff rankings, marking its fifth consecutive week in the top 10. OSU has been included in 17 consecutive CFP polls dating to November 5, 2019, and the Cowboys have been in the CFP rankings in six of the past seven seasons.

OSU is No. 9 in this week's AP Top 25 and has been ranked at least once for 14 consecutive seasons in the poll. The streak, which began in 2008, is the 10th-longest active streak in the nation. Including this season, OSU has appeared in the top 15 of the AP poll in 12 of the past 14 seasons. It has had a top 10 ranking in the AP poll at some point in 10 of those 14 years. The Cowboys are also No. 9 in this week's *USA TODAY Sports AFCA Coaches Poll*.

Notre Dame is No. 5 in the CFP rankings and is also No. 5 in the AP Top 25 and the coaches poll.

The Cowboys Return to the Fiesta Bowl

This season's appearance in the PlayStation Fiesta Bowl marks the third time that Oklahoma State has played in the game. The first was December 28, 1974, with the Cowboys scoring 16 unanswered points in the final three quarters to defeat No. 17 BYU, 16-6. The game was played in front of 50,878 fans at Sun Devil Stadium in Tempe, Arizona. OSU's second appearance came January 2, 2012, as the No. 3 Cowboys won a thriller over No. 4 Stanford. OSU kicked a walk-off field goal in overtime to win 41-38 in front of 69,927 fans at then-named University of Phoenix Stadium in Glendale, Arizona.

Another Top-10 Matchup

When No. 9 Oklahoma State faces No. 5 Notre Dame in the PlayStation Fiesta Bowl, it will mark the third consecutive game where OSU's opponent is ranked in the AP top 10. The only other time in school history that OSU has had to face three straight AP top-10 teams in one season was from Oct. 23 - Nov. 6 of 1976, when the Cowboy beat No. 5 Oklahoma and No. 10 Missouri before falling at No. 9 Nebraska. OSU also faced three straight top 10 teams in the final game of 1962 and the first two games of 1963.

The game also marks the first time in school history that the Cowboys have played in three straight matchups between AP-top 10 teams. The matchup against Notre Dame will mark the 14th overall time in OSU history that the Cowboys have played a game with both teams ranked in the AP top 10. OSU's wins in those games:

12/28/1984	No. 9 OSU vs. No. 7 South Carolina	W, 21-14
9/24/2011	No. 7 OSU at No. 8 Texas A&M	W, 30-29
1/2/2012	No. 3 OSU vs. No. 4 Stanford	W, 41-38 (OT)
11/27/2021	No. 7 OSU vs. No. 10 Oklahoma	W, 37-33

Media Calendar (Subject to Change)

26 Sunday	27 Monday	28 Tuesday	29 Wednesday	30 Thursday	31 Friday	1 Saturday
12 p.m. MT Mike Gundy and two players available at airport after arrival in Arizona	No availability	8:30 a.m. MT DC and five defensive players available at media hotel 12:35 p.m. MT First 15 min. of practice open for photos/video	9 a.m. MT OC and five offensive players available at media hotel	8:30 a.m. MT Mike Gundy, assistants and travel squad available at media hotel 12:35 p.m. MT First 15 min. of practice & community event after-ward open for photos/video	8:30 a.m. MT Head coaches press conference at media hotel	12 p.m. MT/ 11 a.m. CT Oklahoma State vs. Notre Dame



Game Notes

Oklahoma State Leaders

Rushing	Att	Net	TD
Jaylen Warren	237	1134	11
Spencer Sanders	129	543	6
Dominic Richardson	78	370	4
Passing	C-A-I	Yds	TD
Spencer Sanders	209-341-12	2468	16
Shane Illingworth	28-50-1	385	3
Receiving	Rec	Yds	TD
Tay Martin	70	942	7
Brennan Presley	40	482	5
Blaine Green	21	314	1
Tackles	Solo	Asst.	Total
Malcolm Rodriguez	68	51	119
Devin Harper	56	29	85
Kolby Harvell-Peel	38	24	62
Tackles for Loss	No.	Yds	
Collin Oliver	15.0	84	
Devin Harper	10.0	56	
Interceptions	No.	Yds	
Kolby Harvell-Peel	3	21	

Notre Dame Leaders

Rushing	Att	Net	TD
Kyren Williams	204	1002	14
Tyler Buchner	46	336	3
Chris Tyree	50	204	1
Passing	C-A-I	Yds	TD
Jack Coan	215-318-6	2641	20
Tyler Buchner	21-35-3	298	3
Receiving	Rec	Yds	TD
Michael Mayer	64	768	5
Kevin Austin	42	783	6
Kyren Williams	42	359	3
Tackles	Solo	Asst.	Total
JD Bertrand	55	37	92
Drew White	26	23	49
Isaiah Foskey	33	14	47
Tackles for Loss	No.	Yds	
Isaiah Foskey	11.5	117	
Jayson Ademilola	8	31	
Interceptions	No.	Yds	
Two tied with three			

The Series

Saturday's game marks the first ever meeting between Oklahoma State and Notre Dame, and the first time the Cowboys have faced one of the current FBS independent schools since the Cowboys defeated BYU in the 1976 Tangerine Bowl. OSU's other previous matchups with current FBS independents are a 1974 win over BYU in the Fiesta Bowl, a 1962 win at Army and a 1939 win over New Mexico State.

Coach Mike Gundy has never faced Notre Dame or an FBS independent, and Notre Dame's Marcus Freeman is making his head coaching debut against Oklahoma State.

Oklahoma State from a Distance

Oklahoma State heads into the PlayStation Fiesta Bowl with an 11-2 overall record and as the No. 9 team in the FBS. The Cowboys finished the regular season alone on top of the Big 12 standings but fell inches short of a win in the conference championship game and potential spot in the College Football Playoff. To put what OSU has accomplished this year into perspective, it is joined by Georgia, Alabama and Baylor as the only teams with four wins over teams in the AP top 25 at the time of the game.

The Oklahoma State defense has performed at a historic level this year. Entering Bowl Season, OSU leads the nation in sacks and tackles for loss and is also among the FBS leaders in third down defense (No. 2), total defense (No. 3), rushing defense (No. 5), fourth down defense (No. 6), scoring defense (No. 8), first downs defense (No. 8), passing yards allowed (No. 12) and more.

The Cowboy offense has also made consistent improvement and has taken its game to another level in the second half of the season. Over the past six games, the Cowboys have averaged more than 36 points and more than 435 yards per game. On the season, the Cowboys now rank No. 1 in the Big 12 and No. 18 in the FBS in first downs offense. When it came to play in conference games only, Oklahoma State ranked No. 1 in the Big 12 in rushing offense, No. 2 in total offense and No. 3 in scoring offense.

Continued Success

The 2021 season is just the latest chapter in a long story of success for the Oklahoma State program. Consider the following:

- Oklahoma State is making its 16th consecutive bowl appearance and has secured its 16th consecutive winning season, both of which are school-record streaks. OSU's bowl streak is the seventh-longest active streak in the FBS, and the is longest active streak for any school with the same head coach.
- Mike Gundy has coached the Cowboys to five New Year's Six bowl games since 2010. The Pokes appeared in the 2010 Cotton Bowl, the 2012 Fiesta Bowl, the 2014 Cotton Bowl, the 2016 Sugar Bowl and now the 2022 Fiesta Bowl.
- Since 2010, Oklahoma State has six seasons with at least 10 wins, an outright Big 12 title (2011) and a share of the Big 12 South title (2010). OSU reached the top 10 of the Associated Press poll in 2008, 2009, 2010, 2011, 2013, 2015, 2016, 2017, 2020 and 2021.
- Oklahoma State is one of only six teams to post a winning season every year from 2010-21, joining Alabama, Boise State, Oklahoma, Texas A&M and Wisconsin. It is one of only three Power Five teams with winning seasons each of the past 16 years, joined by Wisconsin and Oklahoma.
- Including the 2021 season, Oklahoma State has been ranked in the top 15 of the Associated Press poll in 12 of the past 14 seasons and reached the top 10 in 10 of those 14 years.
- OSU has finished in the top three of the Big 12 in three straight seasons and has finished in the top three nine times in the 11 seasons since the conference moved to a full round robin schedule in 2011.

LAST FIESTA BOWL



Stanford ^{4/4} 38
Oklahoma State ^{3/3} 41

Jan. 2, 2012 | Glendale, Ariz.
Attendance: 69,927 | TV: ESPN

Captains: Brandon Weeden, Justin Blackmon, Jamie Blatnick, Markelle Martin, Quinn Sharp

Score by Quarters	1	2	3	4	OT	Score
Stanford	7	14	7	10	0	38
Oklahoma State	0	21	3	14	3	41

Scoring Plays

1st - 04:16 - STAN - Montgomery 53 yd pass from Luck (Williamson kick)
2nd - 10:21 - STAN - Stewart 24 yd run (Williamson kick)
2nd - 08:50 - OSU - Blackmon 43 yd pass from Weeden (Sharp, kick)
2nd - 06:19 - OSU - Blackmon 67 yd pass from Weeden (Sharp, kick)
2nd - 02:25 - STAN - Taylor 4 yd run (Williamson kick)
2nd - 00:27 - OSU - Weeden 2 yd run (Sharp kick)
3rd - 08:22 - STAN - Ertz 16 yd pass from Luck (Williamson kick)
3rd - 05:21 - OSU - Sharp, Quinn 19 yd field goal
4th - 14:16 - STAN - Williamson, J 30 yd field goal
4th - 11:53 - OSU - Blackmon 17 yd pass from Weeden (Sharp kick)
4th - 04:34 - STAN - Taylor 1 yd run (Williamson kick)
4th - 02:35 - OSU - Randle, Joseph 4 yd run (Sharp, Quinn kick)
OT - 00:00 - OSU - Sharp, Quinn 22 yd field goal

	STAN	OSU
FIRST DOWNS	27	15
RUSHES-YARDS (NET)	50-243	14-13
PASSING YDS (NET)	347	399
Passes Att-Comp-Int	31-27-1	43-30-1
TOTAL OFFENSE PLAYS-YARDS	81-590	57-412
Fumble Returns-Yards	0-0	0-0
Punt Returns-Yards	2-26	2-14
Kickoff Returns-Yards	2-48	6-171
Interception Returns-Yards	1-0	1-0
Punts (Number-Avg)	2-41.5	5-43.4
Fumbles-Lost	2-1	0-0
Penalties-Yards	6-35	1-5
Possession Time	41:47	18:13
Third-Down Conversions	8 of 14	4 of 12
Fourth-Down Conversions	0 of 0	2 of 2
Red-Zone Scores-Chances	4-5	5-5
Sacks By: Number-Yards	1-9	2-14

RUSHING: Stanford-Taylor,S 35-177; Stewart,J 3-65; Gaffney,T 4-4; Meinken,G 2-2; TEAM 1-minus 1; Wilkerson,A 1-minus 1; Luck,A 4-minus 3. Oklahoma State-Randle, Joseph 10-23; Smith, Jeremy 1-1; TEAM 1-minus 4; Weeden, Brandon 2-minus 7.

PASSING: Stanford-Luck,A 27-31-1-347. Oklahoma State-Weeden, Brandon 30-43-1-399.

RECEIVING: Stanford-Montgomery,T 7-120; Whalen,G 7-85; Ertz,Z 4-38; Taylor,S 3-21; Fleener,C 2-19; Stewart,J 1-25; Toilolo,L 1-18; Gaffney,T 1-16; Hewitt,R 1-5. Oklahoma State-Blackmon, J. 9-186; Cooper, Josh 7-55; Chelf, Colton 5-97; Randle, Joseph 5-28; Anderson, I. 2-10; Harrison, M. 1-16; Smith, Jeremy 1-7.

INTERCEPTIONS: Stanford-Brown,T 1-0. Oklahoma State-Gilbert, Justin 1-0.

FUMBLES: Stanford-Meinken,G 1-1; Montgomery,T 1-0. Oklahoma State-None.

OSU in New Year's Day Games (3-2)

Date	Opponent	Result	Score	Site	OSU/Oppt. Rank
1/1/1945	vs. TCU	W	34-0	N	
1/1/1946	vs. St. Mary's (Calif.)	W	33-13	N	6/NR
1/1/1949	vs. William & Mary	L	0-20	N	
1/1/2013	vs. Purdue	W	58-14	N	RV/NR
1/1/2016	vs. Ole Miss	L	20-48	N	13/16



Game Notes

Situational Records

	2021	Gundy Era
Home	7-0	83-27
Away	4-1	52-35
Neutral	0-1	13-7
Natural Grass	0-1	16-21
Artificial Turf	11-1	132-48
Day Games	3-2	86-39
Night Games	8-0	62-30
vs. Ranked Opponents	4-1	35-37
August	0-0	5-1
September	4-0	51-12
October	3-1	43-19
November	4-0	37-27
December	0-1	9-7
January	0-0	3-3
Leading at Halftime	8-1	113-13
Trailing at Halftime	1-1	27-52
Tied at Halftime	2-0	8-4
Scoring First	7-2	102-34
Opponent Scoring First	4-0	46-35
Score < 20 Points	0-1	3-18
Score 20+ Points	11-1	145-51
Score 30+ Points	5-0	122-27
Score 40+ Points	2-0	78-8
Opponent Scores < 20 Points	6-0	71-0
Opponent Scores 20+ Points	5-2	77-69
Opponent Scores 30+ Points	1-0	36-57
Opponent Scores 40+ Points	0-0	7-36
Gain < 20 First Downs	4-1	27-30
Gain 20+ First Downs	7-1	121-39
Opponent Gains < 20 First Downs	9-2	76-18
Opponent Gains 20+ First Downs	2-0	72-51
More Rushing Yards Than Opponent	9-2	113-27
Fewer Rushing Yards Than Opponent	2-0	35-42
Rush For < 100 Yards	1-1	14-15
Rush For 100+ Yards	10-1	134-54
Opponent Rushes For < 100 Yards	5-2	49-7
Opponent Rushes For 100+ Yards	6-0	99-62
More Passing Yards Than Opponent	7-1	94-28
Fewer Passing Yards Than Opponent	4-1	54-41
Pass For < 200 Yards	5-0	31-24
Pass For 200+ Yards	6-2	117-45
Opponent Passes For < 200 Yards	7-1	57-16
Opponent Passes For 200+ Yards	4-1	91-53
Pass For < 300 Yards	9-2	81-46
Pass For 300+ Yards	2-0	67-23
Opponent Passes For < 300 Yards	11-1	116-37
Opponent Passes For 300+ Yards	0-1	32-32
More Total Yards Than Opponent	9-1	114-17
Fewer Total Yards Than Opponent	2-1	34-52
Gain < 300 Total Yards	1-0	7-13
Gain 300+ Total Yards	10-2	141-56
Opponent Gains < 300 Total Yards	6-1	40-3
Opponent Gains 300+ Total Yards	5-1	108-66
Commit No Turnovers	3-1	43-4
Win Turnover Battle	6-0	79-11
Equal Turnovers As Opponent	0-1	37-16
Lose Turnover Battle	5-1	31-42
Commit < 6 Penalties	3-0	64-35
Commit 6+ Penalties	8-2	84-34
3rd Down % < 25	0-1	7-20
3rd Down % 25-49	9-0	78-36
3rd Down % 50+	2-1	63-13
Opponent 3rd Down % < 25	6-0	39-5
Opponent 3rd Down % 25-49	5-2	91-40
Opponent 3rd Down % 50+	0-0	18-24
Trail Time of Possession	4-1	80-53
Lead Time of Possession	7-1	68-16

Oklahoma State Among the Best In Bowl Games

Oklahoma State is 20-11 in its 31 all-time bowl appearances. Its 64.5% winning percentage ranks third among all schools with a minimum of 20 bowl appearances. A closer look:

Rank	School	Wins	Losses	Ties	Games	Pct.
1.	Utah	17	7	0	24	.708
2.	Ole Miss	25	13	0	38	.658
3.	Oklahoma State	20	11	0	31	.645
4.	USC	34	19	0	53	.642
5.	Syracuse	16	9	1	26	.635
6.	Alabama	44	26	3	73	.632
7.	Penn State	30	18	2	50	.620
8.	Florida State	28	17	2	47	.617
9.	Georgia	33	21	3	58	.605
10.	Mississippi State	14	10	0	24	.583

Longest Active Bowl Streaks

For the 16th consecutive season, Oklahoma State is in a bowl game. A look at the nation's longest active bowl streaks:

1. Georgia	25
2. Oklahoma	23
3. Boise State	20
Wisconsin	20
5. Alabama	18
6. Clemson	17
7. Oklahoma State	16
8. Texas A&M	13
9. Mississippi State	12

Oklahoma State's Bowl Results

1945	Cotton Bowl	vs. TCU	W	34-0
1946	Sugar Bowl	vs. St. Mary's	W	33-13
1949	Delta Bowl	vs. William & Mary	L	0-20
1958	Bluegrass Bowl	vs. Florida State	W	15-6
1974	Fiesta Bowl	vs. BYU	W	16-6
1976	Tangerine Bowl	vs. BYU	W	49-21
1981	Independence Bowl	vs. Texas A&M	L	16-33
1983	Bluebonnet Bowl	vs. Baylor	W	24-14
1984	Gator Bowl	vs. South Carolina	W	21-14
1985	Gator Bowl	vs. Florida State	L	23-34
1987	Sun Bowl	vs. West Virginia	W	35-33
1988	Holiday Bowl	vs. Wyoming	W	62-14
1997	Alamo Bowl	vs. Purdue	L	20-33
2002	Houston Bowl	vs. Southern Miss	W	33-23
2004	Cotton Bowl	vs. Ole Miss	L	28-31
2004	Alamo Bowl	vs. Ohio State	L	7-33
2006	Independence Bowl	vs. Alabama	W	34-31
2007	Insight Bowl	vs. Indiana	W	49-33
2008	Holiday Bowl	vs. Oregon	L	31-42
2010	Cotton Bowl	vs. Ole Miss	L	7-21
2010	Alamo Bowl	vs. Arizona	W	36-10
2012	Fiesta Bowl	vs. Stanford	W	41-38 (OT)
2012	Heart of Dallas Bowl	vs. Purdue	W	58-14
2014	Cotton Bowl	vs. Missouri	L	31-41
2015	Cactus Bowl	vs. Washington	W	30-22
2016	Sugar Bowl	vs. Ole Miss	L	20-48
2016	Alamo Bowl	vs. Colorado	W	38-8
2017	Camping World Bowl	vs. Virginia Tech	W	30-21
2018	Liberty Bowl	vs. Missouri	W	38-33
2019	Texas Bowl	vs. Texas A&M	L	21-24
2020	Cheez-It Bowl	vs. Miami (FL)	W	37-34
2021	Fiesta Bowl	vs. Notre Dame	-	-



Game Notes

An Oklahoma State Win Would ...

- Give OSU a 21-11 all-time record in bowl games, ranking among the top three in bowl winning percentages among teams with at least 20 appearances.
- Mark its fifth bowl win in the past six seasons, its sixth bowl win in the past eight seasons and its ninth bowl win in the past 12 seasons.
- Give the Cowboys five wins this season over teams ranked in the AP top 25 at game time, matching the school record of five set in 2011. Only Oklahoma State, Georgia, Alabama and Baylor have four AP top 25 wins heading into Bowl Season.
- Mark the Cowboys' sixth win over an opponent with a winning record this season.
- Mark the Cowboys' eighth win over an opponent who reached a bowl game this season.
- Tie the school record for most wins in a season. OSU also won 12 games in 2011.
- Make it 1-0 all-time vs. Notre Dame.
- Mark Mike Gundy's first win over an FBS independent.
- Make it 4-2 all-time in New Year's Day games.
- Improve OSU to 5-0 all-time against current FBS independents.
- Make it 19-2 in its past 21 non-conference games and 41-7 in its past 48 non-conference games.
- Improve Mike Gundy's record in non-conference games to 58-13.
- Make it 15-6 in its past 21 games vs. AP Top 25 teams.
- Mark the Cowboys' 10th win over an AP Top 10 team since 2008.
- Make it 14-2 in its past 16 games overall, dating back to the 2020 season.
- Mark Mike Gundy's 36th career win vs. AP Top 25 opponents. Nick Saban and Dabo Swinney are the only other active coaches with more wins over AP Top 25 teams at their current schools.
- Mark the fifth win in school history in a game between two teams ranked in the AP Top 10.
- Make it 148-68 in its history when playing as an AP-ranked team.
- Make it 8-3 in its past 11 games when both teams are ranked in the AP Top 25.
- Improve it to 30-23 vs. AP ranked teams since the beginning of the 2011 season.

Notable Streaks and Trends Entering the Game

- OSU is averaging more than 36 points and 435 yards of offense in its past six games.
- OSU has outscored its past six opponents by a combined margin of 218-77, which amounts to an average score of 36-13.
- OSU has given up just seven offensive touchdowns in its past 24 quarters of play.
- OSU has held its last six opponents to 18-for-85 on third down (17.5 percent).
- OSU has held three of its past six opponents under 2.9 yards per play.
- OSU has held three of its past six opponents under 150 yards of total offense. No other FBS teams has held three opponents under 150 yards this season.
- OSU has held seven of its past 11 opponents under 100 yards rushing.
- OSU has held eight of its past 10 opponents under 200 yards passing.
- OSU has held 22 of its past 24 Big 12 opponents under their season scoring average.
- OSU has won 79 consecutive games when holding its opponent to fewer than 20 points, dating back to Sept. 13, 2003 – the longest active stretch of time in the FBS and longest since at least 1980.
- OSU has held its opponent scoreless on its game-opening drive in 24 of its past 30 games.
- OSU has held its opponent to less than a 50 percent third down conversion rate in 24 straight games.
- OSU has held its opponent to fewer than 20 first downs in 11 games this season.
- Malcolm Rodriguez has recorded at least five tackles in 20 of his past 21 games.
- OSU is 31-12 in its past 43 games decided by fewer than 10 points.
- OSU is 39-6 in its past 45 games when leading at halftime, dating back to Sept. 17, 2016.
- Dating back to 2005, OSU is 43-4 when not committing a turnover.
- Dating back to 2008, OSU is 69-8 when winning the turnover battle.
- OSU has won three of its past four overtime games.
- OSU has forced 27 turnovers in its past 17 games.

Team and Player Notes

Appreciating What Mike Gundy is Doing at Oklahoma State

Oklahoma State coach Mike Gundy has led the Cowboys to 11 wins so far this season. Since 2010, he has led OSU to seven seasons with at least 10 wins. The only active coaches with more 10-win seasons in that time frame are Alabama's Nick Saban (12) and Clemson's Dabo Swinney (10).

Gundy has led his alma mater to 16 consecutive bowl games, and has led the Cowboys to five New Year's Six games since 2010. Gundy has already led the Cowboys to a pair of Cotton Bowls, plus appearances in the Sugar Bowl and the Fiesta Bowl, and now a second appearance in the Fiesta Bowl.

OSU Career Records Watch

Total tackles

1.	496	John Corker	1976-79
2.	485	Mike Green	1979-82
3.	451	Ricky Young	1978-81
4.	398	Malcolm Rodriguez	2017-present
5.	393	Leslie O'Neal	1982-85
6.	369	Sim Drain	1986-89
7.	332	John Little	1967-69
8.	325	Jordan Sterns	2013-16
9.	320	Andre Sexton	2005-09
	320	Phillip Dokes	1973-76
11.	319	Paul Duren	2002-05

Fumbles forced

1.	10	Stacey Satterwhite	1988-91
	10	Ricky Young	1978-81
3.	9	Curtis Boone	1978-80
	9	John Corker	1976-79
5.	8	Malcolm Rodriguez	2017-present
6.	7	Jason Gildon	1990-93
	7	Pete DiClemente	1978-81
	7	Dexter Manley	1979-80
	7	Shaun Lewis	2010-13

Pass Breakups

1.	45	Chris Rockins	1980-83
2.	40	Darrent Williams	2001-04
3.	36	Markelle Martin	2008-11
	36	Perrish Cox	2006-09
5.	32	Melvin Gilliam	1985-88
6.	31	Rodarius Williams	2016-20
7.	29	Jacob Lacey	2005-08
8.	27	Justin Gilbert	2010-13
9.	26	Brodrick Brown	2008-12
10.	25	Tre Flowers	2013-17
	25	Gregg Johnson	1977-80
-	23	Kolby Harvell-Peel	2018-present
-	23	Jarrick Bernard-Converse	2018-present

Games started at OSU

1.	51	Andre Sexton	LB	2006-09
2.	50	Marcus Keyes	OL	2016-19
3.	48	Rodarius Williams	CB	2017-20
4.	47	Lane Taylor	OL	2009-12
	47	Russell Okung	OL	2006-09
	47	Patrick Lavine	LB	2006-09
47		Malcolm Rodriguez		2017-present
8.	46	Zachary Crabtree	OL	2014-17
	46	Jarrick Bernard-Converse		2017-present
10.	45	Shaun Lewis	LB	2010-13
	45	Brandon Pettigrew	TE	2005-08
12.	44	D'Juan Woods	WR	2003-06

Fumble return yards (since 1982)

1.	97	Terrence Robinson (2-97)	1999-02
2.	85	Jason Taylor II (1-85)	2019-present
3.	82	Kenneth Edison-McGruder (1-82)	2015-18
4.	78	Tyler Patmon (1-78)	2013
5.	64	Jamie Blatnick (2-64)	2007-11
6.	63	James Thomas (2-63)	2008-11
7.	58	Brodrick Brown (2-58)	2008-12
8.	57	LaWaylon Brown (1-57)	1999-02
	57	Donovan Woods (1-57)	2003-07
10.	56	Tyren Irby (1-56)	2020-present



Game Notes

Oklahoma State and the NFL

The list of Cowboys on NFL rosters in 2021:

Player	Team	Position
Matt Ammendola	New York Jets	K
Marcell Ateman	Las Vegas Raiders	WR
Chris Carson	Seattle Seahawks	RB
Tre Flowers	Cincinnati Bengals	CB
A.J. Green	Cleveland Browns	CB
Justice Hill	Baltimore Ravens	RB
Chuba Hubbard	Carolina Panthers	RB
Blake Jarwin	Dallas Cowboys	TE
Teven Jenkins	Chicago Bears	OL
Tyron Johnson	Jacksonville Jaguars	WR
Emmanuel Ogbah	Miami Dolphins	DE
Amen Ogbongbemiga	Los Angeles Chargers	LB
Mason Rudolph	Pittsburgh Steelers	QB
Dillon Stoner	Las Vegas Raiders	WR
Lane Taylor	Houston Texans	OL
Vincent Taylor	Houston Texans	DL
Tylan Wallace	Baltimore Ravens	WR
James Washington	Pittsburgh Steelers	WR
Rodarius Williams	New York Giants	CB

Since Mike Gundy took over as head coach in 2005, Oklahoma State has produced 31 NFL draft picks. The list:

OSU's NFL Draft Picks Under Mike Gundy

Year	Rd.	Pick	Player	Pos.	Team
2005	2	56	Darrent Williams	CB	Denver Broncos
2005	3	73	Vernand Morency	RB	Houston Texans
2005	7	249	Billy Bajema	TE	San Francisco 49ers
2006	6	199	Charlie Johnson	T	Indianapolis Colts
2007	4	132	Ryan McBean	DE	Pittsburgh Steelers
2007	6	209	Corey Hilliard	OT	New England Patriots
2009	1	20	Brandon Pettigrew	TE	Detroit Lions
2010	1	6	Russell Okung	OL	Seattle Seahawks
2010	1	24	Dez Bryant	WR	Dallas Cowboys
2010	5	137	Perrish Cox	DB	Denver Broncos
2010	7	250	Zac Robinson	QB	New England Patriots
2011	4	115	Kendall Hunter	RB	San Francisco 49ers
2012	1	5	Justin Blackmon	WR	Jacksonville Jaguars
2012	1	22	Brandon Weeden	QB	Cleveland Browns
2012	6	190	Markelle Martin	S	Tennessee Titans
2013	5	151	Joseph Randle	RB	Dallas Cowboys
2014	1	8	Justin Gilbert	CB	Cleveland Browns
2015	7	252	Josh Furman	DB	Denver Broncos
2016	2	32	Emmanuel Ogbah	DE	Cleveland Browns
2017	6	194	Vincent Taylor	DT	Miami Dolphins
2017	7	249	Chris Carson	RB	Seattle Seahawks
2018	2	60	James Washington	WR	Pittsburgh Steelers
2018	3	76	Mason Rudolph	QB	Pittsburgh Steelers
2018	5	146	Tre Flowers	S	Seattle Seahawks
2018	7	228	Marcell Ateman	WR	Oakland Raiders
2019	4	113	Justice Hill	RB	Baltimore Ravens
2019	7	253	Jordan Brailford	DE	Washington FB Team
2021	2	39	Teven Jenkins	OL	Chicago Bears
2021	4	126	Chuba Hubbard	RB	Carolina Panthers
2021	4	131	Tylan Wallace	WR	Baltimore Ravens
2021	6	201	Rodarius Williams	CB	New York Giants

Win Indicators

There are many things that factor into whether a team wins a game, but a long-term look at the trends during Mike Gundy's tenure at Oklahoma State shows that winning the turnover battle and winning the run game are two of the best ways to predict an OSU victory.

Since 2005, when the Cowboys win the turnover battle, they are 79-11 (87.8 pct.). They are 43-4 (91.5 pct.) in games when they commit zero turnovers. OSU is 113-27 under Gundy when outrushing the opponent (80.7 pct.) and is 49-7 when holding the opponent under 100 yards on the ground (87.5 pct.).

History also shows that OSU is tough to beat when it takes a lead into halftime, as the Cowboys are 113-13 when leading at intermission under Gundy (89.7 pct.).

Gundy-coached teams are 71-0 when holding opponents to fewer than 20 points. OSU has won 79 consecutive games when holding its opponent to fewer than 20 points, dating to Sept. 13, 2003 – the longest active time frame in the nation and the longest since at least 1980.

Elite Defense: OSU in the Big 12 and FBS Rankings

Oklahoma State's defense is performing at an elite level this season. The proof:

Category	Value	Big 12 Rk	FBS Rk
Team Sacks	4.23	1	1
Team Tackles for Loss	8.5	1	1
Punt Return Defense	0.44	1	2
3rd Down Conv. Pct Defense	.261	1	2
Total Defense	278.4	1	3
Rushing Defense	91.2	1	5
4th Down Conv. Pct Defense	.308	1	6
Scoring Defense	16.8	1	8
First Downs Defense	197	1	8
Passing Yards Allowed	187.2	1	12
Passing Efficiency Defense	116.81	1	16
Blocked Kicks	3	2	21
Defensive TDs	2	1	23

	PPG Entering OSU Game	vs. OSU
Boise State	42.5	20
Kansas State	31.0	20
Baylor	42.8	14
Texas	44.5	24
Iowa State	33.7	24
Kansas	17.6	3
West Virginia	29.6	3
TCU	31.3	17
Texas Tech	33.6	0
Oklahoma	38.9	33
Baylor	33.4	21

The Cowboy Defense: Only Getting Better

Oklahoma State has made significant and steady improvement in nearly every way over the past four seasons. Here's a look at how the numbers have only gotten better since 2018:

Year	G	Yds/ Rush	Ru.Yds/ Game	Yds/ Pass Att	Pa.Yds/ Game	Comp Pct	Pass Effic	Yds/ Play	Yds/ Game	1st Dns/ Game	Pts/ Game
2018	13	4.62	185.4	7.68	267.1	61.7	143.8	6.04	452.4	23.2	32.46
2019	13	4.30	158.5	7.38	253.9	60.4	134.0	5.79	412.3	20.9	26.77
2020	11	4.13	160.1	6.73	218.9	57.8	127.6	5.32	379.0	18.9	23.45
2021	13	2.74	91.2	6.29	187.2	57.9	116.8	4.42	278.4	15.2	16.77
<i>Best since: 1984 at least 1940 2013 1999 2020 2013 1985 1984 1981 1985</i>											

More Historic Notes on the Defense

While the season numbers speak for themselves in terms of how the Oklahoma State defense is performing, here is some added context:

- Oklahoma State's 23-0 win over Texas Tech marked the first time the Red Raiders had been shut out since 1997 and ended TTU's scoring streak at 302 consecutive games -- a streak that was the eighth-longest in the nation at the time. It was Tech's first time being shut out at home since 1987. The Cowboys limited Texas Tech to 108 yards of total offense in the game – its lowest output since 1990.
- OSU held TTU to 1.9 yards of offense per play, it was the Cowboys' best performance against any team since at least 2000. The next best performance was 2.0 against FCS Savannah State in 2012.
- OSU had eight sacks vs. WVU to mark the second most in a game in school history and the most for OSU since 2004. Eight sacks matches the highest total against any Power Five conference team in a game this season.
- OSU held Kansas to 0-for-13 on third down attempts and did not allow the Jayhawks to record a first down until the 9:16 mark of the third quarter, after OSU's starters exited the game.
- OSU held opponents without a touchdown over 11 consecutive quarters from the first quarter vs. Kansas through the third quarter vs. TCU.
- OSU's 55 quarterback sacks mark a single-season school record and are four more than any other team in the FBS this season. The most team sacks in a season since 2000 is 57, set by Stanford in 2012.

Keep it Under 100

The OSU defense has held opponents to under 100 yards of total offense in a half in 12 of its 26 halves played this season.



Game Notes

Party Like its 1934

The Oklahoma State defense held both Kansas and West Virginia to three points this year. It marked the first time OSU held consecutive opponents to three or fewer points since it opened the 1934 season with two shutout wins. It marked just the sixth time in the history of the Big 12 and the first time since 2004 that a team held two straight conference foes to three or fewer points.

Those two games also marked the first time since the final game of 1974 and the first game of 1975 that OSU has consecutive opponents without a touchdown and the first time since 1948 and 1949 that OSU has consecutive conference opponents without a touchdown.

150 or Less: Alone at the Top

The 133 total yards allowed vs. WVU combined with the 143 yards allowed vs. Kansas a week earlier make Oklahoma State the first FBS school to hold consecutive opponents under 150 yards since Utah held Arizona State and Cal under 150 each on Oct. 19 and Oct. 26 of 2019.

Those games combined with the 108 OSU held Texas Tech to means the Cowboys have held three of their past six opponents under 150 yards of total offense. No other FBS team has held three opponents under 150 yards of offense this season.

Sudden Change Success

The Oklahoma State defense has faced 16 sudden change situations this season and held the opponent scoreless on the ensuing drive in 12 of the 16. A look:

Opponent	Qtr.	OSU Turnover	Oppt. Ensuing Drive	Result
Missouri State	2	Interception	2 plays, 11 yards	End of Half
Missouri State	3	Fumble	6 plays, 12 yards	Field Goal
Missouri State	4	Fumble	4 plays, minus-4 yards	Turnover on Downs
at Boise State	4	Fumble	6 plays, 22 yards	Missed Field Goal
Baylor	1	Interception	3 plays, minus-8 yards	Punt
Baylor	2	Interception	3 plays, 7 yards	Punt
Baylor	3	Interception	3 plays, minus-5 yards	Punt
at Texas	2	Interception	7 plays, 26 yards	Interception
at West Virginia	1	Interception	3 plays, minus-15 yards	Punt
TCU	1	Fumble	10 plays, 34 yards	Turnover on Downs
Oklahoma	2	Interception	3 plays, 14 yards	Touchdown
Oklahoma	3	Interception	6 plays, 7 yards	Punt
Baylor	1	Interception	3 plays, 11 yards	Touchdown
Baylor	1	Interception	3 plays, 37 yards	Touchdown
Baylor	3	Interception	4 plays, 9 yards	Turnover on Downs
Baylor	3	Interception	4 plays, 1 yard	Missed Field Goal

Give Us an Inch, We'll Defend It

"Give us an inch, we'll defend it," is one of several sayings used by the OSU defenders as a motivational tool this season, and it has been a successful one. The Cowboy defense has had to start drives in its own territory 13 times this season. It has successfully kept its opponent out of the end zone in eight of those 13 drives and has held its opponent scoreless in six of those drives.

Even more impressive, the Cowboys are allowing an average of 13.92 yards on such drives, with an average starting field possession on the 33-yard line. OSU hasn't even allowed a first down in five of those possessions and has even pushed its opponent backward for a net loss on four of them.

OSU's Offense in Big 12 Play

The Oklahoma State offense has improved steadily as the season has gone on, and ended Big 12 play among the conference leaders in several categories. Here's how OSU ranked in conference games:

Category	Big 12 Rank	Value
Rushing Offense	1	205.9
First Downs	1	24.6
Kickoff Returns	1	25.6
Total Offense	2	432.8
Time of Possession	2	31:43
Scoring Offense	3	34.4
Third Down Conversions	3	42.9%
Passing Touchdowns	4	16

OSU in New Year's Day Games

Mike Gundy's radio show airs live throughout most Cowboy Radio Network affiliates from 6-7 p.m. CT on the following dates:

- Monday, Aug. 30
- Monday, Sept. 6
- Monday, Sept. 13
- Monday, Sept. 20
- Monday, Sept. 27
- Monday, Oct. 11
- Monday, Oct. 18
- Monday, Oct. 25
- Monday, Nov. 1
- Monday, Nov. 8
- Monday, Nov. 15
- Monday, Nov. 22

Orange Power Podcast

Mike Gundy and one OSU player will be interviewed each week on the Orange Power Podcast this season, made available each Thursday afternoon on game weeks.

Oklahoma State Cowboy Radio Network Affiliates

City	Call Letters	Frequency
Ada	KTLS	106.5 FM
Altus	KWHW	1450 AM
Alva	KALV	1430 AM
Ardmore	KYNZ	107.1 FM
Anadarko	KACO	98.5 FM
Bartlesville	KWON	1400 AM
Bartlesville	KWON	93.3 FM
Broken Bow	KKBI	106.1 FM
Cordell/Weatherford	KCLI	99.3 FM
Enid	KNID	107.1 FM
Frederick	KTAT	1570 AM
Grove	KGVE	99.3 FM
Guymon	KGYN	1210 AM
Guymon	KGYN	106.3 AM
Hobart	KTJS	1420 AM
Hugo	KMMY	96.5 FM
Lawton	KMGZ	97.3 FM
Madill	KMAD	1550 AM
McAlester	KTMC	105.1 FM
Oklahoma City	KXXY	96.1 HD2
Ponca City	KQSN	104.7 FM
Sallisaw	KXXM	105.1 FM
Shawnee	KGFF	1450 AM
Shawnee	KGFF	100.9 FM
Stillwater	KSPI	93.7 FM
Tahlequah	KEOK	102.1 FM
Tulsa	KFAQ	1170 AM
Tulsa	KFAQ	106.9 FM
Woodward	KMZE	92.1 FM



Game Notes

OSU Team Defense Season Records Watch

Quarterback sacks

1. 55.0 (55-376)	2021
2. 44.0 (44-317)	1983
3. 43.0 (43-345)	1998
4. 42.0 (42-306)	1984
4. 42.0 (42-380)	1981
6. 40.0 (40-231)	2015
7. 39.0 (39-226)	2018
8. 37.0 (37-250)	2006
9. 36.0 (36-241)	1982
10. 34.0 (34-203)	2014

Fewest total yards allowed per game (700 plays defended)

1. 252.82 (11 games)	1981
2. 256.18 (11 games)	1973
3. 276.50 (12 games)	1984
- 278.4 (through 13 games)	2021
4. 280.09 (11 games)	1974
5. 282.70 (10 games)	1967
6. 303.45 (11 games)	1982
7. 311.82 (11 games)	1976
8. 312.08 (12 games)	1983
9. 314.75 (12 games)	1985
10. 320.36 (11 games)	1986

Fewest rushing yards allowed per game

- 91.2 (through 13 games)	2021
1. 95.8 (13 games)	2009
2. 104.7 (12 games)	1983
3. 104.8 (9 games)	1941
4. 108.6 (8 games)	1945
5. 108.7 (11 games)	1981
6. 114.7 (12 games)	1997
7. 115.0 (10 games)	1940
8. 117.6 (12 games)	1984
9. 119.5 (11 games)	1998
10. 122.2 (9 games)	1948

Fewest yards allowed per rush

1. 2.43 (492-1196)	1981
2. 2.67 (471-1256)	1983
3. 2.70 (523-1412)	1984
- 2.74 (through 13 games)	2021
4. 2.84 (611-1734)	1973
5. 2.86 (330-943)	1941
6. 2.89 (398-1150)	1940
7. 3.00 (415-1245)	2009
8. 3.21 (409-1314)	1998
9. 3.23 (447-1442)	1982
10. 3.30 (584-1925)	1972
3.30 (376-1242)	1999

Fewest first downs allowed per game (700 plays defended)

1. 14.64	1981
- 14.92 (through 13 games)	2021
2. 15.45	1973
3. 15.70	1967
4. 15.75	1984
5. 16.00	1974
6. 16.45	1975
7. 16.55	1982
8. 17.00	1976
9. 17.73	1977
10. 17.91	1980

Secondary Starts

Oklahoma State's secondary is one of the most experienced groups in the nation. With six players who have started double-digit games (CB Jarrick Bernard-Converse, S Kolby Harvell-Peel, S Tre Sterling, CB Christian Holmes, S Tanner McCalister and safety Jason Taylor II) and eight players who have started at least one game in their career, OSU's defensive backs have the second-most starts of any secondary in the FBS. Here's a look at the most experienced groups:

Most Career Starts in the Secondary

1. Indiana	198
2. Oklahoma State	183
3. Georgia Tech	169
4. Iowa State	159
5. Arizona State	154

Elite Experience

The players on the Cowboy defense have combined for 380 total starts and 1,123 total games played. Here's a look at the defensive leaders in career games played:

Player	Pos.	Games Played	Games Started
Malcolm Rodriguez	LB	59	47
Christian Holmes	CB	59	27
Devin Harper	LB	58	15
Jarrick Bernard-Converse	CB	50	46
Brock Martin	DE	49	21
Tanner McCalister	S	49	25
Kolby Harvell-Peel	S	48	39
Brendon Evers	DT	47	21
Israel Antwine	DT	45	35

On Offense, Too

While the OSU offense isn't quite as veteran-filled as the defense, several Cowboys on the that side of the ball have significant experience.

Player	Pos.	Games Played	Games Started
Tay Martin	WR	59	33
Danny Godlevske	OL	53	50
Logan Carter	CW	51	8
Josh Sills	OL	50	46
LD Brown	RB	45	4

Everybody's All-American: Malcolm in the Middle

Linebacker Malcolm Rodriguez's All-American recognition in 2021 includes first team honors from *ESPN* and *The Action Network*, and second team honors from the Associated Press, AFCA, *The Sporting News*, FWAA, *USA TODAY*, *CBS Sports*, *The Athletic*, and Phil Steele. Rodriguez is the fourth linebacker in Oklahoma State history to earn All-American honors, joining Cleveland Vann (1973), John Corker (1978) and Ricky Young (1981).

Other recognition for Rodriguez this season includes first team All-Big 12 honors from both the coaches and the AP, first team Academic All-Big 12 honors and being voted by his teammates as one of five team captains for the 2021 season. He was also one of 16 national semifinalists for the 2021 Butkus Award, leads the Big 12 with 119 tackles and ranks among the FBS top 25 players in tackles, solo tackles, forced fumbles and fumbles recovered.

For his career, Rodriguez is a three-time All-Big 12 pick and has led OSU in tackles in 2019, 2020 and 2021. He is No. 3 among all active FBS players with 246 solo stops and is No. 5 with 398 total tackles. He needs just two more tackles to become the fourth player in OSU history and the first since 1982 with 400 career tackles.

More All-American Honors for Harvell-Peel and Hembrough

Rodriguez wasn't the only Cowboy to be named an All-American this season, as safety Kolby Harvell-Peel received honors from the AP and long snapper Matt Hembrough earned honors from the AFCA.

Harvell-Peel was also a first team All-Big 12 pick by both the coaches and the AP and leads the team with three interceptions. He's a three-time All-Big 12 pick in his career and his 10 interceptions in his career rank as the fifth-most among all active FBS players, while his 33 total passes defended are No. 17.

Hembrough has been OSU's starting long snapper each of the past three seasons and has a 100% success rate on more than 370 career snaps, including more than 185 snaps each on both punts and place kicks. In 2021, he is perfect on 135 total snaps, ranking as the fourth-most snaps of any FBS long snapper according to *Pro Football Focus*. PFF also lists him as the fourth-highest graded overall FBS long snapper and as the highest graded among all players with more than 120 snaps this season. Off the field, Hembrough is a three-time selection to the first team Academic All-Big 12 team. He has also been listed on the President's Honor Roll twice and has been on the Dean's Honor Roll four times.



Game Notes

Rodriguez: A Model of Consistency

Since he arrived at Oklahoma State, linebacker Malcolm Rodriguez has been a model of consistency. After earning a starting role to begin the 2018 season, Rodriguez has recorded at least six tackles in 39 of 49 games played. 39 such games ranks him No. 1 in the nation during that time frame. The list:

Rk	Player	School	Games with 6+ Tackles Since 2018
1.	Malcolm Rodriguez	Oklahoma State	39
2.	Carlton Martial	Troy	37
3.	Jaylin Thomas	Ball State	36
	Colin Schooler	Arizona/Texas Tech	36
	Reed Blankenship	Middle Tennessee State	36

Rodriguez was OSU's leading tackler in 2019 and 2020 and is doing it again this season. He was OSU's second leading tackler in 2018. Last year, he led all Power Five linebackers in solo stops with 58. His consistent productivity has placed him among the FBS active career leaders in several categories.

Rodriguez's Place Among the FBS Active Career Leaders

Rk	Category	Value
3	Solo Tackles	246
5	Total Tackles	398
11	Forced Fumbles	8
12	Defensive TDs	2
12	Solo Tackles Per Game	4.17
22	Assisted Tackles	152
33	Interception Return TDs	1

Rodriguez has played in 59 consecutive games, which marks the longest active streak on the team.

OSU's Leading Tackler (x3)

As OSU's leading tackler in 2019, 2020 and 2021, Malcolm Rodriguez joins a small group in Cowboy football history, becoming only the third player to finish as the team's leading tackler in three straight seasons. The other two are Mike Green from 1980-82 and Jordan Sterns from 2014-16.

Collin Oliver's Record-Breaking Season

True freshman defensive end Collin Oliver has had an unprecedented year at Oklahoma State. He was the unanimous selection as Big 12 Defensive Freshman of the Year by the league's coaches and earned a spot on true freshman All-America teams by *ESPN*, *247Sports*, *The Athletic* and *Pro Football Focus*.

He has 11.5 sacks so far and one more game to play. His sack total ranks No. 7 among all FBS players, No. 1 in the Big 12 and No. 1 among all Power Five freshmen. He's already broken OSU's freshman sack record (tracked since 1981) of 9.0 set by Rodney Harding in 1981 and could climb higher on OSU's all-time single season sacks list with one game to play:

Player	Sacks
1. Leslie O'Neal, Jr., 1984	16.0
2. Gary Lewis, Jr., 1981	14.0
3. Emmanuel Ogbah, Jr., 2015	13.0
4. Greg Richmond, Sr., 2003	12.5
Jason Gildon, So., 1991	12.5
6. Leslie O'Neal, So., 1983	12.0
7. Collin Oliver, Fr., 2021	11.5
8. Emmanuel Ogbah, 2014	11.0

Eight Rushing Touchdowns vs. TCU

The Oklahoma State offense exploded for eight rushing touchdowns in the win against TCU. That ties for the most for any team in an FBS game this season and is alone as the most against any Power Five team this season. The last time any FBS team rushed for eight touchdowns against a Power Five opponent was when Georgia Tech rushed for eight against Louisville on Oct. 5 of 2018. It is only the ninth time since 2000 that a team has done it against a Power Five opponent.

1,000 Rushing Yards

OSU running back Jaylen Warren enters the PlayStation Fiesta Bowl with 1,134 rushing yards. It is the first time in Warren's FBS career that he's hit the 1,000-yard mark and builds on an OSU tradition of 1,000-yard rushers. The Cowboys have had a 1,000-yard rusher in 24 of the 46 seasons played since the beginning of the 1975 campaign and in 10 of the 17 seasons during the Mike Gundy era.

OSU Team Defense Season Records Watch (continued)

Tackles for loss

1.	112.0 (112-505)	1998
-	110.0 (through 13 games)	2021
2.	100.0 (100-398)	2006
4.	97.0 (97-366)	2014
	97.0 (97-311)	1986
6.	96.0 (96-452)	1999
	96.0 (96-344)	2018
8.	95.0 (95-430)	2017
	95.0 (95-344)	2015
	95.0 (95-336)	2013
11.	91.0 (91-339)	2011

Yards from sacks

1.	380 (42-380)	1981
2.	376 (through 13 games)	2021
3.	345 (43-345)	1998
4.	317 (44-317)	1983
5.	306 (43-306)	1984
6.	270 (32-270)	1999
7.	257 (30-257)	2017
8.	250 (37-250)	2006
9.	245 (32-245)	2003
10.	241 (36-241)	1982

Yards from tackles for loss

1.	505 (112-505)	1998
2.	486 (110-486)	2021
3.	478 (77-478)	1981
4.	452 (96-452)	1999
5.	433 (80-433)	1983
6.	430 (95-430)	2017
7.	422 (86-422)	1973
8.	398 (100-398)	2006
9.	386 (71-386)	1984
10.	381 (78-381)	1979

QB hurries

1.	90	1985
2.	63	2021
3.	47	2019
4.	46	2003
5.	44	2020
6.	42	2017
7.	36	2018
	36	2012
9.	35	2015
10.	33	2009

Fewest first downs allowed (700 plays defended)

1.	157 (10 games)	1967
2.	161 (11 games)	1981
3.	170 (11 games)	1973
4.	176 (11 games)	1974
5.	181 (11 games)	1975
6.	182 (11 games)	1982
	182 (10 games)	1962
8.	187 (11 games)	1976
9.	189 (12 games)	1984
	189 (10 games)	1964
-	194 (through 13 games)	2021



Game Notes

Oklahoma State's Recent History Against AP Top 25 Opponents

Oklahoma State has put together an impressive 28-22 record against AP Top 25 teams since the beginning of the 2011 season. Here are those matchups:

Date	Opponent	Result	Score	Site	Rank	OSU/Oppt.
9/24/2011	at Texas A&M	*W	30-29	A	7/8	
10/15/2011	at Texas	*W	38-26	A	6/22	
11/5/2011	KANSAS STATE	*W	52-45	H	3/17	
12/3/2011	OKLAHOMA	*W	44-10	H	3/13	
1/2/2012	vs. Stanford	W ot	41-38	N	3/4	
9/29/2012	TEXAS	*L	36-41	H	RV/12	
11/3/2012	at Kansas State	*L	30-44	A	RV/3	
11/17/2012	TEXAS TECH	*W	59-21	H	RV/23	
11/24/2012	at Oklahoma	*L ot	48-51	A	22/14	
11/2/2013	at Texas Tech	*W	52-34	A	18/15	
11/16/2013	at Texas	*W	38-13	A	12/23	
11/23/2013	BAYLOR	*W	49-17	H	11/3	
12/7/2013	OKLAHOMA	*L	24-33	H	6/18	
1/3/2014	vs. Missouri	L	31-41	N	13/9	
8/30/2014	vs. Florida St. (Arlington)	L	31-37	N	RV/1	
10/18/2014	at TCU	*L	9-42	A	15/12	
10/25/2014	WEST VIRGINIA (HC)	*L	10-34	H	RV/22	
11/1/2014	at Kansas State	*L	14-48	A	RV/11	
11/22/2014	at Baylor	*L	28-49	A	NR/6	
12/6/2014	at Oklahoma	*W ot	38-35	A	NR/18	
11/7/2015	TCU	*W	49-29	H	12/5	
11/21/2015	BAYLOR	*L	35-45	H	4/10	
11/28/2015	OKLAHOMA	*L	23-58	H	9/5	
1/1/2016	vs. Ole Miss	L	20-48	N	13/16	
9/24/2016	at Baylor	*L	24-35	A	RV/16	
10/1/2016	TEXAS	*W	49-31	H	RV/22	
10/29/2016	WEST VIRGINIA (HC)	*W	37-20	H	RV/10	
12/5/2016	at Oklahoma	*L	20-38	A	11/7	
12/29/2016	vs. Colorado	W	38-8	N	13/11	
9/23/2017	TCU	*L	31-44	H	6/16	
10/28/2017	at West Virginia	*W	50-39	A	11/22	
11/4/2017	OKLAHOMA	*L	52-62	H	11/8	
11/11/2017	at Iowa State	*W	49-42	A	12/24	
12/28/2017	vs. Virginia Tech	W	30-21	N	17/22	
9/15/2018	BOISE STATE	W	44-21	H	24/17	
10/27/2018	TEXAS (HC)	*W	38-35	H	NR/6	
11/10/2018	at Oklahoma	*L	47-48	A	NR/6	
11/17/2018	WEST VIRGINIA	*W	45-41	H	NR/7	
12/31/2018	vs. Missouri	W	38-33	N	NR/23	
9/21/2019	at Texas	*L	30-36	A	RV/12	
9/28/2019	KANSAS STATE	*W	26-13	H	RV/24	
10/19/2019	BAYLOR (HC)	*L	27-45	H	NR/18	
10/26/2019	at Iowa State	*W	34-27	A	NR/23	
11/30/2019	OKLAHOMA	*L	16-34	H	21/7	
10/24/2020	IOWA STATE	*W	24-21	H	6/17	
11/21/2020	at Oklahoma	*L	13-41	A	14/18	
12/29/2020	vs. Miami (Fla.)	W	37-34	N	RV/18	
9/25/2021	KANSAS STATE	*W	31-20	H	RV/25	
10/2/2021	BAYLOR	*W	24-14	H	19/21	
10/16/2021	at Texas	*W	32-24	A	12/25	
11/27/2021	OKLAHOMA	*W	37-33	H	7/10	
12/4/2021	vs. Baylor	L	16-21	N	5/9	

Warren's Production

Warren gets the ball often for a reason. He has rushed for more than 100 yards in five of the past 11 games since he took over as the starting running back. In those games, Warren has two of the top six single-game rushing yardage totals in the Big 12 this season, including No. 2 (218 at Boise State) and No. 6 (193 at Texas). In the win at Texas, Warren rushed 33 times for 193 yards to account for nearly half of OSU's offensive yardage in the game. In the fourth quarter alone in Austin, he carried 14 times for 138 yards. He also outperformed Bijan Robinson by 58 yards on the ground for the day.

Big Play Machine: Jason Taylor II

OSU safety Jason Taylor only became an everyday starter this season, but he had already earned a reputation as a big playmaker. In his career, he has an 85-yard fumble return for a touchdown in the fourth quarter of a 20-18 win at Kansas State in 2020, an onside kick return for a 48-yard touchdown in the second half of a 50-44 win over Texas Tech in 2020, an 85-yard pick six in a 32-24 win at Texas this season and a blocked fourth-quarter field goal attempt in OSU's 21-20 win at Boise State this year. He also had a pick six called back for a penalty away from the play in OSU's win over Tulsa this season. His three career non-offensive touchdowns are enough to rank 10th among all FBS players. His most recent big plays were a diving interception against Kansas and a strip sack at WVU that caused a 26-yard loss.

Ball Hawk: Kolby Harvell-Peel

OSU safety Kolby Harvell-Peel has been a consistent playmaker for several years as well. He entered the season on the watch list for Bednarik and Paycom Jim Thorpe Awards and has three interceptions this year to rank No. 2 in the Big 12. For his career, he is tied for fifth among all active FBS players with 10 career interceptions.

Tay Martin's Place Among the FBS Active Career Leaders

When Tay Martin arrived in Stillwater from Washington State just weeks before the 2020 season, he was already a seasoned veteran. Although it took some time for OSU fans to see him on the field with him backing up All-America receiver Tylan Wallace, he didn't disappoint when he had his opportunities. Now a featured playmaker in 2021, Martin's career commands respect. Here's a look at where he ranks among the FBS active career leaders:

Martin's Place Among the FBS Active Career Leaders

Rank	Category	Value
6	Receptions	228
8	Receiving TDs	25
19	Receiving Yards	2,706

Sanders in the OSU Record Book

A look at Spencer Sanders and his place on some of OSU's career lists:

Wins as starting QB

1.	32	Mason Rudolph	2014-17
2.	28	Mike Gundy	1986-89
3.	23	Spencer Sanders	2018-21
	23	Brandon Weeden	2010-11
	23	Zac Robinson	2007-09

Completion pct (min. 200 attempts)

1.	69.5	Brandon Weeden	(767-1103-27)	2007-11
2.	63.2	Mason Rudolph	(915-1447-26)	2014-17
3.	63.1	J.W. Walsh	(299-474-10)	2011-15
4.	62.2	Spencer Sanders	(519-834-31)	2018-21
5.	61.1	Zac Robinson	(610-999-31)	2005-09

Passing yards/game (min. 20 games)

1.	324.2	Mason Rudolph	(42 games)	2014-17
2.	298.7	Brandon Weeden	(31 games)	2007-11
3.	204.4	Spencer Sanders	(31 games)	2018-21
4.	192.6	Mike Gundy	(44 games)	1986-89
5.	190.8	Taylor Cornelius	(22 games)	2014-18

4,000 - 1,000 Club

Quarterback Spencer Sanders entered rare air this season as he became just the third quarterback in Oklahoma State history to surpass both 4,000 passing yards and 1,000 rushing yards in his career. He joins Zac Robinson (2005-09) and Tony Lindsay (1997-00) as the only Cowboys to accomplish the feat.

There are 25 active players in the FBS who can make the claim to the club.



Game Notes

How He Got Here - Spencer Sanders

Spencer Sanders was a highly regarded recruit who was the offensive player of the year at the highest level of Texas high school football as a senior. He chose Oklahoma State over offers from a list of suitors that included Texas A&M, Penn State and others. He redshirted in 2018 and then set an OSU freshman record by passing for 2,065 yards in 2019 despite missing what amounted to three games.

Sanders added to his passing total last season to bring his career total to 4,072, which is the second-most ever for an OSU sophomore and trails only the 4,623 Mason Rudolph tallied from 2014-15.

Super Seniors

There are seven "super seniors" on the OSU roster this season who have chosen to take advantage of the NCAA eligibility ruling around COVID-19, which gave all players on 2020 rosters the ability play an extra year. Six of those were Cowboy seniors on the 2020 roster, including running back LD Brown, wide receiver Tay Martin, Cowboy back Logan Carter, linebacker Malcolm Rodriguez, linebacker Devin Harper and cornerback Christian Holmes. OSU's seventh is center Danny Godlevske, who transferred to OSU after wrapping up a five-year stay at Miami University in Ohio.

Winning with Non-Offensive Touchdowns

OSU has found ways to win recently through non-offensive touchdowns. The Cowboys had five last season and three in 2021. Here are the leaders in non-offensive touchdowns since the beginning of the 2020 season:

1. Alabama	11
2. Houston	10
Boise State	10
Middle Tennessee State	10
5. Oklahoma State	9
San Diego State	9

Turnover Tradition

OSU ranks among the national leaders in turnovers forced since 2010. A look at the elite performers:

1. Oregon	308
2. Louisiana Tech	300
3. Houston	295
4. Oklahoma State	290
5. Ohio State	286
6. Clemson	285
7. Alabama	284
8. Boise State	282
9. UCF	281
10. Utah	278

Block Party - National Leaders in Blocked kicks since 2013

Oklahoma State has earned a reputation for its ability to block kicks. Here are the national team leaders in blocked kicks since the beginning of the 2013 season (entering Bowl Season):

1. Temple (AAC)	31
2. Oklahoma State (Big 12)	28
Army West Point (FBS Independent)	28
North Texas (C-USA)	28
5. Air Force (MWC)	27
BYU (FBS Independent)	27
7. Northern Illinois (MAC)	26
Texas A&M (SEC)	26

Consistently Strong

Oklahoma State is one of only six programs to post a winning season every year since 2010.

Teams with a Winning Record Every Year From 2010-21

- Alabama
- Boise State
- Oklahoma
- Oklahoma State**
- Texas A&M
- Wisconsin

OSU Individual Season Records Watch

Rushing yards (1,000-yard seasons)

1. 2850	Barry Sanders	Jr.	373-2850	1988
2. 2094	Chuba Hubbard	So.	328-2094	2019
3. 1887	Terry Miller	Jr.	314-1887	1976
4. 1877	Ernest Anderson	Jr.	353-1877	1982
5. 1767	Thurman Thomas	Sr.	283-1767	1987
6. 1680	Terry Miller	Sr.	314-1680	1977
7. 1650	Thurman Thomas	So.	328-1650	1985
8. 1642	Gerald Hudson	Sr.	279-1642	1990
9. 1555	Kendall Hunter	So.	241-1555	2008
10. 1548	Kendall Hunter	Sr.	271-1548	2010
11. 1524	David Thompson	Sr.	293-1524	1996
12. 1509	David Thompson	Jr.	256-1509	1995
13. 1474	Vernand Morency	So.	258-1474	2004
14. 1467	Justice Hill	So.	268-1467	2017
15. 1417	Joseph Randle	Jr.	274-1417	2012
16. 1286	Tatum Bell	Sr.	213-1286	2003
17. 1272	Dantrell Savage	Sr.	223-1272	2007
18. 1218	Keith Toston	Sr.	227-1218	2009
19. 1216	Joseph Randle	So.	208-1216	2011
20. 1142	Justice Hill	Fr.	206-1142	2016
21. 1134	Jaylen Warren	Sr.	237-1134	2021
22. 1096	Tatum Bell	Jr.	175-1096	2002
23. 1049	Reggie White	Jr.	210-1049	2000
24. 1048	Bob Fenimore	Jr.	142-1048	1945
25. 1026	Terry Miller	So.	179-1026	1975

Passing yards

1. 4904	Mason Rudolph	Sr.	318-489-9	2017
2. 4727	Brandon Weeden	Sr.	409-565-13	2011
3. 4277	Brandon Weeden	Jr.	342-511-13	2010
4. 4091	Mason Rudolph	Jr.	284-448-4	2016
5. 3978	Taylor Cornelius	Sr.	288-485-13	2018
6. 3770	Mason Rudolph	So.	264-424-9	2015
7. 3145	Josh Fields	So.	226-408-10	2002
8. 3064	Zac Robinson	Jr.	204-314-10	2008
9. 2824	Zac Robinson	So.	201-333-9	2007
10. 2494	Josh Fields	Jr.	184-338-12	2003
- 2468	Spencer Sanders	Jr.	209-340-12	2021

Total offense yards

1. 4939	Mason Rudolph	Sr.	550-4939	2017
2. 4625	Brandon Weeden	Sr.	582-4625	2011
3. 4384	Taylor Cornelius	Sr.	607-4384	2018
4. 4209	Brandon Weeden	Jr.	528-4209	2010
5. 4152	Mason Rudolph	Jr.	531-4152	2016
6. 3735	Mason Rudolph	So.	491-3735	2015
7. 3671	Zac Robinson	So.	473-3671	2007
8. 3626	Zac Robinson	Jr.	460-3626	2008
9. 3073	Josh Fields	So.	458-3073	2002
10. 3011	Spencer Sanders	Jr.	469-3011	2021
11. 2867	Barry Sanders	Jr.	375-2867	1988

Quarterback sacks (since 1981)

1. 16.0	Leslie O'Neal	Jr.	16-118	1984
2. 14.0	Gary Lewis	Jr.	14-116	1981
3. 13.0	Emmanuel Ogbah	Jr.	13-62	2015
4. 12.5	Greg Richmond	Sr.	12.5-90	2003
12.5	Jason Gildon	So.	12.5-80	1991
6. 12.0	Leslie O'Neal	So.	12-80	1983
7. 11.5	Collin Oliver	Fr.	11.5-76	2021
8. 11.0	Emmanuel Ogbah	So.	11-78	2014
9. 9.5	Victor DeGrate	Sr.	9.5-51	2006

Fumbles forced

1. 5	Dexter Manley	Jr.		1979
5	Curtis Boone	So.		1978
5	John Weimer	Sr.		1976
5	John Corker	Fr.		1976
5. 4	Malcolm Rodriguez	Sr.		2021
4	Stacey Satterwhite	Sr.		1991
4	Jason Gildon	Sr.		1993
4	Ricky Young	So.		1979
4	Daria Butler	Jr.		1976

QB hurries (since 1982)

1. 19	Emmanuel Ogbah	Jr.		2015
2. 15	Devlin Harper	Sr.		2021
3. 9	Malcolm Rodriguez	Sr.		2021
9	Trace Ford	Fr.		2019
5. 8	Tyler Lacy	Jr.		2021
8	Ugo Chinasa	Jr.		2009
8	Richetti Jones	Sr.		2011



2021 Honors and Recognition

77 Hunter Anthony - OL

- Second Team Academic All-Big 12

95 Israel Antwine - DT

- Game captain vs. Baylor
- Second Team Academic All-Big 12

99 Sione Asi - DT

- Game captain vs. West Virginia

85 Jaden Bray - WR

- OSU Co-Offensive Player of the Week vs. Tulsa

0 LD Brown - RB

- Game captain vs. Missouri State
- Big 12 Special Teams Player of the Week vs. Tulsa

49 Tanner Brown - K

- Honorable Mention All-Big 12 (Coaches)
- OSU Special Teams Player of the Week vs. Kansas
- Big 12 Special Teams Player of the Week vs. Kansas
- OSU Co-Special Teams Player of the Week vs. Texas Tech

24 Jarrick Bernard-Converse - RB

- First Team All-Big 12 (Coaches & AP)
- Reese's Senior Bowl watch list
- Game captain vs. Boise State, Texas Tech
- OSU Defensive Player of the Week vs. Kansas State
- PFF National Team of the Week vs. Kansas State
- OSU Defensive Player of the Week vs. TCU
- Second Team Academic All-Big 12

67 Cole Birmingham - OL

- Second Team Academic All-Big 12

37 Cale Cabiness - WR

- First Team Academic All-Big 12

87 Logan Carter - CW

- William V. Campbell Trophy nominee
- Honorable Mention All-Big 12 (Coaches)
- First Team Academic All-Big 12

90 Braden Cassity - CW

- Honorable Mention All-Big 12 (Coaches)
- Second Team Academic All-Big 12

38 Mason Cobb - LB

- OSU Special Teams Player of the Week vs. Texas
- OSU Special Teams Player of the Week vs. TCU
- Game captain vs. Texas Tech
- Second Team Academic All-Big 12

98 Brendon Evers - DT

- Game captain vs. Iowa State
- OSU Co-Defensive Player of the Week vs. Texas Tech
- First Team Academic All-Big 12

18 Sean Michael Flanagan - S

- Game captain vs. Tulsa, Iowa State

28 Blaine Green - WR

- Honorable Mention Big 12 Offensive Freshman of the Year (Coaches)

51 Danny Godlevske - C

- Honorable Mention All-Big 12 (Coaches)
- Game captain vs. Texas, Kansas

19 Alex Hale - K

- Lou Groza Award watch list
- First Team Academic All-Big 12

16 Devin Harper - LB

- 2021 Team Captain (voted by teammates)
- Honorable Mention All-Big 12 (Coaches)
- Game captain vs. Texas, West Virginia, Big 12 Championship, Notre Dame
- OSU Defensive Player of the Week vs. Kansas
- First Team Academic All-Big 12
- OSU Co-Defensive Player of the Week vs. Oklahoma

31 Kolby Harvell-Peel - S

- All-America Third Team - Associated Press
- First Team All-Big 12 (Coaches & AP)
- Reese's Senior Bowl watch list
- Game captain vs. Baylor

53 Matt Hembrough - LS

- All-America Second Team - AFCA
- Patrick Mannelly Award watch list
- Game captain vs. Missouri State
- First Team Academic All-Big 12

0 Christian Holmes - CB

- Second Team All-Big 12 (Coaches & AP)
- Reese's Senior Bowl watch list
- Game captain vs. Missouri State
- First Team Academic All-Big 12

36 Vance Hooper - WR

- First Team Academic All-Big 12

29 Tom Hutton - P

- Honorable Mention All-Big 12 (Coaches)
- Honorable Mention Big 12 Special Teams Player of the Year (Coaches)
- OSU Co-Special Teams Player of the Week vs. Kansas State
- OSU Co-Special Teams Player of the Week vs. Texas Tech
- First Team Academic All-Big 12

16 Shane Illingworth - QB

- First Team Academic All-Big 12

42 Jayden Jernigan - DT

- PFF National Team of the Week vs. Boise State
- First Team Academic All-Big 12

22 Demarco Jones - CB

- OSU Special Team Player of the Week vs. Baylor
- OSU Co-Special Teams Player of the Week vs. Oklahoma
- Game captain vs. Texas, Big 12 Championship

52 Ben Kopenski - DE

- OSU Co-Special Teams Player of the Week vs. Kansas State
- Game captain vs. Baylor
- First Team Academic All-Big 12

89 Tyler Lacy - DE

- Honorable Mention All-Big 12 (Coaches)
- OSU Defensive Player of the Week vs. Tulsa
- OSU Co-Defensive Player of the Week vs. West Virginia
- Game captain vs. Boise State
- First Team Academic All-Big 12

48 Adam Martin - LB

- First Team Academic All-Big 12

9 Brock Martin - DE

- Honorable Mention Big 12 Defensive Lineman of the Year (Coaches)
- First Team All-Big 12 (Coaches)
- Second Team All-Big 12 (AP)
- Game captain vs. Kansas State, Texas Tech
- OSU Co-Defensive Player of the Week vs. West Virginia
- First Team Academic All-Big 12

1 Tay Martin - WR

- Second Team All-Big 12 (Coaches & AP)
- OSU Offensive Player of the Week vs. Missouri State
- OSU Offensive Player of the Week vs. West Virginia
- OSU Co-Defensive Player of the Week vs. Texas Tech

2 Tanner McCalister - S

- OSU Co-Special Teams Player of the Week vs. West Virginia
- Game captain vs. Tulsa
- OSU Co-Defensive Player of the Week vs. Texas Tech
- First Team Academic All-Big 12

66 Joe Michalski - OL

- First Team Academic All-Big 12

5 Zach Middleton - RB

- First Team Academic All-Big 12



2021 Honors and Recognition

30 Collin Oliver - DE

- Big 12 Defensive Freshman of the Year (Coaches - unanimous)
- ESPN True Freshman All-America Team
- 247Sports True Freshman All-American Team
- The Athletic Freshman All-America Team
- PFF College Football All-True Freshman Team
- Shaun Alexander Freshman of the Year Award Semifinalist
- Second Team All-Big 12 (Coaches & AP)
- PFF National True Freshman of the Week vs. Baylor
- OSU Co-Defensive Player of the Week vs. Baylor
- 247Sports National True Freshman of the Week vs. Baylor
- The Athletic Midseason Freshman All-America team
- ESPN Midseason True Freshman All-America team
- OSU Co-Defensive Player of the Week vs. Oklahoma
- Big 12 Newcomer of the Week vs. Oklahoma

59 Brady Pohl - K

- First Team Academic All-Big 12

80 Brennan Presley - WR

- Second Team All-Big 12 (Coaches)
- Game captain vs. Tulsa, Kansas
- OSU Special Teams Player of the Week vs. Boise State
- First Team Academic All-Big 12
- Big 12 Special Teams Player of the Week vs. Oklahoma

26 Jordan Reagan - CB

- First Team Academic All-Big 12

20 Dominic Richardson - RB

- OSU Offensive Player of the Week vs. Kansas

45 Jeff Roberson - LB

- OSU Special Teams Player of the Week vs. Tulsa
- First Team Academic All-Big 12

20 Malcolm Rodriguez - LB

- 2021 Team Captian (voted by teammates)
- All-America First Team - ESPN, The Action Network
- All-America Second Team - Associated Press, AFCA, The Sporting News, FWA, USA TODAY, CBS Sports, The Athletic, Phil Steele
- Butkus Award Semifinalist (one of 16)
- First Team All-Big 12 (Coaches & AP)
- First Team Academic All-Big 12
- Honorable Mention Big 12 Defensive Player of the Year (Coaches)
- Game captain vs. Missouri State, Kansas, Oklahoma, Big 12 Championship, Notre Dame
- OSU Defensive Player of the Week vs. Missouri St.
- Big 12 Defensive Player of the Week vs. Tulsa
- Big 12 Co-Defensive Player of the Week vs. Kansas State
- Big 12 Defensive Player of the Week vs. Oklahoma
- OSU Co-Defensive Player of the Week vs. Baylor
- OSU Co-Defensive Player of the Week vs. Texas
- OSU Co-Defensive Player of the Week vs. Oklahoma
- AP Big 12 Defensive Player of the First Half of the Season

39 Trey Rucker - S

- OSU Co-Special Teams Player of the Week vs. Oklahoma

3 Spencer Sanders - QB

- First Team All-Big 12 (Coaches)
- OSU Offensive Player of the Week vs. Kansas St.
- Earl Campbell Tyler Rose Award Honorable Mention Player of the Week vs. Kansas State, Kansas
- Manning Award Stars of the Week vs. Kansas St.
- Manning Award Quarterback of the Week vs. Kansas State
- Game captain vs. Baylor, Oklahoma, Big 12 Championship
- OSU Offensive Player of the Week vs. Oklahoma

47 Jake Schultz - DE

- Game captain vs. Kansas State, West Virginia
- First Team Academic All-Big 12

72 Josh Sills - OL

- 2021 Team Captian (voted by teammates)
- First Team All-Big 12 (Coaches & AP)
- Honorable Mention Big 12 Offensive Lineman of the Year (Coaches)
- Outland Trophy watch list
- Game captain vs. Tulsa, Texas, West Virginia, Notre Dame
- Second Team Academic All-Big 12

30 Gabe Simpson - WR

- First Team Academic All-Big 12

61 Jake Springfield - OL

- First Team Academic All-Big 12

3 Tre Sterling - S

- Reese's Senior Bowl watch list

25 Jason Taylor II - S

- Honorable Mention All-Big 12 (Coaches)
- OSU Special Teams Player of the Week vs. Missouri State
- Big 12 Special Teams Player of the Week vs. Boise State
- Big 12 Defensive Player of the Week vs. Texas
- OSU Co-Defensive Player of the Week vs. Texas
- Game captain vs. Iowa State

96 Kody Walterscheid - DE

- Second Team Academic All-Big 12

7 Jaylen Warren - RB

- 2021 Team Captian (voted by teammates)
- Big 12 Offensive Newcomer of the Year (Coaches)
- The Athletic All-Portal Team
- Polynesian College Football POTY Award Finalist (one of seven)
- Honorable Mention Big 12 Offensive Player of the Year (Coaches)
- Honorable Mention All-Big 12 (Coaches)
- OSU Co-Offensive Player of the Week vs. Tulsa
- OSU Co-Offensive Player of the Week vs. Boise State
- Game captain vs. Boise State, Kansas State, Notre Dame
- Big 12 Offensive Player of the Week vs. Boise St.
- Big 12 Newcomer of the Week vs. Boise State
- OSU Offensive Player of the Week vs. Baylor
- Big 12 Newcomer of the Week vs. Baylor
- Big 12 Newcomer of the Week vs. Texas
- OSU Offensive Player of the Week vs. Texas
- Big 12 Newcomer of the Week vs. West Virginia

12 Kanion Williams - S

- 2021 Team Captian (voted by teammates)
- OSU Co-Special Teams Player of the Week vs. West Virginia
- Game captain vs. Boise State, Kansas, Oklahoma, Notre Dame

74 Preston Wilson - OL

- OSU Offensive Player of the Week vs. Texas Tech
- First Team Academic All-Big 12
- Game captain vs. Oklahoma

70 Hunter Woodard - OL

- Honorable Mention All-Big 12 (Coaches)
- OSU Co-Offensive Player of the Week vs. Boise State
- Game captain vs. Kansas State, Iowa State, Texas Tech
- First Team Academic All-Big 12
- CoSIDA Academic All-District

63 Zeke Zaragoza - LS

- Uplifting Athletes Rare Disease Champion Team member

Head Coach Mike Gundy

- Chuck Neinas Big 12 Coach of the Year (Coaches)
- Paul "Bear" Bryant Coach of the Year Award watch list
- George Munger College Coach of the Year Award Semifinalist (one of 15)

Defensive Coordinator Jim Knowles

- Broyles Award Finalist (one of five)



The Last Time...

Oklahoma State Team

50+ Points	63 vs. TCU, Nov. 13, 2021
60+ Points	63 vs. TCU, Nov. 13, 2021
70+ Points	70 at Texas Tech, Oct. 31, 2015
Shut a team out at home	vs. Savannah State, Sept. 1, 2012 (84-0)
Shut out a conference opponent at home	vs. Kansas State, Nov. 25, 1961 (45-0)
Shut a team out on the road	at Texas Tech, Nov. 20, 2021 (23-0)
Shut out a conference opponent on the road	at Texas Tech, Nov. 20, 2021 (23-0)
Shut out a team in the first quarter	at Texas Tech, Nov. 20, 2021
Shut out a team in the first half	at Texas Tech, Nov. 20, 2021
Shut out a team through three quarters	at Texas Tech, Nov. 20, 2021
Overtime game	vs. Texas, Oct. 31, 2020, (L, 34-41)
30+ first downs	37 vs. TCU, Nov. 13, 2021
50+ rushing attempts	62 vs. TCU, Nov. 13, 2021
60+ rushing attempts	62 vs. TCU, Nov. 13, 2021
70+ rushing attempts	71 vs. Mississippi State, Sept. 19, 1998
200+ Yards Rushing	447 vs. TCU, Nov. 13, 2021
300+ Yards Rushing	447 vs. TCU, Nov. 13, 2021
400+ Yards Rushing	447 vs. TCU, Nov. 13, 2021
500+ Yards Rushing	536 vs. Kansas, Nov. 12, 1988
Less than 100 Yards Rushing	70 vs. No. 9 Baylor, Dec. 4, 2021
Less than 50 Yards Rushing	8 vs. Baylor, Nov. 21, 2015
Less than 25 Yards Rushing	8 vs. Baylor, Nov. 21, 2015
50+ pass attempts	53 at No. 6 Oklahoma, Nov. 10, 2018
60+ pass attempts	60 at Arizona, Sept. 8, 2012
40+ pass completions	42 at Iowa State, Nov. 18, 2011
300+ Yards Passing	344 vs. No. 25 Kansas State, Sept. 25, 2021
400+ Yards Passing	400 vs. Texas, Oct. 31, 2020
500+ Yards Passing	501 at No. 6 Oklahoma, Nov. 10, 2018
Less than 100 Yards Passing	82 at Boise State, Sept. 18, 2021
500+ Yards Total Offense	682 vs. TCU, Nov. 13, 2021
600+ Yards Total Offense	682 vs. TCU, Nov. 13, 2021
700+ Yards Total Offense	732 vs. Missouri State, Aug. 30, 2018
Less than 200 Yards Total Offense	192 vs. Texas, Nov. 16, 2014
Less than 150 Yards Total Offense	109 at Oklahoma, Nov. 28, 2009
90+ offensive plays	91 vs. Texas, Oct. 31, 2020
Beat a Top 25 team at home	vs. No. 10 Oklahoma, Nov. 28, 2021 (37-33)
Beat a Top 20 team at home	vs. No. 10 Oklahoma, Nov. 28, 2021 (37-33)
Beat a Top 15 team at home	vs. No. 10 Oklahoma, Nov. 28, 2021 (37-33)
Beat a Top 10 team at home	vs. No. 10 Oklahoma, Nov. 28, 2021 (37-33)
Beat a Top 5 team at home	vs. No. 5 TCU, Nov. 7, 2015 (49-29)
Beat a Top 25 team on the road	at No. 25 Texas, Oct. 16, 2021 (32-24)
Beat a Top 20 team on the road	at No. 18 Oklahoma, Dec. 6, 2014 (38-35, OT)
Beat a Top 15 team on the road	at No. 15 Texas Tech, Nov. 2, 2013 (52-34)
Beat a Top 10 team on the road	at No. 8 Texas A&M, Sept. 24, 2011 (30-29)
Beat a Top 5 team on the road	at No. 3 Missouri, Oct. 11, 2008 (28-23)
Beat a Top 25 team at a neutral site	vs. No. 18 Miami (2020 Cheez-It Bowl), Dec. 29, 2020, 37-34
Beat a Top 20 team at a neutral site	vs. No. 18 Miami (2020 Cheez-It Bowl), Dec. 29, 2020, 37-34
Beat a Top 15 team at a neutral site	vs. No. 11 Colorado (2016 Alamo Bowl), 38-88
Beat a Top 10 team at a neutral site	vs. No. 4 Stanford (2012 Fiesta Bowl), 41-38
Beat a Top 5 team at a neutral site	vs. No. 4 Stanford (2012 Fiesta Bowl), 41-38
Forced 5 Turnovers	5 at TCU, Dec. 5, 2020
Intercepted 4 Passes	4 at West Virginia, Oct. 28, 2017
Held an opponent to fewer than 10 first downs	7 vs. Kansas, Oct. 30, 2021
Held an opponent to 0 third-down conversions	vs. Kansas, Oct. 30, 2021
Had 0 Turnovers	at Texas Tech, Nov. 20, 2021

Oklahoma State Individual Passing

300+ Yards Passing	344, Spencer Sanders vs. No. 25 Kansas State, Sept. 25, 2021
300+ Yards Passing in a half	304, Taylor Cornelius at No. 6 Oklahoma, Nov. 10, 2018
400+ Yards Passing	400, Spencer Sanders vs. Texas, Oct. 31, 2020
500+ Yards Passing	501, Taylor Cornelius at No. 6 Oklahoma, Nov. 10, 2018
Had 30+ Completions	34, Taylor Cornelius at No. 6 Oklahoma, Nov. 10, 2018
Had 40+ Completions	42, Brandon Weeden at Iowa State, Nov. 18, 2011
Had 40+ Attempts	46, Spencer Sanders vs. No. 9 Baylor, Dec. 4, 2021
Had 50+ Attempts	53, Taylor Cornelius at No. 6 Oklahoma, Nov. 10, 2018
Had 60+ Attempts	60, Wes Lunt at Arizona, Sept. 8, 2012
50+ Yard Pass	52, Spencer Sanders to Jaylen Warren vs. No. 25 Kansas State, Sept. 25, 2021
80+ Yard Pass	90, Spencer Sanders to Tylan Wallace at Tulsa, Sept. 14, 2019 (TD)
90+ Yard Pass	90, Spencer Sanders to Tylan Wallace at Tulsa, Sept. 14, 2019 (TD)
Had 4+ TD Passes	4, Spencer Sanders vs. No. 18 Miami, Dec. 29, 2020
Had 4+ TD Passes in a Half	5, Mason Rudolph, first half, at Pittsburgh, Sept. 16, 2017
Had 5+ TD Passes	5, Taylor Cornelius vs. No. 7 West Virginia, Nov. 17, 2018
Had 5+ TD Passes in a Half	5, Mason Rudolph, first half, at Pittsburgh, Sept. 16, 2017
Had 6+ TD Passes	6, Brandon Weeden vs. Tulsa, Sept. 18, 2010
Had 7+ TD Passes	7, Josh Fields at SMU, Sept. 20, 2003

Oklahoma State Individual Rushing

Two Players with 100+ Yards Rushing	134, Dominic Richardson -and- 113, Jaylen Warren vs. TCU, Nov. 13, 2021
100+ Yards Rushing at Halftime	150, Jaylen Warren at Boise State, Sept. 18, 2021
200+ Yards Rushing	218, Jaylen Warren at Boise State, Sept. 18, 2021
200+ Yards Rushing in a Half	208, Kendall Hunter 1st half vs. Washington St., Sept. 4, 2010
QB Rushed for 100 Yards	109, Spencer Sanders at No. 12 Texas, Sept. 21, 2019
Two Players with 100+ Yards Rushing	134, Dominic Richardson -and- 113, Jaylen Warren vs. TCU, Nov. 13, 2021
Three Players with 100+ Yards Rushing	148, Keith Toston vs. Missouri St., Sept. 13, 2008
	138, Beau Johnson vs. Missouri St., Sept. 13, 2008
	132, Kendall Hunter vs. Missouri St., Sept. 13, 2008
Had a run of 50+ Yards	63, Jaden Nixon vs. TCU, Nov. 13, 2021
Had a run of 75+ Yards	75, Jaylen Warren at Boise State, Sept. 18, 2021
Had a run of 80+ Yards	92, Chuba Hubbard vs. TCU, Nov. 2, 2019
Had a run of 90+ Yards	92, Chuba Hubbard vs. TCU, Nov. 2, 2019
Had 30+ Rushing Attempts	33, Jaylen Warren at No. 25 Texas, Oct. 16, 2021
Had 35+ Rushing Attempts	36, Jaylen Warren vs. No. 21 Baylor, Oct. 2, 2021
Had 40+ Rushing Attempts	41, David Thompson vs. Baylor, Nov. 23, 1996
3+ Rushing Touchdowns	3, Jaylen Warren vs. TCU, Nov. 13, 2021
4+ Rushing Touchdowns	4, Rennie Childs vs. Pittsburgh, Sept. 17, 2016
5+ Rushing Touchdowns	5, Barry Sanders vs. Kansas, Nov. 12, 1988

Oklahoma State Individual Receiving

Caught 10+ Passes	11, Tylan Wallace vs. Texas, Oct. 31, 2020
Two Players Caught 10+ Passes	11, Tyron Johnson -and- 10, Tylan Wallace at No. 6 Oklahoma, Nov. 10, 2018
Three Players Caught 10+ Passes	11, Josh Cooper; 11, Justin Blackmon -and- 10 Hubert Anyiam at Texas A&M, Sept. 24, 2011
100+ Yards Receiving	130, Tay Martin at Texas Tech, Nov. 20, 2021
100+ Yards Receiving at halftime	180, Dillon Stoner at Baylor, Dec. 12, 2020
100+ Yards Receiving in second half	104, Dillon Stoner vs. No. 7 West Virginia, Nov. 17, 2018
200+ Yards Receiving	247, Dillon Stoner at Baylor, Dec. 12, 2020
300+ Yards Receiving	300, Adarius Bowman at Kansas, Oct. 14, 2006
Two Players with 100+ Yards Receiving	220, Tylan Wallace -and- 128, Tyron Johnson at No. 6 Oklahoma, Nov. 10, 2018
Had 3+ TD Catches	3, Brennan Presley vs. No. 18 Miami, Dec. 29, 2020
Had 4+ TD Catches	4, Tracy Moore at Arizona, Sept. 8, 2012
Had 5+ TD Catches	7, Rashaun Woods at SMU, Sept. 20, 2003
100+ Yards Receiving by a Running Back	111, Rafael Denson vs. Missouri, Oct. 17, 1992
100 yards rushing and receiving, same game	Gerald Hudson at Kansas, Nov. 4, 1989
	108 rushing yards and 113 receiving yards

Oklahoma State Individual Defense

Had 15+ Tackles	15, Malcolm Rodriguez at Missouri State, Sept. 4, 2021
Had 20+ Tackles	20, Jordan Sterns vs. West Virginia, Oct. 25, 2014
Had 10+ Solo Tackles	10, Justin Phillips, at Kansas, Sept. 29, 2018
Had 2+ Interceptions	2, Kolby Harvell-Peel vs. Kansas, Nov. 16, 2019
Had 3+ Interceptions	3, Jacob Lacey vs. Texas, Nov. 3, 2007
INT Return for a Touchdown	85, Jason Taylor II at No. 25 Texas, Oct. 16, 2021
Fumble Return for a Touchdown	0, Malcolm Rodriguez vs. No. 25 Kansas State, Sept. 25, 2021
Multiple Defensive TDs	Ramon Richards (9 yd fumble return) and Madre Harper (0 yd fumble return) vs. Southeastern Louisiana, Sept. 3, 2016
Had 4+ Tackles for Loss	5.0, Jordan Brailford, at Kansas, Sept. 29, 2018
Had 5+ Tackles for Loss	5.0, Jordan Brailford, at Kansas, Sept. 29, 2018
Had 3+ Sacks	3.0, Jordan Brailford, at Kansas, Sept. 29, 2018
Blocked a Punt	Logan Carter vs. No. 7 West Virginia, Nov. 17, 2018
Blocked a FG	Korie Black vs. No. 9 Baylor, Dec. 4, 2021
Blocked a PAT	Vincent Taylor at TCU, Nov. 19, 2016
Blocked a Punt, FG and PAT in a single game	Jordan Sterns (Punt), Ofa Hautau (FG) -and- James Castleman (PAT) vs. Missouri State, Sept. 6, 2014
Recorded a Safety	Calvin Bundage vs. Texas Tech, Nov. 28, 2020



The Last Time...

Oklahoma State Individual Miscellaneous

KR for a Touchdown	100, Brennan Presley vs. No. 10 Oklahoma, Nov. 28, 2021
Game-Opening KR for a Touchdown	100, Justin Gilbert vs. Kansas, Nov. 9, 2013
PR for a Touchdown	13, Za'Carrius Green vs. Boise State, Sept. 15, 2018
Punt Blocked for a Touchdown	13, Jarrick Bernard blocked, Za'Carrius Green returned vs. Boise State, Sept. 15, 2018
Returned a blocked FG for a Touchdown	Massey blocked, M. Jones returned vs. Kansas, Nov. 13, 1999
Returned a PAT for a score	Vincent Taylor blocked, Tre Flowers returned vs. Texas, Oct. 1, 2016
OSU player scored 4+ TDs in a game	4, Rennie Childs vs. Pittsburgh, Sept. 17, 2016
OSU player scored 5+ TDs in a game	7, Rashaun Woods at SMU, Sept. 20, 2003
OSU player responsible for 5+ TDs in a game	6, Taylor Cornelius vs. No. 7 West Virginia, Nov. 17, 2018
Passed For 200 Yards & Rushed For 100 Yards	Spencer Sanders, 268 passing/109 rushing, at No. 12 Texas, Sept. 21, 2019
Passed For 300 Yards & Rushed For 100 Yards	Taylor Cornelius, 338 passing/106 rushing, vs. No. 7 West Virginia, Nov. 17, 2018
300-yd passer, 200-yd rusher, 200-yd receiver	Zac Robinson, 320 yards passing, Kendall Hunter, 210 yards rushing, Dez Bryant, 236 yards receiving vs. Houston, Sept. 6, 2008
300-yd passer, 100-yd rusher, 100-yd receiver	Spencer Sanders, 344 passing yards, Jaylen Warren, 123 rushing yards
100-yd rusher & 100-yd receiver, same game	Tay Martin, 100 receiving yards vs. No. 25 Kansas State, Sept. 25, 2021
200-yd rusher & 100-yd receiver, same game	Jaylen Warren, 125 rushing yards, Tay Martin, 110 receiving yards vs. No. 21 Baylor, Oct. 2, 2021
200-yd rusher & 200-yd receiver, same game	Dezmon Jackson, 235 rushing yards, Tylan Wallace, 129 receiving yards vs. Texas Tech, Nov. 28, 2020
Punted the Ball 70+ Yards	Kendall Hunter, 210 yards rushing, Dez Bryant, 236 yards receiving vs. Houston, Sept. 6, 2008
Punted the Ball 80+ Yards	71, Matt Hockett at TCU, Nov. 24, 2018
Kicked a 50-Yard FG	80, Cole Farden at Baylor, Nov. 22, 2003
Kicked Two 50+ Yard FGs, same game	53, Matt Ammendola at South Alabama, Sept. 8, 2017
Made 4+ FG	Dan Bailey (52 and 52) at Louisiana, Oct. 8, 2010
OSU player blocked multiple kicks in a game	4, Tanner Brown at No. 25 Texas, Oct. 16, 2021
	Vincent Taylor (two blocked PATs) vs. Texas, Oct. 1, 2016

Opponent Team

50+ Points	62 vs. Oklahoma, Nov. 4, 2017
Shut out OSU in Stillwater	vs. Colorado, Oct. 1, 2005 (34-0)
Shut out OSU in Stillwater (Conf.)	vs. Colorado, Oct. 1, 2005 (34-0)
Shut out OSU at opponent home	at Oklahoma, Nov. 28, 2009 (27-0)
Shut out OSU at opponent home (Conf.)	at Oklahoma, Nov. 28, 2009 (27-0)
Shut out OSU in the first quarter	at West Virginia, Nov. 6, 2021 (3-0)
Shut out OSU in the first half	at Kansas State, Nov. 7, 2020
Shut out OSU through three quarters	vs. Texas, Nov. 16, 2014
Shut out OSU in the second half	vs. No. 25 Kansas State, Sept. 25, 2021
30+ first downs	30 at No. 23 Iowa State, Oct. 26, 2019
40+ first downs	44 at Oklahoma, Nov. 24, 2012
50+ rushing attempts	52 at TCU, Dec. 5, 2020
60+ rushing attempts	60 vs. Tulsa, Aug. 31, 2017
Less than 25 Yards Rushing	17 at West Virginia, Nov. 6, 2021
Less than 50 yards Rushing	25 at Texas Tech, Nov. 20, 2021
Less than 100 Yards Rushing	62 vs. No. 9 Baylor, Dec. 4, 2021
200+ Yards Rushing	236 at TCU, Dec. 5, 2020
300+ Yards Rushing	353 at No. 6 Oklahoma, Nov. 10, 2018
400+ Yards Rushing	513, Nebraska, Aug. 31, 1995
500+ Yards Rushing	513, Nebraska, Aug. 31, 1995
50+ pass attempts	63 at No. 23 Iowa State, Oct. 26, 2019
60+ pass attempts	63 at No. 23 Iowa State, Oct. 26, 2019
70+ pass attempts	71 at Texas Tech, Nov. 2, 2013
Less than 100 Yards Passing	83 at Texas Tech, Nov. 20, 2021
Less than 200 Yards Passing	180 vs. No. 9 Baylor, Dec. 4, 2021
300+ Yards Passing	307 at Iowa State, Oct. 23, 2021
400+ Yards Passing	424 at Texas Tech, Oct. 5, 2019
500+ Yards Passing	598 vs. Oklahoma, Nov. 4, 2017
600+ Yards Passing	646 vs. Texas Tech, Sept. 22, 2007
Less than 200 Yards Total Offense	108 at Texas Tech, Nov. 20, 2021
Less than 150 Yards Total Offense	108 at Texas Tech, Nov. 20, 2021
500+ Yards Total Offense	512 vs. No. 18 Miami, Dec. 29, 2020
600+ Yards Total Offense	639 vs. Texas Tech, Nov. 28, 2020
700+ Yards Total Offense	785 vs. Oklahoma, Nov. 4, 2017
90+ offensive plays	91 vs. No. 7 West Virginia, Nov. 17, 2018
100+ offensive plays	104 vs. Baylor, Nov. 21, 2015
Forced 5 OSU Turnovers	5 at Texas Tech, Oct. 5, 2019
Intercepted 4 OSU Passes	4 vs. No. 9 Baylor, Dec. 4, 2021
Recovered 3+ OSU fumbles	3 vs. Texas, Oct. 31, 2020
Had 0 Turnovers	vs. TCU, Nov. 13, 2021

Opponent Individual Rushing

100+ Yards Rushing	139, Kennedy Brooks vs. No. 10 Oklahoma, Nov. 28, 2021
200+ Yards Rushing	204, Larry Rountree vs. No. 23 Missouri, Dec. 31, 2018
250+ Yards Rushing	267, Vince Young vs. Texas, Oct. 29, 2005
QB rushed for 100 Yards	104, Max Duggan at TCU, Dec. 5, 2020
Two Players with 100+ Yards Rushing	165, Kennedy Brooks -and- 124, Trey Sermon at No. 6 Oklahoma, Nov. 10, 2018
50+ Yard Run	56, Caleb Williams vs. No. 10 Oklahoma, Nov. 28, 2021
80+ Yard Run	83, Jalen Reagor at TCU, Nov. 24, 2018
90+ Yard Run	90, Calvin Jones at Nebraska, Oct. 10, 1992
Had 30+ Rushing Attempts	34, Alex Barnes, vs. Kansas State, Oct. 13, 2018
Had 35+ Rushing Attempts	35, Stepfan Taylor vs. Stanford, Jan. 2, 2012
4+ Rushing Touchdowns	4, Alex Barnes, vs. Kansas State, Oct. 13, 2018
5+ Rushing Touchdowns	5, Cedric Benson vs. Texas, Nov. 6, 2004

Opponent Individual Passing

300+ Yards Passing	307, Brock Purdy, at Iowa State, Oct. 23, 2021
400+ Yards Passing	424, Jett Duffey, at Texas Tech, Oct. 5, 2019
500+ Yards Passing	598, Baker Mayfield, vs. Oklahoma, Nov. 4, 2017
600+ Yards Passing	646, Graham Harrell vs. Texas Tech, Sept. 22, 2007
Had 30+ Completions	31, Alan Bowman, vs. Texas Tech, Nov. 28, 2020
Had 40+ Completions	45, Davis Webb at Texas Tech, Nov. 2, 2013
Had 40+ Attempts	44, Jason Shelley, vs. Missouri State, Sept. 4, 2021
Had 50+ Attempts	62, Brock Purdy, at No. 23 Iowa State, Oct. 26, 2019
Had 60+ Attempts	62, Brock Purdy, at No. 23 Iowa State, Oct. 26, 2019
Had 70+ Attempts	71, Davis Webb at Texas Tech, Nov. 2, 2013
50+ Yard Pass	50, Caleb Williams to Jeremiah Hall, vs. No. 10 Oklahoma, Nov. 28, 2021 (First Down)
80+ Yard Pass	86, Drew Lock to Johnathon Johnson vs. No. 23 Missouri, Dec. 31, 2018 (TD)
90+ Yard Pass	90, Sam Ehlinger to John Burt, at Texas, Oct. 21, 2017 (First Down)
Had 4+ TD Passes	4, Spencer Rattler, at No. 18 Oklahoma, Nov. 21, 2020
Had 5+ TD Passes	5, Baker Mayfield, vs. Oklahoma, Nov. 4, 2017
Had 6+ TD Passes	6, Graham Harrell vs. Texas Tech, Nov. 8, 2008

Opponent Individual Receiving

Caught 10+ Passes	12, Xavier Hutchinson at Iowa State, Oct. 23, 2021
Caught 15+ Passes	15, Jace Amaro at Texas Tech, Nov. 20, 2013
100+ Yards Receiving	125, Xavier Hutchinson at Iowa State, Oct. 23, 2021
Two With 100+ Yards Receiving	139, Derius Davis -and- 114, Quentin Johnston at TCU, Dec. 5, 2020
Three With 100+ Yards Receiving	162, Jalen Saunders, 146, Justin Brown -and- 103, Kenny Stills at Oklahoma, Nov. 24, 2012
200+ Yards Receiving	210, KD Cannon vs. Baylor, Nov. 21, 2015
Two Players with 200+ Yards Receiving	237, Michael Crabtree -and- 233, Danny Amendola, Texas Tech, Sept. 22, 2007
Had 3+ TD Catches	3, Byron Pringle, vs. Kansas State, Nov. 18, 2017
Had 4+ TD Catches	4, Marcus Harris at Wyoming, Sept. 23, 1995
100+ Yards Receiving by a Running Back	103, Phillip Lindsay vs. Colorado, Dec. 29, 2016

Opponent Individual Defense

Had 15+ Tackles	15, Dillon Doyle, vs. No. 21 Baylor, Oct. 2, 2021
Had 2+ Interceptions	2, Woodi Washington, vs. No. 10 Oklahoma, Nov. 28, 2021
Had 3+ Interceptions	3, Allen Chapman at Kansas State, Nov. 3, 2012
Interception Return for a Touchdown	55, Justin Wright, vs. Tulsa, Sept. 11, 2021
Fumble Return for a Touchdown	0, Justin Broiles vs. No. 10 Oklahoma, Nov. 28, 2021
Had 4+ Tackles for Loss	6.0, Joseph Ossai, vs. Texas, Oct. 31, 2020
Had 5+ Tackles for Loss	6.0, Joseph Ossai, vs. Texas, Oct. 31, 2020
Had 3+ Sacks	3.0, Joseph Ossai, vs. Texas, Oct. 31, 2020
Had 4+ Sacks	4.0, Antwaun Bynum vs. Missouri, Oct. 6, 2001
Blocked a Punt	BJ Thompson at Baylor, Nov. 3, 2018
Blocked a FG	Roy Bravvin at Baylor, Nov. 3, 2018
Blocked a PAT attempt	James Lynch vs. No. 18 Baylor, Oct. 20, 2019
Recorded a safety	Kyle Rose at West Virginia, Oct. 10, 2015

Opponent Individual Miscellaneous

KR for a Touchdown	99, Malik Knowles, vs. No. 25 Kansas State, Sept. 25, 2021
PR for a Touchdown	64, Jalen Saunders vs. Oklahoma, Dec. 7, 2013
Punt Blocked for a Touchdown	7, Tristan Ebner, at Baylor, Nov. 3, 2018
Returned a blocked FG for a Touchdown	65, Kip Daily, Kansas St., Oct. 5, 2013
Returned a PAT for a score	Frank Alexander, vs. Oklahoma, Nov. 29, 2008
Scored 4+ TD in a game	4, Byron Pringle (3 REC, 1 KR) vs. Kansas State, Nov. 18, 2017
Passed for 200 Yards & Rushed for 100 Yards	Max Duggan, 265 passing/104 rushing at TCU, Dec. 5, 2020
Punted the Ball 70+ Yards	70, Austin McNamara at Texas Tech, Nov. 20, 2021
Punted the Ball 80+ Yards	81, Brian Lewis vs. Oklahoma, Nov. 9, 1996
Kicked a 50-Yard FG	51, Nick Rose vs. Texas, Nov. 16, 2014
Made 4+ FG	4, Jimmy Stevens, Oklahoma, Nov. 27, 2010



Box Scores

GAME 1

Missouri State FCS 24/RV **16**
Oklahoma State RV/22 **23**

Sept. 4, 2021 | Stillwater, Okla.
 Attendance: 50,807 | TV: Big 12 Now on ESPN+

Captains: LD Brown, Christian Holmes, Malcolm Rodriguez, Matt Hem-brough

Score by Quarters	1	2	3	4	Score
Missouri State	0	3	6	7	16
Oklahoma State	6	14	0	3	23

Scoring Summary

- 1st 09:47 OSU T.Martin 5 yd pass from S.Illingworth (Hale kick missed) 9-72, 03:05, MSU 0 - OSU 6
- 2nd 11:38 OSU J.Warren 1 yd rush (Hale kick) 9-66, 03:28, MSU 0 - OSU 13
- 2nd 10:57 OSU L.Brown 11 yd rush (A.Hale kick) 2-25, 0:29, MSU 0 - OSU 20
- 2nd 01:51 MSU J.Pizano 30 yd FG 10-51, 04:23, MSU 3 - OSU 20
- 3rd 07:27 MSU J.Pizano 48 yd FG 6-12, 01:30, MSU 6 - OSU 20
- 3rd 01:15 MSU J.Pizano 33 yd FG 10-45, 04:11, MSU 9 - OSU 20
- 4th 13:05 OSU A.Hale 35 yd FG 4-(-7), 0:49, MSU 9 - OSU 23
- 4th 03:06 MSU M.Mason 8 yd pass from J.Shelley (J.Pizano kick) 11-84, 04:06, MSU 16 - OSU 23

	MSU	OSU
FIRST DOWNS	23	16
RUSHES-YARDS (NET)	37-102	28-54
PASSING YDS (NET)	234	315
Passes Comp-Att-Int	24-46-0	22-40-1
TOTAL OFFENSE PLAYS-YARDS	83-336	68-369
Fumble Returns-Yards	0-0	1-0
Punt Returns-Yards	2-5	3-15
Kickoff Returns-Yards	3-68	2-36
Interception Returns-Yards	1-0	0-0
Punts (Number-Avg)	6-49.0	7-45.4
Fumbles-Lost	3-2	2-2
Penalties-Yards	8-57	10-68
Possession Time	35:30	24:30
Third-Down Conversions	6 of 18	7 of 16
Fourth-Down Conversions	0 of 2	0 of 1
Red-Zone Scores-Chances	3-4	4-4
Sacks By: Number-Yards	1-8	5-41

RUSHING: Missouri St.-Latulas,Kevon 6-45; Shelley,Jason 17-31; Little,Tobias 10-17; Mason,Myron 3-7; Mitchell,Naveon 1-2. Oklahoma State-Brown, LD 15-30; Jackson, Dezmon 3-14; Johnson, Braydon 1-13; Warren, Jaylen 6-9; TEAM 1-minus 5; Illingworth, Shane 2-minus 7.

PASSING: Missouri St.-Shelley,Jason 23-44-0-235; Johnson,Jaden 1-1-0-0-minus 1; TEAM 0-1-0-0. Oklahoma State-Illingworth, Shane 22-40-1-315.

RECEIVING: Missouri St.-Lane,Xavier 8-78; Tiavaasue,Ron 4-19; Vick,Damoriea 2-33; Scott,Tyrone 2-32; Little,Tobias 2-16; Murray,Jordan 1-14; Smith,Isaac 1-13; Mitchell,Naveon 1-12; Clinton,Gary 1-10; Mason,Myron 1-8; Latulas,Kevon 1-minus 1. Oklahoma State-Martin, Tay 6-107; Presley, Brennan 4-68; Green, Bryson 3-41; Bray, Jaden 2-52; Warren, Jaylen 2-15; Johnson, Braydon 2-2; Brown, LD 2-2; Owens, Rashod 1-28.

INTERCEPTIONS: Missouri St.-Braswell,Montra 1-0. Oklahoma State-None.

FUMBLES: Missouri St.-Shelley,Jason 1-1; Lane,Xavier 1-0; Mitchell,Naveon 1-1. Oklahoma State-Brown, LD 1-1; Jackson, Dezmon 1-1.

GAME 2

Tulsa **23**
Oklahoma State RV/23 **28**

Sept. 11, 2021 | Stillwater, Okla.
 Attendance: 52,127 | TV: FSI

Captains: Brennan Presley, Josh Sills, Tanner McCalister, Sean Michael Flanagan

Score by Quarters	1	2	3	4	Score
Tulsa	0	7	7	9	23
Oklahoma State	0	7	0	21	28

Scoring Summary

- 2nd 04:05 OSU Bray, Jaden 26 yd pass from S. Sanders(Hale, Alex kick) 8-80, 3:08, TU 0 - OSU 7
- 01:44 TU Wright,Justin 55 yd interception return (Long,Zack kick) TU 7 - OSU 7
- 3rd 05:37 TU Prince,Deneric 3 yd run (Long,Zack kick) 7-80, 2:14, TU 14 - OSU 7
- 4th 14:52 OSU Green, Bryson 16 yd pass from S. Sanders (Hale, Alex kick) 13-76, 5:40, TU 14 - OSU 14
- 10:56 TU Long, Zack 20 yd FG 9-87, 3:50, TU 17 - OSU 14
- 10:41 OSU Brown, LD 98 yd kickoff return (Hale, Alex kick) TU 17 - OSU 21
- 04:59 OSU Warren, Jaylen 11 yd run (Hale, Alex kick) 7-72, 2:57, TU 17 - OSU 28
- 03:06 TU Watkins,Anthony 4 yd run (Brin,Davis pass failed) 7-75, 1:53, TU 23 - OSU 28

	TU	OSU
FIRST DOWNS	18	19
RUSHES-YARDS (NET)	39-123	43-140
PASSING YDS (NET)	224	173
Passes Att-Comp-Int	27-19-0	26-15-1
TOTAL OFFENSE PLAYS-YARDS	66-347	69-313
Fumble Returns-Yards	0-0	0-0
Punt Returns-Yards	0-8	0-34
Kickoff Returns-Yards	2-19	2-116
Interception Returns-Yards	1-55	0-0
Punts (Number-Avg)	8-45.9	7-43.0
Fumbles-Lost	1-0	3-0
Penalties-Yards	6-61	7-70
Possession Time	31:33	28:27
Third-Down Conversions	4 of 13	6 of 15
Fourth-Down Conversions	0 of 0	1 of 1
Red-Zone Scores-Chances	3-3	3-3
Sacks By: Number-Yards	2-0	2-0

RUSHING: Tulsa-Brin,Davis 8-37; Prince,Deneric 16-34; Watkins,Anthony 4-28; Brooks,Shamari 10-26; TEAM 1-minus 2. Oklahoma State-Sanders, Spencer 10-62; Warren, Jaylen 14-37; Brown, LD 9-26; Richardson, Dominic 4-18; Jackson, Dezmon 3-6; TEAM 3-minus 13; Jarrard, Austin 0-4.

PASSING: Tulsa-Brin,Davis 19-27-0-224. Oklahoma State-Sanders, Spencer 15-26-1-173.

RECEIVING: Tulsa-Prince,Deneric 5-45; Santana,JuanCar 4-61; Crawford Jr.,Sa 3-57; Brooks,Shamari 2-32; Stokes,Keylon 2-19; Johnson,Josh 2-7; Palmer,James 1-3. Oklahoma State-Bray, Jaden 4-84; Presley, Brennan 4-35; Green, Bryson 2-16; Richardson, JohnPaul 2-11; Warren, Jaylen 1-21; Richardson, Dominic 1-7; Brown, LD 1-minus 1.

INTERCEPTIONS: Tulsa-Wright,Justin 1-55. Oklahoma State-None.

FUMBLES: Tulsa-Solomon,Kenny 1-0. Oklahoma State-Sanders, Spencer 2-0; Brown, LD 1-0.

GAME 3

Oklahoma State RV/22 **21**
Boise State NR/RV **20**

Sept. 18, 2021 | Boise, Idaho
 Attendance: 36,702 | TV: FSI

Captains: Jaylen Warren, Tyler Lacy, Jarrick Bernard-Converse, Kanion Williams

Score by Quarters	1	2	3	4	Score
Oklahoma State	7	14	0	0	21
Boise State	10	10	0	0	20

Scoring Summary

- 1st 10:41 BSU Dalmas, Jonah 40 yd FG 12-52, 4:19, OSU 0 - BSU 3
- 05:10 BSU Koetter, Davis 28 yd pass from H. Bachmeier (Dalmas, Jonah kick) 10-70, 3:33, OSU 0 - BSU 10
- 04:59 OSU Warren, Jaylen 75 yd run (Hale, Alex kick) 1-75, 0:11, OSU 7 - BSU 10
- 2nd 10:07 BSU Habibi-Likio, Cyrus 5 yd run (Dalmas, Jonah kick) 9-43, 3:22, OSU 7 - BSU 17
- 06:26 BSU Dalmas, Jonah 36 yd FG 8-35, 2:32, OSU 7 - BSU 20
- 02:10 OSU Warren, Jaylen 6 yd run (Hale, Alex kick) 10-75, 4:16, OSU 14 - BSU 20
- 00:06 OSU Sanders, Spencer 1 yd run (Hale, Alex kick) 5-21, 1:52, OSU 21 - BSU 20

	OSU	BSU
FIRST DOWNS	15	19
RUSHES-YARDS (NET)	57-246	35-61
PASSING YDS (NET)	82	242
Passes Att-Comp-Int	6-13-0	22-35-1
TOTAL OFFENSE PLAYS-YARDS	70-328	70-303
Fumble Returns-Yards	1-0	1-0
Punt Returns-Yards	0-0	0-0
Kickoff Returns-Yards	1-16	1-13
Interception Returns-Yards	1-0	0-0
Punts (Number-Avg)	7-38.3	5-42.0
Fumbles-Lost	1-1	2-1
Penalties-Yards	5-40	2-20
Possession Time	33:18	26:42
Third-Down Conversions	9 of 19	7 of 16
Fourth-Down Conversions	0 of 0	1 of 1
Red-Zone Scores-Chances	2-3	2-3
Sacks By: Number-Yards	4-27	2-10

RUSHING: Oklahoma State-Warren, Jaylen 32-218; Sanders, Spencer 15-40; Richardson, Dominic 2-4; Brown, LD 4-2; Presley, Brennan 1-minus 4; TEAM 3-minus 14. Boise State-Holani, George 12-28; Habibi-Likio, Cyrus 8-27; Van Buren, Andrew 3-8; Shakir, Khalil 1-1; TEAM 1-minus 1; Bachmeier, Hank 10-minus 2.

PASSING: Oklahoma State-Sanders, Spencer 6-13-0-82. Boise State-Bachmeier, Hank 22-34-1-242; Koetter, Davis 0-1-0-0

RECEIVING: Oklahoma State-Owens, Rashod 2-34; Cabbiness, Cale 1-24; Presley, Brennan 1-22; Brown, LD 1-7; Richardson, Dominic 1-minus 5. Boise State-Shakir, Khalil 8-78; Koetter, Davis 4-56; Evans, Octavius 3-33; Holani, George 2-26; Bowens, Billy 2-11; Habibi-Likio, Cyrus 1-20; Caples, Latrell 1-11; Smith, Riley 1-7.

INTERCEPTIONS: Oklahoma State-Harvell-Peel, Kolby 1-0. Boise State-None.

FUMBLES: Oklahoma State-Warren, Jaylen 1-1. Boise State-Holani, George 1-1; Bowens, Billy 1-0.



Box Scores

GAME 4
 **Kansas State** ^{25/RV} **20**
Oklahoma State ^{RV/22} **31**
 Sept. 25, 2021 | Stillwater, Okla.
 Attendance: 51,444 | TV: Big 12 Now on ESPN+

Captains: Jaylen Warren, Hunter Woodard, Brock Martin, Jake Schultz

Score by Quarters	1	2	3	4	Score
Kansas State	10	3	7	0	20
Oklahoma State	21	10	0	0	31

Scoring Summary

1st 08:51 KSU Winkel, Taiten 32 yd FG
 13-68, 6:03, KSU 3 - OSU 0

06:32 OSU Sanders, Spencer 2 yd run (Hale, Alex kick)
 7-75, 2:19, KSU 3 - OSU 7

06:18 KSU Knowles, Malik 99 yd kickoff return (Winkel, Taiten kick)
 KSU 10 - OSU 7

03:26 OSU Presley, Brennan 20 yd pass from S. Sanders (Hale, Alex kick)
 7-73, 2:46, KSU 10 - OSU 14

03:15 OSU Rodriguez, Malcolm 0 yd fumble return (Hale, Alex kick)
 KSU 10 - OSU 21

2nd 10:51 OSU Martin, Tay 7 yd pass from S. Sanders (Hale, Alex kick)
 11-90, 4:42, KSU 10 - OSU 28

04:21 OSU Hale, Alex 20 yd FG
 11-88, 4:27, KSU 10 - OSU 31

00:00 KSU Winkel, Taiten 45 yd FG
 4-33, 0:38, KSU 13 - OSU 31

3rd 01:08 KSU Vaughn, Deuce 55 yd pass from J. Lewis (Winkel, Taiten kick)
 3-85, 1:28, KSU 20 - OSU 31

	KSU	OSU
FIRST DOWNS	13	25
RUSHES-YARDS (NET)	25-62	43-137
PASSING YDS (NET)	198	344
Passes Att-Comp-Int	14-31-1	22-34-0
TOTAL OFFENSE PLAYS-YARDS	56-260	77-481
Fumble Returns-Yards	0-0	1-0
Punt Returns-Yards	1--4	4-12
Kickoff Returns-Yards	3-124	2-63
Interception Returns-Yards	0-0	1-1
Punts (Number-Avg)	7-49.9	6-39.3
Fumbles-Lost	2-1	2-0
Penalties-Yards	4-41	8-79
Possession Time	24:54	35:06
Third-Down Conversions	2 of 12	8 of 17
Fourth-Down Conversions	1 of 2	0 of 0
Red-Zone Scores-Chances	1-1	4-4
Sacks By: Number-Yards	1-2	2-13

RUSHING: Kansas State-Howard, Will 3-28; Vaughn, Deuce 13-22; Ervin, Joe 1-5; Garber, Keenan 1-4; Lewis, Jaren 5-3; Knowles, Malik 1-0; Brooks, Phillip 1-0; Duffie, Christian 0-0. Oklahoma State-Warren, Jaylen 27-123; Sanders, Spencer 9-18; Richardson, Dominic 5-6; TEAM 2-minus 10.

PASSING: Kansas State-Lewis, Jaren 10-19-1-148; Howard, Will 4-12-0-50. Oklahoma State-Sanders, Spencer 22-34-0-344.

RECEIVING: Kansas State-Vaughn, Deuce 5-73; Knowles, Malik 3-26; Brooks, Phillip 2-40; Warner, Kade 1-21; Wheeler, Sammy 1-18; Weber, Landry 1-11; Howell, Tyrone 1-9. Oklahoma State-Martin, Tay 9-100; Warren, Jaylen 4-81; Owens, Rashod 3-49; Presley, Brennan 2-53; Green, Blaine 2-47; Cassity, Braden 2-14.

INTERCEPTIONS: Kansas State-None. Oklahoma State-Harvell-Peel, Kolby 1-1.

FUMBLES: Kansas State-Howard, Will 1-1; Lewis, Jaren 1-0. Oklahoma State-Martin, Tay 1-0; Presley, Brennan 1-0.

GAME 5
 **Baylor** ^{21/24} **14**
Oklahoma State ^{19/18} **24**
 Oct. 2, 2021 | Stillwater, Okla.
 Attendance: 52,144 | TV: ESPN2

Captains: Spencer Sanders, Israel Antwine, Kolby Harvell-Peel, Ben Kopsenski

Score by Quarters	1	2	3	4	Score
Baylor	0	0	7	7	14
Oklahoma State	7	7	0	10	24

Scoring Summary

1st 10:40 OSU Warren, Jaylen 8 yd run (Brown, Tanner kick)
 12-75, 4:20, BU 0 - OSU 7

2nd 00:36 OSU Owens, Rashod 32 yd pass from S. Sanders (Brown, Tanner kick)
 6-69, 2:01, BU 0 - OSU 14

3rd 03:14 BU Smith, Abram 55 yd run (Hankins, Isaiah kick)
 4-63, 1:32, BU 7 - OSU 14

4th 14:56 OSU Brown, Tanner 20 yd FG
 10-72, 3:18, BU 7 - OSU 17

12:04 BU Bohanon, Gerry 1 yd run (Hankins, Isaiah kick)
 7-84, 2:44, BU 14 - OSU 17

02:10 OSU Warren, Jaylen 4 yd run (Brown, Tanner kick)
 8-56, 3:28, BU 14 - OSU 24

	BU	OSU
FIRST DOWNS	10	24
RUSHES-YARDS (NET)	29-107	59-219
PASSING YDS (NET)	173	182
Passes Att-Comp-Int	13-27-0	13-23-3
TOTAL OFFENSE PLAYS-YARDS	56-280	82-401
Fumble Returns-Yards	0-0	0-0
Punt Returns-Yards	1-0	1-6
Kickoff Returns-Yards	4-72	0-0
Interception Returns-Yards	3-7	0-0
Punts (Number-Avg)	9-42.0	5-36.0
Fumbles-Lost	0-0	1-0
Penalties-Yards	9-58	6-50
Possession Time	25:27	34:33
Third-Down Conversions	3 of 15	8 of 19
Fourth-Down Conversions	1 of 3	2 of 2
Red-Zone Scores-Chances	1-1	3-4
Sacks By: Number-Yards	1-3	3-15

RUSHING: Baylor-Smith, Abram 10-97; Bohanon, Gerry 9-13; Ebner, Trestan 8-0; Estrada, Drew 2-minus 3. Oklahoma State-Warren, Jaylen 36-125; Sanders, Spencer 12-76; Richardson, Dominic 8-33; TEAM 3-minus 15.

PASSING: Baylor-Bohanon, Gerry 13-27-0-173. Oklahoma State-Sanders, Spencer 13-23-3-182.

RECEIVING: Baylor-Estrada, Drew 6-88; Thornton, Tyquan 3-52; Sims, Ben 2-15; Fleeke, Josh 1-14; Dabney, Drake 1-4. Oklahoma State-Martin, Tay 6-110; Owens, Rashod 3-53; Warren, Jaylen 2-5; Presley, Brennan 1-10; Green, Blaine 1-4.

INTERCEPTIONS: Baylor-Doyle, Dillon 1-5; Texada, Raleigh 1-2; Woods, JT 1-0. Oklahoma State-None.

FUMBLES: Baylor-None. Oklahoma State-Warren, Jaylen 1-0.

GAME 6
 **Oklahoma State** ^{12/12} **32**
Texas ^{25/RV} **24**
 Oct. 16, 2021 | Austin, Texas
 Attendance: 99,916 | TV: FOX

Captains: Danny Godlevske, Josh Sills, Devin Harper, Demarco Jones Jr

Score by Quarters	1	2	3	4	Score
Oklahoma State	3	10	3	16	32
Texas	10	7	7	0	24

Scoring Summary

1st 10:08 TEX Robinson, Bijan 1 yd run (Dicke, Cameron kick)
 11-75, 4:52, OSU 0 - UT 7

03:41 OSU Brown, Tanner 21 yd FG
 10-61, 3:49, OSU 3 - UT 7

00:58 TEX Dicke, Cameron 28 yd FG
 7-63, 2:37, OSU 3 - UT 10

2nd 08:36 TEX Robinson, Bijan 13 yd pass from C. Thompson (Dicke, Cameron kick)
 4-66, 1:59, OSU 3 - UT 17

05:13 OSU Taylor, Jason 85 yd INT return (Brown, Tanner kick)
 OSU 10 - UT 17

00:08 OSU Brown, Tanner 39 yd FG
 12-48, 3:39, OSU 13 - UT 17

3rd 11:43 TEX Robinson, Bijan 38 yd run (Dicke, Cameron kick)
 5-80, 2:04, OSU 13 - UT 24

04:49 OSU Brown, Tanner 21 yd FG
 9-43, 3:09, OSU 16 - UT 24

4th 10:16 OSU Presley, B. 7 yd pass from S. Sanders (2-point conversion failed)
 10-80, 4:32, OSU 22 - UT 24

04:37 OSU Brown, Tanner 29 yd FG
 9-51, 3:36, OSU 25 - UT 24

02:18 OSU Sanders, Spencer 10 yd run (Brown, Tanner kick)
 3-42, 0:54, OSU 32 - UT 24

	OSU	TEX
FIRST DOWNS	25	16
RUSHES-YARDS (NET)	49-220	33-138
PASSING YDS (NET)	178	179
Passes Att-Comp-Int	19-33-1	15-37-2
TOTAL OFFENSE PLAYS-YARDS	82-398	60-317
Fumble Returns-Yards	0-0	0-0
Punt Returns-Yards	2-5	2-1
Kickoff Returns-Yards	2-54	3-71
Interception Returns-Yards	2-98	1-0
Punts (Number-Avg)	6-42.5	7-51.7
Fumbles-Lost	0-0	0-0
Penalties-Yards	7-65	9-80
Possession Time	33:43	26:17
Third-Down Conversions	6 of 17	4 of 14
Fourth-Down Conversions	0 of 0	0 of 1
Red-Zone Scores-Chances	5-6	3-4
Sacks By: Number-Yards	3-17	1-7

RUSHING: Oklahoma State-Warren, Jaylen 33-193; Sanders, Spencer 10-20; Presley, Brennan 1-17; Richardson, Dominic 3-0; TEAM 2-minus 10. Texas-Robinson, Bijan 21-135; Johnson, Roschon 2-6; Robinson, Keilan 1-1; Thompson, Casey 9-minus 4.

PASSING: Oklahoma State-Sanders, Spencer 19-32-1-178; Presley, Brennan 0-1-0-0. Texas-Thompson, Casey 15-27-2-179.

RECEIVING: Oklahoma State-Martin, Tay 6-48; Owens, Rashod 4-27; Presley, Brennan 3-30; Cassity, Braden 2-32; Warren, Jaylen 2-0; Richardson, Dominic 1-24; Green, Blaine 1-17. Texas-Worthy, Xavier 5-28; Robinson, Bijan 3-38; Moore, Joshua 3-23; Washington, Marcus 2-60; Robinson, Keilan 1-25; Johnson, Roschon 1-5.

INTERCEPTIONS: Oklahoma State-Taylor II, Jason 1-85; McCalister, Tanner 1-13. Texas-Jamison, D'Shawn 1-0.



Box Scores

GAME 7

Oklahoma State 8/9 **21**
Iowa State RV/RV **24**
 Oct. 23, 2021 | Ames, Iowa
 Attendance: 61,500 | TV: FOX

Captains: Hunter Woodard, Brendon Evers, Jason Taylor II, Sean Flanagan

Score by Quarters	1	2	3	4	Score
Oklahoma State	7	7	0	7	21
Iowa State	0	7	10	7	24

Scoring Summary

- 1st 05:55 OSU** Presley, Brennan 5 yd pass from S. Sanders (Brown, Tanner kick)
6-48, 3:14, OSU 7 - ISU 0
- 2nd 04:39 ISU** Hutchinson, Xavier 1 yd pass from B. Purdy (Mevis, Andrew kick)
15-67, 9:35, OSU 7 - ISU 7
- 00:59 OSU** Presley, Brennan 42 yd pass from S. Sanders (Brown, Tanner kick)
4-72, 0:46, OSU 14 - ISU 7
- 3rd 10:21 ISU** Hutchinson, Xavier 9 yd pass from B. Purdy (Assalley, Connor kick)
6-87, 2:41, OSU 14 - ISU 14
- 02:41 ISU** Mevis, Andrew 29 yd FG
9-68, 4:07, OSU 14 - ISU 17
- 4th 08:36 OSU** Martin, Tay 25 yd pass from S. Sanders (Brown, Tanner kick)
5-58, 2:05, OSU 21 - ISU 17
- 05:29 ISU** Hall, Breece 4 yd run (Mevis, Andrew kick)
6-85, 3:01, OSU 21 - ISU 24

	OSU	ISU
FIRST DOWNS	16	18
RUSHES-YARDS (NET)	32-107	33-67
PASSING YDS (NET)	225	307
Passes Att-Comp-Int	15-24-0	27-33-0
TOTAL OFFENSE PLAYS-YARDS	56-332	66-374
Fumble Returns-Yards	0-0	0-0
Punt Returns-Yards	2--4	0-0
Kickoff Returns-Yards	3-67	2-31
Interception Returns-Yards	0-0	0-0
Punts (Number-Avg)	5-43.2	5-37.8
Fumbles-Lost	1-0	0-0
Penalties-Yards	7-72	4-40
Possession Time	25:49	34:11
Third-Down Conversions	2 of 10	5 of 14
Fourth-Down Conversions	0 of 1	1 of 3
Red-Zone Scores-Chances	1-2	4-4
Sacks By: Number-Yards	2-20	3-15

RUSHING: Oklahoma State-Warren, Jaylen 18-76; Sanders, Spencer 11-29; Richardson, Dominic 2-7; TEAM 1-minus 5. Iowa State-Hall, Breece 21-70; Brock, Jirehl 1-6; TEAM 2-minus 3; Purdy, Brock 9-minus 6.

PASSING: Oklahoma State-Sanders, Spencer 15-24-0-225. Iowa State-Purdy, Brock 27-33-0-307.

RECEIVING: Oklahoma State-Presley, Brennan 6-84; Martin, Tay 4-80; Owens, Rashod 3-41; Green, Blaine 1-13; Warren, Jaylen 1-7. Iowa State-Hutchinson, Xavier 12-125; Kolar, Charlie 6-69; Milton, Tarique 2-39; Hall, Breece 2-37; Rus, Jared 2-18; Noel, Jaylin 2-14; Wilson, Darren 1-5.

FUMBLES: Oklahoma State-Presley, Brennan 1-0. Iowa State-None.

GAME 8

Kansas
Oklahoma State 15/15 **55**
 Oct. 30, 2021 | Stillwater, Okla.
 Attendance: 55,026 | TV: FS1

Captains: Brennan Presley, Danny Godlevske, Malcolm Rodriguez, Kanion Williams

Score by Quarters	1	2	3	4	Score
Kansas	0	0	3	0	3
Oklahoma State	17	21	7	10	55

Scoring Summary

- 1st 05:49 OSU** Sanders, Spencer 4 yd run (Brown, Tanner kick)
8-68, 2:30, KAN 0 - OSU 7
- 03:37 OSU** Brown, Tanner 49 yd FG
4-5, 2:05, KAN 0 - OSU 10
- 00:27 OSU** Presley, Brennan 4 yd pass from S. Sanders (Brown, Tanner kick)
4-19, 1:30, KAN 0 - OSU 17
- 2nd 11:42 OSU** Martin, Tay 36 yd pass from S. Sanders (Brown, Tanner kick)
4-70, 1:53, KAN 0 - OSU 24
- 05:58 OSU** Presley, Brennan 14 yd run (Brown, Tanner kick)
6-67, 2:00, KAN 0 - OSU 31
- 02:23 OSU** Richardson, Dominic 5 yd run (Brown, Tanner kick)
5-34, 1:13, KAN 0 - OSU 38
- 3rd 11:15 OSU** Green, Bryson 12 yd pass from S. Illingworth (Brown, Tanner kick)
9-75, 3:45, KAN 0 - OSU 45
- 03:50 KAN** Borcila, Jacob 45 yd FG
12-48, 7:25, KAN 3 - OSU 45
- 4th 14:28 OSU** Richardson, John Paul 2 yd pass from S. Illingworth (Brown, Tanner kick)
10-82, 4:16, KAN 3 - OSU 52
- 10:54 OSU** Hale, Alex 26 yd FG
4-4, 1:11, KAN 3 - OSU 55

	KAN	OSU
FIRST DOWNS	7	31
RUSHES-YARDS (NET)	33-99	47-292
PASSING YDS (NET)	44	243
Passes Att-Comp-Int	9-18-3	20-32-0
TOTAL OFFENSE PLAYS-YARDS	51-143	79-535
Fumble Returns-Yards	0-0	0-0
Punt Returns-Yards	0-0	2-2
Kickoff Returns-Yards	2-38	1-15
Interception Returns-Yards	0-0	3-47
Punts (Number-Avg)	7-44.3	1-55.0
Fumbles-Lost	0-0	0-0
Penalties-Yards	4-45	1-15
Possession Time	28:46	31:14
Third-Down Conversions	0 of 13	7 of 14
Fourth-Down Conversions	2 of 3	1 of 3
Red-Zone Scores-Chances	0-0	7-8
Sacks By: Number-Yards	1-2	1-3

RUSHING: Kansas-Kendrick, Miles 9-32; Neal, Devin 9-25; Bean, Jason 9-24; Pesek-Hickson, Amauri 4-14; Person, Alonso 1-3; Locklin, Torry 1-1. Oklahoma State-Richardson, Dominic 11-79; Warren, Jaylen 9-69; Sanders, Spencer 7-53; Nixon, Jaden 11-53; Presley, Brennan 1-14; Middleton, Zach 4-9; Bullock, Ethan 2-9; Illingworth, Shane 2-6.

PASSING: Kansas-Bean, Jason 3-10-2-10; Kendrick, Miles 6-8-1-34. Oklahoma State-Sanders, Spencer 12-19-0-157; Illingworth, Shane 6-10-0-70; Bullock, Ethan 2-3-0-16.

RECEIVING: Kansas-Kardell, Trevor 2-12; Lassiter II, Kwame 2-10; Wilson, Trevor 2-4; Arnold, Lawrence 1-14; Fairchild, Mason 1-6; Neal, Devin 1-minus 2. Oklahoma State-Martin, Tay 5-84; Richardson, John Paul 4-18; Green, Bryson 3-31; Presley, Brennan 2-6; Green, Blaine 1-40; Cassidy, Braden 1-20; Warren, Jaylen 1-19; Barbour, Clayton 1-13; Bray, Jaden 1-9; Nixon, Jaden 1-3.

INTERCEPTIONS: Kansas-None. Oklahoma State-Harvell-Peel, Kolby 1-20; Taylor II, Jason 1-0; Session, Nick 1-27.

GAME 9

Oklahoma State 11/11 **24**
West Virginia **3**
 Nov. 6, 2021 | Morgantown, W.Va.
 Attendance: 50,109 | TV: ESPN

Captains: Josh Sills, Sione Asi, Devin Harper, Jake Schultz

Score by Quarters	1	2	3	4	Score
Oklahoma State	0	10	7	7	24
West Virginia	3	0	0	0	3

Scoring Summary

- 1st 09:21 WVU** Legg, Casey 30 yd FG
11-64, 5:33, OSU 0 - WVU 3
- 2nd 08:32 OSU** Martin, Tay 6 yd pass from S. Sanders (Brown, Tanner kick)
7-53, 2:35, OSU 7 - WVU 3
- 01:10 OSU** Brown, Tanner 34 yd FG
11-53, 4:48, OSU 10 - WVU 3
- 3rd 05:30 OSU** Martin, Tay 12 yd pass from S. Sanders (Brown, Tanner kick)
4-26, 1:43, OSU 17 - WVU 3
- 4th 13:20 OSU** Warren, Jaylen 13 yd run (Brown, Tanner kick)
4-45, 1:40, OSU 24 - WVU 3

	OSU	WVU
FIRST DOWNS	17	11
RUSHES-YARDS (NET)	32-103	33-17
PASSING YDS (NET)	182	116
Passes Att-Comp-Int	21-31-1	16-24-1
TOTAL OFFENSE PLAYS-YARDS	63-285	57-133
Fumble Returns-Yards	0-0	0-0
Punt Returns-Yards	0-0	2--3
Kickoff Returns-Yards	1-27	5-107
Interception Returns-Yards	1-2	1-0
Punts (Number-Avg)	6-40.7	8-42.4
Fumbles-Lost	0-0	3-1
Penalties-Yards	7-55	3-27
Possession Time	28:51	31:08
Third-Down Conversions	4 of 12	2 of 14
Fourth-Down Conversions	0 of 1	1 of 3
Red-Zone Scores-Chances	4-4	1-1
Sacks By: Number-Yards	8-75	1-10

RUSHING: Oklahoma State-Warren, Jaylen 16-78; Sanders, Spencer 10-18; Richardson, Dominic 3-11; Jackson, Dezmon 1-3; TEAM 2-minus 7. West Virginia-Mathis, Tony 5-25; Brown, Leddie 10-24; Greene, Garrett 6-3; Johnson Jr., Justin 1-0; Doege, Jarret 11-minus 35.

PASSING: Oklahoma State-Sanders, Spencer 21-31-1-182. West Virginia-Doege, Jarret 15-22-1-109; Greene, Garrett 1-2-0-7.

RECEIVING: Oklahoma State-Martin, Tay 7-63; Presley, Brennan 6-53; Green, Bryson 2-13; Warren, Jaylen 2-9; Carter, Logan 2-8; Bray, Jaden 1-28; Green, Blaine 1-8. West Virginia-James, Sam 5-46; Wright, Winston 3-20; Smith, Reese 2-21; Banks, T.J. 2-12; Brown, Leddie 2-10; Johnson Jr., Justin 1-7.

INTERCEPTIONS: Oklahoma State-Holmes, Christian 1-2. West Virginia-Stills, Dante 1-0.

FUMBLES: Oklahoma State-None. West Virginia-Greene, Garrett 1-0; Malashevich, Graeson 1-1; James, Sam 1-0.

Box Scores

GAME 10

TCU **17**
Oklahoma State ^{10/10} **63**

Nov. 13, 2021 | Stillwater, Okla.
Attendance: 54,549 | TV: FOX

Captains: Tay Martin, Spencer Sanders, Kolby Harvell-Peel, Jeff Roberson

Score by Quarters	1	2	3	4	Score
TCU	3	0	0	14	17
Oklahoma State	7	21	14	21	63

Scoring Summary

1st 05:01 OSU Warren, Jaylen 1 yd run (Brown, Tanner kick)
11-68, 3:16, TCU 0 - OSU 7

02:03 TCU Kell, Griffin 44 yd FG
6-48, 2:58, TCU 3 - OSU 7

2nd 14:55 OSU Warren, Jaylen 6 yd run (Brown, Tanner kick)
7-69, 2:01, TCU 3 - OSU 14

05:30 OSU Warren, Jaylen 1 yd run (Brown, Tanner kick)
13-84, 5:36, TCU 3 - OSU 21

01:42 OSU Green, Blaine 46 yd pass from S. Sanders (Brown, Tanner kick)
4-89, 1:03, TCU 3 - OSU 28

3rd 09:07 OSU Jackson, Dezmon 5 yd run (Brown, Tanner kick)
10-63, 3:56, TCU 3 - OSU 35

03:17 OSU Richardson, Dominic 1 yd run (Brown, Tanner kick)
10-78, 4:46, TCU 3 - OSU 42

4th 13:27 OSU Jackson, Dezmon 1 yd run (Brown, Tanner kick)
8-55, 3:42, TCU 3 - OSU 49

12:37 TCU Demercado, Emari 13 yd run (Kell, Griffin kick)
2-75, 0:50, TCU 10 - OSU 49

11:49 TCU Ellison, Colt 28 yd fumble return (Kell, Griffin kick)
TCU 17 - OSU 49

08:32 OSU Richardson, Dominic 20 yd run (Hale, Alex kick)
6-75, 3:17, TCU 17 - OSU 56

05:04 OSU Nixon, Jaden 63 yd run (Hale, Alex kick)
3-69, 1:35, TCU 17 - OSU 63

	TCU	OSU
FIRST DOWNS	12	37
RUSHES-YARDS (NET)	32-108	62-447
PASSING YDS (NET)	182	116
Passes Att-Comp-Int	12-21-0	17-25-0
TOTAL OFFENSE PLAYS-YARDS	53-273	87-682
Fumble Returns-Yards	1-28	0-0
Punt Returns-Yards	0-0	1-6
Kickoff Returns-Yards	4-78	1-31
Interception Returns-Yards	0-0	0-0
Punts (Number-Avg)	8-42.2	1-38.0
Fumbles-Lost	1-0	2-2
Penalties-Yards	12-79	1-15
Possession Time	24:42	33:02
Third-Down Conversions	2 of 13	11 of 14
Fourth-Down Conversions	0 of 1	2 of 2
Red-Zone Scores-Chances	2-2	7-7
Sacks By: Number-Yards	0-0	7-28

RUSHING: TCU-Demercado, Emari 14-90; Watkins, Ahmonte 4-21; Johnston, Quentin 1-8; Davis, Derius 2-8; Jackson, Sam 4-4; Maticcik, Brent 1-2; Morris, Chandler 6-minus 25. Oklahoma State- Richardson, Dominic 12-134; Warren, Jaylen 17-113; Nixon, Jaden 3-69; Jackson, Dezmon 15-68; Sanders, Spencer 10-53; Washington, Andre 2-8; Middleton, Zach 1-4; Gundy, Gunnar 1-1; Bullock, Ethan 1-minus 3.

PASSING: TCU-Morris, Chandler 11-20-0-103; Jackson, Sam 1-1-62. Oklahoma State-Sanders, Spencer 17-25-0-235.

RECEIVING: TCU-Barber, Taye 3-74; Watkins, Ahmonte 2-32; Johnston, Quentin 2-minus 3; DiNunzio, Dominic 1-46; Demercado, Emari 1-8; Brooks, Marcel 1-7; Nowell, Blake 1-2; Davis, Derius 1-minus 1. Oklahoma State-Presley, Brennan 6-61; Martin, Tay 4-43; Green, Blaine 3-80; Richardson, John Paul 2-23; Green, Bryson 1-21; Warren, Jaylen 1-7.

FUMBLES: TCU-Morris, Chandler 1-0. Oklahoma State-Presley, Brennan 1-1; Bullock, Ethan 1-1.

GAME 11

Oklahoma State ^{9/9} **23**
Texas Tech **0**

Nov. 20, 2021 | Lubbock, Texas
Attendance: 53,169 | TV: FOX

Captains: Hunter Woodard, Jarrick Bernard-Converse, Brock Martin, Mason Cobb

Score by Quarters	1	2	3	4	Score
Oklahoma State	3	10	3	7	23
Texas Tech	0	0	0	0	0

Scoring Summary

1st 10:02 OSU Brown, Tanner 24 yd FG
12-70, 3:56, OSU 3 - TTU 0

2nd 10:19 OSU Brown, Tanner 33 yd FG
9-65, 1:53, OSU 6 - TTU 0

00:26 OSU Richardson, JP 14 yd pass from S. Sanders (Brown, Tanner kick)
13-80, 3:52, OSU 13 - TTU 0

3rd 09:49 OSU Brown, Tanner 19 yd FG
6-23, 2:11, OSU 16 - TTU 0

4th 14:26 OSU Sanders, Spencer 9 yd rush (Brown, Tanner kick)
9-75, 4:32, OSU 23 - TTU 0

	OSU	TTU
FIRST DOWNS	27	10
RUSHES-YARDS (NET)	48-188	26-25
PASSING YDS (NET)	239	83
Passes Att-Comp-Int	19-38-0	10-32-0
TOTAL OFFENSE PLAYS-YARDS	87-427	58-108
Fumble Returns-Yards	0-0	0-0
Punt Returns-Yards	0-0	2-3
Kickoff Returns-Yards	0-0	2-42
Interception Returns-Yards	0-0	0-0
Punts (Number-Avg)	7-46.0	9-56.4
Fumbles-Lost	0-0	4-1
Penalties-Yards	9-87	8-51
Possession Time	36:58	23:02
Third-Down Conversions	8 of 19	3 of 14
Fourth-Down Conversions	0 of 0	0 of 3
Red-Zone Scores-Chances	5-6	0-0
Sacks By: Number-Yards	5-24	0-0

RUSHING: Oklahoma State-Richardson, Dominic 20-84; Sanders, Spencer 6-48; Warren, Jaylen 12-37; Jackson, Dezmon 7-17; Martin, Tay 1-9; TEAM 2-minus 7. Texas Tech- Morton, Behren 2-15; Thompson, SaRodoric 5-12; Geiger, Kaylon 1-10; White, Xavier 3-3; Brooks, Tahj 3-1; Teeter, Henry 1-0; TEAM 1-minus 1; Smith, Donovan 10-minus 15.

PASSING: Oklahoma State-Sanders, Spencer 19-37-0-239; Richardson, John Paul 0-1-0-0. Texas Tech-Smith, Donovan 9-29-0-83; Morton, Behren 1-3-0-0.

RECEIVING: Oklahoma State-Martin, Tay 7-130; Richardson, John Paul 6-41; Green, Blaine 3-46; Richardson, Dominic 2-20; Carter, Logan 1-2. Texas Tech-Tharp, Mason 3-39; Geiger, Kaylon 2-11; Ezukanma, Erik 2-6; Mannix, McLane 1-16; Brooks, Tahj 1-12; Price, Myles 2-minus 1.

FUMBLES: Oklahoma State-None. Texas Tech-White, Xavier 1-0; TEAM 2-0; Smith, Donovan 1-1.

GAME 12

Oklahoma ^{10/9} **33**
Oklahoma State ^{7/7} **37**

Nov. 27, 2021 | Stillwater, Okla.
Attendance: 54,990 | TV: ABC

Captains: Spencer Sanders, Preston Wilson, Malcolm Rodriguez, Kanion Williams

Score by Quarters	1	2	3	4	Score
Oklahoma	7	17	9	0	33
Oklahoma State	14	10	0	13	37

Scoring Summary

1st 10:57 OSU Martin, Tay 30 yd pass from S. Sanders (Brown, Tanner kick)
5-80, 1:29, OU 0 - OSU 7

09:08 OU Darby, Brian 11 yd pass from C. Williams (Brkic, Gabe kick)
5-75, 1:49, OU 7 - OSU 7

07:16 OSU Martin, Tay 4 yd run (Brown, Tanner kick)
7-58, 1:44, OU 7 - OSU 14

2nd 14:53 OU Stogner, Austin 29 yd pass from C. Williams (Brkic, Gabe kick)
15-75, 7:23, OU 14 - OSU 14

14:38 OSU Presley, Brennan 100 yd kickoff return (Brown, Tanner kick)
OU 14 - OSU 21

11:05 OU Brkic, Gabe 24 yd FG
8-77, 3:29, OU 17 - OSU 21

06:25 OSU Brown, Tanner 27 yd FG
11-63, 4:35, OU 17 - OSU 24

00:37 OU Willis, Brayden 10 yd pass from C. Williams (Brkic, Gabe kick)
3-14, 1:28, OU 24 - OSU 24

3rd 12:16 OU SAFETY
0:07, OU 26 - OSU 24

10:36 OU Broiles, Justin 0 yd fumble return (Brkic, Gabe kick)
OU 33 - OSU 24

4th 13:52 OSU Sanders, Spencer 37 yd run (Brown, Tanner kick)
7-58, 1:25, OU 33 - OSU 31

08:54 OSU Warren, Jaylen 1 yd run (Sanders, Spencer rush failed)
3-5, 0:49, OU 33 - OSU 37

	OU	OSU
FIRST DOWNS	12	37
RUSHES-YARDS (NET)	44-189	36-140
PASSING YDS (NET)	252	214
Passes Att-Comp-Int	20-39-0	19-30-2
TOTAL OFFENSE PLAYS-YARDS	83-441	66-354
Fumble Returns-Yards	1-0	0-0
Punt Returns-Yards	2-2	1--8
Kickoff Returns-Yards	4-61	4-148
Interception Returns-Yards	2-32	0-0
Punts (Number-Avg)	7-46.1	4-43.0
Fumbles-Lost	3-2	3-1
Penalties-Yards	12-74	6-60
Possession Time	35:41	24:02
Third-Down Conversions	5 of 18	3 of 11
Fourth-Down Conversions	2 of 3	0 of 0
Red-Zone Scores-Chances	3-3	3-3
Sacks By: Number-Yards	1-4	6-40

RUSHING: Oklahoma-Brooks, Kennedy 22-139; Williams, Caleb 19-36; West, Trevon 1-12; Woods, Mike 1-2; Gray, Eric 1-0. Oklahoma State- Sanders, Spencer 16-93; Warren, Jaylen 17-56; Martin, Tay 1-4; TEAM 1-minus 5; Richardson, Dominic 1-minus 8.

PASSING: Oklahoma-Williams, Caleb 20-39-0-252. Oklahoma State-Sanders, Spencer 19-30-2-214.

RECEIVING: Oklahoma-Hall, Jeremiah 4-76; Stogner, Austin 3-61; Willis, Brayden 3-29; Haselwood, Jadon 3-18; Woods, Mike 2-18; Williams, Mario 2-10; Brooks, Kennedy 1-25; Darby, Brian 1-11; Mims, Marvin 1-4. Oklahoma State-Martin, Tay 7-89; Green, Blaine 5-42; Presley, Brennan 3-40; Warren, Jaylen 3-27; Bray, Jaden 1-16.

INTERCEPTIONS: Oklahoma-Washington, Woodi 2-32. Oklahoma State-None.

FUMBLES: Oklahoma-Williams, Caleb 2-1; Gray, Eric 1-1. Oklahoma State-Presley, Brennan 1-1; Richardson, Dominic 1-0; Sanders, Spencer 1-0.



Box Scores

BIG 12 CHAMPIONSHIP



Baylor 9/9 **21**
Oklahoma State 5/5 **16**

Dec. 4, 2021 | Arlington, Texas
Attendance: 65,771 | TV: ABC

FIESTA BOWL



Oklahoma State 9/9 -
Notre Dame 5/5 -

Jan. 1, 2022 | Glendale, Ariz.
Attendance: - | TV: ESPN

Captains: Spencer Sanders, Devin Harper, Malcolm Rodriguez, Demarco Jones Jr.

Score by Quarters	1	2	3	4	Score
Baylor	7	14	0	0	21
Oklahoma State	3	3	7	3	16

Scoring Summary

1st 7:52 OSU Brown, Tanner 23 yd FG
14-68, 4:22, BU 0 - OSU 3

3:21 BU Sims, Ben 2 yd pass from B. Shapen (Hankins, Isaiah kick)
3-11, 1:27, BU 7 - OSU 3

2nd 14:54 BU Estrada, Drew 4 yd pass from B. Shapen (Hankins, Isaiah kick)
3-37, 1:54, BU 14 - OSU 3

05:29 BU Thornton, Tyquan 13 yd pass from B. Shapen (Hankins, Isaiah kick)
9-47, 4:09, BU 21 - OSU 3

03:34 OSU Brown, Tanner 23 yd FG
10-69, 1:55, BU 21 - OSU 6

3rd 07:09 OSU Richardson, Dominic 4 yd run (Brown, Tanner kick)
8-36, 3:20, BU 21 - OSU 13

4th 08:17 OSU Brown, Tanner 20 yd FG
10-27, 4:30, BU 21 - OSU 16

	BU	OSU
FIRST DOWNS	15	26
RUSHES-YARDS (NET)	33-62	40-70
PASSING YDS (NET)	180	263
Passes Att-Comp-Int	23-28-0	32-47-4
TOTAL OFFENSE PLAYS-YARDS	61-242	87-333
Fumble Returns-Yards	0-0	0-0
Punt Returns-Yards	1--5	0-0
Kickoff Returns-Yards	2-40	0-0
Interception Returns-Yards	4-48	0-0
Punts (Number-Avg)	5-52.6	4-45.0
Fumbles-Lost	3-2	2-0
Penalties-Yards	7-49	6-50
Possession Time	28:37	31:23
Third-Down Conversions	6 of 14	12 of 20
Fourth-Down Conversions	0 of 1	0 of 1
Red-Zone Scores-Chances	3-4	4-5
Sacks By: Number-Yards	2-21	6-56

RUSHING: Baylor-Smith, Abram 17-63; Ebner, Trestan 5-17; Doyle, Dillon 1-2; Shapen, Blake 9-minus 9; Thornton, Tyquan 1-minus 11. Oklahoma State-Sanders, Spencer 13-33; Jackson, Dezmon 19-31; Presley, Brennan 1-4; Richardson, Dominic 7-2.

PASSING: Baylor-Shapen, Blake 23-28-0-180. Oklahoma State-Sanders, Spencer 31-46-4-257; Presley, Brennan 1-1-0-6.

RECEIVING: Baylor-Thornton, Tyquan 6-71; Estrada, Drew 6-33; Sims, Ben 4-34; Ebner, Trestan 3-27; Sneed, R.J. 1-8; Dabney, Drake 1-5; Yates, Gavin 1-4; Miller, Grant 1-minus 2. Oklahoma State-Martin, Tay 9-88; Jackson, Dezmon 7-39; Richardson, John Paul 5-33; Bray, Jaden 3-52; Green, Blaine 3-17; Presley, Brennan 2-20; Richardson, Dominic 2-8; Sanders, Spencer 1-6.

INTERCEPTIONS: Baylor-Woods, JT 1-33; Jones, Matt 1-0; McVea, Jairon 1-0; Utley, Brayden 1-15. Oklahoma State-None.

FUMBLES: Baylor-Ebner, Trestan 2-2; Shapen, Blake 1-0. Oklahoma State-Sanders, Spencer 1-0; Jackson, Dezmon 1-0.



Select Offensive Players Game-by-Game Stats

85 Jaden Bray

Wide Receiver | 6-2 | 187 | Freshman
Norman, Okla./Norman

Career Highs

Receptions	4 vs. Tulsa, 2021
Receiving Yards	84 vs. Tulsa, 2021
Receiving TDs	1 vs. Tulsa, 2021
Long Reception	36 vs. Missouri State, 2021

Bray's 2021 Game-by-Game Receiving Stats

Date	Opponent	No.	Yds.	TD	Long
Sept. 4	Missouri State	2	52	0	36
Sept. 11	Tulsa	4	84	1	28
Sept. 18	at Boise State		DNP		
Sept. 25	Kansas State	0	0	0	0
Oct. 2	Baylor	0	0	0	0
Oct. 16	at Texas		DNP		
Oct. 23	at Iowa State	0	0	0	0
Oct. 30	Kansas	1	9	0	9
Nov. 6	at West Virginia	1	28	0	28
Nov. 13	TCU	0	0	0	0
Nov. 20	at Texas Tech	0	0	0	0
Nov. 27	Oklahoma	1	16	0	16
Dec. 4	Baylor	3	52	0	26

Bray's Career Receiving Stats

Year	G	Rec.	Yds.	Avg.	TD	Long	Avg./G
2021	11	12	241	20.0	1	36	21.9
Career	11	12	241	20.0	1	36	21.9

0 LD Brown

Running Back | 5-9 | 200 | R-Senior
Dallas, Texas/DeSoto

Career Highs

Rushes	15, twice, last at Missouri State, 2021
Rushing Yards	110, twice, last at Kansas State, 2020
Rushing Touchdowns	2 vs. Kansas, 2017
Long Rush	77 vs. Missouri State, 2018
Receptions	2, four times, last vs. Missouri State, 2021
Receiving Yards	37 vs. Texas, 2020
Long Reception	32 vs. Texas, 2020
Scrimmage Yards	115, vs. Missouri State, 2018
All-Purpose Yards	165 vs. Baylor, 2019
Long Kickoff Return	98, vs. Tulsa, 2021

Brown's 2017 Game-by-Game Rushing Stats

Date	Opponent	No.	Gain	Loss	Net	TD	Long	Avg.
Aug. 31	Tulsa	5	95	3	92	1	73	18.4
Sept. 8	at South Alabama	10	38	0	38	0	13	3.8
Sept. 16	at Pittsburgh	4	12	4	8	0	6	2.0
Sept. 23	TCU			DNP				
Sept. 30	at Texas Tech			DNP				
Oct. 14	Baylor	2	19	0	19	0	12	9.5
Oct. 21	at Texas	0	0	0	0	0	0	0
Oct. 28	at West Virginia	4	11	5	6	0	5	1.5
Nov. 4	Oklahoma	0	0	0	0	0	0	0
Nov. 11	at Iowa State	0	0	0	0	0	0	0
Nov. 18	Kansas State	0	0	0	0	0	0	0
Nov. 25	Kansas	8	49	1	48	2	29	6.0
Dec. 28	vs. Virginia Tech	1	12	0	12	0	12	12.0

Brown's 2017 Game-by-Game Receiving Stats

Date	Opponent	No.	Yds.	TD	Long
Aug. 31	Tulsa	0	0	0	0
Sept. 8	at South Alabama	0	0	0	0
Sept. 16	at Pittsburgh	0	0	0	0
Sept. 23	TCU		DNP		
Sept. 30	at Texas Tech		DNP		
Oct. 14	Baylor	0	0	0	0
Oct. 21	at Texas	0	0	0	0
Oct. 28	at West Virginia	0	0	0	0
Nov. 4	Oklahoma	0	0	0	0
Nov. 11	at Iowa State	0	0	0	0

Nov. 18	Kansas State	0	0	0	0
Nov. 25	Kansas	1	-2	0	-2
Dec. 28	vs. Virginia Tech	0	0	0	0

Brown's 2018 Game-by-Game Rushing Stats

Date	Opponent	No.	Gain	Loss	Net	TD	Long	Avg.
Aug. 30	Missouri State	9	110	0	110	1	77	12.2
Sept. 8	South Alabama	1	14	0	14	0	14	14.0
Sept. 15	Boise State			DNP				
Sept. 22	Texas Tech			DNP				
Sept. 29	at Kansas			DNP				
Oct. 6	Iowa State	0	0	0	0	0	0	0.0
Oct. 13	at Kansas State	0	0	0	0	0	0	0.0
Oct. 27	Texas	0	0	0	0	0	0	0.0
Nov. 3	at Baylor	0	0	0	0	0	0	0.0
Nov. 10	at Oklahoma	1	5	0	5	0	5	5.0
Nov. 17	West Virginia	4	26	0	26	0	14	6.5
Nov. 24	at TCU	10	17	12	5	0	8	0.5
Dec. 31	vs. Missouri	2	3	0	3	0	3	1.5

Brown's 2018 Game-by-Game Receiving Stats

Date	Opponent	No.	Yds.	TD	Long
Aug. 30	Missouri State	1	5	0	0
Sept. 8	South Alabama	0	0	0	0
Sept. 15	Boise State		DNP		
Sept. 22	Texas Tech		DNP		
Sept. 29	at Kansas		DNP		
Oct. 6	Iowa State	0	0	0	0
Oct. 13	at Kansas State	0	0	0	0
Oct. 27	Texas	0	0	0	0
Nov. 3	at Baylor	0	0	0	0
Nov. 10	at Oklahoma	0	0	0	0
Nov. 17	West Virginia	0	0	0	0
Nov. 24	at TCU	0	0	0	0
Dec. 31	vs. Missouri	0	0	0	0

Brown's 2019 Game-by-Game Rushing Stats

Date	Opponent	No.	Gain	Loss	Net	TD	Long	Avg.
Aug. 30	at Oregon State	7	12	4	8	1	5	1.1
Sept. 7	McNeese	4	10	0	10	0	7	2.5
Sept. 14	at Tulsa	5	22	0	22	0	9	4.4
Sept. 21	at Texas	1	0	-4	-4	0	0	-4.0
Sept. 28	Kansas State	4	25	0	25	0	10	6.2
Oct. 5	at Texas Tech	3	23	6	17	0	23	5.7
Oct. 19	Baylor	4	79	0	79	1	68	19.8
Oct. 26	at Iowa State	0	0	0	0	0	0	0
Nov. 2	TCU	0	0	0	0	0	0	0
Nov. 16	Kansas	9	56	1	55	0	30	6.1
Nov. 23	at West Virginia	1	4	0	4	0	4	4.0
Nov. 30	Oklahoma	1	7	0	7	0	7	7.0
Dec. 27	vs. Texas A&M	1	0	-2	-2	0	0	-2.0

Brown's 2019 Game-by-Game Receiving Stats

Date	Opponent	No.	Yds.	TD	Long
Aug. 30	at Oregon State	0	0	0	0
Sept. 7	McNeese	0	0	0	0
Sept. 14	at Tulsa	0	0	0	0
Sept. 21	at Texas	0	0	0	0
Sept. 28	Kansas State	0	0	0	0
Oct. 5	at Texas Tech	0	0	0	0
Oct. 19	Baylor	2	17	0	9
Oct. 26	at Iowa State	0	0	0	0
Nov. 2	TCU	0	0	0	0
Nov. 16	Kansas	0	0	0	0
Nov. 23	at West Virginia	0	0	0	0
Nov. 30	Oklahoma	0	0	0	0
Dec. 27	vs. Texas A&M	1	15	0	15

Brown's 2020 Game-by-Game Rushing Stats

Date	Opponent	No.	Gain	Loss	Net	TD	Long	Avg.
Sept. 19	Tulsa	9	70	7	63	0	19	6.8
Sept. 26	West Virginia	11	111	8	103	1	66	9.4
Oct. 3	at Kansas	8	38	1	37	0	15	4.6
Oct. 24	Iowa State	9	27	1	26	0	7	2.9
Oct. 31	Texas	8	37	4	33	0	12	4.1
Nov. 7	at Kansas State	15	116	6	110	0	50	7.3
Nov. 21	at Oklahoma	10	32	9	23	0	9	2.3

Nov. 28	Texas Tech			DNP				
Dec. 5	at TCU			DNP				
Dec. 12	at Baylor			DNP				
Dec. 29	vs. Miami (Fla.)	12	47	5	42	1	13	3.5

Brown's 2020 Game-by-Game Receiving Stats

Date	Opponent	No.	Yds.	TD	Long		
Sept. 19	Tulsa	0	0	0	0		
Sept. 26	West Virginia	0	0	0	0		
Oct. 3	at Kansas	2	22	0	19		
Oct. 24	Iowa State	1	7	0	7		
Oct. 31	Texas	2	37	0	32		
Nov. 7	at Kansas State	0	0	0	0		
Nov. 21	at Oklahoma	0	0	0	0		
Nov. 28	Texas Tech			DNP			
Dec. 5	at TCU			DNP			
Dec. 12	at Baylor			DNP			
Dec. 29	vs. Miami (Fla.)	1	-2	0	0		

Brown's 2021 Game-by-Game Rushing Stats

Date	Opponent	No.	Gain	Loss	Net	TD	Long	Avg.
Sept. 4	Missouri State	15	40	10	30	1	11	2.0
Sept. 11	Tulsa	9	28	2	26	0	11	2.9
Sept. 18	at Boise State	4	13	11	2	0	9	0.5
Sept. 25	Kansas State			DNP				
Oct. 2	Baylor			DNP				
Oct. 16	at Texas			DNP				
Oct. 23	at Iowa State			DNP				
Oct. 30	Kansas			DNP				
Nov. 6	at West Virginia			DNP				
Nov. 13	TCU			DNP				
Nov. 20	at Texas Tech			DNP				
Nov. 27	Oklahoma			DNP				
Dec. 4	Baylor			DNP				

Brown's 2021 Game-by-Game Receiving Stats

Date	Opponent	No.	Yds.	TD	Long		
Sept. 4	Missouri State	2	2	0	2		
Sept. 11	Tulsa	1	-1	0	0		
Sept. 18	at Boise State	1	7	0	7		
Sept. 25	Kansas State			DNP			
Oct. 2	Baylor			DNP			
Oct. 16	at Texas			DNP			
Oct. 23	at Iowa State			DNP			
Oct. 30	Kansas			DNP			
Nov. 6	at West Virginia			DNP			
Nov. 13	TCU			DNP			
Nov. 20	at Texas Tech			DNP			
Nov. 27	Oklahoma			DNP			
Dec. 4	Baylor			DNP			

Brown's Career Rushing Stats

Year	G	Att.	Gain	Loss	Net	Avg.	TD	Long	Avg./G
2017	11	34	236	13	223	6.6	3	73	20.3
2018	10	27	175	12	163	6.0	1	77	16.3
2019	13	40	238	17	221	5.5	2	68	17.0
2020	8	82	478	41	437	5.3	2	66	54.6
2021	3	28	81	23	58	2.1	1	11	19.33
Career	45	211	1208	106	1102	5.2	9	77	24.4

Brown's Career Receiving Stats

Year	G	Rec.	Yds.	Avg.	TD	Long	Avg./G
2017	11	1	-2	-2.0	0	-2	-0.2
2018	10	1	5	5.0	0	5	0.5
2019	13	3	32	10.7	0	15	2.5
2020	8	6	64	10.7	0	32	8.0
2021	3	4	8	2.0	0	7	2.6
Career	45	15	107	7.1	0	32	2.3

Brown's Career Kickoff Return Stats

Year	G	No.	Yds.	Avg.	TD	Long
2017	11	9	177	19.7	0	29
2018	10	2	37	18.5	0	22
2019	13	15	257	17.1	0	26
2020	8	0	0	0.0	0	0
2021	3	4	132	33.0	1	98
Career	45	30	603	20.1	1	98



Select Offensive Players Game-by-Game Stats

6 Ethan Bullock

Quarterback | 6-4 | 215 | R-Senior
Orlando, Fla./Winter Park/South Dakota State/
City College of San Francisco

Career Highs

Completions	8 vs. Tulsa, 2020
Attempts	13 vs. Tulsa, 2020
Yards	41 vs. Tulsa, 2020
Passing TD	No passing touchdowns
Long Pass	24 vs. Tulsa, 2020
Rushes	6 vs. Tulsa, 2020
Rushing Yards	9 vs. Kansas, 2021
Rushing Touchdowns	No rushing touchdowns
Long Rush	8 vs. Kansas, 2021

Bullock's 2020 Game-by-Game Passing Stats

Date	Opponent	Cmp	Att	INT	Yds	TD	Long	Sack
Sept. 19	Tulsa	8	13	1	41	0	24	4
Sept. 26	West Virginia			DNP				
Oct. 3	at Kansas	3	7	0	33	0	15	0
Oct. 24	Iowa State			DNP				
Oct. 31	Texas			DNP				
Nov. 7	at Kansas State			DNP				
Nov. 21	at Oklahoma			DNP				
Nov. 28	Texas Tech			DNP				
Dec. 5	at TCU			DNP				
Dec. 12	at Baylor			DNP				
Dec. 29	vs. Miami (Fla.)			DNP				

Bullock's 2020 Game-by-Game Rushing Stats

Date	Opponent	No.	Gain	Loss	Net	TD	Long	Avg.
Sept. 19	Tulsa	6	5	-18	-13	0	5	-2.2
Sept. 26	West Virginia			DNP				
Oct. 3	at Kansas	0	0	0	0	0	0	0
Oct. 24	Iowa State			DNP				
Oct. 31	Texas			DNP				
Nov. 7	at Kansas State			DNP				
Nov. 21	at Oklahoma			DNP				
Nov. 28	Texas Tech			DNP				
Dec. 5	at TCU			DNP				
Dec. 12	at Baylor			DNP				
Dec. 29	vs. Miami (Fla.)			DNP				

Bullock's 2021 Game-by-Game Passing Stats

Date	Opponent	Cmp	Att	INT	Yds	TD	Long	Sack
Sept. 4	Missouri State			DNP				
Sept. 11	Tulsa			DNP				
Sept. 18	at Boise State			DNP				
Sept. 25	Kansas State			DNP				
Oct. 2	Baylor			DNP				
Oct. 16	at Texas			DNP				
Oct. 23	at Iowa State			DNP				
Oct. 30	Kansas	2	3	0	16	0	13	0
Nov. 6	at West Virginia			DNP				
Nov. 13	TCU	0	0	0	0	0	0	0
Nov. 20	at Texas Tech			DNP				
Nov. 27	Oklahoma			DNP				
Dec. 4	Baylor			DNP				

Bullock's 2021 Game-by-Game Rushing Stats

Date	Opponent	No.	Gain	Loss	Net	TD	Long	Avg.
Sept. 4	Missouri State			DNP				
Sept. 11	Tulsa			DNP				
Sept. 18	at Boise State			DNP				
Sept. 25	Kansas State			DNP				
Oct. 2	Baylor			DNP				
Oct. 16	at Texas			DNP				
Oct. 23	at Iowa State			DNP				
Oct. 30	Kansas	2	9	0	9	0	8	4.5

Nov. 6	at West Virginia					DNP		
Nov. 13	TCU	1	0	3	-3	0	0	-3.0
Nov. 20	at Texas Tech			DNP				
Nov. 27	Oklahoma			DNP				
Dec. 4	Baylor			DNP				

Bullock's Career Passing Stats

Year	G	Effic	Cmp-Att-Int	Pct	Yds	TD	Lng	Avg/G
2020	2	72.6	11-20-1	55.0	74	0	24	37.0
2021	2	111.4	2-3-0	66.6	16	0	13	8.0
Career	4	80.7	13-23-1	56.5	90	0	24	22.5

Bullock's Career Rushing Stats

Year	G	Att.	Gain	Loss	Net	Avg.	TD	Long	Avg./G
2020	2	6	5	18	-13	-2.2	0	5	-6.5
2021	2	3	9	3	6	2.0	0	8	3.0
Career	4	9	14	21	-7	-2.3	0	8	-5.2

87 Logan Carter

Cowboy Back | 6-3 | 245 | R-Senior
Henrietta, Texas/Henrietta

Career Highs

Receptions	3, twice, last at Oklahoma, 2020
Receiving Yards	34 at Oklahoma, 2020
Receiving Touchdowns	1, 3x, last at Oklahoma, 2020
Long Reception	20 vs. West Virginia, 2018

Carter's 2018 Game-by-Game Receiving Stats

Date	Opponent	No.	Yds.	TD	Long
Aug. 30	Missouri State	0	0	0	0
Sept. 8	South Alabama	0	0	0	0
Sept. 15	Boise State	0	0	0	0
Sept. 22	Texas Tech	0	0	0	0
Sept. 29	at Kansas	0	0	0	0
Oct. 6	Iowa State	0	0	0	0
Oct. 13	at Kansas State	0	0	0	0
Oct. 27	Texas	0	0	0	0
Nov. 3	at Baylor	0	0	0	0
Nov. 10	at Oklahoma	0	0	0	0
Nov. 17	West Virginia	1	20	1	20
Nov. 24	at TCU	0	0	0	0
Dec. 31	vs. Missouri	0	0	0	0

Carter's 2019 Game-by-Game Receiving Stats

Date	Opponent	No.	Yds.	TD	Long
Aug. 30	at Oregon State	1	1	0	1
Sept. 7	McNeese	1	6	0	6
Sept. 14	at Tulsa	0	0	0	0
Sept. 21	at Texas	0	0	0	0
Sept. 28	Kansas State	1	3	1	3
Oct. 5	at Texas Tech	0	0	0	0
Oct. 19	Baylor	1	0	0	0
Oct. 26	at Iowa State	0	0	0	0
Nov. 2	TCU	0	0	0	0
Nov. 16	Kansas	0	0	0	0
Nov. 23	at West Virginia	0	0	0	0
Nov. 30	Oklahoma	1	5	0	5
Dec. 27	vs. Texas A&M	0	0	0	0

Carter's 2020 Game-by-Game Receiving Stats

Date	Opponent	No.	Yds.	TD	Long
Sept. 19	Tulsa	1	17	0	17
Sept. 26	West Virginia	0	0	0	0
Oct. 3	at Kansas	0	0	0	0
Oct. 24	Iowa State	3	27	0	10
Oct. 31	Texas	0	0	0	0
Nov. 7	at Kansas State	0	0	0	0
Nov. 21	at Oklahoma	3	34	1	15
Nov. 28	Texas Tech	1	6	0	6

Dec. 5	at TCU	0	0	0	0
Dec. 12	at Baylor	0	0	0	0
Dec. 29	vs. Miami (Fla.)	0	0	0	0

Carter's 2021 Game-by-Game Receiving Stats

Date	Opponent	No.	Yds.	TD	Long
Sept. 4	Missouri State			DNP	
Sept. 11	Tulsa			DNP	
Sept. 18	at Boise State			DNP	
Sept. 25	Kansas State			DNP	
Oct. 2	Baylor			DNP	
Oct. 16	at Texas	0	0	0	0
Oct. 23	at Iowa State	0	0	0	0
Oct. 30	Kansas	0	0	0	0
Nov. 6	at West Virginia	2	8	0	6
Nov. 13	TCU	0	0	0	0
Nov. 20	at Texas Tech	1	2	0	2
Nov. 27	Oklahoma	0	0	0	0
Dec. 4	Baylor	0	0	0	0

Carter's Career Receiving Stats

Year	G	Rec.	Yds.	Avg.	TD	Long	Avg./G
2017	6	0	0	0.0	0	0	0.0
2018	13	1	20	20.0	1	20	1.5
2019	13	5	15	3.0	1	6	1.2
2020	11	8	84	10.5	1	17	7.6
2021	8	3	10	3.3	0	6	1.2
Career	51	17	129	7.5	3	20	2.5

90 Braden Cassity

Cowboy Back | 6-2 | 240 | R-Junior
Austin, Texas/Westlake

Career Highs

Receptions	2 vs. Kansas State, 2021
Receiving Yards	32 at Texas, 2021
Receiving TDs	No career receiving TDs
Long Reception	20 vs. Kansas, 2021

Cassity's 2021 Game-by-Game Receiving Stats

Date	Opponent	No.	Yds.	TD	Long
Sept. 4	Missouri State	0	0	0	0
Sept. 11	Tulsa	0	0	0	0
Sept. 18	at Boise State	0	0	0	0
Sept. 25	Kansas State	2	14	0	10
Oct. 2	Baylor	0	0	0	0
Oct. 16	at Texas	2	32	0	18
Oct. 23	at Iowa State	0	0	0	0
Oct. 30	Kansas	1	20	0	20
Nov. 6	at West Virginia			DNP	
Nov. 13	TCU			DNP	
Nov. 20	at Texas Tech			DNP	
Nov. 27	Oklahoma			DNP	
Dec. 4	Baylor			DNP	

Cassity's Career Receiving Stats

Year	G	Rec.	Yds.	Avg.	TD	Long	Avg./G
2019	13	0	0	0	0	0	0
2020	11	0	0	0	0	0	0
2021	9	5	66	13.2	0	20	7.3
Career	33	5	66	13.2	0	20	2.0



Select Offensive Players Game-by-Game Stats

28 Blaine Green

Wide Receiver | 6-1 | 215 | Freshman
Allen, Texas/Allen

Career Highs

Receptions	5 vs. Oklahoma, 2021
Receiving Yards	80 vs. TCU, 2021
Receiving TDs	1 vs. TCU, 2021
Long Reception	46 vs. TCU, 2021

Green's 2021 Game-by-Game Receiving Stats

Date	Opponent	No.	Yds.	TD	Long
Sept. 4	Missouri State	DNP			
Sept. 11	Tulsa	DNP			
Sept. 18	at Boise State	DNP			
Sept. 25	Kansas State	2	47	0	24
Oct. 2	Baylor	1	4	0	4
Oct. 16	at Texas	1	17	0	17
Oct. 23	at Iowa State	1	13	0	13
Oct. 30	Kansas	1	40	0	40
Nov. 6	at West Virginia	1	8	0	8
Nov. 13	TCU	3	80	1	46
Nov. 20	at Texas Tech	3	46	0	24
Nov. 27	Oklahoma	5	42	0	15
Dec. 4	Baylor	3	17	0	9

Green's Career Receiving Stats

Year	G	Rec.	Yds.	Avg.	TD	Long	Avg./G
2021	10	21	314	14.9	1	46	31.4
Career	10	21	314	14.9	1	46	31.4

19 Bryson Green

Wide Receiver | 6-1 | 205 | Freshman
Allen, Texas/Allen

Career Highs

Receptions	3, twice, last vs. Kansas, 2021
Receiving Yards	41 vs. Missouri State, 2021
Receiving TDs	1, twice, last vs. Kansas, 2021
Long Reception	16 vs. Tulsa, 2021

Green's 2021 Game-by-Game Receiving Stats

Date	Opponent	No.	Yds.	TD	Long
Sept. 4	Missouri State	3	41	0	14
Sept. 11	Tulsa	2	16	1	16
Sept. 18	at Boise State	0	0	0	0
Sept. 25	Kansas State	DNP			
Oct. 2	Baylor	DNP			
Oct. 16	at Texas	0	0	0	0
Oct. 23	at Iowa State	0	0	0	0
Oct. 30	Kansas	3	31	1	12
Nov. 6	at West Virginia	2	13	0	7
Nov. 13	TCU	1	21	0	21
Nov. 20	at Texas Tech	0	0	0	0
Nov. 27	Oklahoma	0	0	0	0
Dec. 4	Baylor	0	0	0	0

Green's Career Receiving Stats

Year	G	Rec.	Yds.	Avg.	TD	Long	Avg./G
2021	11	11	122	11.0	2	21	11.0
Career	11	11	122	11.0	2	21	11.0

19 Alex Hale

Kicker | 6-0 | 204 | R-Junior
Point Fredrick, New South Wales, Australia/
St. Edward's

Career Highs

Longest FG	44 vs. West Virginia, 2020
Most FG Made	3, twice, last at Kansas, 2020

Hale's 2020 Game-by-Game Kicking Stats

Date	Opponent	PAT-A	FGM-FGA	Lg	Blk
Sept. 19	Tulsa	1-1	3-3	40	0
Sept. 26	West Virginia	2-2	2-2	44	0
Oct. 3	at Kansas	5-5	3-3	27	0
Oct. 24	Iowa State	3-3	1-2	31	0
Oct. 31	Texas	4-4	2-2	34	0
Nov. 7	at Kansas State	2-2	2-2	35	0
Nov. 21	at Oklahoma		DNP		
Nov. 28	Texas Tech		DNP		
Dec. 5	at TCU		DNP		
Dec. 12	at Baylor		DNP		
Dec. 29	vs. Miami (Fla.)		DNP		

Hale's 2021 Game-by-Game Kicking Stats

Date	Opponent	PAT-A	FGM-FGA	Lg	Blk
Sept. 4	Missouri State	2-3	1-1	35	0
Sept. 11	Tulsa	4-4	0-0	0	0
Sept. 18	at Boise State	3-3	0-1	0	0
Sept. 25	Kansas State	4-4	1-3	20	0
Oct. 2	Baylor		DNP		
Oct. 16	at Texas		DNP		
Oct. 23	at Iowa State		DNP		
Oct. 30	Kansas	0-0	1-1	26	0
Nov. 6	at West Virginia		DNP		
Nov. 13	TCU	2-2	0-0	0	0
Nov. 20	at Texas Tech		DNP		
Nov. 27	Oklahoma		DNP		
Dec. 4	Baylor		DNP		

Hale's Career Kicking Stats

Year	FGM-FGA	Pct.	1-19	20-29	30-39	40-49	50+	Lg	Blk
2020	13-14	92.8	1-1	4-4	5-6	3-3	0-0	44	0
2021	3-6	50.0	0-0	2-2	1-1	0-3	0-0	35	0
Career	16-20	80.0	1-1	6-6	6-7	3-6	0-0	44	0

29 Tom Hutton

Punter | 6-3 | 201 | Junior
Newborough, Victoria, Australia/
ProKick Australia

Career Highs

Most Punts	9 at TCU, 2020
Most Punts Downed Inside 20	5 at TCU, 2020
Longest Punt	62 vs. West Virginia, 2020

Hutton's 2019 Game-by-Game Punting Stats

Date	Opponent	No.	Yds	Avg.	Long	In20	TB	50+
Aug. 30	at Oregon State	2	75	37.5	40	0	0	0
Sept. 7	McNeese	4	160	40.0	45	0	0	0
Sept. 14	at Tulsa	5	224	44.8	52	3	1	1
Sept. 21	at Texas	4	134	33.5	43	1	0	0
Sept. 28	Kansas State	4	154	38.5	44	4	0	0
Oct. 5	at Texas Tech	7	248	35.4	55	3	0	2
Oct. 19	Baylor	5	217	43.4	50	3	0	1
Oct. 26	at Iowa State	6	246	41.0	44	3	0	0
Nov. 2	TCU	6	238	39.7	50	1	0	1
Nov. 16	Kansas	5	186	37.2	48	2	0	0
Nov. 23	at West Virginia	4	136	34.0	39	1	0	0
Nov. 30	Oklahoma	1	46	46.0	46	0	0	0
Dec. 27	vs. Texas A&M	5	182	36.4	52	2	0	1

Hutton's 2020 Game-by-Game Punting Stats

Date	Opponent	No.	Yds	Avg.	Long	In20	TB	50+
Sept. 19	Tulsa	5	209	41.8	45	1	1	0
Sept. 26	West Virginia	6	269	44.8	62	3	1	1
Oct. 3	at Kansas	4	148	37.0	45	2	0	0
Oct. 24	Iowa State	6	235	39.2	49	3	0	0
Oct. 31	Texas	5	210	42.0	49	2	0	0
Nov. 7	at Kansas State	8	309	38.6	50	3	1	1
Nov. 21	at Oklahoma	6	236	39.3	48	1	0	0
Nov. 28	Texas Tech	5	216	43.2	47	4	0	0
Dec. 5	at TCU	9	348	38.7	47	5	0	0
Dec. 12	at Baylor		DNP					
Dec. 29	vs. Miami (Fla.)	5	208	41.6	55	2	0	1

Hutton's 2021 Game-by-Game Punting Stats

Date	Opponent	No.	Yds	Avg.	Long	In20	TB	50+
Sept. 4	Missouri State	7	318	45.4	52	3	1	1
Sept. 11	Tulsa	7	301	43.0	49	1	1	0
Sept. 18	at Boise State	7	268	38.3	55	3	0	1
Sept. 25	Kansas State	6	236	39.3	48	2	0	0
Oct. 2	Baylor	5	180	36.0	50	2	0	1
Oct. 16	at Texas	6	255	42.5	60	3	1	1
Oct. 23	at Iowa State	5	216	43.2	49	2	0	0
Oct. 30	Kansas	1	55	55.0	55	0	1	1
Nov. 6	at West Virginia	6	244	40.7	44	4	0	0
Nov. 13	TCU	1	38	38.0	38	1	0	0
Nov. 20	at Texas Tech	7	322	46.0	50	2	2	1
Nov. 27	Oklahoma	4	172	43.0	47	1	0	0
Dec. 4	Baylor	4	180	45.0	47	0	0	0

Hutton's Career Stats

Year	GP	No.	Yards	Avg.	Long	TB	FC	i20	50+	BK
2019	13	58	2246	38.7	55	1	29	23	6	0
2020	10	59	2388	40.5	62	3	37	26	3	0
2021	13	66	2785	42.2	60	6	30	24	6	0
Career	36	183	7419	40.5	62	10	96	73	15	0

Select Offensive Players Game-by-Game Stats

16 Shane Illingworth

Quarterback | 6-6 | 230 | Sophomore
Norco, Calif./Norco

Career Highs

Completions	22 vs. Missouri State, 2021
Attempts	40 vs. Missouri State, 2021
Yards	315 vs. Missouri State, 2021
Passing Touchdowns	3 at Kansas, 2020
Long Pass	66 at Kansas, 2020
Rushes	5 at Kansas, 2020
Rushing Yards	6 vs. Kansas, 2021
Long Rush	8 vs. Kansas, 2021

Illingworth's 2020 Game-by-Game Passing Stats

Date	Opponent	Cmp	Att	INT	Yds	TD	Long	Sack
Sept. 19	Tulsa	4	5	0	79	0	36	0
Sept. 26	West Virginia	15	21	1	139	0	32	1
Oct. 3	at Kansas	17	23	0	265	3	66	2
Oct. 24	Iowa State				DNP			
Oct. 31	Texas				DNP			
Nov. 7	at Kansas State				DNP			
Nov. 21	at Oklahoma	5	21	0	71	1	25	1
Nov. 28	Texas Tech				DNP			
Dec. 5	at TCU				DNP			
Dec. 12	at Baylor	0	0	0	0	0	0	0
Dec. 29	vs. Miami (Fla.)				DNP			

Illingworth's 2020 Game-by-Game Rushing Stats

Date	Opponent	No.	Gain	Loss	Net	TD	Long	Avg.
Sept. 19	Tulsa	1	0	3	-3	0	-3	-3.0
Sept. 26	West Virginia	4	4	4	0	0	3	0.0
Oct. 3	at Kansas	5	8	17	-9	0	4	-1.8
Oct. 24	Iowa State				DNP			
Oct. 31	Texas				DNP			
Nov. 7	at Kansas State				DNP			
Nov. 21	at Oklahoma	2	2	-8	-8	0	2	-3.0
Nov. 28	Texas Tech				DNP			
Dec. 5	at TCU				DNP			
Dec. 12	at Baylor	0	0	0	0	0	0	0
Dec. 29	vs. Miami (Fla.)				DNP			

Illingworth's 2021 Game-by-Game Passing Stats

Date	Opponent	Cmp	Att	INT	Yds	TD	Long	Sack
Sept. 4	Missouri State	22	40	1	315	1	36	1
Sept. 11	Tulsa				DNP			
Sept. 18	at Boise State				DNP			
Sept. 25	Kansas State				DNP			
Oct. 2	Baylor				DNP			
Oct. 16	at Texas				DNP			
Oct. 23	at Iowa State				DNP			
Oct. 30	Kansas	6	10	0	70	2	40	1
Nov. 6	at West Virginia				DNP			
Nov. 13	TCU				DNP			
Nov. 20	at Texas Tech				DNP			
Nov. 27	Oklahoma				DNP			
Dec. 4	Baylor				DNP			

Illingworth's 2021 Game-by-Game Rushing Stats

Date	Opponent	No.	Gain	Loss	Net	TD	Long	Avg.
Sept. 4	Missouri State	2	1	8	-7	0	1	-3.5
Sept. 11	Tulsa				DNP			
Sept. 18	at Boise State				DNP			
Sept. 25	Kansas State				DNP			
Oct. 2	Baylor				DNP			
Oct. 16	at Texas				DNP			
Oct. 23	at Iowa State				DNP			
Oct. 30	Kansas	2	8	2	6	0	8	3.0
Nov. 6	at West Virginia				DNP			
Nov. 13	TCU				DNP			
Nov. 20	at Texas Tech				DNP			
Nov. 27	Oklahoma				DNP			
Dec. 4	Baylor				DNP			

Illingworth's Career Passing Stats

Year	G	Effic	Cmp-Att-Int	Pct	Yds	TD	Lng	Avg/G
2020	5	141.0	41-70-1	58.5	554	4	66	110.8
2021	2	136.48	28-50-1	56.0	385	3	40	192.5
Career	7	139.1	69-120-2	57.5	939	7	66	134.1

Illingworth's Career Rushing Stats

Year	G	Att.	Gain	Loss	Net	Avg.	TD	Long	Avg./G
2020	5	12	13	32	-18	-1.5	0	4	-3.6
2021	2	4	9	10	-1	-0.2	0	8	-0.5
Career	7	16	22	42	-20	-1.2	0	8	-2.8

27 Dezmon Jackson

Running Back | 5-11 | 220 | R-Senior
El Dorado, Ark./Parkers Chapel/Hutchinson CC

Career Highs

Rushes	36 vs. Texas Tech, 2020
Rushing Yards	235 vs. Texas Tech, 2020
Rushing TD	3 vs. Texas Tech, 2020
Long Rush	34 at Kansas, 2020
Receptions	7 vs. Baylor, 2021
Receiving Yards	39 vs. Baylor, 2021
Long Reception	16 vs. Baylor, 2021

Jackson's 2020 Game-by-Game Rushing Stats

Date	Opponent	No.	Gain	Loss	Net	TD	Long	Avg.
Sept. 19	Tulsa	0	0	0	0	0	0	0.0
Sept. 26	West Virginia	3	10	0	10	0	4	3.3
Oct. 3	at Kansas	10	91	0	91	0	34	9.1
Oct. 24	Iowa State	0	0	0	0	0	0	0.0
Oct. 31	Texas	0	0	0	0	0	0	0.0
Nov. 7	at Kansas State	2	8	0	8	0	5	4.0
Nov. 21	at Oklahoma	3	26	0	26	0	25	8.7
Nov. 28	Texas Tech	36	235	0	235	3	23	6.5
Dec. 5	at TCU	29	118	0	118	1	26	4.1
Dec. 12	at Baylor	10	38	0	38	0	13	3.8
Dec. 29	vs. Miami (Fla.)	7	34	13	21	0	29	3.0

Jackson's 2020 Game-by-Game Receiving Stats

Date	Opponent	No.	Yds.	TD	Long
Sept. 19	Tulsa	0	0	0	0
Sept. 26	West Virginia	0	0	0	0
Oct. 3	at Kansas	0	0	0	0
Oct. 24	Iowa State	0	0	0	0
Oct. 31	Texas	0	0	0	0
Nov. 7	at Kansas State	0	0	0	0
Nov. 21	at Oklahoma	1	0	0	0
Nov. 28	Texas Tech	2	10	0	8
Dec. 5	at TCU	1	-1	0	0
Dec. 12	at Baylor	1	5	0	5
Dec. 29	vs. Miami (Fla.)	0	0	0	0

Jackson's 2021 Game-by-Game Rushing Stats

Date	Opponent	No.	Gain	Loss	Net	TD	Long	Avg.
Sept. 4	Missouri State	3	14	0	14	0	7	4.7
Sept. 11	Tulsa	3	8	2	6	0	4	2.0
Sept. 18	at Boise State				DNP			
Sept. 25	Kansas State				DNP			
Oct. 2	Baylor				DNP			
Oct. 16	at Texas				DNP			
Oct. 23	at Iowa State				DNP			
Oct. 30	Kansas				DNP			
Nov. 6	at West Virginia	1	3	0	3	0	3	3.0
Nov. 13	TCU	15	70	2	68	2	11	4.5
Nov. 20	at Texas Tech	7	23	6	17	0	8	2.4
Nov. 27	Oklahoma				DNP			
Dec. 4	Baylor	19	38	7	31	0	10	1.6

Jackson's 2021 Game-by-Game Receiving Stats

Date	Opponent	No.	Yds.	TD	Long
Sept. 4	Missouri State	0	0	0	0
Sept. 11	Tulsa	0	0	0	0
Sept. 18	at Boise State				DNP
Sept. 25	Kansas State				DNP
Oct. 2	Baylor				DNP
Oct. 2	at Texas				DNP
Oct. 23	at Iowa State				DNP
Oct. 30	Kansas				DNP
Nov. 6	at West Virginia	0	0	0	0
Nov. 13	TCU	0	0	0	0
Nov. 20	at Texas Tech	0	0	0	0
Nov. 27	Oklahoma				DNP
Dec. 4	Baylor	7	39	0	16

Jackson's Career Rushing Stats

Year	G	Att.	Gain	Loss	Net	Avg.	TD	Long	Avg./G
2019	2	0	0	0	0	0.0	0	0	0.0
2020	11	100	560	13	547	5.5	4	34	49.7
2021	6	48	156	17	139	2.9	2	11	23.1
Career	19	148	716	30	686	4.6	6	34	36.1

Jackson's Career Receiving Stats

Year	G	Rec.	Yds.	Avg.	TD	Long	Avg./G
2019	2	1	9	9.0	0	9	4.5
2020	11	5	14	2.8	0	8	1.3
2021	6	7	39	5.5	0	16	6.5
Career	19	13	62	4.7	0	16	3.2

8 Braydon Johnson

Wide Receiver | 6-0 | 200 | R-Senior
Arlington, Texas/Bowie

Career Highs

Receptions	5 vs. Texas A&M, 2019
Receiving Yards	124 vs. Texas A&M, 2019
Long Reception	69 vs. McNeese, 2019

Johnson's 2018 Game-by-Game Receiving Stats

Date	Opponent	No.	Yds.	TD	Long
Aug. 30	Missouri State	0	0	0	0
Sept. 8	South Alabama	0	0	0	0
Sept. 15	Boise State	0	0	0	0
Sept. 22	Texas Tech	0	0	0	0
Sept. 29	at Kansas	0	1	0	0
Oct. 6	Iowa State	0	0	0	0
Oct. 13	at Kansas State				DNP
Oct. 27	Texas	1	6	0	6
Nov. 3	at Baylor	1	0	0	0
Nov. 10	at Oklahoma				DNP
Nov. 17	West Virginia	0	0	0	0
Nov. 24	at TCU	0	0	0	0
Dec. 31	vs. Missouri	0	0	0	0

Johnson's 2019 Game-by-Game Receiving Stats

Date	Opponent	No.	Yds.	TD	Long
Aug. 30	at Oregon State	0	0	0	0
Sept. 7	McNeese	1	69	1	69
Sept. 14	at Tulsa	1	2	0	2
Sept. 21	at Texas	1	55	0	55
Sept. 28	Kansas State	0	0	0	0
Oct. 5	at Texas Tech	2	16	0	10
Oct. 19	Baylor	2	13	0	8
Oct. 26	at Iowa State	3	66	1	50
Nov. 2	TCU	1	47	0	47
Nov. 16	Kansas	0	0	0	0
Nov. 23	at West Virginia	3	22	0	9



Select Offensive Players Game-by-Game Stats

Johnson's 2020 Game-by-Game Receiving Stats

Date	Opponent	No.	Yds.	TD	Long
Sept. 19	Tulsa	1	1	0	1
Sept. 26	West Virginia	2	13	0	10
Oct. 3	at Kansas	4	74	1	66
Oct. 24	Iowa State	1	14	0	14
Oct. 31	Texas	3	52	0	41
Nov. 7	at Kansas State	0	0	0	0
Nov. 21	at Oklahoma	2	19	0	13
Nov. 28	Texas Tech	4	36	0	15
Dec. 5	at TCU	1	28	0	28
Dec. 12	at Baylor	2	11	0	8
Dec. 29	vs. Miami (Fla.)	0	0	0	0

Johnson's 2021 Game-by-Game Receiving Stats

Date	Opponent	No.	Yds.	TD	Long
Sept. 4	Missouri State	2	2	0	3
Sept. 11	Tulsa	DNP			
Sept. 18	at Boise State	DNP			
Sept. 25	Kansas State	DNP			
Oct. 2	Baylor	DNP			
Oct. 16	at Texas	DNP			
Oct. 23	at Iowa State	DNP			
Oct. 30	Kansas	DNP			
Nov. 6	at West Virginia	DNP			
Nov. 13	TCU	DNP			
Nov. 20	at Texas Tech	DNP			
Nov. 27	Oklahoma	DNP			
Dec. 4	Baylor	DNP			

Johnson's Career Receiving Stats

Year	G	Rec.	Yds.	Avg.	TD	Long	Avg./G
2018	11	2	7	3.5	0	6	0.6
2019	13	23	491	21.3	4	69	37.8
2020	11	20	248	12.4	1	66	22.5
2021	1	2	2	1.0	0	3	2.0
Career	36	47	748	15.9	5	69	20.7

1 Tay Martin

Wide Receiver | 6-3 | 186 | R-Senior
Houma, La./Ellender Memorial/Washington State

Career Highs

Receptions 13 vs. Eastern Wash., 2018 (WSU)
Receiving Yards 149 vs. Eastern Wash., 2018 (WSU)
Long Reception 58 vs. Air Force, 2019 (WSU)

Martin's 2017 Game-by-Game Receiving Stats

Date	Opponent	No.	Yds.	TD	Long
Sept. 2	Montana St.	1	4	0	4
Sept. 9	Boise St.	1	5	0	5
Sept. 16	Oregon St.	2	11	0	6
Sept. 23	Nevada	1	14	0	14
Sept. 29	Southern California	1	6	0	6
Oct. 7	at Oregon	0	0	0	0
Oct. 13	at California	0	0	0	0
Oct. 21	Colorado	4	78	1	50
Oct. 28	at Arizona	3	67	2	49
Nov. 4	Stanford	5	40	0	17
Nov. 11	at Utah	1	20	0	20
Nov. 25	at Washington	5	70	1	33
Dec. 28	vs. Michigan St.	7	51	2	15

Martin's 2018 Game-by-Game Receiving Stats

Date	Opponent	No.	Yds.	TD	Long
Sept. 1	at Wyoming	5	73	0	31
Sept. 8	San Jose St.	6	68	2	36
Sept. 15	Eastern Wash.	13	149	1	21
Sept. 21	at Southern Cal.	3	1	0	3
Sept. 29	Utah	5	30	1	11

Oct. 6	at Oregon St.	8	119	2	38
Oct. 20	Oregon	6	25	0	12
Oct. 27	at Stanford	5	13	1	7
Nov. 3	California	1	1	0	1
Nov. 10	at Colorado	3	34	0	23
Nov. 17	Arizona	7	124	1	50
Nov. 23	Washington	3	13	0	5
Dec. 28	vs. Iowa St.	4	35	0	20

Martin's 2019 Game-by-Game Receiving Stats

Date	Opponent	No.	Yds.	TD	Long
Aug. 31	New Mexico St.	5	57	0	32
Sept. 7	Northern Colo.	3	38	1	25
Sept. 13	vs. Houston	5	76	0	33
Sept. 21	UCLA	7	67	1	21
Sept. 28	at Utah	1	4	0	4
Oct. 12	at Arizona St.	0	0	0	0
Oct. 19	Colorado	3	-6	1	1
Oct. 26	at Oregon	2	59	0	48
Nov. 9	at California	4	66	0	28
Nov. 16	Stanford	4	76	1	30
Nov. 23	Oregon St.	5	61	0	24
Nov. 29	at Washington	3	8	0	5
Dec. 27	vs. Air Force	1	58	0	58

Martin's 2020 Game-by-Game Receiving Stats

Date	Opponent	No.	Yds.	TD	Long
Sept. 19	Tulsa	0	0	0	0
Sept. 26	West Virginia	3	19	0	12
Oct. 3	at Kansas	0	0	0	0
Oct. 24	Iowa State	DNP			
Oct. 31	Texas	0	0	0	0
Nov. 7	at Kansas State	DNP			
Nov. 21	at Oklahoma	DNP			
Nov. 28	Texas Tech	1	3	0	3
Dec. 5	at TCU	2	26	0	20
Dec. 12	at Baylor	3	28	0	18
Dec. 29	vs. Miami	6	73	0	35

Martin's 2021 Game-by-Game Receiving Stats

Date	Opponent	No.	Yds.	TD	Long
Sept. 4	Missouri State	6	107	1	27
Sept. 11	Tulsa	0	0	0	0
Sept. 18	at Boise State	DNP			
Sept. 25	Kansas State	9	100	1	20
Oct. 2	Baylor	6	110	0	26
Oct. 16	at Texas	6	48	0	20
Oct. 23	at Iowa State	4	80	1	25
Oct. 30	Kansas	5	84	1	36
Nov. 6	at West Virginia	7	63	2	18
Nov. 13	TCU	4	43	0	17
Nov. 20	at Texas Tech	7	130	0	38
Nov. 27	Oklahoma	7	89	1	30
Dec. 4	Baylor	9	88	0	17

Martin's Career Receiving Stats

Year	G	Rec.	Yds.	Avg.	TD	Long	Avg./G
2017(WSU)	13	31	366	11.8	6	50	28.2
2018(WSU)	13	69	685	9.9	8	50	52.7
2019(WSU)	13	43	564	13.1	4	58	43.4
2020	8	15	149	9.9	0	35	18.6
2021	12	70	942	13.4	7	38	78.5
Career	59	228	2,706	11.8	25	58	45.8

10 Rashod Owens

Wide Receiver | 6-2 | 200 | R-Freshman
San Antonio, Texas/Roosevelt

Owens' 2020 Game-by-Game Receiving Stats

Date	Opponent	No.	Yds.	TD	Long
Sept. 19	Tulsa	DNP			
Sept. 26	West Virginia	2	19	0	15
Oct. 3	at Kansas	DNP			
Oct. 24	Iowa State	DNP			
Oct. 31	Texas	DNP			
Nov. 7	at Kansas State	DNP			
Nov. 21	at Oklahoma	DNP			
Nov. 28	Texas Tech	DNP			
Dec. 5	at TCU	0	0	0	0
Dec. 12	at Baylor	0	0	0	0
Dec. 29	vs. Miami (Fla.)	0	0	0	0

Owens' 2021 Game-by-Game Receiving Stats

Date	Opponent	No.	Yds.	TD	Long
Sept. 4	Missouri State	1	28	0	28
Sept. 11	Tulsa	0	0	0	0
Sept. 18	at Boise State	2	34	0	18
Sept. 25	Kansas State	3	49	0	18
Oct. 2	Baylor	3	53	1	32
Oct. 16	at Texas	4	27	0	12
Oct. 23	at Iowa State	3	41	0	22
Oct. 30	Kansas	0	0	0	0
Nov. 6	at West Virginia	DNP			
Nov. 13	TCU	DNP			
Nov. 20	at Texas Tech	0	0	0	0
Nov. 27	Oklahoma	DNP			
Dec. 4	Baylor	DNP			

Owens' Career Receiving Stats

Year	G	Rec.	Yds.	Avg.	TD	Long	Avg./G
2020	4	2	19	9.5	0	15	4.8
2021	9	16	232	14.5	1	32	25.7
Career	13	18	251	13.9	1	32	19.3

59 Brady Pohl

Kicker | 6-2 | 207 | R-Sophomore
Kansas City, Mo./Liberty North

Career Highs

Longest FG 38 at Oklahoma, 2020
Most FG Made 2 at Oklahoma, 2020

Pohl's 2020 Game-by-Game Kicking Stats

Date	Opponent	PAT-A	FGM-FGA	Lg	Blk
Sept. 19	Tulsa		DNP		
Sept. 26	West Virginia		DNP		
Oct. 3	at Kansas	0-0	1-1	24	0
Oct. 24	Iowa State		DNP		
Oct. 31	Texas		DNP		
Nov. 7	at Kansas State		DNP		
Nov. 21	at Oklahoma	1-1	2-2	38	0
Nov. 28	Texas Tech	6-7	0-1	0	0
Dec. 5	at TCU	0-0	1-3	31	0
Dec. 12	at Baylor	6-6	0-0	0	0
Dec. 29	vs. Miami (Fla.)	4-5	1-2	26	0

Pohl's 2021 Game-by-Game Kicking Stats

Date	Opponent	PAT-A	FGM-FGA	Lg	Blk
Sept. 4	Missouri State	0-0	0-0	0	0
Sept. 11	Tulsa		DNP		
Sept. 18	at Boise State		DNP		
Sept. 25	Kansas State		DNP		
Oct. 2	Baylor		DNP		
Oct. 16	at Texas		DNP		



Select Offensive Players Game-by-Game Stats

Oct. 23	at Iowa State		DNP		
Oct. 30	Kansas	0-0	0-0	0	0
Nov. 6	at West Virginia		DNP		
Nov. 13	TCU	0-0	0-0	0	0
Nov. 20	at Texas Tech		DNP		
Nov. 27	Oklahoma		DNP		
Dec. 4	Baylor		DNP		

Pohl's Career Kicking Stats

Year	FGM-FGA	Pct.	1-19	20-29	30-39	40-49	50+	Lg	Blk
2020	5-9	55.6	0-0	2-2	3-6	0-1	0-0	38	0
2021	0-0	0.0	0-0	0-0	0-0	0-0	0-0	0	0
Career	5-9	55.6	0-0	2-2	3-6	0-1	0-0	38	0

80 Brennan Presley

Wide Receiver | 5-8 | 175 | Sophomore
Tulsa, Okla./Bixby

Career Highs

Receptions	6, 4x, last at West Virginia, 2021
Receiving Yards	118 vs. Miami, 2020
Receiving Touchdowns	3, vs. Miami, 2020
Long Reception	42, at Iowa State, 2021
Long Rush	17, at Texas, 2021
Long Kickoff Return	100 vs. Oklahoma, 2021
Long Punt Return	15, vs. Baylor, 2020
All-Purpose Yards	174 vs. Oklahoma, 2021

Presley's 2020 Game-by-Game Receiving Stats

Date	Opponent	No.	Yds.	TD	Long
Sept. 19	Tulsa	0	0	0	0
Sept. 26	West Virginia	0	0	0	0
Oct. 3	at Kansas	0	0	0	0
Oct. 24	Iowa State	0	0	0	0
Oct. 31	Texas		DNP		
Nov. 7	at Kansas State	0	0	0	0
Nov. 21	at Oklahoma	1	7	0	7
Nov. 28	Texas Tech	0	0	0	0
Dec. 5	at TCU	0	0	0	0
Dec. 12	at Baylor	0	0	0	0
Dec. 29	vs. Miami (Fla.)	6	118	3	32

Presley's 2021 Game-by-Game Receiving Stats

Date	Opponent	No.	Yds.	TD	Long
Sept. 4	Missouri State	4	68	0	33
Sept. 11	Tulsa	4	35	0	22
Sept. 18	at Boise State	1	22	0	14
Sept. 25	Kansas State	2	53	1	33
Oct. 2	Baylor	1	10	0	10
Oct. 16	at Texas	3	30	1	14
Oct. 23	at Iowa State	6	84	2	42
Oct. 30	Kansas	2	6	1	4
Nov. 6	at West Virginia	6	53	0	18
Nov. 13	TCU	6	61	0	24
Nov. 20	at Texas Tech	0	0	0	0
Nov. 27	Oklahoma	3	40	0	22
Dec. 4	Baylor	2	20	0	11

Presley's Career Receiving Stats

Year	G	Rec.	Yds.	Avg.	TD	Long	Avg./G
2020	10	7	125	17.9	3	32	12.5
2021	13	40	482	12.0	5	42	37.0
Career	23	47	607	12.9	8	42	26.3

20 Dominic Richardson

Running Back | 6-0 | 210 | Sophomore
Oklahoma City, Okla./Bishop McGuinness

Career Highs

Rushes	23 at Baylor, 2020
Rushing Yards	169 at Baylor, 2020
Rushing Touchdowns	3 at Baylor, 2020
Long Rush	53 at Baylor, 2020
Receptions	2, twice, last vs. Baylor, 2021
Receiving Yards	24 at Texas, 2021
Long Reception	24 at Texas, 2021

Richardson's 2020 Game-by-Game Rushing Stats

Date	Opponent	No.	Gain	Loss	Net	TD	Long	Avg.
Sept. 19	Tulsa				DNP			
Sept. 26	West Virginia				DNP			
Oct. 3	at Kansas	12	30	3	27	0	6	2.3
Oct. 24	Iowa State				DNP			
Oct. 31	Texas				DNP			
Nov. 7	at Kansas State	0	0	0	0	0	0	0.0
Nov. 21	at Oklahoma	0	0	0	0	0	0	0.0
Nov. 28	Texas Tech	2	13	0	13	0	7	6.5
Dec. 5	at TCU	0	0	0	0	0	0	.0
Dec. 12	at Baylor	23	174	5	169	3	53	7.3
Dec. 29	vs. Miami (Fla.)	7	16	2	14	0	6	2.0

Richardson's 2020 Game-by-Game Receiving Stats

Date	Opponent	No.	Yds.	TD	Long
Sept. 19	Tulsa				DNP
Sept. 26	West Virginia				DNP
Oct. 3	at Kansas	0	0	0	0.0
Oct. 24	Iowa State				DNP
Oct. 31	Texas				DNP
Nov. 7	at Kansas State	0	0	0	0.0
Nov. 21	at Oklahoma	0	0	0	0.0
Nov. 28	Texas Tech	1	12	0	12
Dec. 5	at TCU	0	0	0	0.0
Dec. 12	at Baylor	0	0	0	0.0
Dec. 29	vs. Miami (Fla.)	0	0	0	0.0

Richardson's 2021 Game-by-Game Rushing Stats

Date	Opponent	No.	Gain	Loss	Net	TD	Long	Avg.
Sept. 4	Missouri State	0	0	0	0	0	0	0
Sept. 11	Tulsa	4	18	0	18	0	13	4.5
Sept. 18	at Boise State	2	4	0	4	0	4	2.0
Sept. 25	Kansas State	5	6	0	6	0	3	1.2
Oct. 2	Baylor	8	34	1	33	0	8	4.1
Oct. 16	at Texas	3	1	1	0	0	1	0.0
Oct. 23	at Iowa State	2	7	0	7	0	4	3.5
Oct. 30	Kansas	11	82	3	79	1	16	7.2
Nov. 6	at West Virginia	3	11	0	11	0	5	3.7
Nov. 13	TCU	12	134	0	134	2	28	11.2
Nov. 20	at Texas Tech	20	87	3	84	0	16	4.2
Nov. 27	Oklahoma	1	0	8	-8	0	0	-8.0
Dec. 4	Baylor	7	9	7	2	1	4	0.3

Richardson's 2021 Game-by-Game Receiving Stats

Date	Opponent	No.	Yds.	TD	Long
Sept. 4	Missouri State	0	0	0	0
Sept. 11	Tulsa	1	7	0	7
Sept. 18	at Boise State	1	-5	0	0
Sept. 25	Kansas State	0	0	0	0
Oct. 2	Baylor	0	0	0	0
Oct. 16	at Texas	1	24	0	24
Oct. 23	at Iowa State	0	0	0	0
Oct. 30	Kansas	0	0	0	0
Nov. 6	at West Virginia	0	0	0	0
Nov. 13	TCU	0	0	0	0
Nov. 20	at Texas Tech	2	20	0	11
Nov. 27	Oklahoma	0	0	0	0
Dec. 4	Baylor	2	8	0	8

Richardson's Career Rushing Stats

Year	G	Att.	Gain	Loss	Net	Avg.	TD	Long	Avg./G
2020	7	44	233	10	223	5.1	3	53	31.9
2021	13	78	393	23	370	4.7	4	28	28.4
Career	20	122	626	33	593	4.8	7	53	29.6

Richardson's Career Receiving Stats

Year	G	Rec.	Yds.	Avg.	TD	Long	Avg./G
2020	7	1	12	12.0	0	12	1.7
2021	13	7	54	7.7	0	24	4.1
Career	20	8	66	8.2	0	24	3.3

17 John Paul Richardson

Wide Receiver | 6-0 | 180 | Freshman
Missouri City, Texas/Ridge Point

Career Highs

Receptions	6 at Texas Tech, 2021
Receiving Yards	41 at Texas Tech, 2021
Receiving TDs	1, twice, last at Texas Tech, 2021
Long Reception	14 at Texas Tech, 2021

Richardson's 2021 Game-by-Game Receiving Stats

Date	Opponent	No.	Yds.	TD	Long
Sept. 4	Missouri State				DNP
Sept. 11	Tulsa	2	11	0	6
Sept. 18	at Boise State	0	0	0	0
Sept. 25	Kansas State	0	0	0	0
Oct. 2	Baylor				DNP
Oct. 16	at Texas				DNP
Oct. 23	at Iowa State				DNP
Oct. 30	Kansas	4	18	1	6
Nov. 6	at West Virginia	0	0	0	0
Nov. 13	TCU	2	23	0	13
Nov. 20	at Texas Tech	6	41	1	14
Nov. 27	Oklahoma	0	0	0	0
Dec. 4	Baylor	5	33	0	13

Richardson's Career Receiving Stats

Year	G	Rec.	Yds.	Avg.	TD	Long	Avg./G
2021	9	19	126	6.6	2	14	14.0
Career	9	19	126	6.6	2	14	14.0

3 Spencer Sanders

Quarterback | 6-1 | 210 | R-Junior
Denton, Texas/Ryan

Career Highs

Completions	31 vs. Baylor, 2021
Attempts	46 vs. Baylor, 2021
Yards	400 vs. Texas, 2020
Passing TD	4, twice, last vs. Miami, 2020
Long Pass	90 at Tulsa, 2019
Rushes	18 at Texas, 2019
Rushing Yards	109, twice, last at Texas, 2019
Rushing Touchdowns	1, 10x, last vs. Oklahoma, 2021
Long Rush	37 vs. Tulsa, 2021

Sanders' 2019 Game-by-Game Passing Stats

Date	Opponent	CmpAtt	INT	Yds	TD	Long	Sack
Aug. 30	at Oregon State	19	24	0	203	3	36
Sept. 7	McNeese	12	18	0	250	3	75
Sept. 14	at Tulsa	12	22	1	169	1	90
Sept. 21	at Texas	19	32	2	268	0	55
Sept. 28	Kansas State	16	25	2	153	1	53
Oct. 5	at Texas Tech	22	37	3	290	2	73
Oct. 19	Baylor	18	32	1	157	1	29
Oct. 26	at Iowa State	16	24	1	249	2	71

Select Offensive Players Game-by-Game Stats

Nov. 2	TCU	9	15	1	158	2	57	3
Nov. 16	Kansas	12	18	0	168	1	51	0
Nov. 23	at West Virginia				DNP			
Nov. 30	Oklahoma				DNP			
Dec. 27	vs. Texas A&M	0	0	0	0	0	0	0

Sanders' 2019 Game-by-Game Rushing Stats

Date	Opponent	No.	Gain	Loss	Net	TD	Long	Avg.
Aug. 30	at Oregon State	13	119	10	109	0	30	8.4
Sept. 7	McNeese	12	62	11	51	0	11	4.2
Sept. 14	at Tulsa	9	65	6	59	1	27	6.6
Sept. 21	at Texas	18	118	9	109	1	33	6.1
Sept. 28	Kansas State	14	76	24	52	0	29	3.7
Oct. 5	at Texas Tech	19	82	36	46	0	20	2.4
Oct. 19	Baylor	14	49	18	31	0	9	2.2
Oct. 26	at Iowa State	8	46	3	43	0	20	5.4
Nov. 2	TCU	19	106	18	88	0	23	4.6
Nov. 16	Kansas	11	42	5	37	0	14	3.4
Nov. 23	at West Virginia				DNP			
Nov. 30	Oklahoma				DNP			
Dec. 27	vs. Texas A&M	2	3	0	3	0	3	1.5

Sanders' 2020 Game-by-Game Passing Stats

Date	Opponent	Cmp	Att	INT	Yds	TD	Long	Sack
Sept. 19	Tulsa	2	2	0	23	0	17	2
Sept. 26	West Virginia				DNP			
Oct. 3	at Kansas				DNP			
Oct. 24	Iowa State	20	29	2	235	1	40	0
Oct. 31	Texas	27	39	1	400	4	41	5
Nov. 7	at Kansas State	14	23	0	108	0	22	3
Nov. 21	at Oklahoma	10	19	1	97	0	14	3
Nov. 28	Texas Tech	19	31	1	222	1	40	1
Dec. 5	at TCU	16	34	1	270	1	55	0
Dec. 12	at Baylor	20	30	2	347	3	75	2
Dec. 29	vs. Miami	27	40	0	305	4	35	2

Sanders' 2020 Game-by-Game Rushing Stats

Date	Opponent	No.	Gain	Loss	Net	TD	Long	Avg.
Sept. 19	Tulsa	5	22	13	9	0	16	9.0
Sept. 26	West Virginia				DNP			
Oct. 3	at Kansas				DNP			
Oct. 24	Iowa State	15	82	11	71	1	20	4.7
Oct. 31	Texas	16	55	44	11	0	35	0.7
Nov. 7	at Kansas State	12	39	30	9	0	18	0.8
Nov. 21	at Oklahoma	5	7	16	-9	0	5	-1.8
Nov. 28	Texas Tech	15	87	9	78	1	33	5.2
Dec. 5	at TCU	11	43	13	30	0	13	2.7
Dec. 12	at Baylor	9	39	14	25	0	11	2.8
Dec. 29	vs. Miami	13	66	21	45	0	14	3.5

Sanders' 2021 Game-by-Game Passing Stats

Date	Opponent	Cmp	Att	INT	Yds	TD	Long	Sack
Sept. 4	Missouri State				DNP			
Sept. 11	Tulsa	15	26	1	173	2	28	1
Sept. 18	at Boise State	6	13	0	82	0	24	2
Sept. 25	Kansas State	22	34	0	344	2	52	1
Oct. 2	Baylor	13	23	3	182	1	32	1
Oct. 16	at Texas	19	32	1	178	1	24	1
Oct. 23	at Iowa State	15	24	0	225	3	42	3
Oct. 30	Kansas	12	19	0	157	2	36	0
Nov. 6	at West Virginia	21	31	1	182	2	28	1
Nov. 13	TCU	17	25	0	235	1	46	0
Nov. 20	at Texas Tech	19	37	0	239	1	38	0
Nov. 27	Oklahoma	19	30	2	214	1	30	1
Dec. 4	Baylor	31	46	4	257	0	26	2

Sanders' 2021 Game-by-Game Rushing Stats

Date	Opponent	No.	Gain	Loss	Net	TD	Long	Avg.
Sept. 4	Missouri State				DNP			
Sept. 11	Tulsa	10	81	19	62	0	37	6.2
Sept. 18	at Boise State	15	52	12	40	1	10	2.7
Sept. 25	Kansas State	9	21	3	18	1	11	2.0

Oct. 2	Baylor	12	80	4	76	0	25	6.3
Oct. 16	at Texas	10	35	15	20	1	15	2.0
Oct. 23	at Iowa State	11	44	15	29	0	18	2.6
Oct. 30	Kansas	7	53	0	53	1	18	7.6
Nov. 6	at West Virginia	10	28	10	18	0	11	1.8
Nov. 13	TCU	10	53	0	53	0	12	5.3
Nov. 20	at Texas Tech	6	48	0	48	1	16	8.0
Nov. 27	Oklahoma	16	102	9	93	1	37	5.8
Dec. 4	Baylor	19	38	7	31	0	10	2.5

Sanders' Career Passing Stats

Year	G	Effic	Cmp-Att-Int	Pct	Yds	TD	Lng	Avg/G
2019	11	145.45	155-247-11	62.8	2065	16	90	187.7
2020	9	143.23	155-247-8	62.8	2007	14	75	223.0
2021	12	130.53	209-341-12	61.2	2468	16	52	205.6
Career	32	138.87	519-834-31	62.2	6540	46	90	204.3

Sanders' Career Rushing Stats

Year	G	Att.	Gain	Loss	Net	Avg.	TD	Long	Avg/G
2019	11	139	768	140	628	4.5	2	33	57.1
2020	9	101	440	171	269	2.7	2	35	29.9
2021	12	129	651	108	543	4.8	6	37	45.2
Career	32	369	1859	419	1440	3.9	10	37	45.0

7 Jaylen Warren

*Running Back | 5-8 | 215 | R-Senior
Salt Lake City, Utah/East/Snow College/Utah State*

Career Highs

Rushes	36 vs. Baylor, 2021
Rushing Yards	218 at Boise State, 2021
Rushing Touchdowns	3 vs. TCU, 2021
Long Rush	86 vs. Fresno State, 2020
Receptions	4 vs. Kansas State, 2021
Receiving Yards	81 vs. Kansas State, 2021
Long Reception	52 vs. Kansas State, 2021

Warren's 2019 Game-by-Game Rushing Stats (at Utah State)

Date	Opponent	No.	Gain	Loss	Net	TD	Long	Avg.
Aug. 30	at Wake Forest	19	143	2	141	1	59	7.4
Sept. 7	Stony Brook	9	106	1	105	2	54	11.7
Sept. 21	at San Diego State	17	75	1	74	1	15	4.4
Sept. 28	Colorado State	5	15	0	15	0	5	3.0
Oct. 5	at LSU				DNP			
Oct. 19	Nevada	12	74	1	73	0	25	6.1
Oct. 26	at Air Force	2	4	0	4	0	2	2.0
Nov. 2	Brigham Young	2	3	1	2	0	3	1.0
Nov. 9	at Fresno State	12	36	6	30	1	9	2.5
Nov. 16	Wyoming	10	38	0	38	0	16	3.8
Nov. 23	Boise State	8	39	0	39	0	13	4.9
Nov. 30	at New Mexico	10	40	0	40	0	11	4.0
Dec. 20	Kent State	6	13	5	8	0	5	1.3

Warren's 2019 Game-by-Game Receiving Stats (at Utah State)

Date	Opponent	No.	Yds.	TD	Long
Aug. 30	at Wake Forest	1	1	0	1
Sept. 7	Stony Brook	2	27	0	25
Sept. 21	at San Diego State	3	40	0	30
Sept. 28	Colorado State	1	9	0	9
Oct. 5	at LSU				DNP
Oct. 19	Nevada	1	11	0	11
Oct. 26	at Air Force	1	31	0	31
Nov. 2	Brigham Young	0	0	0	0
Nov. 9	at Fresno State	2	31	0	26
Nov. 16	Wyoming	0	0	0	0
Nov. 23	Boise State	1	2	0	2
Nov. 30	at New Mexico	2	4	0	2
Dec. 20	Kent State	1	26	0	26

Warren's 2020 Game-by-Game Rushing Stats (at Utah State)

Date	Opponent	No.	Gain	Loss	Net	TD	Long	Avg.
Oct. 24	at Boise State	23	94	5	89	2	22	3.9
Oct. 31	San Diego State				DNP			
Nov. 5	at Nevada	7	29	2	27	0	7	3.9
Nov. 14	Fresno State	9	142	6	136	1	86	15.1
Nov. 26	New Mexico				DNP			
Dec. 3	Air Force				DNP			

Warren's 2020 Game-by-Game Receiving Stats (at Utah State)

Date	Opponent	No.	Yds.	TD	Long
Oct. 24	at Boise State	0	0	0	0
Oct. 31	San Diego State				DNP
Nov. 5	at Nevada	2	6	0	5
Nov. 14	Fresno State	3	27	0	11
Nov. 26	New Mexico				DNP
Dec. 3	Air Force				DNP

Warren's 2021 Game-by-Game Rushing Stats

Date	Opponent	No.	Gain	Loss	Net	TD	Long	Avg.
Sept. 4	Missouri State	6	13	4	9	1	5	1.5
Sept. 11	Tulsa	14	45	8	37	1	11	2.6
Sept. 18	at Boise State	32	223	5	218	2	75	6.8
Sept. 25	Kansas State	27	127	4	123	0	19	4.6
Oct. 2	Baylor	36	134	9	125	2	21	3.5
Oct. 16	at Texas	33	198	5	193	0	29	5.8
Oct. 23	at Iowa State	18	77	1	76	0	13	4.2
Oct. 30	Kansas	9	69	0	69	0	23	7.7
Nov. 6	at West Virginia	16	81	3	78	1	18	4.9
Nov. 13	TCU	17	113	0	113	3	43	6.6
Nov. 20	at Texas Tech	12	41	4	37	0	13	3.1
Nov. 27	Oklahoma	17	68	12	56	1	24	3.3
Dec. 4	Baylor	0	0	0	0	0	0	0

Warren's 2021 Game-by-Game Receiving Stats

Date	Opponent	No.	Yds.	TD	Long
Sept. 4	Missouri State	2	15	0	12
Sept. 11	Tulsa	1	21	0	21
Sept. 18	at Boise State	0	0	0	0
Sept. 25	Kansas State	4	81	0	52
Oct. 2	Baylor	2	5	0	7
Oct. 16	at Texas	2	0	0	1
Oct. 23	at Iowa State	1	7	0	7
Oct. 30	Kansas	1	19	0	19
Nov. 6	at West Virginia	2	9	0	9
Nov. 13	TCU	1	7	0	7
Nov. 20	at Texas Tech	0	0	0	0
Nov. 27	Oklahoma	3	27	0	15
Dec. 4	Baylor	0	0	0	0

Warren's Career Rushing Stats

Year	G	Att.	Gain	Loss	Net	Avg.	TD	Long	Avg/G
2019(USU)	12	112	586	17	569	5.1	5	59	47.4
2020(USU)	3	39	265	13	252	6.5	3	86	84.0
2021	13	237	1189	55	1134	4.8	11	75	87.2
Career	28	388	2040	85	1955	5.0	19	86	69.8

Warren's Career Receiving Stats

Year	G	Rec.	Yds.	Avg.	TD	Long	Avg/G
2019(USU)	12	15	182	12.1	0	31	15.2
2020(USU)	3	5	33	6.6	0	11	11.0
2021	13	19	191	10.0	0	52	14.7
Career	28	39	405	10.3	0	52	14.4



Select Defensive Players Game-by-Game Stats

95 Israel Antwine

*Defensive Tackle | 6-3 | 300 | Senior
Oklahoma City, Okla./Millwood/Colorado*

Career Highs

Tackles 5, three times, last vs. TCU, 2020
TFL 2.0, vs. Kansas State, 2021
Sacks 1.0, three times, last vs. Kansas State, 2021

Antwine's 2018 Game-by-Game Stats (at Colorado)

Date	Opp.	UT-AT-TT	TFL	Sacks	INT	PBU	QBH	FF	FR	BK
Aug. 31	Col. St.	0-2-2	0.5-1	0	0	0	0	0	0	0
Sept. 8	at Neb.	0-2-2	0-0	0	0	0	0	0	0	0
Sept. 15	UNH	0-1-1	0-0	0	0	0	0	0	0	0
Sept. 28	UCLA	0-1-1	0-0	0	0	0	1	0	0	0
Oct. 6	Ariz. St.	0-1-1	0-0	0	0	0	0	0	0	0
Oct. 13	at USC	0-0-0	0-0	0	0	0	0	0	0	0
Oct. 20	at Wash.	0-0-0	0-0	0	0	0	0	0	0	0
Oct. 27	Ore. St.	1-0-1	0-0	0	0	0	0	0	0	0
Nov. 2	at Ariz.	0-0-0	0-0	0	0	0	0	0	0	0
Nov. 10	Wash. St.	1-1-2	0-0	0	0	0	0	0	0	0
Nov. 17	Utah	2-0-2	0-0	0	0	1	0	0	0	0
Nov. 24	at Cal	1-2-3	1.0-3	0.5-2	0	0	0	0	0	0

Antwine's 2019 Game-by-Game Stats

Date	Opp.	UT-AT-TT	TFL	Sacks	INT	PBU	QBH	FF	FR	BK
Aug. 30	at Ore. St.			DNP						
Sept. 7	McNeese			DNP						
Sept. 14	at Tulsa			DNP						
Sept. 21	at Texas	2-0-2	0	0						
Sept. 28	K-State	1-1-2	0	0	0	1	0	0	0	0
Oct. 5	at TTU	2-0-2	1.0-1	0	0	0	0	0	0	0
Oct. 19	Baylor	1-0-1	0	0	0	0	0	0	0	0
Oct. 26	at Iowa St.	1-4-5	1.0-5	0	0	1	0	0	0	0
Nov. 2	TCU	2-3-5	1.0-12	1.0-12	0	0	0	0	0	0
Nov. 16	Kansas	1-0-1	0	0	0	0	0	0	0	0
Nov. 23	at WVU	1-0-1	0	0	0	0	0	0	0	0
Nov. 30	Oklahoma	2-1-3	0.5-1	0.5-1	0	1	0	0	0	0
Dec. 27	vs. TAMU	1-2-3	0.5-0	0	0	1	0	1	0	0

Antwine's 2020 Game-by-Game Stats

Date	Opp.	UT-AT-TT	TFL	Sacks	INT	PBU	QBH	FF	FR	BK
Sept. 19	Tulsa	1-1-2	0.5-0	0	0	0	0	0	0	0
Sept. 26	WVU	1-0-1	1.0-1	0	0	0	0	0	0	0
Oct. 3	at Kansas	1-1-2	1.0-1	0	0	0	0	0	0	0
Oct. 24	Iowa State	1-0-1	1.0-1	0	0	0	0	0	0	0
Oct. 31	Texas	2-1-3	0	0	0	1	0	0	0	0
Nov. 7	at K-State	2-2-4	0.5-2	0.5-2	0	0	0	1	0	0
Nov. 21	at Okla.	0-0-0	0	0	0	0	0	0	0	0
Nov. 28	TTU	0-0-0	0	0	0	0	0	0	0	0
Dec. 5	at TCU	1-4-5	1.0-3	0	0	0	0	0	0	0
Dec. 12	at Baylor	0-1-1	0	0	0	1	0	0	0	0
Dec. 29	vs. UM (FL)	0-1-1	0	0	0	0	0	0	0	0

Antwine's 2021 Game-by-Game Stats

Date	Opp.	UT-AT-TT	TFL	Sacks	INT	PBU	QBH	FF	FR	BK
Sept. 4	Missouri St.			DNP						
Sept. 11	Tulsa	1-1-2	0	0	0	0	0	0	0	0
Sept. 18	at Boise St.	0-1-1	0	0	0	0	0	0	0	0
Sept. 25	K-State	2-1-3	2.0-8	1.0-3	0	2	0	0	0	0
Oct. 2	Baylor	1-1-2	0	0	0	0	0	0	0	0
Oct. 16	at Texas	0-3-3	0.5-3	0.5-3	0	0	0	0	0	0
Oct. 23	at Iowa St.	0-2-2	0	0	0	0	0	0	0	0
Oct. 30	Kansas	0-1-1	0	0	0	0	0	0	0	0
Nov. 6	at WVU	0-0-0	0	0	0	0	0	0	0	0
Nov. 13	TCU	2-0-2	1.0-1	0	0	0	0	0	0	0
Nov. 20	at TTU	0-2-2	0	0	0	0	0	0	0	0
Nov. 27	Oklahoma	0-2-2	0.5-4	0.5-4	0	0	0	0	0	0
Dec. 4	Baylor	0-0-0	0	0	0	0	0	0	0	0

Antwine's Career Stats

Year	GP	UT-AT-TT	TFL	Sacks	INT	PBU	QBH	FF	FR	BK
2018(Col)	12	5-10-15	1.5	0.5	0	0	2	0	0	0
2019	10	14-11-25	4.0	2.5	0	0	4	0	1	0
2020	11	9-11-20	5.0	0.5	0	0	2	1	0	0
2021	12	6-14-20	4.0	3.0	0	0	2	0	0	0
Career	45	34-46-80	14.5	6.5	0	0	10	1	1	0

99 Sione Asi

*Defensive Tackle | 6-1 | 320 | R-Senior
Reno, Nev./McQueen/Snow College*

Career Highs

Tackles 3, twice, last at Oklahoma, 2020
Sacks 1 vs. Kansas, 2020
Tackles for Loss 1 vs. Kansas, 2020

Asi's 2019 Game-by-Game Stats

Date	Opp.	UT-AT-TT	TFL	Sacks	INT	PBU	QBH	FF	FR	BK
Aug. 30	at Ore. St.	0-0-0	0	0	0	0	0	0	0	0
Sept. 7	McNeese	0-1-1	0	0	0	0	0	0	0	0
Sept. 14	at Tulsa			DNP						
Sept. 21	at Texas			DNP						
Sept. 28	K-State			DNP						
Oct. 5	at TTU			DNP						
Oct. 19	Baylor			DNP						
Oct. 26	at Iowa St.			DNP						
Nov. 2	TCU			DNP						
Nov. 16	Kansas			DNP						
Nov. 23	at WVU			DNP						
Nov. 30	Oklahoma			DNP						
Dec. 27	vs. TAMU			DNP						

Asi's 2020 Game-by-Game Stats

Date	Opp.	UT-AT-TT	TFL	Sacks	INT	PBU	QBH	FF	FR	BK
Sept. 19	Tulsa	0-1-1	0.5-3	0	0	0	0	0	0	0
Sept. 26	WVU	1-0-1	0	0	0	0	0	0	0	0
Oct. 3	at Kansas	1-0-1	1.0-2	1.0-2	0	0	0	0	0	0
Oct. 24	Iowa State	0-0-0	0	0	0	1	0	0	0	0
Oct. 31	Texas	1-2-3	0	0	0	0	0	0	0	0
Nov. 7	at K-State	0-1-1	0	0	0	0	0	0	0	0
Nov. 21	at Okla.	2-1-3	0.5-2	0.5-2	0	0	0	0	0	0
Nov. 28	TTU	0-1-1	0.5-1	0	0	0	0	0	0	0
Dec. 5	at TCU	0-1-1	0.5-0	0	0	0	0	0	0	0
Dec. 12	at Baylor	0-0-0	0	0	0	0	0	0	0	0
Dec. 29	vs. UM (FL)	0-0-0	0	0	0	0	0	0	0	0

Asi's 2021 Game-by-Game Stats

Date	Opp.	UT-AT-TT	TFL	Sacks	INT	PBU	QBH	FF	FR	BK
Sept. 4	Missouri St.	1-0-1	0	0	0	0	0	0	0	0
Sept. 11	Tulsa	1-0-1	0	0	0	0	0	0	0	0
Sept. 18	at Boise St.	0-0-0	0	0	0	0	0	0	0	0
Sept. 25	K-State	1-0-1	0	0	0	0	0	0	0	0
Oct. 2	Baylor	0-0-0	0	0	0	0	0	0	0	0
Oct. 16	at Texas	0-0-0	0	0	0	0	0	0	0	0
Oct. 23	at Iowa St.	0-1-1	0.5-1	0	0	0	0	0	0	0
Oct. 30	Kansas	1-0-1	0	0	0	0	0	0	0	0
Nov. 6	at WVU	0-0-0	0	0	0	0	0	0	0	0
Nov. 13	TCU	0-0-0	0	0	0	0	0	0	0	0
Nov. 20	at TTU	1-0-1	0	0	0	0	0	0	0	0
Nov. 27	Oklahoma	1-0-1	1.0-2	0	0	1	0	0	0	0
Dec. 4	Baylor	0-0-0	0	0	0	0	0	0	0	0

Asi's Career Stats

Year	GP	UT-AT-TT	TFL	Sacks	INT	PBU	QBH	FF	FR	BK
2019-R	2	0-1-1	0	0	0	0	0	0	0	0
2020	11	5-7-12	3.0	1.5	0	0	1	0	0	0
2021	13	6-1-7	1.5	0.0	0	0	1	0	0	0
Career	26	11-9-20	4.5	1.5	0	0	2	0	0	0

24 Jarrick Bernard-Converse

*Cornerback | 6-1 | 200 | Senior
Shreveport, La./Evangel Christian*

Career Highs

Tackles 14 vs. Texas Tech, 2018
TFL 1.5 vs. Kansas, 2019
Sacks 1.0, 3x, last vs. Kansas, 2019
Interceptions 1, twice, last vs. TCU, 2019
Passes Broken Up 3, vs. Kansas State, 2021

Bernard-Converse's 2018 Game-by-Game Stats

Date	Opp.	UT-AT-TT	TFL	Sacks	INT	PBU	QBH	FF	FR	BK
Aug. 30	Missouri St.	0-0-0	0	0	0	0	1	0	0	0
Sept. 8	South Ala.	1-1-2	0.5-1	0	0	0	0	0	0	0
Sept. 15	Boise St.	1-1-2	1.0-7	1.0-7	0	0	0	1	0	1
Sept. 22	TTU	13-1-14	0	0	1-15	0	0	0	0	0
Sept. 29	at Kansas	4-1-5	0	0	0	0	0	0	0	0
Oct. 6	Iowa State	2-1-3	0	0	0	0	0	0	0	0
Oct. 13	at K-State	5-0-5	1.0-11	1.0-11	0	0	0	0	0	0
Oct. 27	Texas	3-1-4	0	0	0	1	0	0	0	0
Nov. 3	at Baylor	2-0-2	1.0-5	0	0	0				



Select Defensive Players Game-by-Game Stats

Bernard-Converse's Career Stats

Year	GP	UT-AT-TT	TFL	Sacks	INT	PBU	QBH	FF	FR	BK
2018	13	49-10-59	3.5	2.0	1	1	3	1	0	1
2019	13	31-23-54	2.0	1.5	1	5	0	0	0	0
2020	11	27-5-32	1.0	0.0	0	7	1	1	0	0
2021	13	36-12-48	2.0	1.5	0	10	1	0	0	0
Career	50	143-50-193	8.5	5.0	2	23	5	2	0	1

11 Lamont Bishop

Linebacker | 6-2 | 230 | R-Junior
Country Club Hills, Ill./Hillcrest/Iowa Central CC

Career Highs

Tackles	2 at Boise State, 2021
Passes Broken Up	No career pass break ups
Sacks	1.0 at Boise State, 2021
TFL	1.0 twice, last at WVU, 2021

Bishop's 2021 Game-by-Game Stats

Date	Opp.	UT-AT-TT	TFL	Sacks	INT	PBU	QBH	FF	FR	BK
Sept. 4	Missouri St.			DNP						
Sept. 11	Tulsa	0-0-0	0	0	0	0	0	0	0	0
Sept. 18	at Boise St.	2-0-2	1.0-7	1.0-7	0	0	0	0	0	0
Sept. 25	K-State	1-0-1	0	0	0	0	0	0	0	0
Oct. 2	Baylor	0-0-0	0	0	0	0	0	0	0	0
Oct. 16	at Texas	0-0-0	0	0	0	0	0	0	0	0
Oct. 23	at Iowa St.	0-0-0	0	0	0	0	0	0	0	0
Oct. 30	Kansas	0-0-0	0	0	0	1	0	0	0	0
Nov. 6	at WVU	1-0-1	1.0-2	0	0	0	0	0	0	0
Nov. 13	TCU	0-0-0	0	0	0	0	0	0	0	0
Nov. 20	at TTU	0-0-0	0	0	0	0	0	0	0	0
Nov. 27	Oklahoma	0-0-0	0	0	0	0	0	0	0	0
Dec. 4	Baylor	0-0-0	0	0	0	0	0	0	0	0

Bishop's Career Stats

Year	GP	UT-AT-TT	TFL	Sacks	INT	PBU	QBH	FF	FR	BK
2021	12	4-0-4	2.0	1.0	0	0	1	0	0	0
Career	12	4-0-4	2.0	1.0	0	0	1	0	0	0

4 Korie Black

Cornerback | 6-0 | 185 | Sophomore
Waco, Texas/Connally

Career Highs

Tackles	3 vs. Missouri St., 2021
Passes Broken Up	1, twice, last vs. Kansas State, 2021
Sacks	No career sacks
Interceptions	No career interceptions

Black's 2020 Game-by-Game Stats

Date	Opp.	UT-AT-TT	TFL	Sacks	INT	PBU	QBH	FF	FR	BK
Sept. 19	Tulsa			DNP						
Sept. 26	WVU	0-0-0	0	0	0	0	0	0	0	0
Oct. 3	at Kansas	1-0-1	0	0	0	0	0	0	0	0
Oct. 24	Iowa State	1-0-1	0	0	0	0	0	0	0	0
Oct. 31	Texas	0-0-0	0	0	0	0	0	0	0	0
Nov. 7	at K-State	0-0-0	0	0	0	0	0	0	0	0
Nov. 21	at Okla.	0-0-0	0	0	0	0	0	0	0	0
Nov. 28	TTU	1-0-1	0	0	0	0	0	0	0	0
Dec. 5	at TCU	0-0-0	0	0	0	0	0	0	0	0
Dec. 12	at Baylor	0-0-0	0	0	0	0	0	0	0	0
Dec. 29	vs. UM (FL)	0-0-0	0	0	1	0	0	0	0	0

Black's 2021 Game-by-Game Stats

Date	Opp.	UT-AT-TT	TFL	Sacks	INT	PBU	QBH	FF	FR	BK
Sept. 4	Missouri St.	2-1-3	0	0	0	0	0	0	0	1-0
Sept. 11	Tulsa	1-1-2	0	0	0	0	0	0	0	0
Sept. 18	at Boise St.	1-0-1	0	0	0	0	0	0	0	0
Sept. 25	K-State	2-0-2	0	0	0	1	0	0	0	0
Oct. 2	Baylor	1-0-1	0	0	0	0	0	0	0	0
Oct. 16	at Texas	0-2-2	0	0	0	0	0	0	0	0
Oct. 23	at Iowa St.	0-0-0	0	0	0	0	0	0	0	0
Oct. 30	Kansas	0-1-1	0	0	0	0	0	0	0	0
Nov. 6	at WVU	2-0-2	0	0	0	0	0	0	0	1-0
Nov. 13	TCU	0-0-0	0	0	0	0	0	0	0	0
Nov. 20	at TTU	1-1-2	0	0	0	1	0	0	0	0
Nov. 27	Oklahoma	0-0-0	0	0	0	0	0	0	0	0
Dec. 4	Baylor	0-0-0	0	0	0	0	0	0	0	1-0

Black's Career Stats

Year	GP	UT-AT-TT	TFL	Sacks	INT	PBU	QBH	FF	FR	BK
2020	10	3-0-3	0	0	0	1	0	0	0	0
2021	13	10-6-16	0	0	0	2	0	0	3	1
Career	23	13-6-19	0	0	0	3	0	0	3	1

93 Collin Clay

Defensive Tackle | 6-3 | 300 | R-Sophomore
Oklahoma City, Okla./Putnam City/Arkansas

Career Highs

Tackles	3, four times, last vs. LSU, 2019
TFL	0.5 vs. Mississippi State, 2019
Sacks	No career sacks

Clay's 2019 Game-by-Game Stats (at Arkansas)

Date	Opp.	UT-AT-TT	TFL	Sacks	INT	PBU	QBH	FF	FR	BK
Aug. 31	Portland St.			DNP						
Sept. 7	at Ole Miss	0-0-0	0	0	0	0	0	0	0	0
Sept. 14	Col. St.	0-0-0	0	0	0	0	0	0	0	0
Sept. 21	SJSU	0-0-0	0	0	0	0	0	0	0	0
Sept. 28	vs. TAMU	2-1-3	0	0	0	0	0	0	0	0
Oct. 12	at Kent.	1-1-2	0	0	0	0	0	0	0	0
Oct. 19	Auburn	2-1-3	0	0	0	0	0	0	0	0
Oct. 26	at Ala.	0-2-2	0	0	0	0	0	0	0	0
Nov. 2	Miss. St.	0-3-3	0.5-0	0	0	0	0	0	0	0
Nov. 9	WKU	0-0-0	0	0	0	0	0	0	0	0
Nov. 23	at LSU	0-3-3	0	0	0	0	0	0	0	0
Nov. 29	Missouri	0-1-1	0	0	0	0	0	0	0	0

Clay's 2021 Game-by-Game Stats

Date	Opp.	UT-AT-TT	TFL	Sacks	INT	PBU	QBH	FF	FR	BK
Sept. 4	Missouri St.			DNP						
Sept. 11	Tulsa			DNP						
Sept. 18	at Boise St.			DNP						
Sept. 25	K-State			DNP						
Oct. 2	Baylor			DNP						
Oct. 16	at Texas			DNP						
Oct. 23	at Iowa St.			DNP						
Oct. 30	Kansas			DNP						
Nov. 6	at WVU			DNP						
Nov. 13	TCU			DNP						
Nov. 20	at TTU			DNP						
Nov. 27	Oklahoma			DNP						
Dec. 4	Baylor			DNP						

Clay's Career Stats

Year	GP	UT-AT-TT	TFL	Sacks	INT	PBU	QBH	FF	FR	BK
2019	11	5-12-17	0.5	0.0	0	0	0	0	0	0
2020	0	0-0-0	0	0	0	0	0	0	0	0
2021	0	0-0-0	0	0	0	0	0	0	0	0
Career	11	5-12-17	0.5	0.0	0	0	0	0	0	0

38 Mason Cobb

Linebacker | 6-0 | 230 | Sophomore
Provo, Utah/Provo

Career Highs

Tackles	1, 4x, last vs. Tulsa, 2021
TFL	1.0, twice, last vs. Missouri St., 2021
Sacks	1.0, vs. Missouri St., 2021

Cobb's 2020 Game-by-Game Stats

Date	Opp.	UT-AT-TT	TFL	Sacks	INT	PBU	QBH	FF	FR	BK
Sept. 19	Tulsa			DNP						
Sept. 26	WVU			DNP						
Oct. 3	at Kansas			DNP						
Oct. 24	Iowa State			DNP						
Oct. 31	Texas			DNP						
Nov. 7	at K-State			DNP						
Nov. 21	at Okla.	0-0-0	0	0	0	0	0	0	0	0
Nov. 28	TTU	0-0-0	0	0	0	0	0	0	0	0
Dec. 5	at TCU	0-0-0	0	0	0	0	0	0	0	0
Dec. 12	at Baylor	1-0-1	1.0-1	0	0	0	0	0	0	0
Dec. 29	vs. UM (FL)	0-1-1	0	0	0	0	0	0	0	0

Cobb's 2021 Game-by-Game Stats

Date	Opp.	UT-AT-TT	TFL	Sacks	INT	PBU	QBH	FF	FR	BK
Sept. 4	Missouri St.	1-0-1	1.0-7	1.0-7	0	0	0	0	0	0
Sept. 11	Tulsa	1-0-1	0	0	0	0	0	0	0	0
Sept. 18	at Boise St.	0-0-0	0	0	0	0	0	0	0	0
Sept. 25	K-State	0-0-0	0	0	0	0	0	0	0	0
Oct. 2	Baylor	1-0-1	0	0	0	0	0	0	0	0
Oct. 16	at Texas	1-0-1	0	0	0	0	0	0	0	0
Oct. 23	at Iowa St.	0-0-0	0	0	0	0	0	0	0	0
Oct. 30	Kansas	0-0-0	0	0	0	0	0	0	0	0
Nov. 6	at WVU	1-0-1	0	0	0	0	0	0	0	0
Nov. 13	TCU	2-1-3	1.0-4	0	0	0	0	0	0	0
Nov. 20	at TTU	0-1-1	0	0	0	0	0	0	0	0
Nov. 27	Oklahoma	0-0-0	0	0	0	0	0	0	0	0
Dec. 4	Baylor	0-0-0	0	0	0	0	0	0	0	0

Cobb's Career Stats



Select Defensive Players Game-by-Game Stats

Oct. 16	at Texas	0-1-1	0	0	0	0	0	0	0	0
Oct. 23	at Iowa St.	1-0-1	0	0	0	0	0	0	0	0
Oct. 30	Kansas	2-0-2	0	0	0	0	0	0	0	0
Nov. 6	at WVU	0-0-0	0	0	0	0	0	0	0	0
Nov. 13	TCU	0-0-0	0	0	0	0	0	0	0	0
Nov. 20	at TTU	1-1-2	0	0	0	0	0	0	0	0
Nov. 27	Oklahoma	0-0-0	0	0	0	0	0	0	0	0
Dec. 4	Baylor	1-0-1	0	0	0	0	0	0	0	0

Flanagan's Career Stats

Year	GP	UT-AT-TT	TFL	Sacks	INT	PBU	QBH	FF	FR	BK
2018	1	0-0-0	0.0	0.0	0	0	0	0	0	0
2019	10	3-2-5	0.0	0.0	0	1	0	0	0	0
2020	11	5-5-10	1.0	0.0	0	0	0	0	0	0
2021	13	6-3-9	0.0	0.0	0	0	0	0	0	0
Career	35	14-10-24	1.0	0.0	0	1	0	0	0	0

94 Trace Ford

Defensive End | 6-3 | 240 | Junior
Edmond, Okla./Santa Fe

Career Highs

Tackles	4, five times, last at Baylor, 2020
TFL	1.0, 8x, last at Baylor, 2020
Sacks	1.0, 7x, last at Baylor, 2020
Pass Break Ups	2, twice, last vs. Iowa State, 2020
Quarterback Hurries	2, 3x, last vs. Texas A&M, 2019
Fumbles Forced	1, 3x, last at Baylor, 2020
Interceptions	1 vs. Kansas, 2019

Ford's 2019 Game-by-Game Stats

Date	Opp.	UT-AT-TT	TFL	Sacks	INT	PBU	QBH	FF	FR	BK
Aug. 30	at Ore. St.	0-0-0	0	0	0	2	1	0	0	0
Sept. 7	McNeese	2-2-4	1.0-10	1.0-10	0	1	0	0	0	0
Sept. 14	at Tulsa	1-3-4	0	0	0	0	2	0	0	0
Sept. 21	at Texas	0-0-0	0	0	0	0	0	0	0	0
Sept. 28	K-State	0-0-0	0	0	0	0	0	0	0	0
Oct. 5	at TTU	3-0-3	1.0-6	1.0-6	0	1	0	0	0	0
Oct. 19	Baylor	1-0-1	0	0	0	0	0	0	0	0
Oct. 26	at Iowa St.	2-1-3	0	0	0	0	1	0	0	0
Nov. 2	TCU	2-1-3	0	0	0	0	2	0	0	0
Nov. 16	Kansas	1-0-1	0	0	1-5	0	0	0	0	0
Nov. 23	at WVU	3-0-3	0	0	0	1	0	0	0	0
Nov. 30	Oklahoma	3-1-4	1.0-5	1.0-5	0	0	1	0	0	0
Dec. 27	vs. TAMU	2-1-3	1.0-1	0	0	0	2	1	0	0

Ford's 2020 Game-by-Game Stats

Date	Opp.	UT-AT-TT	TFL	Sacks	INT	PBU	QBH	FF	FR	BK
Sept. 19	Tulsa	1-1-2	0	0	0	0	1	0	0	0
Sept. 26	WVU	1-1-2	1.0-16	1.0-16	0	1	0	1	0	0
Oct. 3	at Kansas	2-0-2	1.0-11	1.0-11	0	1	0	0	0	0
Oct. 24	Iowa State	2-0-2	1.0-9	1.0-9	0	2	0	0	0	0
Oct. 31	Texas	1-0-1	0	0	0	0	0	0	0	0
Nov. 7	at K-State	2-0-2	0	0	0	0	1	0	0	0
Nov. 21	at Okla.	2-2-4	0.5-3	0.5-3	0	0	1	0	0	0
Nov. 28	TTU	1-0-1	0	0	0	0	0	0	0	0
Dec. 5	at TCU	1-1-2	0	0	0	0	0	0	0	0
Dec. 12	at Baylor	2-2-4	1.0-5	1.0-5	0	0	1	1	0	0
Dec. 29	vs. UM (FL)			DNP						

Ford's 2021 Game-by-Game Stats

Date	Opp.	UT-AT-TT	TFL	Sacks	INT	PBU	QBH	FF	FR	BK
Sept. 4	Missouri St.			DNP						
Sept. 11	Tulsa			DNP						
Sept. 18	at Boise St.			DNP						
Sept. 25	K-State			DNP						
Oct. 2	Baylor			DNP						
Oct. 16	at Texas			DNP						
Oct. 23	at Iowa St.			DNP						
Oct. 30	Kansas			DNP						
Nov. 6	at WVU			DNP						
Nov. 13	TCU			DNP						

Nov. 20	at TTU	DNP
Nov. 27	Oklahoma	DNP
Dec. 4	Baylor	DNP

Ford's Career Stats

Year	GP	UT-AT-TT	TFL	Sacks	INT	PBU	QBH	FF	FR	BK
2019	13	20-9-29	4.0	3.0	1	5	9	1	0	0
2020	10	15-7-22	4.5	4.5	0	4	4	2	0	0
2021	0	0-0-0	0	0	0	0	0	0	0	0
Career	23	35-16-51	8.5	7.5	1	9	13	3	0	0

16 Devin Harper

Linebacker | 6-0 | 235 | R-Senior
Knoxville, Tenn./Karns

Career Highs

Tackles	10, vs. Oklahoma, 2021
Sacks	2.0, at WVU, 2021
TFL	3.0, at WVU, 2021
Interceptions	1, twice, last at Kansas, 2020

Harper's 2017 Game-by-Game Stats

Date	Opp.	UT-AT-TT	TFL	Sacks	INT	PBU	QBH	FF	FR	BK
Aug. 31	Tulsa	1-1-2	0	0	0	0	0	0	0	0
Sept. 9	at USA	0-0-0	0	0	0	0	0	0	0	0
Sept. 16	at Pitt	1-0-1	0	0	0	0	0	0	0	0
Sept. 23	TCU	0-0-0	0	0	0	0	0	0	0	0
Sept. 30	at TTU	0-0-0	0	0	0	0	0	0	0	1
Oct. 14	Baylor	2-0-2	0	0	0	0	0	0	0	0
Oct. 21	at Texas	0-0-0	0	0	0	0	0	0	0	0
Oct. 28	at WVU	0-0-0	0	0	0	0	0	0	0	0
Nov. 4	Oklahoma	0-0-0	0	0	0	0	0	0	0	0
Nov. 11	at Iowa St.			DNP						
Nov. 18	K-State	0-0-0	0	0	0	0	0	0	0	0
Nov. 25	Kansas	0-0-0	0	0	0	0	0	0	0	0
Dec. 28	vs. VT			DNP						

Harper's 2018 Game-by-Game Stats

Date	Opp.	UT-AT-TT	TFL	Sacks	INT	PBU	QBH	FF	FR	BK
Aug. 30	Missouri St.	2-1-3	0	0	0	0	2	0	0	0
Sept. 8	South Ala.	1-4-5	0.5-2	0	1-24	0	0	0	0	0
Sept. 15	Boise St.	4-2-6	1.5-12	1.5-12	0	0	1	0	0	0
Sept. 22	TTU	1-0-1	0	0	0	0	0	0	0	0
Sept. 29	at Kansas	8-1-9	0	0	0	1	0	0	0	0
Oct. 6	Iowa State	2-0-2	0	0	0	0	0	0	0	0
Oct. 13	at K-State	1-0-1	0	0	0	0	0	0	0	0
Oct. 27	Texas	2-1-3	0	0	0	0	0	0	0	0
Nov. 3	at Baylor	1-0-1	1.0-1	0	0	0	0	0	0	0
Nov. 10	at Okla.	3-1-4	0	0	0	0	0	0	0	0
Nov. 17	WVU	3-0-3	1.0-1	1.0-1	0	0	0	0	0	0
Nov. 24	at TCU	2-2-4	1.0-1	0	0	0	0	0	0	0
Dec. 31	vs. Mizzou	2-0-2	0	0	0	0	1	0	0	0

Harper's 2019 Game-by-Game Stats

Date	Opp.	UT-AT-TT	TFL	Sacks	INT	PBU	QBH	FF	FR	BK
Aug. 30	at Ore. St.			DNP						
Sept. 7	McNeese			DNP						
Sept. 14	at Tulsa			DNP						
Sept. 21	at Texas	0-1-1	0.5-1	0	0	0	0	0	0	0
Sept. 28	K-State	2-3-5	1.0-4	0	0	0	1	0	0	0
Oct. 5	at TTU	3-1-4	0	0	0	0	0	0	0	0
Oct. 19	Baylor	2-0-2	1.0-4	1.0-4	0	0	0	0	0	0
Oct. 26	at Iowa St.	2-3-5	0	0	0	0	0	0	0	0
Nov. 2	TCU	3-1-4	1.0-1	1.0-1	0	0	0	0	0	0
Nov. 16	Kansas	3-3-6	0.5-1	0	0	0	0	0	0	0
Nov. 23	at WVU	3-0-3	1.0-7	1.0-7	0	0	0	0	0	0
Nov. 30	Oklahoma	1-0-1	0	0	0	0	0	0	0	0
Dec. 27	vs. TAMU	1-2-3	0	0	0	0	0	0	0	0

Harper's 2020 Game-by-Game Stats

Date	Opp.	UT-AT-TT	TFL	Sacks	INT	PBU	QBH	FF	FR	BK
Sept. 19	Tulsa	2-1-3	0	0	0	0	0	0	0	0
Sept. 26	WVU	3-2-5	1.0-1	0	0	0	2	0	0	0
Oct. 3	at Kansas	4-0-4	1.0-3	1.0-3	1(-9)	0	0	0	0	0
Oct. 24	Iowa State	0-2-2	0.5-0	0	0	0	0	0	0	0
Oct. 31	Texas	3-1-4	1.0-10	1.0-10	0	0	0	0	0	0
Nov. 7	at K-State	3-0-3	0	0	0	0	0	0	0	0
Nov. 21	at Okla.	1-1-2	1.0-3	0	0	0	0	0	0	0
Nov. 28	TTU	3-0-3	0	0	0	1	0	0	0	0
Dec. 5	at TCU	2-2-4	0.5-1	0	0	0	0	0	0	0
Dec. 12	at Baylor	2-2-4	0.5-1	0	0	0	0	0	0	0
Dec. 29	vs. UM (FL)	1-2-3	0	0	0	0	1	0	0	0

Harper's 2021 Game-by-Game Stats

Date	Opp.	UT-AT-TT	TFL	Sacks	INT	PBU	QBH	FF	FR	BK
Sept. 4	Missouri St.	5-4-9	2.5-16	1.5-15	0	0	2	0	1	0
Sept. 11	Tulsa	2-1-3	0	0	0	0	0	0	0	0
Sept. 18	at Boise St.	5-2-7	0	0	0	0	2	0	1	0
Sept. 25	K-State	1-2-3	0	0	0	1	1	0	0	0
Oct. 2	Baylor	2-5-7	0	0	0	1	2	0	0	0
Oct. 16	at Texas	6-2-8	1.0-2	0	0	0	0	0	0	0
Oct. 23	at Iowa St.	6-3-9	1.0-12	1.0-12	0	1	0	0	0	0
Oct. 30	Kansas	3-1-4	0	0	0	0	2	0	0	0
Nov. 6	at WVU	7-1-8	3.0-15	2.0-13	0	0	1	0	0	0
Nov. 13	TCU	5-2-7	1.0-6	0	0	1	0	0	0	0
Nov. 20	at TTU	4-1-5	0.5-0	0.5-0	0	0	0	0	0	0
Nov. 27	Oklahoma	7-3-10	1.0-5	1.0-5	0	4	0	0	0	0
Dec. 4	Baylor	3-2-5	0	0	0	0	0	0	0	0

Harper's Career Stats

Year	GP	UT-AT-TT	TFL	Sacks	INT	PBU	QBH	FF	FR	BK
2017	11	4-1-5	0.0	0.0	0	0	0	0	0	1
2018	13	32-12-44	5.0	2.5	1	1	3	1	0	0
2019	10	20-14-34	5.0	3.0	0	0	1	0	0	0
2020	11	24-13-37	5.5	2.0	1	1	3	0	0	0
2021	13	56-29-85	10	6.0	0	2	1			



Select Defensive Players Game-by-Game Stats

Harper's 2020 Game-by-Game Stats

Date	Opp.	UT-AT-TT	TFL	Sacks	INT	PBU	QBH	FF	FR	BK
Sept. 19	Tulsa	2-0-2	0	0	0	0	0	0	0	0
Sept. 26	WVU	5-0-5	0	0	0	0	0	0	0	0
Oct. 3	at Kansas	1-0-1	0	0	0	0	0	0	0	0
Oct. 24	Iowa State	2-1-3	0	0	0	0	0	0	0	0
Oct. 31	Texas	4-1-5	0	0	0	0	0	0	0	0
Nov. 7	at K-State	3-0-3	1.0-2	0	0	0	0	0	0	0
Nov. 21	at Okla.	3-1-4	0	0	0	0	0	0	0	0
Nov. 28	TTU	2-0-2	0	0	0	0	0	0	0	0
Dec. 5	at TCU	1-0-1	0	0	1-0	1	0	0	0	0
Dec. 12	at Baylor	2-0-2	0	0	0	0	0	0	0	0
Dec. 29	vs. UM (FL)	2-1-3	0	0	0	2	0	0	1	0

Harper's 2021 Game-by-Game Stats

Date	Opp.	UT-AT-TT	TFL	Sacks	INT	PBU	QBH	FF	FR	BK
Sept. 4	Missouri St.	0-1-1	0.5-0	0	0	0	0	0	0	0
Sept. 11	Tulsa	1-0-1	0	0	0	0	0	0	0	0
Sept. 18	at Boise St.	3-1-4	0	0	0	0	0	0	0	0
Sept. 25	K-State	0-0-0	0	0	0	0	0	0	0	0
Oct. 2	Baylor	0-1-1	0.5-1	0	0	0	0	0	0	0
Oct. 16	at Texas	1-0-1	0	0	0	0	0	0	0	0
Oct. 23	at Iowa St.	4-0-4	0	0	0	0	0	0	0	0
Oct. 30	Kansas			DNP						
Nov. 6	at WVU	2-0-2	0	0	0	0	0	0	0	0
Nov. 13	TCU	0-1-1	0.5-1	0	0	0	0	0	0	0
Nov. 20	at TTU	0-1-1	0	0	0	1	0	0	0	0
Nov. 27	Oklahoma	1-1-2	0	0	0	0	0	1	0	0
Dec. 4	Baylor	0-2-2	0	0	0	0	0	0	0	0

Harper's Career Stats

Year	GP	UT-AT-TT	TFL	Sacks	INT	PBU	QBH	FF	FR	BK
2019	12	9-4-13	1.0	0.0	0	0	0	0	0	0
2020	11	27-4-31	1.0	0.0	1	3	0	0	1	0
2021	12	12-8-20	1.5	0.0	0	1	0	1	1	0
Career	35	48-16-64	3.5	0.0	1	4	0	1	1	0

31 Kolby Harvell-Peel

Safety | 6-0 | 207 | Senior
College Station, Texas/A&M Consolidated

Career Highs

Tackles	10 at Tulsa, 2019
Sacks	1.0, four times, last at Texas Tech, 2021
TFL	2.0, twice, last at Baylor, 2020
Pass Break Ups	6 at Iowa State, 2019
Interceptions	2, twice, last vs. Kansas, 2019

Harvell-Peel's 2018 Game-by-Game Stats

Date	Opp.	UT-AT-TT	TFL	Sacks	INT	PBU	QBH	FF	FR	BK
Aug. 30	Missouri St.	1-0-1	0	0	0	1	0	0	0	0
Sept. 8	South Ala.	5-0-5	1.0-1	1.0-1	0	1	0	0	0	0
Sept. 15	Boise St.	2-1-3	0	0	0	0	0	0	0	0
Sept. 22	TTU	3-1-4	0	0	0	0	0	0	0	0
Sept. 29	at Kansas	2-0-2	0	0	0	0	0	0	0	0
Oct. 6	Iowa State	5-2-7	0.5-0	0	0	0	0	0	0	0
Oct. 13	at K-State	1-1-2	1.0-2	0	0	0	0	0	0	0
Oct. 27	Texas	0-0-0	0	0	0	0	0	0	0	0
Nov. 3	at Baylor	6-1-7	1.0-2	0	0	0	0	0	0	0
Nov. 10	at Okla.	0-0-0	0	0	0	0	0	0	0	0
Nov. 17	WVU	7-0-7	0	0	0	0	0	0	0	0
Nov. 24	at TCU	4-1-5	2.0-6	0	1	0	0	0	0	0
Dec. 31	vs. Mizzou	8-1-9	0	0	0	1	0	0	0	0

Harvell-Peel's 2019 Game-by-Game Stats

Date	Opp.	UT-AT-TT	TFL	Sacks	INT	PBU	QBH	FF	FR	BK
Aug. 30	at Ore. St.	6-0-6	0	0	0	1	0	1	0	0
Sept. 7	McNeese	1-1-2	0	0	0	0	0	0	0	0
Sept. 14	at Tulsa	6-4-10	1.0-9	1.0-9	0	1	0	0	0	0
Sept. 21	at Texas	6-3-9	0	0	1-22	0	0	1	1	0
Sept. 28	K-State	3-2-5	0	0	0	0	0	0	0	0

Oct. 5	at TTU	6-0-6	0	0	0	0	0	0	0	0
Oct. 19	Baylor	5-0-5	1.0-3	0	0	1	0	0	0	0
Oct. 26	at Iowa St.	6-2-8	1.0-1	0	0	6	0	0	0	0
Nov. 2	TCU	5-1-6	0	0	2-1	2	0	0	1	0
Nov. 16	Kansas	2-1-3	0	0	2-22	0	1	0	0	0
Nov. 23	at WVU	2-2-4	0	0	0	2	0	0	0	0
Nov. 30	Oklahoma	1-6-7	0	0	0	0	0	0	0	0
Dec. 27	vs. TAMU			DNP						

Harvell-Peel's 2020 Game-by-Game Stats

Date	Opp.	UT-AT-TT	TFL	Sacks	INT	PBU	QBH	FF	FR	BK
Sept. 19	Tulsa	2-1-3	1.0-1	0	1-6	1	0	0	0	0
Sept. 26	WVU	1-1-2	0	0	0	1	0	0	0	0
Oct. 3	at Kansas	3-0-3	0	0	0	0	0	0	0	0
Oct. 24	Iowa State	3-2-5	0	0	1-0	0	0	0	0	0
Oct. 31	Texas	2-0-2	0	0	0	0	0	0	0	0
Nov. 7	at K-State			DNP						
Nov. 21	at Okla.	3-2-5	0	0	0	0	0	0	0	0
Nov. 28	TTU	5-3-8	0	0	0	1	0	0	0	0
Dec. 5	at TCU	3-1-4	0	0	0	0	0	0	0	0
Dec. 12	at Baylor	6-0-6	2.0-4	1.0-3	0	0	0	0	0	0
Dec. 29	vs. UM (FL)	3-3-6	0	0	0	1	0	0	0	0

Harvell-Peel's 2021 Game-by-Game Stats

Date	Opp.	UT-AT-TT	TFL	Sacks	INT	PBU	QBH	FF	FR	BK
Sept. 4	Missouri St.	3-4-7	0	0	0	1	0	0	0	0
Sept. 11	Tulsa	3-4-7	0.5	0	0	0	0	0	0	0
Sept. 18	at Boise St.	3-1-4	1.0-2	0	1-0	0	0	0	0	0
Sept. 25	K-State	4-4-8	1.0-1	0	1-1	0	0	0	0	0
Oct. 2	Baylor	1-0-1	0	0	0	0	0	0	0	0
Oct. 16	at Texas	5-2-7	0	0	0	0	0	0	0	0
Oct. 23	at Iowa St.	3-3-6	0	0	0	0	0	0	0	0
Oct. 30	Kansas	1-1-2	0	0	1-20	0	0	0	0	0
Nov. 6	at WVU	5-2-7	0	0	0	0	0	0	0	0
Nov. 13	TCU	3-0-3	1.0-6	1.0-6	0	0	0	0	0	0
Nov. 20	at TTU	2-0-2	1.0-1	1.0-1	0	0	0	0	0	0
Nov. 27	Oklahoma	3-2-5	0	0	0	1	0	0	0	0
Dec. 4	Baylor	2-1-3	0	0	0	0	0	0	0	0

Harvell-Peel's Career Stats

Year	GP	UT-AT-TT	TFL	Sacks	INT	PBU	QBH	FF	FR	BK
2018	13	44-8-52	5.5	1.0	0	4	0	0	0	0
2019	12	49-22-71	3.0	1.0	5	13	1	2	2	0
2020	10	31-13-44	3.0	1.0	2	4	0	0	0	0
2021	13	38-24-62	4.5	1.0	3	2	0	0	0	0
Career	48	162-67-229	16.0	4.0	10	23	1	2	2	0

O Christian Holmes

Cornerback | 6-1 | 205 | R-Senior
Leland, Miss./McNair/Missouri

Career Highs

Tackles	8 at Florida, 2018
Sacks	No career sacks
TFL	2.0 at Baylor, 2020
Pass Break Ups	2, 7x, last vs. Kansas, 2021
Interceptions	1, twice, last vs. Memphis, 2018

Holmes' 2016 Game-by-Game Stats (at Missouri)

Date	Opp.	UT-AT-TT	TFL	Sacks	INT	PBU	QBH	FF	FR	BK
Sept. 3	at WVU	0-0-0	0	0	0	0	0	0	0	0
Sept. 10	EMU	0-0-0	0	0	1	0	0	0	0	0
Sept. 17	Georgia	0-0-0	0	0	0	0	0	0	0	0
Sept. 24	Del. St.	0-0-0	0	0	0	0	0	0	0	0
Oct. 1	at LSU	0-0-0	0	0	0	0	0	0	0	0
Oct. 15	at Florida	0-0-0	0	0	0	0	0	0	0	0
Oct. 22	MTSU	0-0-0	0	0	0	0	0	0	0	0
Oct. 29	Kentucky	0-0-0	0	0	0	0	0	0	0	0
Nov. 5	at S. Car.			DNP						
Nov. 12	Vanderbilt	0-0-0	0	0	0	0	0	0	0	0
Nov. 19	at Tenn.			DNP						
Nov. 25	Arkansas	1-0-1	0	0	0	0	0	0	0	0

Holmes' 2018 Game-by-Game Stats (at Missouri)

Date	Opp.	UT-AT-TT	TFL	Sacks	INT	PBU	QBH	FF	FR	BK
Sept. 1	UT-Martin	2-0-2	0	0	0	1	0	0	0	0
Sept. 8	Wyoming	0-0-0	0	0	0	0	0	0	0	0
Sept. 15	at Purdue	2-1-3	0	0	0	0	0	0	0	0
Sept. 22	Georgia	0-0-0	0	0	1-0	0	0	0	0	0
Oct. 6	at S. Car.	2-0-2	0	0	0	2	0	0	0	0
Oct. 13	at Ala.	2-0-2	0	0	0	1	0	0	0	0
Oct. 20	Memphis	3-0-3	0	0	1-42	2	0	0	0	0
Oct. 27	Kentucky	1-1-2	0	0	0	1	0	0	0	0
Nov. 3	at Florida	4-4-8	0	0	0	2	0	0	0	0
Nov. 10	Vanderbilt	2-1-3	0	0	0	0	0	0	0	0
Nov. 17	at Tenn.	1-1-2	0.5-0	0	0	0	0	0	0	0
Nov. 23	Arkansas	3-0-3	0	0	0	2	0	0	0	0
Dec. 31	vs. OSU	5-1-6	1.0-3	0	0	1	0	0	0	0

Holmes' 2019 Game-by-Game Stats (at Missouri)

Date	Opp.	UT-AT-TT	TFL	Sacks	INT	PBU	QBH	FF	FR	BK
Aug. 31	at Wyo.	2-1-3	0	0	0	0	0	0	0	0
Sept. 7	WVU	2-1-3	1.0-5	0	0	0	0	0	0	0
Sept. 14	SEMO	1-1-2	0.5-0	0	0	1	0	0	0	0
Sept. 21	S. Car.	2-0-2	0	0	0	0	0	0	0	0
Oct. 5	Troy	1-0-1	0	0	0	0	0	0	0	0
Oct. 12	Ole Miss	2-0-2	0	0	0	1	0	0	0	0
Oct. 19	at VU	0-0-0	0	0	0	0	0	0	0	0
Oct. 26	at UK	2-0-2	0	0	0	0	0	0	0	0
Nov. 9	at Georgia	3-1-4	0	0	0	0	0	0	0	0
Nov. 16	Florida	5-0-5	1.0-8	0	0	1	0	0	0	0
Nov. 23	Tennessee	4-1-5	0	0	0	1	0	0	0	0



Select Defensive Players Game-by-Game Stats

91 Tyren Irby

Defensive End | 6-3 | 240 | R-Senior
Lake Cormorant, Miss./Lake Cormorant/
Northwestern Mississippi C.C.

Career Highs

Tackles	3 at Kansas, 2020
TFL	2.0, two times, last vs. Kansas, 2021
Sacks	1.0 at Kansas, 2020

Irby's 2020 Game-by-Game Stats

Date	Opp.	UT-AT-TT	TFL	Sacks	INT	PBU	QBH	FF	FR	BK
Sept. 19	Tulsa	0-0-0	0	0	0	0	0	0	0	0
Sept. 26	WVU	0-1-1	0.5-2	0	0	0	0	0	1	0
Oct. 3	at Kansas	3-0-3	2.0-6	1.0-5	0	0	0	1	0	0
Oct. 24	Iowa State	0-0-0	0	0	0	0	0	0	0	0
Oct. 31	Texas			DNP						
Nov. 7	at K-State			DNP						
Nov. 21	at Okla.			DNP						
Nov. 28	TTU			DNP						
Dec. 5	at TCU			DNP						
Dec. 12	at Baylor			DNP						
Dec. 29	vs. UM (FL)			DNP						

Irby's 2021 Game-by-Game Stats

Date	Opp.	UT-AT-TT	TFL	Sacks	INT	PBU	QBH	FF	FR	BK
Sept. 4	Missouri St.	0-1-1	0	0	0	0	1	0	0	0
Sept. 11	Tulsa	0-1-1	0.5-3	0	0	0	0	0	0	0
Sept. 18	at Boise St.	0-0-0	0	0	0	0	0	0	0	0
Sept. 25	K-State			DNP						
Oct. 2	Baylor			DNP						
Oct. 16	at Texas			DNP						
Oct. 23	at Iowa St.			DNP						
Oct. 30	Kansas	2-0-2	2.0-5	1.0-3	0	0	0	0	0	0
Nov. 6	at WVU	1-0-1	0	0	0	0	0	0	0	0
Nov. 13	TCU	0-0-0	0	0	0	0	0	0	0	0
Nov. 20	at TTU	0-0-0	0	0	0	0	0	0	0	0
Nov. 27	Oklahoma	0-0-0	0	0	0	0	0	0	0	0
Dec. 4	Baylor	0-0-0	0	0	0	0	0	0	0	0

Irby's Career Stats

Year	GP	UT-AT-TT	TFL	Sacks	INT	PBU	QBH	FF	FR	BK
2020	4	3-1-4	2.5	1.0	0	0	0	1	1	0
2021	9	3-2-5	2.5	1.5	0	0	1	0	0	0
Career	13	6-3-9	5.0	2.5	0	0	1	1	1	0

42 Jayden Jernigan

Defensive Tackle | 6-1 | 285 | R-Sophomore
Allen, Texas/Allen

Career Highs

Tackles	6 at Boise State, 2021
Interceptions	No career interceptions
TFL	1.0, 6x, last at Texas, 2021
Sacks	1.0, 4x, last at Texas, 2021
Pass Break Ups	No career pass break ups

Jernigan's 2019 Game-by-Game Stats

Date	Opp.	UT-AT-TT	TFL	Sacks	INT	PBU	QBH	FF	FR	BK
Aug. 30	at Ore. St.	0-0-0	0-0	0	0	0	0	0	0	0
Sept. 7	McNeese	1-0-1	1.0-3	0	0	0	0	0	0	0
Sept. 14	at Tulsa	2-3-5	0	0	0	0	0	0	0	0
Sept. 21	at Texas	0-0-0	0	0	0	0	0	0	0	0
Sept. 28	K-State	0-1-1	0	0	0	0	0	0	0	0
Oct. 5	at TTU	0-0-0	0	0	0	0	0	0	0	0
Oct. 19	Baylor	2-0-2	1.0-2	1.0-2	0	0	0	0	0	0
Oct. 26	at Iowa St.	0-1-1	0	0	0	0	0	0	0	0
Nov. 2	TCU	1-0-1	1.0-2	1.0-2	0	0	0	0	0	0
Nov. 16	Kansas	0-0-0	0	0	0	0	2	0	0	0
Nov. 23	at WVU	1-0-1	0	0	0	0	0	0	0	0
Nov. 30	Oklahoma	0-0-0	0	0	0	0	0	0	0	0
Dec. 27	vs. TAMU	1-0-1	1.0-3	0	0	0	0	0	0	0

Jernigan's 2021 Game-by-Game Stats

Date	Opp.	UT-AT-TT	TFL	Sacks	INT	PBU	QBH	FF	FR	BK
Sept. 4	Missouri St.	0-0-0	0	0	0	0	0	0	0	0
Sept. 11	Tulsa	1-0-1	0	0	0	0	0	0	0	0
Sept. 18	at Boise St.	5-1-6	1.0-6	1.0-6	0	0	1	1	0	0
Sept. 25	K-State	1-0-1	0	0	0	0	1	0	0	0
Oct. 2	Baylor	0-0-0	0	0	0	0	0	0	0	0
Oct. 16	at Texas	1-2-3	1.0-7	1.0-7	0	0	0	0	0	0
Oct. 23	at Iowa St.	0-0-0	0	0	0	0	0	0	0	0
Oct. 30	Kansas	0-1-1	0	0	0	0	2	0	0	0
Nov. 6	at WVU	1-0-1	0	0	0	0	1	0	0	0
Nov. 13	TCU	2-0-2	0	0	0	0	0	0	0	0
Nov. 20	at TTU	0-0-0	0	0	0	0	0	0	0	0
Nov. 27	Oklahoma	1-2-3	0	0	0	0	0	0	0	0
Dec. 4	Baylor	1-0-1	0	0	0	0	0	0	0	0

Jernigan's Career Stats

Year	GP	UT-AT-TT	TFL	Sacks	INT	PBU	QBH	FF	FR	BK
2019	13	8-5-13	4.0	2.0	0	0	2	0	0	0
2020				DNP						
2021	13	13-6-19	2.0	2.0	0	0	5	1	0	0
Career	26	21-11-32	6.0	4.0	0	0	7	1	0	0

22 Demarco Jones

Cornerback | 6-0 | 185 | R-Sophomore
Tulsa, Okla./Booker T. Washington

Career Highs

Tackles	3 vs. Tulsa, 2021
TFL	No career tackles for loss
Sacks	No career sacks

Jones' 2020 Game-by-Game Stats

Date	Opp.	UT-AT-TT	TFL	Sacks	INT	PBU	QBH	FF	FR	BK
Sept. 19	Tulsa			DNP						
Sept. 26	WVU	0-0-0	0	0	0	0	0	0	0	0
Oct. 3	at Kansas	2-0-2								
Oct. 24	Iowa State	0-0-0	0	0	0	0	0	0	0	0
Oct. 31	Texas	0-0-0	0	0	0	0	0	0	0	0
Nov. 7	at K-State	0-0-0	0	0	0	0	0	0	0	0
Nov. 21	at Okla.			DNP						
Nov. 28	TTU			DNP						
Dec. 5	at TCU	0-0-0	0	0	0	0	0	0	0	0
Dec. 12	at Baylor	0-0-0	0	0	0	0	0	0	0	0
Dec. 29	vs. UM (FL)	1-0-1	0	0	0	0	0	0	0	0

Jones' 2021 Game-by-Game Stats

Date	Opp.	UT-AT-TT	TFL	Sacks	INT	PBU	QBH	FF	FR	BK
Sept. 4	Missouri St.	0-0-0	0	0	0	0	0	0	0	0
Sept. 11	Tulsa	0-3-3	0	0	0	0	0	0	0	0
Sept. 18	at Boise St.	0-0-0	0	0	0	0	0	0	0	0
Sept. 25	K-State	1-0-1	0	0	0	0	0	0	0	0
Oct. 2	Baylor	4-0-4	0	0	0	0	0	0	0	0
Oct. 16	at Texas	1-1-2	0	0	0	0	0	0	0	0
Oct. 23	at Iowa St.	0-0-0	0	0	0	0	0	0	0	0
Oct. 30	Kansas	0-0-0	0	0	0	0	0	0	0	0
Nov. 6	at WVU	0-0-0	0	0	0	0	0	0	0	0
Nov. 13	TCU	0-1-1	0	0	0	0	0	0	0	0
Nov. 20	at TTU			DNP						
Nov. 27	Oklahoma	0-0-0	0	0	0	0	0	0	1	0
Dec. 4	Baylor	0-0-0	0	0	0	0	0	0	0	0

Jones' Career Stats

Year	GP	UT-AT-TT	TFL	Sacks	INT	PBU	QBH	FF	FR	BK
2019	2	0-0-0	0.0	0.0	0	0	0	0	0	0
2020	8	3-0-3	0.0	0.0	0	0	0	0	0	0
2021	12	6-5-11	0.0	0.0	0	0	0	0	1	0
Career	22	10-4-14	0.0	0.0	0	0	0	0	1	0

71 Aden Kelley

Defensive Tackle | 6-2 | 305 | Freshman
Thomas, Okla./Thomas-Fay-Custer

Career Highs

Tackles	1 vs. Missouri State, 2021
TFL	No career TFL
Sacks	No career sacks

Kelley's 2021 Game-by-Game Stats

Date	Opp.	UT-AT-TT	TFL	Sacks	INT	PBU	QBH	FF	FR	BK
Sept. 4	Missouri St.	0-1-1	0	0	0	0	0	0	0	0
Sept. 11	Tulsa			DNP						
Sept. 18	at Boise St.			DNP						
Sept. 25	K-State			DNP						
Oct. 2	Baylor			DNP						
Oct. 16	at Texas			DNP						
Oct. 23	at Iowa St.			DNP						
Oct. 30	Kansas	0-0-0	0	0	0	0	0	0	0	0
Nov. 6	at WVU			DNP						
Nov. 13	TCU			DNP						
Nov. 20	at TTU			DNP						
Nov. 27	Oklahoma			DNP						
Dec. 4	Baylor			DNP						

Kelley's Career Stats

Year	GP	UT-AT-TT	TFL	Sacks	INT	PBU	QBH	FF	FR	BK
2021	2	0-1-1	0.0	0.0	0	0	0	0	0	0
Career	2	0-1-1	0.0	0.0	0	0	0	0	0	0

89 Tyler Lacy

Defensive End | 6-4 | 295 | R-Junior
Sachse, Texas/Sachse

Career Highs

Tackles	6, three times, last vs. Tulsa, 2021
TFL	3.0 vs. Texas, 2020
Sacks	2.0 vs. Texas, 2020
Pass Break Ups	1, twice, last at Iowa State, 2019

Lacy's 2019 Game-by-Game Stats

Date	Opp.	UT-AT-TT	TFL	Sacks	INT	PBU	QBH	FF	FR	BK
Aug. 30	at Ore. St.	1-0-1	0	0	0	1	1	0	0	0
Sept. 7	McNeese	0-1-1	0	0	0	0	0	0	0	0
Sept. 14	at Tulsa	0-6-6	0.5-1	0	0	0	2	0	0	0
Sept. 21	at Texas	0-1-1	0	0	0	1	0	0	0	0
Sept. 28	K-State			DNP						
Oct. 5	at TTU			DNP						
Oct. 19	Baylor			DNP						
Oct. 26	at Iowa St.	0-2-2	0	0	0	1	0	0	0	0
Nov. 2	TCU	1-0-1	1.0-4	1.0-4	0	0	0	0	0	0
Nov. 16	Kansas	2-0-2	0	0	0	0	0	0	0	0
Nov. 23	at WVU	1-1-2	0.5-2	0	0	0	0	0	0	0
Nov. 30	Oklahoma	1-2-3	0	0	0	0	0	0	0	0
Dec. 27	vs. TAMU	1-0-1	0	0	0	0	0	0	0	0

Lacy's 2020 Game-by-Game Stats

Date	Opp.	UT-AT-TT	TFL	Sacks	INT	PBU	QBH	FF	FR	BK
Sept. 19	Tulsa	1-0-1	0	0	0	0	0	0	0	0
Sept. 26	WVU	3-0-3	0	0	0	0	0	0	0	0
Oct. 3	at Kansas	1-3-4	0	0	0	0	1	0	0	0
Oct. 24	Iowa State	1-0-1	1.0-2	1.0-2	0	1	1	0	0	0
Oct. 31	Texas	3-0-3	3.0-14	2.0-100	0	1	0	0	0	0



Select Defensive Players Game-by-Game Stats

Lacy's 2021 Game-by-Game Stats

Date	Opp.	UT-AT-TT	TFL	Sacks	INT	PBU	QBH	FF	FR	BK
Sept. 4	Missouri St.	1-0-1	1.0-1	0	0	0	1	0	0	0
Sept. 11	Tulsa	5-1-6	1.5-6	0.5-3	0	0	0	0	0	0
Sept. 18	at Boise St.	1-1-2	0	0	0	2	0	0	0	0
Sept. 25	K-State	1-0-1	1.0-10	1.0-10	0	1	1	1	0	0
Oct. 2	Baylor	1-2-3	1.5-1	0	0	1	0	0	0	0
Oct. 16	at Texas	3-1-4	0	0	0	1	0	0	0	0
Oct. 23	at Iowa St.	0-2-2	0.5-1	0	0	1	0	0	0	0
Oct. 30	Kansas	2-0-2	0	0	0	0	0	0	0	0
Nov. 6	at WVU	1-0-1	1.0-10	1.0-10	0	0	0	0	0	0
Nov. 13	TCU	1-0-1	1.0-7	1.0-7	0	1	1	0	0	0
Nov. 20	at TTU	2-2-4	1.5-5	0	0	0	1	0	0	0
Nov. 27	Oklahoma	1-3-4	1.0-1	0	0	0	0	0	0	0
Dec. 4	Baylor	2-1-3	1.5-3	0	0	0	0	0	1-0	0

Lacy's Career Stats

Year	GP	UT-AT-TT	TFL	Sacks	INT	PBU	QBH	FF	FR	BK
2019	10	7-13-20	2.0	1.0	0	2	4	0	0	0
2020	11	19-13-32	8.0	4.0	0	5	1	0	0	0
2021	13	21-12-33	10.5	3.5	0	1	8	2	1	0
Career	34	47-38-85	20.5	8.5	0	3	17	3	1	0

23 Gabe Lemons

Safety | 6-0 | 184 | R-Junior
Prosper, Texas/Coppell

Career Highs

Tackles	1, 3x, last vs. Tulsa, 2020
Interceptions	No career interceptions
Pass Breakups	No career pass breakups

Lemons' 2019 Game-by-Game Stats

Date	Opp.	UT-AT-TT	TFL	Sacks	INT	PBU	QBH	FF	FR	BK
Aug. 30	at Ore. St.	0-0-0	0	0	0	0	0	0	0	0
Sept. 7	McNeese	1-0-1	0	0	0	0	1	0	0	0
Sept. 14	at Tulsa	0-0-0	0	0	0	0	0	0	0	0
Sept. 21	at Texas	0-0-0	0	0	0	0	0	0	0	0
Sept. 28	K-State	0-0-0	0	0	0	0	0	0	0	0
Oct. 5	at TTU	0-0-0	0	0	0	0	0	0	0	0
Oct. 19	Baylor	0-0-0	0	0	0	0	0	0	0	0
Oct. 26	at Iowa St.	0-0-0	0	0	0	0	0	0	0	0
Nov. 2	TCU	1-0-1	0	0	0	0	0	0	0	0
Nov. 16	Kansas	0-0-0	0	0	0	0	0	0	0	0
Nov. 23	at WVU	0-0-0	0	0	0	0	0	0	0	0
Nov. 30	Oklahoma	0-0-0	0	0	0	0	0	0	0	0
Dec. 27	vs. TAMU	0-0-0	0	0	0	0	0	0	0	0

Lemons' 2020 Game-by-Game Stats

Date	Opp.	UT-AT-TT	TFL	Sacks	INT	PBU	QBH	FF	FR	BK
Sept. 19	Tulsa	1-0-1	0	0	0	0	0	0	0	0
Sept. 26	WVU	0-0-0	0	0	0	0	0	0	0	0
Oct. 3	at Kansas			DNP						
Oct. 24	Iowa State	0-0-0	0	0	0	0	0	0	0	0
Oct. 31	Texas	0-0-0	0	0	0	0	0	0	0	0
Nov. 7	at K-State	0-0-0	0	0	0	0	0	0	0	0
Nov. 21	at Okla.	0-0-0	0	0	0	0	0	0	0	0
Nov. 28	TTU	0-0-0	0	0	0	0	0	0	0	0
Dec. 5	at TCU			DNP						
Dec. 12	at Baylor	0-0-0	0	0	0	0	0	0	0	0
Dec. 29	vs. UM (FL)			DNP						

Lemons' 2021 Game-by-Game Stats

Date	Opp.	UT-AT-TT	TFL	Sacks	INT	PBU	QBH	FF	FR	BK
Sept. 4	Missouri St.			DNP						
Sept. 11	Tulsa			DNP						
Sept. 18	at Boise St.			DNP						
Sept. 25	K-State			DNP						
Oct. 2	Baylor			DNP						
Oct. 16	at Texas			DNP						

Oct. 23	at Iowa St.			DNP						
Oct. 30	Kansas			DNP						
Nov. 6	at WVU			DNP						
Nov. 13	TCU			DNP						
Nov. 20	at TTU			DNP						
Nov. 27	Oklahoma			DNP						
Dec. 4	Baylor			DNP						

Lemons' Career Stats

Year	GP	UT-AT-TT	TFL	Sacks	INT	PBU	QBH	FF	FR	BK
2018	1	0-0-0	0.0	0.0	0	0	0	0	0	0
2019	13	2-0-2	0.0	0.0	0	0	0	1	0	0
2020	8	1-0-1	0.0	0.0	0	0	0	0	0	0
2021	0	0-0-0	0.0	0.0	0	0	0	0	0	0
Career	22	3-0-3	0.0	0.0	0	0	0	1	0	0

9 Brock Martin

Defensive End | 6-3 | 250 | R-Senior
Oologah, Okla./Oologah

Career Highs

Tackles	8 at Tulsa, 2019
TFL	3.0, at WVU, 2021
Sacks	2.0, twice, last at WVU, 2021
Fumbles Recovered	1, 5x, last vs. Oklahoma, 2021
Pass Break Ups	1 at Texas, 2019

Martin's 2018 Game-by-Game Stats

Date	Opp.	UT-AT-TT	TFL	Sacks	INT	PBU	QBH	FF	FR	BK
Aug. 30	Missouri St.	1-0-1	0	0	0	0	0	0	0	0
Sept. 8	South Ala.	1-0-1	1.0-3	1.0-3	0	0	0	0	0	0
Sept. 15	Boise St.	0-0-0	0	0	0	0	0	0	0	0
Sept. 22	TTU	2-0-2	0	0	0	0	0	0	0	0
Sept. 29	at Kansas	0-0-0	0	0	0	0	0	0	0	0
Oct. 6	Iowa State	0-0-0	0	0	0	0	0	0	0	0
Oct. 13	at K-State	1-0-1	0	0	0	0	0	0	0	0
Oct. 27	Texas	0-0-0	0	0	0	0	0	0	0	0
Nov. 3	at Baylor	0-0-0	0	0	0	0	0	0	0	0
Nov. 10	at Okla.	0-0-0	0	0	0	0	0	0	0	0
Nov. 17	WVU	0-0-0	0	0	0	0	0	0	1	0
Nov. 24	at TCU	1-0-1	0	0	0	0	0	0	0	0
Dec. 31	vs. Mizzou	1-0-1	0	0	0	0	0	0	0	0

Martin's 2019 Game-by-Game Stats

Date	Opp.	UT-AT-TT	TFL	Sacks	INT	PBU	QBH	FF	FR	BK
Aug. 30	at Ore. St.	1-0-1	0-0	0	0	0	1	0	0	0
Sept. 7	McNeese	2-0-2	1.0-1	0	0	0	0	0	0	0
Sept. 14	at Tulsa	1-7-8	0.5-0	0	0	0	0	0	0	0
Sept. 21	at Texas	2-2-4	0.5-0	0	1	0	0	0	0	0
Sept. 28	K-State	0-2-2	0.5-1	0	0	0	0	0	1	0
Oct. 5	at TTU	2-2-4	1.5-5	0	0	0	0	0	0	0
Oct. 19	Baylor	1-0-1	0	0	0	0	0	0	0	0
Oct. 26	at Iowa St.	0-2-2	0	0	0	0	0	0	0	0
Nov. 2	TCU	0-0-0	0	0	0	0	0	0	0	0
Nov. 16	Kansas	1-0-1	0	0	0	0	0	0	0	0
Nov. 23	at WVU	0-2-2	0	0	0	0	0	0	0	0
Nov. 30	Oklahoma	2-0-2	1.0-5	0	0	0	0	0	0	0
Dec. 27	vs. TAMU	0-0-0	0	0	0	0	0	0	0	0

Martin's 2020 Game-by-Game Stats

Date	Opp.	UT-AT-TT	TFL	Sacks	INT	PBU	QBH	FF	FR	BK
Sept. 19	Tulsa	0-0-0	0	0	0	0	1	0	0	0
Sept. 26	WVU	2-0-2	0	0	0	0	0	0	0	0
Oct. 3	at Kansas	1-1-2	0.5-2	0	0	0	0	0	0	0
Oct. 24	Iowa State	1-1-2	0	0	0	0	0	0	0	0
Oct. 31	Texas	2-3-5	1.5-9	1.5-9	0	0	0	0	0	0
Nov. 7	at K-State	2-0-2	1.0-2	0	0	0	0	0	0	0
Nov. 21	at Okla.	2-1-3	1.5-3	0	0	0	0	0	0	0
Nov. 28	TTU	2-0-2	0	0	0	0	0	0	0	0
Dec. 5	at TCU	2-0-2	0	0	0	2	0	1	0	0
Dec. 12	at Baylor	3-0-3	2.0-15	1.0-9	0	0	1	0	0	0
Dec. 29	vs. UM (FL)	3-1-4	1.0-2	0	0	1	0	1	0	0

Martin's 2021 Game-by-Game Stats

Date	Opp.	UT-AT-TT	TFL	Sacks	INT	PBU	QBH	FF	FR	BK
Sept. 4	Missouri St.	1-4-5	0.5	0.5	0	0	2	0	0	0
Sept. 11	Tulsa	0-3-3	0.5-1	0	0	0	0	0	0	0
Sept. 18	at Boise St.	2-2-4	2.5-14	2.0-14	0	1	0	0	0	0
Sept. 25	K-State	1-0-1	1.0-2	0	0	0	0	0	0	0
Oct. 2	Baylor			DNP						
Oct. 16	at Texas	2-0-2	1.0-2	0	0	0	1	0	0	0
Oct. 23	at Iowa St.	2-1-3	0	0	0	0	0	0	0	0
Oct. 30	Kansas	0-2-2	0	0	0	0	0	0	0	0
Nov. 6	at WVU	4-0-4	3.0-14	2.0-13	0	0	0	0	0	0
Nov. 13	TCU	1-3-4	0	0	0	0	1	0	0	0
Nov. 20	at TTU	1-3-4	2.0-10	1.5-8	0	1	0	0	0	0
Nov. 27	Oklahoma	2-0-2	0	0	0	0	0	0	1-0	0
Dec. 4	Baylor	3-1-4	1.5-7	1.0-6	0	0	0	0	0	0

Martin's Career Stats

Year	GP	UT-AT-TT	TFL	Sacks	INT	PBU	QBH	FF	FR	BK
2018	13	7-0-7	1.0	1.0	0	0	0	0	1	0
2019	13	12-17-29	5.0	0.0	0	1	1	0	1	0
2020	11	20-7-27	7.5	2.5	0	0	5	0	2	0
2021	12	19-19-38	12	6.5	0	0	6	0	1	0
Career	49	58-43-101	25.5	10	0	1	12	0	5	0

46 Nickolas Martin

Linebacker | 6-0 | 200 | Freshman
Texarkana, Texas/Pleasant Grove

Career Highs

Tackles	3 at Boise State, 2021
TFL	1 at Boise State, 2021
Sacks	0.5 vs. Missouri State, 2021

Martin's 2021 Game-by-Game Stats

Date	Opp.	UT-AT-TT	TFL	Sacks	INT	PBU	QBH	FF	FR	BK
Sept. 4	Missouri St.			DNP						
Sept. 11	Tulsa	0-0-0	0	0	0	0	0	0	0	0
Sept. 18	at Boise St.	1-0-1	0	0	0	0	0	0	0	0
Sept. 25	K-State	0-0-0</								



Select Defensive Players Game-by-Game Stats

2 Tanner McCalister

Safety | 5-11 | 195 | Senior
Rockwall, Texas/Rockwall-Heath

Career Highs

Tackles	7, vs. Missouri St., 2021
TFL	2.0 at TCU, 2020
Interceptions	1 at Texas, 2021
Pass Break Ups	3, at Texas Tech, 2021

McCalister's 2018 Game-by-Game Stats

Date	Opp.	UT-AT-TT	TFL	Sacks	INT	PBU	QBH	FF	FR	BK
Aug. 30	Missouri St.			DNP						
Sept. 8	South Ala.	0-0-0	0	0	0	0	0	0	0	0
Sept. 15	Boise St.	0-0-0	0	0	0	0	0	0	0	0
Sept. 22	TTU	1-0-1	0	0	0	0	0	0	0	0
Sept. 29	at Kansas	0-0-0	0	0	0	0	0	0	0	0
Oct. 6	Iowa State	1-0-1	0	0	0	0	0	0	0	0
Oct. 13	at K-State	0-0-0	0	0	0	0	0	0	0	0
Oct. 27	Texas	0-0-0	0	0	0	0	0	0	0	0
Nov. 3	at Baylor	1-0-1	0	0	0	0	0	0	0	0
Nov. 10	at Okla.	1-2-3	0	0	0	1	0	0	0	0
Nov. 17	WVU	0-0-0	0	0	0	0	0	0	0	0
Nov. 24	at TCU	1-0-1	0	0	0	0	0	0	0	0
Dec. 31	vs. Mizzou	4-0-4	0	0	0	0	0	0	0	0

McCalister's 2019 Game-by-Game Stats

Date	Opp.	UT-AT-TT	TFL	Sacks	INT	PBU	QBH	FF	FR	BK
Aug. 30	at Ore. St.	2-1-3	0	0	0	0	0	0	0	0
Sept. 7	McNeese	0-1-1	0	0	0	0	0	0	0	0
Sept. 14	at Tulsa	2-2-4	0.5-1	0	0	0	0	0	0	0
Sept. 21	at Texas	3-0-3	0	0	0	0	0	0	0	0
Sept. 28	K-State	0-1-1	0	0	0	0	0	0	0	0
Oct. 5	at TTU	4-1-5	0	0	0	0	0	0	0	0
Oct. 19	Baylor	0-0-0	0	0	0	0	0	0	0	0
Oct. 26	at Iowa St.	1-0-1	0	0	0	0	0	0	0	0
Nov. 2	TCU	3-3-6	1.0-4	0	0	0	0	0	0	0
Nov. 16	Kansas	1-0-1	0	0	0	0	1	0	0	0
Nov. 23	at WVU	1-0-1	0	0	0	0	0	0	0	0
Nov. 30	Oklahoma	0-1-1	0	0	0	0	0	0	0	0
Dec. 27	vs. TAMU	3-1-4	0	0	0	0	0	0	0	0

McCalister's 2020 Game-by-Game Stats

Date	Opp.	UT-AT-TT	TFL	Sacks	INT	PBU	QBH	FF	FR	BK
Sept. 19	Tulsa	5-1-6	0	0	0	1	0	0	0	0
Sept. 26	WVU	2-0-2	0	0	0	0	0	0	0	0
Oct. 3	at Kansas	0-0-0	0	0	0	1	0	0	0	0
Oct. 24	Iowa State	2-0-2	0	0	0	0	1	0	0	0
Oct. 31	Texas	4-2-6	0	0	0	1	0	0	0	0
Nov. 7	at K-State	5-1-6	0	0	0	0	0	0	0	0
Nov. 21	at Okla.	2-0-2	0	0	0	0	0	0	0	0
Nov. 28	TTU	2-3-5	0	0	0	0	0	0	0	0
Dec. 5	at TCU	5-0-5	2.0-2	0	0	1	0	0	0	0
Dec. 12	at Baylor	1-0-1	0	0	0	0	0	0	0	0
Dec. 29	vs. UM (FL)	4-2-6	0	0	0	1	0	0	0	0

McCalister's 2021 Game-by-Game Stats

Date	Opp.	UT-AT-TT	TFL	Sacks	INT	PBU	QBH	FF	FR	BK
Sept. 4	Missouri St.	3-4-7	0	0	0	0	0	0	0	0
Sept. 11	Tulsa	2-0-2	0	0	0	0	0	0	0	0
Sept. 18	at Boise St.	4-0-4	0	0	0	0	0	0	0	0
Sept. 25	K-State	0-1-1	0	0	0	0	0	0	0	0
Oct. 2	Baylor	0-0-0	0	0	0	1	0	0	0	0
Oct. 16	at Texas	1-1-2	0	0	0	1-13	0	0	0	0
Oct. 23	at Iowa St.	4-0-4	0	0	0	0	0	0	0	0
Oct. 30	Kansas	2-1-3	1.0-1	0	0	0	0	0	0	0
Nov. 6	at WVU	3-2-5	0	0	0	0	1	0	0	0
Nov. 13	TCU	1-2-3	0	0	0	0	0	0	0	0
Nov. 20	at TTU	2-0-2	0	0	0	3	0	0	0	0
Nov. 27	Oklahoma	1-0-1	0	0	0	1	0	0	0	0
Dec. 4	Baylor	1-2-3	0	0	0	0	0	0	0	0

McCalister's Career Stats

Year	GP	UT-AT-TT	TFL	Sacks	INT	PBU	QBH	FF	FR	BK
2018	12	9-2-11	0.0	0	0	1	0	0	0	0
2019	13	20-11-31	1.5	0	0	0	1	0	0	0
2020	11	32-9-41	2.0	0	0	5	1	0	0	0
2021	13	24-13-37	1.0	0	1	5	1	0	0	0
Career	49	85-35-120	4.5	0	1	11	3	0	0	0

6 Jabbar Muhammad

Cornerback | 5-10 | 175 | Sophomore
DeSoto, Texas/DeSoto

Career Highs

Tackles	3, vs. Missouri St., 2021
TFL	0.5, vs. Missouri St., 2021
Interceptions	No career interceptions
Pass Break Ups	No career pass break ups

Muhammad's 2020 Game-by-Game Stats

Date	Opp.	UT-AT-TT	TFL	Sacks	INT	PBU	QBH	FF	FR	BK
Sept. 19	Tulsa			DNP						
Sept. 26	WVU			DNP						
Oct. 3	at Kansas	1-0-1	0	0	0	0	0	0	0	0
Oct. 24	Iowa State			DNP						
Oct. 31	Texas			DNP						
Nov. 7	at K-State	0-0-0	0	0	0	0	0	0	0	0
Nov. 21	at Okla.			DNP						
Nov. 28	TTU	0-0-0	0	0	0	0	0	0	0	0
Dec. 5	at TCU	0-0-0	0	0	0	0	0	0	0	0
Dec. 12	at Baylor			DNP						
Dec. 29	vs. UM (FL)	0-0-0	0	0	0	0	0	0	0	0

Muhammad's 2021 Game-by-Game Stats

Date	Opp.	UT-AT-TT	TFL	Sacks	INT	PBU	QBH	FF	FR	BK
Sept. 4	Missouri St.	2-1-3	0.5-4	0	0	1	0	0	0	0
Sept. 11	Tulsa	1-0-1	0	0	0	0	0	0	0	0
Sept. 18	at Boise St.	0-0-0	0	0	0	0	0	0	0	0
Sept. 25	K-State	0-0-0	0	0	0	0	0	0	0	0
Oct. 2	Baylor	3-0-3	0	0	0	0	0	0	0	0
Oct. 16	at Texas	1-0-1	0	0	0	0	0	0	0	0
Oct. 23	at Iowa St.	0-0-0	0	0	0	0	0	0	0	0
Oct. 30	Kansas	0-0-0	0	0	0	0	0	0	0	0
Nov. 6	at WVU	1-0-1	0	0	0	1	0	0	0	0
Nov. 13	TCU	0-1-1	0	0	0	0	0	0	0	0
Nov. 20	at TTU	1-0-1	0	0	0	0	0	0	0	0
Nov. 27	Oklahoma	0-0-0	0	0	0	0	0	0	0	0
Dec. 4	Baylor	2-2-4	0	0	0	0	0	0	0	0

Muhammad's Career Stats

Year	GP	UT-AT-TT	TFL	Sacks	INT	PBU	QBH	FF	FR	BK
2020	5	1-0-1	0.0	0.0	0	0	0	0	0	0
2021	13	11-4-15	0.5	0.5	0	1	1	0	0	0
Career	18	12-4-16	0.5	0.5	0	1	1	0	0	0

30 Collin Oliver

Defensive End | 6-2 | 225 | Freshman
Oklahoma City, Okla./Edmond Santa Fe

Career Highs

Tackles	6 vs. Baylor, 2021
TFL	3.0 vs. Baylor, 2021
Sacks	2.0, 3X, last vs. Baylor, 2021

Oliver's 2021 Game-by-Game Stats

Date	Opp.	UT-AT-TT	TFL	Sacks	INT	PBU	QBH	FF	FR	BK
Sept. 4	Missouri St.	0-1-1	0.5-5	0.5-5	0	0	0	0	0	0
Sept. 11	Tulsa	1-1-2	0	0	0	0	0	0	0	0
Sept. 18	at Boise St.	2-1-3	1	0	0	0	0	0	0	0
Sept. 25	K-State	0-2-2	0	0	0	0	0	0	0	0
Oct. 2	Baylor	5-1-6	3.0-8	2.0-7	0	0	3	0	0	0
Oct. 16	at Texas	2-0-2	2.0-8	1.0-4	0	0	1	0	0	0
Oct. 23	at Iowa St.	1-1-2	1.0-8	1.0-8	0	0	0	0	0	0
Oct. 30	Kansas	1-0-1	0	0	0	0	0	0	0	0
Nov. 6	at WVU	1-0-1	1.0-6	1.0-6	0	0	0	0	0	0
Nov. 13	TCU	1-0-1	1.0-5	1.0-5	0	0	0	0	0	0
Nov. 20	at TTU	2-0-2	1.0-2	1.0-2	0	0	0	0	0	0
Nov. 27	Oklahoma	2-0-2	2.0-11	2.0-11	0	0	0	0	0	0
Dec. 4	Baylor	2-1-3	2.5-29	2.0-28	0	0	1	0	0	0

Oliver's Career Stats

Year	GP	UT-AT-TT	TFL	Sacks	INT	PBU	QBH	FF	FR	BK
2021	13	20-8-28	15	11.5	0	0	4	1	0	0
Career	13	20-8-28	15	11.5	0	0	4	1	0	0

20 Malcolm Rodriguez

Linebacker | 5-11 | 225 | Senior
Wagoner, Okla./Wagoner

Career Highs

Tackles	15, vs. Missouri St., 2021
TFL	3.0, vs. Oklahoma, 2021
Pass Break Ups	1, 8X, last vs. Oklahoma, 2021
Interceptions	1 at Iowa State, 2019
Sacks	2.0, vs. Oklahoma, 2021

Rodriguez's 2017 Game-by-Game Stats

Date	Opp.	UT-AT-TT	TFL	Sacks	INT	PBU	QBH	FF	FR	BK
Aug. 31	Tulsa			DNP						
Sept. 9	at USA			DNP						
Sept. 16	at Pitt			DNP						
Sept. 23	TCU			DNP						
Sept. 30	at TTU	1-1-2	0	0	0	0	0	0	0	0
Oct. 14	Baylor	0-0-0	0	0	0	0	0	0	0	0
Oct. 21	at Texas	0-1-1	0	0	0	0	0	0	0	0
Oct. 28	at WVU	0-0-0	0	0	0	0	0	0	0	0
Nov. 4	Oklahoma	0-0-0	0	0	0	0	0	0	0	0
Nov. 11	at Iowa St.	3-0-3	0	0	0	0	0	0	0	0
Nov. 18	K-State	1-0-1	0	0	0	0	0	0	0	0
Nov. 25	Kansas	1-0-1	0	0	0	0	0	0	0	0
Dec. 28	vs. VT	2-1-3	0	0	0	0	0	0	0	0

Rodriguez's 2018 Game-by-Game Stats

Date	Opp.	UT-AT-TT	TFL	Sacks	INT	PBU	QBH	FF	FR	BK
Aug. 30	Missouri St.	0-2-2	0	0	0	0	0	0	0	0
Sept. 8	South Ala.	2-2-4	1.0-4	0	0	0	0	0	0	0
Sept. 15	Boise St.	5-6-11	0	0	0	0	0	0	0	0
Sept										



Select Defensive Players Game-by-Game Stats

35 Samuela Tuihalamaka

Defensive Tackle | 6-1 | 304 | R-Junior
Riverside, Calif./Mater Dei

Career Highs

Tackles	6 at Tulsa, 2019
Interceptions	No career interceptions
TFL	1.0 at West Virginia, 2019
Sacks	1.0, twice, last vs. Kansas, 2021
Pass Break Ups	No career pass break ups

Tuihalamaka's 2019 Game-by-Game Stats

Date	Opp.	UT-AT-TT	TFL	Sacks	INT	PBU	QBH	FF	FR	BK
Aug. 30 at Ore. St.	1-0-1	0	0	0	0	0	1	0	0	0
Sept. 7 McNeese	1-0-1	0	0	0	0	0	0	0	0	0
Sept. 14 at Tulsa	2-4-6	0.5-2	0	0	0	0	0	0	0	0
Sept. 21 at Texas	1-3-4	0.5-0	0	0	0	0	0	0	0	0
Sept. 28 K-State	2-0-2	0	0	0	0	0	0	1	0	0
Oct. 5 at TTU	2-1-3	0	0	0	0	0	0	0	0	0
Oct. 19 Baylor	0-0-0	0	0	0	0	0	0	0	0	0
Oct. 26 at Iowa St.	0-0-0	0	0	0	0	0	1	0	0	0
Nov. 2 TCU	0-1-1	0	0	0	0	0	1	0	0	0
Nov. 16 Kansas	0-0-0	0	0	0	0	0	0	0	0	0
Nov. 23 at WVU	1-1-2	1.0-6	1.0-6	0	0	0	0	0	0	0
Nov. 30 Oklahoma	0-0-0	0	0	0	0	0	0	0	0	0
Dec. 27 vs. TAMU				DNP						

Tuihalamaka's 2020 Game-by-Game Stats

Date	Opp.	UT-AT-TT	TFL	Sacks	INT	PBU	QBH	FF	FR	BK
Sept. 19 Tulsa				DNP						
Sept. 26 WVU	0-0-0	0	0	0	0	0	0	0	0	0
Oct. 3 at Kansas	0-0-0	0	0	0	0	0	0	0	0	0
Oct. 24 Iowa State				DNP						
Oct. 31 Texas				DNP						
Nov. 7 at K-State				DNP						
Nov. 21 at Okla.				DNP						
Nov. 28 TTU	0-0-0	0	0	0	0	0	0	0	0	0
Dec. 5 at TCU				DNP						
Dec. 12 at Baylor	2-0-2	0	0	0	0	0	0	0	0	0
Dec. 29 vs. UM (FL)	0-0-0	0	0	0	0	0	0	0	0	0

Tuihalamaka's 2021 Game-by-Game Stats

Date	Opp.	UT-AT-TT	TFL	Sacks	INT	PBU	QBH	FF	FR	BK
Sept. 4 Missouri St.				DNP						
Sept. 11 Tulsa				DNP						
Sept. 18 at Boise St.				DNP						
Sept. 25 K-State	1-0-1	1.0-2	0	0	0	0	0	0	0	0
Oct. 2 Baylor				DNP						
Oct. 16 at Texas				DNP						
Oct. 23 at Iowa St.				DNP						
Oct. 30 Kansas	2-0-2	1.0-1	0	0	0	0	0	0	0	0
Nov. 6 at WVU	0-0-0	0	0	0	0	0	0	0	0	0
Nov. 13 TCU				DNP						
Nov. 20 at TTU				DNP						
Nov. 27 Oklahoma				DNP						
Dec. 4 Baylor				DNP						

Tuihalamaka's Career Stats

Year	GP	UT-AT-TT	TFL	Sacks	INT	PBU	QBH	FF	FR	BK
2019	12	10-10-20	2.0	1.0	0	0	3	1	0	0
2020	5	2-0-2	0.0	0.0	0	0	0	0	0	0
2021	3	3-0-3	2.0	0.0	0	0	0	0	0	0
Career	20	15-10-25	4.0	1.0	0	0	3	1	0	0

96 Kody Walterscheid

Defensive End | 6-6 | 275 | R-Sophomore
Muenster, Texas/Muenster

Career Highs

Tackles	4 at Texas, 2021
Interceptions	No career interceptions
TFL	1.0, at WVU, 2021
Sacks	1.0, at WVU, 2021
Pass Break Ups	No career pass break ups

Walterscheid's 2020 Game-by-Game Stats

Date	Opp.	UT-AT-TT	TFL	Sacks	INT	PBU	QBH	FF	FR	BK
Sept. 19 Tulsa				DNP						
Sept. 26 WVU	0-1-1	0	0	0	0	0	0	0	0	0
Oct. 3 at Kansas	0-0-0	0	0	0	0	0	0	0	0	0
Oct. 24 Iowa State				DNP						
Oct. 31 Texas				DNP						
Nov. 7 at K-State	1-0-1	0	0	0	0	0	0	0	0	0
Nov. 21 at Okla.	1-0-1	0	0	0	0	0	0	0	0	0
Nov. 28 TTU	3-0-3	0	0	0	0	0	0	0	0	0
Dec. 5 at TCU	0-0-0	0	0	0	0	0	0	0	0	0
Dec. 12 at Baylor	0-0-0	0	0	0	0	1	0	0	0	0
Dec. 29 vs. UM (FL)	0-0-0	0	0	0	0	0	0	0	0	0

Walterscheid's 2021 Game-by-Game Stats

Date	Opp.	UT-AT-TT	TFL	Sacks	INT	PBU	QBH	FF	FR	BK
Sept. 4 Missouri St.	0-0-0	0	0	0	0	1	0	0	0	1
Sept. 11 Tulsa	1-1-2	0	0	0	0	0	0	0	0	0
Sept. 18 at Boise St.	1-0-1	0	0	0	0	0	0	0	0	0
Sept. 25 K-State	0-0-0	0	0	0	0	0	0	0	0	0
Oct. 2 Baylor	0-0-0	0	0	0	0	0	0	0	0	0
Oct. 16 at Texas	1-3-4	0.5-0	0	0	0	0	0	0	0	0
Oct. 23 at Iowa St.	1-2-3	0.5-0	0	0	0	0	0	0	0	0
Oct. 30 Kansas	1-0-1	0	0	0	0	0	0	0	0	0
Nov. 6 at WVU	3-0-3	1.0-7	1.0-7	0	0	0	0	0	0	0
Nov. 13 TCU	0-1-1	0	0	0	0	0	0	0	0	0
Nov. 20 at TTU	0-1-1	0	0	0	0	0	0	0	0	0
Nov. 27 Oklahoma	1-0-1	0	0	0	0	1	0	0	0	0
Dec. 4 Baylor	0-2-2	0	0	0	0	0	0	0	0	0

Walterscheid's Career Stats

Year	GP	UT-AT-TT	TFL	Sacks	INT	PBU	QBH	FF	FR	BK
2019	1	0-0-0	0.0	0.0	0	0	0	0	0	0
2020	8	5-1-6	0.0	0.0	0	0	1	0	0	0
2021	13	9-10-19	2.0	1.0	0	0	2	0	0	1
Career	22	14-11-25	2.0	1.0	0	0	3	0	0	1

12 Kanion Williams

Safety | 6-0 | 190 | R-Junior
Dallas, Texas/South Oak Cliff

Career Highs

Tackles	4 vs. Texas Tech, 2020
Pass Break Ups	No career pass break ups
Interceptions	No career interceptions

Williams' 2018 Game-by-Game Stats

Date	Opp.	UT-AT-TT	TFL	Sacks	INT	PBU	QBH	FF	FR	BK
Aug. 30 Missouri St.	0-0-0	0	0	0	0	0	0	0	0	0
Sept. 8 South Ala.				DNP						
Sept. 15 Boise St.				DNP						
Sept. 22 TTU				DNP						
Sept. 29 at Kansas				DNP						
Oct. 6 Iowa State				DNP						
Oct. 13 at K-State				DNP						
Oct. 27 Texas	1-0-1	0	0	0	0	0	0	0	0	0
Nov. 3 at Baylor	0-0-0	0	0	0	0	0	0	0	0	0
Nov. 10 at Okla.	1-0-1	0	0	0	0	0	0	0	0	0

Nov. 17 WVU	DNP
Nov. 24 at TCU	DNP
Dec. 31 vs. Mizzou	DNP

Williams' 2019 Game-by-Game Stats

Date	Opp.	UT-AT-TT	TFL	Sacks	INT	PBU	QBH	FF	FR	BK
Aug. 30 at Ore. St.	0-0-0	0	0	0	0	0	0	0	0	0
Sept. 7 McNeese	2-1-3	0	0	0	0	0	0	0	0	0
Sept. 14 at Tulsa	0-1-1	0	0	0	0	0	0	0	0	0
Sept. 21 at Texas				DNP						
Sept. 28 K-State				DNP						
Oct. 5 at TTU	0-0-0	0	0	0	0	0	0	0	0	0
Oct. 19 Baylor				DNP						
Oct. 26 at Iowa St.	1-1-2	0	0	0	0	0	0	0	0	0
Nov. 2 TCU	2-0-2	0	0	0	0	0	0	0	0	0
Nov. 16 Kansas	0-0-0	0	0	0	0	0	0	0	0	0
Nov. 23 at WVU	1-0-1	0	0	0	0	0	0	0	0	0
Nov. 30 Oklahoma	0-0-0	0	0	0	0	0	0	0	0	0
Dec. 27 vs. TAMU	0-0-0	0	0	0	0	0	0	0	0	0

Williams' 2020 Game-by-Game Stats

Date	Opp.	UT-AT-TT	TFL	Sacks	INT	PBU	QBH	FF	FR	BK
Sept. 19 Tulsa	0-0-0	0	0	0	0	0	0	0	0	0
Sept. 26 WVU	0-0-0	0	0	0	0	0	0	0	0	0
Oct. 3 at Kansas	2-1-3	0	0	0	0	0	0	0	0	0
Oct. 24 Iowa State	1-0-1	0	0	0	0	0	0	0	0	0
Oct. 31 Texas	0-1-1	0	0	0	0	0	0	0	0	0
Nov. 7 at K-State	1-0-1	0	0	0	0	0	0	0	0	0
Nov. 21 at Okla.	0-0-0	0	0	0	0	0	0	0	0	0
Nov. 28 TTU	3-1-4	0	0	0	0	0	0	0	0	0
Dec. 5 at TCU	0-0-0	0	0	0	0	0	0	0	0	0
Dec. 12 at Baylor	1-0-1	0	0	0	0	0	0	0	0	0
Dec. 29 vs. UM (FL)	0-0-0	0	0	0	0	1	0	0	0	0

Williams' 2021 Game-by-Game Stats

Date	Opp.	UT-AT-TT	TFL	Sacks	INT	PBU	QBH	FF	FR	BK
Sept. 4 Missouri St.	0-0-0	0	0	0	0	0	0	0	0	0
Sept. 11 Tulsa	0-0-0	0	0	0	0	0	0	0	0	0
Sept. 18 at Boise St.	0-0-0	0	0	0	0	0	0	0	0	0
Sept. 25 K-State	0-0-0	0	0	0	0	0	0	0	0	0
Oct. 2 Baylor	0-0-0	0	0	0	0	0	0	0	0	0
Oct. 16 at Texas	0-3-3	0	0	0	0	0	0	0	0	0
Oct. 23 at Iowa St.	0-0-0	0	0	0	0	0	0	0	0	0
Oct. 30 Kansas	1-0-1	0	0	0	0	0	0	0	0	0
Nov. 6 at WVU	1-0-1	0	0	0	0	0	0	0	0	0
Nov. 13 TCU	0-0-0	0	0	0	0	0	0	0	0	0
Nov. 20 at TTU	0-0-0	0	0	0	0	0	0	0	0	0
Nov. 27 Oklahoma	0-0-0	0	0	0	0	0	0	0	0	0
Dec. 4 Baylor	1-0-1	0	0	0	0	0	0	0	0	0

Williams' Career Stats

Year	GP	UT-AT-TT	TFL	Sacks	INT	PBU	QBH	FF	FR	BK
2018	4	2-0-2	0	0	0	0	0	0	0	0
2019	10	6-3-9	0	0	0	0	0	0	0	0
2020	11	8-3-11	0	0	0	0	1	0	0	0
2021	13	3-3-6	0	0	0	0	0	0	0	0
Career	38	19-9-28	0	0	0	0	1	0	0	0



Starting Lineups/Player Career Starts

Game-by-Game Starting Lineups

Starting Lineups - Offense

		LT	LG	C	RG	RT	WR/CW	WR	WR	WR/RB	RB	QB
Sept. 4	Missouri State	Miterko	Sills	Godlevske	Birmingham	Springfield	Johnson	Bry. Green	Presley	Martin	Brown	Illingworth
Sept. 11	Tulsa	Birmingham	Sills	Godlevske	Wilson	Springfield	Cassity	Bry. Green	Presley	Martin	Brown	Sanders
Sept. 18	at Boise State	Birmingham	Sills	Godlevske	Woodard	Springfield	Owens	Bry. Green	Presley	Warren	Brown	Sanders
Sept. 25	Kansas State	Birmingham	Sills	Godlevske	Woodard	Springfield	Cassity	Owens	Presley	Martin	Warren	Sanders
Oct. 2	Baylor	Birmingham	Sills	Godlevske	Woodard	Springfield	Cassity	Owens	Presley	Martin	Warren	Sanders
Oct. 16	at Texas	Birmingham	Sills	Godlevske	Woodard	Springfield	Cassity	Owens	Presley	Martin	Warren	Sanders
Oct. 23	at Iowa State	Birmingham	Sills	Godlevske	Woodard	Springfield	Cassity	Owens	Presley	Martin	Warren	Sanders
Oct. 30	Kansas	Birmingham	Sills	Godlevske	Woodard	Wilson	Cassity	Bry. Green	Presley	Martin	Warren	Sanders
Nov. 6	at West Virginia	Birmingham	Sills	Godlevske	Woodard	Wilson	Cassity	Bry. Green	Presley	Martin	Warren	Sanders
Nov. 13	TCU	Birmingham	T. Williams	Godlevske	Woodard	Wilson	Carter	Bry. Green	Presley	Martin	Warren	Sanders
Nov. 20	at Texas Tech	Birmingham	T. Williams	Michalski	Woodard	Wilson	Carter	Bray	Bl. Green	Martin	Warren	Sanders
Nov. 27	Oklahoma	Birmingham	Sills	Michalski	Woodard	Wilson	J.P. Richardson	Bray	Presley	Martin	Warren	Sanders
Dec. 4	vs. Baylor	Birmingham	Sills	Michalski	Woodard	Wilson	J.P. Richardson	Bray	Bl. Green	Martin	Warren	Sanders

Starting Lineups - Defense

		DE	DT	DT	DE	LB	LB	S	S	S	CB	CB
Sept. 4	Missouri State	Lacy	Asi	Evers	B. Martin	D. Harper	Rodriguez	McCalister	Sterling	Harvell-Peel	Holmes	Bernard-Converse
Sept. 11	Tulsa	Lacy	Asi	Evers	B. Martin	Cobb	Rodriguez	McCalister	Taylor II	Harvell-Peel	Holmes	Bernard-Converse
Sept. 18	at Boise State	Lacy	Asi	Evers	B. Martin	D. Harper	Rodriguez	McCalister	Taylor II	Harvell-Peel	Holmes	Bernard-Converse
Sept. 25	Kansas State	Lacy	Asi	Evers	B. Martin	D. Harper	Rodriguez	McCalister	Taylor II	Harvell-Peel	Holmes	Bernard-Converse
Oct. 2	Baylor	Lacy	Antwine	Evers	Oliver	D. Harper	Rodriguez	McCalister	Taylor II	Harvell-Peel	Holmes	Bernard-Converse
Oct. 16	at Texas	Lacy	Antwine	Evers	B. Martin	D. Harper	Rodriguez	McCalister	Taylor II	Harvell-Peel	Holmes	Bernard-Converse
Oct. 23	at Iowa State	Lacy	Antwine	Evers	B. Martin	D. Harper	Rodriguez	McCalister	Taylor II	Harvell-Peel	Holmes	Bernard-Converse
Oct. 30	Kansas	Lacy	Antwine	Evers	B. Martin	D. Harper	Rodriguez	McCalister	Taylor II	Harvell-Peel	Holmes	Bernard-Converse
Nov. 6	at West Virginia	Lacy	Antwine	Evers	B. Martin	D. Harper	Rodriguez	McCalister	Taylor II	Harvell-Peel	Holmes	Bernard-Converse
Nov. 13	TCU	Lacy	Antwine	Evers	B. Martin	D. Harper	Rodriguez	McCalister	Taylor II	Harvell-Peel	Holmes	Bernard-Converse
Nov. 20	at Texas Tech	Lacy	Antwine	Evers	B. Martin	D. Harper	Rodriguez	McCalister	Taylor II	Harvell-Peel	Holmes	Bernard-Converse
Nov. 27	Oklahoma	Lacy	Antwine	Evers	B. Martin	D. Harper	Rodriguez	McCalister	Taylor II	Harvell-Peel	Holmes	Bernard-Converse
Dec. 4	vs. Baylor	Lacy	Antwine	Evers	B. Martin	D. Harper	Rodriguez	McCalister	Taylor II	Harvell-Peel	Holmes	Bernard-Converse

Career Consecutive and Total Starts

Player, Pos.	Yr.	Consecutive Starts	Total Starts	Starts by Year					Player, Pos.	Yr.	Consecutive Starts	Total Starts	Starts by Year				
				2021	2020	2019	2018	2017					2021	2020	2019	2018	2017
Jarrick Bernard-Converse, CB	Sr.	46	46	13	11	13	9	-	Danny Godlevske, OL	*RSr.	0	50	10	3(MU)	13(MU)	12(MU)	1; (11 in '16)
Malcolm Rodriguez, LB	*Sr.	43	47	13	11	13	10	0	Tre Sterling, S	RSr.	0	22	1	10	11	0	0
Tyler Lacy, DL	RJr.	30	34	13	11	10	0	-	Jake Springfield, OL	RSO.	0	16	7	9	0	-	-
Tanner McCalister, S	Sr.	23	25	13	10	2	0	-	Trace Ford, DL	Jr.	0	15	-	9	6	-	-
Kolby Harvell-Peel, S	Sr.	18	39	13	10	12	4	-	Brennan Presley, WR	So.	0	12	11	1	-	-	-
Christian Holmes, CB	*RSr.	15	27	13	2	4(MU)	8(MU)	0(MU)	Trey Rucker, S	Jr.	0	9	0	0(WF)	9(WF)	-	-
Cole Birmingham, OL	RSO.	14	15	13	2	0	-	-	Logan Carter, CW	*RSr.	0	8	2	2	3	1	0
Brendon Evers, DL	RSr.	13	21	13	5	3	0	0	Braden Cassity, WR	RJr.	0	7	7	0	0	0	-
Spencer Sanders, QB	RJr.	12	31	12	9	10	0	-	Bryson Green, WR	Fr.	0	6	6	-	-	-	-
Jason Taylor II, S	RJr.	12	13	12	0	1	0	-	Hunter Anthony, OL	RJr.	0	5	0	1	4	0	-
Hunter Woodard, OL	RJr.	11	21	11	10	0	0	-	Rashod Owens, WR	RFr.	0	5	5	0	-	-	-
Devin Harper, LB	*RSr.	11	15	12	1	1	1	0	Sione Asi, DT	RSr.	0	4	4	0	0	-	-
Jaylen Warren, RB	RSr.	11	13	11	2(USU)	0(USU)	-	-	LD Brown, RB	*RSr.	0	4	3	1	0	0	0
Tay Martin, WR	*Sr.	10	33	12	0	7(WSU)	13(WSU)	1(WSU)	Dezmon Jackson, RB	RSr.	0	3	0	3	0	-	-
Israel Antwine, DT	Sr.	9	35	9	6	9	11(CU)	-	Samuela Tuihalamaka, DT	RJr.	0	3	-	0	3	0	-
Brock Martin, DL	RSr.	8	21	12	2	7	0	0	Shane Illingworth, QB	So.	0	3	1	2	-	-	-
Preston Wilson, OL	RSO.	6	11	7	4	0	-	-	Tyrese Williams, OL	RJr.	0	2	2	0	0	0	-
Joe Michalski, OL	RSO.	3	3	3	0	0	-	-	Thomas Harper, S	Jr.	0	1	0	1	0	-	-
Jaden Bray, WR	Fr.	3	3	3	-	-	-	-	Taylor Miterko, OL	RSO.	0	1	1	0	0	-	-
Josh Sills, OL	RSr.	2	46	11	11	2(WVU)	12(WVU)	10(WVU)	Mason Cobb, LB	So.	0	1	1	0	-	-	-
John Paul Richardson, WR	Fr.	2	2	2	-	-	-	-	Collin Oliver, DE	Fr.	0	1	1	-	-	-	-
Blaine Green, WR	Fr.	1	2	2	-	-	-	-									

* Super Senior

Game-by-Game Captains

Sept. 4	Missouri State	Brown	Holmes	Rodriguez	Hembrough
Sept. 11	Tulsa	Presley	Sills	McCalister	Flanagan
Sept. 18	at Boise State	Warren	Lacy	Bernard-Converse	K. Williams
Sept. 25	Kansas State	Warren	Woodard	B. Martin	Schultz
Oct. 2	Baylor	Sanders	Antwine	Harvell-Peel	Kopenski
Oct. 16	at Texas	Godlevske	Sills	D. Harper	Jones Jr.
Oct. 23	at Iowa State	Woodard	Evers	Taylor II	Flanagan
Oct. 30	Kansas	Presley	Godlevske	Rodriguez	K. Williams
Nov. 6	at West Virginia	Sills	Asi	D. Harper	Schultz
Nov. 13	TCU	T. Martin	Sanders	Harvell-Peel	Roberson
Nov. 20	at Texas Tech	Woodard	Bernard-Converse	Martin	Cobb
Nov. 27	Oklahoma	Sanders	Wilson	Rodriguez	K. Williams
Dec. 4	Baylor	Sanders	D. Harper	Rodriguez	Jones Jr.



Explosive Plays

Passing plays - 20 yards or longer (44)

Yds	Connection	Opponent	Result of Pass	Result of Drive
52	Sanders to Warren	Kansas State	1st and 10 at KSU 23	Touchdown
46	Sanders to Bl. Green	TCU	Touchdown	Touchdown
42	Sanders to Presley	Iowa State	Touchdown	Touchdown
40	Illingworth to Bl. Green	Kansas	1st and 10 at KAN 37	Touchdown
38	Sanders to Martin	Texas Tech	1st and 10 at TTU 10	Field Goal
36	Sanders to Martin	Kansas	Touchdown	Touchdown
36	Illingworth to Bray	Missouri State	1st and 10 at MSU 43	Downs
35	Sanders to Martin	Texas Tech	1st and 10 at TTU 46	Field Goal
33	Sanders to Presley	Kansas State	1st and 10 at KSU 36	Punt
33	Illingworth to Presley	Missouri State	1st and 10 at MSU 44	Punt
32	Sanders to Owens	Baylor	Touchdown	Touchdown
31	Sanders to Bl. Green	TCU	1st and 10 at TCU 3	Touchdown
30	Sanders to Martin	Oklahoma	Touchdown	Touchdown
28	Sanders to Bl. Green	West Virginia	1st and 10 at WVU 13	Touchdown
28	Illingworth to Owens	Missouri State	1st and 10 at MSU15	Touchdown
28	Sanders to Bray	Tulsa	1st and 10 at TUL 34	Touchdown
27	Illingworth to Martin	Missouri State	1st and 10 at OSU 37	Fumble
26	Sanders to Bray	Baylor	1st and 10 at BAY 08	Field Goal
26	Sanders to Martin	Baylor	1st and 10 at BAY 7	Field Goal
26	Sanders to Bray	Tulsa	Touchdown	Touchdown
25	Sanders to Bray	Baylor	1st and 10 at BAY 44	Field Goal
25	Sanders to Martin	Iowa State	Touchdown	Touchdown
25	Sanders to Martin	Iowa State	1st and 10 at ISU 48	Touchdown
24	Sanders to Martin	Texas Tech	1st and 10 at TTU 16	Field Goal
24	Sanders to Presley	TCU	Fumble	Fumble
24	Sanders to Richardson	Texas	1st and Goal at TEX 8	Field Goal
24	Sanders to Bl. Green	Kansas State	1st and 10 at KSU 29	Missed FG
24	Sanders to Cabbiness	Boise State	1st and 10 at OSU 47	End of Half
23	Sanders to Martin	Baylor	1st and 10 at BAY 34	Field Goal
22	Sanders to Presley	Oklahoma	1st and 10 at OU 44	Touchdown
23	Sanders to Bl. Green	Kansas State	1st and 10 at KSU 48	Touchdown
22	Sanders to Owens	Iowa State	1st and 10 at OSU 48	Missed FG
22	Illingworth to Presley	Missouri State	1st and 10 at MSU 43	Touchdown
22	Illingworth to Martin	Missouri State	1st and 10 at OSU 41	Punt
22	Sanders to Presley	Tulsa	1st and 10 at TUL 42	Punt
21	Sanders to Br. Green	TCU	1st and 10 at OSU 50	Punt
21	Sanders to Presley	Iowa State	1st and 10 at ISU 41	Missed FG
21	Sanders to Martin	Baylor	1st and 10 at BAY 34	Field Goal
21	Sanders to Warren	Tulsa	1st and 10 at TUL 39	Touchdown
20	Sanders to Cassity	Kansas	1st and 10 at OSU 50	Touchdown
20	Sanders to Martin	Iowa State	1st and 10 at ISU 25	Touchdown
20	Sanders to Martin	Texas	1st and Goal at TEX 9	Field Goal
20	Sanders to Presley	Kansas State	Touchdown	Touchdown
20	Sanders to Martin	Kansas State	1st and 10 at KSU 39	Field Goal

Running plays - 20 yards or longer (17)

Yds	Rusher	Opponent	Result of Rush	Result of Drive
75	Jaylen Warren	Boise State	Touchdown	Touchdown
63	Jaden Nixon	TCU	Touchdown	Touchdown
43	Jaylen Warren	TCU	1st and 10 at TCU 15	Touchdown
37	Spencer Sanders	Oklahoma	Touchdown	Touchdown
37	Spencer Sanders	Tulsa	1st and Goal at TUL 8	Touchdown
29	Jaylen Warren	Texas	1st and Goal at TEX 10	Touchdown
28	Dominic Richardson	TCU	1st and 10 at TCU 33	Touchdown
27	Dominic Richardson	TCU	1st and 10 at TCU 39	Touchdown
27	Jaylen Warren	Texas	1st and 10 at TEX 33	Touchdown
27	Jaylen Warren	Boise State	1st and 10 at BSU 48	Touchdown
25	Spencer Sanders	Baylor	1st and 10 at BAY 41	Touchdown
24	Jaylen Warren	Oklahoma	1st and 10 at OU 34	Missed FG
24	Jaylen Warren	TCU	1st and 10 at TCU 44	Touchdown
23	Jaylen Warren	Kansas	1st and 10 at OSU 45	Punt
21	Jaylen Warren	Baylor	1st and 10 at OSU46	Touchdown
20	Dominic Richardson	TCU	Touchdown	Touchdown
20	Jaylen Warren	Texas	1st and 10 at TEX 26	Field Goal

Kick returns - 30 yards or longer (7)

Yds	Returner	Opponent	Result of Return	Result of Drive
100	Brennan Presley	Oklahoma	Touchdown	Touchdown
98	LD Brown	Tulsa	Touchdown	Touchdown
42	Brennan Presley	Oklahoma	1st and 10 at OSU 42	Touchdown
37	Brennan Presley	Kansas State	1st and 10 at OSU 42	Missed FG
36	Brennan Presley	Missouri State	1st and 10 at OSU 36	Punt
31	Brennan Presley	TCU	1st and 10 at OSU 31	Touchdown
31	Dominic Richardson	Texas	1st and 10 at OSU 32	Punt

Punt returns - 20 yards or longer (0)

Yds	Returner	Opponent	Result of Return	Result of Drive
-----	----------	----------	------------------	-----------------

Interception/fumble returns - 20 yards or longer (3)

Yds	Returner	Opponent	Result of Return	Result of Drive
85	Jason Taylor II	Texas	Touchdown	Touchdown
27	Nick Session	Kansas	1st and 10 at KAN 13	Field Goal
20	Kolby Harvell-Peel	Kansas	1st and 10 at KAN 19	Touchdown



Scoring Summary

Sept. 4 vs. Missouri State

	Qtr.	Time	Plays	Yds.	Elapsed
Tay Martin, 5 yd pass from Shane Illingworth	1	9:47	9	72	3:05
Jaylen Warren, 1 yd run	2	11:38	9	66	3:28
LD Brown, 11 yd run	2	10:57	2	25	:29
Alex Hale, 35 yd FG	4	13:05	4	-7	:49

Sept. 11 vs. Tulsa

	Qtr.	Time	Plays	Yds.	Elapsed
Jaden Bray, 26 yd pass from Spencer Sanders	2	4:05	8	80	3:08
Bryson Green, 16 yd pass from Spencer Sanders	4	14:52	13	76	5:40
LD Brown, 98 yd kickoff return	4	10:41	0	0	0:00
Jaylen Warren, 11 yd run	4	4:59	7	72	2:57

Sept. 18 at Boise State

	Qtr.	Time	Plays	Yds.	Elapsed
Jaylen Warren, 75 yard touchdown run	1	4:59	1	75	0:11
Jaylen Warren, 6 yard run	2	2:10	10	75	4:16
Spencer Sanders, 1 yard	2	0:06	5	21	1:52

Sept. 25 vs. Kansas State

	Qtr.	Time	Plays	Yds.	Elapsed
Spencer Sanders, 2 yd run	1	6:32	7	75	2:19
Brennan Presley, 20 yd pass from Spencer Sanders	1	3:26	7	73	2:46
Malcolm Rodriguez, 0 yd fumble return	1	3:15	0	0	0:06
Tay Martin, 7 yd pass from Spencer Sanders	2	10:51	11	90	4:42
Alex Hale, 20 yd FG	2	4:21	11	88	4:27

Oct. 2 vs. Baylor

	Qtr.	Time	Plays	Yds.	Elapsed
Jaylen Warren, 8 yd run	1	10:40	12	75	4:20
Rashod Owens, 32 yd pass from Spencer Sanders	2	0:36	6	69	2:01
Tanner Brown, 20 yd field goal	3	14:56	10	72	3:18
Jaylen Warren, 4 yd rush	4	2:10	8	56	3:22

Oct. 16 at Texas

	Qtr.	Time	Plays	Yds.	Elapsed
Tanner Brown, 21 yd field goal	1	3:41	10	61	3:49
Jason Taylor II, 85 yd interception return	2	5:13	-	-	
Tanner Brown, 39 yd field goal	2	0:08	12	48	3:39
Tanner Brown, 21 yd field goal	3	4:49	9	43	3:09
Brennan Presley, 7 yd pass from Spencer Sanders	4	10:16	10	80	4:32
Tanner Brown, 29 yd field goal	4	4:37	9	51	3:36
Spencer Sanders, 10 yd rush	4	2:18	3	42	0:54

Oct. 23 at Iowa State

	Qtr.	Time	Plays	Yds.	Elapsed
Brennan Presley, 5 yd pass from Spencer Sanders	1	5:55	6	48	3:14
Brennan Presley, 42 yd pass from Spencer Sanders	2	0:59	4	72	0:46
Tay Martin, 25 yd pass from Spencer Sanders	4	8:36	5	58	2:05

Oct. 30 vs. Kansas

	Qtr.	Time	Plays	Yds.	Elapsed
Spencer Sanders, 4 yd rush	1	5:49	8	68	2:30
Tanner Brown, 49 yd field goal	1	3:37	4	5	2:05
Brennan Presley, 4 yd pass from Spencer Sanders	1	0:27	4	19	1:30
Tay Martin, 36 yd pass from Spencer Sanders	2	11:42	4	70	1:53
Brennan Presley, 14 yd rush	2	5:58	6	67	2:00
Dominic Richardson, 5 yd rush	2	2:23	5	34	1:13
Blaine Green, 12 yd pass from Shane Illingworth	3	11:15	9	75	3:45
John Paul Richardson, 2 yd pass from Shane Illingworth	4	14:28	10	82	4:16
Alex Hale, 26 yd field goal	4	10:54	10	82	1:11

Nov. 6 at West Virginia

	Qtr.	Time	Plays	Yds.	Elapsed
Tay Martin, 6yd pass from Spencer Sanders	2	8:32	7	53	2:35
Tanner Brown, 34 yd field goal	2	1:10	11	53	4:48
Tay Martin, 12 yd pass from Spencer Sanders	3	5:30	4	26	1:43
Jaylen Warren, 13 yd rush	4	13:20	4	45	1:40

Nov. 13 vs. TCU

	Qtr.	Time	Plays	Yds.	Elapsed
Jaylen Warren, 1 yd rush	1	5:01	11	68	3:16
Jaylen Warren, 6 yd rush	2	14:55	7	69	2:01
Jaylen Warren, 2 yd rush	2	5:04	13	84	5:36
Blaine Green, 46 yd pass from Spencer Sanders	2	1:42	4	89	1:03
Dezmon Jackson, 5 yd rush	3	9:07	10	63	3:56
Dominic Richardson, 2 yd rush	3	3:17	10	78	4:46
Dezmon Jackson, 1 yd rush	4	13:27	8	55	3:42
Dominic Richardson, 20 yd rush	4	8:32	6	75	3:17
Jaden Nixon, 63 yd rush	4	5:04	3	69	1:35

Nov. 20 at Texas Tech

	Qtr.	Time	Plays	Yds.	Elapsed
Tanner Brown, 24 yd field goal	1	10:02	12	70	3:56
Tanner Brown, 33 yd field goal	2	10:19	9	65	1:53
John Paul Richardson, 14 yard pass from Spencer Sanders	2	0:26	13	80	3:52
Tanner Brown, 19 yd field goal	3	9:49	6	23	2:11
Spencer Sanders, 9 yd rush	4	14:26	9	75	4:32

Nov. 27 vs. Oklahoma

	Qtr.	Time	Plays	Yds.	Elapsed
Tay Martin, 30 yd pass from Spencer Sanders	1	10:57	5	80	1:29
Tay Martin, 4 yd rush	1	7:16	7	58	1:44
Brennan Presley, 100 yd kickoff return	2	14:38	-	-	0:00
Tanner Brown, 27 yd field goal	2	6:25	11	63	4:35
Spencer Sanders, 37 yd rush	4	13:52	7	58	1:25
Jaylen Warren, 1 yd rush	4	8:54	3	5	0:49

Dec. 4 vs. Baylor

	Qtr.	Time	Plays	Yds.	Elapsed
Tanner Brown, 23 yd field goal	1	7:52	14	68	4:22
Tanner Brown, 23 yd field goal	2	3:34	10	69	1:55
Dominic Richardson, 4 yd rush	3	7:09	8	36	3:20
Tanner Brown, 20 yd field goal	4	8:17	10	27	4:30



Game-by-Game Team Leaders

Offense

	-----Passing-----					-----Rushing-----				-----Receiving-----				
	Comp.	Att.	Yds	TDs	Long	Att.	Yds	TDs	Long	Rec.	Yds	YAC	TDs	Long
9/4 MSU	Illingworth 22	Illingworth 40	Illingworth 315	Illingworth 1	Illingworth 36	Brown 15	Brown 30	Brown/Warren 1	Johnson 13	Martin 6	Martin 107	Presley/Owens 23	Martin 1	Bray 36
9/11 TU	Sanders 15	Sanders 26	Sanders 173	Sanders 2	Sanders 28	Warren 14	Sanders 62	Warren 1	Sanders 37	Bray/Presley 4	Bray 84	Bray/Presley 34	Bray/Br.Green 1	Bray 28
9/18 at BSU	Sanders 6	Sanders 13	Sanders 82	-	Sanders 24	Warren 32	Warren 218	Warren 2	Warren 75	Owens 2	Owens 34	Presley 11	-	Cabbiness 24
9/25 KSU	Sanders 22	Sanders 34	Sanders 344	Sanders 2	Sanders 52	Warren 27	Warren 123	Sanders 1	Warren 19	Martin 9	Martin 100	Warren 85	Martin/Presley 1	Warren 52
10/2 BU	Sanders 13	Sanders 23	Sanders 182	Sanders 1	Sanders 32	Warren 36	Warren 125	Warren 2	Warren 25	Martin 6	Martin 110	Martin 18	Owens 1	Owens 32
10/16 at UT	Sanders 19	Sanders 32	Sanders 178	Sanders 1	Sanders 24	Warren 33	Warren 193	Sanders 1	Warren 29	Martin 6	Martin 48	Cassidy 30	Presley 1	D.Richardson 24
10/23 at ISU	Sanders 15	Sanders 24	Sanders 225	Sanders 3	Sanders 42	Warren 18	Warren 76	-	Sanders 18	Presley 6	Presley 84	Owens 25	Presley 2	Presley 42
10/30 KU	Sanders 12	Sanders 19	Sanders 157	Sanders/Illingworth 2	Illingworth 40	Richardson/Nixon 11	Richardson 79	3 players 1	Warren 23	Martin 5	Martin 84	Warren 22	4 players 1	Bl.Green 40
11/6 at WVU	Sanders 21	Sanders 31	Sanders 182	Sanders 2	Sanders 28	Warren 16	Warren 78	Warren 1	Warren 18	Martin 7	Martin 63	Presley 35	Martin 2	Bray 28
11/13 TCU	Sanders 17	Sanders 25	Sanders 235	Sanders 1	Sanders 46	Warren 17	Richardson 134	Warren 3	Nixon 63	Presley 6	Bl.Green 80	Bl.Green 67	Bl.Green 1	Bl.Green 46
11/20 at TTU	Sanders 19	Sanders 38	Sanders 239	Sanders 1	Sanders 38	Richardson 20	Richardson 84	Sanders 1	Richardson/Sanders 16	Martin 7	Martin 130	Martin 41	J.P. Richardson 1	Martin 38
11/27 OU	Sanders 19	Sanders 30	Sanders 214	Sanders 1	Sanders 30	Warren 17	Sanders 93	Sanders/Warren/Martin 1	Sanders 37	Martin 7	Martin 89	Warren 34	Martin 1	Martin 30
12/4 vs. BU	Sanders 31	Sanders 46	Sanders 257	-	Sanders 26	Jackson 19	Sanders 33	Richardson 1	Sanders 11	Martin 9	Martin 88	Jackson 44	-	Bray 26

Defense

	-----Tackles-----			-----Sacks-----		-----TFL-----		-----Fumbles-----			-----Interceptions-----		PBU	Blks	QBH
	Solo	Asst	Total	No.	Yds	No.	Yds	FF	FR	FR Yds	No.	Yds			
9/4 MSU	Rodriguez 9	Rodriguez 6	Rodriguez 15	D. Harper 1.5	D. Harper 15	D. Harper 2.5	D. Harper 16	Rodriguez 1	D. Harper/Black 1	D. Harper/Black 0	-	-	3 players 1	Walterscheid 1	Rodriguez 3
9/11 TU	Rodriguez 8	Rodriguez 5	Rodriguez 13	Kopenski 1.0	Kopenski 9	Lacy 1.5	Kopenski 9	-	-	-	-	-	Holmes/Bern.-Con. 1	-	Taylor 1
9/18 at BSU	3 Players 5	Rodriguez 3	Rodriguez 8	Martin 2.0	Martin 14	Martin 2.5	Martin 14	Rodriguez/Jernigan 1	Harper 0	Harper 0	Harvell-Peel 1	Harvell-Peel 0	Rodriguez 1	Taylor II 1	Harper/Lacy 2
9/25 KSU	Rodriguez 6	Harvell-Peel 4	Harvell-Peel 8	Antwine/Lacy 1.0	Lacy 10	Antwine 2.0	Lacy 10	Lacy 1	Rodriguez 1	Rodriguez 0	Harvell-Peel 1	Harvell-Peel 1	Bern.-Con. 3	-	Rod./Ant. 2
10/2 BU	Oliver 5	Rodriguez 8	Rodriguez 11	Oliver 2.0	Oliver 7	Oliver 3.0	Oliver 8	-	-	-	-	-	5 players 1	-	Oliver 3
10/16 at UT	D. Harper 6	Rodriguez 5	D. Harper 8	Jernigan/Oliver 1.0	Jernigan 7	Oliver 2.0	Oliver 8	-	-	-	Taylor/McCalister 1	Taylor 85	-	-	4 players 1
10/23 at ISU	Rodriguez/D. Harper 6	Rodriguez 7	Rodriguez 13	D. Harper/Oliver 1.0	D. Harper 12	D. Harper/Oliver 1.0	D. Harper 12	-	-	-	-	-	Taylor II 1	-	Harper/Lacy 1
10/30 KU	Session 4	Rodriguez 3	Rodriguez/Farrar 5	Irby 1.0	Irby 3	Irby 2.0	Irby 5	-	-	-	Taylor/H.-P./Session 1	Session 27	Holmes 2	-	Harper/Jernigan 2
11/6 at WVU	Rodriguez 8	3 players 2	Rodriguez 9	D. Harper/Martin 2.0	Taylor 26	D. Harper/Martin 3.0	Taylor 26	D. Harper/Taylor 1	Black 1	Black 0	Holmes 1	Holmes 2	Muhammad 1	-	3 players 1
11/13 TCU	D. Harper 5	Martin 3	D. Harper 7	Farrar 1.5	Lacy 7	Rodriguez 2.0	Lacy 7	Rodriguez 1	-	-	-	-	Lacy/Bern.-Con. 1	-	3 players 1
11/20 at TTU	D. Harper 5	Martin 3	D. Harper 6	Martin 1.5	Bernard-Converse 11	3 players 2.0	Bernard-Converse 11	Lacy 1	Rodriguez 1	Rodriguez 0	-	-	McCalister 3	-	Martin 1
11/27 OU	D. Harper 7	Rodriguez 6	D. Harper 11	Rodriguez/Oliver 2.0	Rodriguez 16	Rodriguez 3.0	Rodriguez 18	T. Harper 1	Martin 1	Martin 0	-	-	Bernard-Converse 2	-	D. Harper 4
12/4 vs. BU	Rodriguez 8	Rodriguez 4	Rodriguez 12	Oliver 2.0	Oliver 28	Oliver 2.5	Oliver 29	Rodriguez/Oliver 1	Black/Lacy 1	Black/Lacy 0	-	-	Bernard-Converse 1	-	-

Special Teams

	-----Kicks-----		-----Punts-----				-----Field Goals-----			-----Kickoff Returns-----			-----Punt Returns-----			-----Comb. KR-----		All-Purp. Yds
	No.	Yds	No.	Yds	Long	In 20	FGM	FGA	Long	No.	Yds	Long	No.	Yds	Long	No.	Yds	
9/4 MSU	Pohl 3	Pohl 187	Hutton 7	Hutton 318	Hutton 52	Hutton 3	Hale 1	Hale 1	Hale 35	Brown/Presley 1	Presley 36	Presley 36	Presley 3	Presley 15	Presley 12	Presley 4	Presley 51	Presley 119
9/11 TU	T.Brown 5	T.Brown 323	Hutton 7	Hutton 301	Hutton 49	Hutton 1	-	-	-	Brown 2	Brown 116	Brown 98	Presley 2	Presley 34	Presley 19	Brown/Presley 2	Brown 116	Brown 141
9/18 at BSU	T.Brown 4	T.Brown 255	Hutton 7	Hutton 268	Hutton 55	Hutton 3	-	Hale 1	-	Brown 1	Brown 16	Brown 16	-	-	-	Brown 1	Brown 16	Warren 218
9/25 KSU	T.Brown 6	T.Brown 389	Hutton 6	Hutton 236	Hutton 48	Hutton 2	Hale 1	Hale 3	Hale 20	Presley 2	Presley 63	Presley 37	Presley 3	Presley 12	Presley 14	Presley 5	Presley 75	Warren 204
10/2 BU	T.Brown 5	T.Brown 315	Hutton 5	Hutton 180	Hutton 50	Hutton 2	T.Brown 1	T.Brown 1	T.Brown 20	-	-	-	Presley 1	Presley 6	Presley 6	Presley 1	Presley 6	Warren 130
10/16 at UT	T.Brown 8	T.Brown 464	Hutton 6	Hutton 255	Hutton 60	Hutton 3	T.Brown 4	T.Brown 4	T.Brown 39	D.Richardson 2	D.Richardson 54	D.Richardson 31	Presley 2	Presley 5	Presley 6	Presley/D.Rich. 2	D.Richardson 54	Warren 193
10/23 at ISU	T.Brown 4	T.Brown 254	Hutton 5	Hutton 216	Hutton 49	Hutton 2	-	T.Brown 2	-	Presley 3	Presley 67	Presley 27	Presley 2	Presley -4	Presley 0	Presley 5	Presley 63	Presley 147
10/30 KU	T.Brown 7	T.Brown 452	Hutton 1	Hutton 55	Hutton 55	-	T.Brown/Hale 1	T.Brown/Hale 1	T.Brown 49	Nixon 1	Nixon 15	Nixon 15	Presley/Nixon 1	Nixon 2	Nixon 2	Nixon 2	Nixon 17	Warren 88
11/6 at WVU	T.Brown 5	T.Brown 323	Hutton 6	Hutton 244	Hutton 44	Hutton 4	T.Brown 1	T.Brown 1	T.Brown 34	Presley 1	Presley 27	Presley 27	-	-	-	Presley 1	Presley 27	Warren 87
11/13 TCU	T.Brown 8	T.Brown 480	Hutton 1	Hutton 38	Hutton 38	Hutton 1	-	-	-	Presley 1	Presley 31	Presley 31	Presley 1	Presley 6	Presley 6	Presley 2	Presley 37	Richardson 134
11/20 at TTU	T.Brown 6	T.Brown 385	Hutton 7	Hutton 322	Hutton 50	Hutton 2	T.Brown 3	T.Brown 3	T.Brown 33	-	-	-	-	-	-	-	-	Martin 139
11/27 OU	T.Brown 8	T.Brown 513	Hutton 4	Hutton 172	Hutton 47	Hutton 1	T.Brown 1	T.Brown 2	T.Brown 27	Presley/D.Rich. 2	Presley 142	Presley 100	Presley 1	Presley -8	Presley -8	Presley 3	Presley 134	Presley 174
12/4 vs. BU	T.Brown 5	T.Brown 325	Hutton 4	Hutton 180	Hutton 47	Hutton 0	T.Brown 3	T.Brown 3	T.Brown 23	-	-	-	-	-	-	-	-	Martin 88



Drive Analysis

Oklahoma State Season Drive Chart

Opponent	Total Drives	Total Yards	Avg. Start Position	Start In Opp.	How Ended							
					TD	FG	Missed FG	Punt	Downs	Turnover	Clock	Saf
Missouri State	15	369	OSU32	2	3	1	0	7	1	2	1	0
Tulsa	12	313	OSU27	1	3	0	0	7	0	1	1	0
at Boise State	13	328	OSU30	1	3	0	1	7	0	1	1	0
Kansas State	13	481	OSU24	0	3	1	2	6	0	0	1	0
Baylor	14	401	OSU28	1	3	1	0	5	0	3	2	0
at Texas	14	398	OSU35	3	2	4	0	6	0	1	1	0
at Iowa State	12	332	OSU30	1	3	0	2	5	1	0	1	0
Kansas	13	535	OSU40	4	7	2	0	1	2	0	1	0
at West Virginia	13	285	OSU37	4	3	1	0	6	1	1	1	0
TCU	13	682	OSU26	0	9	0	0	1	0	2	1	0
at Texas Tech	13	427	OSU30	2	2	3	0	7	0	0	1	0
Oklahoma	15	354	OSU33	2	4	1	1	4	0	2	2	1
Baylor	13	333	OSU28	2	1	3	0	4	1	4	0	0

Note: Non-offensive touchdowns and turnovers on punt returns and kick returns are not counted as drives.

Scoring Drive Analysis

Plays Run	Okla. State		Opponent	
	TD	FG	TD	FG
1-5	14	3	9	1
6-10	26	8	8	9
11-15	6	6	4	4
16+	0	0	0	0

Yards Gained	Okla. State		Opponent	
	TD	FG	TD	FG
Negative Yards	0	1	0	0
0-9 yards	1	2	0	0
10-19 yards	1	0	2	1
20-29 yards	3	1	0	0
30-39 yards	2	0	1	2
40-49 yards	3	2	2	3
50-59 yards	6	2	0	2
60-69 yards	8	5	3	4
70-79 yards	14	3	6	1
80-89 yards	7	1	6	1
90-99 yards	1	0	0	0

Time Consumed	Okla. State		Opponent	
	TD	FG	TD	FG
0:00-0:59	5	1	1	1
1:00-1:59	11	3	8	1
2:00-2:59	9	2	4	3
3:00-3:59	12	6	3	2
4:00-4:59	7	5	3	4
5:00-5:59	2	0	0	1
6:00-6:59	0	0	0	1
7:00-7:59	0	0	1	1
8:00-8:59	0	0	0	0
9:00-9:59	0	0	1	0
10:00+	0	0	0	0

Opponent Season Drive Chart

Opponent	Total Drives	Total Yards	Avg. Start Position	Start In Opp.	How Ended							
					TD	FG	Missed FG	Punt	Downs	Turnover	Clock	Saf
Missouri State	15	336	MSU31	2	1	3	1	6	2	1	1	0
Tulsa	12	347	TUL23	0	2	1	0	8	0	0	1	0
at Boise State	13	303	BSU27	2	2	2	1	5	0	2	1	0
Kansas State	13	260	KSU26	0	1	2	0	7	1	2	0	0
Baylor	13	280	BAY27	2	2	0	0	9	2	0	0	0
at Texas	15	317	TEX26	1	3	1	0	7	1	2	1	0
at Iowa State	12	374	ISU25	0	3	1	0	5	2	0	1	0
Kansas	13	143	KAN24	0	0	1	0	7	1	3	1	0
at West Virginia	12	133	WVU23	1	0	1	0	8	1	1	1	0
TCU	12	273	TCU24	0	1	1	0	8	1	0	1	0
at Texas Tech	13	108	TTU22	0	0	0	0	9	3	1	0	0
Oklahoma	14	441	OU27	1	3	1	0	7	2	1	0	0
Baylor	13	242	BAY37	4	3	0	2	5	1	1	1	0

Note: Non-offensive touchdowns and turnovers on punt returns and kick returns are not counted as drives.

Three-and-Out

For the purpose of this note, a three-and-out is defined as a possession in which three offensive plays were run without gaining a first down and those three plays were followed immediately by a punt, or a possession that resulted in a turnover before the offense gained a first down.

Game	OSU Three-and-Out/Drives	Opponent Three-and-Out/Drives
Missouri State	5/15	5/15
Tulsa	3/12	2/12
at Boise State	4/13	2/13
Kansas State	5/13	7/13
Baylor	2/14	7/13
at Texas	3/14	8/15
at Iowa State	3/12	5/12
Kansas	0/13	7/13
at West Virginia	4/13	6/12
TCU	0/13	4/12
at Texas Tech	2/13	8/13
Oklahoma	3/15	2/14
Baylor	4/13	4/13

Downs Summary Oklahoma State Offense

Down	Neg. Yds.	Yardage Gained						Conv.-Att*	Conv Pct.
		0-3	4-6	7-9	10	11+	20+		
First Down	48	183	70	44	9	52	23	90-429	.209
Second Down	26	150	58	24	9	34	20	92-321	.286
Third Down	10	97	30	21	7	23	18	91-206	.441
Fourth Down	0	9	3	0	0	0	0	6-12	.500
Total	84	439	161	89	25	109	61	279-968	.288

Opponent Offense

Down	Neg. Yds.	Yardage Gained						Conv.-Att*	Conv Pct.
		0-3	4-6	7-9	10	11+	20+		
First Down	29	158	56	41	7	23	22	56-341	.164
Second Down	20	136	38	30	3	26	17	69-270	.255
Third Down	20	107	22	16	4	12	7	49-188	.260
Fourth Down	2	20	2	0	0	1	2	8-27	.296
Total	71	421	118	87	14	62	48	182-826	.220

* Conv. = Plays that resulted in a first down or touchdown. Att = Total plays run

Game-Opening Drives

	Oklahoma State				Opponent			
	Plays	Yards	TOP	Result	Plays	Yards	TOP	Result
Missouri State	9	72	3:05	Touchdown	3	9	2:02	Punt
Tulsa	7	17	3:22	Punt	9	25	5:22	Punt
at Boise State	3	2	1:52	Punt	12	52	4:19	Field Goal
Kansas State	7	75	2:19	Touchdown	13	68	6:03	Field Goal
Baylor	12	75	4:20	Touchdown	5	38	1:51	Punt
at Texas	3	9	1:32	Punt	11	75	4:52	Touchdown
at Iowa State	5	19	1:47	Punt	5	43	2:52	Downs
Kansas	8	62	2:52	Downs	3	9	2:11	Punt
at West Virginia	3	8	1:41	Punt	11	64	5:33	Field Goal
TCU	5	41	1:52	Fumble	10	34	4:51	Downs
at Texas Tech	12	70	3:56	Field Goal	3	1	1:02	Punt
Oklahoma	3	5	0:50	Punt	4	16	1:44	Punt
Baylor	14	68	4:22	Field Goal	5	49	2:46	Fumble

Second Half-Opening Drives

	Oklahoma State				Opponent			
	Plays	Yards	TOP	Result	Plays	Yards	TOP	Result
Missouri State	6	17	2:11	Punt	4	31	2:11	Punt
Tulsa	5	27	1:56	Punt	3	9	2:19	Punt
at Boise State	14	41	7:47	Punt	3	4	1:14	Punt
Kansas State	7	27	2:39	Missed FG	3	3	1:00	Punt
Baylor	3	6	1:08	Interception	9	21	5:15	Punt
at Texas	4	20	1:07	Punt	5	80	2:04	Touchdown
at Iowa State	3	8	1:48	Punt	6	87	2:41	Touchdown
Kansas	9	75	3:45	Touchdown	12	48	7:25	Field Goal
at West Virginia	3	4	1:20	Punt	8	27	4:27	Punt
TCU	10	63	3:56	Touchdown	3	-6	1:57	Punt
at Texas Tech	4	15	1:19	Punt	5	12	1:41	Fumble
Oklahoma	1	-8	0:07	Safety	7	47	2:32	Punt
Baylor	8	35	2:46	Interception	4	9	1:45	Downs



OSU in the Big 12 and NCAA Statistics (Entering Bowl Season)

Team Stats

Category	Value	Big 12 Rank	NCAA Rank
Scoring Offense	30.6	5	51
Scoring Defense	16.8	1	8
Total Offense	402.9	7	65
Total Defense	278.4	1	3
Rushing Offense	181.8	4	45
Rushing Defense	91.2	1	5
Passing Offense	221.2	7	76
Passing Yards Allowed	187.2	1	12
Team Passing Efficiency	130.86	9	79
Team Passing Efficiency Defense	116.81	1	16
Passing Yards per Completion	11.98	7	76
Kickoff Returns	30.63	1	2
Kickoff Return Defense	20.65	5	60
Punt Returns	3.78	9	123
Punt Return Defense	0.44	1	2
Passes Intercepted	8	7	87
Passes Had Intercepted	13	10	106
Net Punting	40.27	6	47
Team Sacks	4.23	1	1
Team Tackles for Loss	8.5	1	1
Sacks Allowed	1.15	1	10
First Downs Offense	294	1	18
First Downs Defense	197	1	8
3rd Down Conversion Pct	0.444	2	26
3rd Down Conversion Pct Defense	0.261	1	2
4th Down Conversion Pct	0.5	6	71
4th Down Conversion Pct Defense	0.308	1	6
Fewest Penalty Yards Per Game	55.85	9	75
Time of Possession	31:00	4	32
Turnover Margin	-0.23	6	87
Turnovers Gained	15	4	74
Fumbles Recovered	7	4	50
Fumbles Lost	5	3	26
Defensive TDs	2	1	23
Blocked Kicks	3	2	21
Red Zone Offense	0.881	6	33
Red Zone Defense	0.867	5	95

Individual Stats (Top 10 in the Big 12 or top 100 in the FBS)

	Value	Big 12 Rank	FBS Rank
3 Spencer Sanders - QB			
Total Offense	250.9	2	48
Completions Per Game	17.42	3	55
Points Responsible For	132	5	59
Passing Yards	2,468	3	60
Passing TDs	16	6	61
Points Responsible For Per Game	11	6	63
Passing Yards Per Game	205.7	4	67
Completion Percentage	0.615	9	67
Passing Yards per Completion	11.81	7	74
Yards per Pass Attempt	7.26	9	78
Passing Efficiency	130.9	9	83
Rush Yards Per Carry	4.21	10	-
Rushing TDs	6	12	-
Rushing Yards Per Game	45.2	12	-
Rushing Yards	543	13	-
7 Jaylen Warren - RB			
Rushing Yards	1,134	4	25
Rushing Yards Per Game	87.2	7	40
Rushing TDs	11	5	41
Total Touchdowns	11	7	61
All Purpose	101.92	8	83
Rush Yards Per Carry	4.78	7	92
Total Points Scored	66	15	-
Scoring	5.1	16	-
Total Offense	87.2	18	-
1 Tay Martin - WR			
Receptions Per Game	5.8	2	37
Receiving Yards Per Game	78.5	3	40
Receiving Yards	942	4	40
Receiving TDs	7	3	52
Total Touchdowns	8	13	-
All Purpose	79.58	14	-
Yards per Reception	13.46	14	-
80 Brennan Presley - WR			
Kickoff Return TDs	1	2	11
Punt Returns	4.1	4	39
Combined Kick Returns	432	6	51
Receiving TDs	5	7	-
28 Blaine Green - WR			
Yards per Reception	14.95	9	-
10 LD Brown - RB			
Kickoff Return TDs	1	2	11

	Value	Big 12 Rank	FBS Rank
20 Malcolm Rodriguez - LB			
Fumbles Recovered	2	3	21
Solo Tackles	5.2	5	21
Total Tackles	9.2	2	22
Forced Fumbles	0.31	4	25
31 Kolby Harvell-Peel - S			
Total Interceptions	3	2	33
Interceptions Per Game	0.2	6	98
16 Devin Harper - LB			
Fumbles Recovered	2	3	21
Sacks	0.46	10	-
Total Tackles	6.6	11	-
9 Brock Martin - DE			
Sacks	0.58	6	53
30 Collin Oliver - DE			
Sacks	0.88	3	12
4 Korie Black - CB			
Fumbles Recovered	3	1	3
49 Tanner Brown - K			
Field Goal Percentage	0.824	5	28
Field Goals Per Game	1.08	7	74
Total Points Scored	74	12	-
Scoring	5.7	13	-
29 Tom Hutton - P			
Punting	42.2	3	57

- = player is not in the NCAA top 100 in this category



Oklahoma State Statistics

Record:	Overall	Home	Away	Neutral
ALL GAMES	11-2-0	7-0-0	4-1-0	0-1-0
CONFERENCE	8-1-0	5-0-0	3-1-0	0-0-0
NON-CONFERENCE	3-1-0	2-0-0	1-0-0	0-1-0

Results				
DATE	OPPONENT	W/L	SCORE	ATTEND
Sep 4, 2021	MISSOURI STATE	W	23-16	50,807
Sep 11, 2021	TULSA	W	28-23	52,127
Sep 18, 2021	at Boise State	W	21-20	36,702
*Sep 25, 2021	KANSAS STATE	W	31-20	51,444
*Oct 2, 2021	BAYLOR	W	24-14	52,144
*Oct 16, 2021	at Texas	W	32-24	99,916
*Oct 23, 2021	at Iowa State	L	21-24	61,500
*Oct 31, 2021	KANSAS	W	55-3	55,026
*Nov 6, 2021	at West Virginia	W	24-3	50,109
*Nov 13, 2021	TCU	W	63-17	54,549
*Nov 20, 2021	at Texas Tech	W	23-0	53,169
*Nov 28, 2021	OKLAHOMA	W	37-33	54,990
Dec 4, 2021	vs. Baylor	L	16-21	65,771

Team Statistics	OSU	OPP
Scoring	398	218
Points per game	30.6	16.8
Points Off Turnovers	47	38
First Downs	294	197
Rushing	125	68
Passing	138	102
Penalty	31	27
Rushing Yardage	2363	1185
Yards gained rushing	2697	1696
Yards lost rushing	334	511
Rushing attempts	576	432
Average per rush	4.1	2.7
Average per game	181.8	91.2
TDs Rushing	27	9
Passing Yardage	2875	2434
Comp-Att-Int	240-396-13	224-387-8
Average per pass	7.3	6.3
Average per catch	12.0	10.9
Average per game	221.2	187.2
TDs Passing	19	12
Total offense	5238	3619
Total plays	972	819
Average per play	5.4	4.4
Average per game	402.9	278.4
Kick returns: #-Yards	19-582	37-764
Punt returns: #-Yards	18-68	16-7
Int returns: #-Yards	8-148	13-142
Kick return average	30.6	20.6
Punt return average	3.8	0.4
Int return average	18.5	10.9
Fumbles-Lost	18-5	21-7
Penalties-Yards	80-726	88-682
Average per game	55.8	52.5
Punts-Yards	66-2785	91-4230
Average per punt	42.2	46.5
Net punt average	40.3	43.8
Kickoffs-Yards	82-5115	51-3152
Average per kick	62.4	61.8
Net kick average	40.9	35.9
Time of possession / game	31:00	28:58
3rd-down conversion	91/205	49/188
3rd-down pct	44%	26%
4rd-down conversion	6/12	8/26
4rd-down pct	50%	31%
Sacks by-Yards	55-376	15-92
Misc Yards	0	0
Touchdowns scored	50	25
Field goals - attempts	17-23	14-18
On-Side kicks	0-0	0-0
Red-zone scores	(52-59) 88%	(26-30) 87%
Red-zone touchdowns	(37-59) 63%	(16-30) 53%
PAT-attempts	(47-50) 94%	(24-25) 96%
Attendance	371087	301396
Games / Avg per game	7/53012	5/60279
Neutral site games	-	1/65771

Score by Quarters	1st	2nd	3rd	4th	OT	Total
Oklahoma St.	95	144	41	118	0	398
Opponents	50	68	56	44	0	218

Rushing	GP	Att	Gain	Loss	Net	Avg	TD	Long	Avg/G
Jaylen Warren	13	237	1189	55	1134	4.8	11	75	87.2
Spencer Sanders	12	129	651	108	543	4.2	6	37	45.3
Dominic Richardson	13	78	393	23	370	4.7	4	28	28.5
Dezmon Jackson	6	48	156	17	139	2.9	2	11	23.2
LD Brown	3	28	81	23	58	2.1	1	11	19.3
Jaden Nixon	2	14	122	0	122	8.7	1	63	61.0
Zach Middleton	4	5	13	0	13	2.6	0	4	3.3
Shane Illingworth	3	4	9	10	-1	-0.3	0	8	-0.3
Brennan Presley	13	4	35	4	31	7.8	1	17	2.4
Ethan Bullock	3	3	9	3	6	2.0	0	8	2.0
Tay Martin	12	2	13	0	13	6.5	1	9	1.1
Andre Washington	1	2	8	0	8	4.0	0	7	8.0
Braydon Johnson	1	1	13	0	13	13.0	0	13	13.0
Gunnar Gundy	1	1	1	0	1	1.0	0	1	1.0
Team	13	20	0	91	-91	-4.6	0	0	-7.0
Total	13	576	2697	334	2363	4.1	27	75	181.8
Opponents	13	432	1696	511	1185	2.7	9	56	91.2

Passing	G	Effic	Comp-Att-Int	Pct	Yds	TD	Lng	Avg/G
Spencer Sanders	12	130.9	209-340-12	61.5	2468	16	52	205.7
Shane Illingworth	3	136.5	28-50-1	56.0	385	3	40	128.3
Ethan Bullock	3	111.5	2-3-0	66.7	16	0	13	5.3
Brennan Presley	13	75.2	1-2-0	50.0	6	0	6	0.5
John Paul Richardson	9	0.0	0-1-0	0.0	0	0	0	0.0
Total	13	130.9	240-396-13	60.6	2875	19	52	221.2
Opponents	13	116.8	224-387-8	57.9	2434	12	77	187.2

Receiving	G	No.	Yds	Avg	TD	Long	Avg/G
Tay Martin	12	70	942	13.5	7	38	78.5
Brennan Presley	13	40	482	12.1	5	42	37.1
Blaine Green	10	21	314	15.0	1	46	31.4
Jaylen Warren	13	19	191	10.1	0	52	14.7
John Paul Richardson	9	19	126	6.6	2	14	14.0
Rashod Owens	9	16	232	14.5	1	32	25.8
Jaden Bray	11	12	241	20.1	1	36	21.9
Bryson Green	11	11	122	11.1	2	21	11.1
Dezmon Jackson	6	7	39	5.6	0	16	6.5
Dominic Richardson	13	7	54	7.7	0	24	4.2
Braden Cassity	10	5	66	13.2	0	20	6.6
LD Brown	3	4	8	2.0	0	7	2.7
Logan Carter	7	3	10	3.3	0	6	1.4
Braydon Johnson	1	2	2	1.0	0	3	2.0
Clayton Barbour	1	1	13	13.0	0	13	13.0
Spencer Sanders	12	1	6	6.0	0	6	0.5
Cale Cabiness	7	1	24	24.0	0	24	3.4
Jaden Nixon	2	1	3	3.0	0	3	1.5
Total	13	240	2875	12.0	19	52	221.2
Opponents	13	224	2434	10.9	12	77	187.2

Total Offense	G	Plays	Rush	Pass	Total	Avg/G
Spencer Sanders	12	469	543	2468	3011	250.9
Jaylen Warren	13	237	1134	0	1134	87.2
Shane Illingworth	3	54	-1	385	384	128.0
Dominic Richardson	13	78	370	0	370	28.5
Dezmon Jackson	6	48	139	0	139	23.2
Jaden Nixon	2	14	122	0	122	61.0
LD Brown	3	28	58	0	58	19.3
Brennan Presley	13	6	31	6	37	2.8
Ethan Bullock	3	6	6	16	22	7.3
Tay Martin	12	2	13	0	13	1.1
Braydon Johnson	1	1	13	0	13	13.0
Zach Middleton	4	5	13	0	13	3.3
Andre Washington	1	2	8	0	8	8.0
Austin Jarrard	4	0	4	0	4	1.0
Gunnar Gundy	1	1	1	0	1	1.0
Team	13	0	-91	0	-91	-7.0
Total	13	972	2363	2875	5238	402.9
Opponents	13	819	1185	2434	3619	278.4



Oklahoma State Statistics

Scoring

	TD	FGs	PATs				DXP	Saf	Points
			Kick	Rush	Rcv	Pass			
Tanner Brown	-	14-17	32-32	-	-	-	-	-	74
Jaylen Warren	11	-	-	-	-	-	-	-	66
Tay Martin	8	-	-	-	-	-	-	-	48
Brennan Presley	7	-	-	-	-	-	-	-	42
Spencer Sanders	6	-	-	-	-	-	-	-	36
Alex Hale	-	3-6	15-16	-	-	-	-	-	24
Dominic Richardson	4	-	-	-	-	-	-	-	24
Bryson Green	2	-	-	-	-	-	-	-	12
LD Brown	2	-	-	-	-	-	-	-	12
Dezmon Jackson	2	-	-	-	-	-	-	-	12
John Paul Richardson	2	-	-	-	-	-	-	-	12
Blaine Green	1	-	-	-	-	-	-	-	6
Jaden Nixon	1	-	-	-	-	-	-	-	6
Rashod Owens	1	-	-	-	-	-	-	-	6
Jason Taylor II	1	-	-	-	-	-	-	-	6
Malcolm Rodriguez	1	-	-	-	-	-	-	-	6
Jaden Bray	1	-	-	-	-	-	-	-	6
Total	50	17-23	47-48	0	0	0	0	0	398
Opponents	25	14-18	24-24	0	0	0	0	1	218

Punt Returns

Player	No.	Yds	Avg	TD	Long
Brennan Presley	16	66	4.1	0	19
Tay Martin	1	0	0.0	0	0
Jaden Nixon	1	2	2.0	0	2
Total	18	68	3.8	0	19
Opponents	16	7	0.4	0	8

Interceptions

Player	No.	Yds	Avg	TD	Long
Kolby Harvell-Peel	3	21	7.0	0	20
Jason Taylor II	2	85	42.5	1	85
Tanner McCalister	1	13	13.0	0	13
Christian Holmes	1	2	2.0	0	2
Nick Session	1	27	27.0	0	27
Total	8	148	18.5	1	85
Opponents	11	142	10.9	1	55

Kick Returns

Player	No.	Yds	Avg	TD	Long
Brennan Presley	10	366	36.6	1	100
LD Brown	4	132	33.0	1	98
Dominic Richardson	4	69	17.3	0	31
Jaden Nixon	1	15	15.0	0	15
Total	19	582	30.6	2	100
Opponents	37	764	20.6	1	99

Fumble Returns

Player	No.	Yds	Avg	TD	Long
Devin Harper	2	0	0.0	0	0
Korie Black	2	0	0.0	0	0
Malcolm Rodriguez	2	0	0.0	1	0
Brock Martin	1	0	0.0	0	0
Demarco Jones	1	0	0.0	0	0
Tyler Lacy	1	0	0.0	0	0
Total	9	0	0.0	1	0
Opponents	4	0	0.0	0	0

All-Purpose

	G	Rush	Rec	PR	KOR	IR	Tot	Avg/G
Jaylen Warren	13	1134	191	0	0	0	1325	101.9
Tay Martin	12	13	942	0	0	0	955	79.6
Brennan Presley	13	31	482	66	366	0	945	72.7
Spencer Sanders	12	543	6	0	0	0	549	45.8
Dominic Richardson	13	370	54	0	69	0	493	37.9
Blaine Green	10	0	314	0	0	0	314	31.4
Jaden Bray	11	0	241	0	0	0	241	21.9
Rashod Owens	9	0	232	0	0	0	232	25.8
LD Brown	3	58	8	0	132	0	198	66.0
Dezmon Jackson	6	139	39	0	0	0	178	29.7
Jaden Nixon	2	122	3	2	15	0	142	71.0
John Paul Richardson	9	0	126	0	0	0	126	14.0
Bryson Green	11	0	122	0	0	0	122	11.1
Jason Taylor II	13	0	0	0	0	85	85	6.5
Braden Cassity	10	0	66	0	0	0	66	6.6
Nick Session	4	0	0	0	0	27	27	6.8
Cale Cabbiness	7	0	24	0	0	0	24	3.4
Kolby Harvell-Peel	13	0	0	0	0	21	21	1.6
Braydon Johnson	1	13	2	0	0	0	15	15.0
Zach Middleton	4	13	0	0	0	0	13	3.3
Tanner McCalister	13	0	0	0	0	13	13	1.0
Clayton Barbour	1	0	13	0	0	0	13	13.0
Logan Carter	7	0	10	0	0	0	10	1.4
Andre Washington	1	8	0	0	0	0	8	8.0
Ethan Bullock	3	6	0	0	0	0	6	2.0
Austin Jarrard	4	4	0	0	0	0	4	1.0
Christian Holmes	13	0	0	0	0	2	2	0.2
Gunnar Gundy	1	1	0	0	0	0	1	1.0
Shane Illingworth	3	-1	0	0	0	0	-1	-0.3
Team	13	-91	0	0	0	0	-91	-7.0
Total	13	2363	2875	68	582	148	6036	464.3
Opponents	13	1185	2434	7	764	142	4532	348.6

Field Goals

	FGM-FGA	Pct	01-19	20-29	30-39	40-49	50-99	Lg	Blk
Tanner Brown	14-17	82.4	1-1	9-9	3-4	1-2	0-1	49	0
Alex Hale	3-6	50.0	0-0	2-2	1-1	0-3	0-0	35	0
Opponents	14-18	77.8	0-0	4-4	5-7	5-5	0-1	48	3

Field Goal Sequence

	Oklahoma State	OPPONENTS
Missouri St.	(35)	51,(30),(48),(33)
Boise St.	41	(40),(36),0
Tulsa	-	(20)
Kansas St.	(20), 48, 49	(32), (45)
Baylor	(20)	-
Texas	(21), (39), (21), (29)	(28)
Iowa St.	50, 32	(29)
Kansas	(49), (26)	(45)
West Virginia	(34)	(30)
TCU	-	(44)
Texas Tech	(24), (33), (19)	-
Oklahoma	(27), 44	(24)
Baylor	(23), (23), (20)	39, 39

Numbers in (parentheses) indicate field goal was made.

Punting

	No.	Yds	Avg	Long	TB	FC	l20	50+	Blkd
Tom Hutton	66	2785	42.2	60	6	30	24	6	0
Total	66	2785	42.2	60	6	30	24	6	0
Opponents	91	4230	46.5	77	9	42	28	32	0

Kickoffs

	No.	Yds	Avg	TB	OB	Retn	Net	YdLn
Tanner Brown	74	4608	62.3	31	1			
Brady Pohl	8	507	63.4	2	0			
Total	82	5115	62.4	33	1	33	40.9	24
Opponents	51	3152	61.8	28	0	18	35.9	29



Oklahoma State Statistics

Defensive Stats

	GP	-----Tackles-----			TFL/Yds	-Sacks-		---Pass Def---		QBH	-Fumbles-		Blkd	
		Solo	Ast	Total		No-Yards	Int-Yds	BrUp	Rcv-Yds		FF	Kick	Saf	
20 Malcolm Rodriguez	13	68	51	119	14.5-42	3-20	.	3	9	2-0	4	.	.	
16 Devin Harper	13	57	29	86	9-54	6-45	.	2	15	2-0	1	.	.	
31 Kolby Harvell-Peel	13	38	24	62	4.5-10	2-7	3-21	2	
24 Jarrick Bernard-Converse	13	36	12	48	2-16	1.5-15	.	10	1	
25 Jason Taylor II	13	35	11	46	6.5-50	2.5-41	2-85	3	3	.	1	1	.	
9 Brock Martin	12	19	19	38	12-55	7-46	.	.	6	1-0	.	.	.	
2 Tanner McCalister	13	24	13	37	1-1	.	.	5	1	
0 Christian Holmes	13	31	6	37	.	.	1-2	6	
89 Tyler Lacy	13	21	13	34	11-44	3.5-30	.	1	8	1-0	2	.	.	
30 Collin Oliver	13	20	8	28	15-84	11.5-76	.	.	4	.	1	.	.	
95 Israel Antwine	12	6	14	20	4-16	3-11	.	.	2	
13 Thomas Harper	12	12	8	20	1.5-2	.	.	1	.	.	1	.	.	
98 Brendon Evers	13	7	13	20	6-18	3-14	.	1	1	
96 Kody Walterscheid	13	9	10	19	1.5-7	1-7	.	.	2	.	.	1	.	
42 Jayden Jernigan	13	13	6	19	2-13	2-13	.	.	5	.	1	.	.	
4 Korie Black	13	10	6	16	.	.	.	2	.	1-0	.	1	.	
6 Jabbar Muhammad	13	11	4	15	0.5-4	0.5-4	.	1	1	
3 Tre Sterling	4	6	7	13	2.5-10	1-8	
44 Kamryn Farrar	13	9	4	13	2.5-9	2.5-9	
22 Demarco Jones	12	6	5	11	
38 Mason Cobb	13	7	3	10	2-11	1-7	
39 Trey Rucker	13	10	.	10	1-1	
18 Sean Michael Flanagan	13	6	3	9	
99 Sione Asi	12	6	1	7	1-2	.	.	.	1	
12 Kanion Williams	13	3	3	6	
91 Tyren Irby	9	3	2	5	2.5-8	1.5-6	.	.	1	
45 Jeff Roberson	11	3	1	4	
11 Lamont Bishop	12	4	.	4	2-9	1-7	.	.	1	
14 Nick Session	4	4	.	4	.	.	1-27	
35 Samuela Tuihalamaka	3	3	.	3	2-3	
35 Parker Robertson	1	2	1	3	0.5-1	0.5-1	
52 Ben Kopski	13	3	.	3	2-10	1-9	
26 Jordan Reagan	11	1	1	2	
80 Brennan Presley	13	2	.	2	
20 Dominic Richardson	13	1	.	1	
41 Constantino Borrelli	1	1	.	1	
85 Jaden Bray	11	1	.	1	
10 Rashod Owens	9	1	.	1	
28 De'kelvion Beamon	1	1	.	1	
47 Jake Schultz	13	.	1	1	
19 Bryson Green	11	1	.	1	
32 DeSean Buckner	2	1	.	1	
92 Nathan Latu	7	1	.	1	1-6	.	.	.	1	
46 Nickolas Martin	3	1	.	1	
74 Preston Wilson	12	1	.	1	
7 Jaylen Warren	13	1	.	1	
71 Aden Kelley	2	.	1	1	
66 Joe Michalski	13	1	.	1	
56 Xavier Ross	2	1	
Totals	13	507	280	787	110-486	55-376	8-148	37	63	7-0	11	3	0	
Opponents	13	564	362	926	76-247	15-92	13-142	40	49	6-28	9	0	1	



Oklahoma State Statistics

Individual Game-by-Game Passing

	Comp	Att	Int	Pct	Yards	TD	Long	Sacked	Effic.
#3 Spencer Sanders									
Tulsa	15	26	1	57.7	173	2	28	1-10	131.3
Boise St.	6	13	0	46.2	82	0	24	2-10	99.1
Kansas St.	22	34	0	64.7	344	2	52	1-2	169.1
Baylor	13	23	3	56.5	182	1	32	1-3	111.3
Texas	19	32	1	59.4	178	1	24	1-7	110.2
Iowa St.	15	24	0	62.5	225	3	42	3-15	182.5
Kansas	12	19	0	63.2	157	2	36	0-0	167.3
West Virginia	21	31	1	67.7	182	2	28	1-10	131.9
TCU	17	25	0	68.0	235	1	46	0-0	160.2
Texas Tech	19	37	0	50.0	239	1	38	0-0	111.5
Oklahoma	19	30	2	63.3	214	1	30	1-4	120.9
Baylor	31	46	4	67.4	257	0	26	2-21	96.9
Totals	209	340	12	61.5	2468	16	52	13-82	130.9
#16 Shane Illingworth									
Missouri St.	22	40	1	55.0	315	1	36	1-8	124.4
Kansas	7	11	0	63.6	74	2	40	1-2	180.1
Totals	29	51	1	56.9	389	3	40	2-10	136.4
#6 Ethan Bullock									
Kansas	2	3	0	66.7	16	0	13	0-0	111.5
Totals	2	3	0	66.7	16	0	13	0-0	111.5
#80 Brennan Presley									
Texas	0	1	0	0.0	0	0	0	0-0	0.0
Baylor	1	1	0	100.0	6	0	6	0-0	150.4
Totals	1	2	0	50.0	6	0	6	0-0	75.2

Individual Game-by-Game Rushing

Player	No-Yds/TD	MSU	Tulsa	Boise St.	Kansas St.	Baylor	Texas	Iowa St.	Kansas	West Virginia	TCU	Texas Tech	Oklahoma	Baylor
Jaylen Warren	237-1134/11	6-9/1	14-37/1	32-218/2	27-123/0	36-125/2	33-193/0	18-76/0	9-69/0	16-78/1	17-113/3	12-37/0	17-56/1	-
Spencer Sanders	129-543/6	DNP	10-62/0	15-40/1	9-18/1	12-76/0	10-20/1	11-29/0	7-53/1	10-18/0	10-53/0	6-48/1	16-93/1	13-33/0
Dominic Richardson	78-370/4	-	4-18/0	2-4/0	5-6/0	8-33/0	3-0/0	2-7/0	11-79/1	3-11/0	12-134/2	20-84/0	1--8/0	7-2/1
Dezmon Jackson	48-139/2	3-14/0	3-6/0	DNP	DNP	DNP	DNP	DNP	DNP	1-3/0	15-68/2	7-17/0	DNP	19-31/0
LD Brown	28-58/1	15-30/1	9-26/0	4-2/0	DNP	DNP	DNP	DNP	DNP	DNP	DNP	DNP	DNP	DNP
Jaden Nixon	14-122/1	DNP	DNP	DNP	DNP	DNP	DNP	DNP	11-53/0	DNP	3-69/1	DNP	DNP	DNP
Zach Middleton	5-13/0	DNP	DNP	DNP	-	-	DNP	DNP	4-9/0	DNP	1-4/0	DNP	DNP	DNP
Brennan Presley	4-31/1	-	-	1--4/0	-	-	1-17/0	-	1-14/1	-	-	--	1-4/0	-
Shane Illingworth	4--1/0	2--7/0	DNP	DNP	DNP	DNP	DNP	DNP	2-6/0	DNP	-	DNP	DNP	DNP
Ethan Bullock	3-6/0	DNP	DNP	-	DNP	DNP	DNP	DNP	2-9/0	DNP	1--3/0	DNP	DNP	DNP
Tay Martin	2-13/1	-	-	DNP	-	-	-	-	-	-	-	1-9/0	1-4/1	-
Andre Washington	2-8/0	DNP	DNP	DNP	DNP	DNP	DNP	DNP	DNP	DNP	2-8/0	DNP	DNP	DNP
Braydon Johnson	1-13/0	1-13/0	DNP	DNP	DNP	DNP	DNP	DNP	DNP	DNP	DNP	DNP	DNP	DNP
Gunnar Gundy	1-1/0	DNP	DNP	DNP	DNP	DNP	DNP	DNP	DNP	DNP	1-1/0	DNP	DNP	DNP

Individual Game-by-Game Receiving

Player	No-Yds/TD	MSU	Tulsa	Boise St.	Kansas St.	Baylor	Texas	Iowa St.	Kansas	West Virginia	TCU	Texas Tech	Oklahoma	Baylor
Tay Martin	70-942/7	6-107/1	-	DNP	9-100/1	6-110/0	6-48/0	4-80/1	5-84/1	7-63/2	4-43/0	7-130/0	7-89/1	9-88/0
Brennan Presley	40-482/5	4-68/0	4-35/0	1-22/0	2-53/1	1-10/0	3-30/1	6-84/2	2-6/1	6-53/0	6-61/0	-	3-40/0	2-20/0
Blaine Green	21-314/1	DNP	DNP	DNP	2-47/0	1-4/0	1-17/0	1-13/0	1-40/0	1-8/0	3-80/1	3-46/0	5-42/0	3-17/0
Jaylen Warren	19-191/0	2-15/0	1-21/0	-	4-81/0	2-5/0	2-0/0	1-7/0	1-19/0	2-9/0	1-7/0	-	3-27/0	-
John Paul Richardson	19-126/2	DNP	2-11/0	-	-	DNP	DNP	DNP	4-18/1	-	2-23/0	6-41/1	-	5-33/0
Rashod Owens	16-232/1	1-28/0	-	2-34/0	3-49/0	3-53/1	4-27/0	3-41/0	-	DNP	DNP	-	DNP	DNP
Jaden Bray	12-241/1	2-52/0	4-84/1	DNP	-	-	DNP	-	1-9/0	1-28/0	-	-	1-16/0	3-52/0
Bryson Green	11-122/2	3-41/0	2-16/1	-	DNP	DNP	-	-	3-31/1	2-13/0	1-21/0	-	-	-
Dominic Richardson	7-54/0	-	1-7/0	1--5/0	-	-	1-24/0	-	-	-	-	2-20/0	-	2-8/0
Dezmon Jackson	7-39/0	-	-	DNP	DNP	DNP	DNP	DNP	DNP	-	-	-	DNP	7-39/0
Braden Cassidy	5-66/0	-	-	-	2-14/0	-	2-32/0	-	1-20/0	-	DNP	DNP	DNP	-
LD Brown	4-8/0	2-2/0	1--1/0	1-7/0	DNP	DNP	DNP	DNP	DNP	DNP	DNP	DNP	DNP	DNP
Logan Carter	3-10/0	DNP	DNP	DNP	DNP	DNP	-	-	-	2-8/0	DNP	1-2/0	-	-
Braydon Johnson	2-2/0	2-2/0	DNP	DNP	DNP	DNP	DNP	DNP	DNP	DNP	DNP	DNP	DNP	DNP
Cale Cabbiness	1-24/0	-	DNP	1-24/0	DNP	-	-	DNP	-	DNP	-	-	DNP	DNP
Clayton Barbour	1-13/0	DNP	DNP	DNP	DNP	DNP	DNP	DNP	1-13/0	DNP	DNP	DNP	DNP	DNP
Spencer Sanders	1-6/0	DNP	-	-	-	-	-	-	-	-	-	-	-	1-6/0
Jaden Nixon	1-3/0	DNP	DNP	DNP	DNP	DNP	DNP	DNP	1-3/0	DNP	-	DNP	DNP	DNP



Oklahoma State Statistics

Individual Game-by-Game All-Purpose Yards

Player	Total	MSU	Tulsa	Boise St.	Kansas St.	Baylor	Texas	Iowa St.	Kansas	West Virginia	TCU	Texas Tech	Oklahoma	Baylor
Jaylen Warren	1325	24	58	218	204	130	193	83	88	87	120	37	83	-
Tay Martin	955	107	-	DNP	100	110	48	80	84	63	43	139	93	88
Brennan Presley	945	119	69	18	128	16	52	147	20	80	98	-	174	24
Spencer Sanders	549	DNP	62	40	18	76	20	29	53	18	53	48	93	39
Dominic Richardson	493	-	25	-1	6	33	78	7	79	11	134	104	7	10
Blaine Green	314	DNP	DNP	DNP	47	4	17	13	40	8	80	46	42	17
Jaden Bray	241	52	84	DNP	-	-	DNP	-	9	28	-	-	16	52
Rashod Owens	232	28	-	34	49	53	27	41	-	DNP	DNP	-	DNP	DNP
LD Brown	198	32	141	25	DNP	DNP	DNP	DNP	DNP	DNP	DNP	DNP	DNP	DNP
Dezmon Jackson	178	14	6	DNP	DNP	DNP	DNP	DNP	DNP	3	68	17	DNP	70
Jaden Nixon	142	DNP	DNP	DNP	DNP	DNP	DNP	DNP	73	DNP	69	DNP	DNP	DNP
John Paul Richardson	126	DNP	11	-	-	DNP	DNP	DNP	18	-	23	41	-	33
Bryson Green	122	41	16	-	DNP	DNP	-	-	31	13	21	-	-	-
Jason Taylor II	85	-	-	-	-	-	85	-	-	-	-	-	-	-
Braden Cassidy	66	-	-	-	14	-	32	-	20	-	DNP	DNP	DNP	-
Nick Session	27	DNP	DNP	-	-	DNP	DNP	DNP	27	DNP	-	DNP	DNP	DNP
Cale Cabbiness	24	-	DNP	24	DNP	-	-	DNP	-	DNP	-	-	DNP	DNP
Kolby Harvell-Peel	21	-	-	-	1	-	-	-	20	-	-	-	-	-
Braydon Johnson	15	15	DNP	DNP	DNP	DNP	DNP	DNP	DNP	DNP	DNP	DNP	DNP	DNP
Clayton Barbour	13	DNP	DNP	DNP	DNP	DNP	DNP	DNP	13	DNP	DNP	DNP	DNP	DNP
Zach Middleton	13	DNP	DNP	DNP	-	-	DNP	DNP	9	DNP	4	DNP	DNP	DNP
Tanner McCalister	13	-	-	-	-	-	13	-	-	-	-	-	-	-
Logan Carter	10	DNP	DNP	DNP	DNP	DNP	-	-	-	8	DNP	2	-	-
Andre Washington	8	DNP	DNP	DNP	DNP	DNP	DNP	DNP	DNP	DNP	8	DNP	DNP	DNP
Ethan Bullock	6	DNP	DNP	-	DNP	DNP	DNP	DNP	9	DNP	-3	DNP	DNP	DNP
Austin Jarrard	4	-	4	-	DNP	DNP	DNP	DNP	-	DNP	DNP	DNP	DNP	DNP
Christian Holmes	2	-	-	-	-	-	-	-	-	2	-	-	-	-
Gunnar Gundy	1	DNP	DNP	DNP	DNP	DNP	DNP	DNP	DNP	DNP	1	DNP	DNP	DNP
Shane Illingworth	-1	-7	DNP	DNP	DNP	DNP	DNP	DNP	6	DNP	-	DNP	DNP	DNP

Individual Game-by-Game Tackles

Player	UA-A	Total	MSU	Tulsa	Boise St.	Kansas St.	Baylor	Texas	Iowa St.	Kansas	West Virginia	TCU	Texas Tech	Oklahoma	Baylor
Malcolm Rodriguez	68-51	119	9-6	8-5	5-3	6-1	3-8	1-5	6-7	2-3	8-1	4-2	3-0	5-6	8-4
Devin Harper	57-29	86	5-4	2-1	5-2	1-2	2-5	6-2	6-3	3-1	7-1	5-2	5-1	7-3	3-2
Kolby Harvell-Peel	38-24	62	3-4	3-4	3-1	4-4	1-0	5-2	3-3	1-1	5-2	3-0	2-0	3-2	2-1
Jarrick Bernard-Converse	36-12	48	4-1	2-1	4-0	4-0	4-1	2-1	2-3	2-0	1-0	1-2	2-0	6-3	2-0
Jason Taylor II	35-11	46	-	1-0	3-1	4-0	2-0	4-3	4-0	0-1	4-2	0-1	4-0	6-2	3-1
Brock Martin	19-19	38	1-4	0-3	2-2	1-0	DNP	2-0	2-1	0-2	4-0	1-3	1-3	2-0	3-1
Christian Holmes	31-6	37	2-3	3-0	4-1	2-0	1-0	1-0	4-0	-	1-0	3-0	1-0	5-0	4-2
Tanner McCalister	24-13	37	3-4	2-0	4-0	0-1	-	1-1	4-0	2-1	3-2	1-2	2-0	1-0	1-2
Tyler Lacy	21-13	34	1-0	5-1	1-1	1-0	1-2	3-1	0-2	2-0	1-0	1-0	2-2	1-3	2-1
Collin Oliver	20-8	28	0-1	1-1	2-1	0-2	5-1	2-0	1-1	1-0	1-0	1-0	2-0	2-0	2-1
Thomas Harper	12-8	20	0-1	1-0	3-1	-	0-1	1-0	4-0	DNP	2-0	0-1	0-1	1-1	0-2
Brendon Evers	7-13	20	1-1	0-2	0-1	-	1-1	0-2	1-1	-	-	0-1	2-1	0-2	2-1
Israel Antwine	6-14	20	DNP	1-1	0-1	2-1	1-1	0-3	0-2	0-1	-	2-0	0-2	0-2	-
Jayden Jernigan	13-6	19	-	1-0	5-1	1-0	-	1-2	-	0-1	1-0	2-0	-	1-2	1-0
Kody Walterscheid	9-10	19	-	1-1	1-0	-	-	1-3	1-2	1-0	3-0	0-1	1-0	1-0	0-2
Korie Black	10-6	16	2-1	1-1	1-0	2-0	1-0	0-2	-	0-1	2-0	-	1-1	-	-
Jabbar Muhammad	11-4	15	2-1	1-0	-	-	3-0	1-0	-	-	1-0	0-1	1-0	-	2-2
Kamryn Farrar	9-4	13	4-0	0-1	-	-	-	-	-	3-2	-	1-1	-	1-0	-
Tre Sterling	6-7	13	3-3	0-2	DNP	DNP	DNP	DNP	DNP	DNP	DNP	DNP	1-0	DNP	2-2
Demarco Jones	6-5	11	-	0-3	-	1-0	4-0	1-1	-	-	-	0-1	DNP	-	-
Trey Rucker	10-0	10	-	-	-	-	-	-	1-0	2-0	3-0	2-0	-	2-0	-
Mason Cobb	7-3	10	1-0	1-0	-	-	1-0	1-0	-	-	1-0	2-1	0-2	-	-
Sean Michael Flanagan	6-3	9	-	-	-	0-1	1-0	0-1	1-0	2-0	-	-	1-1	-	1-0
Sione Asi	6-1	7	1-0	1-0	DNP	1-0	-	-	0-1	1-0	-	-	1-0	-	-
Kanion Williams	3-3	6	-	-	-	-	-	0-3	-	1-0	1-0	-	-	-	1-0
Tyren Irby	3-2	5	0-1	0-1	-	DNP	DNP	DNP	DNP	2-0	1-0	-	-	-	-
Lamont Bishop	4-0	4	DNP	-	2-0	1-0	-	-	-	-	1-0	-	-	-	-
Nick Session	4-0	4	DNP	DNP	-	-	DNP	DNP	DNP	4-0	DNP	-	DNP	DNP	DNP
Jeff Roberson	3-1	4	-	1-1	DNP	DNP	-	-	-	1-0	-	-	-	-	1-0
Ben Kopsenski	3-0	3	-	1-0	-	-	1-0	-	-	-	-	-	-	1-0	-
Samuela Tuihalamaka	3-0	3	DNP	DNP	DNP	1-0	DNP	DNP	DNP	2-0	-	DNP	DNP	DNP	DNP
Parker Robertson	2-1	3	DNP	DNP	DNP	DNP	DNP	DNP	DNP	DNP	DNP	2-1	DNP	DNP	DNP
Brennan Presley	2-0	2	-	-	-	-	2-0	-	-	-	-	-	-	-	-
Jordan Reagan	1-1	2	DNP	-	-	-	-	-	-	1-0	-	DNP	0-1	-	-
De'kelvion Beamon	1-0	1	DNP	DNP	DNP	DNP	DNP	DNP	DNP	1-0	DNP	DNP	DNP	DNP	DNP
Jaylen Warren	1-0	1	-	-	-	-	-	-	-	-	-	-	-	1-0	-
Rashod Owens	1-0	1	-	-	-	-	-	1-0	-	-	DNP	DNP	-	DNP	DNP
Nathan Latu	1-0	1	-	1-0	DNP	-	-	-	DNP	-	-	DNP	DNP	DNP	DNP
Jaden Bray	1-0	1	-	-	DNP	-	-	DNP	-	-	-	-	-	-	1-0
Joe Michalski	1-0	1	-	-	-	-	-	-	-	-	-	-	-	-	1-0
Preston Wilson	1-0	1	-	-	-	-	-	-	-	-	-	DNP	-	1-0	-
Nickolas Martin	1-0	1	DNP	-	1-0	-	DNP	DNP	DNP	DNP	DNP	DNP	DNP	DNP	DNP
Bryson Green	1-0	1	1-0	-	-	DNP	DNP	-	-	-	-	-	-	-	-
Constantino Borrelli	1-0	1	DNP	DNP	DNP	DNP	DNP	DNP	DNP	1-0	DNP	DNP	DNP	DNP	DNP
Dominic Richardson	1-0	1	-	-	-	1-0	-	-	-	-	-	-	-	-	-
DeSean Buckner	1-0	1	DNP	DNP	DNP	DNP	DNP	DNP	DNP	-	DNP	1-0	DNP	DNP	DNP
Aden Kelley	0-1	1	0-1	DNP	DNP	DNP	DNP	DNP	DNP	-	DNP	DNP	DNP	DNP	DNP
Jake Schultz	0-1	1	-	0-1	-	-	-	-	-	-	-	-	-	-	-



Oklahoma State Statistics

Individual Game-by-Game Tackles For Loss

Player	UA-A	Total	MSU	Tulsa	Boise St.	Kansas St.	Baylor	Texas	Iowa St.	Kansas	West Virginia	TCU	Texas Tech	Oklahoma	Baylor
Collin Oliver	14-2	15.0	0.5-5	-	1.0-2	-	3.0-8	2.0-8	1.0-8	-	1.0-6	1.0-5	1.0-2	2.0-11	2.5-29
Malcolm Rodriguez	11-7	14.5	1.0-1	0.5-0	0.5-1	1.0-1	2.0-4	0.5-1	-	1.5-3	1.0-2	1.0-4	1.0-3	3.0-18	1.5-4
Brock Martin	9-6	12.0	0.5-5	0.5-1	2.5-14	1.0-2	DNP	1.0-2	-	-	3.0-14	-	2.0-10	-	1.5-7
Tyler Lacy	9-4	11.0	1.0-1	1.5-6	-	1.0-10	1.5-1	-	-	-	1.0-10	1.0-7	1.5-5	1.0-1	1.5-3
Devin Harper	7-4	9.0	2.5-16	-	-	-	-	1.0-2	1.0-12	-	2.0-13	1.0-6	0.5-0	1.0-5	-
Jason Taylor II	5-3	6.5	-	-	-	-	1.0-4	-	-	0.5-2	1.0-26	0.5-0	2.0-3	0.5-4	1.0-11
Brendon Evers	4-4	6.0	0.5-1	-	-	-	0.5-4	0.5-3	-	-	-	0.5-0	2.0-5	-	2.0-5
Kolby Harvell-Peel	4-1	4.5	-	0.5-0	1.0-2	1.0-1	-	-	-	-	-	1.0-6	1.0-1	-	-
Israel Antwine	3-2	4.0	DNP	-	-	2.0-8	-	0.5-3	-	-	-	1.0-1	-	0.5-4	-
Kamryn Farrar	2-1	2.5	1.0-5	-	-	-	-	-	-	-	-	1.5-4	-	-	-
Tre Sterling	2-1	2.5	-	0.5-1	DNP	DNP	DNP	DNP	DNP	DNP	DNP	DNP	1.0-1	DNP	1.0-8
Tyren Irby	2-1	2.5	-	0.5-3	-	DNP	DNP	DNP	DNP	2.0-5	-	-	-	-	-
Samuela Tuihalamaka	2-1	2.5	DNP	DNP	DNP	1.0-2	DNP	DNP	DNP	1.0-1	-	0.5-1	DNP	DNP	DNP
Mason Cobb	2-0	2.0	1.0-7	-	-	-	-	-	-	-	-	1.0-4	-	-	-
Jayden Jernigan	2-0	2.0	-	-	1.0-6	-	-	1.0-7	-	-	-	-	-	-	-
Ben Kopenski	2-0	2.0	-	1.0-9	-	-	1.0-1	-	-	-	-	-	-	-	-
Lamont Bishop	2-0	2.0	DNP	-	1.0-7	-	-	-	-	-	1.0-2	-	-	-	-
Jarrick Bernard-Converse	1-2	2.0	-	-	-	-	0.5-4	-	-	-	-	0.5-1	1.0-11	-	-
Kody Walterscheid	1-1	1.5	-	-	-	-	-	0.5-0	-	-	1.0-7	-	-	-	-
Thomas Harper	0-3	1.5	0.5-0	-	-	-	0.5-1	-	-	DNP	-	0.5-1	-	-	-
Tanner McCalister	1-0	1.0	-	-	-	-	-	-	-	1.0-1	-	-	-	-	-
Sione Asi	1-0	1.0	-	-	DNP	-	-	-	-	-	-	-	-	1.0-2	-
Nathan Latu	1-0	1.0	-	1.0-6	DNP	-	-	-	DNP	-	-	DNP	DNP	DNP	DNP
Trey Rucker	1-0	1.0	-	-	-	-	-	-	-	1.0-1	-	-	-	-	-
Jabbar Muhammad	0-1	0.5	0.5-4	-	-	-	-	-	-	-	-	-	-	-	-

Individual Game-by-Game Sacks

Player	UA-A	Total	MSU	Tulsa	Boise St.	Kansas St.	Baylor	Texas	Iowa St.	Kansas	West Virginia	TCU	Texas Tech	Oklahoma	Baylor
Collin Oliver	11-1	11.5	0.5-5	-	-	-	2-7	1-4	1-8	-	1-6	1-5	1-2	2-11	2-28
Brock Martin	6-2	7	0.5-5	-	2-14	-	DNP	-	-	-	2-13	-	1.5-8	-	1-6
Devin Harper	5-2	6	1.5-15	-	-	-	-	-	1-12	-	2-13	-	0.5-0	1-5	-
Tyler Lacy	3-1	3.5	-	0.5-3	-	1-10	-	-	-	-	1-10	1-7	-	-	-
Malcolm Rodriguez	3-0	3	-	-	-	-	-	-	-	-	-	1-4	-	2-16	-
Brendon Evers	2-2	3	-	-	-	-	0.5-4	0.5-3	-	-	-	-	1-4	-	1-3
Israel Antwine	2-2	3	DNP	-	-	1-3	-	0.5-3	-	-	-	1-1	-	0.5-4	-
Jason Taylor II	2-1	2.5	-	-	-	-	-	-	-	-	1-26	-	-	0.5-4	1-11
Kamryn Farrar	2-1	2.5	1-5	-	-	-	-	-	-	-	-	1.5-4	-	-	-
Kolby Harvell-Peel	2-0	2	-	-	-	-	-	-	-	-	-	1-6	1-1	-	-
Jayden Jernigan	2-0	2	-	-	1-6	-	-	1-7	-	-	-	-	-	-	-
Jarrick Bernard-Converse	1-1	1.5	-	-	-	-	0.5-4	-	-	-	-	-	1-11	-	-
Tyren Irby	1-1	1.5	-	0.5-3	-	DNP	DNP	DNP	DNP	1-3	-	-	-	-	-
Kody Walterscheid	1-0	1	-	-	-	-	-	-	-	-	1-7	-	-	-	-
Tre Sterling	1-0	1	-	-	DNP	DNP	DNP	DNP	DNP	DNP	DNP	DNP	-	DNP	1-8
Ben Kopenski	1-0	1	-	1-9	-	-	-	-	-	-	-	-	-	-	-
Mason Cobb	1-0	1	1-7	-	-	-	-	-	-	-	-	-	-	-	-
Lamont Bishop	1-0	1	DNP	-	1-7	-	-	-	-	-	-	-	-	-	-
Jabbar Muhammad	0-1	0.5	0.5-4	-	-	-	-	-	-	-	-	-	-	-	-
Samuela Tuihalamaka	0-1	0.5	DNP	DNP	DNP	-	DNP	DNP	DNP	-	-	0.5-1	DNP	DNP	DNP



Oklahoma State Statistics

Individual Game-by-Game Fumbles

Player	No-Lost	MSU	Tulsa	Boise St.	Kansas St.	Baylor	Texas	Iowa St.	Kansas	West Virginia	TCU	Texas Tech	Oklahoma	Baylor
LD Brown	2-1	1-1	1-0	-	DNP	DNP	DNP	DNP	DNP	DNP	DNP	DNP	DNP	DNP
Brennan Presley	3-2	-	-	-	-	-	-	1-0	-	-	1-1	-	1-1	-
Spencer Sanders	4-0	DNP	2-0	-	-	-	-	-	-	-	-	-	1-0	1-0
Jaylen Warren	2-1	-	-	1-1	-	1-0	-	-	-	-	-	-	-	-
Tay Martin	1-0	-	-	DNP	1-0	-	-	-	-	-	-	-	-	-
Dezmon Jackson	-1	1-1	-	DNP	DNP	DNP	DNP	DNP	DNP	-	-	-	DNP	1-0
Ethan Bullock	1-1	DNP	DNP	DNP	DNP	DNP	DNP	DNP	-	DNP	1-1	DNP	DNP	DNP
Dominic Richardson	1-1	-	-	-	-	-	-	-	-	-	-	-	1-1	-

Individual Game-by-Game Fumbles Forced

Player	Number	MSU	Tulsa	Boise St.	Kansas St.	Baylor	Texas	Iowa St.	Kansas	West Virginia	TCU	Texas Tech	Oklahoma	Baylor
Malcolm Rodriguez	3	1	-	1	-	-	-	-	-	-	1	-	-	1
Tyler Lacy	2	-	-	-	1	-	-	-	-	-	-	1	-	-
Thomas Harper	1	-	-	-	-	-	-	-	DNP	-	-	-	1	-
Devin Harper	1	-	-	-	-	-	-	-	-	1	-	-	-	-
Jason Taylor II	1	-	-	-	-	-	-	-	-	1	-	-	-	-
Jayden Jernigan	1	-	-	1	-	-	-	-	-	-	-	-	-	-
Collin Oliver	1	-	-	-	-	-	-	-	-	-	-	-	-	1

Individual Game-by-Game Fumbles Recovered

Player	Number	MSU	Tulsa	Boise St.	Kansas St.	Baylor	Texas	Iowa St.	Kansas	West Virginia	TCU	Texas Tech	Oklahoma	Baylor
Korie Black	3	1	-	-	-	-	-	-	-	1	-	-	-	1
Devin Harper	2	1	-	1	-	-	-	-	-	-	-	-	-	-
Malcolm Rodriguez	2	-	-	-	1	-	-	-	-	-	-	1	-	-
Brock Martin	1	-	-	-	-	DNP	-	-	-	-	-	-	1	-
Demarco Jones	1	-	-	-	-	-	-	-	-	-	-	DNP	1	-
Tyler Lacy	1	-	-	-	-	-	-	-	-	-	-	-	-	1

Individual Game-by-Game Interception Returns

Player	No-Yds	MSU	Tulsa	Boise St.	Kansas St.	Baylor	Texas	Iowa St.	Kansas	West Virginia	TCU	Texas Tech	Oklahoma	Baylor
Kolby Harvell-Peel	3-21	-	-	1-0	1-1	-	-	-	1-20	-	-	-	-	-
Jason Taylor II	2-85	-	-	-	-	-	1-85	-	1-0	-	-	-	-	-
Nick Session	1-27	DNP	DNP	-	-	DNP	DNP	DNP	1-27	DNP	-	DNP	DNP	DNP
Tanner McCalister	1-13	-	-	-	-	-	1-13	-	-	-	-	-	-	-
Christian Holmes	1-2	-	-	-	-	-	-	-	-	1-2	-	-	-	-

Individual Game-by-Game Punt Returns

Player	No-Yds	MSU	Tulsa	Boise St.	Kansas St.	Baylor	Texas	Iowa St.	Kansas	West Virginia	TCU	Texas Tech	Oklahoma	Baylor
Brennan Presley	16-66	3-15	2-34	-	3-12	1-6	2-5	2--4	1-0	-	1-6	-	1--8	-
Jaden Nixon	1-2	DNP	DNP	DNP	DNP	DNP	DNP	DNP	1-2	DNP	-	DNP	DNP	DNP
Tay Martin	1-0	-	-	DNP	1-0	-	-	-	-	-	-	-	-	-

Individual Game-by-Game Kick Returns

Player	No-Yds	MSU	Tulsa	Boise St.	Kansas St.	Baylor	Texas	Iowa St.	Kansas	West Virginia	TCU	Texas Tech	Oklahoma	Baylor
Brennan Presley	10-366	1-36	-	-	2-63	-	-	3-67	-	1-27	1-31	-	2-142	-
LD Brown	4-132	1-0	2-116	1-16	DNP	DNP	DNP	DNP	DNP	DNP	DNP	DNP	DNP	DNP
Dominic Richardson	4-69	-	-	-	-	-	2-54	-	-	-	-	-	2-15	-
Jaden Nixon	1-15	DNP	DNP	DNP	DNP	DNP	DNP	DNP	1-15	DNP	-	DNP	DNP	DNP



Oklahoma State Statistics

Game-by-Game Team Stats

Date	Opponent	-----RUSHING-----				-----RECEIVING-----				-----PASSING-----				-----KICK RET-----				-----PUNT RET-----				Tot. Off.		
		No.	Yds	TD	Lg	No.	Yds	TD	Lg	Cmp	Att	Int	Yds	TD	Lg	No	Yds	TD	Lg	No	Yds		TD	Lg
09/04/2021	Missouri St.	28	54	2	13	22	315	1	36	22	40	1	36	2	36	0	36	3	15	0	12	369		
09/11/2021	Tulsa	43	140	1	37	15	173	2	28	15	26	1	28	2	116	1	98	2	34	0	19	313		
09/18/2021	at Boise St.	57	246	3	75	6	82	0	24	6	13	0	24	1	16	0	16	0	0	0	0	328		
09/25/2021	Kansas St.	43	137	1	19	22	344	2	52	22	34	0	52	2	63	0	37	4	12	0	14	481		
10/02/2021	Baylor	59	219	2	25	13	182	1	32	13	23	3	32	0	0	0	0	1	6	0	6	401		
10/16/2021	at Texas	49	220	1	29	19	178	1	24	19	33	1	24	2	54	0	31	2	5	0	6	398		
10/23/2021	at Iowa St.	32	107	0	18	15	225	3	42	15	24	0	42	3	67	0	27	2	-4	0	0	332		
10/30/2021	Kansas	47	292	3	23	20	243	4	40	20	32	0	40	1	15	0	15	2	2	0	2	535		
11/06/2021	at West Virginia	32	103	1	18	21	182	2	28	21	31	1	28	1	27	0	27	0	0	0	0	285		
11/13/2021	TCU	63	447	8	63	17	235	1	46	17	25	0	46	1	31	0	31	1	6	0	6	682		
11/20/2021	at Texas Tech	48	188	1	16	19	239	1	38	19	39	0	38	0	0	0	0	0	0	0	0	427		
11/27/2021	Oklahoma	36	140	3	37	19	214	1	30	19	30	2	214	1	30	4	157	1	100	1	-8	0	354	
12/04/2021	vs Baylor	40	70	1	11	32	263	0	26	32	47	4	263	0	26	0	0	0	0	0	0	333		
Oklahoma St.		576	2363	27	75	240	2875	19	52	240	396	13	2875	19	52	19	582	2	100	18	68	0	19	5238
Opponents		432	1185	9	56	224	2434	12	77	224	387	8	2434	12	77	37	764	1	99	16	7	0	8	3619

Date	Opponent	-----TACKLES-----			-SACKS-		----FUMBLE----		Pass			Blkd			----PAT ATTEMPTS----					Pts			
		Solo	Ast	Total	TFL	Yds	No	Yds	FF	FR	Yds	Int	Yds	QBH	Brk	Kick	Kicks	Run	Rcv		Saf	Off/TO	
09/04/2021	Missouri St.	43	36	79	9.0	45	5	41	1	2	0	0	11	3	1	2	3	0	0	0	7	23	
09/11/2021	Tulsa	38	30	68	6.0	26	2	15	0	0	0	0	1	2	0	4	4	0	0	0	0	28	
09/18/2021	at Boise St.	46	16	62	7.0	32	4	27	2	1	0	1	7	1	1	3	3	0	0	0	7	21	
09/25/2021	Kansas St.	33	12	45	7.0	24	2	13	1	1	0	1	9	5	0	4	4	0	0	0	7	31	
10/02/2021	Baylor	34	20	54	10.0	27	3	15	0	0	0	0	9	5	0	3	3	0	0	0	0	24	
10/16/2021	at Texas	34	32	66	7.0	26	3	17	0	0	0	2	98	4	0	0	2	2	0	0	7	32	
10/23/2021	at Iowa St.	40	26	66	2.0	20	2	20	0	0	0	0	2	1	0	3	3	0	0	0	0	21	
10/30/2021	Kansas	35	14	49	7.0	13	1	3	0	0	0	3	47	6	2	0	7	7	0	0	13	55	
11/06/2021	at West Virginia	51	8	59	11.0	80	8	75	2	0	0	1	2	3	1	0	3	3	0	0	0	24	
11/13/2021	TCU	32	20	52	12.0	42	7	28	1	0	0	0	3	2	0	9	9	0	0	0	0	63	
11/20/2021	at Texas Tech	31	16	47	12.0	38	6	26	1	1	0	0	1	8	0	2	2	0	0	0	3	23	
11/27/2021	Oklahoma	48	26	74	9.0	45	6	40	1	1	0	0	7	6	0	4	4	0	0	0	0	37	
12/04/2021	vs Baylor	42	24	66	11.0	67	6	56	2	1	0	0	0	1	1	1	1	1	0	0	3	16	
Oklahoma St.		507	280	787	110.0	486	55	376	11	7	0	8	148	63	37	3	47	48	0	0	47	398	
Opponents		564	362	926	76.0	247	15	92	9	6	28	13	142	49	40	0	24	24	0	0	1	38	218

Date	Opponent	-----PUNTING-----										-----FIELD GOALS-----			-----KICKOFFS-----				
		No	Yds	Avg	Long	Blkd	TB	FC	50+	I20	Att	Made	Lg	Blkd	No	Yds	Avg	TB	OB
09/04/2021	Missouri St.	7	318	45.4	52	0	1	4	1	3	1	1	35	0	5	317	63.4	1	0
09/11/2021	Tulsa	7	301	43.0	49	0	1	2	0	1	0	0	0	0	5	323	64.6	3	0
09/18/2021	at Boise St.	7	268	38.3	55	0	0	4	1	3	0	1	0	0	4	255	63.8	3	0
09/25/2021	Kansas St.	6	236	39.3	48	0	0	3	0	2	1	3	20	0	6	389	64.8	3	0
10/02/2021	Baylor	5	180	36.0	50	0	0	3	1	2	1	1	20	0	5	315	63.0	1	0
10/16/2021	at Texas	6	255	42.5	60	0	1	1	1	3	4	4	39	0	8	464	58.0	3	1
10/23/2021	at Iowa St.	5	216	43.2	49	0	0	4	0	2	0	2	0	0	4	254	63.5	1	0
10/30/2021	Kansas	1	55	55.0	55	0	1	0	1	0	2	2	49	0	10	644	64.4	5	0
11/06/2021	at West Virginia	6	244	40.7	44	0	0	2	0	4	1	1	34	0	6	323	53.8	0	0
11/13/2021	TCU	1	38	38.0	38	0	0	1	0	1	0	0	0	0	11	608	55.3	3	0
11/20/2021	at Texas Tech	7	322	46.0	50	0	2	3	1	2	3	3	33	0	6	385	64.2	4	0
11/27/2021	Oklahoma	4	172	43.0	47	0	0	1	0	1	1	2	27	0	8	513	64.1	3	0
12/04/2021	vs Baylor	4	180	45.0	47	0	0	2	0	0	3	3	23	0	5	325	65.0	3	0
Oklahoma St.		66	2785	42.2	60	0	6	30	6	24	17	23	49	0	82	5115	62.4	33	1
Opponents		91	4230	46.5	77	0	9	42	32	28	14	18	48	3	51	3152	61.8	28	0



Oklahoma State Statistics

Game-by-Game Opponent Team Stats

Date	Opponent	-----RUSHING-----				-----RECEIVING-----				-----PASSING-----				-----KICK RET-----				-----PUNT RET-----				Tot. Off.
		No.	Yds	TD	Lg	No.	Yds	TD	Lg	Cmp-Att-Int	Yds	TD	Lg	No	Yds	TD	Lg	No	Yds	TD	Lg	
09/04/2021	Missouri St.	37	102	0	30	24	234	1	25	24-46-0	234	1	25	3	68	0	25	2	5	0	5	336
09/11/2021	Tulsa	39	123	2	22	19	224	0	40	19-27-0	224	0	40	2	19	0	10	3	8	0	8	347
09/18/2021	at Boise St.	35	61	1	12	22	242	1	28	22-35-1	242	1	28	1	13	0	13	0	0	0	0	303
09/25/2021	Kansas St.	25	62	0	37	14	198	1	55	14-31-1	198	1	55	3	124	1	99	1	-4	0	0	260
10/02/2021	Baylor	29	107	2	55	13	173	0	44	13-27-0	173	0	44	4	72	0	25	1	0	0	0	280
10/16/2021	at Texas	33	138	2	38	15	179	1	58	15-27-2	179	1	58	3	71	0	26	2	1	0	1	317
10/23/2021	at Iowa St.	33	67	1	28	27	307	2	51	27-33-0	307	2	51	2	31	0	16	0	0	0	0	374
10/30/2021	Kansas	33	99	0	11	9	44	0	14	9-18-3	44	0	14	2	38	0	20	0	0	0	0	143
11/06/2021	at West Virginia	33	17	0	15	16	116	0	32	16-24-1	116	0	32	5	107	0	23	2	-3	0	0	133
11/13/2021	TCU	32	108	1	25	12	165	0	62	12-21-0	165	0	62	4	78	0	25	0	0	0	0	273
11/20/2021	at Texas Tech	26	35	0	17	10	83	0	25	10-32-0	83	0	25	2	42	0	22	2	3	0	2	118
11/27/2021	Oklahoma	44	189	0	56	20	252	3	50	20-39-0	252	3	50	4	61	0	23	2	2	0	2	441
12/04/2021	vs Baylor	33	62	0	28	23	180	3	22	23-28-0	180	3	22	2	40	0	21	1	-5	0	0	242
Opponents		432	1185	9	56	224	2434	12	77	224-387-8	2434	12	77	37	764	1	99	16	7	0	8	3619
Oklahoma St.		576	2363	27	75	240	2875	19	52	240-396-13	2875	19	52	19	582	2	100	18	68	0	19	5238

Date	Opponent	-----TACKLES-----			-SACKS-		----FUMBLE----		Pass			Blkd			----PAT ATTEMPTS----					Pts
		Solo	Ast	Total	TFL-Yds	No-Yds	FF	FR-Yds	Int-Yds	QBH	Brk	Kick	Kicks	Run	Rcv	Saf	Off/TO			
09/04/2021	Missouri St.	31	32	63	6.0-23	1-8	1	2-0	1-0	4	3	0	1-1	0	0	0	3	16		
09/11/2021	Tulsa	39	36	75	9.0-32	1-10	2	0-0	1-55	3	3	0	2-2	0	0	0	7	23		
09/18/2021	at Boise St.	43	28	71	10.0-32	2-10	1	1-0	0-0	3	3	0	2-2	0	0	0	0	20		
09/25/2021	Kansas St.	48	24	72	4.0-7	1-2	0	1-0	0-0	8	1	0	2-2	0	0	0	0	20		
10/02/2021	Baylor	45	38	83	7.0-14	1-3	1	0-0	3-7	3	3	0	2-2	0	0	0	0	14		
10/16/2021	at Texas	47	38	85	8.0-22	1-7	0	0-0	1-0	6	3	0	3-3	0	0	0	0	24		
10/23/2021	at Iowa St.	29	34	63	3.0-15	3-15	0	0-0	0-0	2	1	0	3-3	0	0	0	0	24		
10/30/2021	Kansas	51	18	69	3.0-5	1-2	0	0-0	0-0	5	3	0	0-0	0	0	0	0	3		
11/06/2021	at West Virginia	40	18	58	3.0-14	1-10	0	0-0	1-0	4	1	0	0-0	0	0	0	0	3		
11/13/2021	TCU	52	24	76	2.0-3	0-0	1	2-28	0-0	1	2	0	1-1	0	0	0	6	16		
11/20/2021	at Texas Tech	45	30	75	5.0-16	0-0	0	0-0	0-0	4	8	0	0-0	0	0	0	0	0		
11/27/2021	Oklahoma	41	16	57	8.0-29	1-4	2	0-0	2-32	1	5	0	4-4	0	0	1	7	33		
12/04/2021	vs Baylor	53	26	79	8.0-35	2-21	1	0-0	4-48	5	4	0	3-3	0	0	0	14	21		
Opponents		564	362	926	76.0-247	15-92	9	6-28	13-142	49	40	0	24-24	0	0	1	38	218		
Oklahoma St.		507	280	787	110.0-486	55-376	11	7-0	8-148	63	37	3	47-48	0	0	0	47	398		

Date	Opponent	-----PUNTING-----										-----FIELD GOALS-----			-----KICKOFFS-----				
		No	Yds	Avg	Long	Blkd	TB	FC	50+	I20	Att-Made	Lg	Blkd	No	Yds	Avg	TB	OB	
09/04/2021	Missouri St.	6	294	49.0	53	0	0	0	3	3	3-4	48	1	5	309	61.8	3	0	
09/11/2021	Tulsa	8	367	45.9	53	0	3	2	2	1	1-1	20	0	5	269	53.8	2	0	
09/18/2021	at Boise St.	5	210	42.0	47	0	0	4	0	2	2-3	40	1	5	322	64.4	4	0	
09/25/2021	Kansas St.	7	349	49.9	58	0	0	1	5	3	2-2	45	0	4	254	63.5	2	0	
10/02/2021	Baylor	9	378	42.0	68	0	1	4	2	4	0-0	0	0	3	195	65.0	3	0	
10/16/2021	at Texas	7	362	51.7	77	0	1	2	3	0	1-1	28	0	5	319	63.8	3	0	
10/23/2021	at Iowa St.	5	189	37.8	50	0	0	3	1	0	1-1	29	0	5	307	61.4	2	0	
10/30/2021	Kansas	7	310	44.3	49	0	0	4	0	0	1-1	45	0	2	127	63.5	1	0	
11/06/2021	at West Virginia	8	339	42.4	54	0	0	4	2	2	1-1	30	0	2	119	59.5	0	0	
11/13/2021	TCU	8	338	42.3	48	0	0	5	0	3	1-1	44	0	4	252	63.0	1	0	
11/20/2021	at Texas Tech	9	508	56.4	70	0	2	5	8	4	0-0	0	0	1	65	65.0	1	0	
11/27/2021	Oklahoma	7	323	46.1	55	0	1	5	3	4	1-1	24	0	6	354	59.0	2	0	
12/04/2021	vs Baylor	5	263	52.6	61	0	1	3	3	2	0-2	0	1	4	260	65.0	4	0	
Opponents		91	4230	46.5	77	0	9	42	32	28	14-18	48	3	51	3152	61.8	28	0	
Oklahoma St.		66	2785	42.2	60	0	6	30	6	24	17-23	49	0	82	5115	62.4	33	1	



Oklahoma State Statistics

Game-by-Game Team Comparison

Opponent	Score	First Downs				Rushing		Passing		Total Offense Plays-Yards	Return Yards	Turnovers
		Total	Rush	Pass	Pen	Number-Yards	Comp-Att-Int	Yards				
Missouri St.	23-16	16 / 23	3 / 9	12 / 12	1 / 2	28-54 / 37-102	22-40-1 / 24-46-0	315 / 234	68-369 / 83-336	51 / 73	3 / 2	
Tulsa	28-23	19 / 18	8 / 6	9 / 9	2 / 3	43-140 / 39-123	15-26-1 / 19-27-0	173 / 224	69-313 / 66-347	150 / 82	1 / 0	
Boise St.	21-20	15 / 19	10 / 6	4 / 12	1 / 1	57-246 / 35-61	6-13-0 / 22-35-1	82 / 242	70-328 / 70-303	16 / 13	1 / 2	
Kansas St.	31-20	25 / 13	8 / 4	14 / 8	3 / 1	43-137 / 25-62	22-34-0 / 14-31-1	344 / 198	77-481 / 56-260	76 / 120	0 / 2	
Baylor	24-14	24 / 10	12 / 4	10 / 4	2 / 2	59-219 / 29-107	13-23-3 / 13-27-0	182 / 173	82-401 / 56-280	6 / 79	3 / 0	
Texas	32-24	25 / 16	10 / 7	11 / 8	4 / 1	49-220 / 33-138	19-33-1 / 15-27-2	178 / 179	82-398 / 60-317	157 / 72	1 / 2	
Iowa St.	21-24	16 / 18	5 / 2	9 / 13	2 / 3	32-107 / 33-67	15-24-0 / 27-33-0	225 / 307	56-332 / 66-374	63 / 31	0 / 0	
Kansas	55-3	31 / 7	16 / 4	13 / 2	2 / 1	47-292 / 33-99	20-32-0 / 9-18-3	243 / 44	79-535 / 51-143	64 / 38	0 / 3	
West Virginia	24-3	17 / 11	7 / 4	8 / 5	2 / 2	32-103 / 33-17	21-31-1 / 16-24-1	182 / 116	63-285 / 57-133	29 / 104	1 / 1	
TCU	63-17	36 / 12	20 / 7	11 / 4	5 / 1	63-447 / 32-108	17-25-0 / 12-21-0	235 / 165	88-682 / 53-273	37 / 106	2 / 0	
Texas Tech	23-0	27 / 10	12 / 1	11 / 5	4 / 4	48-188 / 26-35	19-39-0 / 10-32-0	239 / 83	87-427 / 58-118	0 / 45	0 / 1	
Oklahoma	37-33	21 / 21	7 / 7	12 / 12	2 / 2	36-140 / 44-189	19-30-2 / 20-39-0	214 / 252	66-354 / 83-441	149 / 95	3 / 2	
Baylor	16-21	23 / 18	8 / 7	14 / 7	1 / 4	40-70 / 33-62	32-47-4 / 23-28-0	263 / 180	87-333 / 61-242	0 / 83	4 / 1	
Totals	398-218	294 / 197	125 / 68	138 / 102	31 / 27	576-2363 / 432-1185	240-396-13 / 224-387-8	2875 / 2434	972-5238 / 819-3619	798 / 941	18 / 15	

Note: Game totals are displayed in the format TEAM/OPPONENT for each category

Opponent	3rd Down		4th Down		Time of Possession		TOP Margin	Avg Yds/Rush	Avg Yds/Pass	Avg Yds/Play	Punting		Penalties		Sacks
	Conversions	Conversions	Conversions	Conversions	Possession	Possession					Number-Avg	Number-Yards			
Missouri St.	7-16 / 6-18	0-1 / 0-2	0-1 / 0-2	24:30 / 35:30	-11:00	1.9 / 2.8	7.9 / 5.1	5.4 / 4.0	7-45.4 / 6-49.0	10-68.0 / 8-57.0	5 / 1				
Tulsa	6-15 / 4-13	1-1 / 0-0	28:27 / 31:33	-03:06	3.3 / 3.2	6.7 / 8.3	4.5 / 5.3	7-43.0 / 8-45.9	7-70.0 / 6-61.0	2 / 1					
Boise St.	9-19 / 7-16	0-0 / 1-1	33:18 / 26:42	06:36	4.3 / 1.7	6.3 / 6.9	4.7 / 4.3	7-38.3 / 5-42.0	5-40.0 / 2-20.0	4 / 2					
Kansas St.	8-17 / 2-12	0-0 / 1-2	35:06 / 24:54	10:12	3.2 / 2.5	10.1 / 6.4	6.2 / 4.6	6-39.3 / 7-49.9	8-79.0 / 4-41.0	2 / 1					
Baylor	8-19 / 3-15	2-2 / 1-3	34:27 / 25:27	09:00	8-19 / 3-7	7.9 / 6.4	4.9 / 5.0	5-36.0 / 9-42.0	6-50.0 / 9-58.0	3 / 1					
Texas	6-18 / 4-14	0-0 / 0-1	33:43 / 26:17	07:26	4.5 / 4.2	5.4 / 6.6	4.9 / 5.3	6-42.5 / 7-51.7	7-65.0 / 9-80.0	3 / 1					
Iowa St.	2-10 / 5-14	0-1 / 1-3	25:49 / 34:11	-08:22	3.3 / 2.0	9.4 / 9.3	5.9 / 5.7	5-43.2 / 5-37.8	7-72.0 / 4-40.0	2 / 3					
Kansas	7-14 / 0-13	1-3 / 2-3	31:14 / 28:46	02:28	6.2 / 3.0	7.6 / 2.4	6.8 / 2.8	1-55.0 / 7-44.3	1-15.0 / 4-45.0	1 / 1					
West Virginia	4-13 / 2-14	0-1 / 1-3	28:51 / 31:08	-02:17	3.2 / 0.5	5.9 / 4.8	4.5 / 2.3	6-40.7 / 8-42.4	7-55.0 / 3-27.0	8 / 1					
TCU	11-16 / 2-13	2-2 / 0-1	33:02 / 24:42	08:20	7.1 / 3.4	9.4 / 7.9	7.8 / 5.2	1-38.0 / 8-42.3	1-15.0 / 12-79.0	7 / 0					
Texas Tech	8-19 / 3-14	0-0 / 0-3	36:58 / 23:02	13:56	3.9 / 1.3	6.1 / 2.6	4.9 / 2.0	7-46.0 / 9-56.4	9-87.0 / 8-51.0	6 / 0					
Oklahoma	3-11 / 5-18	0-0 / 1-3	24:02 / 35:41	-11:39	3.9 / 4.3	7.1 / 6.5	5.4 / 5.3	4-43.0 / 7-46.1	6-60.0 / 12-74.0	6 / 1					
Baylor	12-20 / 6-14	0-1 / 0-13	1:23 / 28:37	02:46	1.8 / 1.9	5.6 / 6.4	3.8 / 4.0	4-45.0 / 5-52.6	6-50.0 / 7-49.0	6 / 2					
Totals	91-205 / 49-188	6-12 / 8-26	403:06 / 376:30	26:36	4.1 / 2.7	7.3 / 6.3	5.4 / 4.4	66-42.2 / 91-46.5	80-726.0 / 88-682.0	55 / 15					

Note: Game totals are displayed in the format TEAM/OPPONENT for each category

Game-by-Game Red-Zone Results

Oklahoma State Inside Opponent Red-Zone

Date	Opponent	Score	Times In RZ	Times Scored	Total Pts	TDs	Rush TDs	Pass TDs	FGs Made	Failed to score inside RZ						Game
										FGA	Downs	Int	Fumb	Half		
09/04/2021	Missouri St.	W 23-16	4	4	23	3	2	1	1	1	0	0	0	0	0	
09/11/2021	Tulsa	W 28-23	3	3	21	3	1	2	0	0	0	0	0	0	0	
09/18/2021	at Boise St.	W 21-20	3	2	14	2	2	0	0	0	0	0	0	0	0	
09/25/2021	Kansas St.	W 31-20	4	4	24	3	1	2	1	1	0	0	0	0	0	
10/02/2021	Baylor	W 24-14	4	3	17	2	2	0	1	1	0	1	0	0	0	
10/16/2021	at Texas	W 32-24	6	5	23	2	1	1	3	3	0	0	0	0	1	
10/23/2021	at Iowa St.	L 21-24	2	1	7	1	0	1	0	1	0	0	0	0	0	
10/30/2021	Kansas	W 55-3	8	7	45	6	3	3	1	1	1	0	0	0	0	
11/06/2021	at West Virginia	W 24-3	4	4	24	3	1	2	1	1	0	0	0	0	0	
11/13/2021	TCU	W 63-17	7	7	49	7	7	0	0	0	0	0	0	0	0	
11/20/2021	at Texas Tech	W 23-0	6	5	23	2	1	1	3	3	0	0	0	0	1	
11/27/2021	Oklahoma	W 37-33	3	3	16	2	2	0	1	1	0	0	0	0	0	
12/04/2021	vs Baylor	L 16-21	5	4	16	1	1	0	3	3	1	0	0	0	0	
Totals	52 of 59 (88.1%)		59	52	302	37	24	13	15	16	2	1	0	0	2	

Opponents Inside Oklahoma State Red-Zone

Date	Opponent	Score	Times In RZ	Times Scored	Total Pts	TDs	Rush TDs	Pass TDs	FGs Made	Failed to score inside RZ						Game
										FGA	Downs	Int	Fumb	Half		
09/04/2021	Missouri St.	W 23-16	4	3	13	1	0	1	2	2	1	0	0	0	0	
09/11/2021	Tulsa	W 28-23	3	3	16	2	2	0	1	1	0	0	0	0	0	
09/18/2021	Boise St.	W 21-20	3	2	10	1	1	0	1	2	0	0	0	0	0	
09/25/2021	Kansas St.	W 31-20	1	1	3	0	0	0	1	1	0	0	0	0	0	
10/02/2021	Baylor	W 24-14	1	1	7	1	1	0	0	0	0	0	0	0	0	
10/16/2021	Texas	W 32-24	4	3	17	2	1	1	1	1	0	1	0	0	0	
10/23/2021	Iowa St.	L 21-24	4	4	24	3	1	2	1	1	0	0	0	0	0	
10/30/2021	Kansas	W 55-3	0	0	0	0	0	0	0	0	0	0	0	0	0	
11/06/2021	West Virginia	W 24-3	1	1	3	0	0	0	1	1	0	0	0	0	0	
11/13/2021	TCU	W 63-17	2	2	10	1	1	0	1	1	0	0	0	0	0	
11/20/2021	Texas Tech	W 23-0	0	0	0	0	0	0	0	0	0	0	0	0	0	
11/27/2021	Oklahoma	W 37-33	3	3	17	2	0	2	1	1	0	0	0	0	0	
12/04/2021	Baylor	L 16-21	4	3	21	3	0	3	0	1	0	0	0	0	0	
Totals	26 of 30 (86.7%)		30	26	141	16	7	9	10	11	1	1	0	0	0	



Oklahoma State Statistics

Team Game Highs

RUSHES	62	TCU (11/13/2021)
YARDS RUSHING	447	TCU (11/13/2021)
YARDS PER RUSH	7.2	TCU (11/13/2021)
TD RUSHES	8	TCU (11/13/2021)
PASS ATTEMPTS	47	vs Baylor (N) (12/04/2021)
PASS COMPLETIONS	32	vs Baylor (N) (12/04/2021)
YARDS PASSING	344	Kansas St. (09/25/2021)
YARDS PER PASS	10.1	Kansas St. (09/25/2021)
TD PASSES	4	Kansas (10/30/2021)
TOTAL PLAYS	87	vs Baylor (N) (12/04/2021)
	87	TCU (11/13/2021)
TOTAL OFFENSE	682	TCU (11/13/2021)
YARDS PER PLAY	7.8	TCU (11/13/2021)
POINTS	63	TCU (11/13/2021)
SACKS BY	8	at West Virginia (11/06/2021)
FIRST DOWNS	35	TCU (11/13/2021)
PENALTIES	10	Missouri St. (09/04/2021)
PENALTY YARDS	87	at Texas Tech (11/20/2021)
TURNOVERS	4	vs Baylor (N) (12/04/2021)
PUNTS	7	at Boise St. (09/18/2021)
	7	at Texas Tech (11/20/2021)
	7	Tulsa (09/11/2021)
	7	Missouri St. (09/04/2021)
PUNTING AVG	55.0	Kansas (10/30/2021)
LONG PUNT	60	at Texas (10/16/2021)
PUNTS INSIDE 20	4	at West Virginia (11/06/2021)
LONG PUNT RETURN	19	Tulsa (09/11/2021)

Team Game Lows

RUSHES	28	Missouri St. (09/04/2021)
YARDS RUSHING	54	Missouri St. (09/04/2021)
YARDS PER RUSH	1.8	vs Baylor (N) (12/04/2021)
TD RUSHES	0	at Iowa St. (10/23/2021)
PASS ATTEMPTS	13	at Boise St. (09/18/2021)
PASS COMPLETIONS	6	at Boise St. (09/18/2021)
YARDS PASSING	82	at Boise St. (09/18/2021)
YARDS PER PASS	5.4	at Texas (10/16/2021)
TD PASSES	0	at Boise St. (09/18/2021)
	0	vs Baylor (N) (12/04/2021)
TOTAL PLAYS	56	at Iowa St. (10/23/2021)
TOTAL OFFENSE	285	at West Virginia (11/06/2021)
YARDS PER PLAY	3.8	vs Baylor (N) (12/04/2021)
POINTS	16	vs Baylor (N) (12/04/2021)
SACKS BY	1	Kansas (10/30/2021)
FIRST DOWNS	15	at Boise St. (09/18/2021)
PENALTIES	1	TCU (11/13/2021)
	1	Kansas (10/30/2021)
PENALTY YARDS	15	TCU (11/13/2021)
	15	Kansas (10/30/2021)
INTERCEPTIONS BY	0	vs Baylor (N) (12/04/2021)
	0	Oklahoma (11/27/2021)
	0	at Texas Tech (11/20/2021)
	0	TCU (11/13/2021)
	0	at Iowa St. (10/23/2021)
	0	Baylor (10/02/2021)
	0	Tulsa (09/11/2021)
	0	Missouri St. (09/04/2021)
PUNTS	1	TCU (11/13/2021)
	1	Kansas (10/30/2021)
PUNTING AVG	36.0	Baylor (10/02/2021)
LONG PUNT	38	TCU (11/13/2021)
PUNTS INSIDE 20	0	vs Baylor (N) (12/04/2021)
	0	Kansas (10/30/2021)
LONG PUNT RETURN	0	vs Baylor (N) (12/04/2021)
	0	Oklahoma (11/27/2021)
	0	at Texas Tech (11/20/2021)
	0	at West Virginia (11/06/2021)
	0	at Iowa St. (10/23/2021)
	0	at Boise St. (09/18/2021)

Opponent Team Game Highs

RUSHES	44	Oklahoma (11/27/2021)
YARDS RUSHING	189	Oklahoma (11/27/2021)
YARDS PER RUSH	4.3	Oklahoma (11/27/2021)
TD RUSHES	2	at Texas (10/16/2021)
	2	Baylor (10/02/2021)
	2	Tulsa (09/11/2021)
PASS ATTEMPTS	46	Missouri St. (09/04/2021)
PASS COMPLETIONS	27	at Iowa St. (10/23/2021)
YARDS PASSING	307	at Iowa St. (10/23/2021)
YARDS PER PASS	9.6	TCU (11/13/2021)
TD PASSES	3	vs Baylor (N) (12/04/2021)
	3	Oklahoma (11/27/2021)
TOTAL PLAYS	83	Missouri St. (09/04/2021)
	83	Oklahoma (11/27/2021)
TOTAL OFFENSE	441	Oklahoma (11/27/2021)
YARDS PER PLAY	6.3	TCU (11/13/2021)
POINTS	33	Oklahoma (11/27/2021)
SACKS BY	3	at Iowa St. (10/23/2021)
FIRST DOWNS	23	Missouri St. (09/04/2021)
PENALTIES	12	Oklahoma (11/27/2021)
	12	TCU (11/13/2021)
PENALTY YARDS	80	at Texas (10/16/2021)
TURNOVERS	3	Kansas (10/30/2021)
PUNTS	9	Baylor (10/02/2021)
	9	at Texas Tech (11/20/2021)
PUNTING AVG	56.4	at Texas Tech (11/20/2021)
LONG PUNT	77	at Texas (10/16/2021)
PUNTS INSIDE 20	4	Oklahoma (11/27/2021)
	4	at Texas Tech (11/20/2021)
	4	Baylor (10/02/2021)
LONG PUNT RETURN	8	Tulsa (09/11/2021)

Opponent Team Game Lows

RUSHES	25	Kansas St. (09/25/2021)
YARDS RUSHING	17	at West Virginia (11/06/2021)
YARDS PER RUSH	0.5	at West Virginia (11/06/2021)
TD RUSHES	0	vs Baylor (N) (12/04/2021)
	0	Oklahoma (11/27/2021)
	0	at Texas Tech (11/20/2021)
	0	at West Virginia (11/06/2021)
	0	Kansas (10/30/2021)
	0	Kansas St. (09/25/2021)
	0	Missouri St. (09/04/2021)
PASS ATTEMPTS	18	Kansas (10/30/2021)
PASS COMPLETIONS	9	Kansas (10/30/2021)
YARDS PASSING	44	Kansas (10/30/2021)
YARDS PER PASS	2.4	Kansas (10/30/2021)
TD PASSES	0	at Texas Tech (11/20/2021)
	0	TCU (11/13/2021)
	0	at West Virginia (11/06/2021)
	0	Kansas (10/30/2021)
	0	Baylor (10/02/2021)
	0	Tulsa (09/11/2021)
TOTAL PLAYS	51	Kansas (10/30/2021)
TOTAL OFFENSE	108	at Texas Tech (11/20/2021)
YARDS PER PLAY	1.9	at Texas Tech (11/20/2021)
POINTS	0	at Texas Tech (11/20/2021)
SACKS BY	0	at Texas Tech (11/20/2021)
	0	TCU (11/13/2021)
FIRST DOWNS	7	Kansas (10/30/2021)
PENALTIES	2	at Boise St. (09/18/2021)
PENALTY YARDS	20	at Boise St. (09/18/2021)
INTERCEPTIONS BY	0	at Texas Tech (11/20/2021)
	0	TCU (11/13/2021)
	0	Kansas (10/30/2021)
	0	at Iowa St. (10/23/2021)
	0	Kansas St. (09/25/2021)
	0	at Boise St. (09/18/2021)
PUNTS	5	at Iowa St. (10/23/2021)
	5	vs Baylor (N) (12/04/2021)
	5	at Boise St. (09/18/2021)
PUNTING AVG	37.8	at Iowa St. (10/23/2021)
LONG PUNT	47	at Boise St. (09/18/2021)
PUNTS INSIDE 20	0	at Iowa St. (10/23/2021)
	0	Kansas (10/30/2021)
	0	at Texas (10/16/2021)
LONG PUNT RETURN	0	vs Baylor (N) (12/04/2021)
	0	TCU (11/13/2021)
	0	at West Virginia (11/06/2021)
	0	Kansas (10/30/2021)
	0	at Iowa St. (10/23/2021)
	0	Baylor (10/02/2021)
	0	Kansas St. (09/25/2021)
	0	at Boise St. (09/18/2021)

Individual Game Highs

YARDS RUSHING	218	Jaylen Warren at Boise St. (09/18/2021)
TD RUSHES	3	Jaylen Warren vs TCU (11/13/2021)
LONG RUSH	75	Jaylen Warren at Boise St. (09/18/2021)
PASS ATTEMPTS	46	Spencer Sanders vs Baylor (N) (12/04/2021)
PASS COMPLETIONS	31	Spencer Sanders vs Baylor (N) (12/04/2021)
YARDS PASSING	344	Spencer Sanders vs Kansas St. (09/25/2021)
TD PASSES	3	Spencer Sanders at Iowa St. (10/23/2021)
LONG PASS	52	Spencer Sanders vs Kansas St. (09/25/2021)
RECEPTIONS	9	Tay Martin vs Baylor (N) (12/04/2021)
	9	Tay Martin vs Kansas St. (09/25/2021)
YARDS RECEIVING	130	Tay Martin at Texas Tech (11/20/2021)
TD RECEPTIONS	2	Tay Martin at West Virginia (11/06/2021)
	2	Brennan Presley at Iowa St. (10/23/2021)
LONG RECEPTION	52	Jaylen Warren vs Kansas St. (09/25/2021)
PUNTS	7	Tom Hutton at Texas Tech (11/20/2021)
	7	Tom Hutton at Boise St. (09/18/2021)
	7	Tom Hutton vs Missouri St. (09/04/2021)
PUNTING AVG	55.0	Tom Hutton vs Kansas (10/30/2021)
LONG PUNT	60	Tom Hutton at Texas (10/16/2021)
PUNTS INSIDE 20	4	Tom Hutton at West Virginia (11/06/2021)
LONG PUNT RETURN	19	Brennan Presley vs Tulsa (09/11/2021)
LONG KICKOFF RETURN	100	Brennan Presley vs Oklahoma (11/27/2021)
TACKLES	15	Malcolm Rodriguez vs Missouri St. (09/04/2021)
SACKS	2	Collin Oliver vs Baylor (N) (12/04/2021)
	2	Collin Oliver vs Oklahoma (11/27/2021)
	2	Malcolm Rodriguez vs Oklahoma (11/27/2021)
	2	Devin Harper at West Virginia (11/06/2021)
	2	Brock Martin at West Virginia (11/06/2021)
	2	Collin Oliver vs Baylor (10/02/2021)
	2	Brock Martin at Boise St. (09/18/2021)
TACKLES FOR LOSS	3	Malcolm Rodriguez vs Oklahoma (11/27/2021)
	3	Brock Martin at West Virginia (11/06/2021)
	3	Collin Oliver vs Baylor (10/02/2021)

Opponent Individual Game Highs

RUSHES	22	Kennedy Brooks vs Oklahoma (11/27/2021)
YARDS RUSHING	139	Kennedy Brooks vs Oklahoma (11/27/2021)
TD RUSHES	2	Bijan Robinson at Texas (10/16/2021)
LONG RUSH	56	Caleb Williams vs Oklahoma (11/27/2021)
PASS ATTEMPTS	44	Jason Shelley vs Missouri St. (09/04/2021)
PASS COMPLETIONS	27	Brock Purdy at Iowa St. (10/23/2021)
YARDS PASSING	307	Brock Purdy at Iowa St. (10/23/2021)
TD PASSES	3	Blake Shapen vs Baylor (N) (12/04/2021)
	3	Caleb Williams vs Oklahoma (11/27/2021)
LONG PASS	77	Sam Jackson vs TCU (11/13/2021)
RECEPTIONS	12	Xavier Hutchinson at Iowa St. (10/23/2021)
YARDS RECEIVING	125	Xavier Hutchinson at Iowa St. (10/23/2021)
TD RECEPTIONS	2	Xavier Hutchinson at Iowa St. (10/23/2021)
LONG RECEPTION	77	Taye Barber vs TCU (11/13/2021)
FIELD GOALS	3	Jose Pizano vs Missouri St. (09/04/2021)
LONG FIELD GOALS	48	Jose Pizano vs Missouri St. (09/04/2021)
PUNTS	9	Austin McNamara at Texas Tech (11/20/2021)
	9	Issac Power vs Baylor (10/02/2021)
PUNTING AVG	56.4	Austin McNamara at Texas Tech (11/20/2021)
LONG PUNT	77	Cameron Dicker at Texas (10/16/2021)
PUNTS INSIDE 20	4	Michael Turk vs Oklahoma (11/27/2021)
	4	Austin McNamara at Texas Tech (11/20/2021)
	4	Issac Power vs Baylor (10/02/2021)
LONG PUNT RETURN	8	Keylon Stokes vs Tulsa (09/11/2021)
LONG KICKOFF RETURN	99	Malik Knowles vs Kansas St. (09/25/2021)
TACKLES	15	Dillon Doyle vs Baylor (10/02/2021)
SACKS	2	Will McDonald at Iowa St. (10/23/2021)
TACKLES FOR LOSS	3	Ray Thornton at Texas (10/16/2021)
INTERCEPTIONS	2	Woodi Washington vs Oklahoma (11/27/2021)



Oklahoma State Statistics

Game-by-Game Player Participation

##	Player	GP-GS	MSU	TUL	BSU	KSU	BAY	TEX	ISU	KAN	WVU	TCU	TTU	OU	BAY
0	LD Brown	3/3	START	START	START
0	Christian Holmes	13/13	START	START	START	START	START	START	START	START	START	START	START	START	START
1	Tay Martin	12/12	START	START	...	START	START	START	START	START	START	START	START	START	START
2	Tanner McCalister	13/13	START	START	START	START	START	START	START	START	START	START	START	START	START
3	Spencer Sanders	12/12	...	START	START	START	START	START	START	START	START	START	START	START	START
3	Tre Sterling	4/1	START	XXX	XXX	XXX
4	Korie Black	13/0	XXX	XXX	XXX	XXX	XXX	XXX	XXX	XXX	XXX	XXX	XXX	XXX	XXX
5	Zach Middleton	4/0	XXX	XXX	XXX	...	XXX
5	Kendal Daniels	2/0	XXX	...	XXX
6	Jabbar Muhammad	13/0	XXX	XXX	XXX	XXX	XXX	XXX	XXX	XXX	XXX	XXX	XXX	XXX	XXX
6	Ethan Bullock	2/0	XXX	...	XXX
7	Jaylen Warren	13/11	XXX	XXX	START	START	START	START	START	START	START	START	START	START	START
8	Braydon Johnson	1/1	START
8	Cam Smith	1/0	XXX
9	Brock Martin	12/12	START	START	START	START	START	START	START	START	START	START	START	START	START
10	Rashod Owens	9/5	XXX	XXX	START	START	START	START	START	XXX	...	XXX	XXX	XXX	XXX
11	Lamont Bishop	12/0	...	XXX	XXX	XXX	XXX	XXX	XXX	XXX	XXX	XXX	XXX	XXX	XXX
12	Kanion Williams	13/0	XXX	XXX	XXX	XXX	XXX	XXX	XXX	XXX	XXX	XXX	XXX	XXX	XXX
12	Gunnar Gundy	1/0	XXX	XXX	XXX
13	Thomas Harper	12/0	XXX	XXX	XXX	XXX	XXX	XXX	XXX	...	XXX	XXX	XXX	XXX	XXX
14	Nick Session	4/0	XXX	XXX	XXX	...	XXX
15	Ty Williams	3/0	...	XXX	...	XXX
15	Jonathan Sheperd	1/0	XXX
16	Devin Harper	13/12	START	XXX	START	START	START	START	START	START	START	START	START	START	START
16	Shane Illingworth	2/1	START	XXX
17	John Paul Richardson	9/2	...	XXX	XXX	XXX	XXX	XXX	XXX	XXX	START	START
17	Lyrik Rawls	2/0	XXX	XXX
18	Sean Michael Flanagan	13/0	XXX	XXX	XXX	XXX	XXX	XXX	XXX	XXX	XXX	XXX	XXX	XXX	XXX
19	Alex Hale	6/0	XXX	XXX	XXX	XXX	XXX	...	XXX	XXX
19	Bryson Green	11/6	START	START	START	XXX	XXX	START	START	START	XXX	XXX	XXX
20	Malcolm Rodriguez	13/13	START	START	START	START	START	START	START	START	START	START	START	START	START
20	Dominic Richardson	13/0	XXX	XXX	XXX	XXX	XXX	XXX	XXX	XXX	XXX	XXX	XXX	XXX	XXX
22	Demarco Jones	12/0	XXX	XXX	XXX	XXX	XXX	XXX	XXX	XXX	XXX	XXX	...	XXX	XXX
23	Jaden Nixon	2/0	XXX	...	XXX
24	Jarrick Bernard-Converse	13/13	START	START	START	START	START	START	START	START	START	START	START	START	START
25	Jason Taylor II	13/12	XXX	START	START	START	START	START	START	START	START	START	START	START	START
25	Andre Washington	1/0	XXX
26	Jordan Reagan	11/0	...	XXX	XXX	XXX	XXX	XXX	XXX	XXX	XXX	XXX	XXX	XXX	XXX
27	Dezmon Jackson	6/0	XXX	XXX	XXX	XXX
27	Raymond Gay II	2/0	...	XXX	XXX
28	Blaine Green	10/2	XXX	XXX	XXX	XXX	XXX	XXX	XXX	START	XXX	START
28	De'kelvion Beamom	1/0	XXX
29	Tom Hutton	13/0	XXX	XXX	XXX	XXX	XXX	XXX	XXX	XXX	XXX	XXX	XXX	XXX	XXX
30	Collin Oliver	13/1	XXX	XXX	XXX	XXX	START	XXX	XXX	XXX	XXX	XXX	XXX	XXX	XXX
30	Gabe Simpson	1/0	XXX
31	Kolby Harvell-Peel	13/13	START	START	START	START	START	START	START	START	START	START	START	START	START
32	DeSean Buckner	2/0	XXX	...	XXX
32	Clayton Barbour	1/0	XXX
35	Samuela Tuihalamaka	4/0	XXX	XXX	XXX	XXX
36	Vance Hooper	1/0	XXX
37	Cale Cabbiness	7/0	XXX	...	XXX	...	XXX	XXX	XXX	XXX
38	Mason Cobb	13/1	XXX	START	XXX	XXX	XXX	XXX	XXX	XXX	XXX	XXX	XXX	XXX	XXX
39	Trey Rucker	13/0	XXX	XXX	XXX	XXX	XXX	XXX	XXX	XXX	XXX	XXX	XXX	XXX	XXX
41	Constantino Borrelli	1/0	XXX
42	Jayden Jernigan	13/0	XXX	XXX	XXX	XXX	XXX	XXX	XXX	XXX	XXX	XXX	XXX	XXX	XXX
44	Kamryn Farrar	13/0	XXX	XXX	XXX	XXX	XXX	XXX	XXX	XXX	XXX	XXX	XXX	XXX	XXX
45	Jeff Roberson	11/0	XXX	XXX	...	XXX	XXX	XXX	XXX	XXX	XXX	XXX	XXX	XXX	XXX
46	Nickolas Martin	3/0	...	XXX	XXX	XXX
47	Jake Schultz	13/0	XXX	XXX	XXX	XXX	XXX	XXX	XXX	XXX	XXX	XXX	XXX	XXX	XXX
48	Silas Barr	10/0	XXX	XXX	XXX	XXX	XXX	XXX	XXX	XXX	XXX	XXX
49	Tanner Brown	13/0	XXX	XXX	XXX	XXX	XXX	XXX	XXX	XXX	XXX	XXX	XXX	XXX	XXX
51	Danny Godlevske	10/10	START	START	START	START	START	START	START	START	START	START
52	Ben Kopenski	13/0	XXX	XXX	XXX	XXX	XXX	XXX	XXX	XXX	XXX	XXX	XXX	XXX	XXX
53	Matt Hembrough	13/0	XXX	XXX	XXX	XXX	XXX	XXX	XXX	XXX	XXX	XXX	XXX	XXX	XXX
56	Xavier Ross	2/0	XXX	XXX
59	Brady Pohl	3/0	XXX	XXX
60	Tyrese Williams	3/2	XXX	...	START	START
61	Jake Springfield	12/7	START	START	START	START	START	START	START	XXX	XXX	XXX	XXX	XXX	XXX
62	Cade Bennett	11/0	XXX
63	Zeke Zaragoza	2/0	XXX
66	Joe Michalski	13/3	XXX	XXX	XXX	XXX	XXX	XXX	XXX	XXX	XXX	XXX	START	START	START
67	Cole Birmingham	13/13	START	START	START	START	START	START	START	START	START	START	START	START	START
68	Taylor Miterko	5/1	START	XXX	XXX	XXX
70	Hunter Woodard	11/11	START	START	START	START	START	START	START	START	START	START	START
71	Aden Kelley	2/0	XXX	XXX
71	Monroe Mills	1/0	XXX
72	Josh Sills	12/11	START	START	START	START	START	START	START	START	START	...	XXX	START	START
74	Preston Wilson	13/7	XXX	START	XXX	XXX	XXX	XXX	XXX	START	START	START	START	START	START
76	Caleb Etienne	3/0	XXX	XXX	XXX
77	Hunter Anthony	10/0	XXX	XXX	XXX	XXX	XXX	XXX	...	XXX	XXX	XXX	XXX
80	Brennan Presley	13/11	START	START	START	START	START	START	START	START	START	START	XXX	START	XXX
81	CJ Tate	1/0	XXX
82	Quinton Stewart	2/0	XXX	XXX	XXX	...
83	Gordie Geymuller	1/0	XXX
85	Jaden Bray	11/3	XXX	XXX	...	XXX	XXX	...	XXX	XXX	XXX	START	START	START	START
86	Cale Fulsom	1/0	XXX
87	Logan Carter	8/2	XXX	XXX	XXX	XXX	START	START	XXX	XXX
89	Tyler Lacy	13/13	START	START	START	START	START	START	START	START	START	START	START	START	START
89	Austin Jarrard	4/0	XXX	XXX	XXX	XXX
90	Braden Cassidy	10/7	XXX	START	XXX	START	START	START	START	START	START	XXX
91	Tyren Irby	9/0	XXX	XXX	XXX	XXX	XXX	XXX	XXX	XXX	XXX
92	Nathan Latu	7/0	XXX	XXX	...	XXX	XXX	XXX	...	XXX	XXX
95	Israel Antwine	12/9	...	XXX	XXX	XXX	START	START	START	START	START	START	START	START	START
96	Kody Walterscheid	13/0	XXX	XXX	XXX	XXX	XXX	XXX	XXX	XXX	XXX	XXX	XXX	XXX	XXX
97	Ian Marshall	1/0	XXX
98	Brendon Evers	13/13	START	START	START	START	START	START	START	START	START	START	START	START	START
99	Sione Asi	13/4	START	START	START	START	START	START	START	XXX	XXX	XXX	XXX	XXX	XXX

Bowl History

Winning in the Postseason

With a 20-11 record in bowl games (64.5 pct.), Oklahoma State has the third-highest winning percentage among teams with a minimum of 20 bowl appearances.

Win Percentage in Bowl Games *min. 20 appearances*

	Pct	W	School
1.	73.9	17-6-0	Utah
2.	65.8	25-13-0	Ole Miss
3.	64.5	20-11-0	Oklahoma State
4.	64.2	34-19-0	USC
5.	63.5	16-9-1	Syracuse
6.	62.3	44-26-3	Alabama
7.	62.0	30-18-2	Penn State
8.	61.7	28-17-2	Florida State
9.	60.5	33-21-3	Georgia
10.	58.3	14-10-0	Mississippi State
11.	56.5	30-23-1	Oklahoma
12.	56.1	31-24-2	Texas
13.	55.6	24-19-2	Auburn
	55.6	25-20-0	Georgia Tech
15.	55.0	11-9-0	Kentucky
16.	54.7	29-24-0	Tennessee
17.	53.9	27-23-1	LSU
18.	53.2	25-22-0	Clemson
19.	53.1	17-15-0	Wisconsin
20.	53.0	17-15-1	Iowa
	53.0	17-15-1	NC State
22.	52.2	24-22-0	Florida
23.	52.1	12-11-1	California
	52.1	12-11-1	Navy
25.	52.0	13-12-0	Baylor



Bowl Appearances by Year

1945	Cotton	vs. TCU	W	34-0
1946	Sugar	vs. St. Mary's	W	33-13
1949	Delta	vs. William & Mary	L	0-20
1958	Bluegrass	vs. Florida State	W	15-6
1974	Fiesta	vs. BYU	W	16-6
1976	Tangerine	vs. BYU	W	49-21
1981	Independence	vs. Texas A&M	L	16-33
1983	Bluebonnet	vs. Baylor	W	24-14
1984	Gator	vs. South Carolina	W	21-14
1985	Gator	vs. Florida State	L	23-34
1987	Sun	vs. West Virginia	W	35-33
1988	Holiday	vs. Wyoming	W	62-14
1997	Alamo	vs. Purdue	L	20-33
2002	Houston	vs. Southern Miss	W	33-23
2004	Cotton	vs. Ole Miss	L	28-31
2004	Alamo	vs. Ohio State	L	7-33
2006	Independence	vs. Alabama	W	34-31
2007	Insight	vs. Indiana	W	49-33
2008	Holiday	vs. Oregon	L	31-42
2010	Cotton	vs. Ole Miss	L	7-21
2010	Alamo	vs. Arizona	W	36-10
2012	Fiesta	vs. Stanford	Wot	41-38
2013	Heart of Dallas	vs. Purdue	W	58-14
2014	Cotton	vs. Missouri	L	31-41
2015	Cactus	vs. Washington	W	30-22
2016	Sugar	vs. Ole Miss	L	20-48
2016	Alamo	vs. Colorado	W	38-8
2017	Camping World	vs. Virginia Tech	W	30-21
2018	Liberty	vs. Missouri	W	38-33
2019	Texas	vs. Texas A&M	L	21-24
2020	Cheez-It	vs. Miami (Fla.)	W	37-34

Results by Bowl Game

Alamo Bowl	2-2
Bluebonnet Bowl	1-0
Bluegrass Bowl	1-0
Cactus Bowl	1-0
Camping World Bowl	1-0
Cheez-It Bowl	1-0
Cotton Bowl	1-3
Delta Bowl	0-1
Fiesta Bowl	2-0
Gator Bowl	1-1
Heart of Dallas Bowl	1-0
Holiday Bowl	1-1
Houston Bowl	1-0
Independence Bowl	1-1
Insight Bowl	1-0
Liberty Bowl	1-0
Sugar Bowl	1-1
Sun Bowl	1-0
Tangerine Bowl	1-0
Texas Bowl	0-1

Bowl Records vs. Opponents

Alabama	1-0
Arizona	1-0
Baylor	1-0
BYU	2-0
Colorado	1-0
Florida State	1-1
Indiana	1-0
Miami (Fla.)	1-0
Missouri	1-1
Ohio State	0-1
Ole Miss	0-3
Oregon	0-1
Purdue	1-1
South Carolina	1-0
Southern Miss	1-0
Stanford	1-0
St. Mary's	1-0
TCU	1-0
Texas A&M	0-2
Virginia Tech	1-0
Washington	1-0
West Virginia	1-0
William & Mary	0-1
Wyoming	1-0




Bowl Recaps

1945 Cotton Bowl January 1, 1945 | Dallas

Oklahoma A&M
TCU

34
0

DALLAS – The first bowl appearance for Oklahoma A&M turned into a pleasant experience for the orange and black faithful as the Aggies used a season-ending 28-6 win over Oklahoma as a springboard to a dominating bowl performance.



Oklahoma A&M sophomore tailback whiz Bob Fenimore, the nation's total offense leader, lived up to All-America billings as the Cowboys bounced the local team from TCU, 34-0, in the third-largest margin of victory in Cotton Bowl history. Fenimore scored on runs of one and seven yards and completed 6-of-13 passes for 136 yards. Fullback Jim Spavital powered his way for 120 yards, including a 52-yard scoring bolt.

Meanwhile, the Poke defense smothered TCU, not allowing the Horned Frogs past midfield until the second half. Coach Jim Lookabaugh's muscular single-wing offense harvested 494 yards of total offense, while TCU could manage only 105. In the fourth period, A&M's reserves took over with Joe Thomas and Mack Creager adding touchdowns on short plunges.

The Aggies finished the year with an 8-1 record. It was their best win total since the 1932 squad won nine games.

Fenimore, Neill Armstrong (who would later coach the Chicago Bears) and tackle Ralph Foster were all Aggies who were named as the game's outstanding players. Fenimore was inducted into the Cotton Bowl Hall of Fame in the spring of 2007.

Score by Quarters	1	2	3	4	Score
Oklahoma A&M	14	0	7	13	34
TCU	0	0	0	0	0

Scoring Plays

Team	Scoring Play
A&M	Fenimore 1 run (Creager kick)
A&M	Spavital 52 run (Creager kick)
A&M	Fenimore 8 run (Creager kick)
A&M	Thomas 1 run (Creager kick)
A&M	Creager 1 run (kick failed)

	OAMC	TCU
FIRST DOWNS	20	5
RUSHES-YARDS (NET)	60-295	27-74
PASSING YDS (NET)	199	31
Passes Att-Comp-Int	17-9-1	10-3-3
TOTAL OFFENSE PLAYS-YARDS	77-494	37-105
Punts (Number-Avg)	6-26.3	8-34.3
Fumbles-Lost	1-1	2-1
Penalties-Yards	7-75	5-25

Rushing: Oklahoma A&M: Fenimore 21-178, Spavital 18-120, Hankins 9-57, Thomas 7-25, Creager 5-16, Stafford 2-7, Connor 1-6, Moore 1-3, Karraker 1(-2). TCU: Ruff 7-35, Mason 8-26, Busby 1-12, Cox 1-4, Jackson 3-4, Hadaway 7(-7)

Passing: Oklahoma A&M: Fenimore 6-13-1, 136; Thomas 2-2, 54. TCU: Hadaway 3-6-1, 31; Cox 0-3-1, 0; Busby 0-1

Receiving: Oklahoma A&M: Hankins 4-103, Creager 2-54, Moore 1-17, Armstrong 1-6, Thomas 1-9. TCU: Jackson 1-34, Ruff 1(-1), Gaxxen 1(-2)

Punting: Oklahoma A&M: Fenimore 5-28.8, Conner 1-14

1946 Sugar Bowl January 1, 1946 | New Orleans

St. Mary's
Oklahoma A&M

13
33

NEW ORLEANS – A capacity crowd of 75,000 gathered to watch the battle of All-Americans, Oklahoma A&M's Bob "Blond Bomber" Fenimore and St. Mary's "Squirmin'" Herman Wedemeyer.



Wedemeyer's 46-yard touchdown pass to Dennis O'Conner opened the scoring, but Fenimore matched it with a 29-yard scoring toss to Cecil Hankins as the first quarter ended. Fenimore's short plunge gave A&M the lead for keeps, but just before the half, Wedemeyer lateraled to Fred DeSalvo, who weaved his way through Aggie defenders 44 yards for a touchdown. The conversion missed, and A&M led at halftime.

While the Cowboy passing game was off, the ground game produced another Fenimore TD plunge in the third period, and Jim Reynolds opened the fourth stanza by leaping a yard for a score. Reynolds winged a 20-yard TD pass to Joe Thomas in the final minutes to end the wild scoring derby.

In his battle with Wedemeyer, Fenimore got the best of the total offense struggle, netting 206 yards in 36 plays while Wedemeyer had 184 yards in 25 plays. Fenimore also punted four times for an average of 53.2 yards.

Score by Quarters	1	2	3	4	Score
St. Mary's	7	6	0	0	13
Oklahoma A&M	7	7	6	13	33

Scoring Plays

1st - 8:40 - SMC - O'Connor 46 pass from Wedemeyer (Wedemeyer kick)
1st - 6:45 - A&M - Hankins 29 pass from Fenimore (Reynolds kick)
2nd - 11:55 - A&M - Fenimore 1 run (Reynolds kick)
2nd - 9:20 - SMC - DeSalvo 44 run (PAT attempt failed)
3rd - 0:00 - A&M - Fenimore 1 run (PAT attempt failed)
4th - 4:10 - A&M - Reynolds 1 run (Reynolds kick)
4th - 0:00 - A&M - Thomas 20 pass from Reynolds

OAMC SMC


FIRST DOWNS	15	8
RUSHING YARDS (NET)	217	61
PASSING YDS (NET)	112	177
Passes Att-Comp-Int	13-6-4	24-11-2
TOTAL OFFENSE YARDS	329	238
Punts (Number-Avg)	4-47.2	5-43.8
Fumbles-Lost	0	2
Penalties-Yards	45	35

1949 Delta Bowl January 1, 1949 | Memphis, Tenn.

William & Mary
Oklahoma A&M

20
0

MEMPHIS, Tenn. - Only 15,069 fans braved chilling weather in Crump Stadium as the William and Mary Indians made the most of Oklahoma A&M's mistakes for a 20-0 win in the second and final Delta Bowl.



The Indians never got outside their own 36-yard-line in the first half, but quarterback Tommy Korshcowski passed 12 yards to Lou Hoitsma in the third period for a touchdown. A Cowboy fumble set the stage for Korshcowski's 22-yard scoring aerial to Jack Bruce in the fourth period.

With A&M driving, Indian tackle Lou Creekmur picked off a deflected Bob Carey pass and rumbled 70 yards for the game's last tally. Jack Cloud was the only Indian rusher of the day, gaining 78 yards in 14 tries while Kenny Roof had 63 in seven cracks for the Aggies.

Score by Quarters	1	2	3	4	Score
William & Mary	0	0	6	14	20
Oklahoma A&M	0	0	0	0	0

Scoring Plays

3rd - 0:35 - W&M - Hoitsma 12 yd pass from Korshcowski (PAT failed)
4th - 14:54 - W&M - Bruce yd 22 pass from Korshcowski (Rex kick)
4th - 3:40 - W&M - Creekmur 70 yd interception return (Rex kick)

OAMC WM

FIRST DOWNS	10	7
RUSHING YARDS (NET)	161	161
PASSING YDS (NET)	68	56
Passes Att-Comp-Int	27-6-2	12-5-2
TOTAL OFFENSE PLAYS-YARDS	229	211
Punt Returns-Yards	10-122	2-18
Kickoff Returns-Yards	4-29	3-27
Interception Returns-Yards	0-0	1-12
Punts (Number-Avg)	9-43	12-43
Fumbles Lost	1	1
Penalties-Yards	5-55	6-70

Rushing: Oklahoma A&M-Grimes 11-18; Meinert 13-38; Aldridge 6-14; K. Roof 7-63

Passing: Oklahoma A&M-Hartman 2-11-20; Cook 0-7-0; Carey 4-9-48. William & Mary: Korschcowski 5-12-2-56

Receiving: Oklahoma A&M-Loyd 3-35; Long 3-23; Aldridge 1-10. William & Mary-Hoitsma 1-12; Cloud 2-12; Bruce 3-32

Bowl Recaps

1958 Bluegrass Bowl December 13, 1958 | Louisville, Ky.

Oklahoma State	15
Florida State	6

LOUISVILLE, Ky. - Playing on a baseball diamond and in tennis shoes, Oklahoma State's ground game, behind Duane Wood and Forrest Campbell, staked the Pokes to a 15-point lead, and a rock-ribbed defense surrendered only a late TD pass from Joe Majors to Carl Meyer.



Wood scored both OSU touchdowns on rushes of one and 17 yards. But Campbell, who netted 130 yards on 26 carries, was chosen outstanding player of the game. Dick Soergel engineered the OSU offense while Vandiver Childs, Jim Howard, Sonny Keys, John Calvin and Fred Latham manned a mauling Cowpoke defense.

The game was televised over ABC-TV with Harry Wismer handling the play-by-play duties and Howard Cosell providing color commentary. Only 7,000 frigid fans turned out for the first and last edition of the Bluegrass Bowl.

Score by Quarters	1	2	3	4	Score
Oklahoma State	0	7	8	0	15
Florida State	0	0	0	6	6

Scoring Plays

2nd - 14:31 - OSU - D. Wood, 17 run (J. Wood kick)
3rd - 0:07 - OSU - D. Wood, 1 run (D. Wood from Soergel)
4th - 13: 52 - FSU - Meyer, 39 pass from Majors (run failed)

	OSU	FSU
FIRST DOWNS	23	12
RUSHES-YARDS (NET)	298	100
PASSING YDS (NET)	77	185
Passes Att-Comp-Int	12-6-1	22-9-4
TOTAL OFFENSE PLAYS-YARDS	375	285
Punts (Number-Avg)	5-30.0	2-30.0
Fumbles Lost	1	2
Penalties-Yards	65	25

Rushing: Oklahoma State-Campbell, 26-130; Wood, 17-81, 2 TD; Wiggins, 12-59; Banfield, 7-34; Soergel 1-12; Rundle 3-7; Cross 1-3; Sewell 4-3; Wagner 1-1. Florida State-Pickard 14-44; Prinzi 7-30; Renn 2-13; Majors 3-12; Whitehead 1-3; McCormick 1-0


Passing: Oklahoma State-Soergel, 6-12-77; Florida State-Majors 5-9-116; Prinzi 4-13-69

Receiving: Oklahoma State-Wiggins, 2-38; D. Wood, 2-23; J. Wood, 1-9; Harkley, 1-7. Florida State-Romeo 3-62; Renn 2-46; Meyer 1-39; Emens 2-22; Pasquale 1-16

1974 Fiesta Bowl December 28, 1974 | Tempe, Ariz.

Oklahoma State	16
Brigham Young	6

TEMPE, Ariz. - A slow-starting offense aided by a spunky defense lifted OSU to a 16-6 verdict over Brigham Young, champs of the WAC.



State didn't get a first down in the opening quarter as the Cougars posted a pair of field goals. Midway in the second period Charlie Weatherbie pitched to Kenny Walker, who scored from 12 yards out. OSU made three deep drives in the third period but settled for a single field goal, a 42-yarder by Abby Daigle.

After subduing a fourth-quarter Cougar drive at the OSU 28, the Pokes wedged their way past midfield in a time-consuming drive. Leonard Thompson then lofted the halfback pass to split end Gerald Bain for 40 yards and the clinching score.

State's Phillip Dokes decked Cougar quarterback Gary Shiede late in the first period with a jarring tackle which dampened BYU hopes but understudy Mark Giles almost bailed the Cougars out of trouble with his fourth-quarter efforts. Dokes picked up the outstanding defensive player trophy and Walker was chosen top offensive player as OSU dominated play in the second half.

Score by Quarters	1	2	3	4	Score
Oklahoma State	0	7	3	6	16
BYU	6	0	0	0	6

Scoring Plays

1st - 9:34 - BYU - Uselman, 30 FG
1st - 0:33 - BYU - Uselman, 43 FG
2nd - 0:46 - OSU - Walker, 12 run (Daigle kick)
3rd - 2:54 - OSU - Daigle, 42 FG
4th - 3:42 - OSU - Bain, 40 pass from Thompson (kick failed)

	OSU	BYU
FIRST DOWNS	14	17
RUSHES-YARDS (NET)	55-147	36-120
PASSING YDS (NET)	77	181
Passes Att-Comp-Int	18-7-0	31-15-3
TOTAL OFFENSE PLAYS-YARDS	73-224	67-301
Punt Returns-Yards	4-13	2-3
Kickoff Returns-Yards	1-15	1-17
Punts (Number-Avg)	7-41.9	6-41.8
Fumbles-Lost	6-0	3-1
Penalties-Yards	12-84	9-66
Possession Time	31:45	28:15

Rushing: Oklahoma State-Walker 7-35, TD; Nelms, 6-32; Turner, 9-27; Thompson, 9-22; Burk 4-6; Miller 1-minus 1; Bain 1-minus 8; Derrick 3-10. BYU-Blanc 19-55; Mahoney 6-31; Christenson 1-1; Giles 10-33.

Passing: Oklahoma State-Thompson, 1-1-0-40; Weatherbie, 4-13-0-21; Burk, 2-4-0-16. BYU-Sheide 5-4-0-43; Giles 26-11-3-138.


Receiving: Oklahoma State-Bain 2-48; Boyer 2-12; Lisle 1-10; Walker 1-6; Thompson 1-1. BYU-Betham 2-28; Toolson 3-36; Mahoney 1-7; Blanc 4-36; Christenson 2-24; LaBue 3-50

Interceptions: Oklahoma State-Buck 1-13; Allen 1-15; Meyers 1-23. BYU-None

1976 Tangerine Bowl December 19, 1976 | Orlando, Fla.

Brigham Young	21
Oklahoma State	49

ORLANDO, Fla. - Billed as a showdown between Brigham Young pass-happy quarterback Gifford Nielsen and Oklahoma State running back Terry Miller, the Cowboy defense and Miller were the stand-outs in a 49-21 triumph for Oklahoma State.



Nielsen was intercepted four times, with defensive lineman Chris Dawson returning one 36 yards for a TD.

Meanwhile, Miller ran wild for 173 yards and had scoring jaunts of 78, 6, 3 and 1 yards. The Cowboys rolled up 402 yards total offense, including 375 on the ground, to rout BYU. Cowboy running back Robert Turner supported Miller's running with 80 yards on 22 attempts and a TD, and All-America tackle Phillip Dokes led a parade of OSU defenders that kept constant pressure on Nielsen.

Score by Quarters	1	2	3	4	Score
BYU	0	14	7	0	21
Oklahoma State	7	21	21	0	49

Scoring Plays

OSU Dawson, 36 INT Ret. (Daigle kick)
BYU Christensen, 1 run (D. Taylor kick)
OSU Weatherbie, 2 run (Daigle kick)
OSU Miller, 3 run (Daigle kick)
BYU Thompson, 27 pass from Nielson (D. Taylor kick)
OSU Miller, 78 run (Daigle kick)
BYU Lowry, 102 KO Ret. (D. Taylor kick)
OSU R. Turner, 1 run (kick failed)
OSU Miller, 6 run (Lisle pass from Weatherbie)
OSU Miller, 1 run (Daigle kick)

	BYU	OSU
FIRST DOWNS	14	18
RUSHES-YARDS (NET)	26-46	70-375
PASSING YDS (NET)	209	27
Passes Att-Comp-Int	34-23-4	10-2-0
TOTAL OFFENSE PLAYS-YARDS	60-255	80-402
Punt Returns-Yards	2-30	0-0
Kickoff Returns-Yards	8-204	4-42
Interception Returns-Yards	0-0	4-110
Punts (Number-Avg)	5-40.8	5-34.4
Fumbles-Lost	3-1	4-2
Penalties-Yards	6-67	7-56

Rushing: Oklahoma State-Miller 23-173; Turner 22-80; Weatherbie 11-28; Dindy 7-68; Bailey 3-23; Taylor 2-minus 2; Lisle 1-8; Berry 1-minus 3. BYU-Blanc 8-31; Nielsen 6-6; Christensen 6-6; Lowry 4-7; Chronister 1-minus 4; Gourley 1-0.

PASSING: Oklahoma State-Weatherbie 1-9-0-27; Parsley 1-1-0-0. BYU-Nielson 23-34-1-209.

Receiving: Oklahoma State-Lisle 2-27.

Interceptions: Oklahoma State-Dawson 1-36; Irons 1-44; Kirven 1-14; Cramer-16. BYU-0-0

Bowl Recaps

1981 Independence Bowl December 12, 1981 | Shreveport, La.

Texas A&M 33
Oklahoma State 16

SHREVEPORT, La. - Oklahoma State's nationally-ranked defense did its job for a while, but Texas A&M opened up late in the first half to score two quick touchdowns and went on to hand the Cowboys just their second bowl loss, 33-16, in the Independence Bowl.



OSU's opportunistic offense turned an Aggie fumble into a 7-0 lead only minutes into the game. Defensive back Pete DiClementi recovered a fumble for the Pokes on A&M's 25, and running back Ernest Anderson got the score several plays later on a one-yard plunge.

The Aggies responded with the first of four David Hardy field goals to cut the margin to 7-3, but all-Big Eight kicker Larry Roach put OSU back up by seven, 10-3, with a 43-yarder of his own. Midway through the second period, Hardy closed the margin to 10-6, and moments later the Aggies scored two lightning quick cross-country aerial touchdowns to move to a 20-10 halftime lead.

Two Hardy field goals upped that lead to 26-10 before the Cowboys drove 66 yards for Vince Orange's five-yard TD burst. OSU was crippled by injuries to several running backs during the contest, and A&M showed its versatility with 223 rushing yards and 225 passing yards before a record 47,300. Linebacker Mike Green led OSU's defense and was voted outstanding defensive player.

Score by Quarters	1	2	3	4	Score
Texas A&M	3	17	3	10	33
Oklahoma State	10	0	0	6	16

Scoring Plays

- 1st - 12:58 - OSU - Anderson, 1 run (Roach kick)
- 1st - 5:13 - TAMU - Hardy, 33 FG
- 1st - 0:46 - OSU - Roach, 42 FG
- 2nd - 6:39 - TAMU - Hardy, 32 FG
- 2nd - 2:45 - TAMU - J. Williams, 50 pass from Kubiak (Hardy kick)
- 2nd - 0:43 - TAMU - J. Williams, 38 pass from Kubiak (Hardy kick)
- 3rd - 1:15 - TAMU - Hardy, 50 FG
- 4th - 8:16 - TAMU - Hardy, 18 FG
- 4th - 6:32 - OSU - Orange, 5 run (pass failed)
- 4th - TAMU - 1:32 - Hector, 4 run (Hardy kick)

	OSU	TAMU
FIRST DOWNS	16	23
RUSHES-YARDS (NET)	34-70	58-223
PASSING YDS (NET)	187	225
Passes Att-Comp-Int	35-14-1	21-15-0
TOTAL OFFENSE PLAYS-YARDS	69-257	79-448
Fumble Returns-Yards	0-0	0-0
Punt Returns-Yards	1-8	2-1
Kickoff Returns-Yards	7-154	3-37
Interception Returns-Yards	0-0	1-0

Punts (Number-Avg)	6-40.3	3-42.0
Fumbles-Lost	3-1	4-2
Penalties-Yards	3-34	6-60
Possession Time	23:53	36:07

RUSHING: Oklahoma State-Jones 14-37; Anderson 5-26; Young 1-14; Orange 5-8; Hammond 1-2; Hilger 8-minus 11. Texas A&M-Jackson 22-123; Hector 18-45; Kubiak 11-34; Sanders 7-21.

PASSING: Oklahoma State-Hilger 14-35-1-187. Texas A&M-Kubiak 15-20-0-225; Hector 0-1-0-0.

RECEIVING: Oklahoma State-Cromer 5-73; Young 4-45; Franks 2-39; Chesley 2-18; Ingram 1-12. Texas A&M-Williams 5-118; Whitwell 3-43; Jones 2-24; Hector 2-10; Lewis 1-17; Sanders 1-10; Jackson 1-3.


INTERCEPTIONS: Oklahoma State-None. Texas A&M-

FUMBLES LOST: Oklahoma State-Hilger; Texas A&M-Kubiak; Hector

1983 Bluebonnet Bowl December 31, 1983 | Houston

Baylor 14
Oklahoma State 24

HOUSTON - Quarterback Rusty Hilger and tailback Ernest Anderson sparked Oklahoma State past Baylor, 24-14, as a near-sellout crowd of 50,090 in the Astrodome watched the 25th Bluebonnet Bowl.



Anderson carried the ball 27 times for 143 yards and a touchdown while Hilger completed 12-of-17 for 137 yards and a pair of touchdowns to ignite the Oklahoma State win. Hilger, who was later named MVP, left the game late in the first half with a slight concussion. He didn't return but Anderson's nifty running and another strong performance by the Cowboy defense kept Baylor at bay.

OSU held the Bears to just 134 yards on the ground and the Cowboy secondary picked off two passes to help seal the win. Touchdown passes from Hilger to Malcolm Lewis and Jamie Harris and a one-yard scoring run by Anderson gave OSU a 21-0 advantage before Baylor got on the scoreboard late in the first half.

The Pokes added a Larry Roach field goal in the first half while Baylor found the endzone an additional time in the second to complete the scoring.

Score by Quarters	1	2	3	4	Score
Baylor	0	7	0	7	14
Oklahoma State	6	18	0	0	24

Scoring Plays

- 1st - 8:45 - OSU - Lewis 12 yd pass from Hilger (kick failed)
- 2nd - 14:58 - OSU - Anderson 1 yd run (Hilger pass to Lewis)
- 2nd - 6:02 - OSU - Harris 26 yd pass from Hilger (Roach kick)
- 2nd - 1:21 - BU - McNeil 12 yd pass from Carlson (Jimmerson kick)
- 2nd - 0:21 - OSU - Roach 44 yd field goal
- 4th - 5:07 - BU - Anderson 28 yd pass from McNeil (Jimmerson kick)

	OSU	BU
FIRST DOWNS	19	18
RUSHES-YARDS (NET)	34-134	45-178
PASSING YDS (NET)	245	187
Passes Att-Comp-Int	32-16-2	30-17-1
TOTAL OFFENSE PLAYS-YARDS	66-379	75-365
Fumble Returns-Yards	0-0	0-0
Punt Returns-Yards	3-18	2-15
Kickoff Returns-Yards	3-27	2-1
Interception Returns-Yards	1-30	2--2
Punts (Number-Avg)	5-42.0	6-39.0
Fumbles-Lost	0-0	2-1
Penalties-Yards	4-40	7-55
Possession Time	23:59	36:01
Third-Down Conversions	6 of 14	7 of 18
Fourth-Down Conversions	0 of 1	1 of 2
Sacks By: Number-Yards	0-0	5-31

RUSHING: Baylor-Anderson 21-103; Rice 4-28; Davis 1-17; Sargent 2-8; Carlson 1-minus 2; Muecke 5-minus 20. Oklahoma State-Anderson, Ernest 27-143; Jones, Shawn 13-32; Price, Arthur 3-5; Cook, Kelly 1-2; Hilger, Rusty 1-minus 4.

PASSING: Baylor-Carlson 7-17-1-65; Muecke 8-14-1-152; Anderson 1-1-0-28. Oklahoma State-Hilger, Rusty 12-17-0-137; Jackson, Ike 5-13-1-50.

RECEIVING: Baylor-McNeil 10-163; Davis 4-64; Conrad 1-14; Sargent 1-4. Oklahoma State-Chesley, John 5-54; Lewis, Malcolm 5-46; Harris, Jamie 3-69; Charles Crawford 3-9; Anderson, Ernest 1-9.


INTERCEPTIONS: Baylor-Lewis 1-30. Oklahoma State-Hinds, Adam 1-0; Spencer, James 1-minus 2.

FUMBLES: Baylor-None. Oklahoma State-Anderson, Ernest 1-1; Charles Crawford 1-0.

1984 Gator Bowl December 28, 1984 | Jacksonville, Fla.

Oklahoma State 21
South Carolina 14

JACKSONVILLE, Fla. - After South Carolina overcame a 13-point Oklahoma State lead, the Cowboys stormed 88 yards to score the decisive touchdown on a bruising, 25-yard Rusty Hilger-to-tight end Barry Hanna pass play with just over a minute left in the game to hand OSU a 21-14 victory before a record crowd of 82,138 in the 40th Annual Gator Bowl.



Hanna, who scored his only touchdown of the season on that play, banged off two tacklers and carried a few more into the end zone with him as he tip-toed down the sideline for the game-saving score.

Earlier in the game, the Cowpokes bullied their way to a 13-0 lead. Freshman tailback Thurman Thomas, the game's MVP when he rushed for 155 yards and a touchdown and passed for a TD, leaped over from one yard out at the end of O-State's first possession. Then, early in the second quarter when it appeared the Gamecocks had stalled the Cowpokes at the Carolina six-yard line,



Bowl Recaps

Thomas took a Hilger pitch, ran right and suddenly stopped and threw back left to a wide open Hilger for the score. The conversion attempt was wide and it was a play to haunt the Pokes until Hanna's heroics.

Carolina regained the lead quickly in the third quarter on aerial bombs of 24 and 57 yards, but the rest of the time the stubborn Cowboy defense kept the Gamecock attack in a fog. OSU's final drive was endangered only once, that on a fourth-and-sixth situation at midfield, but Hilger hit the reliable Hanna for 13 yards to the Carolina 36. Hilger mixed up the defense beautifully by sending Thomas up the middle on a draw play for 11 yards and then came heart-stopping magic on the TD pass to Hanna.

Score by Quarters	1	2	3	4	Score
Oklahoma State	7	6	0	8	21
South Carolina	0	0	14	0	14

Scoring Plays

- 1st - 8:16 - OSU - Thomas 1 yd run (Roach kick)
- 2nd - 9:39 - OSU - Hilger 6 yd pass from Thomas (Team rush failed)
- 3rd - 7:36 - USC - Wade 24 yd pass from Lewis (Hagler kick)
- 3rd - 2:44 - USC - Hillary 57 yd pass from Hold (Hagler kick)
- 4th - 1:04 - OSU - Hanna 25 yd pass from Hilger (Harris pass from Hilger)

	OSU	USC
FIRST DOWNS	22	14
RUSHES-YARDS (NET)	43-172	42-104
PASSING YDS (NET)	211	194
Passes Att-Comp-Int	42-25-1	21-8-1
TOTAL OFFENSE PLAYS-YARDS	85-383	63-298
Fumble Returns-Yards	0-0	0-0
Punt Returns-Yards	0-0	2-3
Kickoff Returns-Yards	0-0	3-52
Interception Returns-Yards	1-34	1-0
Punts (Number-Avg)	5-35.6	7-41.7
Fumbles-Lost	2-0	6-3
Penalties-Yards	3-21	5-38
Possession Time	34:28	25:32
Third-Down Conversions	9 of 18	7 of 17
Fourth-Down Conversions	0 of 0	0 of 0
Sacks By: Number-Yards	3-18	1-1

RUSHING: Oklahoma State-Thomas, Thurman 32-155; Hilger, Rusty 7-11; Zachary, Ken 1-2; Timmons, Will 1-2; Crawford, C. 2-2. South Carolina-Lewis 6-36; Hold 18-33; Dendy 13-20; Smith 2-12; Brown 3-3.

PASSING: Oklahoma State-Hilger, Rusty 24-41-1-205; Thomas, Thurman 1-1-0-6. South Carolina-Hold 7-20-1-170; Lewis 1-1-0-24.

RECEIVING: Oklahoma State-Hanna, Barry 8-92; Lewis, Malcolm 3-33; Wemer, Terry 3-24; Thomas, Thurman 3-3; Harris, Jamie 2-18; Zachary, Ken 2-16; Riley, Bobby 2-9; Crawford, C. 1-10; Hilger, Rusty 1-6. South Carolina-Hillary 2-75; Poole 1-45; Wade 1-24; Corley 1-16; Dendy 1-14; Bacon 1-12; Brown 1-8.


INTERCEPTIONS: Oklahoma State-Williams, Demise 1-34. South Carolina-Gilliard 1-0.

FUMBLES: Oklahoma State-Crawford, C. 1-0; Williams, Demise 1-0. South Carolina-Hold 3-1; Lewis 2-2; Brown 1-0.

1985 Gator Bowl December 30, 1985 | Jacksonville, Fla.

Oklahoma State	23
Florida State	34

JACKSONVILLE, Fla. - The 17th-ranked Florida State Seminoles sprinted out to an early 13-point margin before No. 18 Oklahoma State got untracked, and despite a third-quarter surge, the Seminole aerial attack was too much as the Cowboys dropped a 34-23 decision in front of a bi-partisan crowd of 79,417 in the 41st annual Gator Bowl.



In what was touted as an explosive FSU offense versus a stingy OSU defense, FSU coach Bobby Bowden decided to go with a freshman quarterback and a third-string senior tailback just two weeks prior to the game. The decision proved effective as the Seminoles exploded for 569 total yards, 231 on the ground and 338 through the air.

FSU stunned the Pokes with a 45-yard pass on the first play of the game and threw for 214 yards in the opening half. The Seminoles took a 27-3 lead into the middle of the third quarter but OSU put a pair of quick touchdowns on the board to cut the deficit to 27-17.

Following a blocked punt by OSU freshman Milton Cockrell a comeback seemed possible. However, the Cowboys could not mount a drive and were forced to punt.

Florida State MVP quarterback Chip Ferguson then went to work again and nine plays later finalized the scoring on a one-yard keeper. OSU, losing for only the third time in ten postseason appearances, totaled 369 yards, but saw sophomore sensation Thurman Thomas limited to just 97 yards on 26 carries.

Score by Quarters	1	2	3	4	Score
Oklahoma State	0	0	17	6	23
Florida State	3	10	14	7	34

Scoring Plays

- 1st - 2:28 - FSU - Schmidt 23 yd field goal
- 2nd - 2:31 - FSU - Gainer 31 yd pass from Ferguson (Schmidt kick)
- 2nd - 0:02 - FSU - Schmidt 39 yd field goal
- 3rd - 9:46 - OSU - Dennis 33 yd field goal
- 3rd - 6:02 - FSU - C. Jones 3 yd rush (Schmidt kick)
- 3rd - 4:51 - FSU - Gainer 19 yd pass from Ferguson (Schmidt kick)
- 3rd - 2:52 - OSU - Thomas 29 yd pass from Williams (Dennis kick)
- 3rd - 1:19 - OSU - Williams 12 yd pass from Thomas (Dennis kick)
- 4th - 10:43 - FSU - Ferguson 1 yd run (Schmidt kick)
- 4th - 0:10 - OSU - Dykes 31 yd pass from Williams (pass failed)

	OSU	FSU
FIRST DOWNS	23	31
RUSHES-YARDS (NET)	35-106	41-231
PASSING YDS (NET)	263	338
Passes Att-Comp-Int	44-22-2	43-20-1

TOTAL OFFENSE PLAYS-YARDS	79-369	84-569
Fumble Returns-Yards	1-17	0-0
Punt Returns-Yards	2-20	3-25
Kickoff Returns-Yards	5-89	4-68
Interception Returns-Yards	1-0	2-44
Punts (Number-Avg)	7-35.9	4-47.5
Fumbles-Lost	1-0	3-2
Penalties-Yards	3-27	9-110
Possession Time	31:49	28:11
Third-Down Conversions	6 of 18	6 of 16
Fourth-Down Conversions	0 of 0	0 of 0
Sacks By: Number-Yards	1-6	2-8

RUSHING: Oklahoma State-Thomas, Thurman 26-97; Timmons, Will 2-11; Dykes, Hart Lee 1-1; Williams, Ronnie 6-minus 3. Florida State-Smith, T. 24-201; Jones, C. 6-18; Floyd 2-8; Ross 2-7; White, R. 1-1; Ferguson 6-minus 4.

PASSING: Oklahoma State-Williams, Ronnie 21-43-2-251; Thomas, Thurman 1-1-0-12. Florida State-Ferguson 20-43-1-338.

RECEIVING: Oklahoma State-Dykes, Hart Lee 8-104; Wemer, Terry 4-30; Riley, Bobby 3-49; Thomas, Thurman 3-44; Dillard, J.R. 2-13; Williams, Ronnie 1-12; Luper, Curtis 1-11. Florida State-Gainer 7-148; Carter, P. 5-81; White, R. 4-87; Smith, T. 2-8; Panton 1-10; Brown 1-4.


INTERCEPTIONS: Oklahoma State-Gilliam, Melvin 1-0. Florida State-Sanders, Deion 1-28; Sanders, Tracy 1-16.

FUMBLES: Oklahoma State-Thomas, Thurman 1-0. Florida State-Smith, T. 1-1; Ross 1-0; Ferguson 1-1.

1987 Sun Bowl December 25, 1987 | El Paso, Texas

Oklahoma State	35
West Virginia	33

EL PASO, Texas - In one of the most entertaining postseason games of the year, Oklahoma State rallied to defeat West Virginia 35-33 in the snow of the 1987 John Hancock Sun Bowl.



The heroes for Oklahoma State were many but the list was topped by tailback Thurman Thomas who rushed for 157 yards on 33 carries and scored four touchdowns. It was a fitting way for the Cowboy All-American to end his collegiate career. He was named MVP of the bowl and played in front of a national television audience on CBS.

It wasn't easy for OSU, however. The Cowboys scored first on a five-yard run by Thomas, set up by a long Mike Gundy-to-Hart Lee Dykes pass play. West Virginia tied it 7-7 later in the first quarter, but OSU came back to take the lead 14-7 on a nine-yard run by Thomas.

The OSU lead was short-lived. West Virginia scored two touchdowns and a field goal in the second quarter that went unanswered by Oklahoma State and the Mountaineers led 24-14 at the half.

Bowl Recaps

The Cowboys took the lead with 1:43 left in the third quarter on a six-yard pass from Gundy to J.R. Dillard and the successful PAT made it 28-27. The Cowboys took a 35-27 lead in the fourth quarter on a four-yard run by Thomas. O-State had to hold one more time, however, as West Virginia drove for a touchdown with just 1:13 left. OSU defender Shawn Mackey's goal line tackle on the two-point conversion try stopped West Virginia from tying the game in the final minute.

Score by Quarters	1	2	3	4	Score
Oklahoma State	14	0	14	7	35
West Virginia	7	17	3	6	33

Scoring Plays

- 1st - 13:28 - OSU - Thomas 5 yd run (Blanchard kick)
- 1st - 8:49 - WVU - Brown 1 yd run (Baumann kick)
- 1st - 5:16 - OSU - Thomas 9 yd run (Blanchard kick)
- 2nd - 13:56 - WVU - Brown 5 yd run (Baumann kick)
- 2nd - 5:40 - WVU - Baumann 33 yard field goal
- 2nd - 4:54 - WVU - Warren 23 yd INT return (Baumann kick)
- 3rd - 11:25 - OSU - Thomas 4 yd run (Blanchard kick)
- 3rd - 7:12 - WVU - Baumann 38 yard field goal
- 3rd - 1:43 - OSU - Dillard 6 yd pass from Gundy (Blanchard kick)
- 4th - 5:13 - OSU - Thomas 4 yd run (Blanchard kick)
- 4th - 1:13 - WVU - Taylor 6 yd run (Conversion Failed)

	OSU	WVU
FIRST DOWNS	23	22
RUSHES-YARDS (NET)	47-185	70-331
PASSING YDS (NET)	161	54
Passes Att-Comp-Int	18-12-2	7-2-1
TOTAL OFFENSE PLAYS-YARDS	65-346	77-385
Fumble Returns-Yards	0-0	0-0
Punt Returns-Yards	3-29	0-0
Kickoff Returns-Yards	3-58	4-72
Interception Returns-Yards	1-3	2-23
Punts (Number-Avg)	2-33.0	3-41.0
Fumbles-Lost	0-0	1-0
Penalties-Yards	2-15	8-79
Possession Time	27:31	32:29
Third-Down Conversions	9 of 15	6 of 16
Fourth-Down Conversions	0 of 0	0 of 0
Sacks By: Number-Yards	1-8	0-0

RUSHING: Oklahoma State-Thurman Thomas 33-157; Barry Sanders 6-19; Mike Gundy 8-9. West Virginia-Brown 32-167; Harris 24-103; Taylor 12-58; Napoleon 2-3.

PASSING: Oklahoma State-Mike Gundy 12-18-2-161. West Virginia-Harris 2-7-1-54.

RECEIVING: Oklahoma State-Hart Lee Dykes 3-72; Thurman Thomas 3-20; J.R. Dillard 3-18; Ronnie Williams 1-19; Jarrod Green 1-16; Brian Keith 1-16. West Virginia-Bell 1-45; Winn 1-9.

INTERCEPTIONS: Oklahoma State-Jerry Deckard 1-3; Wade Weller 1-0. West Virginia-Warren 1-23; Wilson 1-0.


FUMBLES: Oklahoma State-None. West Virginia-Harris 1-0.

1988 Holiday Bowl

December 30, 1988 | San Diego

Oklahoma State	62
Wyoming	14

SAN DIEGO - Touted as one of the great offensive showdowns of the '88 season, Oklahoma State and Wyoming found themselves in a 7-7 deadlock at the conclusion of the first quarter of the Sea World Holiday Bowl.



But one set of Cowboys, the group from Stillwater, forged a 17-7 lead at halftime and broke the contest wide open in the third quarter on their way to a 62-14 romp. OSU's high-powered offense was as explosive as ever, as the trio of Heisman winner Barry Sanders, All-American Hart Lee Dykes and Mike Gundy joined forces for the last time in front of a crowd of 60,718 at Jack Murphy Stadium.

Sanders rushed for 222 yards on 29 carries with five touchdowns - all Holiday Bowl records. Dykes broke the Holiday Bowl record for reception yardage, as he caught 10 passes for 163 yards, including a 25-yard strike from Gundy in the fourth quarter. Gundy completed 20-of-24 passes for 315 yards and two touchdowns and caught a 17-yard pass from Sanders to set up another score.

Not only bowl records fell, though. Gundy's 315 yards through the air set a school record, and the Cowboys' 698 yards in total offense was the third-highest output in OSU history. OSU's defense proved to be the biggest surprise of the contest, however, as they allowed Wyoming only 33 yards rushing and 204 yards in total offense. Sim Drain, named the Defensive Player of the Game, had four tackles and two sacks and led the OSU defense to its lowest yardage allowance since 1986.

Score by Quarters	1	2	3	4	Score
Oklahoma State	7	10	28	17	62
Wyoming	7	0	7	0	14

Scoring Plays

- 1st - 10:13 - OSU - Sanders, 33 run (Blanchard kick)
- 1st - 0:50 - WYO - Welniak, 4 run (Fleming kick)
- 2nd - 1:29 - OSU - Sanders, 2 run (Blanchard kick)
- 2nd - 0:01 - OSU - Blanchard, 33 FG
- 3rd - 11:53 - OSU - Parker, 12 pass from Gundy (Blanchard kick)
- 3rd - 8:31 - WYO - Welniak, 4 run (Fleming kick)
- 3rd - 8:13 - OSU - Sanders, 67 run (Blanchard kick)
- 3rd - 3:43 - OSU - Sanders, 1 run (Blanchard kick)
- 3rd - 0:06 - OSU - Sanders, 10 run (Blanchard kick)
- 4th - 12:58 - OSU - Blanchard, 19 FG
- 4th - 6:58 - OSU - Dykes, 25 pass from Gundy (Blanchard kick)
- 4th - 1:13 - OSU - C. Smith, 5 run (Blanchard kick)

	OSU	WYO
FIRST DOWNS	34	14
RUSHES-YARDS (NET)	51-320	30-33
PASSING YDS (NET)	378	171
Passes Att-Comp-Int	29-24-0	32-16-2
TOTAL OFFENSE PLAYS-YARDS	80-698	62-204
Fumble Returns-Yards	0-0	0-0
Punt Returns-Yards	4-20	0-0
Kickoff Returns-Yards	2-22	10-195
Interception Returns-Yards	2-13	0-0
Punts (Number-Avg)	0-0.0	6-37.2
Fumbles-Lost	1-1	1-0
Penalties-Yards	3-35	4-30
Possession Time	33:23	26:37
Third-Down Conversions	9 of 11	7 of 15
Fourth-Down Conversions	0 of 0	0 of 1
Sacks By: Number-Yards	7-35	0-0

RUSHING: Oklahoma State-Sanders, Barry 29-222; Gundy, Mike 6-38; Limbrick, Garrett 8-35; Brown, Vernon 3-12; Smith, Chris 1-5; Wilson, Cecil 2-5; Hudson, Gerald 2-3. Wyoming-Jones 2-19; Gunn 7-19; Bena 2-5; Gibson 2-minus 1; Welniak 15-minus 3; Dawson 2-minus 6.

PASSING: Oklahoma State-Gundy, Mike 20-24-0-315; Smith, Chris 3-3-0-46; Sanders, Barry 1-2-0-17. Wyoming-Welniak 15-30-2-164; Corontzos 1-1-0-7; Fresques 0-1-0-0.

RECEIVING: Oklahoma State-Dykes, Hart Lee 10-163; Sanders, Barry 2-36; Limbrick, Garrett 2-31; Parker, Brent 2-20; Green, Jarrod 2-7; Hudson, Gerald 1-42; Chaplin, Scott 1-17; Gundy, Mike 1-17; Brown, Vernon 1-16; Vice, Vance 1-16; Keith, Lee 1-13. Wyoming-Gibson 4-37; Dussett 3-31; Kilpatrick 3-26; Gilmore 2-30; Wood 2-10; Mack 1-24; Bena 1-13.

INTERCEPTIONS: Oklahoma State-Jones, Marcus 1-13; Gilliam, Melvin 1-0. Wyoming-None.


FUMBLES: Oklahoma State-Green, Jarrod 1-1. Wyoming-Dawson 1-0.

1997 Alamo Bowl

December 30, 1997 | San Antonio

Purdue	33
Oklahoma State	20

SAN ANTONIO - Oklahoma State earned its first postseason appearance since 1988 and a berth opposite Purdue in the Builders Square Alamo Bowl.



It was tight through three quarters before Purdue sprinted past the Cowboys by a 33-20 margin. More than 55,000 were in the Alamo Dome, including 30,000-plus Orange-clad Cowboys fans.

Oklahoma State drew first blood when Tim Sydnies connected on a 34-yard field goal with 5:31 left in the first quarter. The lead was short-lived, however, as Purdue scored on an 18-yard pass from Billy Dicken with 1:19 left in the initial quarter. Another Sydnies field goal brought OSU to within one, 7-6 before Purdue ended the first-half scoring with a field goal of its own and a 10-6 halftime advantage.



Bowl Recaps

The second half opened with the teams trading touchdowns. Purdue scored first at the 12:02 mark on a one-yard run by Dicken. OSU answered with a 21-yard run by Jamaal Fobbs and trailed by a 16-13 margin with nine minutes left in the third. Purdue put the game away with two straight touchdowns and a 37-yard field goal. The Boiler-makers led 33-13 when R.W. McQuarters scored on a 17-yard pass from Tony Lindsay with 55 seconds to play to account for the final margin.

Score by Quarters	1	2	3	4	Score
Purdue	7	3	20	3	33
Oklahoma State	3	3	7	7	20

Scoring Plays

- 1st - 5:31 - OSU - Sydnes 34 FG
- 1st - 1:19 - PUR - Alford 18 pass from Dicken (Ryan kick)
- 2nd - 2:22 - OSU - Sydnes 33 FG
- 2nd - 0:10 - PUR - Ryan 42 FG
- 3rd - 12:02 - PUR - Dicken 1 run (kick failed)
- 3rd - 9:01 - OSU - Fobbs 21 run (Sydnes kick)
- 3rd - 7:34 - PUR - Sutherland 16 run (Ryan kick)
- 3rd - 3:52 - PUR - Daniels 69 pass from Dicken (Ryan kick)
- 4th - 9:12 - PUR - Ryan 37 FG
- 4th - 0:55 - OSU - McQuarters 17 pass from Lindsay (Sydnes kick)

	PURDUE	OSU
FIRST DOWNS	20	24
RUSHES-YARDS (NET)	28-129	37-162
PASSING YDS (NET)	325	206
Passes Att-Comp-Int	36-18-3	35-17-3
TOTAL OFFENSE PLAYS-YARDS	64-454	72-368
Fumble Returns-Yards	0-0	0-0
Punt Returns-Yards	7-95	0-0
Kickoff Returns-Yards	0-0	4-67
Interception Returns-Yards	3-57	3-2
Punts (Number-Avg)	2-45.5	4-44.8
Fumbles-Lost	1-0	2-1
Penalties-Yards	9-81	8-70
Possession Time	25:35	34:25
Third-Down Conversions	6 of 11	5 of 14
Fourth-Down Conversions	0 of 1	1 of 1
Sacks By: Number-Yards	4-19	2-5

RUSHING: Purdue-Dicken 8-43; Watson 13-41; Sutherland 2-38; Haddad 3-9; Graham 1-0; Brees 1-minus 2. Oklahoma State-Fobbs, Jamaal 11-82; Lindsay, Tony 12-61; Aikins, Brian 2-17; Simmons, Nathan 10-11; Chaloupka, Chris 2-minus 9.

PASSING: Purdue-Dicken 18-34-3-325; Brees 0-1-0-0; Alford 0-1-0-0. Oklahoma State-Lindsay, Tony 9-18-2-111; Chaloupka, Chris 8-17-1-95.

RECEIVING: Purdue-Watson 5-102; Alford 4-61; Jones, I. 3-27; Blackman 2-33; Daniels 1-69; Tillman 1-13; Sutherland 1-12; Winston 1-8. Oklahoma State-Brown, Greg 4-52; McQuarters, RW 4-43; Love, Sean 3-35; Steggs, Garrett 2-30; Aikins, Brian 2-27; Fobbs, Jamaal 2-19.

INTERCEPTIONS: Purdue-Beasley 2-57; Bell 1-0. Oklahoma State-Wright, Kenyatta 1-2; McQuarters, RW 1-0; Williams, Kevin (DB) 1-0.


FUMBLES: Purdue-Sutherland 1-0. Oklahoma State-Lindsay, Tony 1-0; Love, Sean 1-1.

2002 Houston Bowl

December 27, 2002 | Houston

Southern Miss	23
Oklahoma State	33

HOUSTON - Rashaun Woods put on a memorable show for Oklahoma State, catching nine passes for 164 yards and a touchdown in a 33-23 victory over Southern Mississippi in the Houston Bowl.



Woods earned Most Valuable Player and Offensive Player of the Game honors, helping the Cowboys complete a memorable season that included victories over Nebraska, Texas A&M and Oklahoma.

Tatum Bell ran for 160 yards on 13 carries, including a 22-yard score with 8:07 to play that gave Oklahoma State the lead for good. Luke Phillips kicked two of his four field goals in the decisive fourth quarter for the Cowboys (8-5).

Trailing 20-13 at the half, Southern Miss (7-6) took its only lead of the game on a 2-yard touchdown run by James Walley and a 30-yard field goal by Curt Jones, his third of the game, in the third quarter. The Cowboys pulled even on the first play of the fourth quarter on Phillips' 28-yard field goal.

Josh Fields threw for 310 yards, and his 33-yard pass to Billy Bajema set up Bell's go-ahead touchdown, which put Oklahoma State back in front 30-23. Following a punt by Southern Mississippi to the Oklahoma State 2, Bell broke off a career-long 88-yard gain to the Golden Eagles 10. Phillips kicked a 24-yarder with 5:15 to play. He also connected from 46 and 52 yards.

Score by Quarters	1	2	3	4	Score
Southern Miss	3	10	10	0	23
Oklahoma State	10	10	0	13	33

Scoring Plays

- 1st - 10:39 - OSU - Denard 3-yard pass from Fields (Phillips kick)
- 1st - 7:50 - OSU - Phillips 46-yard field goal
- 1st - 2:51 - USM - Jones 38-yard field goal
- 2nd - 10:32 - USM - Almond 13-yard run (Jones kick)
- 2nd - 8:05 - OSU - Phillips 52-yard field goal
- 2nd - 2:29 - USM - Jones 24-yard field goal
- 2nd - 1:38 - OSU - Woods 51-yard pass from Fields (Phillips kick)
- 3rd - 11:50 - USM - Walley 2-yard run
- 3rd - 4:13 - USM - Jones 30-yard field goal
- 4th - 14:56 - OSU - Phillips 28-yard field goal
- 4th - 8:07 - OSU - Bell 22-yard run (Luke Phillips kick)
- 4th - 5:15 - OSU - Phillips 24-yard field goal

	USM	OSU
FIRST DOWNS	17	21
RUSHES-YARDS (NET)	43-148	33-194
PASSING YDS (NET)	173	310
Passes Att-Comp-Int	28-11-1	40-21-1

TOTAL OFFENSE PLAYS-YARDS	71-321	73-504
Fumble Returns-Yards	0-0	0-0
Punt Returns-Yards	3-55	5-32
Kickoff Returns-Yards	5-126	4-117
Interception Returns-Yards	1-0	1-7
Punts (Number-Avg)	7-44.1	4-41.5
Fumbles-Lost	1-0	1-1
Penalties-Yards	8-57	10-97
Possession Time	30:32	29:28
Third-Down Conversions	2 of 15	4 of 16
Fourth-Down Conversions	0 of 1	1 of 1
Sacks By: Number-Yards	2-17	4-18

RUSHING: Southern Miss-Walley, James 21-74; Almond, Dustin 17-54; Johnson, Chris 2-16; Harris, Anthony 2-6; TEAM 1-minus 2. Oklahoma State-Bell, Tatum 13-160; Shaw, Seymore 12-37; Fields, Josh 6-1; TEAM 2-minus 4.

PASSING: Southern Miss-Almond, Dustin 11-27-0-173; D'Angelo, Micky 0-1-1-0. Oklahoma State-Fields, Josh 21-40-1-310.

RECEIVING: Southern Miss-Johnson, Chris 5-67; Walley, James 2-45; Browden, Terrel 1-44; Young, Marvin 1-8; Garner, Bobby 1-5; Handy, LeRoy 1-4. Oklahoma State-Woods, Rashaun 9-164; Johnson, Charlie 3-47; Davis-Bryant, Terran 3-37; Lewis, John 2-19; Bajema, Billy 1-33; Lindsay, Gabe 1-8; Denard, Mike 1-3; Bell, Tatum 1-minus 1.

INTERCEPTIONS: Southern Miss-Brooks, Greg 1-0. Oklahoma State-Williams, Darrent 1-7.


FUMBLES: Southern Miss-Almond, Dustin 1-0. Oklahoma State-Fields, Josh 1-1.

2004 Cotton Bowl

January 2, 2004 | Dallas

Oklahoma State	28
Mississippi	31

DALLAS - Eli Manning threw for 259 yards and two touchdowns and ran for another score to lead No. 16 Mississippi to a 31-28 victory over No. 21 Oklahoma State in the Cotton Bowl on Friday.



Manning's 1-yard keeper in the fourth quarter capped a 97-yard drive, and completed a run of 24 straight points by Ole Miss (10-3), which finished with its first 10-win season since 1971. That was just enough to overcome the Cowboys (9-4).

Rashaun Woods caught a 17-yard TD pass to get Oklahoma State to 31-28 with 4:38 left, just four minutes after Vernand Morency's second touchdown run.

Woods set Cotton Bowl records with 11 catches for 223 yards. On the 72-yard drive that ended with Morency's second TD, he caught two passes for 63 yards, both on plays when cornerback Travis Johnson was called for pass interference and still couldn't prevent the catches.

Oklahoma State's Josh Fields set a Cotton Bowl record with 307 yards on 21-of-33 passing. The junior's touchdown gave him 55 in his career,

Bowl Recaps

breaking the school record set by offensive coordinator Mike Gundy (1986-89).

The appearance at the Cotton Bowl was the first for the Cowboys since Jan. 1, 1945 and it marked OSU's first January bowl game since Jan. 1, 1946 when the Cowboys won the Sugar Bowl.

Score by Quarters	1	2	3	4	Score
Oklahoma State	7	7	0	14	28
Mississippi	7	10	7	7	31

Scoring Plays

1st - 04:55 - MISS - Turner 16 yd pass from Manning (Nichols kick)
 1st - 01:17 - OSU - Morency, V. 4 yd run (Phillips, Luke kick)
 2nd - 11:30 - OSU - Bell, Tatum 3 yd run (Phillips, Luke kick)
 2nd - 08:14 - MISS - Espy 25 yd pass from Manning (Nichols kick)
 2nd - 00:15 - MISS - Nichols 33 yd field goal
 3rd - 07:35 - MISS - Turner 2 yd run (Nichols kick)
 4th - 12:32 - MISS - Eli Manning 1 yd run (Nichols kick)
 4th - 08:50 - OSU - Morency, V. 1 yd run (Phillips kick)
 4th - 04:38 - OSU - Woods 17 yd pass from Fields (Phillips kick)

	OSU	MISS
FIRST DOWNS	22	24
RUSHES-YARDS (NET)	37-110	37-190
PASSING YDS (NET)	307	259
Passes Att-Comp-Int	33-21-0	31-22-1
TOTAL OFFENSE PLAYS-YARDS	70-417	68-449
Fumble Returns-Yards	0-0	0-0
Punt Returns-Yards	1-15	1-21
Kickoff Returns-Yards	3-57	0-0
Interception Returns-Yards	1-4	0-0
Punts (Number-Avg)	3-37.7	3-38.0
Fumbles-Lost	1-0	1-0
Penalties-Yards	6-49	2-20
Possession Time	28:31	31:29
Third-Down Conversions	5 of 13	7 of 12
Fourth-Down Conversions	3 of 4	0 of 0
Red-Zone Scores-Chances	4-4	4-5
Sacks By: Number-Yards	0-0	3-15

RUSHING: Oklahoma State-Morency, V. 15-59; Bell, Tatum 14-46; Willis, Shawn 3-18; Rylant, Sky 1-4; Team 1-minus 2; Fields, Josh 3-minus 15. Mississippi-Tremaine Turner 20-133; Vashon Pearson 12-42; Brandon Jacobs 2-8; Rick Razzano 2-6; Eli Manning 1-1.

PASSING: Oklahoma State-Fields, Josh 21-33-0-307. Mississippi-Eli Manning 22-31-1-259.

RECEIVING: Oklahoma State-Woods, Rashaun 11-223; Woods, D'Juan 4-51; Bell, Tatum 2-14; Lindsay, Gabe 1-7; Bajema, Billy 1-7; Morency, V. 1-5; Willis, Shawn 1-0. Mississippi-Chris Collins 8-75; Kerry Johnson 3-53; Mike Espy 2-47; Lawrence Lilly 2-30; Tremaine Turner 2-19; Bill Flowers 2-11; Vashon Pearson 1-9; L. Townsend 1-8; Taye Biddle 1-7.

INTERCEPTIONS: Oklahoma State-Holland, Jon 1-4. Mississippi-None.


FUMBLES: Oklahoma State-Bell, Tatum 1-0. Mississippi-Tremaine Turner 1-0.

2004 Alamo Bowl

December 29, 2004 | San Antonio

Ohio State	33
Oklahoma State	7

SAN ANTONIO - Justin Zwick, replacing the suspended Troy Smith, threw for 189 yards and a touchdown, and Ted Ginn Jr. and Lydell Ross each scored, leading No. 24 Ohio State to a 33-7 win over Oklahoma State in the 12th annual Alamo Bowl.



Zwick, who lost the starting job to Smith after hurting his shoulder in the sixth game, completed 17 of 27 passes despite a mild hamstring pull.

Ross rushed for 99 yards on 12 carries, and Mike Nugent kicked four field goals for the Buckeyes (8-4) to become the school's career scoring leader.

The Buckeyes took advantage of two early turnovers, and never let the Cowboys (7-5) get anything going offensively.

Oklahoma State quarterback Donovan Woods completed 15 of 34 passes for 137 yards and rushed for another 80 yards. Vernand Morency, one of the nation's top rushers this season, was limited to 24 yards on eight carries.

On the first series, Woods underthrew receiver Chijuan Mack and the pass was picked off by Ohio State linebacker Bobby Carpenter. Three plays later, Zwick hit a diving Anthony Gonzalez with a 23-yard touchdown pass.

After a 37-yard field goal by Nugent, the Cowboys were driving when Woods lost his grip on the ball near midfield while trying to run up the middle. Defensive lineman Joel Penton recovered and Nugent capped the drive with a 35-yard field goal to give Ohio State a 13-0 lead with nearly six minutes remaining in the first quarter.

Score by Quarters	1	2	3	4	Score
Ohio State	13	10	7	3	33
Oklahoma State	0	0	0	7	7

Scoring Plays

1st - 12:02 - OHIOST - Gonzalez 23 yd pass from Zwick (Nugent kick)
 1st - 09:53 - OHIOST - Nugent 37 yd field goal
 1st - 05:55 - OHIOST - Nugent 35 yd field goal
 2nd - 10:26 - OHIOST - Ross 1 yd run (Nugent kick)
 2nd - 04:19 - OHIOST - Nugent 41 yd field goal
 3rd - 08:13 - OHIOST - Ginn 5 yd run (Nugent kick)
 4th - 10:44 - OHIOST - Nugent 36 yd field goal
 4th - 07:29 - OSU - Willis 4 yd run (Ricks kick)

	OSU	OHIOST
FIRST DOWNS	15	19
RUSHES-YARDS (NET)	30-149	42-214
PASSING YDS (NET)	137	189
Passes Att-Comp-Int	35-15-1	27-17-0
TOTAL OFFENSE PLAYS-YARDS	65-286	69-403
Fumble Returns-Yards	0-0	0-0
Punt Returns-Yards	2-1	3-17
Kickoff Returns-Yards	1-15	1-26
Interception Returns-Yards	0-0	1-9
Punts (Number-Avg)	7-41.9	4-42.2
Fumbles-Lost	1-1	1-1
Penalties-Yards	6-45	2-25
Possession Time	25:09	34:51
Third-Down Conversions	4 of 15	7 of 15
Fourth-Down Conversions	1 of 2	0 of 0
Red-Zone Scores-Chances	1-2	5-5
Sacks By: Number-Yards	0-0	1-4

RUSHING: Oklahoma State-Woods, Donovan 12-72; Elliott, P. 3-39; Morency, V. 8-20; Willis, Shawn 2-7; Shaw, Seymore 2-6; Jones, Greg 2-5; Wohlgenuth, J. 1-0. Ohio State-Ross, Lydell 12-99; Joe, Brandon 13-57; Ginn Jr., Ted 8-40; Hall, Maurice 4-9; DeMaria, M. 2-4; Pittman, A. 2-3; Parker, Roshawn 1-2.

PASSING: Oklahoma State-Woods, Donovan 15-34-1-137; Pena, Al 0-1-0-0. Ohio State-Zwick, Justin 17-27-0-189.

RECEIVING: Oklahoma State-Woods, D'Juan 4-40; Frazier, Luke 3-24; Bajema, Billy 2-29; Elliott, P. 2-9; Mack, Chijuan 1-19; Willis, Shawn 1-9; Johnson, C. 1-6; Jones, Greg 1-1. Ohio State-Ginn Jr., Ted 6-78; Holmes, S. 5-47; Nicol, Rory 2-11; Gonzalez, A. 1-23; Schnittker, B. 1-14; Childress, Bam 1-12; Hamby, Ryan 1-4.

INTERCEPTIONS: Oklahoma State-None. Ohio State-Carpenter, B. 1-9.

FUMBLES: Oklahoma State-Woods, Donovan 1-1. Ohio State Joe, Brandon 1-1.

2006 Independence Bowl

December 28, 2006 | Shreveport, La.

Oklahoma State	34
Alabama	31

SHREVEPORT, La. - Oklahoma State's dominating performance was jeopardized by a couple of late mistakes, but OSU still rallied past Alabama for its first bowl win since the 2002 season.



Jason Ricks kicked a 27-yard field goal with 8.9 seconds remaining to give Oklahoma State a 34-31 victory over the Crimson Tide. Dantrell Savage ran for 112 yards and a touchdown and made the key play on the winning drive as he took a screen pass from Bobby Reid for 26 yards on third-and-9 to the Alabama 15 to put Ricks in prime position.

Alabama tried to ice Ricks with three timeouts, but the sophomore sent the kick through the uprights.

OSU - ranked 16th nationally in total offense - outgained Alabama, 419-276. The Cowboys rushed for 207 yards compared to 108 yards for

Bowl Recaps

the Tide. The Cowboys scooped up an Alabama fumble on the Tide's 38-yard line to set up the opening score. Savage ran the final yard to cap a 38-yard drive and make it 7-0 Oklahoma State.

Alabama tied it on an 18-yard touchdown pass from Wilson to Matt Caddell with 3:32 remaining in the first quarter, but OSU went ahead 14-7 on Toston's 4-yard run. The Cowboys stretched their lead to 17-7 on a 28-yard field goal by Ricks. Alabama cut the margin to 17-14 on a 1-yard run by fullback Tim Castille but was unable to stop the Cowboys final drive of the half. Oklahoma State took it 64 yards, capped by a 7-yard run by Toston for a 24-14 lead at the half.

In the third quarter Jamie Christensen kicked a 24 yard field goal to pull Alabama three points closer before Reid hit Adarius Bowman for a 10-yard score to give Oklahoma State a 14 point lead at 31-17. Keith Toston became the first Cowboy true freshman to run for two touchdowns in a bowl game.

Score by Quarters	1	2	3	4	Score
Oklahoma State	7	17	0	10	34
Alabama	7	7	3	14	31

Scoring Plays

- 1st - 09:46 - OSU - Savage 1 yd run (Ricks kick)
- 1st - 03:32 - ALA - Caddell 18 yd pass from Wilson (Christensen kick)
- 2nd - 11:12 - OSU - Toston 4 yd run (Ricks kick)
- 2nd - 06:45 - OSU - Ricks 28 yd field goal
- 2nd - 02:30 - ALA - Castille 1 yd run (Christensen kick)
- 2nd - 00:41 - OSU - Toston 7 yd run (Ricks kick)
- 3rd - 08:39 - ALA - Christensen 24 yd field goal
- 4th - 14:02 - OSU - Bowman 10 yd pass from Reid (Ricks kick)
- 4th - 10:50 - ALA - Arenas 86 yd punt return (Christensen kick)
- 4th - 08:41 - ALA - Smith 2 yd run (Christensen kick)
- 4th - 00:08 - OSU - Ricks 27 yd field goal

	OSU	ALA
FIRST DOWNS	23	18
RUSHES-YARDS (NET)	41-207	34-108
PASSING YDS (NET)	212	168
Passes Att-Comp-Int	30-15-1	33-18-1
TOTAL OFFENSE PLAYS-YARDS	71-419	67-276
Fumble Returns-Yards	0-0	0-0
Punt Returns-Yards	3-0	1-86
Kickoff Returns-Yards	6-116	2-5
Interception Returns-Yards	1-4	1-0
Punts (Number-Avg)	5-35.0	5-36.6
Fumbles-Lost	3-1	3-2
Penalties-Yards	9-77	8-45
Possession Time	28:09	31:51
Third-Down Conversions	5 of 13	9 of 16
Fourth-Down Conversions	2 of 2	0 of 0
Red-Zone Scores-Chances	6-6	4-4
Sacks By: Number-Yards	2-8	1-6

RUSHING: Oklahoma State-Savage, Dantrell 19-112; Toston, Keith 9-58; Reid, Bobby 10-34; Robinson, Zac 1-5; Crosslin, Julius 1-0; TEAM 1-minus 2. Alabama-Jimmy Johns 7-39; Kenneth Darby 10-15; Le'Ron McClain 1-11; Wilson 6-10; Matt Caddell 1-10; Tim Castille 6-9; Keith Brown 1-6; DJ Hall 1-6; Andre Smith 1-2.

PASSING: Oklahoma State-Reid, Bobby 15-29-1-212; Newton, Seth 0-1-0-0. Alabama-Wilson 18-33-1-168.

RECEIVING: Oklahoma State-Pettigrew, Brandon 4-65; Bowman, Adarius 3-50; Savage, Dantrell 3-41; Woods, D'Juan 3-26; Waller, Justin 1-22; Toston, Keith 1-8. Alabama-DJ Hall 5-42; Kenneth Darby

4-30; Matt Caddell 3-33; Nikita Stover 1-17; Tim Castille 1-17; Le'Ron McClain 1-9; Keith Brown 1-7; Travis McCall 1-7; Will Oakley 1-6.

INTERCEPTIONS: Oklahoma State-Woods, Donovan 1-4. Alabama-Simeon Castille 1-0.

FUMBLES: Oklahoma State-Reid, Bobby 1-0; Jones, Grant 1-1; Woods, Artrell 1-0. Alabama-Wilson 1-0; Kenneth Darby 1-1; B. Kilpatrick 1-1.

2007 Insight Bowl

December 31, 2007 | Tempe, Ariz.

Indiana
Oklahoma State

33
49

TEMPE, Ariz. - In a season of full of offensive superlatives, even Oklahoma State fans had to be impressed by the juggernaut the Cowboys put on the field in the Insight Bowl.



OSU scored touchdowns on its first five offensive possessions and generated 322 yards of offense in the first half on its way to a 49-33 victory over Indiana in the Cowboys' second bowl win in two seasons.

Zac Robinson, offensive MVP, ran for 70 yards and passed for 302 in one of the top total offense outputs in Oklahoma State history. Freshman Dez Bryant had 117 receiving yards and two touchdowns in the win.

The Cowboys gouged the Hoosiers with five scoring drives, all less than four minutes in length, to take complete control of the game in the first half.

Score by Quarters	1	2	3	4	Score
Indiana	3	7	7	16	33
Oklahoma State	21	14	7	7	49

Scoring Plays

- 1st - 10:41 - IU - Starr, Austin 43 yd field goal
- 1st - 08:18 - OSU - Savage, Dantrell 3 yd run (Bailey, Dan kick)
- 1st - 04:38 - OSU - Bryant 24 yd pass from Robinson (Bailey kick)
- 1st - 01:41 - OSU - Robinson, Zac 7 yd run (Bailey, Dan kick)
- 2nd - 10:11 - OSU - Bowman 14 yd pass from Robinson (Bailey kick)
- 2nd - 05:35 - IU - Thigpen 4 yd pass from Lewis (Starr kick)
- 2nd - 02:18 - OSU - Robinson, Zac 1 yd run (Bailey, Dan kick)
- 3rd - 10:29 - IU - Lewis, Kellen 1 yd run (Starr, Austin kick)
- 3rd - 06:16 - OSU - Bryant 11 yd pass from Robinson (Bailey kick)
- 4th - 07:02 - IU - Sears, Josiah 5 yd run (Starr, Austin kick)
- 4th - 03:08 - IU - Starr, Austin 37 yd field goal
- 4th - 00:50 - OSU - Crosslin, Julius 1 yd run (Bailey, Dan kick)
- 4th - 00:01 - IU - Bailey 30 yd pass from Lewis (Lewis pass failed)

	IU	OSU
FIRST DOWNS	21	29
RUSHES-YARDS (NET)	33-179	49-211
PASSING YDS (NET)	220	302
Passes Att-Comp-Int	44-23-0	34-24-1
TOTAL OFFENSE PLAYS-YARDS	77-399	83-513
Fumble Returns-Yards	0-0	0-0
Punt Returns-Yards	0-0	2-15
Kickoff Returns-Yards	6-107	6-103
Interception Returns-Yards	1-0	0-0
Punts (Number-Avg)	5-36.4	3-35.3
Fumbles-Lost	0-0	3-1

Penalties-Yards	10-80	10-103
Possession Time	28:08	31:52
Third-Down Conversions	7 of 16	7 of 13
Fourth-Down Conversions	1 of 2	2 of 2
Red-Zone Scores-Chances	4-4	7-7
Sacks By: Number-Yards	0-0	1-10

RUSHING: IU-Lewis, Kellen 10-83; Thigpen, Marcus 11-56; Payton, Bryan 8-43; Sears, Josiah 1-5; TEAM 1-minus 2; Fisher, Ray 2-minus 6. Oklahoma State-Savage, Dantrell 23-100; Robinson, Zac 15-70; Hunter, Kendall 8-33; Bryant, Dez 1-7; Crosslin, Julius 2-1.

PASSING: IU-Lewis, Kellen 22-43-0-204; Means, Andrew 1-1-0-16. Oklahoma State-Robinson, Zac 24-34-1-302.

RECEIVING: IU-Hardy, James 5-50; Means, Andrew 5-41; Bailey, James 3-70; Fisher, Ray 3-20; Thigpen, Marcus 2-4; Payton, Bryan 2-3; Lewis, Kellen 1-16; Starr, Austin 1-9; Sexton, Nick 1-7. Oklahoma State-Bryant, Dez 9-117; Bowman, Adarius 6-74; Pettigrew, Brandon 3-39; Newton, Seth 2-24; Savage, Dantrell 2-1; Hunter, Kendall 1-24; Waller, Justin 1-23.

INTERCEPTIONS: IU-Polk, Nick 1-0. Oklahoma State-None.

FUMBLES: IU-None. Oklahoma State-Bryant, Dez 1-0; Bowman, Adarius 1-1; Robinson, Zac 1-0.


2008 Holiday Bowl

December 30, 2008 | San Diego

Oklahoma State
Oregon

31
42

SAN DIEGO - Oklahoma State quarterback Zac Robinson passed for a Cowboy bowl-record 329 yards despite playing most of the second half with a separated throwing shoulder and receiver Dez Bryant set a new Holiday Bowl record with 13 receptions for 167 yards and a touchdown despite badly injuring his left ankle in the second quarter, but it was not enough to push the Cowboys to victory over No. 15 Oregon, who won the 2008 Pacific Life Holiday Bowl, 42-31.



Behind Robinson and Bryant, the Cowboys raced out to a 17-7 lead after the first quarter, but the game changed when Bryant went down with his injury in the second. Neither team was able to muster any points in the second quarter, but a 91-yard kick return by Oregon's Walter Thurmond to open the second half led to a 1-yard touchdown run by Duck quarterback Jeremiah Masoli. Oregon took the lead later in the quarter after Masoli struck with a 41-yard touchdown run.

Playing with a debilitating shoulder injury for most of the third quarter and the entire fourth quarter, Robinson was gutsy in bringing the Cowboys back for two more touchdown drives, but the Oregon defense made the stops it needed down the stretch to seal the Duck victory.

Bowl Recaps

Oregon was clearly the more physical team on both sides of the ball, with running back Jeremiah Johnson (119 rushing yards) and Masoli (106 rushing yards) both crossing the century mark in the game.

Playing after having his knee scoped after the regular-season finale vs. Oklahoma, Cowboy running back Kendall Hunter was clearly not himself with 13 carries for only 37 yards. He did punch in a pair of touchdowns from three yards and four yards, respectively.

Score by Quarters	1	2	3	4	Score
Oklahoma State	17	0	7	7	31
Oregon	7	0	21	14	42

Scoring PLAYS

- 1st - 10:54 - OSU - Bailey, Dan 45 yd field goal
- 1st - 04:09 - OSU - Bryant 33 yd pass from Robinson (Bailey kick)
- 1st - 03:51 - ORE - Johnson, J. 76 yd run (Flint, Morgan kick)
- 1st - 01:03 - OSU - Hunter, Kendall 3 yd run (Bailey, Dan kick)
- 3rd - 14:15 - ORE - Masoli, J. 1 yd run (Flint, Morgan kick)
- 3rd - 08:02 - ORE - Masoli, J. 41 yd run (Flint, Morgan kick)
- 3rd - 05:08 - OSU - Hunter, Kendall 4 yd run (Bailey, Dan kick)
- 3rd - 00:21 - ORE - Masoli, J. 17 yd run (Flint, Morgan kick)
- 4th - 12:13 - OSU - Robinson, Zac 1 yd run (Bailey, Dan kick)
- 4th - 10:26 - ORE - Williams 20 yd pass from Masoli (Flint kick)
- 4th - 03:01 - ORE - Blount, L. 29 yd run (Flint, Morgan kick)

	OSU	ORE
FIRST DOWNS	27	22
RUSHES-YARDS (NET)	37-119	40-307
PASSING YDS (NET)	350	258
Passes Att-Comp-Int	51-28-2	32-18-1
TOTAL OFFENSE PLAYS-YARDS	88-469	72-565
Fumble Returns-Yards	1-4	0-0
Punt Returns-Yards	0-0	3-34
Kickoff Returns-Yards	6-107	6-201
Interception Returns-Yards	1-0	2-39
Punts (Number-Avg)	5-35.6	2-33.0
Fumbles-Lost	0-0	2-1
Penalties-Yards	5-41	3-35
Possession Time	36:26	23:34
Third-Down Conversions	4 of 15	6 of 13
Fourth-Down Conversions	1 of 3	1 of 3
Red-Zone Scores-Chances	3-4	3-5
Sacks By: Number-Yards	2-19	2-8

RUSHING: Oklahoma State-Robinson, Zac 16-54; Hunter, Kendall 13-37; Toston, Keith 8-28. ORE-Johnson, J. 12-119; Masoli, J. 16-106; Blount, L. 7-74; Holland, Jamere 1-8; Crenshaw, Andre 1-3; Scott, Terence 1-2; TEAM 1-minus 1; Maehl, Jeff 1-minus 4.

PASSING: Oklahoma State-Robinson, Zac 27-50-2-329; Bowling, Bo 1-1-0-21. ORE-Masoli, J. 18-32-1-258.

RECEIVING: Oklahoma State-Bryant, Dez 13-167; Pettigrew, Brandon 6-51; Davis, Damian 3-66; Hunter, Kendall 2-12; Toston, Keith 2-5; Bowling, Bo 1-28; Robinson, Zac 1-21. ORE-Scott, Terence 8-125; Williams, J. 3-52; Holland, Jamere 2-45; Dickson, Ed 2-29; Maehl, Jeff 2-1; Johnson, J. 1-6.

INTERCEPTIONS: Oklahoma State-Cox, Perrish 1-0. ORE-Byrd, Jairus 1-39; Thurmond, W. 1-0.

FUMBLES: Oklahoma State-None. ORE-Maehl, Jeff 1-1; Thurmond, W. 1-0.

2010 Cotton Bowl

January 2, 2010 | Arlington, Texas

Oklahoma State
Mississippi

7
21

ARLINGTON, Texas - In a game dominated by defense from the start, Mississippi was a 21-7 winner over Oklahoma State in the 2010 Cotton Bowl Classic. It was the first Cotton Bowl game played at the brand-new Cowboys Stadium in Arlington, Texas.



Oklahoma State's defense recorded a goal-line stand and forced five turnovers (four interceptions and one fumble recovery), but it was not enough to overcome OSU's seven turnovers.

Senior linebacker Andre Sexton earned the game's defensive most valuable player honor by bagging 10 tackles, one tackle for loss and two interceptions. Seniors Lucien Antoine and Terrance Anderson also added interceptions and defensive end Jermiah Price recovered a fumble.

While the defense played well enough to win on most days, the OSU offense had trouble solving Ole Miss's defense. The Cowboys went three-and-out on each of their first five drives and finished the game with only nine first downs.

OSU's lone score came on a one-yard pass from running back Keith Toston to tight end Wilson Youman in the third quarter that tied the game at 7-7.

It was all Rebels from that point, however, as the Rebels scored two fourth-quarter touchdowns and forced Cowboy turnovers on each of OSU's six possessions in the final stanza to derail the Cowboys' comeback hopes.

Score by Quarters	1	2	3	4	Score
Oklahoma State	0	0	7	0	7
Ole Miss	0	7	0	14	21

Scoring Plays

- 2nd - 11:19 - MISS - McCluster, D. 86 yd run (Shene, Joshua kick)
- 3rd - 07:13 - OSU - Youman 1 yd pass from Toston (Bailey kick)
- 4th - 04:03 - MISS - McCluster, D. 2 yd run (Shene, Joshua kick)
- 4th - 03:12 - MISS - Trahan 34 yd fumble recovery (Shene kick)

	OSU	MISS
FIRST DOWNS	9	20
RUSHES-YARDS (NET)	28-140	50-193
PASSING YDS (NET)	119	171
Passes Att-Comp-Int	32-14-4	30-15-4
TOTAL OFFENSE PLAYS-YARDS	60-259	80-364
Fumble Returns-Yards	0-0	1-34
Punt Returns-Yards	1-19	4-106
Kickoff Returns-Yards	3-61	1-4
Interception Returns-Yards	4-37	4-11
Punts (Number-Avg)	8-50.2	5-47.0
Fumbles-Lost	5-3	2-1
Penalties-Yards	6-62	10-82

Possession Time	25:23	34:37
Third-Down Conversions	2 of 13	9 of 19
Fourth-Down Conversions	0 of 2	0 of 1
Red-Zone Scores-Chances	1-3	1-4
Sacks By: Number-Yards	3-22	1-8

RUSHING: Oklahoma State-Hunter, Kendall 9-94; Toston, Keith 10-41; Robinson, Zac 8-9; TEAM 1-minus 4. Ole Miss-McCluster, D. 34-184; Davis, Enrique 3-11; Scott, Rodney 1-9; Grandy, Jesse 2-5; Powe, Jerrell 2-0; Stanley, Nathan 2-0; Team 1-minus 6; Sneed, Jevan 5-minus 10.

PASSING: Oklahoma State-Robinson, Zac 13-31-4-118; Toston, Keith 1-1-0-1. Ole Miss-Sneed, Jevan 13-23-3-168; Stanley, Nathan 2-7-1-3.

RECEIVING: Oklahoma State-Blackmon, Justin 4-45; Cooper, Josh 3-35; Hunter, Kendall 2-6; Anyiam, Hubert 1-16; Horton, Justin 1-8; Toston, Keith 1-5; Johnson, Beau 1-3; Youman, Wilson 1-1. Ole Miss-Hodge, Shay 7-112; McCluster, D. 5-45; Grandy, Jesse 2-6; Breaux, Lionel 1-8.

INTERCEPTIONS: Oklahoma State-Sexton, Andre 2-11; Antoine, Lucien 1-26; Anderson, Terrance 1-0. Ole Miss-Lewis, Kendrick 2-6; Trahan, Patrick 1-4; Ingram, Fon 1-1.

FUMBLES: Oklahoma State-Robinson, Zac 3-2; TEAM 1-0; Anyiam, Hubert 1-1. Ole Miss-Team 1-0; Sneed, Jevan 1-1.


2010 Alamo Bowl

December 29, 2010 | San Antonio

Oklahoma State
Arizona

36
10

SAN ANTONIO - Oklahoma State capped its magical 2010 season with a 36-10 win over Arizona at the Alamo Bowl. With the victory over the Wildcats, OSU put the finishing touches on the first 11-win season in school history.



Cowboy receiver Justin Blackmon earned Alamo Bowl Offensive MVP honors after making nine catches for 117 yards and two touchdowns and safety Markelle Martin was the Defensive MVP of the game with a 62-yard interception for a score to go with four tackles and two pass breakups.

While the Oklahoma State offense - ranked No. 1 in the nation in total offense - got all the headlines and attention going into the game, it was the Cowboy defense that carried the day. OSU held the potent Arizona attack 20 points and 75 yards below its season averages. Additionally, the Cowboys forced four Wildcat turnovers and limited Arizona to 90 yards rushing.

In addition to Martin's Defensive MVP performance, OSU linebacker Orié Lemon finished with 14 tackles in helping lead a Cowboy defense that held Arizona to 10 points in the contest - the fewest points OSU had allowed in a bowl game since BYU mustered only six points against the Cowboys in the 1974 Fiesta Bowl.



Bowl Recaps

The Pokes jumped on the Wildcats early and held a 23-7 lead at the 12:33 mark of the second quarter. Arizona never threatened Oklahoma State as the Cowboys tacked on another touchdown and two more field goals in the second half.

Score by Quarters	1	2	3	4	Score
Oklahoma State	17	6	10	3	36
Arizona	7	0	3	0	10

Scoring Plays

- 1st - 10:55 - OSU - Smith, Jeremy 6 yd run (Bailey, Dan kick)
- 1st - 08:46 - OSU - Blackmon 71 yd pass from Weeden (Bailey kick)
- 1st - 05:41 - ARIZ - Criner 5 yd pass from Foles (Zendejas, kick)
- 1st - 00:06 - OSU - Bailey, Dan 40 yd field goal
- 2nd - 12:33 - OSU - Martin 62 yd INT return (Bailey kick failed)
- 3rd - 09:01 - ARIZ - Zendejas, A. 42 yd field goal
- 3rd - 05:16 - OSU - Blackmon 3 yd pass from Weeden (Bailey kick)
- 3rd - 03:20 - OSU - Bailey, Dan 50 yd field goal
- 4th - 05:53 - OSU - Bailey, Dan 44 yd field goal

	OSU	ARIZ
FIRST DOWNS	17	25
RUSHES-YARDS (NET)	20-72	38-90
PASSING YDS (NET)	240	280
Passes Att-Comp-Int	41-25-0	50-32-3
TOTAL OFFENSE PLAYS-YARDS	61-312	88-370
Fumble Returns-Yards	0-0	0-0
Punt Returns-Yards	1-6	2-5
Kickoff Returns-Yards	3-76	6-180
Interception Returns-Yards	3-63	0-0
Punts (Number-Avg)	5-39.0	2-38.0
Fumbles-Lost	0-0	1-1
Penalties-Yards	6-66	8-65
Possession Time	22:29	37:31
Third-Down Conversions	4 of 13	9 of 21
Fourth-Down Conversions	0 of 1	2 of 4
Red-Zone Scores-Chances	2-2	1-3
Sacks By: Number-Yards	5-27	0-0

RUSHING: Oklahoma State-Hunter, Kendall 10-32; Smith, Jeremy 5-16; Cooper, Josh 1-15; Bowling, Bo 1-9; Randle, Joseph 2-2; TEAM 1-minus 2. Arizona-Grigsby, N. 16-59; Nwoko, G. 11-36; Antolin, K. 1-1; Criner, J. 1-1; Foles, N. 9-minus 7.

PASSING: Oklahoma State-Weeden, Brandon 25-41-0-240. Arizona-Foles, N. 32-50-3-280.

RECEIVING: Oklahoma State-Blackmon, Justin 9-117; Cooper, Josh 7-53; Bowling, Bo 3-35; Randle, Joseph 2-28; Moore, Tracy 2-13; Smith, Jeremy 1-minus 1; Hunter, Kendall 1-minus 5. Arizona-Criner, J. 9-47; Douglas, D. 6-91; Morrison, R. 6-66; Grigsby, N. 4-26; Roberts, D. 2-19; Nwoko, G. 2-11; Miller, T. 2-5; Cobb, T. 1-15.

INTERCEPTIONS: Oklahoma State-Martin, Markelle 1-62; Thomas, James 1-1; Thomas, Johnny 1-0. Arizona-None.

FUMBLES: Oklahoma State-None. Arizona-Wright, W. 1-1.


2012 Fiesta Bowl

January 2, 2012 | Glendale, Ariz.

Stanford
Oklahoma State

38
41

GLENDALDE, Ariz. - In a thrilling end to the 2011 season, No. 3 Oklahoma State was a 41-38 overtime winner over No. 4 Stanford in the Fiesta Bowl.



The Cowboys never led in the game until the deciding 22-yard field goal from Quinn Sharp split the up-rights in overtime, but they continually answered scoring drives from the potent Cardinal offense headlined by a two-time Heisman runner-up in quarterback Andrew Luck to stay within striking range.

Receiver Justin Blackmon earned offensive MVP honors after making nine catches for 186 yards and a Fiesta Bowl-record three touchdown receptions. Perhaps his most important catch of the game was not a touchdown, but rather a 21-yard catch on fourth and three late in the game that set up the game-tying touchdown run by Joseph Randle that sent the game into overtime.

The Pokes held Stanford off the scoreboard on its final possession of regulation when Cardinal kicker Jordan Williamson hooked a 35-yard field goal attempt wide left with no time on the clock. Williamson missed from 43 yards out in overtime to set up OSU's winning drive.

Cowboy quarterback Brandon Weeden connected with one-time walk-on Colton Chelf for a 24-yard reception on the second play of OSU's overtime possession and when the officials signaled a touchdown, the Cowboy bench erupted with a mass of bodies spilling onto the field. The call was eventually reversed, sending everyone back to the sideline. Weeden then took a knee in the middle of the field to set up Sharp's game winner.

Score by Quarters	1	2	3	4	OT	Score
Stanford	7	14	7	10	0	38
Oklahoma State	0	21	3	14	3	41

Scoring Plays

- 1st - 04:16 - STAN - Montgomery 53 yd pass from Luck (Williamson kick)
- 2nd - 10:21 - STAN - Stewart 24 yd run (Williamson kick)
- 2nd - 08:50 - OSU - Blackmon 43 yd pass from Weeden (Sharp, kick)
- 2nd - 06:19 - OSU - Blackmon 67 yd pass from Weeden (Sharp, kick)
- 2nd - 02:25 - STAN - Taylor 4 yd run (Williamson kick)
- 2nd - 00:27 - OSU - Weeden 2 yd run (Sharp kick)
- 3rd - 08:22 - STAN - Ertz 16 yd pass from Luck (Williamson kick)
- 3rd - 05:21 - OSU - Sharp, Quinn 19 yd field goal
- 4th - 14:16 - STAN - Williamson, J 30 yd field goal
- 4th - 11:53 - OSU - Blackmon 17 yd pass from Weeden (Sharp kick)
- 4th - 04:34 - STAN - Taylor 1 yd run (Williamson kick)
- 4th - 02:35 - OSU - Randle, Joseph 4 yd run (Sharp, Quinn kick)
- OT - 00:00 - OSU - Sharp, Quinn 22 yd field goal

	STAN	OSU
FIRST DOWNS	27	15
RUSHES-YARDS (NET)	50-243	14-13
PASSING YDS (NET)	347	399
Passes Att-Comp-Int	31-27-1	43-30-1
TOTAL OFFENSE PLAYS-YARDS	81-590	57-412
Fumble Returns-Yards	0-0	0-0
Punt Returns-Yards	2-26	2-14
Kickoff Returns-Yards	2-48	6-171
Interception Returns-Yards	1-0	1-0
Punts (Number-Avg)	2-41.5	5-43.4
Fumbles-Lost	2-1	0-0
Penalties-Yards	6-35	1-5
Possession Time	41:47	18:13
Third-Down Conversions	8 of 14	4 of 12
Fourth-Down Conversions	0 of 0	2 of 2
Red-Zone Scores-Chances	4-5	5-5
Sacks By: Number-Yards	1-9	2-14

RUSHING: Stanford-Taylor, S 35-177; Stewart, J 3-65; Gaffney, T 4-4; Meinken, G 2-2; TEAM 1-minus 1; Wilkerson, A 1-minus 1; Luck, A 4-minus 3. Oklahoma State-Randle, Joseph 10-23; Smith, Jeremy 1-1; TEAM 1-minus 4; Weeden, Brandon 2-minus 7.

PASSING: Stanford-Luck, A 27-31-1-347. Oklahoma State-Weeden, Brandon 30-43-1-399.

RECEIVING: Stanford-Montgomery, T 7-120; Whalen, G 7-85; Ertz, Z 4-38; Taylor, S 3-21; Fleener, C 2-19; Stewart, J 1-25; Toilolo, L 1-18; Gaffney, T 1-16; Hewitt, R 1-5. Oklahoma State-Blackmon, J. 9-186; Cooper, Josh 7-55; Chelf, Colton 5-97; Randle, Joseph 5-28; Anderson, I. 2-10; Harrison, M. 1-16; Smith, Jeremy 1-7.

INTERCEPTIONS: Stanford-Brown, T 1-0. Oklahoma State-Gilbert, Justin 1-0.

FUMBLES: Stanford-Meinken, G 1-1; Montgomery, T 1-0. Oklahoma State-None.

2013 Heart of Dallas Bowl

January 1, 2013 | Dallas

Purdue
Oklahoma State

14
58

DALLAS - Oklahoma State secured its third consecutive postseason victory when it steamrolled to a 58-14 win over Purdue in the Heart of Dallas Bowl played at Cotton Bowl Stadium.



The most popular storyline entering the game was the question of if the Cowboys, who tied for third in the Big 12, would be motivated to face a Purdue squad that needed wins in each of its final three regular-season games just to secure bowl eligibility. OSU answered that question emphatically by jumping out to a 45-0 lead before finally surrendering a Boilermaker touchdown late in the third quarter.

Another primary question entering the contest was if the Cowboy offense could operate smoothly without coordinator and playcaller Todd Monken, who left the team to take the head coaching position at Southern Miss after the regular season ended. With head coach Mike Gundy stepping in

Bowl Recaps

to call plays, OSU answered the doubters by registering the most lopsided margin of victory in any game during the 2012 bowl season.

The Cowboy offense had little trouble putting points on the board, thanks largely to the OSU defense snatching a season-high five turnovers in the contest and regularly setting the offense up with favorable field position.

Score by Quarters	1	2	3	4	Score
Purdue	0	0	7	7	14
Oklahoma State	14	14	17	13	58

Scoring Plays

1st - 08:02 - OSU - Moore, C. 4 yd pass from Chelf (Sharp kick)
 1st - 06:43 - OSU - Jackson 7 yd pass from Chelf (Sharp kick)
 2nd - 14:22 - OSU - Seaton 16 yd pass from Walsh (Sharp kick)
 2nd - 05:12 - OSU - Smith, Jeremy 5 yd run (Sharp kick)
 3rd - 14:09 - OSU - Lowe 37 yd fumble recovery (Sharp kick)
 3rd - 07:15 - OSU - Sharp, Quinn 20 yd field goal
 3rd - 04:28 - OSU - Anderson 37 yd pass from Chelf (Sharp kick)
 3rd - 00:18 - PUR - Cottom 32 yd pass from Marve (McCartney kick)
 4th - 11:21 - OSU - Sharp, Quinn 21 yd field goal
 4th - 08:32 - OSU - Webb, Blake 37 yd pass from Walsh (Sharp kick)
 4th - 06:27 - OSU - Sharp, Quinn 42 yd field goal
 4th - 02:52 - PUR - Thomas 16 yd pass from Marve (McCartney kick)

	PUR	OSU
FIRST DOWNS	18	28
RUSHES-YARDS (NET)	38-155	41-213
PASSING YDS (NET)	212	311
Passes Att-Comp-Int	34-21-2	34-25-0
TOTAL OFFENSE PLAYS-YARDS	72-367	75-524
Fumble Returns-Yards	0-0	2-48
Punt Returns-Yards	0-0	2-73
Kickoff Returns-Yards	7-160	3-61
Interception Returns-Yards	0-0	2-15
Punts (Number-Avg)	4-38.8	3-52.7
Fumbles-Lost	6-3	0-0
Penalties-Yards	4-45	7-62
Possession Time	32:52	27:08
Third-Down Conversions	5 of 15	4 of 12
Fourth-Down Conversions	2 of 3	1 of 1
Red-Zone Scores-Chances	1-2	6-6
Sacks By: Number-Yards	2-14	3-10

RUSHING: Purdue-Shavers, Akeem 14-93; Marve, Robert 10-20; Webster, Cody 1-16; Bolden, Ralph 8-15; Cottom, Brandon 2-8; McCartney, Sam 1-4; Freytag, Kurt 1-1; TEAM 1-minus 2. Oklahoma State-Randle, Joseph 17-66; Roland, Desmond 9-51; Smith, Jeremy 6-40; Stewart, Josh 1-21; Muncrief, Caleb 3-14; Walsh, J.W. 1-13; Chelf, Clint 4-8.

PASSING: Purdue-Marve, Robert 21-34-2-212. Oklahoma State-Chelf, Clint 17-22-0-197; Walsh, J.W. 5-7-0-86; Lunt, Wes 1-3-0-12; Stewart, Josh 1-1-0-15; Randle, Joseph 1-1-0-1.

RECEIVING: Purdue-Ross, O.J. 5-29; Shavers, Akeem 4-54; Holmes, Gabe 4-26; Thomas, Tommie 3-28; Macarthy, D. 2-11; Cottom, Brandon 1-32; Edison, A. 1-27; Bolden, Ralph 1-5. Oklahoma State-Anderson, Isaiah 5-78; Stewart, Josh 5-56; Moore, Charlie 4-42; Hays, Austin 4-25; Webb, Blake 2-51; Jackson, Blake 2-33; Seaton, Jeremy 1-16; Rockwell, Nick 1-9; Chelf, Clint 1-1.

INTERCEPTIONS: Purdue-None. Oklahoma State-Gary, Shamiel 1-8; May, Andrae 1-7.

FUMBLES: Purdue-Marve, Robert 3-0; Shavers, Akeem 1-1; Holmes, Gabe 1-1; Ross, O.J. 1-1. Oklahoma State-None.


2014 Cotton Bowl

January 3, 2014 | Arlington, Texas

Oklahoma State
Missouri

31
41

ARLINGTON, Texas - Trailing by three points with one minute left in the game, Oklahoma State drove to the Missouri 23 and was in position to either tie or take the lead, but a sack by Southeastern Conference Defensive Player of the Year Michael Sam generated a fumble that was recovered by Shane Ray and returned 73 yards for a touchdown to cap the Tigers' 41-31 win over Oklahoma State in the 2014 AT&T Cotton Bowl.



For the most part, both teams' respective defenses controlled the game, with Missouri holding a 17-14 lead after three quarters. The offenses got uncorked in a wild fourth quarter, however, with the two teams combining for 41 points, two ties and four lead changes in the final stanza alone.

OSU quarterback Clint Chelf set an AT&T Cotton Bowl Classic record with 377 passing yards, and with 151 passing yards and 60 rushing yards coming in the fourth quarter, Chelf appeared poised to lead the Cowboys to victory on that final drive, but Sam's sack changed everything.

OSU's most recognizable players were at the forefront in the game, with consensus All-America cornerback Justin Gilbert recording an interception, receiver Tracy Moore making seven catches for 100 yards (including a diving, fully-extended grab late in the game that may have been the best catch of his career), and Josh Stewart adding eight catches for 80 yards and a touchdown. Safety Daytawion Lowe broke up a career-high three passes and defensive tackle Calvin Barnett had two tackles for loss and a sack.

Though the game marked the 52nd all-time meeting between the two longtime Big Eight and Big 12 rivals, it was the first in a bowl game following Missouri's move to the SEC in 2012.

Score by Quarters	1	2	3	4	Score
Oklahoma State	7	0	7	17	31
Missouri	7	10	0	24	41

Scoring Plays

1st - 03:00 - MU - Josey, Henry 3 yd run (Baggett, Andrew kick)
 1st - 01:44 - OSU - Stewart 40 yd pass from Chelf (Grogan kick)
 2nd - 10:20 - MU - Lucas, M. 24 yd pass from Mauk (Baggett kick)
 2nd - 00:00 - MU - Baggett, Andrew 35 yd field goal
 3rd - 02:10 - OSU - Seales 21 yd pass from Chelf, Clint (Grogan kick)
 4th - 13:32 - OSU - Grogan, Ben 25 yd field goal
 4th - 11:32 - MU - Josey, Henry 25 yd run (Baggett, Andrew kick)
 4th - 09:51 - OSU - Chelf, Clint 23 yd run (Grogan, Ben kick)
 4th - 06:29 - MU - Baggett, Andrew 46 yd field goal
 4th - 05:04 - OSU - Roland, Desmond 2 yd run (Grogan, Ben kick)
 4th - 03:08 - MU - Josey, Henry 16 yd run (Baggett, Andrew kick)
 4th - 00:55 - MU - Ray, Shane 73 yd fumble recovery (Baggett kick)

	OSU	MU
FIRST DOWNS	26	29
RUSHES-YARDS (NET)	39-171	47-256
PASSING YDS (NET)	377	206
Passes Att-Comp-Int	57-33-2	44-17-1
TOTAL OFFENSE PLAYS-YARDS	96-548	91-462
Fumble Returns-Yards	0-0	1-73
Punt Returns-Yards	3-16	3-46
Kickoff Returns-Yards	2-28	4-90
Interception Returns-Yards	1-14	2-3
Punts (Number-Avg)	8-37.2	7-41.0
Fumbles-Lost	2-1	2-2
Penalties-Yards	10-100	4-42
Possession Time	27:49	32:11
Third-Down Conversions	9 of 22	6 of 18
Fourth-Down Conversions	1 of 1	1 of 2
Red-Zone Scores-Chances	3-4	4-4
Sacks By: Number-Yards	2-16	3-20

RUSHING: Oklahoma State-Roland, Desmond 16-66; Chelf, Clint 10-52; Smith, Jeremy 7-43; Childs, Rennie 3-12; Stewart, Josh 2-7; TEAM 1-minus 9. Missouri-Josey, Henry 12-92; Mauk, Maty 3-73; Franklin, James 16-36; Murphy, Marcus 7-30; Hansbrough, Rus 9-25.

PASSING: Oklahoma State-Chelf, Clint 33-57-2-377. Missouri-Franklin, James 15-40-1-174; Mauk, Maty 2-4-0-32.

RECEIVING: Oklahoma State-Stewart, Josh 8-80; Moore, Tracy 7-100; Moore, Charlie 4-53; Ateman, Marcell 4-36; Seales, Jhajuan 3-42; Sheperd, B. 3-36; Goodlett, John 1-18; Glidden, David 1-5; Childs, Rennie 1-4; Roland, Desmond 1-3. Missouri-Green-Beckham, 4-53; Lucas, Marcus 3-46; Washington, L'D 3-40; Sasser, Bud 3-35; Josey, Henry 1-10; Hunt, Jimmie 1-8; Murphy, Marcus 1-8; Hansbrough, Rus 1-6.

INTERCEPTIONS: Oklahoma State-Gilbert, Justin 1-14. Missouri-Gaines, E.J. 1-2; Webb, Brayton 1-1.

FUMBLES: Oklahoma State-TEAM 1-0; Chelf, Clint 1-1. Missouri-Franklin, James 2-2.

2015 Cactus Bowl

January 2, 2015 | Tempe, Ariz.

Washington
Oklahoma State

22
30

TEMPE, Ariz. - James Castleman stole the show in providing the signature moments in Oklahoma State's 30-22 win over Washington in the 2015 TicketCity Cactus Bowl by scoring a rushing touchdown and hauling in a critical 48-yard reception late in the fourth quarter to essentially seal the victory.



The 300-pound defensive tackle was inserted into the offensive game plan for the first time in his career and rewarded the coaches by punching in the game's first score when quarterback Mason Rudolph motioned out as a receiver, leaving the big man as the lone player in the OSU backfield. He took the shotgun snap and bullied his way straight ahead into the end zone. Later in the game, with just 3:11 left and OSU holding on to a 30-22 lead and facing an important third-and-two from its own 35 yard line, Castleman leaked out of the backfield, caught a short pass from Rudolph and

Bowl Recaps

rumbled 48 yards down the sideline to deal a key blow to Washington's chances.

The Cowboys established themselves as the aggressor early on, racing to a 24-0 lead at halftime, thanks largely to a passing attack that amassed 220 yards in the first two quarters. Rudolph connected on long touchdown passes to James Washington and Brandon Sheperd.

Washington got back in it during the second half and held significant momentum at the time of Castleman's long reception. The Huskies got the ball back with 43 seconds remaining in the game with a chance to potentially tie the game, but an interception by cornerback Kevin Peterson at the OSU 36 yard line sealed the Cowboy victory.

Score by Quarters	1	2	3	4	Score
Washington	0	0	14	8	22
Oklahoma State	14	10	3	3	30

Scoring Plays

- 1st - 09:53 - OSU - Castleman, James 1 yd run (Grogan kick)
- 1st - 00:16 - OSU - Washington 28 yd pass from Rudolph (Grogan kick)
- 2nd - 09:22 - OSU - Grogan, Ben 40 yd field goal
- 2nd - 00:48 - OSU - Sheperd 47 yd pass from Rudolph (Grogan kick)
- 3rd - 11:48 - UW - Mickens, J 31 yd run (Van Winkle kick)
- 3rd - 01:47 - OSU - Grogan, Ben 27 yd field goal
- 3rd - 01:32 - UW - Ross, John 96 yard kickoff return (Van Winkle kick)
- 4th - 05:54 - OSU - Grogan, Ben 34 yd field goal
- 4th - 03:29 - UW - Mickens, J. 16 yd pass from Miles (Cooper pass from Miles)

	UW	OSU
FIRST DOWNS	22	22
RUSHES-YARDS (NET)	25-101	49-152
PASSING YDS (NET)	268	321
Passes Att-Comp-Int	40-25-1	27-18-1
TOTAL OFFENSE PLAYS-YARDS	65-369	76-473
Fumble Returns-Yards	0-0	0-0
Punt Returns-Yards	1-0	1-7
Kickoff Returns-Yards	7-183	4-83
Interception Returns-Yards	1-44	1-11
Punts (Number-Avg)	5-37.6	4-37.8
Fumbles-Lost	2-1	2-1
Penalties-Yards	7-70	7-50
Possession Time	24:15	35:45
Third-Down Conversions	4 of 12	4 of 15
Fourth-Down Conversions	0 of 2	2 of 2
Red-Zone Scores-Chances	1-1	3-4
Sacks By: Number-Yards	3-20	2-18

RUSHING: Washington-Washington, Dw. 13-42; Mickens, Jaydon 1-31; Miles, Cyler 9-27; Cooper, Deontae 2-1. Oklahoma State-Roland, Desmond 32-123; Childs, Rennie 9-33; Sheperd, Brandon 2-11; Castleman, James 1-1; TEAM 1-minus 1; Rudolph, Mason 4-minus 15.

PASSING: Washington-Miles, Cyler 25-38-1-268; Lindquist, Jeff 0-1-0-0; Team 0-1-0-0. Oklahoma State-Rudolph, Mason 17-26-1-299; Sheperd, Brandon 1-1-0-22.

RECEIVING: Washington-Mickens, Jaydon 7-82; Williams, Kasen 5-73; Washington, Dw. 4-21; Daniels, Darrell 2-34; Pettis, Dante 2-26; Perkins, Joshua 2-18; Hall, Marvin 2-3; Taylor, Kendyl 1-11. Oklahoma State-Sheperd, Brandon 5-98; Seaton, Jeremy 4-40; Washington, James 2-33; Glidden, David 2-30; Castleman, James 1-48; Rudolph, Mason 1-22; Seales, Jhajuan 1-20; Childs, Rennie 1-16; Jarwin, Blake 1-14.

INTERCEPTIONS: Washington-Baker, Budda 1-44. Oklahoma State-Peterson, Kevin 1-11.

FUMBLES: Washington-Timu, John 1-1; Washington, Dw. 1-0. Oklahoma State-Rudolph, Mason 1-1; Sheperd, Brandon 1-0.

2016 Sugar Bowl January 1, 2016 | New Orleans

Oklahoma State	20
Ole Miss	48

NEW ORLEANS - Oklahoma State had chances to assert itself as the aggressor early on, but the opportunities got away and Ole Miss then took charge en route to claiming a 48-20 win over the Big 12 runner-up Cowboys in the Mercedes Benz Superdome.



Playing in front of a very partisan Ole Miss crowd, OSU forced a turnover on the opening possession of the game and started its second drive in Ole Miss territory, but was only able to muster three points from those two opening possessions. From that point on, the Rebels rattled off 27 unanswered points - 24 of which came in the second quarter - and put the game out of reach.

The Ole Miss defense controlled the trenches, racking up 12 tackles for loss and limiting Oklahoma State to 63 rushing yards, 74 of which came from quarterback J.W. Walsh. OSU's running backs had a combined 14 carries for 15 yards in the game and the Rebels recorded three sacks.

The stars of the game were Ole Miss quarterback Chad Kelly, who completed 21-of-33 passes for 302 yards and four touchdowns, and receiver Laquon Treadwell, who caught three touchdown passes from Kelly. That said, the Rebels used a balanced passing attack that included three receivers who racked up at least 70 yards through the air.

Score by Quarters	1	2	3	4	Score
Oklahoma State	3	3	7	7	20
Ole Miss	10	24	7	7	48

Scoring Plays

- 1st - 04:52 - OSU - Grogan, Ben 26 yd field goal
- 1st - 02:15 - MISS - Gary Wunderlich 34 yd field goal
- 1st - 00:20 - MISS - Core 31 yd pass from Kelly (Wunderlich kick)
- 2nd - 11:28 - MISS - L. Treadwell 34 yd pass from Kelly (Wunderlich kick)
- 2nd - 06:58 - MISS - L. Treadwell 10 yd pass from Kelly (Wunderlich kick)
- 2nd - 03:39 - MISS - Gary Wunderlich 38 yd field goal
- 2nd - 01:22 - OSU - Grogan, Ben 31 yd field goal
- 2nd - 00:00 - MISS - Laremy Tunsil 2 yd run (Wunderlich kick)
- 3rd - 04:26 - MISS - Jordan Wilkins 36 yd run (Wunderlich kick)
- 3rd - 01:11 - OSU - Walsh, J.W. 2 yd run (Grogan, Ben kick)
- 4th - 13:04 - MISS - L. Treadwell 14 yd pass from Kelly (Wunderlich kick)
- 4th - 03:03 - OSU - Walsh, J.W. 8 yd run (Grogan, Ben kick)

	OSU	MISS
FIRST DOWNS	20	28
RUSHES-YARDS (NET)	30-63	37-207
PASSING YDS (NET)	303	347
Passes Att-Comp-Int	45-27-0	35-22-1
TOTAL OFFENSE PLAYS-YARDS	75-366	72-554
Fumble Returns-Yards	0-0	0-0
Punt Returns-Yards	2-3	2-0
Kickoff Returns-Yards	1-11	5-113

Interception Returns-Yards	1-28	0-0
Punts (Number-Avg)	7-38.1	4-45.8
Fumbles-Lost	2-1	1-0
Penalties-Yards	7-77	5-75
Possession Time	31:53	28:07
Third-Down Conversions	6 of 16	6 of 13
Fourth-Down Conversions	0 of 1	0 of 0
Red-Zone Scores-Chances	4-5	5-6
Sacks By: Number-Yards	2-16	3-26

RUSHING: Oklahoma State-Walsh, J.W. 10-74; Carson, Chris 10-13; Taylor, Raymond 1-3; Childs, Rennie 3-minus 1; TEAM 1-minus 3; Rudolph, Mason 5-minus 23. Ole Miss-Chad Kelly 10-73; Jordan Wilkins 5-48; Akeem Judd 7-43; Jaylen Walton 8-40; Eugene Brazley 4-11; Laremy Tunsil 1-2; Ryan Buchanan 1-minus 4; Team 1-minus 6.

PASSING: Oklahoma State-Rudolph, Mason 18-31-0-179; Walsh, J.W. 9-14-0-124. Ole Miss-Chad Kelly 21-33-1-302; L. Treadwell 1-1-0-45; Ryan Buchanan 0-1-0-0.

RECEIVING: Oklahoma State-Ateman, Marcell 5-70; Carson, Chris 4-59; Glidden, David 4-59; Sheperd, Brandon 3-35; McCleskey, Jalen 3-24; Jarwin, Blake 3-10; Seaton, Jeremy 1-18; Washington, James 1-10; Veatch, Zac 1-9; Seales, Jhajuan 1-9; Carr, Jeff 1-0. Ole Miss-Evan Engram 6-96; L. Treadwell 6-71; Cody Core 4-91; Markell Pack 2-10; Jordan Wilkins 1-45; Q. Adebeyejo 1-23; Derrick Jones 1-13; Jaylen Walton 1-minus 2.

INTERCEPTIONS: Oklahoma State-Lampkin, Ashton 1-28. Ole Miss-None.

FUMBLES: Oklahoma State-McCleskey, Jalen 1-1; Carson, Chris 1-0. Ole Miss-Ryan Buchanan 1-0.


2016 Alamo Bowl December 29, 2016 | San Antonio

Oklahoma State	38
Colorado	8

SAN ANTONIO - This one was never in doubt. It didn't matter that Colorado was the champion of the Pac-12 South division. It didn't matter that the Buffaloes were the higher-ranked team in the College Football Playoff standings (the Buffs were No. 10 and Oklahoma State was No. 12). It didn't matter that Colorado was favored to win by the Las Vegas oddsmakers. The Cowboys owned the trenches on both sides of the ball and were the more physical team by a landslide.

How dominant was Oklahoma State? The Cowboys held a 30-0 lead with under six minutes remaining in the fourth quarter before Colorado scored its first points of the game.

Going in, the game was billed as one of the best matchups of the 2016 bowl season. It was the only game outside of the New Year's Six bowls that matched a pair of top-15 opponents. The highlighted matchup was Oklahoma State's explosive pass offense against a Colorado pass defense that entered the game ranked third in the FBS in pass efficiency defense and 13th in the



Bowl Recaps

nation by allowing only 182.5 passing yards per game. It was strength vs. strength.

What actually happened was much different than the pundits expected. Three of CU's four starters in the secondary earned All-Pac-12 honors, so the Buffs were comfortable in trying to single-cover OSU's standout receiver James Washington. That was proven to be a mistake, as Washington hauled in nine receptions for 171 yards in not even three full quarters of play (he had to leave early due to a hand injury suffered in the game). Quarterback Mason Rudolph carved the vaunted Buffaloes secondary up, completing 22-of-32 passes for 314 yards with three touchdowns and no interceptions.

The Cowboy defense was equally dominant, pitching a shutout for more than 53 minutes and holding the Buffs to 62 rushing yards on 29 attempts (2.1 yards per carry.).

Score by Quarters	1	2	3	4	Score
Oklahoma State	3	14	14	7	38
Colorado	0	0	0	8	8

Scoring Plays

1st - 10:17 - OSU - Grogan, Ben 28 yd field goal
 2nd - 11:15 - OSU - Carson, Chris 10 yd run (Grogan, Ben kick)
 2nd - 07:00 - OSU - Washington 5 yd pass from Rudolph (Grogan kick)
 3rd - 05:42 - OSU - Jarwin 6 yd pass from Rudolph (Grogan kick)
 3rd - 00:05 - OSU - Seales, J. 23 yd pass from Rudolph (Grogan kick)
 4th - 05:28 - CU - Liufau, Sefo 6 yd run (Lindsay, P. pass from Liufau)
 4th - 03:44 - OSU - Hill, Justice 37 yd run (Grogan, Ben kick)

	OSU	CU
FIRST DOWNS	24	18
RUSHES-YARDS (NET)	41-189	29-62
PASSING YDS (NET)	338	256
Passes Att-Comp-Int	33-23-0	38-22-1
TOTAL OFFENSE PLAYS-YARDS	74-527	67-318
Fumble Returns-Yards	0-0	0-0
Punt Returns-Yards	0-0	1--6
Kickoff Returns-Yards	1-6	3-64
Interception Returns-Yards	1-1	0-0
Punts (Number-Avg)	4-47.8	6-41.3
Fumbles-Lost	0-0	3-0
Penalties-Yards	5-42	5-35
Possession Time	32:24	27:36
Third-Down Conversions	7 of 14	6 of 16
Fourth-Down Conversions	1 of 1	1 of 3
Red-Zone Scores-Chances	4-5	1-2
Sacks By: Number-Yards	3-20	1-2

RUSHING: Oklahoma State-Hill, Justice 19-100; Carson, Chris 11-61; Sanders, Barry J. 2-11; Childs, Rennie 4-7; Rudolph, Mason 4-7; Seales, Jhajuan 1-3. Colorado-Lindsay, Philli 14-63; MacIntyre, Jay 1-1; Montez, Steven 1-0; Liufau, Sefo 13-minus 2.

PASSING: Oklahoma State-Rudolph, Mason 22-32-0-314; Carson, Chris 1-1-0-24. Colorado-Liufau, Sefo 18-29-0-195; Montez, Steven 4-9-1-61.

RECEIVING: Oklahoma State-Washington, James 9-171; McCleskey, Jalen 4-50; Seales, Jhajuan 3-43; Hays, Austin 3-19; Jarwin, Blake 2-20; Rudolph, Mason 1-24; Lacy, Chris 1-11. Colorado-Lindsay, Philli 6-103; Fields, Shay 4-38; Bobo, Bryce 3-25; Ross, Devin 3-22; Walker, Lee 2-23; MacIntyre, Jay 2-22; Irwin, Sean 1-15; Lee, Donovan 1-8.


INTERCEPTIONS: Oklahoma State-Lampkin, Ashton 1-1. Colorado-None.

FUMBLES: Oklahoma State-None. Colorado-Lindsay, Philli 1-0; Oliver, Isaiah 1-0; Julmisse, Anthon 1-0.

2017 Camping World Bowl December 28, 2017 | Orlando, Fla.

Virginia Tech 21
Oklahoma State 30

ORLANDO, Fla. (AP) - Mason Rudolph threw for 351 yards and a pair of touchdowns on his way to winning game MVP honors, James Washington had a long touchdown grab and became Oklahoma State's career receiving yards leader, and the 17th-ranked Cowboys beat No. 22 Virginia Tech 30-21 in the Camping World Bowl.



Washington caught five passes for 126 yards, giving him 4,472 for his career and passing Rashaun Woods for the school mark. Justice Hill ran for 120 yards and another score for the Cowboys (10-3).

Josh Jackson ran for two scores and threw for another for the Hokies (9-4), including a rush that got Virginia Tech within 27-21 with 5:40 remaining. Deshaun McCleave ran for 124 yards, a Virginia Tech season-best, but the Hokies were hurt by two turnovers in Oklahoma State territory.

Hill came through with perhaps the play of the night. Facing a third-and-11 with 3:30 left, Hill took a handoff, went left, waited for a lane to open -- and broke loose for a 31-yard gain down to the Hokies' 18. Matt Ammendola's 38-yard field goal with 2:34 left put the Cowboys up by nine, essentially sealing the outcome.

Virginia Tech actually outgained the high-octane Cowboys, 518 yards to 492.

A pair of big missed Hokie opportunities helped Oklahoma State take a 13-7 lead at the break. An 18-play, 10-minute drive that got to the Oklahoma State 1 resulted in no points when the Hokies fumbled a snap away. And after the Cowboys took the lead late in the half, Jackson had a wide-open Henri Murphy down the middle for what would have been a 54-yard score.

But the pass was overthrown, the Hokies never led again, and Rudolph and Washington got the winning ending they sought.

Score by Quarters	1	2	3	4	Score
Virginia Tech	7	0	7	7	21
Oklahoma State	3	10	14	3	30

Scoring Plays

1st - 12:17 - OSU - Ammendola, Matt 31 yd field goal
 1st - 07:59 - VT - Jackson, J 13 yd run (Slye, Joey kick)
 2nd - 07:28 - OSU - Ammendola, Matt 36 yd field goal
 2nd - 00:45 - OSU - Hill, Justice 1 yd run (Ammendola, Matt kick)
 3rd - 11:22 - OSU - Stoner 17 yd pass from Rudolph (Ammendola kick)
 3rd - 06:31 - VT - Kumah, E 9 yd pass from Jackson, J (Slye, Joey kick)
 3rd - 05:37 - OSU - Washington 65 yd pass from Rudolph (Ammendola kick)

4th - 05:40 - VT - Jackson, J 5 yd run (Slye, Joey kick)
 4th - 02:34 - OSU - Ammendola, Matt 38 yd field goal

	VT	OSU
FIRST DOWNS	31	24
RUSHES-YARDS (NET)	50-248	32-137
PASSING YDS (NET)	270	351
Passes Att-Comp-Int	42-23-1	32-21-0
TOTAL OFFENSE PLAYS-YARDS	92-518	64-488
Fumble Returns-Yards	0-0	1-3
Punt Returns-Yards	2-13	2-5
Kickoff Returns-Yards	6-105	2-23
Interception Returns-Yards	0-0	1-30
Punts (Number-Avg)	3-40.0	2-46.0
Fumbles-Lost	1-1	0-0
Penalties-Yards	5-65	4-20
Possession Time	38:13	21:47
Third-Down Conversions	10 of 18	5 of 12
Fourth-Down Conversions	1 of 4	0 of 2
Red-Zone Scores-Chances	3-5	5-5
Sacks By: Number-Yards	3-17	2-24

RUSHING: Virginia Tech-McCleave, D 18-124; Peoples, S 10-56; Jackson, J 16-50; Holston, J 4-12; Murphy, H 1-5; Savoy, S 1-1. Oklahoma State-Hill, Justice 23-120; Brown, LD 1-12; Rudolph, Mason 5-6; King, J.D. 2-3; TEAM 1-minus 4.

PASSING: Virginia Tech-Jackson, J 22-41-1-248; Mumma, C 1-1-0-22. Oklahoma State-Rudolph, Mason 21-32-0-351.

RECEIVING: Virginia Tech-Patterson, P 7-59; Kumah, E 5-72; Grimsley, H 5-63; Carroll, C.J. 3-21; Murphy, H 1-24; Shegog, A 1-22; Clark, J 1-9. Oklahoma State-Washington, James 5-126; Ateman, Marcell 5-107; Stoner, Dillon 4-35; Abbott, Britton 2-32; Johnson, Tyrone 2-25; Lacy, Chris 1-15; McCleskey, Jalen 1-12; Hill, Justice 1-minus 1.

INTERCEPTIONS: Va. Tech-None. Oklahoma State-Curry, Darius 1-30.


FUMBLES: Virginia Tech-Jackson, J 1-1. Oklahoma State-None.

2018 Liberty Bowl December 31, 2018 | Memphis, Tenn.

Missouri 33
Oklahoma State 38

MEMPHIS, Tenn. (AP) —

Taylor Cornelius tied a Liberty Bowl record with four touchdown passes and Kolby Harvell-Peel made a critical fourth-down stop with 1:01 left as Oklahoma State edged No. 23 Missouri 38-33 in the 2018 Liberty Bowl.



Missouri faced fourth-and-1 when quarterback Drew Lock attempted a keeper around the right end. Harvell-Peel made an ankle tackle that stopped Lock short of the first-down marker.

That allowed Oklahoma State to hang on to win a game it had led 35-19 heading into the fourth quarter. The Cowboys snapped Missouri's four-game winning streak.



Bowl Recaps

Cornelius, a fifth-year senior and former walk-on, went 26 of 44 with four touchdown passes and two interceptions by Cam Hilton that sparked Missouri's comeback try. Both interceptions led to Missouri touchdowns.

Missouri's Larry Rountree III ran for 204 yards, including a 55-yard touchdown. Missouri's Johnathon Johnson had nine catches for 185 yards, including an 86-yard score. Lock was 23 of 38 for 373 yards with three touchdowns and no interceptions.

Chuba Hubbard rushed for 145 yards and a touchdown for Oklahoma State. Tyron Johnson had seven catches for 141 yards and two touchdowns.

Missouri wasted two chances to take the lead in the fourth quarter. Oklahoma State was clinging to a 35-33 lead when Mike Scott blocked Tucker McCann's 42-yard field goal attempt with 9:22 left.

The blocked field goal came after a foiled fake-punt attempt by OSU gave Missouri the ball at the Cowboys' 32-yard line.

The Cowboys won while playing at far less than full strength. Oklahoma State's offense was missing leading rusher Justice Hill and guard Larry Williams, who sat out the bowl game to prepare for the NFL draft. Its defense was short-handed after losing cornerbacks Rodarius Williams and Kemah Siverand to targeting penalties — Williams in the first quarter and Siverand early in the fourth period — and safety Malcom Rodriguez to a second-quarter injury.

Score by Quarters	1	2	3	4	Score
Missouri	3	13	3	14	33
Oklahoma State	7	7	21	3	38

Scoring Plays

- 1st - 09:27 - OSU - Stoner 30 yd pass from Cornelius (Ammendola kick)
- 1st - 06:46 - MU - McCann, Tucker 24 yd field goal
- 2nd - 07:49 - MU - Gicinto, D. 5 yd pass from Lock, Drew (McCann, kick)
- 2nd - 05:31 - OSU - Johnson 7 yd pass from Cornelius (Ammendola kick)
- 2nd - 03:35 - MU - Blanton 16 yd pass from Lock (McCann kick failed)
- 3rd - 11:49 - OSU - Wallace, Ty. 9 yd pass from Cornelius (Ammendola kick)
- 3rd - 10:21 - OSU - Hubbard, Chuba 4 yd run (Ammendola, Matt kick)
- 3rd - 04:20 - MU - McCann, Tucker 26 yd field goal
- 3rd - 03:08 - OSU - Johnson 46 yd pass from Cornelius (Ammendola kick)
- 4th - 14:41 - MU - Johnson 86 yd pass from Lock, Drew (McCann kick)
- 4th - 11:50 - MU - Rountree, Larry 55 yd run (McCann, Tucker kick)
- 4th - 05:54 - OSU - Ammendola, Matt 27 yd field goal

	MU	OSU
FIRST DOWNS	27	27
RUSHES-YARDS (NET)	42-264	35-169
PASSING YDS (NET)	373	333
Passes Att-Comp-Int	38-23-0	45-27-2
TOTAL OFFENSE PLAYS-YARDS	80-637	80-502
Fumble Returns-Yards	0-0	0-0
Punt Returns-Yards	2--7	0-0
Kickoff Returns-Yards	3-48	0-0
Interception Returns-Yards	2-2	0-0
Punts (Number-Avg)	3-52.0	3-47.7
Fumbles-Lost	3-1	1-0

Penalties-Yards	6-65	7-76
Possession Time	32:25	27:35
Third-Down Conversions	9 of 18	9 of 14
Fourth-Down Conversions	1 of 3	0 of 1
Red-Zone Scores-Chances	4-5	4-4
Sacks By: Number-Yards	2-9	0-0

RUSHING: Missouri-Rountree, Larry 27-204; Badie, Tyler 9-30; Lock, Drew 6-30. Oklahoma State-Hubbard, Chuba 18-145; Cornelius, Taylor 12-21; Hockett, Matt 1-5; Brown, LD 2-3; TEAM 2-minus 5.

PASSING: Missouri-Lock, Drew 23-38-0-37.3. Oklahoma State-Cornelius, Taylor 26-44-2-33.6; Wallace, Tyran 1-1-0-minus 3.

RECEIVING: Missouri-Johnson, Johnat 9-185; Blanton, Kendal 4-35; Banister, Barre 3-37; Hall, Emanuel 2-72; Gicinto, Domini 2-30; Knox, Jalen 1-6; Badie, Tyler 1-5; Rountree, Larry 1-3. Oklahoma State-Johnson, Tyron 7-141; Wallace, Tyran 7-83; Stoner, Dillon 6-59; Hubbard, Chuba 3-37; Wolf, Landon 3-16; Cornelius, Taylor 1-minus 3.

INTERCEPTIONS: Missouri-Hilton, Cam 2-2. Oklahoma State-None.

FUMBLES: Missouri-Knox, Jalen 1-1; Badie, Tyler 1-0; Floyd, Richard 1-0. Oklahoma State-Cornelius, Taylor 1-0.



Oklahoma State	21
Texas A&M	24

HOUSTON (AP) — Kellen Mond ran for a career-high 117 yards and threw a touchdown pass as Texas A&M scored 24 straight points to overcome an early deficit and beat Oklahoma State 24-21 in the Texas Bowl.



Mond ran 67 yards to give the Aggies (8-5) a 21-14 lead early in the fourth quarter. Mond cut to the right to avoid a couple of defenders and outran everyone else. Tre Sterling had a shot to tackle him around the 25, but Mond ran away from his diving attempt.

The Cowboys (8-5) went for it on fourth-and-1 from the Texas A&M 34 on their next possession, but Spencer Sanders was stopped for no gain.

The Aggies added a 24-yard field goal to make it 24-14 with about three minutes to go.

Oklahoma State cut the lead to three on a touchdown reception by Braydon Johnson with about a minute left. The Cowboys attempted an onside kick, but A&M recovered it to secure the victory.

Chuba Hubbard, who finished the regular season as the nation's leading rusher, ran for 158 yards, and Johnson had 124 yards receiving and two touchdowns for the Cowboys.

Hubbard finished the season with 2,094 yards rushing to become the second player in school history to reach 2,000, joining Barry Sanders, who did it in 1988 when he won the Heisman Trophy. Sanders tweeted congratulations to Hubbard after he reached the mark and said: "I know the effort it takes to get there."

Score by Quarters	1	2	3	4	Score
Oklahoma State	14	0	0	7	21
Texas A&M	0	7	7	10	24

Scoring Plays

- 1st - 07:47 - OSU - Johnson,B. 42 yd pass from Brown,D. (Ammendola, kick)
- 1st - 01:33 - OSU - Brown, Dru 9 yd run (Ammendola, Matt kick),
- 2nd - 05:39 - TAMU - Isaiah Spiller 1 yd run (Seth Small kick)
- 3rd - 10:32 - TAMU - Ausbon 10 yd pass from Mond (Small kick)
- 4th - 10:45 - TAMU - Kellen Mond 67 yd run (Seth Small kick)
- 4th - 02:52 - TAMU - Seth Small 24 yd field goal
- 4th - 01:04 - OSU - Johnson,B., 5 yd pass from Brown, D. (Ammendola kick)

	OSU	TAMU
FIRST DOWNS	17	19
RUSHES-YARDS (NET)	31-150	41-248
PASSING YDS (NET)	184	95
Passes Att-Comp-Int	28-15-0	19-13-0
TOTAL OFFENSE PLAYS-YARDS	59-334	60-343
Fumble Returns-Yards	0-0	0-0
Punt Returns-Yards	0-0	1-3
Kickoff Returns-Yards	2-43	2-36
Interception Returns-Yards	0-0	0-0
Punts (Number-Avg)	5-36.4	4-38.8
Fumbles-Lost	0-0	2-2
Penalties-Yards	5-42	8-56
Possession Time	25:47	34:13
Third-Down Conversions	4 of 12	5 of 10
Fourth-Down Conversions	0 of 1	0 of 0
Red-Zone Scores-Chances	2-2	3-4
Sacks By: Number-Yards	1-6	4-30

RUSHING: Oklahoma State-Hubbard, Chuba 19-158; Sanders, Spencer 2-3; Brown, LD 1-minus 2; Brown, Dru 9-minus 9. Texas A&M-Kellen Mond 12-117; Isaiah Spiller 19-77; Ainius Smith 7-54; Quartney Davis 1-4; Team 2-minus 4.

PASSING: Oklahoma State-Brown, Dru 15-28-0-18.4. Texas A&M-Kellen Mond 13-19-0-9.5.

RECEIVING: Oklahoma State-Johnson, Braydon 5-124; Stoner, Dillon 3-1; McCray, Jordan 2-21; Hubbard, Chuba 2-15; Brown, LD 1-15; Woods, Jelani 1-4; Wolf, Landon 1-4. Texas A&M-Quartney Davis 6-48; Ainius Smith 2-13; Isaiah Spiller 2-minus 4; J Wydermyer 1-28; Jhamon Ausbon 1-10; Camron Buckley 1-0.

INTERCEPTIONS: Oklahoma State-None. Texas A&M-None.

FUMBLES: Oklahoma State-None. Texas A&M-Kellen Mond 2-2

Bowl Recaps

2020 Cheez-It Bowl December 29, 2020 | Orlando, Fla.

Oklahoma State 37
Miami (Fla.) 34

ORLANDO, Fla. (AP) — Oklahoma State went to the air early and often to finish its season on a high note.

Spencer Sanders threw for 305 yards and four touchdowns, and the Cowboys held off No. 18 Miami for a 37-34 victory in the 2020 Cheez-It Bowl.



Oklahoma State (8-3) called 15 consecutive pass plays to open the game and stormed out to a 21-0 lead. Sanders threw TD passes of 30 and 32 yards to Brennan Presley, and LD Brown had a 2-yard touchdown run.

“Our game plan going in was to try to offset some of the speed and strength they have in the front six,” Oklahoma State coach Mike Gundy said. “They are a fast, athletic team. We wanted to throw the ball 25 times in the first half.”

Sanders also led the Cowboys with 45 yards rushing and was named Most Valuable Player.

Presley caught a third touchdown pass in the fourth quarter to put Oklahoma State up 37-26. He finished with six receptions for 118 yards. Tay Martin had six catches for 73 yards, and Dillon Stoner also caught a touchdown pass.

Miami (8-3) got on the board in the second quarter when D’Eriq King threw a 10-yard touchdown pass to Brevin Jordan. But King left with a right knee injury with 4:06 remaining in the first half.

The Hurricanes rallied behind backup quarterback N’Kosi Perry, who threw for 228 yards and two touchdowns. Cam’Ron Harris’ 42-yard touchdown run made it 21-19 in the third quarter, but Jordan came up short on the 2-point conversion.

Perry’s 5-yard TD pass to Michael Harley helped the Hurricanes close to 37-34 with 5:39 left. But he misfired on six of his final nine passes, and his 6-yard pass to Michael Redding III was not enough to convert a fourth-and-9 with under two minutes remaining.

Oklahoma State wide receiver Tylan Wallace had six catches for 45 yards in just one half of action. That was the tentative plan, according to Gundy.

“We just talked with him and at some point we wanted to get some players in the game that were going to be here next year and we wanted to protect him,” Gundy said. “I’m not going to say that what happened with Miami’s quarterback didn’t have a little bit of effect on that.”

Score by Quarters	1	2	3	4	Score
Oklahoma State	21	0	3	13	37
Miami	0	10	9	15	34

Scoring Plays

1st - 11:39 - OSU - Presley, B 30 yd pass from Sanders, S (Pohl kick)
 1st - 05:25 - OSU - Brown, LD 2 yd run (Pohl, Brady kick)
 1st - 00:56 - OSU - Presley, B 32 yd pass from Sanders, S (Pohl kick)
 2nd - 14:14 - UM - Jordan, B 10 yd pass from King, D (Borregales, J kick)
 2nd - 03:55 - UM - Borregales, J 22 yd field goal
 3rd - 13:25 - UM - Borregales, J 40 yd field goal
 3rd - 08:45 - UM - Harris, C 42 yd run (Perry, N pass failed)
 3rd - 02:57 - OSU - Pohl, Brady 26 yd field goal
 4th - 14:19 - OSU - Stoner, Dillon 5 yd pass from Sanders, S (Pohl, B kick)
 4th - 12:03 - UM - Jordan, B 1 yd pass from Perry, N (Borregales, J kick)
 4th - 09:50 - OSU - Presley, B 16 yd pass from Sanders, S (Pohl kick failed)
 4th - 05:39 - UM - Harley, M 5 yd pass from Perry, N (Few, M rush)

	OSU	UM
FIRST DOWNS	29	27
RUSHES-YARDS (NET)	43-113	30-156
PASSING YDS (NET)	305	356
Passes Att-Comp-Int	40-27-0	48-30-0
TOTAL OFFENSE PLAYS-YARDS	83-418	78-512
Fumble Returns-Yards	0-0	0-0
Punt Returns-Yards	0-0	1-2
Kickoff Returns-Yards	2-37	5-104
Interception Returns-Yards	0-0	0-0
Punts (Number-Avg)	5-41.6	3-44.7
Fumbles-Lost	1-0	2-2
Penalties-Yards	9-81	8-76
Possession Time	33:49	26:11
Third-Down Conversions	6 of 15	4 of 14
Fourth-Down Conversions	1 of 1	3 of 5
Red-Zone Scores-Chances	4-5	4-4
Sacks By: Number-Yards	1-7	2-15

RUSHING: Oklahoma State-Sanders, Spencer 13-45; Brown, LD 12-42; Jackson, Dezmon 7-21; Richardson, D. 7-14; Presley, B, 1-6; TEAM 3-minus 15. Miami-Harris, C 6-52; Chaney, D 6-50; King, D 8-18; Harley, M 2-13; Pope, M 1-12; Perry, N 6-10; Jordan, B 1-1.

PASSING: Oklahoma State-Sanders, Spencer 27-40-0-305. Miami-Perry, N 19-34-0-228; King, D 10-13-0-113; Jordan, B 1-1-0-15.

RECEIVING: Oklahoma State-Presley, B, 6-118; Martin, Tay 6-73; Wallace, Tylan 6-45; Stoner, Dillon 5-43; Wolf, Landon 3-28; Brown, LD 1-minus 2. Miami-Jordan, B 8-96; Harley, M 8-69; Mallory, W 4-67; Chaney, D 3-44; Harris, C 2-38; Pope, M 2-14; King, D 1-15; Wiggins, D 1-7; Redding, M 1-6.

INTERCEPTIONS: Oklahoma State-None. Miami-None.

FUMBLES: Oklahoma State-Sanders, Spencer 1-0. Miami-Harley, M 1-1; Perry, N 1-1.



Brennan Presley scored three touchdowns in the 2020 Cheez-It Bowl.

Bowl Records - Team

Total Points Scored

1.	62	1988 Holiday
2.	58	2013 Heart of Dallas
3.	49	2007 Insight
4.	41	2012 Fiesta
5.	38	2018 Liberty
	38	2016 Alamo
7.	37	2020 Cheez-It
8.	36	2010 Alamo
9.	35	1987 Sun
10.	34	2006 Independence

Margin of Victory

1.	48	1988 Holiday
2.	44	2013 Heart of Dallas
3.	30	2016 Alamo
4.	26	2010 Alamo
5.	16	2007 Insight
6.	10	1983 Bluebonnet
	10	2002 Houston
8.	9	2017 Camping World
9.	8	2015 Cactus
10.	7	1984 Gator

Points in a Half

	Pts.	Bowl	Half
1.	45	1988 Holiday	2nd
2.	35	2007 Insight	1st
3.	30	2013 H. of Dallas	2nd
4.	28	2013 H. of Dallas	1st
5.	24	2018 Liberty	1st
	24	2015 Cactus	1st
	24	2014 Cotton	2nd
	24	2006 Indep.	1st
	24	1983 Bluebonnet	1st
10.	23	2010 Alamo	1st
	23	1985 Gator	2nd

Points in a Quarter

	Pts.	Bowl	Qtr
1.	28	1988 Holiday	3rd
2.	21	2020 Cheez-It	1st
	21	2007 Insight	1st
	21	2012 Fiesta	2nd
	21	2018 Liberty	3rd
6.	18	1983 Bluebonnet	2nd
7.	17	1988 Holiday	4th
	17	1985 Gator	3rd
	17	2006 Indep.	2nd
	17	2008 Holiday	1st
	17	2010 Alamo	1st
	17	2013 H. of Dallas	3rd
	17	2014 Cotton	4th

Touchdowns Scored

1.	8	1988 Holiday
2.	7	2013 Heart of Dallas
	7	1974 Fiesta
	7	2007 Insight
5.	5	2020 Cheez-It
	5	2016 Alamo
	5	2012 Fiesta
	5	1987 Sun
9.	4	2014 Cotton
	4	2018 Liberty

4	2010 Alamo
4	2008 Holiday
4	2006 Independence
4	2004 Cotton

First Downs

1.	34	1988 Holiday
2.	29	2020 Cheez-It
	29	2007 Insight
4.	28	2013 Heart of Dallas
5.	27	2008 Holiday
	27	2018 Liberty
7.	26	2014 Cotton
8.	24	1997 Alamo
	24	2016 Alamo
	24	2017 Camping World

Total Offense Yards

1.	698	1988 Holiday
2.	548	2014 Cotton
3.	527	2016 Alamo
4.	524	2013 Heart of Dallas
5.	513	2007 Insight
6.	504	2002 Houston
7.	502	2018 Liberty
8.	488	2017 Camping World
9.	473	2015 Cactus
10.	469	2008 Holiday

Rushing Attempts

1.	51	1988 Holiday
2.	49	2015 Cactus
	49	2007 Insight
4.	47	1987 Sun
5.	45	1983 Bluebonnet
6.	43	2020 Cheez-It
	43	1984 Gator
8.	41	2016 Alamo
	41	2013 Heart of Dallas
	41	2006 Independence

Rushing Yards

1.	328	1988 Holiday
2.	227	2013 Heart of Dallas
3.	225	2007 Insight
4.	220	2006 Independence
5.	216	2002 Houston
6.	203	2014 Cotton
7.	199	2016 Alamo
8.	194	1997 Alamo
	194	1987 Sun
10.	190	1983 Bluebonnet

Yards Per Rush

1.	5.2	2013 Heart of Dallas
2.	5.1	2006 Independence
3.	5.0	2010 Cotton
	5.0	2004 Alamo
5.	4.8	2019 Texas
	4.8	2018 Liberty
7.	4.6	2016 Alamo
8.	4.4	2014 Cotton
9.	4.3	2017 Camping World
	4.3	2007 Insight

Rushing Touchdowns

1.	6	1974 Fiesta
	6	1988 Holiday
3.	4	2007 Insight
4.	3	1987 Sun
	3	2004 Cotton
	3	2006 Independence
	3	2008 Holiday
8.	2	1981 Independence
	2	2014 Cotton
	2	2012 Fiesta
	2	2016 Sugar
	2	2016 Alamo

Total Offense Plays

1.	96	2014 Cotton
2.	88	2008 Holiday
3.	85	1984 Gator
4.	83	2020 Cheez-It
	83	2007 Insight
6.	80	2018 Liberty
	80	1988 Sun
	80	1974 Fiesta
9.	79	1985 Gator
	79	1981 Holiday

Avg. Gain Per Play

1.	8.7	1988 Holiday
2.	7.6	2017 Camping World
3.	7.2	2012 Fiesta
4.	7.1	2016 Alamo
5.	7.0	2013 Heart of Dallas
6.	6.9	2002 Houston
7.	6.3	2018 Liberty
8.	6.2	2007 Insight
	6.2	2015 Cactus
10.	6.0	2004 Cotton

Fumbles

1.	5	2010 Cotton
2.	4	1974 Fiesta
3.	3	2018 Liberty
	3	2006 Independence
	3	2007 Insight
	3	1981 Independence
7.	2	2016 Sugar
	2	2015 Cactus
	2	2014 Cotton
	2	1997 Alamo
	2	1984 Gator

Fumbles Lost

1.	3	2010 Cotton
2.	2	1974 Fiesta
3.	1	Several times

Penalties

1.	10	2014 Cotton
	10	2002 Houston
	10	2007 Insight
4.	9	2020 Cheez-It
	9	2006 Independence
6.	8	1997 Alamo
7.	7	2018 Liberty
	7	2016 Sugar

7	2015 Cactus
7	2013 Heart of Dallas
7	1974 Fiesta

Penalty Yards

1.	103	2007 Insight
2.	100	2014 Cotton
3.	97	2002 Houston
4.	81	2020 Cheez-It
5.	77	2016 Sugar
	77	2006 Independence
7.	76	2018 Liberty
8.	70	1997 Alamo
9.	66	2010 Alamo
10.	62	2013 Heart of Dallas
	62	2010 Cotton

Passes Intercepted

1.	4	2010 Cotton
2.	3	1997 Alamo
	3	2010 Alamo
4.	2	1983 Bluebonnet
	2	1988 Holiday
	2	2013 Heart of Dallas
	2	2018 Liberty
8.	1	Several times

Most Time of Possession

	Time	Bowl
1.	36:26	2008 Holiday
2.	35:45	2015 Cactus
3.	34:28	1984 Gator
4.	34:25	1997 Alamo
5.	33:49	2020 Cheez-It
6.	32:24	2016 Alamo
7.	31:53	2016 Sugar
8.	31:52	2007 Insight
9.	31:49	1985 Gator
10.	29:28	2002 Houston

Least Time of Possession

	Time	Bowl
1.	18:13	2012 Fiesta
2.	21:47	2017 Camping World
3.	22:29	2010 Alamo
4.	23:53	1981 Independence
5.	25:09	2004 Alamo
6.	25:23	2010 Cotton
7.	25:47	2019 Texas
8.	27:08	2013 Heart of Dallas
9.	27:31	1987 Sun
10.	27:35	2018 Liberty

Third-Down Pct. (min. 5 attempts)

	Pct.	Bowl
1.	81.2	1988 Holiday
2.	64.3	2018 Liberty
3.	60.0	1987 Sun
4.	53.8	2007 Insight
5.	50.0	2016 Alamo
	50.0	1984 Gator
7.	40.9	2014 Cotton
8.	40.0	2020 Cheez-It
9.	38.5	2006 Independence
	38.5	2004 Cotton

Sacks By

1.	7	1988 Holiday
2.	5	2010 Alamo
3.	4	2002 Houston
4.	3	1981 Independence
	3	2010 Cotton
	3	2013 Heart of Dallas
	3	2016 Alamo
8.	2	1985 Gator
	2	2006 Independence
	2	2008 Holiday
	2	2014 Cotton
	2	2012 Fiesta
	2	2015 Cactus
	2	2016 Sugar
	2	2017 Camping World

Field Goals Made

1.	4	2002 Houston
2.	3	2017 Camping World
	3	2015 Cactus
	3	2013 Heart of Dallas
	3	2010 Alamo
6.	2	2016 Sugar
	2	2012 Fiesta
	2	2006 Independence
	2	1988 Holiday
10.	1	2020 Cheez-It
	1	2018 Liberty
	1	2016 Alamo
	1	2014 Cotton
	1	2008 Holiday
	1	1983 Bluebonnet
	1	1981 Independence

Points off Turnovers

1.	24	2013 Heart of Dallas
2.	16	2010 Alamo
3.	10	2014 Cotton
4.	7	2020 Cheez-It
	7	2004 Cotton
	7	1974/1976?
	7	2006 Independence
	7	2010 Cotton
9.	3	2012 Fiesta
	3	2015 Cactus
	3	2017 Camping World



Bowl Records - Individual

Offense

Points Scored

1.	30	Barry Sanders	Jr.	RB	1988 Holiday
2.	24	Thurman Thomas	Sr.	RB	1987 Sun
	24	Terry Miller	Jr.	RB	1976 Tangerine
4.	18	Brennan Presley	Fr.	WR	2020 Cheez-It
	18	Justin Blackmon	Jr.	WR	2012 Fiesta
6.	16	Quinn Sharp	Sr.	PK	2012 Heart of Dallas
7.	15	Luke Phillips	Jr.	PK	2002 Houston
8.	14	Cary Blanchard	So.	PK	1988 Holiday
	14	Duane Wood	Sr.	HB	1958 Bluegrass
10.	12	By several			

Touchdowns Scored

1.	5	Barry Sanders	Jr.	RB	1988 Holiday
2.	4	Thurmon Thomas	Sr.	RB	1987 Sun
3.	3	Brennan Presley	Fr.	WR	2020 Cheez-It
	3	Terry Miller	Jr.	RB	1976 Tangerine
	3	Justin Blackmon	Jr.	WR	2012 Fiesta
6.	2	Braydon Johnson	So.	WR	2019 Texas
	2	Tyron Johnson	Jr.	WR	2018 Liberty
	2	J.W. Walsh	Sr.	QB	2016 Sugar
	2	Justin Blackmon	So.	WR	2010 Alamo
	2	Kendall Hunter	So.	RB	2008 Holiday
	2	Dez Bryant	Fr.	WR	2007 Insight
	2	Zac Robinson	So.	QB	2007 Insight
	2	Keith Toston	Fr.	RB	2006 Independence
	2	Vernard Morency	So.	HB	2004 Cotton

Rushing Attempts

1.	33	Thurman Thomas	Sr.	1987 Sun
2.	32	Desmond Roland	Sr.	2015 Cactus
	32	Thurman Thomas	Fr.	1984 Gator
4.	29	Barry Sanders	Jr.	1988 Holiday
5.	27	Ernest Anderson	Sr.	1983 Bluebonnet
6.	26	Forrest Campbell	Jr.	1958 Bluegrass
	26	Thurman Thomas	So.	1985 Gator
8.	25	Bob Fenimore	Sr.	1946 Sugar
9.	23	Terry Miller	Jr.	1976 Tangerine
	23	Dantrell Savage	Sr.	2007 Insight
	23	Justice Hill	So.	2017 Camping World

Rushing Yards

1.	222	Barry Sanders	Jr.	1988 Holiday
2.	178	Bob Fenimore	Jr.	1945 Cotton
3.	173	Terry Miller	Jr.	1976 Tangerine
4.	160	Tatum Bell	Jr.	2002 Houston
5.	158	Chuba Hubbard	So.	2019 Texas
6.	157	Thurman Thomas	Sr.	1987 Sun
7.	155	Thurman Thomas	Fr.	1984 Gator
8.	145	Chuba Hubbard	Fr.	2018 Liberty
9.	143	Ernest Anderson	Sr.	1983 Bluebonnet
10.	130	Forrest Campbell	Jr.	1958 Bluegrass

Rushing Touchdowns

1.	5	Barry Sanders	Jr.	1988 Holiday	
2.	4	Terry Miller	Jr.	1976 Tangerine	
	4	Thurman Thomas	Sr.	1987 Sun	
4.	2	Bob Fenimore	Jr.	1945 Cotton	
	2	Bob Fenimore	Sr.	1946 Sugar	
	2	Vernard Morency	So.	2004 Cotton	
	2	Keith Toston	Fr.	2006 Independence	
	2	Zac Robinson	So.	2007 Insight	
	2	Kendall Hunter	So.	2008 Holiday	
10.	1	By several			

Longest Rush

1.	88	Tatum Bell	Jr.	2002 Houston
2.	78	Terry Miller	Jr.	1976 Tangerine
3.	67	Barry Sanders	Jr.	1988 Holiday
4.	46	Kendall Hunter	Jr.	2010 Cotton
5.	42	Chuba Hubbard	So.	2019 Texas
6.	39	Ernest Anderson	Sr.	1983 Bluebonnet
7.	37	Chuba Hubbard	So.	2019 Texas
	37	Justice Hill	Fr.	2016 Alamo
9.	33	Chuba Hubbard	Fr.	2018 Liberty
10.	31	Justice Hill	So.	2017 Camping World

Yards Per Rush (min. 10 att.)

1.	12.3	Tatum Bell	Jr.	2002 Houston
2.	8.5	Bob Fenimore	Jr.	1945 Cotton
3.	8.3	Chuba Hubbard	So.	2019 Texas
4.	8.1	Chuba Hubbard	Fr.	2018 Liberty
5.	7.7	Barry Sanders	Jr.	1988 Holiday
6.	7.5	Terry Miller	Jr.	1976 Tangerine
	7.5	Jamaal Fobbs	Fr.	1997 Alamo
8.	7.4	J.W. Walsh	Sr.	2016 Sugar
9.	6.0	Donovan Woods	Fr.	2004 Alamo
10.	5.9	Dantrell Savage	Jr.	2006 Independence

Passes Attempted

1.	57	Clint Chelf	Sr.	2014 Cotton
2.	50	Zac Robinson	Jr.	2008 Holiday
3.	44	Taylor Cornelius	Sr.	2018 Liberty
4.	43	Brandon Weeden	Sr.	2012 Fiesta
	43	Ronnie Williams	So.	1985 Gator
6.	41	Brandon Weeden	Jr.	2010 Alamo
	41	Rusty Hilger	Sr.	1984 Gator
8.	40	Spencer Sanders	So.	2020 Cheez-It
	40	Josh Fields	Jr.	2002 Houston
10.	35	Rusty Hilger	So.	1981 Independence

Passes Completed

1.	33	Clint Chelf	Sr.	2014 Cotton
2.	30	Brandon Weeden	Sr.	2012 Fiesta
3.	27	Spencer Sanders	So.	2020 Cheez-It
	27	Zac Robinson	Jr.	2008 Holiday
5.	26	Taylor Cornelius	Sr.	2018 Liberty
6.	25	Brandon Weeden	Jr.	2010 Alamo
7.	24	Zac Robinson	So.	2007 Insight
	24	Rusty Hilger	Sr.	1984 Gator
9.	22	Mason Rudolph	Jr.	2016 Alamo
10.	21	Mason Rudolph	Sr.	2017 Camping World
	21	Josh Fields	Jr.	2004 Cotton
	21	Josh Fields	Fr.	2002 Houston
	21	Ronnie Williams	So.	1985 Gator

Passing Yards

1.	399	Brandon Weeden	Sr.	2012 Fiesta
2.	377	Clint Chelf	Sr.	2014 Cotton
3.	351	Mason Rudolph	Sr.	2017 Camping World
4.	336	Taylor Cornelius	Sr.	2018 Liberty
5.	329	Zac Robinson	Jr.	2008 Holiday
6.	315	Mike Gundy	Jr.	1988 Holiday
7.	314	Mason Rudolph	Jr.	2016 Alamo
8.	310	Josh Fields	So.	2002 Houston
9.	307	Josh Fields	Jr.	2004 Cotton
10.	305	Spencer Sanders	So.	2020 Cheez-It

Passing Touchdowns

1.	4	Spencer Sanders	So.	2020 Cheez-It
4	4	Taylor Cornelius	Sr.	2018 Liberty
3.	3	Mason Rudolph	Jr.	2016 Alamo
	3	Clint Chelf	Jr.	2013 Heart of Dallas
	3	Brandon Weeden	Sr.	2012 Fiesta
	3	Zac Robinson	So.	2007 Insight
7.	2	Dru Brown	Sr.	2019 Texas
	2	Mason Rudolph	Sr.	2017 Camping World
	2	Mason Rudolph	Fr.	2015 Cactus
	2	Clint Chelf	Sr.	2014 Cotton
	2	J.W. Walsh	Fr.	2013 Heart of Dallas
	2	Brandon Weeden	Jr.	2010 Alamo
	2	Josh Fields	Fr.	2002 Houston
	2	Ronnie Williams	So.	1985 Gator
	2	Rusty Hilger	Jr.	1983 Bluebonnet
	2	Mike Gundy	Jr.	1988 Holiday

Longest Pass

1.	71	Brandon Weeden	Jr.	2010 Alamo
2.	67	Brandon Weeden	Sr.	2012 Fiesta
3.	65	Mason Rudolph	Sr.	2017 Camping World
4.	57	Dru Brown	Sr.	2019 Texas
5.	51	Josh Fields	Fr.	2002 Houston
6.	48	Mason Rudolph	Fr.	2015 Cactus
7.	46	Taylor Cornelius	Sr.	2018 Liberty
	46	Mason Rudolph	Jr.	2016 Alamo
9.	44	Josh Fields	Jr.	2004 Cotton
10.	42	Dru Brown	Sr.	2019 Texas
	42	Mike Gundy	Jr.	1988 Holiday

Passes Had Intercepted

1.	4	Zac Robinson	Sr.	2010 Cotton
2.	2	Taylor Cornelius	Sr.	2018 Liberty
	2	Clint Chelf	Sr.	2014 Cotton
	2	Zac Robinson	Jr.	2008 Holiday
	2	Tony Lindsay	Fr.	1997 Alamo
	2	Ronnie Williams	So.	1985 Gator
	2	Mike Gundy	So.	1987 Sun
8.	1	By several		

Pass Completion Pct. (min. 20 attempts)

1.	83.3	Mike Gundy	Jr.	1988 Holiday
2.	77.3	Clint Chelf	Jr.	2013 Heart of Dallas
3.	70.6	Zac Robinson	So.	2007 Insight
4.	69.8	Brandon Weeden	Sr.	2012 Fiesta
5.	68.8	Mason Rudolph	Jr.	2016 Alamo
6.	67.5	Spencer Sanders	So.	2020 Cheez-It
7.	65.6	Mason Rudolph	Sr.	2017 Camping World
8.	65.4	Mason Rudolph	Fr.	2015 Cactus
9.	63.6	Josh Fields	Jr.	2004 Cotton
10.	61.0	Brandon Weeden	Jr.	2010 Alamo

Receptions

1.	13	Dez Bryant	So.	2008 Holiday
2.	11	Rashaun Woods	Sr.	2004 Cotton
3.	10	Hart Lee Dykes	Sr.	1988 Holiday
4.	9	James Washington	Jr.	2016 Alamo
	9	Justin Blackmon	Jr.	2012 Fiesta
	9	Justin Blackmon	So.	2010 Alamo
	9	Rashaun Woods	Jr.	2002 Houston
	9	Dez Bryant	Fr.	2007 Insight
	9	Josh Stewart	Jr.	2014 Cotton
8	8	Hart Lee Dykes	Fr.	1985 Gator
8	8	Barry Hanna	Sr.	1984 Gator

Bowl Records - Individual

Receiving Yards

1.	223	Rashaun Woods	Sr.	2004 Cotton
2.	186	Justin Blackmon	Jr.	2012 Fiesta
3.	171	James Washington	Jr.	2016 Alamo
4.	167	Dez Bryant	So.	2008 Holiday
5.	164	Rashaun Woods	Jr.	2002 Houston
6.	163	Hart Lee Dykes	Sr.	1988 Holiday
7.	141	Tyron Johnson	Jr.	2018 Liberty
8.	126	James Washington	Sr.	2017 Camping World
9.	124	Braydon Johnson	So.	2019 Texas
10.	118	Brennan Presley	Fr.	2020 Cheez-It

Touchdown Receptions

1.	3	Brennan Presley	Fr.	2020 Cheez-It
	3	Justin Blackmon	Jr.	2012 Fiesta
2.	2	Braydon Johnson	So.	2019 Texas
	2	Tyron Johnson	So.	2018 Liberty
	2	Justin Blackmon	So.	2010 Alamo
5.	1	By several		

Longest Reception

1.	71	Justin Blackmon	So.	2010 Alamo
2.	67	Justin Blackmon	Jr.	2012 Fiesta
3.	65	James Washington	Sr.	2017 Camping World
4.	57	Braydon Johnson	So.	2019 Texas
5.	51	Rashaun Woods	Jr.	2002 Houston
6.	48	James Castleman	Sr.	2015 Cactus
7.	47	Brandon Shepherd	Jr.	2015 Cactus
8.	46	James Washington	Jr.	2016 Alamo
	46	Tyron Johnson	Jr.	2018 Liberty
10.	44	Rashaun Woods	Sr.	2004 Cotton
	44	Hart Lee Dykes	Jr.	1987 Sun

Defense

Total Tackles

1.	14	Orie Lemon	Sr.	2010 Alamo
	14	Matt Monger	Sr.	1984 Gator Bowl
	14	Matt Monger	Jr.	1983 Bluebonnet
4.	13	Tre Sterling	Jr.	2020 Cheez-It
	13	Donald Booker	Sr.	2010 Cotton
6.	12	Amen Ogbongbemiga	Jr.	2019 Texas
	12	Tre Flowers	Sr.	2017 Camping World
	12	Alex Elkins	Jr.	2012 Fiesta
	12	Leslie O'Neal	Jr.	1984 Gator Bowl
10.	11	Jeremy Nethon	Jr.	2006 Independence

Quarterback Sacks

1.	3.0	Kevin Williams	Sr.	2002 Houston
2.	2.5	Ugo Chinasa	Jr.	2010 Cotton
3.	2.0	Tyler Johnson	Jr.	2013 Heart of Dallas
	2.0	Matt Monger	Jr.	1983 Bluebonnet
5.	1.5	Richetti Jones	Jr.	2010 Alamo
	1.5	Sim Drain III	Jr.	1988 Holiday
7.	1.0	Amen Ogbongbemiga	Jr.	2019 Texas
	1.0	Vincent Taylor	So.	2016 Sugar

Tackles For Loss

1.	4.0	Kevin Williams	Sr.	2002 Houston
2.	3.0	Jimmy Bean	So.	2014 Cotton
	3.0	Richetti Jones	Jr.	2010 Alamo
	3.0	Patrick Lavine	Jr.	2008 Holiday
5.	2.5	Tre Sterling	Jr.	2020 Cheez-It
	2.5	Ugo Chinasa	Jr.	2010 Cotton
7.	2.0	Josh Furman	Sr.	2015 Cactus
	2.0	Calvin Barnett	Sr.	2014 Cotton
	2.0	Tyler Johnson	Jr.	2013 Heart of Dallas
	2.0	Brodrick Brown	Sr.	2013 Heart of Dallas
	2.0	Jamie Blatnick	Sr.	2012 Fiesta
	2.0	Ugo Chinasa	Sr.	2010 Alamo

2.0	Patrick Lavine	Sr.	2010 Cotton
2.0	Marque Fountain	Sr.	2007 Insight
2.0	Clay Coe	So.	2002 Houston
2.0	Rodney Harding	Sr.	1984 Gator
2.0	Matt Monger	Jr.	1983 Bluebonnet

Fumbles Forced

1.	2	Tyler Johnson	Jr.	2013 Heart of Dallas
2.	1	Leslie O'Neal	Jr.	1984 Gator
	1	Jon Holland	Sr.	2004 Alamo
	1	Martel Van Zant	Jr.	2006 Independence
	1	Justin Gilbert	Jr.	2013 Heart of Dallas
	1	Lyndell Johnson	So.	2013 Heart of Dallas
	1	Seth Jacobs	So.	2015 Cactus
	1	Justin Phillips	So.	2016 Alamo
	1	K. Edison-Mcgruder	Sr.	2018 Liberty
	1	A.J. Green	Jr.	2018 Liberty
	1	Trace Ford	Fr.	2019 Texas

Fumbles Recovered

1.	3	Rodney Harding	Sr.	1984 Gator
2.	1	Thomas Harper	So.	2020 Cheez-It
	1	Brock Martin	Jr.	2020 Cheez-It
	1	Ricky Adams	Jr.	1984 Gator
	1	Jamie Thompson	Jr.	2004 Alamo
	1	Victor DeGrate	Sr.	2006 Independence
	1	Ricky Price	Jr.	2008 Holiday
	1	Jermiah Price	Sr.	2010 Cotton
	1	Markelle Martin	Sr.	2012 Fiesta
	1	Daytawion Lowe	Jr.	2013 Heart of Dallas
	1	Brodrick Brown	Sr.	2013 Heart of Dallas
	1	Joe Mitchell	Jr.	2013 Heart of Dallas
	1	Ryan Simmons	So.	2014 Cotton
	1	James Castleman	Jr.	2014 Cotton
	1	Justin Phillips	Sr.	2018 Liberty
	1	Amen Ogbongbemiga	Jr.	2019 Texas
	1	Israel Antwine	So.	2019 Texas

Interceptions

1.	2	Andre Sexton	Sr.	2010 Cotton
2.	1	By several		

Pass Breakups


1.	3	R.W. McQuarters	Jr.	1997 Alamo
	3	Darrent Williams	So.	2002 Houston
	3	Daytawion Lowe	Sr.	2014 Cotton
4.	2	Christian Holmes	Sr.	2020 Cheez-It
	2	Thomas Harper	So.	2020 Cheez-It
	2	Mark Moore	So.	1984 Gator
	2	Kevin Williams	Sr.	1997 Alamo
	2	Markelle Martin	Jr.	2010 Alamo
	2	Ramon Richards	Fr.	2015 Cactus
	2	Ramon Richards	Sr.	2017 Camping World

Kicks Blocked

1.	1	Mike Scott	Jr.	2018 Liberty
	1	Perrish Cox	Jr.	2008 Holiday

Quarterback Hurries

1.	2	Trace Ford	Fr.	2019 Texas
	2	Trey Carter	Jr.	2017 Camping World
	2	Jarrell Owens	So.	2016 Alamo
	2	Ashton Lampkin	Sr.	2016 Alamo
5.	1	By several		



Kevin Williams had three sacks and four tackles for loss in the 2002 Houston Bowl.

Bowl Records - Individual

Special Teams

Punt Attempts

1.	8	Kip Smith	Sr.	2014 Cotton
	8	Quinn Sharp	Fr.	2010 Cotton
3.	7	Zach Sinor	Fr.	2016 Sugar
	7	Cole Farden	Sr.	2004 Alamo
	7	Rich Thompson	So.	1985 Gator
6.	6	John Conway	Sr.	1983 Bluebonnet
	6	J.T. Neal	Sr.	1981 Independence
8.	5	By several		

Yards Per Punt (min. 3 punts)

1.	52.7	Quinn Sharp	Sr.	2013 Heart of Dallas
2.	50.2	Quinn Sharp	Fr.	2010 Cotton
3.	47.8	Zach Sinor	So.	2016 Alamo
4.	47.7	Matt Hockett	Sr.	2018 Liberty
5.	44.8	Jason Davis	Sr.	1997 Alamo
6.	43.4	Quinn Sharp	Jr.	2012 Fiesta
7.	41.9	Cole Farden	Sr.	2004 Alamo
8.	41.6	Tom Hutton	So.	2020 Cheez-It
9.	41.5	Cole Farden	So.	2002 Houston
10.	40.8	Cliff Parsley	So.	1974 Fiesta

Longest Punt

1.	65	Quinn Sharp	Sr.	2013 Heart of Dallas
2.	63	Quinn Sharp	Fr.	2010 Cotton
3.	62	Cole Farden	Sr.	2004 Alamo
4.	56	Cary Cooper	Sr.	1987 Sun
5.	55	Tom Hutton	So.	2020 Cheez-It
	55	Zach Sinor	Fr.	2016 Sugar
	55	Cliff Parsley	So.	1974 Fiesta
8.	54	Matt Hockett	Sr.	2018 Liberty
	54	Zach Sinor	So.	2016 Alamo
	54	Jason Davis	Sr.	1997 Alamo
	54	John Conway	Sr.	1983 Bluebonnet
	54	J.T. Neal	Sr.	1981 Holiday

Punts Downed Inside the 20

1.	4	Kip Smith	Sr.	2015 Cactus
	4	Quinn Sharp	Fr.	2010 Cotton
3.	3	Zach Sinor	So.	2016 Alamo
	3	Zach Sinor	Fr.	2016 Sugar
	3	Quinn Sharp	Sr.	2013 Heart of Dallas
6.	2	Tom Hutton	So.	2020 Cheez-It
	2	Tom Hutton	Fr.	2019 Texas
	2	Kip Smith	Jr.	2014 Cotton
	2	Quinn Sharp	Jr.	2012 Fiesta
	2	Matt Fodge	So.	2006 Independence

Punts Returned

1.	4	T. Davis-Bryant	Sr.	2002 Houston
2.	3	Barry Sanders	So.	1987 Sun
3.	2	Dillon Stoner	Fr.	2017 Camping World
	2	Jalen McCleskey	Fr.	2016 Sugar
	2	Josh Stewart	Jr.	2014 Cotton
	2	Josh Stewart	So.	2013 Heart of Dallas
	2	Josh Cooper	Sr.	2012 Fiesta
	2	Dez Bryant	Fr.	2007 Insight
	2	Tommy Devereaux	Jr.	2006 Independence
	2	Prentiss Elliot	Fr.	2004 Alamo
	2	Bobby Riley	Jr.	1985 Gator
	2	Malcom Lewis	Fr.	1983 Bluebonnet
	2	Barry Sanders	Jr.	1988 Holiday

Longest Punt Return

1.	64	Josh Stewart	So.	2013 Heart of Dallas
2.	19	Josh Cooper	So.	2010 Cotton
3.	15	Gabe Lindsay	Sr.	2004 Cotton
4.	14	T. Davis-Bryant	Sr.	2002 Houston
5.	13	Barry Sanders	Jr.	1988 Holiday
6.	12	Charlie Moore	Sr.	2014 Cotton
	12	Barry Sanders	So.	1987 Sun
8.	11	Bobby Riley	Jr.	1985 Gator
9.	10	Chris Massey	Sr.	2002 Houston
10.	9	Josh Cooper	Sr.	2012 Fiesta
	9	Dez Bryant	Fr.	2007 Insight
	9	Malcom Lewis	Fr.	1983 Bluebonnet

Punt Return Touchdowns

1. N/A

Kickoffs Returned

1.	6	Grant Jones	Sr.	2006 Independence
2.	4	Brandon Shepherd	Jr.	2015 Cactus
	4	Justin Gilbert	So.	2012 Fiesta
	4	Bobby Riley	Jr.	1985 Gator
5.	3	Justin Gilbert	Fr.	2010 Alamo
	3	Victor Johnson	Fr.	2008 Holiday
	3	Al'Darius Thompson	So.	2007 Insight
	3	Perrish Cox	So.	2007 Insight
	3	Robert Jones	Jr.	2004 Cotton
	3	Chris Massey	Sr.	2002 Houston
	3	Terry Miller	Jr.	1976 Tangerine

Longest Kickoff Return

1.	50	Justin Gilbert	So.	2012 Fiesta
2.	47	Chris Massey	Sr.	2002 Houston
3.	43	Perrish Cox	Jr.	2008 Holiday
4.	38	Braydon Johnson	So.	2019 Texas
5.	31	Brandon Sheperd	Jr.	2015 Cactus
6.	30	Terry Miller	Jr.	1976 Tangerine
7.	29	Grant Jones	Sr.	2006 Independence
8.	28	Barry Sanders	So.	1987 Sun
9.	27	Al'Darius Thompson	So.	2007 Insight
10.	26	Brandon Sheperd	Fr.	2013 Heart of Dallas
	26	Justin Gilbert	Fr.	2010 Alamo
	26	T. Davis-Bryant	Sr.	2002 Houston

Kickoff Return Touchdowns

1. N/A

Field Goals Made

1.	4	Luke Phillips	Jr.	2002 Houston
2.	3	Ben Grogan	So.	2015 Cactus
	3	Dan Bailey	Sr.	2010 Alamo
	3	Quinn Sharp	Sr.	2013 Heart of Dallas
	3	Matt Ammendola	So.	2017 Camping World
6.	2	Ben Grogan	Fr.	2014 Sugar
	2	Quinn Sharp	Jr.	2012 Fiesta
	2	Jason Ricks	So.	2006 Independence
	2	Cary Blanchard	So.	1988 Sun
10.	1	By several		

Field Goals Attempted

1.	5	Luke Phillips	Jr.	2002 Houston
2.	4	Ben Grogan	So.	2015 Cactus
3.	3	Cary Blanchard	So.	1988 Sun
	3	Dan Bailey	Sr.	2010 Alamo
	3	Quinn Sharp	Sr.	2013 Heart of Dallas
	3	Matt Ammendola	So.	2017 Camping World
7.	2	By several		

Longest Field Goals

1.	52	Luke Phillips	Jr.	2002 Houston
2.	50	Dan Bailey	Sr.	2010 Alamo
3.	46	Luke Phillips	Jr.	2002 Houston
4.	45	Dan Bailey	So.	2008 Holiday
5.	44	Dan Bailey	Sr.	2010 Alamo
	44	Larry Roach	Jr.	1983 Bluebonnet
7.	42	Quinn Sharp	Sr.	2013 Heart of Dallas
	42	Larry Roach	Fr.	1981 Holiday
9.	40	Ben Grogan	So.	2015 Cactus
	40	Dan Bailey	Sr.	2010 Alamo



Josh Stewart