



OKLAHOMA STATE COWGIRLS

COMMUNICATIONS CONTACT: ANDY CHENG (ANDY.CHENG@OKSTATE.EDU)

MIZUNO CLASSIC

March 6 - March 8 | Stillwater, Oklahoma

TV INFO: ESPN+

RADIO INFO: No radio broadcast available

STAT INFO: okstate.statbroadcast.com

OKLAHOMA STATE SCHEDULE/RESULTS

DATE	OPPONENT	LOCATION/RESULTS
Feb. 7	at LSU !	L, 0-1
Feb. 8	Florida A&M !	W, 21-0
Feb. 8	at LSU !	L, 2-3
Feb. 9	Florida A&M !	W, 6-2
Feb. 13	Virginia Tech #	W, 14-6
Feb. 13	South Florida #	W, 5-1
Feb. 14	Minnesota #	W, 2-0
Feb. 14	Missouri #	L, 2-3
Feb. 15	Alabama #	W, 4-1
Feb. 16	Team USA # (Exhibition)	L, 0-4
Feb. 21	Ole Miss ^	L, 5-8
Feb. 21	Louisiana ^	W, 1-0
Feb. 22	Louisiana ^	L, 2-3
Feb. 22	at UA Birmingham ^	W, 3-0
FEB. 22	UI CHICAGO *	W, 8-0
FEB. 28	LOUISVILLE *	W, 3-0
FEB. 29	LOUISVILLE *	W, 2-1
FEB. 29	OREGON *	W, 5-4
MAR. 1	DRAKE *	W, 5-0
MAR. 6	MISSOURI STATE \$	STILLWATER, OKLA.
MAR. 6	MURRAY STATE \$	STILLWATER, OKLA.
MAR. 7	MERCER \$	STILLWATER, OKLA.
MAR. 7	UTAH \$	STILLWATER, OKLA.
MAR. 8	MISSOURI STATE \$	STILLWATER, OKLA.
MAR. 11	WICHITA STATE	STILLWATER, OKLA.
MAR. 13	SIU EDWARDSVILLE %	STILLWATER, OKLA.
MAR. 13	WESTERN ILLINOIS %	STILLWATER, OKLA.
MAR. 14	WESTERN ILLINOIS %	STILLWATER, OKLA.
MAR. 14	COLUMBIA %	STILLWATER, OKLA.
MAR. 15	SIU EDWARDSVILLE %	STILLWATER, OKLA.
Mar. 18	at Georgia	Athens, Ga.
Mar. 19	at Kennesaw State	Kennesaw, Ga.
Mar. 20	at Georgia Tech	Atlanta, Ga.
Mar. 21	South Carolina	Atlanta, Ga.
Mar. 21	at Georgia tech	Atlanta, Ga.
Mar. 25	at Tulsa	Tulsa, Okla.
MAR. 27	BAYLOR	STILLWATER, OKLA.
MAR. 28	BAYLOR	STILLWATER, OKLA.
MAR. 29	BAYLOR	STILLWATER, OKLA.
Apr. 1	at Wichita State	Wichita, Kan.
Apr. 3	at Kansas	Lawrence, Kan.
Apr. 4	at Kansas	Lawrence, Kan.
Apr. 5	at Kansas	Lawrence, Kan.
APR. 9	IOWA STATE	STILLWATER, OKLA.
APR. 10	IOWA STATE	STILLWATER, OKLA.
APR. 11	IOWA STATE	STILLWATER, OKLA.
APR. 15	TULSA	STILLWATER, OKLA.
Apr. 17	at Texas Tech	Lubbock, Texas
Apr. 18	at Texas Tech	Lubbock, Texas
Apr. 19	at Texas Tech	Lubbock, Texas
Apr. 24	at Texas	Austin, Texas
Apr. 25	at Texas	Austin, Texas
Apr. 26	at Texas	Austin, Texas
Apr. 30	at Oklahoma	Norman, Okla.
May. 1	Oklahoma	Stillwater, Okla.
May. 2	at Oklahoma	Norman, Okla.
May. 8-9	Big 12 Championships	Oklahoma City, Okla.
May. 14-17	NCAA Regionals	TBD
May. 21-24	NCAA Super Regionals	TBD
May 28-Jun. 3	Women's College World Series	TBD

! - Tiger Classic # - St. Pete/Clearwater Elite Invitational

^ - Blazer Classic * - OSU/Tulsa Invitational

\$ - Mizuno Classic % - Cowgirl Invitational

GAME CAPSULE



**No. 14/12 Oklahoma State
COWGIRLS**
13-5; 0-0 Big 12

Coach Kenny Gajewski
Oklahoma, 1995
Career: 167-95/Fifth year
At Oklahoma State: Same

**MIZUNO
CLASSIC**
March 6 - March 8, 2020

Stillwater, Oklahoma
Cowgirl Stadium

TEAM STATISTICAL COMPARISON



Category	2020 Value	Big 12 Rank
Batting Average	.272	5
Double Plays	10	2
Doubles	22	6
Earned Run Average	1.26	1
Fielding Percentage	.971	3
Hits Allowed	82	1
Home Runs	17	4
On-Base Percentage	.362	3
Runs Per Game	5	3
Slugging Percentage	.432	4
Stolen Bases	15	5
Walks	54	6

OKLAHOMA STATE POSSIBLE STARTERS

PITCHERS

No.	Player	ERA	W-L	IP	K	Notes
25	Carrie Eberle	0.48	7-1	58.0	49	two-time Big 12 Co-Pitcher of the Week
27	Gabby Sprang	--	--	--	--	
28	Kelly Maxwell	1.53	4-3	36.2	40	Tossed a perfect game in collegiate debut
34	Logan Simunek	2.53	2-1	27.2	20	Career-high K (7) against Missouri

BATTERS & POSITION PLAYERS

No.	Player	Pos.	AVG/OBP/SLG	Notes
1	Alysen Febrey	1B	.365/.469/.846	4 HR and 10 RBI last weekend
5	Kiley Naomi	SS	.356/.433/.661	2019 Big 12 All-Freshman Team
9	Chyenne Factor	OF	.296/.339/.333	2019 Big 12 All-Freshman Team
13	Raquel Dominguez	C	.211/.200/.263	Only Cowgirl to hit 2 HRs in 1 inning
14	Karli Petty	2B	.156/.283/.200	Freshman out of Moore, Okla.
23	Hayley Busby	INF/OF	.220/.316/.360	2019 Mid-Atlantic Third Team (Virginia)
31	Sydney Pennington	3B	.333/.403/.550	2020 Team Captain
32	Michaela Richbourg	1B/OF	.286/.394/.393	Most homeruns by a sophomore (14)
8	Mady Lohman	OF	.292/.393/.375	Started the past 8 games

MIZUNO CLASSIC OPPONENT INFO



Missouri State
BEARS

6-8; 0-0 Missouri Valley
Coach Holly Hesse
Creighton, 1982



Murray State
RACERS

11-6; 0-0 Ohio Valley
Coach Kara Amundson
DePaul, 2007



Mercer
BEARS

9-12; 0-0 Southern
Coach Stephanie Defeo
Louisiana, 1997



Utah
UTES

12-2; 0-0 PAC12
Coach Amy Hogue
Utah, 1994

BIG 12 STANDINGS

Team	Big 12	All
Texas	0-0	19-3
Oklahoma	0-0	16-4
Baylor	0-0	17-5
Oklahoma State	0-0	13-5
Texas Tech	0-0	11-9
Iowa State	0-0	10-9
Kansas	0-0	7-11





OKLAHOMA STATE HEAD COACH KENNY GAJEWSKI



KENNY GAJEWSKI

Head Coach | Fifth Year | Oklahoma, 1995

CAREER TRACK

Year	School	Position
1995	Oklahoma	Graduate Assistant (Baseball)
1996	Kansas State	Volunteer Assistant (Baseball)
2012-15	Florida	Assistant Coach (Softball)
	*Won 2014 and 2015 Women's College World Series	
	*Named on 2014 NFCA National Coaching Staff of the Year	
2015-Pres.	Oklahoma State	Head Coach (Softball)
	*Named on 2017 & 2019 NFCA Midwest Coaching Staff of the Year	
	*Named the 2018 1DZD Rising Star Award Recipient	
	*2019 Women's College World Series	

OKLAHOMA STATE UNDER KENNY GAJEWSKI

- At OSU, has overseen 42 Academic All-Big 12 selections, as well as three Academic All-District and three Academic All-America honorees.
- Has coached 15 All-Region selections and 19 All-Big 12 honorees. Among the All-Big 12 selection is the 2016 & 2018 Big 12 Player of the Year, Vanessa Shippy, who also earned All-America honors during each of Gajewski's first three seasons in Stillwater.
- Led the Cowgirls to their first victory over a No. 1-ranked opponent since 2011 when OSU defeated top-ranked Florida, 1-0, in Gainesville, to advance to the regional championship game.
- Guided the Cowgirls to 13 conference wins in 2019 - the team's most since 2003. It led the program to a second-place finish in the league.
- Gajewski's Cowgirls have been selected to the NCAA Tournament in each of his first four seasons, and advanced to the Women's College World Series for the first time since 2011 in his fourth season.
- Coached in the Women's College World Series on four times (2013-15, 2019) and won two national championships (2014-15) as an assistant coach at Florida.
- In total, Gajewski has overseen 10 All-Americans, including OSU's three-time All-American Vanessa Shippy and postseason hero Samantha Show. Among Gajewski's group of prominent pupils is the 2015 National Collegiate Player of the Year, Lauren Haeger, whom he coached at Florida.
- During his tenure at Oklahoma State, the Cowgirls have broken 22 team records and set new benchmarks in 30 individual categories.
- Gajewski-led staffs have twice been named the NFCA Midwest Coaching Staff of the Year, receiving the honor in 2017 and 2019.

MOST WINS IN FIRST 4 SEASONS AT OSU

1. 154	Kenny Gajewski	2016-19
2. 137	Sandy Fischer	1979-82
3. 131	Rich Wieligman	2007-10
4. 130	Margaret Rebenar	2002-05



GAJEWSKI YEAR-BY-YEAR COACHING RECORD

Year	School	Position	Record	Postseason (W/L)
2013	Florida	Assistant Coach	58-9	WCWS Appearance (6-2)
2014	Florida	Assistant Coach	55-12	WCWS Champions (10-1)
2015	Florida	Assistant Coach	60-7	WCWS Champions (10-1)
2016	Oklahoma State	Head Coach	32-26	NCAA Regional (3-2)
2017	Oklahoma State	Head Coach	38-25	NCAA Regional (5-3)
2018	Oklahoma State	Head Coach	39-22	NCAA Regional (3-3)
2019	Oklahoma State	Head Coach	45-17	WCWS Appearance (8-3)
2020	Oklahoma State	Head Coach	13-5	
Career*	Fifth season	--	167-95	--

*reflects only years as head coach

GAJEWSKI-ERA STANDOUTS

NATIONAL PRO FASTPITCH DRAFTEES

2018	Vanessa Shippy	Cleveland Comets (Round 2, Pick 11)
------	----------------	-------------------------------------

ALL-AMERICANS

2016-17	Vanessa Shippy, UTL	Third Team
2018	Vanessa Shippy, 3B	First Team
2019	Samantha Show, P/DP	Third Team

ACADEMIC ALL-AMERICANS

2016	Vanessa Shippy	Third Team
2017-18	Vanessa Shippy	First Team

BIG 12 PLAYER OF THE YEAR

2016, 18	Vanessa Shippy	Utility
----------	----------------	---------

USA SOFTBALL PLAYER OF THE YEAR - TOP-10 FINALIST

2018	Vanessa Shippy	Third Base
------	----------------	------------

NCAA WOMAN OF THE YEAR - TOP-9 FINALIST

2018	Vanessa Shippy	Third Base
------	----------------	------------

NATIONAL PLAYER OF THE WEEK

2018	Vanessa Shippy (Feb. 13)	NFCA Coaches
	Vanessa Shippy (March 13)	CS Madness

BIG 12 PLAYER OF THE WEEK

2016	Tiffany Mikkelsen	Player, March 29
	Madi Sue Montgomery	Player, April 12
2018	Vanessa Shippy	Player, Feb. 12
	Vanessa Shippy	Player, March 13
	Vanessa Shippy	Player, April 16
	Emmie Robertson	Pitcher, April 16
2019	Samantha Clakley	Pitcher, April 2
	Rylee Bayless	Player, April 16
	Samantha Show	Player, April 30
2020	Kelly Maxwell	Pitcher, Feb. 11
	Carrie Eberle	Pitcher, Feb. 25
	Carrie Eberle	Pitcher, Feb. 25

ALL-BIG 12 SELECTIONS

2016	Vanessa Shippy, UTL	First Team
	Taylor Lynch, 3B	Freshman Team
	Madi Sue Montgomery, INF	Second Team
2017	Brandi Needham, P	Freshman Team
	Vanessa Shippy, UTL	First Team
	Rylee Bayless, 3B	Second Team
	Madi Sue Montgomery, INF	Second Team
2018	Vanessa Shippy, 3B	Second Team
	Taylor Lynch, OF	Second Team
	Madi Sue Montgomery, INF	Second Team
	Samantha Clakley, P	Second Team
	Sydney Pennington, INF	Freshman Team
	Chelsea Alexander, OF	Freshman Team
2019	Rylee Bayless, UTL	First Team
	Samantha Show, P/DP	First Team
	Madi Sue Montgomery, 2B	Second Team
	Michaela Richbourg, 1B/OF	Second Team
	Chyenne Factor, OF	Freshman Team
	Kiley Naomi, SS	Freshman Team

ALL-REGION SELECTIONS

2016	Taylor Lynch, 3B	Second Team
	Madi Sue Montgomery, 2B	Second Team
	Vanessa Shippy, UTL	Second Team
2017	Rylee Bayless, 3B	First Team
	Vanessa Shippy, UTL	First Team
	Brandi Needham, P	Second Team
	Taylor Lynch, OF	Third Team
2018	Vanessa Shippy, 3B	First Team
	Taylor Lynch, OF	First Team
	Madi Sue Montgomery, 2B	First Team
	Maddi Holcomb, OF	Second Team
2019	Michaela Richbourg, DP	First Team
	Samantha Show, UT/P	First Team
	Rylee Bayless, OF	Second Team
	Madi Sue Montgomery, 2B	Second Team

OKLAHOMA STATE ROSTERS AND ASSISTANT COACHES

No.	Name	Class	Pos.	B/T	Hometown/Previous School
1	Alysen Febrey	Sr.	INF	L/L	Peachtree City, GA./Georgia
4	Taylor Tuck	So.	UTL	L/R	Stillwater, Okla./Stillwater HS
5	Kiley Naomi	So.	INF	R/R	Maurice, La./North Vermillion HS
6	Macee Barnes	Fr.	INF	R/R	Grove, Okla./Grove HS
7	Jules Callaham	Fr.	UTL	L/R	Broken Bow, Okla./Broken Bow HS
8	Mady Lohman	So.	UTL	L/R	Keller, Texas/Timber Creek HS
9	Chyenney Factor	So.	OF	R/R	Yukon, Okla./Yukon HS
12	Madison Neighbors	Fr.	C	R/R	Kellyville, Okla./Kellyville HS
13	Raquel Dominguez	Jr.	C	R/R	Victorville, Calif./Silverado HS
14	Karli Petty	Fr.	INF	L/R	Moore, Okla./ Southmoore HS
15	Sydney Springfield	Sr.	INF	R/R	Flower Mound, Texas/LSU
20	Maci Cunconan	Fr.	INF	L/L	Warrensburg, Mo./Warrensburg HS
21	Sydney Pennington	Jr.	INF	R/R	Sand Springs, Okla./Charles Page HS
22	Mackenzie Thomas	Sr.	C	R/R	Claremore, Okla./Claremore HS
23	Mattison Boyd	Fr.	P	R/R	Sachse, Texas/Sachse HS
25	Carrie Eberle	Sr.	P/DP	R/R	Charlotte, N.C./Virginia Tech
27	Gabby Sprang	Jr.	P	L/L	Rosemount, Minn./Tennessee
28	Kelly Maxwell	R-Fr.	P	L/L	Friendswood, Texas/Clear Springs HS
32	Michaela Richbourg	Jr.	INF	R/R	Broken Bow, Okla./Broken Bow HS
33	Hayley Busby	Jr.	INF	R/R	Phoenix, Ariz./Virginia
34	Logan Simunek	Sr.	P	R/R	Piedmont, Okla./Piedmont HS
40	Shalee Brantley	Sr.	UTL	L/R	Broken Bow, Okla./Butler CC (KS)
55	Chelsea Alexander	Jr.	OF	L/R	Ada, Okla./Latta HS

No.	Name	Class	Pos.	B/T	Hometown/Previous School
55	Chelsea Alexander	Jr.	OF	L/R	Ada, Okla./Latta HS
6	Macee Barnes	Fr.	INF	R/R	Grove, Okla./Grove HS
23	Mattison Boyd	Fr.	P	R/R	Sachse, Texas/Sachse HS
40	Shalee Brantley	Sr.	UTL	L/R	Broken Bow, Okla./Butler CC (KS)
33	Hayley Busby	Jr.	INF	R/R	Phoenix, Ariz./Virginia
7	Jules Callaham	Fr.	UTL	L/R	Broken Bow, Okla./Broken Bow HS
20	Maci Cunconan	Fr.	INF	L/L	Warrensburg, Mo./Warrensburg HS
13	Raquel Dominguez	Jr.	C	R/R	Victorville, Calif./Silverado HS
25	Carrie Eberle	Sr.	P/DP	R/R	Charlotte, N.C./Charlotte Catholic HS
9	Chyenney Factor	So.	OF	R/R	Yukon, Okla./Yukon HS
1	Alysen Febrey	Sr.	INF	L/L	Peachtree City, GA./Georgia
8	Mady Lohman	So.	UTL	L/R	Keller, Texas/Timber Creek HS
28	Kelly Maxwell	R-Fr.	P	L/L	Friendswood, Texas/Clear Springs HS
5	Kiley Naomi	So.	INF	R/R	Maurice, La./North Vermillion HS
12	Madison Neighbors	Fr.	C	R/R	Kellyville, Okla./Kellyville HS
21	Sydney Pennington	Jr.	INF	R/R	Sand Springs, Okla./Charles Page HS
14	Karli Petty	Fr.	INF	L/R	Moore, Okla./ Southmoore HS
32	Michaela Richbourg	Jr.	INF	R/R	Broken Bow, Okla./Broken Bow HS
34	Logan Simunek	Sr.	P	R/R	Piedmont, Okla./Piedmont HS
27	Gabby Sprang	Jr.	P	L/L	Rosemount, Minn./Tennessee
15	Sydney Springfield	Sr.	INF	R/R	Flower Mound, Texas/LSU
22	Mackenzie Thomas	Sr.	C	R/R	Claremore, Okla./Claremore HS
4	Taylor Tuck	So.	UTL	L/R	Stillwater, Okla./Stillwater HS



PRONUNCIATIONS

HC Kenny Gajewski	GUY-eh-ski	20 Maci Cunconan	Cun-CON-nen
AC Jeff Cottrill	CAH-troll	25 Carrie Eberle	EH-Berly
1 Alysen Febrey	FEE-Bree	32 Michaela Richbourg	Muh-SHAY-luh RICH-burg
5 Kiley Naomi	NAY-oh-me	34 Logan Simunek	SIM-uh-neck
8 Mady Lohman	LOW-men		
9 Chyenney Factor	SHY-anne		
13 Raquel Dominguez	RAH-kel		

ASSISTANT COACHES

OKLAHOMA STATE
COWGIRLS

JOHN BARGFELDT
ASSISTANT COACH
FIRST YEAR AT OSU | 16TH YEAR OVERALL
ANDERSON, 1981

OKLAHOMA STATE
COWGIRLS

JEFF COTTRILL
ASSISTANT COACH
FIFTH YEAR AT OSU | THIRD AS ASSISTANT
SOUTHWESTERN (KS), 2008

OKLAHOMA STATE
COWGIRLS

TIFFANY MIKKELSON
VOLUNTEER ASSISTANT COACH
FIRST YEAR AT OSU | FIRST YEAR OVERALL
OKLAHOMA STATE, 2016

GAME NOTES

USA TODAY/NFCA COACHES POLL WEEK 4 RANKINGS

RANK	TEAM	POINTS	RECORD	PREVIOUS
1	UCLA (26)	793	19-1	1
2	Washington (4)	766	19-2	2
3	Texas (2)	738	20-3	3
4	Arizona	675	17-3	7
5	LSU	649	16-3	4
6	Oklahoma	638	15-4	5
7	Florida	589	17-4	6
8	Louisiana	576	14-5	T-10
9	Alabama	493	12-7	8
10	Kentucky	484	17-3	12
11	Oregon	461	17-2	T-10
12	Florida State	433	10-6	9
13	Georgia	398	20-4	14
14	Oklahoma State	390	13-5	15
15	South Carolina	303	14-4	16
16	Michigan	287	12-6	13
17	Arizona State	281	16-6	17
18	Minnesota	220	12-7	18
19	Virginia Tech	198	16-4	19
20	Arkansas	184	16-4	22
21	Baylor	170	17-4	23
22	UCF	139	16-2	NR
23	Missouri	111	15-6	21
24	Mississippi State	78	18-3	NR
25	Fresno State	74	16-4	NR

Receiving Votes: North Texas (47), Utah (43), Tennessee (41), James Madison (27), Stanford (27), San Jose State (21), Texas Tech (19), Oregon State (12), Clemson (10), Houston (9), Notre Dame (5), Duke (3), Loyola Marymount (3), Villanova (2), Wisconsin (2), Tulsa (1).

ESPN.COM/USA SOFTBALL WEEK 4 RANKINGS

RANK	TEAM	RECORD	POINTS	PREVIOUS
1	UCLA (15)	19-1	495	1
2	Texas (5)	20-3	472	3
3	Washington	19-2	469	2
4	LSU	16-3	421	4
5	Arizona	17-3	406	7
6	Oklahoma	15-4	387	5
7	Louisiana	14-5	349	9
8	Florida	17-4	342	6
9	Oregon	17-2	319	10
10	Kentucky	17-3	290	13
11	Florida State	10-6	282	8
12	Oklahoma State	13-5	274	14
13	Alabama	12-7	273	12
14	Georgia	20-4	225	15
15	Arizona State	16-6	200	16
16	Michigan	12-6	192	11
17	South Carolina	14-4	182	17
18	Baylor	17-4	162	19
19	Minnesota	12-7	148	18
20	Arkansas	16-4	86	21
21	Virginia Tech	16-4	80	20
T22	Mississippi State	18-3	65	RV
T22	UCF	16-2	65	RV
24	Missouri	15-6	60	23
25	Utah	12-2	52	RV

Receiving Votes: Fresno State (45), North Texas (24), Stanford (24), Louisville (17), San Jose State (16), Oregon State (13), Tennessee (13), South Florida (11), Texas Tech (8), Wisconsin (8), Cal State Fullerton (7), Duke (5), James Madison (5), Villanova (5), Notre Dame (3), Auburn (1).

THE BASICS

The Oklahoma State softball team is on a hot streak right now; currently riding high on a six-game winning run after a perfect 5-0 homestand at the OSU/Tulsa Invitational. The Cowgirls have played one of the toughest schedule among the nation just four weeks into the season.

The Cowgirls started 2-2 in the Tiger Classic and impressed in the SPC Elite with a 4-1 record against some of the nation's best. Before its perfect homestand, OSU finished 2-2 at the Blazer Classic.

In the Mizuno Classic, the Cowgirls will take on Missouri State, Murray State, Mercer and No. 25 Utah.

IN THE RANKINGS

Oklahoma State was ranked No. 12 in the *ESPN.com/USA Softball Collegiate Top 25* and No. 14 in the *NFCA Coaches Poll*. After been selected as No. 13 in both preseason polls, the Cowgirls fell a couple of spots in the first rankings to No. 16 after a 2-2 opening weekend but bounced to No. 14 after week three.

OKLAHOMA STATE FROM A DISTANCE

Cowgirl softball reclaimed its seat as one of the best programs in 2019 by advancing to the program's first Women's College World Series since 2011. Gajewski has assembled a roster of 23 star student-athletes that can go toe-to-toe with any team in the country on any given field and on any given night. With the departure of several key players at the end of the magical 2019 seasons, the returners and the newcomers spent the Fall Ball season gelling and becoming together as a team. This season, Coach Gajewski returns 14 players and gained six freshmen while introducing three transfers to the 2020 squad.

Returners like junior Sydney Pennington and Michaela Richbourg will have all eyes on them as they lead the team. If the duo can replicate the success they had at the plate and the leadership they demonstrated last year, the Cowgirls will be in good shape both on and off the field in 2020.

Coach Gajewski recruited well again through the transfer portal during the offseason. After OSU fans caught a glimpse of just how transfer players can change the dynamic of a team, the Cowgirls landed senior transfers Carrie Eberle and Alysén Febrey, along with junior transfer Hayley Busby for the 2020 season. All three returners are seasoned veterans with numerous accolades to show for.

With several skilled newcomers, a youthful freshman class and a welcoming group of returning Cowgirls; this team has the talent and drive to propel this team deeper into the postseason than any Cowgirl team that stood before them.

NOTABLE STREAKS AND TRENDS

► Cowgirls will enter the Mizuno Classic on a six-game winning streak, the longest since a 11-game winning run in 2019.

► This marks coach Gajewski's first time coaching against Murray State and Mercer.

► The Cowgirls pitching staff currently sits at second among the nation in earned run average with 1.26 ERA.

► Utah will be the 10th ranked team OSU has played this season.

► Six players on the team have registered three or more multi-hits performances with Pennington leading the way with six multi-hit games.

► Kiley Naomi has led off the game with a home run three times this season.

► Carrie Eberle's 0.48 ERA is sixth among all qualified pitchers in the nation. Her four shutouts ranks third in the nation.

WEEKLY MEDIA CALENDAR

(8) Sunday	2 Monday	3 Tuesday	4 Wednesday	5 Thursday	6 Friday	7 Saturday
OSU vs. Missouri St.	No availability	1:00 p.m. CT Gajewski & Players	No availability	No availability	OSU vs. Missouri St. Murray St.	OSU vs. Mercer Utal

GAME NOTES

Team and Player Notes

CARRIE-ING THE LOAD

The most notable transfer in a busy offseason was the introduction of Carrie Eberle from Virginia Tech. Eberle spent three seasons dominating in the circle at the ACC before suiting up for the Cowgirls. In 2019, the Charlotte, North Carolina, native posted a career-best 25 wins and 164 strikeouts in 201.1 innings for an ERA of 1.84 in 2019. Eberle was named to First-Team All-ACC and awarded the 2019 ACC Pitcher of the Year at the end of the season for her dominance in the circle.

In just her second outing as a Poke, Eberle picked up her first OSU win and struck out a career-high 11 batters in a 6-2 win against Florida A&M. The 11 strikeouts is also the most by a Cowgirl since 2014.

The right-hander was named Co-Pitcher of the Week for her dominating performance in the SPC Elite. Eberle finished with a 2-0 record, two saves and a 0.00 ERA over 17 innings.

Not only a top-tier performer on the field, Eberle is also a standout in the classrooms. She has been named to the conference's All-Academic in all three years at Virginia Tech, highlighted by the ACC Softball Scholar Athlete of the Year honor last season.

NAOMI LEADING OFF

Shortstop Kiley Naomi has been a starter since the first day she arrived in Stillwater. The athletic infielder flashed her brilliant defensive skills in 2019 while batting out of the No. 9 spot for most of the season. In 2020, the right-handed has found her stroke at the plate. Naomi has performed so well with the bat that coach Gajewski had to move her to the top of the order.

So far this season, Naomi is leading the team in most offensive categories and has proven to be one of the top hitter, fielder and baserunner on the team. She currently leads the team in runs, hits, total bases and stolen bases.

As a leadoff hitter, Naomi has got the Cowgirls off to a perfect start against Virginia Tech, UIC and Drake. The right-handed slugger kicked off all three games with a leadoff home run.

One of the most important characteristic of a leadoff hitter is the ability to put the ball in play and reach base for the hitters behind you. That's exactly what Naomi has done as the No. 1 hitter in the Cowgirls' lineup. She is second on the team in on-base percentage and has only struck out seven times through 56 at-bats.

"WE CHASE POSTSEASONS HERE, NOT WINS"

As Coach Gajewski often says, Oklahoma State Softball only has one goal every season: The Women's College World Series in Oklahoma City. While they are appealing, the Cowgirls pay no mind to win totals, records and rankings. Every Cowgirl team under Coach Gajewski has the mindset to be the best version of itself come postseason, and the only way to achieve that is to match up against the nation's best. They certainly don't make it easy on themselves with how they schedule the games. During the 2020 season, the Cowgirls have 24 matchups on the slate against teams that made the 2019 NCAA Tournament. 10 of those showdowns come against Super Regional squads and four will pit the Cowgirls against fellow WCWS teams.

Just four weeks and 18 games into the season, the Cowgirls have already had nine contests with a top-25 team and seven against top-15 teams. Against the tough field, the Cowgirls have a 5-4 record despite being close in all of these games. All four losses against top-25 teams were by just one run.

SITUATIONAL RECORDS

	2020 Gajewski Era	
Overall	13-5	167-95
Conference	0-0	43-28
Non-Conference	13-5	124-67
Home	5-0	64-18
Away	1-2	42-41
Neutral	7-3	61-36
Day Games	13-4	121-66
Night Games	0-1	46-29
February	12-5	44-33
March	1-0	61-16
April	0-0	37-24
May	0-0	25-21
June	0-0	0-1
vs. Left-Handed Starter	3-1	25-26
vs. Right-Handed Starter	10-4	142-69
1-Run Games	3-4	31-23
2-Run Games	1-0	18-13
5+Run Games	4-0	77-33
Extra Innings	2-1	9-6
Shutouts	7-1	43-24
Scoring 0-2 Runs	3-4	20-66
Scoring 3-5 Runs	6-1	45-20
Scoring 6-9 Runs	2-0	60-7
Scoring 10+ Runs	2-0	42-2
Opponent Scoring 0-2 Runs	11-1	111-10
Opponent Scoring 3-5 Runs	1-3	37-36
Opponent Scoring 6-9 Runs	1-1	17-38
Opponent Scoring 10+ Runs	0-0	2-12
Scoring in the First Inning	5-2	80-26
Scoring First	12-3	121-30
Opponent Scoring First	1-2	46-65
Leading after Four Innings	11-2	134-14
Trailing after Four Innings	1-1	15-70
Tied after Four Innings	1-2	18-11
Leading after Five Innings	11-1	107-9
Trailing after Five Innings	1-2	11-65
Tied after Five Innings	0-2	16-11
Leading after Six Innings	8-1	107-4
Trailing after Six Innings	0-3	4-74
Tied after Six Innings	2-1	14-5
Hit 0 Home Runs	4-3	58-64
Hit 1 Home Run	6-2	53-24
Hit 2+ Home Runs	3-0	57-7
Opponent Hit 0 Home Runs	11-2	115-36
Opponent Hit 1 Home Run	2-2	44-26
Opponent Hit 2+ Home Runs	0-1	8-32
Made 0 Errors	6-1	80-32
Made 1 Error	3-2	58-28
Made 2+ Errors	4-2	29-35
Opponent Made 0 Errors	4-1	67-41
Opponent Made 1 Error	3-3	55-43
Opponent Made 2+ Errors	6-1	45-11
Out-Hit Opponent	9-2	126-12
Out-Hit by Opponent	3-1	31-75
Hits are Tied	1-2	10-8

GAME NOTES

SCORING MACHINE

Oklahoma State has piled up runs in the past two seasons. The highest-scoring games of the Kenny Gajewski era:

8 OR MORE RUNS IN A GAME

Date	Opponent	Result	Score
3/21/2017	vs. Eastern Kentucky	W	21-8
3/12/2017	vs. Evansville	W	21-2
2/11/2018	vs. Western Michigan	W	21-5
3/22/2019	at Baylor	W	21-2
2/8/2020	vs. Florida A&M	W	21-0
3/2/2018	vs. Maine	W	19-1
4/2/2016	at Texas Tech	L	18-19
4/13/2016	at Central Arkansas	W	17-10
5/10/2019	vs. Iowa State	W	17-2
3/3/2018	vs. Omaha	W	16-3
3/14/2019	at Central Arkansas	W	16-1
2/22/2018	vs. San Diego State	W	15-5
4/13/2018	vs. No. 16 Baylor (G1)	W	14-6
2/13/2020	vs. Virginia Tech	W	14-6
2/10/2018	vs. New Mexico	W	13-1
2/16/2019	vs. Hofstra	W	13-2
5/17/2019	vs. Tulsa	W	13-10
2/20/2016	vs. South Florida	W	12-3
2/25/2016	vs. San Diego State	L	12-14
3/19/2016	at Houston	W	12-3
4/9/2016	vs. Iowa State	W	12-10
3/2/2019	vs. McNeese State	W	12-2
3/3/2019	vs. Northern Iowa	W	12-0
4/13/2019	at Iowa State	W	12-3
4/14/2019	at Iowa State	W	12-5
5/1/2016	at UNLV	W	11-6
5/7/2016	at Kansas	W	11-9
3/8/2017	vs. Wichita State	W	11-3
3/10/2017	vs. Jackson State	W	11-2
4/14/2017	at Iowa State	W	11-3
3/11/2018	vs. Pacific	W	11-1
3/2/2016	at Arkansas	W	10-7
4/8/2016	vs. Iowa State	W	10-2
4/10/2016	vs. Iowa State	W	10-2
5/6/2016	at Kansas	W	10-4
5/21/2016	vs. Maine	W	10-1
3/15/2017	at North Texas	W	10-2
3/26/2017	vs. Texas	W	10-9
4/14/2017	at Iowa State	W	10-2
5/12/2017	vs. Iowa State	W	10-0
3/14/2018	at Central Arkansas	W	10-1
3/31/2018	at Texas Tech	W	10-4
2/9/2019	vs. Illinois	W	10-6
2/13/2016	vs. Butler	W	9-5
2/13/2016	vs. Abilene Christian	W	9-7
3/12/2016	vs. Cleveland State	W	9-4
3/19/2016	at Houston	L	9-10
3/25/2016	vs. Ole Miss	W	9-6
3/4/2017	vs. Abilene Christian	W	9-2
4/15/2017	at Iowa State	L	9-10
4/23/2017	vs. Texas Tech	W	9-1
3/4/2018	vs. Saint Francis	W	9-3
4/29/2017	at No. 13 Baylor	W	9-4
2/9/2018	vs. No. 7 Arizona	W	9-4
2/17/2018	vs. South Florida	W	9-5
3/13/2018	vs. Illinois State	W	9-1
4/7/2018	at Kansas	W	9-3
4/27/2017	vs. South Dakota	W	9-1
3/9/2019	at No. 24 Oregon	W	9-6
3/24/2019	at Baylor	W	9-1
3/27/2019	at Wichita State	W	9-6
2/26/2016	vs. Washington	W	8-4
3/4/2016	vs. Dartmouth	W	8-0
3/23/2016	at Wichita State	W	8-2
3/25/2016	vs. Ole Miss	W	8-6
5/10/2016	vs. Connecticut	W	8-0
3/2/2018	vs. Omaha	W	8-0
3/3/2018	vs. Maine	W	8-0
3/10/2018	vs. UConn	W	8-0
3/23/2018	vs. Iowa State	W	8-1
4/28/2018	vs. South Dakota	W	8-0
2/10/2019	vs. No. 13 Kentucky	W	8-7
2/15/2019	vs. Utah	W	8-1
3/1/2019	vs. Syracuse	W	8-0
3/16/2019	vs. Samford	W	8-0
3/30/2019	vs. No. 9 Texas	W	8-0
4/05/2019	vs. Kansas	W	8-1
2/28/2020	vs. UIC	W	8-0

THE PITCHING GURU

Under Coach Gajewski and the current coaching staff, Oklahoma State has produced several standouts in the circle, like All-Big 12 honorees Brandi Needham, Samantha Clakley and Samantha Show. That list is about to get a lot longer as the Cowgirls introduce John Bargfeldt, a longtime Tulsa head coach and a master pitching coach. At Tulsa, Bargfeldt transformed the AAC team into a conference powerhouse and owns the most wins and the highest winning percentage in school history. With Bargfeldt coaching Cowgirl arms this season, assistant coach Jeff Cottrill shifts to the hitting coach, a role Gajewski feels he will flourish.

Under coach Bargfeldt, the Cowgirls pitching staff has earned back-to-back-to-back Big 12 Pitcher of the Week, the first time in school history. As a whole, Cowgirl pitchers boast an ERA of 1.26 with 109 strikeouts over 122 1/3 innings while holding opponents to a .189 batting average. Oklahoma State has not finished a season with an ERA under 2.00 since 2003 (1.39).

Only a few weeks into the season, Cowgirl pitchers have registered a perfect game (Maxwell vs. FAMU, Feb. 8) and a no-hitter (Eberle vs. UAB, Feb. 22). This marks the first time multiple Oklahoma State pitchers have tossed a no-hitter/perfect game in the same season.

BEST TRANSFER CLASS IN THE NATION

Despite saying goodbye to several Cowgirl legends at the end of the 2019 season, Coach Gajewski is confident that the 2020 squad have the potential to be even better. During the offseason, the Cowgirls reloaded by recruiting heavily through the transfer portal. New to Oklahoma State this season are three proven veterans in junior Hayley Busby from Virginia, senior Alysén Febrey from Georgia and Carrie Eberle from Virginia Tech. This year's transfer class is ranked by *Softball America* as the best in the nation. Improving the team through the transfer portal is not something new to Coach Gajewski, he landed UT Arlington transfer Samantha Clakley in 2018 and Texas A&M transfer Samantha Show in 2019. Clakley was named to Second-Team All-Big 12 in 2018 and Show would later become "The Queen of Bat Flips" and an All-American, all while leading OSU to its first WCWS appearance since 2011.

PERFECTION IN THE CIRCLE

In Kelly Maxwell's first outing of her young collegiate career, the redshirt freshman shattered records and forever etched her name in the record books. The Friendswood, Texas native pitched a perfect game against Florida A&M on Feb. 8th in a 21-0 run-ruled victory. Maxwell became the seventh pitcher in OSU history to throw a perfect game; the last one was pitched by Olympian Lauren Bay back in 2002. She also becomes first player in conference history to toss a perfect game in her debut. She struck out five over five flawless innings, retiring all 15 batters faced without on just 60 pitches. Maxwell, who sat out all of last season, showed flashes of the dominance back in Fall Ball; the redshirt freshman struck out 20 of the 27 batters she faced at one point.

This season, Maxwell has been tabbed as the No. 2 pitcher in a deep and talented Cowgirl rotation. The southpaw has registered a 1.53 ERA to along with four wins and 40 strikeouts over 36 2/3 innings.

GIVING BACK

The Cowgirls said good byes to several outstanding seniors at the end of the magical 2019 season, but a trio of Cowgirl legends have stuck around and nurture the next generation of OSU softball players. Madi Sue Montgomery, Rylee Bayless and Samantha Show are giving back to the program despite not playing on the field anymore. Montgomery, OSU's all-time leader in games played and runs batted in, has taken freshman second baseman Karli Petty under her wing. Bayless and Show, who both played with incredible emotion and fierceness, are infectious with their competitiveness during practices.

GAME NOTES

O CAPTAIN SYD

Sydney Pennington has been a fixture in Coach Gajewski's lineup ever since she arrived in Stillwater as a freshman in 2018. Tabbed as a starter since day one, Pennington has started in every possible game for the Cowgirls. A sure-handed fielder, she played all over the field before settling in at shortstop for Coach Gajewski in 2018. Pennington switched to the hot corner in 2019 and demonstrated a quick glove and a strong arm. She was selected to the 2018 All-Freshman team after batting .300 to go along seven home runs and 18 extra-base hits. In 2019, Pennington set a career-high with 10 home runs despite suffering a dip in her batting average in her sophomore season. Her 10 home runs are the fourth most ever by a Cowgirl sophomore. She is currently in the top-20 among all Cowgirls in runs batted in and home runs.

This season, the junior is among the top-three in most offensive categories while playing one of the best defenses in the nation at third base.

DRIVING EM' IN

Alysen Febrey, a senior transfer from Georgia, is a dual citizen of the United States and Canada. She played for Team Canada Elite during each of the past two summers. Heading into the 2020 season, Febrey holds down the spot at first base defensively while Coach Gajewski looks to slot her in the middle of the lineup. With the most games started on the team, the senior transfer will be relied heavily on by the coaching staff to share her experience and knowledge of the game. Febrey made the NFCA All-Southeast Second twice during her three-year career at Georgia. A lefty powerbat, Febrey brings a career slash line of .332/.401/.562 to a right-handed heavy lineup. Aside from her performance at the plate, Febrey can also be a thief on the basepaths; she tallied seven stolen bases in 2019.

Her first home run as a Cowgirl was a grand slam in a 6-2 win against Florida A&M. Febrey currently leads the team in batting average, doubles, home runs, walks, total bases, on-base % and slugging %.

BUSBY WITH THE BAT

A transfer from Virginia, junior Hayley Busby will be a staple in Coach Gajewski's lineup in 2020. Often praised by Coach Gajewski as the "best right-handed hitter" on the team, Busby will be in the middle of the lineup on any given game. The right-hander spent her first two collegiate seasons in the tough ACC. Busby started 52 games at shortstop as a freshman and batted .280 while leading the team with 12 doubles and three triples. She dominated with the bat again in her sophomore campaign, finishing second in the conference with 17 doubles and seventh in the ACC with a .388 average. Busby was selected to the NFCA Mid-Atlantic Third Team in 2019. Too good of a bat to leave out of the lineup, Coach Gajewski is exploring ways to give Busby at bats every day. With an already-crowded infield, Busby have seen some time in the outfield this season.

Despite struggling early on in the season, coach Gajewski is confident that Busby will bounce back and has already seen positive signs at the plate from the junior transfer.

FRESH OUT THE GATE

It's not every day that a freshman impresses the coaching staff so much that she earns a spot in the starting lineup since day one; but that's exactly what Karli Petty is doing. The Moore, Oklahoma, native inserted her name into the conversation of one of the team's best player ever since she arrived in Stillwater. Petty, a left-handed hitter whose athleticism allows her to play multiple positions in the field, will anchor second base when the season starts up. In order to prepare the freshman, Coach Gajewski slotted Petty in the leadoff spot for the majority of Fall Ball. She rewarded Gajewski's faith by batting .350 in six games. Despite playing at third base throughout high school, Petty has quickly acclimated at second with the help of Cowgirl legend Madi Sue Montgomery.

2020 RECORD WATCH

Under Gajewski, 30 individual records were shattered by his Cowgirls. Standouts like Vanessa Shippy, Rylee Bayless, Madi Sue Montgomery and Samantha Show have all rewritten OSU's history. With another talented team, the 2020 Cowgirls are poised to ink their own names in the book.

MOST RUNS BATTED IN

- 203 Madi Sue Montgomery 2016-19
- 87 Sydney Pennington 2018-pres.

MOST HOME RUNS

- 35 Tiffany Mikkelsen 2013-16
- 20 Sydney Pennington 2018-pres.
- 17 Michaela Richbourg 2018-pres.

MOST HIT BY PITCHES

- 92 Mariah Gearhart 2008-11
- 12 Michaela Richbourg 2018-pres.

MOST SACRIFICE FLIES

- 13 Madi Sue Montgomery 2016-19
- 5 Sydney Pennington 2018-pres.
- Michaela Richbourg 2018-pres.

HIGHEST STOLEN BASE PCT

- .938 Melissa Turley 1996-99 15-16
- .933 Kiley Naomi 2019-pres. 28-30
- .857 Chelsea Alexander 2018-pres. 19-22

MOST STOLEN BASES

- 115 Mariah Gearhart 2008-11
- 28 Kiley Naomi 2019-pres.
- 19 Chelsea Alexander 2018-pres.

MOST APPEARANCES

- 164 Kat Espinosa 2010-13
- 96 Logan Simunek 2017-pres.

HIGHEST WINNING PCT (MIN. 25 DECISIONS)

- .833 Dena Carter 1988-91 75-15
- .666 Logan Simunek 2017-pres. 24-12

MOST VICTORIES

- 82 Michele Smith 1986-89
- 25 Carol Lauer 1994-96
- 24 Logan Simunek 2017-pres.

MOST SAVES

- 13 Anna Whiddon 2007-10
- 7 Logan Simunek 2017-pres.

THE LAST TIME...

OKLAHOMA STATE TEAM

5+ Runs scored	5 vs Drake, March 1, 2020
10+ Runs scored	14 vs. Virginia Tech, Feb. 13, 2020
15+ Runs scored	21 vs. Florida A&M, Feb. 8, 2020
20+ Runs scored	21 vs. Florida A&M, Feb. 8, 2020
3+ Consecutive innings scoring	5 vs. Florida A&M, Feb. 8, 2020
4+ Consecutive innings scoring	5 vs. Florida A&M, Feb. 8, 2020
5+ Consecutive innings scoring	5 vs. Florida A&M, Feb. 8, 2020
6+ Consecutive innings scoring	7 vs. Kansas, April 5-6, 2019
7+ Consecutive innings scoring	7 vs. Kansas, April 5-6, 2019
8+ Consecutive innings scoring	8, vs. McNeese State (x2) and UNI, March 1-2, 2019
3+ Consecutive innings scoring 2+ runs	4 vs. Florida A&M, Feb. 8, 2020
4+ Consecutive innings scoring 2+ runs	4 vs. Florida A&M, Feb. 8, 2020
5+ Consecutive innings scoring 2+ runs	7, vs. McNeese State and UNI, March 1, 2019
6+ Consecutive innings scoring 2+ runs	7, vs. McNeese State and UNI, March 1, 2019
7+ Consecutive innings scoring 2+ runs	7, vs. McNeese State and UNI, March 1, 2019
2+ Runs scored without a hit in an inning	3 at Memphis, March 18, 2019 (2nd inn.)
3+ Runs Scored without a hit in an inning	3 at Memphis, March 18, 2019 (2nd inn.)
5+ Runs in an inning	7 vs. Virginia Tech, Feb. 13, 2020
8+ Runs in an inning	8 vs. Florida A&M, Feb. 9, 2020
10+ Runs in an Inning	10 at Iowa State, April 13, 2019
Hit 4+ Home Runs	4 vs. Tulsa, May 17, 2019
Hit 5+ Home Runs	7 vs. Iowa State, May 10, 2019
Hit 6+ Home Runs	7 vs. Iowa State, May 10, 2019
Hit 7+ Home Runs	7 vs. Iowa State, May 10, 2019
Hit 3+ Home Runs in an inning	5 vs. Iowa State, May 10, 2019
Hit 4+ Home Runs in an inning	5 vs. Iowa State, May 10, 2019
Hit 5+ Home Runs in an inning	5 vs. Iowa State, May 10, 2019
Shut a team out at home	vs. Drake, March 1, 2020
Shut out a conference opponent at home	vs. Kansas, April 5, 2019
Shut a team out on the road	at UAB, Feb. 22, 2020
Shut out a conference opponent on the road	at Kansas, April 5, 2018 (G2)
Shut out a team at a neutral site	vs. No. 10 Louisiana, Feb. 21, 2020
Shut out a Top 25 team	vs. No. 10 Louisiana, Feb. 21, 2020
Shut out a Top 20 team	vs. No. 10 Louisiana, Feb. 21, 2020
Shut out a Top 15 team	vs. No. 10 Louisiana, Feb. 21, 2020
Shut out a Top 10 team	vs. No. 10 Louisiana, Feb. 21, 2020
Shut out a Top 5 team	at No. 1 Florida, May 21, 2017
Shut out a top-ranked team	at No. 1 Florida, May 21, 2017
Comeback from 3+ Run Deficit to Win	3 vs. Tulsa, May 17, 2019
Comeback from 4+ Run Deficit to Win	7 vs. No. 13 Texas Tech, April 28, 2019
Comeback from 5+ Run Deficit to Win	7 vs. No. 13 Texas Tech, April 28, 2019
Comeback from 6+ Run Deficit to Win	7 vs. No. 13 Texas Tech, April 28, 2019
Comeback from 7+ Run Deficit to Win	7 vs. No. 13 Texas Tech, April 28, 2019
Comeback from 3+ Run Deficit to Win vs. Ranked Opp.	3 vs. No. 13 Texas Tech, April 28, 2019
Comeback from 4+ Run Deficit to Win vs. Ranked Opp.	7 vs. No. 13 Texas Tech, April 28, 2019
Comeback from 5+ Run Deficit to Win vs. Ranked Opp.	7 vs. No. 13 Texas Tech, April 28, 2019
Comeback from 6+ Run Deficit to Win vs. Ranked Opp.	7 vs. No. 13 Texas Tech, April 28, 2019
Comeback from 7+ Run Deficit to Win vs. Ranked Opp.	7 vs. No. 13 Texas Tech, April 28, 2019
Extra-inning game	vs. No. 10 Oregon, Feb. 29, 2020
Recorded a walk-off win	vs. No. 10 Oregon, Feb. 29, 2020
Recorded a walk-off win (run-rule)	vs. No. 9 Texas, March 30, 2019
Run-ruled a team at home	vs. UIC, Feb. 28, 2020
Run-ruled a conference opponent at home	vs. No. 9 Texas, March 30, 2019
Run-ruled a team at a neutral site	vs. Virginia Tech, Feb. 13, 2020
Run-ruled a conference opponent at a neutral site	vs. Iowa State, May 10, 2019
Run-ruled a team on the road	at Iowa State, April 13, 2019
Run-ruled a conference opponent on the road	at Iowa State, April 13, 2019
Run-ruled a ranked opponent	vs. No. 16 Baylor, April 13, 2018
10+ Hits	13 vs. No. 10 Oregon, Feb. 29, 2020
15+ Hits	17 vs. Florida A&M, Feb. 8, 2020
20+ Hits	20 at Central Arkansas, March 14, 2019
5+ Bases on balls	5 vs. Drake, March 1, 2020
8+ Bases on balls	11 vs. Kansas, April 5, 2019
10+ Bases on balls	11 vs. Kansas, April 5, 2019
Did not strikeout	vs. Kansas, April 5, 2019
5+ Strikeouts pitched	9 vs. Drake, March 1, 2020
10+ Strikeouts pitched	11 vs. No. 10 Oregon, Feb. 29, 2020
No walks allowed	vs. Louisville, Feb. 28, 2020
Beat a Top 25 team at home	vs. No. 10 Oregon, Feb. 29, 2020
Beat a Top 20 team at home	vs. No. 10 Oregon, Feb. 29, 2020
Beat a Top 15 team at home	vs. No. 10 Oregon, Feb. 29, 2020
Beat a Top 10 team at home	vs. No. 10 Oregon, Feb. 29, 2020
Beat a Top 5 team at home	vs. No. 4 Texas A&M, April 16, 2008
Beat a Top 25 team on the road	at No. 4 Florida State, May 25, 2019
Beat a Top 20 team on the road	at No. 4 Florida State, May 25, 2019
Beat a Top 15 team on the road	at No. 4 Florida State, May 25, 2019
Beat a Top 10 team on the road	at No. 4 Florida State, May 25, 2019
Beat a Top 5 team on the road	at No. 4 Florida State, May 25, 2019
Beat a Top 25 team at a neutral site	vs. No. 10 Louisiana, Feb. 21, 2020
Beat a Top 20 team at a neutral site	vs. No. 10 Louisiana, Feb. 21, 2020
Beat a Top 15 team at a neutral site	vs. No. 10 Louisiana, Feb. 21, 2020
Beat a Top 10 team at a neutral site	vs. No. 10 Louisiana, Feb. 21, 2020
Beat a Top 5 team at a neutral site	vs. No. 5 Florida, May 30, 2019

OKLAHOMA STATE INDIVIDUAL BATTING

6+ At-Bats	6, five players vs. Iowa State, March 25, 2018
5+ At-Bats	5, Sydney Pennington, Kiley Naomi and Michaela Richbourg vs. Oregon, Feb. 13, 2020
5+ Hits	6, Jaime Foutch vs. Nebraska, May 2, 1997
4+ Hits	4, Kiley Naomi 12 vs. Florida A&M, Feb. 8, 2020
5+ Runs scored	5, Vanessa Shippy vs. Texas Tech, April 2, 2016
4+ Runs scored	4, Kiley Naomi at Baylor, March 22, 2019
3+ Doubles	3, Courtney Totte vs. San Diego, March 16, 2007
2+ Doubles	2, Madi Sue Montgomery vs. North Texas, April 24, 2019
2+ Triples	3, Michelle Shean vs. McNeese State, March 10, 1990
4+ Consecutive games with a home run	4, Samantha Show vs. Texas, March 30, 2019 (First game of streak)
3+ Consecutive games with a home run	4, Samantha Show vs. Texas, March 30, 2019 (First game of streak)
3+ Home Runs	3, Kristin Reasnor vs. Central Arkansas, April 13, 2016

2+ Home Runs	2, Alysén Febrey vs. Drake, March 1, 2020
2+ Home Runs in an inning	2, Raquel Dominguez vs. Iowa State, May 10, 2019
Walk-Off Home Run	Samantha Show vs. No. 13 Texas Tech, April 28, 2019
Extra-Inning Home Run	Michaela Richbourg (9th inning) at No. 4 Florida State, May 23, 2019
Grand slam	Alysén Febrey vs. Florida A&M, Feb. 9, 2020
Inside-the-park grand slam	Randee O'Donnell vs. North Texas, April 12, 2017
Inside-the-park home run	Chelsea Alexander at Texas Tech, March 29, 2018
Leadoff home run to start the game	Kiley Naomi vs. Drake, March 1, 2020
Back-to-back home runs	Kiley Naomi and Alysén Febrey vs. Virginia Tech, Feb. 13, 2020
Home runs in consecutive at-bats	3, Michaela Richbourg at Iowa State, April 13, 2019
Home runs in 3+ consecutive at-bats	3, Michaela Richbourg at Iowa State, April 13, 2019
Pinch-hit home run	Sydney Springfield vs. Iowa State, May 10, 2019
3+ Extra-base hits	Alysén Febrey vs. Drake, March 1, 2020 (HR, 2B, HR)
10+ Total bases	10, Alysén Febrey vs. Drake, March 1, 2020 (HR, 2B, HR)
8+ Runs batted in	8, Madi Sue Montgomery vs. San Diego State, Feb. 22, 2019
7+ Runs batted in	8, Madi Sue Montgomery vs. San Diego State, Feb. 22, 2019
6+ Runs batted in	8, Madi Sue Montgomery vs. San Diego State, Feb. 22, 2019
5+ Runs batted in	5, Michaela Richbourg at Iowa State, April 13, 2019
4+ Runs batted in	4, Alysén Febrey vs. Florida A&M, Feb. 9, 2020
3+ Runs batted in	3, Alysén Febrey vs. Drake, March 1, 2020
5+ Bases on balls	5, Tiffany Mikkelsen vs. Iowa State, April 11, 2015
4+ Bases on balls	4, Rylee Bayless vs. Tulsa, May 17, 2019
3+ Bases on balls	4, Rylee Bayless vs. Tulsa, May 17, 2019
2+ Bases on balls in the same inning	2, Vanessa Shippy, vs. South Dakota, April 28, 2018
2+ Players with 3+ bases on balls in same game	2, Rylee Bayless -and- Madi Sue Montgomery vs. Illinois, Feb. 8, 2019 (3 each)

OKLAHOMA STATE INDIVIDUAL PITCHING

Perfect game	Kelly Maxwell vs. Florida A&M, Feb. 8, 2020
No-hitter	Carrie Eberle at UAB, Feb. 22, 2020
One-hitter	Samantha Show at No. 24 Oregon, March 8, 2019
Combined One-Hitter	Samantha Clakley (5 IP), Logan Simunek (1 IP) - and - Samantha Show (1 IP) vs. North Texas, April 24, 2019
2+ No-hitters during a season	3, Kat Espinosa vs. North Texas, Feb. 10, 2012, vs. Nebraska, March 9, 2012 - and - vs. San Jose State, March 16, 2012 (9 Inn.)
Complete game	Carrie Eberle vs. No. 10 Oregon, Feb. 29, 2020
Complete game vs. ranked opponent	Carrie Eberle vs. No. 10 Oregon, Feb. 29, 2020
Complete-game shutout	Carrie Eberle vs. Louisville, Feb. 28, 2020
Complete-game shutout vs. ranked opponent	Carrie Eberle vs. No. 10 Louisiana, Feb. 21, 2020
Consecutive complete-game shutouts	3, Carrie Eberle vs. No. 10 Louisiana, Feb. 21, 2020, vs UAB, Feb. 22, 2020, vs. Louisville Feb. 28, 2020
5+ Consecutive complete games	6, Carrie Eberle vs. Minnesota (2/14/20), vs. No. 9 Bama (2/15/20), vs. No. 11 Louisiana (2/21/20), at UAB (2/22/20), vs. Louisville (2/28/20) - and - vs. No. 10 Oregon (2/29/20)
4+ Consecutive complete games	6, Carrie Eberle vs. Minnesota (2/14/20), vs. No. 9 Bama (2/15/20), vs. No. 11 Louisiana (2/21/20), at UAB (2/22/20), vs. Louisville (2/28/20) - and - vs. No. 10 Oregon (2/29/20)
3+ Consecutive complete games	6, Carrie Eberle vs. Minnesota (2/14/20), vs. No. 9 Bama (2/15/20), vs. No. 11 Louisiana (2/21/20), at UAB (2/22/20), vs. Louisville (2/28/20) - and - vs. No. 10 Oregon (2/29/20)
Save	Logan Simunek vs. Drake, March 1, 2020
5+ Strikeouts	7, Kelly Maxwell, March 1, 2020
10+ Strikeouts	11, Carrie Eberle vs. No. 10 Oregon, Feb. 29, 2020
15+ Strikeouts	15, Simone Freeman vs. Robert Morris, March 16, 2013
20+ Strikeouts	23, Lauren Bay vs. Kansas, March 16, 2003 (11 inn.)
5+ Consecutive strikeouts	5, Emmie Robertson, vs. Oakland, Feb. 18, 2018
8+ Consecutive strikeouts	8, Lauren Bay vs. Wichita State, March 12, 2003
Struck out the side in order	4th Inning, Logan Simunek vs. No. 13 Texas Tech, April 27, 2019
Struck out the side in order (all looking)	4th Inning, Logan Simunek vs. No. 13 Texas Tech, April 27, 2019
No hits allowed (4+ IP)	7, Carrie Eberle at UAB, Feb. 22, 2020
No hits allowed (5+ IP)	7, Carrie Eberle at UAB, Feb. 22, 2020
No hits allowed (6+ IP)	7, Carrie Eberle at UAB, Feb. 22, 2020
No hits allowed (7+ IP)	7, Carrie Eberle at UAB, Feb. 22, 2020
No hits allowed (8+ IP)	9.0, Kat Espinosa vs. San Jose State, March 16, 2012
No walks allowed (4+ IP)	8.0, Kelly Maxwell vs. Louisville, Feb. 29, 2020
No walks allowed (5+ IP)	8.0, Kelly Maxwell vs. Louisville, Feb. 29, 2020
No walks allowed (6+ IP)	8.0, Kelly Maxwell vs. Louisville, Feb. 29, 2020
No walks allowed (7+ IP)	8.0, Kelly Maxwell vs. Louisville, Feb. 29, 2020
20+ Innings pitched	24, Melanie Roche vs. Kansas, May 2, 1992
12+ Innings pitched	12, Anna Whiddon vs. Florida State, May 16, 2009
9+ Innings pitched	9, Carrie Eberle vs. No. 10 Oregon, Feb. 29, 2020

OKLAHOMA STATE INDIVIDUAL FIELDING

20+ Putouts	23, Ryan Realmuto vs. Kansas, March 16, 2003 (11 inn.)
15+ Putouts	15, Raquel Dominguez vs. Ole Miss, Feb. 21, 2020
10+ Putouts	11, Alysén Febrey and Madison Neighbors vs. No. 10 Oregon, Feb. 29, 2020
8+ Assists	8, Vanessa Shippy, vs. No. 17/16 Baylor, May 11, 2018
5+ Assists	5, Sydney Pennington vs. No. 11 Louisiana, Feb. 21, 2020
3+ Errors	4, Rylee Bayless vs. Wichita State, March 8, 2017
2+ Errors	2, Kiley Naomi vs. Illinois, Feb. 8, 2019

OPPONENT TEAM

10+ Runs scored	10 at Ole Miss, March 17, 2019
15+ Runs scored	21 vs. Eastern Kentucky, March 12, 2017
20+ Runs scored	21 vs. Eastern Kentucky, March 12, 2017
Shut out OSU in Stillwater	vs. No. 6 Oklahoma, May 6, 2017
Shut out OSU in Stillwater (Conf.)	vs. No. 6 Oklahoma, May 6, 2017
Shut out OSU at opponent home	at No. 11 LSU, Feb. 7, 2020
Shut out OSU at opponent home (Conf.)	at Oklahoma, May 4, 2019
Shut out OSU at neutral site	vs. No. 2 Washington, June 1, 2019
Run-ruled OSU	at Ole Miss, March 17, 2019
10+ Hits	10 vs. Oklahoma, May 5, 2019
15+ Hits	10 at Wichita State, April 18, 2018
20+ Hits	20 vs. San Diego State, Feb. 24, 2017
5+ Bases on balls	6 vs. No. 10 Oregon, Feb. 29, 2020
8+ Bases on balls	8 vs. Illinois, Feb. 9, 2019
5+ Strikeouts pitched	10 vs. No. 10 Oregon, Feb. 29, 2020
10+ Strikeouts pitched	10 vs. No. 10 Oregon, Feb. 29, 2020
15+ Strikeouts pitched	16 vs. No. 2 Washington, June 1, 2019
Pitched a no-hitter	at No. 3/3 Oklahoma, May 2, 2018



STARTING LINEUPS/PLAYER CAREER STARTS

GAME-BY-GAME STARTING LINEUPS

Date	Opponent	P	C	1B	2B	3B	SS	LF	CF	RF	DP
Feb. 7	at LSU !	Eberle	Dominguez(8)	Febrey (1)	Petty (6)	Pennington (2)	Naomi (9)	Richbourg (4)	Factor (5)	Busby (3)	Springfield (7)
Feb. 8	Florida A&M !	Maxwell	Neighbors (8)	Febrey (1)	Petty (2)	Pennington (4)	Naomi (9)	Richbourg (5)	Factor (6)	Busby (3)	Springfield (7)
Feb. 8	at LSU !	Simunek	Dominguez (9)	Febrey (2)	Petty (7)	Pennington (3)	Naomi (1)	Richbourg (4)	Factor (5)	Busby (6)	Springfield (8)
Feb. 9	Florida A&M !	Eberle	Neighbors (9)	Febrey (2)	Petty (7)	Pennington (3)	Naomi (1)	Richbourg (4)	Factor (5)	Busby (6)	Springfield (8)
Feb. 13	Virginia Tech #	Simunek	Dominguez (9)	Febrey (2)	Petty (7)	Pennington (3)	Naomi (1)	Richbourg (4)	Factor (5)	Busby (6)	Springfield (8)
Feb. 13	South Florida #	Maxwell	Neghbors (9)	Febrey (2)	Petty (7)	Pennington (3)	Naomi (1)	Richbourg (4)	Factor (5)	Busby (6)	Springfield (8)
Feb. 14	Minnesota #	Eberle	Neighbors (9)	Febrey (2)	Petty (7)	Pennington (3)	Naomi (1)	Richbourg (4)	Factor (5)	Busby (6)	Springfield (8)
Feb. 14	Missouri #	Simunek	Dominguez (9)	Febrey (2)	Petty (7)	Pennington (3)	Naomi (1)	Richbourg (4)	Factor (5)	Busby (6)	Springfield (8)
Feb. 15	Alabama #	Eberle	Neighbors (9)	Febrey (2)	Petty (7)	Pennington (3)	Naomi (1)	Richbourg (4)	Factor (5)	Busby (6)	Springfield (8)
Feb. 21	Ole Miss ^	Maxwell	Dominguez (9)	Febrey (2)	Petty (7)	Pennington (3)	Naomi (1)	Richbourg (4)	Factor (5)	Busby (6)	Springfield (8)
Feb. 21	Louisiana ^	Eberle	Neighbors (9)	Febrey (2)	Petty (6)	Pennington (3)	Naomi (1)	Lohman (8)	Factor (5)	Richbourg (4)	Busby (7)
Feb. 22	Louisiana ^	Maxwell	Dominguez (7)	Febrey (3)	Petty (9)	Pennington (2)	Naomi (1)	Lohman (8)	Factor (5)	Richbourg (4)	Busby (6)
Feb. 22	UAB ^	Eberle	Neighbors (7)	Febrey (3)	Petty (9)	Pennington (2)	Naomi (1)	Lohman (8)	Factor (5)	Richbourg (4)	Busby (6)
FEB. 28	UIC *	Simunek	Dominguez (8)	Febrey (3)	Petty (9)	Pennington (2)	Naomi (1)	Lohman (7)	Factor (5)	Richbourg (4)	Busby (6)
FEB. 28	LOUISVILLE *	Eberle	Neighbors (8)	Febrey (3)	Petty (9)	Pennington (2)	Naomi (1)	Lohman (7)	Factor (5)	Richbourg (4)	Busby (6)
FEB. 29	LOUISVILLE *	Maxwell	Dominguez (8)	Febrey (3)	Petty (9)	Pennington (2)	Naomi (1)	Lohman (7)	Factor (5)	Richbourg (4)	Busby (6)
FEB. 29	OREGON *	Eberle	Neighbors (8)	Febrey (3)	Petty (9)	Pennington (2)	Naomi (1)	Lohman (6)	Factor (7)	Richbourg (4)	Busby (5)
MAR. 1	DRAKE *	Maxwell	Neighbors (8)	Febrey (3)	Petty (9)	Pennington (2)	Naomi (1)	Lohman (5)	Factor (6)	Alexander (7)	Richbourg (4)
MAR. 6	MISSOURI STATE \$										
MAR. 6	MURRAY STATE \$										
MAR. 7	MERCER \$										
MAR. 7	UTAH \$										
MAR. 8	MISSOURI STATE \$										
MAR. 11	WICHITA STATE										
MAR. 13	SIU EDWARDSVILLE %										
MAR. 13	WESTERN ILLINOIS %										
MAR. 14	WESTERN ILLINOIS %										
MAR. 14	COLUMBIA %										
MAR. 15	SIU EDWARDSVILLE %										
Mar. 18	at Georgia										
Mar. 19	at Kennesaw State										
Mar. 20	at Georgia Tech										
Mar. 21	South Carolina										
Mar. 21	at Georgia tech										
Mar. 25	at Tulsa										
MAR. 27	BAYLOR										
MAR. 29	BAYLOR										
Apr. 1	at Wichita State										
Apr. 3	at Kansas										
Apr. 4	at Kansas										
Apr. 5	at Kansas										
APR. 9	IOWA STATE										
APR. 10	IOWA STATE										
APR. 11	IOWA STATE										
APR. 15	TULSA										
Apr. 17	at Texas Tech										
Apr. 18	at Texas Tech										
Apr. 19	at Texas Tech										
Apr. 24	at Texas										
Apr. 25	at Texas										
Apr. 26	at Texas										
May. 1	at Oklahoma										
May. 2	Oklahoma										
May. 8-9	Big 12 Championships										
May. 14-17	NCAA Regionals										
May 28-Jun. 3	WCWS										

CAREER CONSECUTIVE AND TOTAL STARTS

Player, Pos.	Yr.	Consecutive		Total	-----Starts by Year-----				Player, Pos.	Yr.	Consecutive		Total	-----Starts by Year-----			
		Starts	Starts		2020	2019	2018	2017			Starts	Starts		2020	2019	2018	2017
Sydney Pennington, INF	Jr.	141	141	18	62	61	--	--	Hayley Busby, INF	Jr.	0	121	17	52 (UVA)	52 (UVA)	--	--
Kiley Naomi, INF	So.	80	80	18	62	--	--	--	Carrie Eberle, P/DP	Sr.	0	103	8	32 (VT)	42 (VT)	21 (VT)	--
Michaela Richbourg, INF	Jr.	58	83	18	60	5	--	--	Raquel Dominguez, C	Jr.	0	40	8	21	11	--	--
Chyenne Factor, OF	So.	40	64	18	46	--	--	--	Sydney Springfield, INF	Sr.	0	24	10	14	--	--	--
Alysen Febrey, INF	Sr.	38	180	18	53 (UGA)	61 (UGA)	48 (UGA)	--	Logan Simunek, P	Sr.	0	23	4	7	7	5	--
Karli Petty, INF	Fr.	18	18	18	--	--	--	--	Gabby Sprang, P	Jr.	0	5	--	5	--	--	--
Mady Lohman, UTL	So.	8	14	8	6	--	--	--	Shalee Brantley, OF	Sr.	0	2	--	2	--	--	--
Madison Neighbors, C	Fr.	2	10	10	--	--	--	--	Kelly Maxwell, P	R-Fr.	0	6	6	--	--	--	--
Chelsea Alexander, OF	Jr.	1	77	1	35	41	--	--									



2020 RESULTS

GAME DATE	OPPOSING TEAM	SCORE	R-H-E	R-H-E	INNS	OVERALL	BIG 12	PITCHER OF RECORD	ATTEND	TIME
FEB 07, 2020	AT LSU	0-1L	0-4-0	1-4-0	7	0-1-0	0-0-0	EBERLE, C. (L 0-1)	1536	2:07
FEB 08, 2020	VS FLORIDA A&M	W 21-0	21-17-0	0-0-4	5	1-1-0	0-0-0	MAXWELL, K. (W 1-0)	603	1:59
FEB 08, 2020	AT LSU	2-3 L	2-2-1	3-5-2	7	1-2-0	0-0-0	MAXWELL, K. (L 1-1)	1934	2:25
FEB 09, 2020	VS FLORIDA A&M	W 6-2	6-6-0	2-5-0	7	2-2-0	0-0-0	EBERLE, C. (W 1-1)	467	2:10
FEB 13, 2020	VS VIRGINIA TECH	W 14-6	14-12-2	6-9-3	6	3-2-0	0-0-0	SIMUNEK, L. (W 1-0)	0	2:40
FEB 13, 2020	VS SOUTH FLORIDA	W 5-1	5-5-1	1-7-2	7	4-2-0	0-0-0	MAXWELL, K. (W 2-1)	0	2:13
FEB 14, 2020	VS MINNESOTA	W 2-0	2-4-2	0-4-0	7	5-2-0	0-0-0	EBERLE, C. (W 2-1)	0	2:12
FEB 14, 2020	VS MISSOURI	2-3 L	2-7-2	3-5-1	(8)	5-3-0	0-0-0	MAXWELL, K. (L 2-2)	0	2:45
FEB 15, 2020	VS ALABAMA	W 4-1	4-11-1	1-3-2	7	6-3-0	0-0-0	EBERLE, C. (W 3-1)	1043	2:27
FEB 21, 2020	VS OLE MISS	5-8 L	5-10-2	8-8-1	7	6-4-0	0-0-0	SIMUNEK, L. (L 1-1)	147	2:30
FEB 21, 2020	VS LOUISIANA	W 1-0	1-1-1	0-2-2	7	7-4-0	0-0-0	EBERLE, C. (W 4-1)	174	1:55
FEB 22, 2020	VS LOUISIANA	2-3 L	2-5-1	3-5-1	7	7-5-0	0-0-0	MAXWELL, K. (L 2-3)	176	1:52
FEB 22, 2020	AT UAB	W 3-0	3-10-2	0-0-1	7	8-5-0	0-0-0	EBERLE, C. (W 5-1)	359	1:44
FEB 28, 2020	UIC	W 8-0	8-8-0	0-2-1	5	9-5-0	0-0-0	SIMUNEK, L. (W 2-1)	500	1:50
FEB 28, 2020	LOUISVILLE	W 3-0	3-5-0	0-2-2	7	10-5-0	0-0-0	EBERLE, C. (W 6-1)	611	1:35
FEB 29, 2020	LOUISVILLE	W 2-1	2-3-0	1-6-1	(8)	11-5-0	0-0-0	MAXWELL, K. (W 3-3)	789	1:47
FEB 29, 2020	OREGON	W 5-4	5-13-2	4-9-0	(9)	12-5-0	0-0-0	EBERLE, C. (W 7-1)	1060	3:11
MAR 01, 2020	DRAKE	W 5-0	5-8-0	0-6-0	7	13-5-0	0-0-0	MAXWELL, K. (W 4-3)	679	2:05



2020 OVERALL STATISTICS

RECORD: 13-5 HOME: 5-0 AWAY: 1-2 NEUTRAL: 7-3 BIG 12: 0-0

PLAYER	AVG	GP	GS	AB	R	H	2B	3B	HR	RBI	TB	SLG%	BB	HBP	SO	GDP	OB%	SF	SH	SB	ATT	PO	A	E	FLD%	
FEBREY, A.	.365	18	18	52	14	19	4	0	7	22	44	.846	8	3	7	1	.469	1	0	0	1	137	4	5	.966	
NAOMI, K.	.356	18	18	59	18	21	3	0	5	13	39	.661	7	1	7	0	.433	0	2	9	9	18	41	2	.967	
PENNINGTON	.333	18	18	60	15	20	4	0	3	11	33	.550	4	3	12	0	.403	0	0	0	0	15	49	3	.955	
FACTOR, C.	.296	18	18	54	3	16	2	0	0	9	18	.333	4	0	18	0	.339	1	1	0	0	5	0	1	.833	
LOHMAN, M.	.292	12	8	24	3	7	2	0	0	2	9	.375	4	0	6	0	.393	0	1	1	1	10	0	1	.909	
RICHBOURG, M	.286	18	18	56	8	16	1	1	1	10	22	.393	7	3	10	0	.394	0	0	1	1	21	1	0	1.000	
BUSBY, H.	.220	18	17	50	5	11	2	1	1	6	18	.360	6	1	12	0	.316	0	0	0	0	3	2	0	1.000	
DOMINGUEZ, R	.211	9	8	19	0	4	1	0	0	1	5	.263	0	0	6	0	.200	1	1	0	0	55	3	0	1.000	
NEIGHBORS, M	.167	11	10	24	2	4	1	0	0	1	5	.208	2	0	7	0	.231	0	1	0	0	65	9	0	1.000	
PETTY, K.	.156	18	18	45	10	7	2	0	0	2	9	.200	4	4	15	0	.283	0	3	1	1	31	31	3	.954	

EBERLE, C.	.250	3	1	4	0	1	0	0	0	0	1	.250	0	0	1	0	.250	0	0	0	0	0	19	1	.950	
ALEXANDER, C	.214	14	1	14	6	3	0	0	0	2	3	.214	2	1	5	0	.353	0	0	3	3	3	0	1	.750	
SPRINGFIELD	.133	12	10	15	2	2	0	0	0	0	2	.133	6	0	9	1	.381	0	0	0	0	0	0	0	.000	
CALLAHAM, J.	.000	7	0	4	2	0	0	0	0	0	0	.000	0	0	1	0	.000	0	0	0	0	0	0	0	.000	
CUNCONAN, M.	.000	12	0	2	2	0	0	0	0	0	0	.000	0	0	0	0	.000	0	0	0	2	0	0	0	.000	
BRANTLEY, S.	.000	8	0	0	0	0	0	0	0	0	0	.000	0	0	0	0	.000	0	0	0	0	0	0	0	.000	

TOTALS	.272	18	18	482	90	131	22	2	17	79	208	.432	54	16	116	2	.362	3	9	15	18	367	168	17	.969	
OPPONENTS	.189	18	18	435	33	82	11	0	6	24	111	.255	50	11	109	7	.287	2	8	13	19	357	109	23	.953	

PLAYER	ERA	W	L	APP	GS	CG	SHO	CBO	SV	IP	H	R	ER	BB	SO	2B	3B	HR	AB	B/AVG	WP	HBP	BK	SFA	SHA
EBERLE, C.	0.48	7	1	10	8	7	4	0	2	58.0	30	9	4	24	49	2	0	1	198	.152	3	5	0	1	5
MAXWELL, K.	1.53	4	3	9	6	3	1	1	0	36.2	26	10	8	10	40	4	0	4	131	.198	3	2	0	1	1
SIMUNEK, L.	2.53	2	1	7	4	1	1	1	1	27.2	26	14	10	16	20	5	0	1	106	.245	1	4	0	0	2
TOTALS	1.26	13	5	18	18	11	7	1	3	122.1	82	33	22	50	109	11	0	6	435	.189	7	11	0	2	8
OPPONENTS	4.47	5	13	18	18	8	1	1	2	119.0	131	90	76	54	116	22	2	17	482	.272	12	16	0	3	9

MULTIPLE HIT GAMES						MULTIPLE RBI GAMES						HITTING STREAKS						Longest	Current
Pennington	4	2	-	-	6	Febrey, A.	4	2	1	-	7	Naomi, K.	9	-	-	-	-	9	2
Naomi, K.	4	-	1	-	5	Naomi, K.	2	-	1	-	3	Febrey, A.	7	-	-	-	-	7	2
Richbourg, M	3	1	-	-	4	Factor, C.	2	-	-	-	2	Pennington	5	-	-	-	-	5	5
Febrey, A.	2	2	-	-	4	Busby, H.	1	1	-	-	2	Factor, C.	3	-	-	-	-	3	2
Factor, C.	3	1	-	-	4	Richbourg, M	-	1	1	-	2	Richbourg, M	3	-	-	-	-	3	2
Busby, H.	2	1	-	-	3	Pennington	1	1	-	-	2	Lohman, M.	3	-	-	-	-	3	2
Petty, K.	1	-	-	-	1	Petty, K.	1	-	-	-	1	Springfield	2	-	-	-	-	2	-
Dominguez, R	-	1	-	-	1	TEAM	11	5	3	0	19	Petty, K.	2	-	-	-	-	2	-
Lohman, M.	1	-	-	-	1							Eberle, C.	1	-	-	-	-	1	-
Neighbors, M	1	-	-	-	1							Alexander, C	1	-	-	-	-	1	1
TEAM	21	8	1	0	30							Dominguez, R	1	-	-	-	-	1	1
												Busby, H.	1	-	-	-	-	1	-
												Neighbors, M	1	-	-	-	-	1	-
REACHED BASE STREAKS																		Longest	Current
Febrey, A.	12	-	-	-	2													12	2
Naomi, K.	9	-	-	-	2													9	2
Richbourg, M	6	-	-	-	6													6	6
Lohman, M.	6	-	-	-	2													6	2
Springfield	5	-	-	-	-													5	-
Pennington	5	-	-	-	5													5	5
Petty, K.	4	-	-	-	-													4	-
Factor, C.	4	-	-	-	2													4	2
Neighbors, M	3	-	-	-	-													3	-
Alexander, C	2	-	-	-	2													2	2
Busby, H.	2	-	-	-	1													2	1
Dominguez, R	1	-	-	-	1													1	1
Eberle, C.	1	-	-	-	-													1	-

SELECT PLAYERS GAME-BY-GAME STATS



OKLAHOMA STATE
COWGIRLS



33 HAYLEY BUSBY

INFIELDER | R/R | 5-8 | JUNIOR
PHOENIX, ARIZ. | VIRGINIA

2019 NFCA Mid-Atlantic Third Team

Career Highs (at Virginia)

Hits 3, 12 times, last vs. Alabama, 2/15/20
Home Runs 2, twice, last at Notre Dame, 4/27/19
Runs Scored 3, twice, last vs. Notre Dame, 4/19/19
Runs Batted In 5 at Louisville, 4/8/18
Walks 2, four times, last vs. VT, 2/13/20
Stolen Bases 1, four times, last vs. NC St., 4/26/19

2020 Season Highs

Hits 3 vs. Alabama, 2/15/20
Runs Scored 2, twice, last vs. VT, 2/13/20
Runs Batted In 3 vs. VT, 2/13/20
Walks 2 vs. VT, 2/13/20
Stolen Bases No stolen bases

Busby Notes

- Started all 53 games in 2019.
- Finished second in the ACC with 17 doubles, sixth with a .706 slugging percentage and seventh with a .388 batting average.
- Her 17 doubles is the sixth most ever in Virginia history and her .388 batting average is the eighth best mark in program history.
- Homered twice and brought in four runners in a nine-inning shootout with Notre Dame.
- Tabbed as the ACC Player of the Week (4/23-4/30) after hitting .550 (11-for-20) over five games.
- Wrapped up the season on fire, highlighted by a 14-game hitting streak.
- Named the 2016 Arizona Gatorade Player of the Year.
- Drove in 31 runs during her freshman campaign, a mark that ranks in the top five among Virginia freshmen.

BUSBY'S CAREER STATISTICS

Year	Avg	GP-GS	AB	R	H	2B/3B/HR	RBI	TB	SLG%	BB	HBP	SO	GDP	OB%	SF-SH	SB	PO	A	E	FLD%
2018*	.280	52-52	168	25	47	12-3-5	31	80	.476	14	0	16	2	.333	1-0	2	88	144	25	.903
2019*	.388	53-53	170	39	66	17-2-11	27	120	.706	12	0	13	3	.419	4-0	2	60	73	14	.905
2020	.220	18-17	50	5	11	2-1-1	6	18	.360	6	1	12	0	.316	0-0	0	3	2	0	1.000
Total	.320	123-122	388	69	124	31-6-17	64	218	.562	32	1	41	5	.369	5-0	4	151	219	39	0.905

2020 SEASON RESULTS

Date	OPPONENT	GS	AB	R	H	RBI	2B	3B	HR	BB	IBB	SB	CS	HBP	SAC	SF	GDP	K	PO	A	E	Avg
Feb 07, 2020	LSU	*	3	0	0	0	0	0	0	0	0	0	0	0	0	0	0	0	0	0	0	.000
Feb 08, 2020	Florida A&M	*	3	2	2	0	0	0	0	1	0	0	0	1	0	0	0	0	0	0	0	.333
Feb 08, 2020	LSU	*	3	0	0	0	0	0	0	0	0	0	0	0	0	0	0	0	0	0	0	.222
Feb 09, 2020	Florida A&M	*	0	1	0	0	0	0	0	2	0	0	0	0	0	0	0	0	0	0	0	.222
Feb 13, 2020	Virginia Tech	*	2	2	1	3	0	0	1	2	0	0	0	0	0	0	0	1	1	0	0	.273
Feb 13, 2020	South Florida	*	3	0	0	0	0	0	0	0	0	0	0	0	0	0	0	0	1	0	0	.214
Feb 14, 2020	Minnesota	*	3	0	1	0	1	0	0	0	0	0	0	0	0	0	0	2	0	0	0	.235
Feb 14, 2020	Missouri	*	4	0	0	0	0	0	0	0	0	0	0	0	0	0	0	1	0	0	0	.190
Feb 15, 2020	Alabama	*	4	0	3	0	0	0	0	0	0	0	0	0	0	0	0	0	0	0	0	.280
Feb 21, 2020	Ole Miss	*	3	0	0	0	0	0	0	0	0	0	0	0	0	0	0	1	0	0	0	.250
Feb 21, 2020	Louisiana	*	3	0	0	0	0	0	0	0	0	0	0	0	0	0	0	1	0	0	0	.226
Feb 22, 2020	Louisiana	*	3	0	1	0	0	1	0	0	0	0	0	0	0	0	0	1	0	0	0	.235
Feb 22, 2020	UAB	*	4	0	0	0	0	0	0	0	0	0	0	0	0	0	0	1	0	0	0	.211
Feb 28, 2020	UIC	*	3	0	2	2	0	0	0	0	0	0	0	0	0	0	0	1	0	0	0	.244
Feb 28, 2020	LOUISVILLE	*	3	0	0	0	0	0	0	0	0	0	0	0	0	0	0	1	0	0	0	.227
Feb 29, 2020	LOUISVILLE	*	3	0	1	1	1	0	0	0	0	0	0	0	0	0	0	0	0	0	0	.234
Feb 29, 2020	OREGON	*	2	0	0	0	0	0	0	0	0	0	0	0	0	0	0	2	0	0	0	.224
Mar 01, 2020	DRAKE		1	0	0	0	0	0	0	1	0	0	0	0	0	0	0	0	1	2	0	.220



SELECT PLAYERS GAME-BY-GAME STATS



OKLAHOMA STATE
COWGIRLS



25 CARRIE EBERLE

PITCHER | R/R | 6-0 | SENIOR
CHARLOTTE, N.C. | VIRGINIA TECH

2017 ACC All-Freshmen & All-Academic Team
2017-18 ACC Academic Honor Roll
2018-19 VaSID All-State second-team
2018 Second-Team All-Region & All-ACC
2018-19 CoSIDA Academic All-District
2019 VaSID All-State Academic Team
2019 ACC Softball Scholar Athlete of the Year
2019 First-Team All-Region & All-ACC
2019 ACC Pitcher of the Year
ACC Co-Pitcher of the Week (3/5/19)
2019 JWOS Preseason All-American Third Team
Big 12 Co-Pitcher of the Week (2/18/20)

Batting Career Highs (at Virginia Tech)

Hits 3 at Radford, 4/11/18
Home Runs 2 at Virginia, 4/13/18
Runs Scored 2, three times, last vs. Hampton, 5/2/18
Runs Batted In 6 vs. Florida A&M, 2/9/18
Walks 3 at North Carolina, 4/8/18

Pitching Career Highs (at Virginia Tech)

Innings Pitched 8.0, four times, last vs. Liberty, 4/10/18
Hits Allowed 13 vs. Marshall, 4/21/17
Earned Runs 7, twice, last vs. Louisville, 3/29/19
Walks 6, twice, vs. Alabama, 2/15/20
Strikeouts 11 vs. FAMU (2/9/20)

2020 Season Highs

Innings Pitched 7.0, four times, last vs. UAB (2/22/20)
Hits Allowed 4, three times, last vs. Minnesota (2/14/20)
Earned Runs 2 vs. FAMU (2/9/20)
Walks 6 vs. Alabama (2/15/20)
Strikeouts 11 vs. FAMU (2/9/20)

Eberle Notes

- Transferred to Oklahoma State after three brilliant years at Virginia Tech.
- Accumulated numerous awards and honors, including ACC Pitcher of the Year and ACC Softball Scholar Athlete of the Year
- Tallied a career-best 25 wins in 2019.
- Has recorded double-digit strikeout totals in a game twice. One against Georgia Tech and one against Duke; both happened in 2019.
- Currently attending a graduate program at Oklahoma State. One of three athletes on the team currently in grad school.
- Ranked by Softball America as the No. 44 best player in the country.

EBERLE'S CAREER PITCHING STATISTICS

Year	ERA	W-L	APP-GS	CG	SHO	SV	IP	H	R	ER	BB	SO	2B/3B/HR	BF	BAVG	WP	HBP	SFA-SHA
2017*	3.43	9-11	38-20	10	1	2	153.2	179	103	75	76	79	32-5-7	719	.291	29	5	9-13
2018*	1.72	12-16	33-28	21	5	1	187	123	70	46	62	131	21-1-4	756	.182	6	7	2-8
2019*	1.84	25-8	36-32	23	9	0	201.1	185	83	53	55	164	27-6-6	857	.236	14	14	2-2
2020	0.48	7-1	10-8	7	4	2	58.0	30	9	4	24	49	2-0-1	198	.152	3	5	1-5
Career	2.08	53-36	117-88	61	19	5	600	517	265	178	217	423	82-12-18	2530	.204	52	31	14-28

Date	OPPONENT	GS	IP	H	R	ER	BB	SO	2B	3B	HR	WP	BK	HBP	IBB	Score	W	L	SV	ERA
Feb 07, 2020	LSU	*	6.0	4	1	1	4	3	1	0	0	1	0	0	0	0-1	0	1	0	1.17
Feb 09, 2020	Florida A&M	*	5.0	4	2	2	3	11	0	0	1	1	0	1	0	6-2	1	1	0	1.91
Feb 13, 2020	Virginia Tech		2.0	2	1	0	0	1	0	0	0	0	0	0	0	14-6	1	1	1	1.62
Feb 13, 2020	South Florida		1.0	0	0	0	0	2	0	0	0	0	0	0	0	5-1	1	1	2	1.50
Feb 14, 2020	Minnesota	*	7.0	4	0	0	1	4	0	0	0	0	0	0	3	2-0	2	1	2	1.00
Feb 15, 2020	Alabama	*	7.0	3	1	0	6	3	0	0	0	0	0	0	0	4-1	3	1	2	0.75
Feb 21, 2020	Louisiana	*	7.0	2	0	0	2	6	1	0	0	0	0	0	0	1-0	4	1	2	0.60
Feb 22, 2020	UAB	*	7.0	0	0	0	1	5	0	0	0	1	0	0	0	3-0	5	1	2	0.50
Feb 28, 2020	LOUISVILLE	*	7.0	2	0	0	1	3	0	0	0	0	0	1	0	3-0	6	1	2	0.43
Feb 29, 2020	OREGON	*	9.0	9	4	1	6	11	0	0	0	0	0	0	0	5-4	7	1	2	0.48

EBERLE'S CAREER BATTING STATISTICS

Year	Avg	GP-GS	AB	R	H	2B/3B/HR	RBI	TB	SLG%	BB	HBP	SO	GDP	OB%	SF-SH	SB	PO	A	E	FLD%
2017*	.276	41-21	29	3	8	0-0-0	2	8	.276	8	0	12	0	.432	0-0	0	7	53	5	.923
2018*	.264	44-42	110	11	29	4-0-8	17	57	.518	16	1	29	0	.365	0-0	0	1	70	1	.986
2019*	.250	36-32	8	1	2	0-0-0	1	2	.250	1	0	2	0	.333	0-0	0	5	59	1	.985
2020	.250	2-0	4	0	1	0-0-0	0	1	.250	0	0	1	0	.250	0-0	0	0	8	0	1.000
Total	.265	123-95	151	15	40	4-0-8	20	68	.450	25	1	44	0	.373	0-0	0	13	190	7	.967

Date	OPPONENT	GS	AB	R	H	RBI	2B	3B	HR	BB	IBB	SB	CS	HBP	SAC	SF	GDP	K	PO	A	E	Avg
Feb 08, 2020	Florida A&M		1	0	0	0	0	0	0	0	0	0	0	0	0	0	0	1	0	0	0	.000
Feb 13, 2020	Virginia Tech		1	0	1	0	0	0	0	0	0	0	0	0	0	0	0	0	0	0	0	.500
Feb 29, 2020	OREGON	*	2	0	0	0	0	0	0	0	0	0	0	0	0	0	0	0	3	1		.250



SELECT PLAYERS GAME-BY-GAME STATS



OKLAHOMA STATE
COWGIRLS



5 KILEY NAOMI
INFIELD | R/R | 5-7 | SOPHOMORE
MAURICE, LA. / NORTH VERMILION HS

2019 Big 12 All-Freshman Team

Career Highs

Hits 4 vs. FAMU, 2/8/20
Runs Scored 4 vs. Baylor 3/22/19
Runs Batted In 4 vs. FAMU, 2/8/20
Walks 2, five times last vs. USF, 2/13/20
Stolen Bases 2, six times,
last vs. Oregon, 2/29/20

2020 Season Highs

Hits 4 vs. FAMU, 2/8/20
Runs Scored 3, twice, last vs. UIC, 2/28/20
Runs Batted In 4 vs. FAMU, 2/8/20
Walks 2 vs. USF, 2/13/20
Stolen Bases 2, twice, last vs. Oregon, 2/29/20

Naomi Notes

- Became in leadoff hitter in the third game of the season and has flourished at the top of the order.
- Lead off the game with a home run against Virginia Tech.
- Blasted a two-run homer against No. 14 Minnesota, the only runs scored by the Cowgirls in a shutout win.
- One of two freshman Cowgirls named to the conference's All-Freshman team in 2019.
- Earned the starting shortstop role from day one.
- Regarded as one of the best defensive shortstop in the conference.
- Led the team and finished second in the conference with 19 steals.
- Walked 29 times to fall just one free pass shy of matching Vanessa Shippy's OSU freshman record in 2019.
- Turned a record-setting 22 double plays among non-firstbase players.

NAOMI'S CAREER STATISTICS

Year	Avg	GP-GS	AB	R	H	2B	3B	HR	RBI	TB	SLG%	BB	HBP	SO	GD	POB%	SF	SH	SB	ATT	PO	A	E	FLD%
2019	.258	62-62	163	41	42	12	0	6	18	72	.442	29	3	37	1	.378	1	0	19	21	99	135	16	.936
2020	.356	18-18	59	18	21	3	0	5	13	39	.661	7	1	7	0	.433	0	2	9	9	18	41	2	.967
Total	.284	80-80	222	59	63	15	0	11	31	111	.500	36	4	44	1	.392	1	2	28	30	117	176	18	.942

2020 SEASON RESULTS

Date	OPPONENT	GS	AB	R	H	RBI	2B	3B	HR	BB	IBB	SB	CS	HB	SAC	SF	GDP	K	PO	A	E	Avg
Feb 07, 2020	LSU	*	2	0	0	0	0	0	0	0	0	0	0	0	0	0	0	0	0	2	0	.000
Feb 08, 2020	Florida A&M	*	4	3	4	4	1	0	1	0	0	0	0	0	0	0	0	0	1	2	0	.667
Feb 08, 2020	LSU	*	3	0	1	1	0	0	0	0	0	1	0	0	0	0	0	0	1	0	2	.556
Feb 09, 2020	Florida A&M	*	4	0	1	0	0	0	0	0	0	0	0	0	0	0	0	0	1	0	0	.462
Feb 13, 2020	Virginia Tech	*	4	3	2	2	0	0	1	0	0	1	0	1	0	0	0	0	2	5	1	.471
Feb 13, 2020	South Florida	*	2	1	1	0	0	0	0	2	0	2	0	0	0	0	0	0	1	2	2	.474
Feb 14, 2020	Minnesota	*	2	1	1	2	0	0	1	1	0	0	0	0	0	0	0	0	1	2	1	.476
Feb 14, 2020	Missouri	*	3	0	1	1	0	0	0	1	0	0	0	0	1	0	0	0	2	3	0	.458
Feb 15, 2020	Alabama	*	4	0	1	0	1	0	0	0	0	0	0	0	0	0	0	0	1	0	2	.429
Feb 21, 2020	Ole Miss	*	4	2	2	0	0	0	0	0	0	0	0	0	0	0	0	0	1	2	0	.438
Feb 21, 2020	Louisiana	*	4	0	0	0	0	0	0	0	0	1	0	0	0	0	0	0	0	3	0	.389
Feb 22, 2020	Louisiana	*	4	0	1	0	0	0	0	0	0	0	0	0	0	0	0	0	1	2	3	.375
Feb 22, 2020	UAB	*	4	0	2	1	1	0	0	0	0	0	0	0	0	0	0	0	0	3	0	.386
Feb 28, 2020	UIC	*	2	3	1	1	0	0	1	1	0	0	0	0	0	0	0	0	0	1	0	.391
Feb 28, 2020	LOUISVILLE	*	2	1	0	0	0	0	0	1	0	1	0	0	0	0	0	0	2	4	0	.375
Feb 29, 2020	LOUISVILLE	*	3	0	0	0	0	0	0	0	0	0	0	1	0	0	0	0	1	2	2	.353
Feb 29, 2020	OREGON	*	5	2	2	0	0	0	0	0	0	2	0	0	0	0	0	0	1	1	2	.357
Mar 01, 2020	DRAKE	*	3	2	1	1	0	0	1	1	0	1	0	0	0	0	0	0	0	2	0	.356



SELECT PLAYERS GAME-BY-GAME STATS



OKLAHOMA STATE
COWGIRLS



9 CHYENNE FACTOR

OUTFIELD | R/R | 5-7 | SOPHOMORE
YUKON, OKLA. | YUKON HS

2019 Big 12 All-Freshman Team

Career Highs

Hits 3, four times, last vs. FAMU, 2/8/20
Home Runs 1, nine times, last at Florida State, 5/25/19
Grand Slams 1 vs. Tulsa, 5/17/19
Runs Scored 3, twice, last vs. FAMU, 2/8/20
Runs Batted In 4 vs. Tulsa, 5/17/19
Walks 3, four times, last vs. Texas Tech, 4/26/19
Stolen Bases No stolen bases
Strikeouts 3, twice, last vs. Minnesota, 2/14/20

2020 Season Highs

Hits 3 vs. FAMU, 2/8/20
Home Runs No home run
Runs Scored 3 vs. FAMU, 2/8/20
Runs Batted In 2 vs. Ole Miss, 2/20/20
Walks 1 vs. Missouri, 2/14/20
Stolen Bases No stolen bases
Strikeouts 3, twice, last vs. Minnesota, 2/14/20

Factor Notes

- One of two freshman Cowgirls named to the conference's All-Freshman team in 2019.
- Led the team in batting average.
- Slugged nine home runs in her freshman campaign, tied OSU's freshman record with two others.
- Posted the second-best slugging percentage in any Cowgirl's freshman season.
- Robbed a home run against No. 2 Washington in the 2019 Women's College World Series. The play would later be featured on SportsCenter's Top 10 that night. Her great defensive play was also chosen as the No. 2 best play of the entire 2019 WCWS.
- Smashed a grand slam against Tulsa in the 2019 NCAA Stillwater Regionals to turn the tide in favor of the Cowgirls.
- Opened the Super Regional finale against defending champion Florida State with a solo home run.
- Came through in the most crucial situations for head coach Kenny Gajewski and Co., as her .432 (19-for-44) average with runners in scoring position was the top mark among qualified Cowgirls in 2019.
- Her double against Syracuse marked the beginning of a 12-game hitting streak, which is tied for the ninth longest hitting streak in school history.

FACTOR'S CAREER STATISTICS


Year	Avg	GP-GS	AB	R	H	2B	3B	HR	RBI	TB	SLG%	BB	HBP	SO	GDP	OB%	SF	SH	SB	ATT	PO	A	E	FLD%
2019	.338	56-46	133	24	45	6	0	9	39	78	.586	17	3	24	0	.419	2	1	0	0	33	2	1	.972
2020	.296	18-18	54	3	16	2	0	0	9	18	.333	4	0	18	0	.339	1	1	0	0	5	0	1	.833
Total	.326	74-64	187	27	61	8	0	9	48	96	.513	21	3	42	0	.397	3	2	0	0	38	2	2	.952

2020 SEASON RESULTS

Date	OPPONENT	GS	AB	R	H	RBI	2B	3B	HR	BB	IBB	SB	CS	HBPS	SAC	SF	GDP	K	PO	A	E	Avg
Feb 07,	LSU	*	3	0	2	0	0	0	0	0	0	0	0	0	0	0	0	1	0	0	0	.667
Feb 08,	Florida A&M	*	4	3	3	1	0	0	0	0	0	0	0	0	0	0	0	0	0	0	0	.714
Feb 08,	LSU	*	3	0	0	0	0	0	0	0	0	0	0	0	0	0	0	0	0	0	0	.500
Feb 09,	Florida A&M	*	2	0	1	2	1	0	0	0	0	0	0	0	0	0	0	0	0	0	0	.500
Feb 13,	Virginia Tech	*	5	0	2	1	1	0	0	0	0	0	0	0	0	0	0	3	0	0	0	.471
Feb 13,	South Florida	*	3	0	1	1	0	0	0	0	0	0	0	0	0	0	0	1	0	0	0	.450
Feb 14,	Minnesota	*	3	0	0	0	0	0	0	0	0	0	0	0	0	0	0	3	0	0	0	.391
Feb 14,	Missouri	*	2	0	0	1	0	0	0	1	0	0	0	0	0	0	0	2	0	0	0	.360
Feb 15,	Alabama	*	4	0	1	0	0	0	0	0	0	0	0	0	0	0	0	1	0	0	0	.345
Feb 21, 2020	Ole Miss	*	3	0	2	2	0	0	0	0	0	0	0	0	0	0	1	0	1	0	1	.375
Feb 21, 2020	Louisiana	*	3	0	1	0	0	0	0	0	0	0	0	0	0	0	0	1	0	0	0	.371
Feb 22, 2020	Louisiana	*	3	0	0	0	0	0	0	0	0	0	0	0	0	0	0	1	2	0	0	.342
Feb 22, 2020	UAB	*	4	0	1	0	0	0	0	0	0	0	0	0	0	0	0	2	0	0	0	.333
Feb 28, 2020	UIC	*	2	0	0	0	0	0	0	1	0	0	0	0	0	0	0	0	1	0	0	.318
Feb 28, 2020	LOUISVILLE	*	3	0	0	0	0	0	0	0	0	0	0	0	0	0	0	1	0	0	0	.298
Feb 29, 2020	LOUISVILLE	*	3	0	0	0	0	0	0	0	0	0	0	0	0	0	0	1	0	0	0	.280
Feb 29, 2020	OREGON	*	2	0	1	1	0	0	1	0	0	0	0	1	0	0	1	1	0	0	0	.288
Mar 01, 2020	DRAKE	*	2	0	1	0	0	0	1	0	0	0	0	0	0	0	0	0	0	0	0	.296



SELECT PLAYERS GAME-BY-GAME STATS



OKLAHOMA STATE
COWGIRLS



1 ALYSEN FEBREY

INFIELD | L/L | 5-8 | SENIOR
PEACHTREE CITY, GA. | GEORGIA

2017 SEC Academic Honor Roll

2017 J. Reid Parker Director of Athletics Honor Roll

2017 First-Year SEC Academic Honor Roll

2018 SEC Academic Honor Roll

2018 NFCA All-Southeast Second Team

2019 NFCA All-Southeast Second Team

2019 SEC Academic Honor Roll

Career Highs (at Georgia)

Hits 4, twice, last vs. Missouri, 4/8/18
Home Runs 2, twice, vs. B-CU, 2/9/19
Runs Scored 3, twice, last vs. Samford, 2/16/18
Runs Batted In 5, twice, last vs. Tenn., 4/21/19
Walks 2, six times, last vs. FAMU, 2/8/20
Stolen Bases 2 vs. UAB, 3/3/19

2020 Season Highs

Hits 3, twice, last vs. Drake, 3/1/20
Home Runs 2 vs. Drake, 3/1/20
Runs Scored 2, twice, last vs. Drake, 3/1/20
Runs Batted In 4 vs. FAMU, 2/8/20
Walks 2, last, vs. Oregon, 2/29/20
Stolen Bases No stolen bases

Febrey Notes

- Ranked by Softball America as the No. 82 best player on the Top-100 List.
- Selected to compete for Team Canada the past two summers.
- Voted on Second Team All-Region twice, from 18-19.
- Boasts a career slash line of .332/.403/.562.
- Has started in all but one game that she has appeared in.
- Despite suffering regression in her junior campaign, Coach Gajewski is hoping that a change of scenery will see Febrey return to the dominant batter that she is.
- Has been highly touted by Coach Gajewski as a leader on the 2020 squad with three years in the tough SEC under her belt.
- Not just a slugger at the plate, Febrey also has speed on the basepaths. She stole seven bases last season and is 12-for-13 in her career.
- Finished sixth in the conference with a .388 batting average and third in doubles with 18 in 2018.
- Slotted at No. 26 in Softball America's Top-100 List in 2019.
- Barring any injuries, Febrey should reach the 100-runs, 200-hits, 50-doubles and 30-home runs mark by the end of season.


FEBREY'S CAREER STATISTICS

Year	Avg	GP-GS	AB	R	H	2B/3B/HR	RBI	TB	SLG%	BB	HBP	SO	GDP	OB%	SF-SH	SB	PO	A	E	FLD%
2017	.273	49-48	132	12	36	10-0-3	20	55	.417	6	2	20	1	.312	0-3	1	239	12	7	.973
2018	.389	61-61	185	37	72	18-2-9	50	121	.654	18	6	18	1	.464	2-2	4	329	6	12	.965
2019	.314	53-53	153	33	48	11-1-9	36	88	.575	24	1	19	0	.406	2-1	7	52	4	2	.966
2020	.365	18-18	52	14	19	4-0-7	22	44	.846	8	3	7	1	.469	1-0	0	137	4	5	.966
Total	.335	181-180	522	96	175	43-3-28	128	308	.590	56	12	64	3	.404	5-6	12	757	26	26	.968

2020 SEASON RESULTS

Date	OPPONENT	GS	AB	R	H	RBI	2B	3B	HR	BB	IBB	SB	CS	HBPS	SAC	SF	GDPK	PO	A	E	Avg
Feb 07, 2020	LSU	*	2	0	0	0	0	0	0	1	0	0	0	0	0	0	0	11	0	0	.000
Feb 08, 2020	Florida A&M	*	1	1	0	0	0	0	0	2	0	0	0	0	0	0	0	2	0	0	.000
Feb 08, 2020	LSU	*	3	0	0	0	0	0	0	0	0	0	0	0	0	0	0	7	0	1	.000
Feb 09, 2020	Florida A&M	*	3	1	1	4	0	0	1	0	0	0	0	0	0	0	1	1	0	0	.111
Feb 13, 2020	Virginia Tech	*	4	1	2	1	0	0	1	1	0	0	0	0	0	0	1	8	0	0	.231
Feb 13, 2020	South Florida	*	2	1	1	1	1	0	0	0	0	0	0	0	0	1	0	6	0	0	.267
Feb 14, 2020	Minnesota	*	3	0	2	0	0	0	0	0	0	0	0	0	0	1	0	8	2	0	.333
Feb 14, 2020	Missouri	*	5	1	1	0	0	0	0	0	0	0	0	0	0	0	0	8	0	1	.304
Feb 15, 2020	Alabama	*	3	1	1	1	0	0	0	1	0	0	0	0	0	0	0	12	0	0	.308
Feb 21, 2020	Ole Miss	*	3	2	1	0	1	0	0	0	0	0	1	0	0	0	2	4	0	0	.310
Feb 21, 2020	Louisiana	*	1	0	0	1	0	0	0	1	0	0	0	1	0	0	0	11	0	1	.300
Feb 22, 2020	Louisiana	*	3	1	1	2	0	0	1	0	0	0	0	0	0	0	0	4	0	0	.303
Feb 22, 2020	UAB	*	4	0	1	2	1	0	0	0	0	0	0	0	0	0	0	13	0	1	.297
Feb 28, 2020	UIC	*	2	1	1	3	1	0	0	0	0	0	0	1	0	0	0	4	1	0	.308
Feb 28, 2020	LOUISVILLE	*	3	1	1	2	0	0	1	0	0	0	0	0	0	0	0	14	1	0	.310
Feb 29, 2020	LOUISVILLE	*	3	0	0	0	0	0	0	0	0	0	0	0	0	0	0	9	0	0	.289
Feb 29, 2020	OREGON	*	3	1	3	2	0	0	1	2	2	0	0	0	0	0	0	11	0	1	.333
Mar 01, 2020	DRAKE	*	4	2	3	3	0	0	2	0	0	0	1	0	0	0	1	4	0	0	.365

SELECT PLAYERS GAME-BY-GAME STATS



OKLAHOMA STATE
COWGIRLS



21 SYDNEY PENNINGTON

INFIELD | R/R | 5-9 | JUNIOR
SAND SPRINGS, OKLA. | CHARLES PAGE HS

2018 Big 12 All-Freshman Team

2019 Team Captain

2019 First-Team Academic All-Big 12

Career Highs

Hits 3, six times, last vs. FAMU, 2/8/20
Home Runs 2 at Central Arkansas, 3/14/19
Runs Scored 3, three times, last vs. FAMU, 2/8/20
Runs Batted In 5 at Baylor, 3/22/19
Walks 2, twice, last vs. FAMU, 2/8/20
Stolen Bases 1, twice, last vs. Texas, 3/31/19

2019 Season Highs

Hits 3 vs. FAMU, 2/8/20
Home Runs 2 at Central Arkansas, 3/14/19
Runs Scored 3 vs. FAMU, 2/8/20
Runs Batted In 3 vs. FAMU, 2/8/20
Walks 2 vs. FAMU, 2/8/20
Stolen Bases No stolen bases

Pennington Notes

- Continued to be an everyday fixture of the OSU lineup, starting in all 62 games as the Cowgirls' third baseman.
- Served as one of the three team captains along with seniors Elise LeBeouf and Samantha Show.
- Has started every possible game since arriving in Stillwater, matching Madi Sue Montgomery as the only players to be in the lineup in all 123 games over the 2018 and 2019 seasons.
- Experienced a sophomore slump of sorts at the plate, but slugged .448, blasted a career-high 10 home runs and drove in 33 runs.
- Her 76 career runs batted in places her among the top 25 run producers in OSU history.
- Her 10 home runs are tied for the fourth most by a sophomore in school history.
- She ranks among the top-15 home-run hitters in school history only halfway through her OSU tenure.
- Hit a three-run home run against Kansas on April 5 that was caught barehanded by her father in left-center field.

PENNINGTON'S CAREER STATISTICS


Year	Avg	GP	GS	AB	R	H	2B	3B	HR	RBI	TBSLG%	BB	HBP	SO	GDPOB%	SF	SH	SB	ATT	PO	A	E	FLD%	
2018	.300	61	61	200	27	60	11	0	7	43	.460	13	3	50	.345	4	0	0	1	76	98	14	.926	
2019	.235	62	62	183	32	43	7	1	10	33	.448	15	2	49	.299	1	1	2	2	46	118	9	.948	
2020	.333	18	18	60	15	20	4	0	3	11	.550	4	3	12	.403	0	0	0	0	15	49	3	.955	
Total	.278	141	141	443	74	123	22	1	20	87	.207	.467	32	8	111	.334	5	1	2	3	137	265	26	.939

2020 SEASON RESULTS

Date	OPPONENT	GS	AB	R	H	RBI	2B	3B	HR	BB	IBB	SB	CS	HBPS	SAC	SF	GDPK	PO	A	E	Avg
Feb 07, 2020	LSU	*	3	0	0	0	0	0	0	0	0	0	0	0	0	0	0	3	7	0	.000
Feb 08, 2020	Florida A&M	*	3	3	3	3	0	0	1	2	0	0	0	0	0	0	0	0	0	0	.500
Feb 08, 2020	LSU	*	3	1	1	1	0	0	1	0	0	0	0	0	0	0	0	1	3	1	.444
Feb 09, 2020	Florida A&M	*	4	1	2	0	1	0	0	0	0	0	0	0	0	0	0	0	0	0	.462
Feb 13, 2020	Virginia Tech	*	5	1	3	2	1	0	0	0	0	0	0	0	0	0	0	1	0	2	.500
Feb 13, 2020	South Florida	*	1	2	0	0	0	0	0	1	0	0	0	1	0	0	0	1	1	3	.474
Feb 14, 2020	Minnesota	*	3	0	0	0	0	0	0	0	0	0	0	0	0	0	0	1	1	6	.409
Feb 14, 2020	Missouri	*	3	0	0	0	0	0	0	0	0	0	0	1	0	0	0	1	1	2	.360
Feb 15, 2020	Alabama	*	4	1	2	1	1	0	1	0	0	0	0	0	0	0	0	2	3	7	.379
Feb 21, 2020	Ole Miss	*	4	0	1	0	0	0	0	0	0	0	0	0	0	0	0	2	0	2	.364
Feb 21, 2020	Louisiana	*	3	0	0	0	0	0	0	0	0	0	0	0	0	0	0	2	1	5	.333
Feb 22, 2020	Louisiana	*	3	1	1	0	0	0	0	0	0	0	0	0	0	0	0	0	0	0	.333
Feb 22, 2020	UAB	*	4	0	0	0	0	0	0	0	0	0	0	0	0	0	0	1	0	4	.302
Feb 28, 2020	UIC	*	1	2	1	1	0	0	1	0	0	0	1	0	0	0	0	1	3	0	.318
Feb 28, 2020	LOUISVILLE	*	3	1	2	1	0	0	0	0	0	0	0	0	0	0	0	0	2	0	.340
Feb 29, 2020	LOUISVILLE	*	4	0	1	1	0	0	0	0	0	0	0	0	0	0	0	0	0	2	.333
Feb 29, 2020	OREGON	*	5	1	2	1	0	0	0	0	0	0	0	0	0	0	0	1	3	0	.339
Mar 01, 2020	DRAKE	*	4	1	1	0	1	0	0	0	0	0	0	0	0	0	0	0	0	0	.333



SELECT PLAYERS GAME-BY-GAME STATS



OKLAHOMA STATE
COWGIRLS



32 MICHAELA RICHBOURG

INFIELD | R/R | 5-8 | JUNIOR
BROKEN BOW, OKLA. | BROKEN BOW HS

2019 First-Team Academic All-Big 12
2019 First-Team NFCA All-Region

Career Highs

Hits 3, three times, last vs. Ole Miss, 2/21/20
Home Runs 2, twice, last at Iowa State, 4/13/19
Runs Scored 3, twice, vs. FAMU, 2/8/20
Runs Batted In 5 at Iowa State, 4/13/19
Walks 2, three times, last vs. FAMU, 2/8/20
Strikeouts 2, 12 times, last at LSU, 2/8/20
Stolen Bases 1, twice, last at Memphis, 3/18/19

2020 Season Highs

Hits 3 vs. Ole Miss, 2/21/20
Home Runs 1 vs. FAMU, 2/8/20
Runs Scored 3 vs. FAMU, 2/8/20
Runs Batted In 4 vs. FAMU, 2/8/20
Walks 2 vs. FAMU, 2/9/20
Strikeouts 2 at LSU, 2/8/20
Stolen Bases No stolen bases

Richbourg Notes

- Collected her first end-of-seasons honors by earning a slot on the All-Big 12 Second Team and NFCA All-Midwest Region First Team.
- Her 14 home runs are the most ever by an OSU sophomore and her 96 total bases are the fourth-best total for a second-year Cowgirl.
- Tied Kim Kaye and Courtney Totte for the third-highest single-season home run total in school history.
- Ranked seventh among the Big 12's top home-run hitters in 2019.
- Hit six home runs during conference play to finish fourth among the league's best power bats.
- Also finished fourth among Big 12 players with 16 runs batted in during conference play, eighth with 37 total bases and seventh with a .712 slugging percentage.
- Was hit by a pitch a team-high eight times in 2019.
- Notched her first career multi-homer game during a 21-2 win at Baylor on March 22.
- Hit a go-ahead – and ultimately game-winning – two-run home run in the top of the ninth inning of OSU's 3-1 win over No. 4 Florida State in the opener of the Tallahassee Super Regional on May 23.
- Also recorded 17 putouts at first base against the hosting Seminoles to post the highest single-game total by a Big 12 competitor in 2019.

RICHBOURG'S CAREER STATISTICS

Year	Avg	GP	GS	AB	R	H	2B	3B	HR	RBI	TBSLG%	BB	HBP	SO	GDP	OB%	SF	SH	SB	ATT	PO	A	E	FLD%
2018	.271	47	5	48	10	13	2	0	2	13	.438	7	2	16	0	.373	2	0	0	1	27	1	1	.966
2019	.274	61	60	164	33	45	9	0	14	41	.585	18	8	43	1	.368	3	1	2	2	268	6	2	.993
2020	.286	18	18	56	8	16	1	1	1	10	.393	7	3	10	0	.394	0	0	1	1	21	1	0	1.000
Total	.276	126	83	268	51	74	12	1	17	64	.519	32	13	69	1	.374	5	1	3	4	316	8	3	.991

2020 SEASON RESULTS

Date	OPPONENT	GS	AB	R	H	RBI	2B	3B	HR	BB	IBB	SB	CS	HBPS	SAC	SF	GDP	K	PO	A	E	Avg
Feb 07, 2020	LSU	*	3	0	1	0	0	0	0	0	0	0	0	0	0	0	0	0	0	0	0	.333
Feb 08, 2020	Florida A&M	*	4	3	2	4	0	0	1	1	0	0	0	0	0	0	0	0	5	0	0	.429
Feb 08, 2020	LSU	*	3	0	0	0	0	0	0	0	0	0	0	0	0	0	0	0	2	3	0	.300
Feb 09, 2020	Florida A&M	*	2	1	0	0	0	0	0	2	0	0	0	0	0	0	0	0	3	1	0	.250
Feb 13, 2020	Virginia Tech	*	2	2	0	0	0	0	0	1	0	0	0	2	0	0	0	1	0	0	0	.214
Feb 13, 2020	South Florida	*	3	1	1	1	0	1	0	0	0	0	0	0	0	0	0	1	1	0	0	.235
Feb 14, 2020	Minnesota	*	3	0	0	0	0	0	0	0	0	0	0	0	0	0	0	0	1	1	0	.200
Feb 14, 2020	Missouri	*	3	0	1	0	0	0	0	1	0	0	0	0	0	0	0	0	0	0	0	.217
Feb 15, 2020	Alabama	*	3	0	1	1	0	0	0	1	0	0	0	0	0	0	0	1	1	0	0	.231
Feb 21, 2020	Ole Miss	*	4	0	3	3	1	0	0	0	0	0	0	0	0	0	0	0	0	0	0	.300
Feb 21, 2020	Louisiana	*	3	0	0	0	0	0	0	0	0	0	0	0	0	0	0	0	1	0	0	.273
Feb 22, 2020	Louisiana	*	3	0	0	0	0	0	0	0	0	0	0	0	0	0	0	0	1	0	0	.250
Feb 22, 2020	UAB	*	4	0	2	0	0	0	0	0	0	0	0	0	0	0	0	0	1	0	0	.275
Feb 28, 2020	UIC	*	3	0	2	1	0	0	0	0	0	0	0	0	0	0	0	0	3	0	0	.302
Feb 28, 2020	LOUISVILLE	*	3	0	1	0	0	0	0	0	0	0	0	0	0	0	0	0	1	0	0	.304
Feb 29, 2020	LOUISVILLE	*	1	1	0	0	0	0	0	1	0	1	0	1	0	0	0	0	0	0	0	.298
Feb 29, 2020	OREGON	*	5	0	1	0	0	0	0	0	0	0	0	0	0	0	0	0	1	0	0	.288
Mar 01, 2020	DRAKE	*	4	0	1	0	0	0	0	0	0	0	0	0	0	0	0	0	3	0	0	.286

PLAYER PROFILES

55 CHELSEA ALEXANDER

OUTFIELD | L/R | 5-7 | JUNIOR
ADA, OKLA. | LATTA HS

2018 Big 12 All-Freshman Team
2019 First-Team Academic All-Big 12

Career Highs

Hits	3 at Missouri State, 4/11/18
Runs Scored	3 at Iowa State, 4/14/19
Runs Batted In	3, twice, last at Texas Tech, 3/29/18
Walks	2, four times, last vs. Tulsa, 5/17/19
Strikeouts	3, twice, last at Texas Tech, 3/30/18
Stolen Bases	2 vs. Tulsa, 5/17/19

2019 Season Highs

Hits	2, twice, last vs. Texas Tech, 4/28/19
Runs Scored	3 at Iowa State, 4/14/19
Runs Batted In	2, twice, last vs. Texas, 5/10/19
Walks	2 vs. Tulsa, 5/17/19
Strikeouts	2, twice, last at Florida State, 5/23/19
Stolen Bases	2 vs. Tulsa, 5/17/19

- Appeared in 52 games, making 34 starts as an outfielder.
- Primarily played in left field.
- Was a First-Team Academic All-Big 12 selection for the first time in her career.
- Batted .268 in 82 at-bats and stole nine bases during her second collegiate season.
- Was initially utilized primarily as a pinch runner, quickly ascended to an everyday player in 2018.

6 MACEE BARNES

INFILDER | R/R | 5-8 | FRESHMAN
GROVE, OKLA. | GROVE HS

- Competed at Grove High School in Grove, Oklahoma, where she participated in softball, basketball and track.
- Coached by Jeremy Collins.
- Earned All-State honors in all three sports.
- Named the Conference Player of the Year in softball as a junior and the Conference Defensive Player of the Year as a senior.

23 MATTIE BOYD

PITCHER | R/R | 6-1 | FRESHMAN
SACHSE, TEXAS | SACHSE HS

- Attended Sachse HS in Sachse, Texas and Lovejoy HS in Lucas, Texas, where she lettered four years in softball and two years in volleyball.
- Coached by Peter Vanvakas, Jeff Roberts and Jason Nicholson.
- Earned First Team All-District twice.
- Also claimed District MVP and District Pitcher of the Year.
- Played travel ball for Texas Glory for 10 years.
- Placed at No. 88 in Extra Inning Softball's Extra Elite 100.

40 SHALEE BRANTLEY

UTILITY | L/R | 5-4 | SENIOR
BROKEN BOW, OKLA. | BUTLER CC (KS)

2019 Season/Career Highs

Hits	2, twice, last vs. UNI, 3/2/19
Runs Scored	2, twice, last vs. McNeese State, 3/2/19
Runs Batted In	No runs batted in
Walks	No walks
Strikeouts	2 at Oregon, 3/9/19
Stolen Base	1, four times, last at Florida State, 5/25/19

- Transferred to Oklahoma State in 2019.
- Appeared in 46 games, serving almost exclusively as head coach Kenny Gajewski's top pinch runner on the basepaths.
- Started two games in left field.
- Batted .417 in 12 at-bats and scored 25 times – the most of any Cowgirl coming off the bench in 2019.
- Converted all four of her stolen-base attempts in her first season at OSU.

7 JULES CALLAHAM

UTILITY | L/R | 5-4 | FRESHMAN
BROKEN BOW, OKLA. | BROKEN BOW HS

- Lettered in softball four years, basketball three years and track two years at Broken Bow HS in Broken Bow, Oklahoma.
- Coached by Jimmie Wyrick.
- Earned All-State honors in both fastpitch and slowpitch.
- Is a two-time slowpitch softball state champion.

20 MACI CUNCONAN

INFILDER | L/L | 5-6 | FRESHMAN
WARRENSBURG, MO. | WARRENSBURG HS

- Attended Warrensburg High School in Warrensburg, Missouri where she lettered four years in softball.
- Coached by Austin Eickleberry.
- Earned All-Conference, All-District and All-State honors.
- Played travel ball for Demarini Aces in Kansas City, Missouri, for four years.
- Led the Aces to the 2019 IDT Boulder Championship.
- Ranked at No. 66 in Extra Inning Softball's Extra Elite 100.

13 RAQUEL DOMINGUEZ

CATCHER | R/R | 5-7 | JUNIOR
VICTORVILLE, CALIF. | SILVERADO HS

Career Highs

Hits	3 vs. Iowa State, 5/10/19
Home Runs	2 vs. Iowa State, 5/10/19
Runs Scored	2 vs. Iowa State, 5/10/19
Runs Batted In	4 vs. Iowa State, 5/10/19
Strikeouts	1, 15 times, last at Ole Miss, 3/17/19

2019 Season Highs

Hits	3 vs. Iowa State, 5/10/19
Home Runs	2 vs. Iowa State, 5/10/19
Runs Scored	2 vs. Iowa State, 5/10/19
Runs Batted In	4 vs. Iowa State, 5/10/19
Walks	1, four times, last at Iowa State, 4/13/19
Strikeouts	1, 11 times, last vs. Oklahoma, 5/31/19

- Made 33 appearances, including 21 starts behind the plate, for Oklahoma State in 2019.
- Last season, logged 14 hits in 53 at-bats to post a .264 average.
- Committed only one error in 108 defensive chances in 2019.
- Caught two runners stealing from behind the plate against Hofstra on Feb. 16.
- Smoked the first two home runs of her career in the second inning of a 17-2 win over Iowa State at the Big 12 Championship on May 10.
- Became the first player on record to hit two or more home runs in the same inning in school history.

8 MADY LOHMAN

UTILITY | L/R | 5-3 | SOPHOMORE
KELLER, TEXAS | TIMBER CREEK HS

2019 Season/Career Highs

Hits	1, three times, last vs. Kansas, 4/6/19
Home Runs	1 vs. Kansas, 4/6/19
Runs Scored	2 vs. North Texas, 4/24/19
Runs Batted In	2, twice, last vs. Kansas, 4/6/19
Walks	1, five times, last vs. North Texas, 4/24/19
Stolen Bases	1 at Iowa State, 4/13/19
Strikeouts	2 vs. Texas, 3/31/19

- Made 29 appearances, including six starts, during her first collegiate season.
- Missed the first four-plus weeks of the campaign due to offseason wrist surgery.
- Noted three hits – two of which were extra-base knocks – drove in five runs, walked five times and did not commit an error defensively

PLAYER PROFILES

28 KELLY MAXWELL

PITCHER | L/L | 5-10 | R-FRESHMAN
FRIENDSWOOD, TEXAS | CLEAR SPRINGS HS

- Redshirted in 2019.
- Impressed the coaching staff with a strong performance in Fall Ball.
- Struck out 35 batters in 19 innings and finished Fall Ball with a 1-0 record and a miniscule 0.74 ERA.

12 MADISON NEIGHBORS

CATCHER | R/R | 5-8 | FRESHMAN
KELLYVILLE, OKLA. | KELLYVILLE H.S.

- Coached by Scott Neighbors.
- Earned All-State honors in fastpitch and slowpitch.
- Won slowpitch state championship in 2019.
- Voted Heartland Conference Outstanding DPOY (FP) in 2015 and 2016.
- Named to the *Fastpitch News* High School All-American First Team in 2017.
- Voted MVP of the Heartland Conference in 2017-2018.
- Named the Fifth District POY in 2018.
- Awarded the Scholar Athlete of the Year.
- A 2018 finalist for the Michele Smith Award.
- Placed in Extra Inning Softball's Extra Elite 100 at No. 88.

14 KARLI PETTY

INFIELDER | L/R | 5-6 | FRESHMAN
MOORE, OKLA. | SOUTHMOORE H.S.

- Lettered in softball for four years and played basketball at Southmoore HS in Moore, Oklahoma.
- Coached by Jeff Small.
- Earned All-State honors and is a two-time state softball champion.
- Slots in at No. 101 in Extra Inning Softball's national recruiting rankings.

34 LOGAN SIMUNEK

PITCHER | R/R | 5-8 | SENIOR
PIEDMONT, OKLA. | PIEDMONT HS

Career Highs

Innings Pitched	7.2 at Texas Tech, 3/30/18
Fewest Hits (min. 5 IP)	0 vs. Maine, 3/3/19
Fewest ER	0, four times, last at Iowa State, 4/14/19
Walks (min. 5 IP)	0, six times, last vs. Utah, 2/15/19
Strikeouts	5 vs. McNeese State, 3/1/19

2019 Season Highs

Innings Pitched	7.0 vs. McNeese State, 3/1/19
Fewest Hits (min. 5 IP)	2 vs. McNeese State, 3/1/19
Fewest Earned Runs (min. 5 IP)	0 at Iowa State, 4/14/19
Fewest Walks (min. 5 IP)	0 vs. Utah, 2/15/19
Strikeouts	5 vs. McNeese State, 3/1/19

- Finished second on the team with 30 appearances; eight of those were starts.
- Posted a 3.42 ERA in 84 innings of work and finished with an 8-3 record in 2019.
- Her 4.25 strikeout-per-game ratio was the top mark in 2019 among the Cowgirls.
- In 2019, tied for third in 2019 among the Big 12's top arms with her three saves.
- Her six career saves place her in a tie for the eighth-most saves in OSU history.
- Pitched the first no-hitter by a Cowgirl since 2014 when she shut down Maine on March 3, 2018 at Cowgirl Stadium.

27 GABBY SPRANG

PITCHER | L/L | 6-1 | JUNIOR
ROSEMOUNT, MINN. | TENNESSEE

2018 Spring SEC First Year Academic Honor Roll

2019 Season Highs

Innings Pitched	5.1 vs. Illinois, 2/9/19
Fewest Hits (min. 3 IP)	3 vs. Hofstra, 2/16/19
Fewest ER (min. 3 IP)	0 vs. Wichita State, 3/6/19
Fewest Walks (min. 3 IP)	0 vs. Wichita State, 3/6/19
Strikeouts	4 vs. Wichita State, 3/6/19

- Transferred to Oklahoma State from Tennessee in 2019.
- Made 14 appearances and started five times during her first season in Stillwater.
- Posted a 3.57 ERA in 31.1 innings pitched.
- Struck out 15 batters and contributed in a pair of OSU shutouts against Northern Iowa and Wichita State on March 2 and 6, respectively.

15 SYDNEY SPRINGFIELD

INFIELD | R/R | 6-0 | SENIOR
FLOWER MOUND, TEXAS | LSU

2017 Spring SEC First Year Academic Honor Roll

2019 Season

Hits	2, four times, last vs. Kansas, 4/5/19
Home Runs	2 vs. Kentucky, 2/10/19
Runs Scored	2 vs. Kentucky, 2/10/19
Runs Batted In	4 vs. Kentucky, 2/10/19
Walks	2 vs. California, 2/16/19
Strikeouts	3 vs. LSU, 2/14/19

- Transferred to Oklahoma State from LSU in 2019.
- Served as the Cowgirl coaching staff's first pinch hitter off the bench primarily and delivered several crucial hits for the Cowgirls throughout the year as a pinch hitter ...
- Blasted a pair of home runs, including the two-run walk-off winner, in the final two innings of OSU's 8-7 comeback win over No. 13 Kentucky.
- Delivered a go-ahead, and ultimately game-deciding, RBI single during the Cowgirls' 2-1 win over Tulsa in the Stillwater Regional final.

22 MACKENZIE THOMAS

CATCHER | R/R | 5-8 | SENIOR
CLAREMORE, OKLA. | CLAREMORE HS

2018 First-Team Academic All-Big 12
2019 First-Team Academic All-Big 12

Career Highs

Hits	3 vs. Tennessee Tech, 3/4/17
Runs Scored	4 vs. Evansville, 3/7/17
Runs Batted In	4, twice, last vs. Maine, 3/2/18
Walks	2, four times, last vs. Baylor, 4/15/18
Strikeouts	1, 19 times, last vs. Kansas, 4/6/19

2019 Season Highs

Hits	1, four times, last vs. North Texas, 4/24/19
Runs Scored	1, twice, last vs. Utah, 2/15/19
Runs Batted In	No runs batted in
Walks	1 vs. Illinois, 2/9/19
Strikeouts	1, three times, last vs. Kansas, 4/6/19

- Made 147 appearances behind the plate, including 114 starts, over her three-year career as a Cowgirl.
- Charged with only one error in 168 defensive chances to post a team-best .994 fielding percentage among those with at least 50 chances.
- Logged four hits in 19 at-bats as a junior and scored twice.
- Will not suit up for the 2020 season due to academic reasons. (graduate school)

4 TAYLOR TUCK

UTILITY | L/R | 5-8 | SOPHOMORE
STILLWATER, OKLA. | STILLWATER HS

2019 Season/Career Highs


Hits	1 vs. Iowa State, 5/10/19
Runs Scored	1, six times, last vs. Tulsa, 4/16/19
Runs Batted In	1 vs. Iowa State, 5/10/19
Walks	No walks
Stolen Bases	No stolen bases
Strikeouts	1, twice, last at Central Arkansas, 3/14/19

- Made 15 appearances during her first collegiate season with her hometown school.
- Scored six times, all as a pinch runner off the bench.
- Logged her first career hit during OSU's 17-2 win over Iowa State on May 10 with a double to right center.
- Capable of playing all over the field as a super utility player.

RADIO/TV PHOTO ROSTER



1 Alysén Febrey
SR - INF



4 Taylor Tuck
SO - UTL



5 Kiley Naomi
SO - INF



6 Macee Barnes
FR - INF



7 Jules Callahan
FR - UTL



8 Madyson Lohman
SO - INF



9 Chyenne Factor
SO - OF



12 Madison Neighbors
FR - C



13 Raquel Dominguez
JR - C



14 Karli Petty
FR - INF



15 Sydney Springfield
SR - INF



33 Hayley Busby
JR - INF



20 Maci Cunconan
FR - INF



21 Sydney Pennington
JR - INF



22 Mackenzie Thomas
SR - C



23 Mattison Boyd
FR - P




25 Carrie Eberle
SR - P



27 Gabby Sprang
JR - P



28 Kelly Maxwell
R-FR - P



32 Michaela Richbourg
JR - OF



34 Logan Simunek
SR - P



40 Shalee Brantley
SR - UTL



55 Chelsea Alexander
JR - OF



HC Kenny Gajewski
Fifth year at OSU



AC John Bargfeldt
First year at OSU



AC Jeff Cottrill
Fifth year at OSU



VC Tiffany Mikkelsen
First year at OSU