



OKLAHOMA STATE

FOOTBALL

Communications Contacts: Gavin Lang (gavin.lang@okstate.edu | 405-744-7714) and Sean Maguire (sean.maguire@okstate.edu | 405-744-6963)

at Texas Tech

11 a.m. CT | Oct. 5, 2019 | Jones AT&T Stadium (60,454)

TV: FS1 (Brian Custer and Robert Smith)

Radio: Cowboy Radio Network
(Dave Hunziker, John Holcomb & Robert Allen)

Satellite Radio: XM 380, Internet 969

Internet Radio: <http://okla.st/osutunein>

Live Stats: okstate.com

Oklahoma State Schedule

Date	Opponent	Time/Result	TV
8/30	at Oregon State	W, 52-36	FS1
9/7	McNeese	W, 56-14	Big 12 Now on ESPN+
9/14	at Tulsa	W, 40-21	ESPN2
9/21	at No. 12/13 Texas	L, 30-36	ABC
9/28	No. 24/22 Kansas State	W, 26-13	Big 12 Now on ESPN+
10/5	at Texas Tech	11 a.m.	FS1
10/19	Baylor	TBA	TBA
10/26	at Iowa State	TBA	TBA
11/2	TCU	TBA	TBA
11/16	Kansas	TBA	TBA
11/23	at West Virginia	TBA	TBA
11/30	Oklahoma	TBA	TBA

Texas Tech Schedule

Date	Opponent	Time/Result
8/31	Montana State	W, 45-10
9/7	UTEP	W, 38-3
9/14	at Arizona	L, 14-28
9/28	at No. 6/4 Oklahoma	L, 16-55
10/5	No. 21/25 Oklahoma State	11 a.m.
10/12	at Baylor	3 p.m.
10/19	Iowa State	TBA
10/26	at Kansas	TBA
11/9	at West Virginia	TBA
11/16	TCU	TBA
11/23	Kansas State	TBA
11/29	at Texas	11 a.m.

Series Capsule

Series History	Texas Tech leads, 22-21-3
In Lubbock	Texas Tech leads, 12-7-2
In Stillwater	OSU leads, 12-8-0
At Neutral	Series tied, 2-2-1
First Meeting (1935)	Texas Tech 14, OSU 0
Last Meeting (2018)	Texas Tech 41, OSU 17
Last Oklahoma State Win (2017)	OSU 41, Texas Tech 34
Last Texas Tech Win (2018)	Texas Tech 41, OSU 17
Gundy vs. Texas Tech	11-3
Wells vs. OSU	0-0

Game Capsule



No. 21/25 Oklahoma State

Cowboys

4-1; 1-1 Big 12

Coach Mike Gundy
Oklahoma State, 1990
Career: 125-60/15th year
At Oklahoma State: Same

Texas Tech

Red Raiders

2-2; 0-1 Big 12

Coach Matt Wells
Utah State, 1996
Career: 46-36/7th year
At Texas Tech: 2-2/1st year

Big 12 Standings

Team	Big 12	All
Baylor	1-0	4-0
Oklahoma	1-0	4-0
TCU	1-0	3-1
Texas	1-0	3-1
West Virginia	1-0	3-1
Oklahoma State	1-1	4-1
Kansas State	0-1	3-1
Iowa State	0-1	2-2
Texas Tech	0-1	2-2
Kansas	0-2	2-3



Team Statistical Comparison



Category	FBS Rk	Value	FBS Rk	Value
Total Offense	10	532.2	32	460.0
Rushing Offense	6	291.0	58	173.5
Passing Offense	68	241.2	32	286.5
Team Passing Efficiency	33	156.84	101	121.77
Scoring Offense	14	40.8	79	28.3
Total Defense	61	380.8	66	390.8
Rushing Defense	85	165.8	100	179.8
Passing Yards Allowed	60	215.0	51	211.0
Team Passing Efficiency Defense	61	128.31	82	137.4
Scoring Defense	53	24.0	53	24.0
Turnover Margin	90	-0.4	84	-0.25
3rd Down Conversion Pct	12	0.520	62	0.400
4th Down Conversion Pct	94	0.400	100	0.375
3rd Down Conversion Pct Defense	97	0.429	58	0.361
4th Down Conversion Pct Defense	20	0.273	115	0.750
Red Zone Offense	11	0.955	20	0.933
Red Zone Defense	56	0.813	123	1.000
Net Punting	65	38.2	3	44.95
Punt Returns	80	6.33	53	9.6
Kickoff Returns	101	18.14	35	23.2
First Downs Offense	11	123	50	100
First Downs Defense	77	95	17	66
Fewest Penalties Per Game	86	7.0	42	5.75
Fewest Penalty Yards Per Game	76	58.6	42	51.0
Time of Possession	86	28:53	93	28:38

SERIES HISTORY

1935	L	0-14	A
1936	L	0-12	A
1937	L	6-14	H
1940	T	6-6	N
1941	L	6-16	N
1942	W	9-6	A
1943	W	21-13	N
1944	W	14-7	A
1945	W	46-6	H
1946	L	7-14	A
1953	L	13-27	H
1954	T	13-13	A
1955	L	6-24	H
1956	T	13-13	A
1957	W	13-0	H
1965	L	14-17	A
1966	L	7-10	A
1969	W	17-10	H
1973	L	7-20	H
1974	L	13-14	A
1975	W	17-16	H
1988	W	45-42	N
1989	L	15-31	H
1996	L	3-31	N
1997	L	3-27	H
1998	L	17-24	A
1999	W	41-21	H
2000	L	0-58	A
2001	L	30-49	H
2002	L	24-49	A
2003	W	51-49	H
2004	L	15-31	A
2005	W	24-17	H
2006	L	24-30	A
2007	W	49-45	H
2008	L	20-56	A
2009	W	24-17	H
2010	W	34-17	A
2011	W	66-6	A
2012	W	59-21	H
2013	W	52-34	A
2014	W	45-35	H
2015	W	70-53	A
2016	W	45-44	H
2017	W	41-34	A
2018	L	17-41	H



Head Coach Mike Gundy



Mike Gundy

Head Coach | 15th Year | Oklahoma State, 1990

Career Track

Year	School	Position
1990	Oklahoma State	Receivers
1991-93	Oklahoma State	Quarterbacks
1994-95	Oklahoma State	Offensive Coordinator
1996	Baylor	Quarterbacks/Passing Game Coordinator
1997-2000	Maryland	Quarterbacks/Pass Game Coord./Receivers
2001-04	Oklahoma State	Assistant Head Coach/Offensive Coord.
2005-present	Oklahoma State	Head Coach

Oklahoma State Under Mike Gundy

• Since 2010, Oklahoma State has six seasons with at least 10 wins, an outright Big 12 title (2011) and a share of the Big 12 South title (2010). The Cowboys reached the top 10 of the Associated Press poll in 2008, 2009, 2010, 2011, 2013, 2015, 2016 and 2017.

• Gundy has coached the Cowboys to four New Year's Six bowl games since 2010. The Pokes appeared in the 2010 Cotton Bowl, the 2012 Fiesta Bowl, the 2014 Cotton Bowl and the 2016 Sugar Bowl.

• Entering 2019, Oklahoma State has been ranked in the top 15 of the Associated Press poll in 10 of the last 11 seasons and has posted 10-win seasons six of the last nine years.

• The Cowboys have averaged 9.4 wins per year since 2010 and rank 12th nationally with 89 wins this decade.

• Gundy's career wins total in Big 12 games ranks fourth in the history of the conference, trailing only Bob Stoops, Mack Brown and Bill Snyder on the all-time chart.

• Oklahoma State has ranked in the top 10 nationally in scoring offense six times during Gundy's tenure as head coach and have ranked in the top 10 nationally in total offense seven times. The Cowboys led the nation in turnover margin in 2011 and have ranked in the top 10 nationally in that category in four of the past eight seasons.

Most Wins Since 2010

School	Wins
1. Alabama	118
2. Clemson	109
Ohio State	109
4. Oklahoma	101
5. Boise State	99
6. Wisconsin	96
Stanford	95
8. Florida State	93
9. Oregon	92
LSU	92
Georgia	92
12. Oklahoma State	89
Michigan State	89
14. Northern Illinois	87
15. TCU	85

Highest-Scoring Teams This Decade

1. 42.8	Oregon	5232 points in 122 games
2. 41.0	Oklahoma State	4973 points in 121 games
3. 40.4	Oklahoma	5059 points in 125 games
4. 40.1	Ohio State	4936 points in 124 games
5. 39.9	Baylor	4794 points in 120 games
6. 39.0	Alabama	5,042 points in 129 games
7. 37.5	Boise State	4585 points in 122 games
8. 36.8	Clemson	4723 points in 128 games
9. 36.8	Houston	4423 points in 120 games
10. 36.5	Texas Tech	4271 points in 117 games

Gundy Year-by-Year Head Coaching Record

Year	Overall	Home	Away	Neutral	League Record	Finish
2005	4-7	3-3	1-4	0-0	1-7	6th South
2006	7-6	4-2	2-4	2-0	3-5	5th South
2007	7-6	4-2	2-4	1-0	4-4	3rd South
2008	9-4	6-1	2-2	1-1	5-3	4th South
2009	9-4	6-2	3-1	0-1	6-2	2nd South
2010	11-2	5-2	5-0	1-0	6-2	1st South
2011	12-1	6-0	5-1	1-0	8-1	1st
2012	8-5	6-1	1-4	1-0	5-4	T3rd
2013	10-3	5-1	4-1	1-1	7-2	T2nd
2014	7-6	4-2	2-3	1-1	4-5	7th
2015	10-3	5-2	5-0	0-1	7-2	2nd
2016	10-3	6-1	3-2	1-0	7-2	T2nd
2017	10-3	3-3	6-0	1-0	6-3	3rd
2018	7-6	5-2	1-4	1-0	3-6	T7th
2019	4-1	2-0	2-1	0-0	1-1	-
Career	125-60	70-24	44-31	12-5	73-49	-

Noting Gundy

- 2011 winner of the Paul "Bear" Bryant College Coach of the Year Award and the Eddie Robinson National Coach of the Year Award.
- Finalist for the Eddie Robinson National Coach of the Year Award and the Liberty Mutual National Coach of the Year Award in both 2010 and 2011.
- 2010 Big 12 Coach of the Year.
- 2015 AFCA Region 4 Coach of the Year.

	Gundy Era (2005-pres.)	The 14 years Before Gundy (1991-2004)
Top-25 National Finishes	7	1
Top-20 National Finishes	7	0
Top-15 National Finishes	4	0
Top-10 National Finishes	1	0
Top-5 National Finishes	1	0
Seasons with at least 10 wins	6	0
Seasons with at least nine wins	8	1
Seasons with at least eight wins	9	3
Conference Record	73-49	34-70-3
Top-3 Finishes in Conf. Standings	9	0
All-Americans	22	4
Conference Player of the Year	6	0
First-Round NFL Draft Picks	6	3
Bowl Appearances	13	4
Bowl Victories	9	1

Most Wins at Current School

(Active coaches only)

1. 170	Gary Patterson, TCU	20th year
2. 156	Kirk Ferentz, Iowa	21st year
3. 146	Nick Saban, Alabama	13th year
4. 125	Mike Gundy, Oklahoma State	15th year
5. 124	Kyle Whittingham, Utah	16th year
6. 121	Dabo Swinney, Clemson	12th year
7. 111	Mark Dantonio, Michigan State	13th year
8. 107	Frank Solich, Ohio	15th year
9. 97	Pat Fitzgerald, Northwestern	14th year

Head Coaches at Their Alma Mater

Troy Calhoun	Air Force
Paul Chryst	Wisconsin
Pat Fitzgerald	Northwestern
Scott Frost	Nebraska
Mike Gundy	Oklahoma State
Thomas Hammock	Northern Illinois
Jim Harbaugh	Michigan
Bryan Harsin	Boise State
Tim Lester	Western Michigan
Matt Luke	Ole Miss
Mike Neu	Ball State
Barry Odum	Missouri
Nick Rolovich	Hawaii
David Shaw	Stanford
Kalani Sitake	BYU
Kirby Smart	Georgia
Jonathan Smith	Oregon State
Jeff Tedford	Fresno State



Oklahoma State Depth Chart

Offense

LT	78 Bryce Bray (6-5; 300; RFr.; Bixby, OK)
	76 Dylan Galloway (6-5; 297; RJr.; Dallas, TX)
LG	75 Marcus Keyes (6-3; 309; RSr.; Port Allen, LA)
	70 Hunter Woodard (6-5; 295; RFr.; Tuscola, IL)
C	50 Ry Schneider (6-3; 320; RJr.; Minco, OK)
	72 Johnny Wilson (6-3; 304; RSr.; Midland, TX)
RG	72 Johnny Wilson (6-3; 304; RSr.; Midland, TX)
	79 Matt Kegel (6-5; 307; RJr.; Chaska, MN)
RT	77 Hunter Anthony (6-7; 330; RFr.; Tuttle, OK)
-or-	73 Teven Jenkins (6-6; 310; RJr.; Topeka, KS)
-or-	52 Jacob Farrell (6-6; 308; RFr.; Sulphur, OK)
WR	2 Tylan Wallace (6-0; 185; Jr.; Fort Worth, TX)
	10 Tyrell Alexander (6-1; 182; RJr.; Lancaster, TX)
	88 Langston Anderson (6-1; 192; Fr.; Midlothian, TX)
WR	17 Dillon Stoner (6-0; 198; RJr.; Tulsa, OK)
	1 Landon Wolf (5-11; 174; RJr.; Tulsa, OK)
	8 Braydon Johnson (6-1; 195; RSo.; Arlington, TX)
WR	12 Jordan McCray (6-6; 187; RSr.; Marietta, GA)
-or-	35 C.J. Moore (6-5; 175; RFr.; Tulsa, OK)
-or-	85 Patrick McKaufman (6-6; 200; RJr.; Oklahoma City, OK)
CW	89 Jelani Woods (6-7; 265; RSo.; Ellenwood, GA)
	84 Dayton Metcalf (6-4; 237; RJr.; Hooker, OK)
CW	87 Logan Carter (6-4; 245; RJr.; Henrietta, TX)
	84 Dayton Metcalf (6-4; 237; RJr.; Hooker, OK)
RB	30 Chuba Hubbard (6-1; 207; RSo.; Sherwood Park, AB, Can.)
	7 LD Brown (5-9; 191; RJr.; Dallas, TX)
QB	3 Spencer Sanders (6-2; 195; RFr.; Denton, TX)
	6 Dru Brown (5-11; 200; RSr.; San Mateo, CA)

Defense

DE	40 Brock Martin (6-4; 242; RSo.; Oologah, OK)
	91 Mike Scott (6-5; 245; RSr.; Irving, TX)
-or-	94 Trace Ford (6-3; 227; Fr.; Edmond, OK)
DT	92 Cameron Murray (6-2; 290; RJr.; Bryant, AR)
	95 Israel Antwine (6-4; 295; So.; Oklahoma City, OK)
DT	98 Brendon Evers (6-2; 290; RSo.; Bixby, OK)
	35 Samuela Tuihalamaka (6-2; 295; RFr.; Riverside, CA)
-or-	99 Sione Asi (6-1; 325; Jr.; Reno, NV)
DE	89 Tyler Lacy (6-4; 265; RFr.; Sachse, TX)
	97 Amadou Fofana (6-4; 280; RJr.; Memphis, TN)
-or-	42 Jayden Jernigan (6-0; 300; Fr.; Allen, TX)
LB	11 Amen Ogbongbemiga (6-1; 225; RJr.; Calgary, AB, Can.)
	33 Kevin Henry (6-0; 239; RSr.; Baton Rouge, LA)
-or-	38 Philip Redwine-Bryant (6-2; 228; RSr.; Harker Heights, TX)
LB	20 Malcolm Rodriguez (6-0; 205; Jr.; Wagoner, OK)
	16 Devin Harper (6-1; 235; RJr.; Knoxville, TN)
-or-	36 Na'drian Dizadare (6-2; 200; Fr.; Shreveport, LA)
CB	8 Rodarius Williams (6-0; 187; RJr.; Shreveport, LA)
	14 Bryce Balous (5-11; 190; RSr.; McKinney, TX)
S	24 Jarrick Bernard (6-2; 195; So.; Shreveport, LA)
	25 Jason Taylor, II (6-2; 195; RFr.; Oklahoma City, OK)
S	3 Tre Sterling (6-1; 202; RSo.; Sunnyvale, TX)
	12 Kanion Williams (6-2; 180; RFr.; Dallas, TX)
S	31 Kolby Harvell-Peel (6-0; 210; So.; College Station, TX)
	2 Tanner McCalister (5-11; 185; So.; Heath, TX)
CB	4 A.J. Green (6-1; 190; Sr.; DeSoto, TX)
	5 Kemah Siverand (6-1; 200; RSr.; Cypress, TX)
-or-	13 Thomas Harper (5-11; 165; Fr.; Knoxville, TN)

Specialists

P	29 Tom Hutton (6-3; 195; Fr.; Newborough, VI, Australia)
	39 Jake McClure (6-3; 200; RSo.; Chattanooga, TN)
PK	49 Matt Ammendola (5-9; 195; RSr.; Lansdale, PA)
	19 Alex Hale (6-1; 195; RFr.; Point Fredrick, Australia)
KO	39 Jake McClure (6-3; 200; RSo.; Chattanooga, TN)
	19 Alex Hale (6-1; 195; RFr.; Point Fredrick, Australia)
LS	53 Matt Hembrough (6-3; 192; RSo.; Lisle, IL)
	63 Braedy Wilson (6-4; 197; Fr.; Oklahoma City, OK)
H	39 Jake McClure (6-3; 200; RSo.; Chattanooga, TN)
	29 Tom Hutton (6-3; 195; Fr.; Newborough, VI, Australia)
KR	7 LD Brown (5-9; 191; RJr.; Dallas, TX)
	1 Landon Wolf (5-11; 174; RJr.; Tulsa, OK)
PR	17 Dillon Stoner (6-0; 198; RJr.; Tulsa, OK)
	1 Landon Wolf (5-11; 174; RJr.; Tulsa, OK)

Pronunciations

95 Israel Antwine	ANN-twine
99 Sione Asi	see-OH-nay AH-see
14 Bryce Balous	BAY-luss
24 Jarrick Bernard	JAR-ick
52 Jacob Farrell	FAIR-uhl
97 Amadou Fofana	AH-muh-doo foe-FAH-nuh
53 Matt Hembrough	HEM-bro
30 Chuba Hubbard	CHOO-buh
73 Teven Jenkins	TEV-in
8 Braydon Johnson	BRAY-din
11 Amen Ogbongbemiga	AY-men awg-BONG-beh-MEE-guh
50 Ry Schneider	SHNYE-der
5 Kemah Siverand	KEY-muh SIV-er-and
95 Samuela Tuihalamaka	sam-WELL-uh TOO-ee-HAH-luh-MAH-kah
12 Kanion Williams	kuh-NYE-un
8 Rodarius Williams	roh-DARE-ee-us
89 Jelani Woods	juh-LAW-nee

Assistant Coaches and Gameday Locations



Joe Bob Clements

Defensive Line

Seventh Year at Oklahoma State
Gameday Location: Field



Charlie Dickey

Offensive Line

First Year at Oklahoma State
Gameday Location: Field



Tim Duffie

Cornerbacks

Seventh Year at Oklahoma State
Gameday Location: Field



Kasey Dunn

Receivers

Ninth Year at Oklahoma State
Gameday Location: Field



Sean Gleeson

Offensive Coordinator/QBs

First Year at Oklahoma State
Gameday Location: Booth



Dan Hammerschmidt

Safeties

Fifth Year at Oklahoma State
Gameday Location: Booth



Jim Knowles

Defensive Coordinator/LBs

Second Year at Oklahoma State
Gameday Location: Booth



Jason McEndoo

Cowboy Backs

Fifth Year at Oklahoma State
Gameday Location: Booth



Greg Richmond

Defensive Line

Fourth Year at Oklahoma State
Gameday Location: Booth



John Wozniak

Running Backs

Third Year at Oklahoma State
Gameday Location: Field

Player Tidbits - Offense

Left Tackle

- 78 Bryce Bray**
6-5; 300; RFr.; Bixby, OK
- Started the first four games at right guard before moving to left tackle last week against Kansas State.
 - Spent much of last season on the depth chart, but saw action in only one game.
 - Oklahoma native who won the Class 6A-II state championship in each of his first three high school seasons and finished as the state runner-up in 2017.
 - Father, Doug, played football at OU.
 - Also played basketball and competed in track and field in high school.

Left Guard

- 76 Marcus Keyes**
6-3; 309; R Sr.; Port Allen, LA
- His 42 career starts are 12 more than anyone else on the OSU roster.
 - Has played in 44 career games.
 - Has started all but two games since his redshirt freshman season.
 - 2017 first-team All-Big 12 performer.
 - Two-time Academic All-Big 12 team.
 - Voted a team captain last season.
 - 2018 Vernon Grant Award for leadership, spirit and enthusiasm.
 - Father, also named Marcus Keyes, played on the defensive line for the Chicago Bears from 1996-97.

Center

- 50 Ry Schneider**
6-3; 320; R Jr.; Minco, OK
- Former walk-on who was placed on scholarship prior to the 2019 season.
 - Earned his second career start and first start of the season in OSU's win over Kansas State last week.
 - Has played in four of five games this season.
 - Earned his first career start in OSU's win over No. 7 West Virginia last year.
 - A lifelong OSU supporter who chose to walk on at OSU despite having scholarship offers from other schools.

Right Guard

- 72 Johnny Wilson**
6-3; 304; R Sr.; Midland, TX
- Started the first four games at center before moving to right guard last week against Kansas State.
 - A primary leader in the locker room.
 - Has started 27 games the past three seasons, including every game but one last year. That total trails only Marcus Keyes on the OSU offense.
 - Has played in 33 career games.
 - Enjoys heavy metal music.
 - Father, Kevin played college football and mother, Leslie, played college basketball.

Right Tackle

- 77 Hunter Anthony**
6-7; 330; R Fr.; Tuttle, OK
- Earned his first career start in OSU's win over Kansas State last week, helping the Cowboys rush for 373 yards in the game.
 - Has played in three career games, all this season.
 - Took a redshirt last season.
 - Saw his first career game action in the season opener at Oregon State.
 - Also played vs. McNeese.
 - A four-time academic state champion in high school.

- 76 Dylan Galloway**
6-5; 297; R Jr.; Dallas, TX
- Has nine career starts to his credit.
 - Has played in 25 career games.
 - Became a starter at left tackle in 2018.
 - Did not play last week.

- 70 Hunter Woodard**
6-5; 295; R Fr.; Tuscola, IL
- Saw his first career game action in the first two games of this season.
 - One of three Cowboys from Illinois.
 - Played OL and DT in high school.

- 72 Johnny Wilson**
6-3; 304; R Sr.; Midland, TX
- Has extensive experience as a starting center, but moved to guard in last week's win over Kansas State.
 - A primary leader in the locker room.

- 79 Matt Kegel**
6-5; 307; R Jr.; Chaska, MN
- Played primarily on special teams entering the 2019 season.
 - Grandfather played football and wrestled at Alabama.

- 73 Teven Jenkins**
6-6; 310; R Jr.; Topeka, KS
- Has 20 total starts in his career.
 - 2018 honorable mention All-Big 12 selection by the coaches.
 - Started every game last season.

Wide Receiver

- 2 Tylan Wallace**
6-0; 185; Jr.; Fort Worth, TX
- His 2,109 rec. yards since the beginning of last season leads the nation.
 - Among Power Five players with at least 25 catches, he leads the nation with 22.07 yards per reception.
 - Tied for the FBS lead in 20-plus, 60-plus and 90-plus yard catches.
 - Ranks among the top six in FBS in receiving yards and receiving TDs.
 - The Big 12 leader in receiving yards, yards per game and receiving TDs.
 - Three 100-yd receiving games in 2019.
 - Has 10 career 100-yard games to rank fifth in OSU history.
 - 2019 Preseason first-team All-America by the AP, ESPN and others.
 - A 2018 Biletnikoff finalist.
 - Led the nation last year with 63 receptions of 10 yards or longer.
 - Averaged 168.0 receiving yards vs. three AP top-10 teams last year.

Wide Receiver

- 17 Dillon Stoner**
6-0; 198; R Jr.; Tulsa, OK
- Second on the team in receiving yards and receptions.
 - Has at least three catches in 10 of his past 11 games.
 - Riding a streak of 30 consecutive games played with at least one catch.
 - Two-time first-team Academic All-Big 12.
 - Had back-to-back seasons of 40-plus catches in 2017 and 2018.
 - Three 100-yard games in his career.
 - Redshirted after four games in 2016.

Wide Receiver

- 1 Landon Wolf**
5-11; 174; R Jr.; Tulsa, OK
- Ranks third on the team with 12 catches.
 - Former walk-on who was placed on scholarship prior to the 2018 season.
 - Two-time first-team Academic All-Big 12.
 - Played in every game since the beginning 2017, logging three starts.
 - Ranked fourth on the team last year with 33 receptions and 362 rec. yards.
 - Had the biggest game of his career to date with six catches for 116 yards and a touchdown against Kansas in 2018.
 - 2017 OSU Outstanding Walk-On Award.
 - Took a redshirt season in 2016.

Wide Receiver

- 12 Jordan McCray**
6-6; 187; R Sr.; Marietta, GA
- Seven catches for 77 yards this season.
 - A grad transfer who played 34 games during his time at South Alabama.
 - Made 58 catches for 650 yards and five touchdowns at USA.
 - Average of 11.2 yards/catch at USA.
 - Has at least one catch in 22 of his past 24 games played.
 - Father, Curtis Brown, was a four-year letterman as a wide receiver at Alabama from 1991-95.
 - Uncle, Charlie Brown, was an All-Pro WR with the Washington Redskins.

Cowboy Back

- 89 Jelani Woods**
6-7; 265; R So.; Ellenwood, GA
- Three catches for 20 yards in 2019.
 - A 2018 honorable mention All-Big 12 selection by the coaches.
 - Recruited as a quarterback, but moved to Cowboy Back prior to OSU's Camping World Bowl victory over Virginia Tech in 2017.
 - Logged seven receptions for 120 yards and two TD last season.
 - Averaged 17.1 yards per catch in 2018.
 - Played in 11 games with seven starts last season.

- 8 Braydon Johnson**
6-1; 195; R So.; Arlington, TX
- One of OSU's fastest players.
 - Career-long 69-yard touchdown catch against McNeese and added a 55-yard catch at Texas.

- 35 C.J. Moore**
6-5; 175; R Fr.; Tulsa, OK
- Scored touchdowns in each of the first two games this season.
 - Cousin of former OSU receiver Tracy Moore.

- 85 Patrick McKaufman**
6-6; 200; R Jr.; Okla. City, OK
- JUCO product who began his college career as a quarterback.
 - Missed last season to injury.
 - Redshirted in 2017.

- 87 Logan Carter**
6-4; 245; R Jr.; Henrietta, TX
- Two TDs on four career catches.
 - Former walk-on who was put on scholarship prior to the 2019 season.
 - Two-time first-team Academic All-Big 12.

Running Back

- 30 Chuba Hubbard**
6-1; 207; R So.; Sherwood Park, Alberta, Canada
- The FBS leader in rushing yards, rushing TDs, yards per game, yards per carry (min. 70), all purpose yards and runs of at least 10, 20, 30, 40, 50, 60, 70 and 80 yards. Also the FBS yards after contact leader.
 - His 296 rushing yards vs. Kansas State marked the highest individual total in an FBS game this season. That game, his 256 yards at Tulsa and his 221 yards at Oregon State account for the No. 1, No. 2 and No. 6 single-game performances in the country this season. No other player has more than one 200-yard game this season.
 - Set a career high with 37 carries against Texas.
 - Has rushed for at least 100 yards in seven of his past nine games.
 - Took over as OSU's primary running back last season when Justice Hill was lost to injury in the Bedlam game.
 - Nine total TDs last year were the most for an OSU freshman during the Mike Gundy era (2005-present).
 - Was a standout track athlete who competed at the World Youth Championships in 2015.
 - A highly regarded recruit who chose Oklahoma State over offers from Alabama, Georgia, Oklahoma, Auburn, Miami (Fla.), Oregon, Texas A&M, Tennessee, TCU and numerous others.
 - In three seasons of high school football in Canada, he rushed for 6,880 yards on 458 attempts (15.0 yards per carry) with 82 touchdowns.

- 7 LD Brown**
5-9; 191; R Jr.; Dallas, TX
- One of the fastest players on the team who has shown explosive ability with the ball in his hands.
 - Has seen his role in the offense increase.
 - Has played in 26 career games with 82 carries for 447 yards (5.5 yards per carry).
 - Took a redshirt in 2016.
 - Also a talented track athlete in high school.

Quarterback

- 3 Spencer Sanders**
6-2; 195; R Fr.; Denton, TX
- Ranks No. 2 in the Big 12 with 13.37 passing yards per completion.
 - Ranks No. 3 among FBS quarterbacks with 380 rushing yards, recording two 100-yard rushing games.
 - Was a standout against Texas, accounting for 377 yards of total offense (268 passing, 109 rushing). Included that day were a 55-yard pass to set up a TD and a 33-yard rush to preserve OSU's fourth-quarter hopes.
 - In his first career game at Oregon State, he finished 19 for 24 passing (79.2 pct.) for 203 yards with three touchdowns and no interceptions and added 109 rushing yards on 13 carries (8.4 yards per carry).
 - His rushing total at Oregon State was the highest for an OSU QB since J.W. Walsh ran for 125 against Mississippi State in 2013. It was the most for a freshman QB since Tony Lindsay rushed for 126 against Colorado in 1997.
 - The Texas 2017-18 Gatorade State Player of the Year and Mr. Texas Football by Dave Campbell's Texas Football.
 - Threw for 3,845 yards and 54 TDs as a HS senior while also rushing for 1,380 yards and 16 touchdowns.
 - Had offers from Ohio State, Texas A&M, Penn State, Ole Miss, TCU, Baylor and others coming out of HS.
 - Also competed in basketball and track and field in high school.
 - An avid fisherman who enjoys the outdoors. Sister, Carissa Sanders, played soccer at North Texas.

- 6 Dru Brown**
5-11; 200; R Sr.; San Mateo, CA
- Completed 7-of-10 passes for 142 yards and two TDs against McNeese.
 - A grad transfer quarterback with two years of starting experience at the FBS level.
 - Started his final 22 games at Hawai'i and was one of four team captains in 2017.
 - In two seasons as the starting quarterback at Hawai'i, he passed for 5,273 yards and 37 touchdowns.
 - Has four career 300-yard passing games, including a career-high 391 yard-game against UMass in 2017.

Player Tidbits - Defense and Special Teams

Defensive End	Defensive Tackle	Defensive Tackle	Defensive End
40 Brock Martin <i>6-4; 242; RSo.; Oologah, OK</i> <ul style="list-style-type: none"> Has his first five career starts this year. Leads the D-line with 17 tackles. Had a big fumble recovery last week. Had eight tackles in OSU's win at Tulsa. 2018 first-team Academic All-Big 12. Saw significant action in all 13 games at defensive end last season. Made a game-changing fumble recovery deep in OSU territory as part of the win over No. 7 WVU in 2018. <i>The Oklahoman's</i> All-State Defensive Player of the Year as a HS senior. A three-time state champion wrestler. 	92 Cameron Murray <i>6-2; 290; R.Jr.; Bryant, AR</i> <ul style="list-style-type: none"> Has his first five career starts this year. Had four tackles in OSU's win at Tulsa. Has 20 career tackles and 2.5 career sacks. Has been part of the rotation in the defensive line and is playing a more prominent role in 2019. 2017 first-team Academic All-Big 12 team selection. Saw significant action in all 13 games last year on the interior of the d-line. Saw action in five games as a freshman in 2017. 	98 Brendon Evers <i>6-2; 290; RSo.; Bixby, OK</i> <ul style="list-style-type: none"> Three career starts, all this season. Has six tackles this season and 13 in his career thus far. Had two tackles against Texas. Saw action in all 13 games last season. Credited with a quarterback hurry in the Cowboys' Liberty Bowl win over No. 23 Missouri. Helped lead his high school team to state championships as a sophomore, junior and senior while playing nose guard in a 3-4 scheme. 	89 Tyler Lacy <i>6-4; 265; RFr.; Sachse, TX</i> <ul style="list-style-type: none"> Has his first four career starts this year. Has nine tackles, 0.5 tackles for loss, a pass break up and three quarterback hurries this season. Had six tackles in OSU's win at Tulsa. Took a redshirt last season and did not see any game action. Did not lose a regular-season contest over his final two seasons of high school football, as Sachse racked up an impressive 23-2 record. Had eight QB hurries and six sacks as a high school senior.
91 Mike Scott <i>6-5; 245; RSo.; Irving, TX</i> <ul style="list-style-type: none"> An athletic JUCO product who has played in 17 games and has 3.0 sacks. Blocked a key Missouri field goal attempt in the 2018 Liberty Bowl. 	95 Israel Antwine <i>6-4; 295; So.; Okla. City, OK</i> <ul style="list-style-type: none"> Started 11 games as a true freshman at Colorado in 2018, recording 15 tackles. Made his first OSU start vs. Kansas State. 	35 Samuela Tuihalamaka <i>6-2; 295; RFr.; Riverside, CA</i> <ul style="list-style-type: none"> Earned his first career start at Tulsa in week three and another vs. KSU. From California HS power Mater Dei, where he also competed as a wrestler. 	97 Amadou Fofana <i>6-4; 280; R.Jr.; Memphis, TN</i> <ul style="list-style-type: none"> A JUCO product who earned first team all-conference and honorable mention All-America honors. Was born in Guinea, Africa.

Linebacker	Linebacker	Cornerback	Cornerback	Safety
11 Amen Ogbongbemiga <i>6-1; 225; R.Jr.; Calgary, AB, Can.</i> <ul style="list-style-type: none"> Ranks among the Big 12's top five players in solo tackles, total tackles and sacks this season. Double-digit tackle performances against Texas (11) and Oregon State (10). Has 5.0 tackles for loss in his last four games. Tied for the team lead with 42 tackles this season. Two-time first-team Academic All-Big 12. Was born in Lagos, Nigeria before moving to Houston, Texas, then to Calgary, Alberta, Canada. 	20 Malcolm Rodriguez <i>6-0; 205; Jr.; Wagoner, OK</i> <ul style="list-style-type: none"> Tied for the team lead and fifth in the Big 12 with 8.4 tackles per game. Double-digit tackle performances vs. McNeese (11) and Tulsa (11). A safety his first two seasons who moved to linebacker this season. Played in all 13 games last season and started 10 times at safety. The team's second-leading tackler in 2018 with 83 stops (53 unassisted). Played quarterback in high school and was also a standout wrestler. 	8 Rodarius Williams <i>6-0; 187; R.Jr.; Shreveport, LA</i> <ul style="list-style-type: none"> A two-year starter whose 31 career starts are tied with A.J. Green for most on the Cowboy defense. His two interceptions last season led the team. His eight pass break ups last season were the second-most on the team. Took a redshirt in 2016. Brother, Andreae "Greedy" Williams, plays for the Cleveland Browns. A standout basketball player who also competed on the track and field team in high school. 	4 A.J. Green <i>6-1; 190; Sr.; DeSoto, TX</i> <ul style="list-style-type: none"> A two-year starter whose 31 career starts are tied with Rodarius Williams for most on the Cowboy defense. Recorded his first career pick-six as part of OSU's win over McNeese. Has six career interceptions. Voted a second-team all-conference selection by the coaches last season. Ranked among the Big 12 leaders last year in passes broken up with 11. Part of an athletic family with four cousins playing high-level sports. Also played basketball in high school. 	3 Tre Sterling <i>6-1; 202; RSo.; Sunnyvale, TX</i> <ul style="list-style-type: none"> An emerging talent who has 30 tackles this season, 20 of which have come in the last three games. First career start came at Oregon State, where he had nine tackles, 1.5 tackles for loss, a pass break up and a quarterback hurry. Had seven tackles, a tackle for loss and a pass break up against Kansas State. Also competed on the basketball, soccer and track teams in high school.
33 Kevin Henry <i>6-0; 239; RSo.; Baton Rouge, LA</i> <ul style="list-style-type: none"> 2016 second-team Academic All-Big 12. 2018 Vernon Grant Award for outstanding leadership, spirit and enthusiasm. Earned first career start in 2018 bowl. 	16 Devin Harper <i>6-1; 235; R.Jr.; Knoxville, TN</i> <ul style="list-style-type: none"> Has played in 26 career games and logged 55 total tackles, 6.5 tackles for loss and 2.5 sacks. Brother, Thomas, plays CB for OSU. 	14 Bryce Balous <i>5-11; 190; RSo.; McKinney, TX</i> <ul style="list-style-type: none"> A special teams player throughout his career. Has played in every game since the beginning of 2017. 	5 Kemah Siverand <i>6-1; 200; RSo.; Cypress, TX</i> <ul style="list-style-type: none"> A grad transfer from Texas A&M who started his career as a wide receiver. Had a fumble recovery vs. Texas. Played in every game last season. 	12 Kanion Williams <i>6-2; 180; RFr.; Dallas, TX</i> <ul style="list-style-type: none"> Played in four games last season but was held out to preserve his redshirt after that. Cousin, Skyler Scott, played at Baylor.
Safety	Safety	Kicker	Kick Returner	Punt Returner
31 Kolby Harvell-Peel <i>6-0; 210; So.; College Station, TX</i> <ul style="list-style-type: none"> A proven playmaker who has 32 tackles, two FF, an interception, two PBU and a FR on the year. Recorded an interception and a fumble recovery against Texas. Made a key fourth down sack in the Cowboys' road win at Tulsa. Played in every game as a true freshman last season and started four times. Made the game-winning tackle in the 2018 Liberty Bowl win over Missouri. Also ran track in high school, running the 100m dash and 4x100m relay. 	24 Jarrick Bernard <i>6-2; 195; So.; Shreveport, LA</i> <ul style="list-style-type: none"> Has 21 tackles on the year, 13 of which have come in the last two games. Given the 2018 Russell Okung Award as OSU's outstanding newcomer. Set a career high with 14 tackles against Texas Tech last season. Last season he ranked fifth on the team and led all Cowboy freshmen with 59 tackles. Blocked a punt and forced a fumble in the Cowboys' win over No. 17 Boise State last year. 	49 Matt Ammendola <i>5-9; 195; RSo.; Lansdale, PA</i> <ul style="list-style-type: none"> A three-time first-team Academic All-Big 12 selection. Made 37 of his past 43 FG attempts. Third among active FBS players with 305 career points. Could finish as the second-leading scorer in OSU history. Has made two 53-yard field goals during his career. 	7 LD Brown <i>5-9; 191; R.Jr.; Dallas, TX</i> <ul style="list-style-type: none"> One of the fastest players on the roster. Has five kickoff returns this season for a total of 85 yards. His longest kickoff return of the season so far was a 20-yarder at Oregon State in the season opener. Had a career-long 29-yard kick return at Pittsburgh in 2017. His career numbers include 16 kickoff returns for a total of 299 yards, for an average of 18.7 yards per return. Took a redshirt in 2016. Also a talented track athlete in high school. 	17 Dillon Stoner <i>6-0; 198; R.Jr.; Tulsa, OK</i> <ul style="list-style-type: none"> Has nine punt returns this year with an average of 6.3 yards per return. Two-time first-team Academic All-Big 12. Has served as OSU's primary punt returner since 2017. Last season he totaled 11 returns for 62 yards for an average of 5.6 yards. Also led the team with nine punt returns in 2017, totaling 55 yards for an average of 6.1 yards per return. Had a career-long punt return of 20 yards in OSU's 2017 win over West Virginia in Morgantown. Redshirted after four games in 2016.
2 Tanner McCalister <i>5-11; 185; So.; Heath, TX</i> <ul style="list-style-type: none"> A developing prospect who has seen significant action on defense each of the past two years. Had a career-best four tackles in the 2018 Liberty Bowl win. 	25 Jason Taylor, II <i>6-2; 195; RFr.; Okla. City, OK</i> <ul style="list-style-type: none"> An OKC native who has contributed on special teams each of the last two years. Father and sister played college sports at Langston. 	Punter 29 Tom Hutton <i>6-3; 195; Fr.; Newborough, VI, AUS</i> <ul style="list-style-type: none"> A 29-year-old true freshman. Recruited through ProKick Australia, which has helped players such as former Ray Guy Award winners Mitch Wishnowski (Utah), Tom Hackett (Utah) and Tom Hornsey (Memphis). Played Australian-rules football with Yallourn-Yallourn North in the Mid Gippsland Football League. 	1 Landon Wolf <i>5-11; 174; R.Jr.; Tulsa, OK</i> <ul style="list-style-type: none"> Former walk-on who was placed on scholarship prior to the 2018 season. Has three career punt returns with a long of 10 yards. 	1 Landon Wolf <i>5-11; 174; R.Jr.; Tulsa, OK</i> <ul style="list-style-type: none"> Former walk-on who was placed on scholarship prior to the 2018 season. Has three career punt returns with a long of 10 yards.



Numerical Roster

No.	Name	Pos.	Ht.	Wt.	Exp.	Hometown/Previous School	No.	Name	Pos.	Ht.	Wt.	Exp.	Hometown/Previous School
1	Calvin Bundage	LB	6-2	215	Sr.-3L	Edmond, OK / Santa Fe	52	Ben Kopenski	DE	6-1	235	RFr-RS	McKinney, TX / Prosper
1	Landon Wolf	WR	5-11	174	RJr.-2L	Tulsa, OK / East Central	53	Matt Hembrough	LS	6-3	192	RSO.-Sq	Lisle, IL / Benet
2	Tanner McCalister	S	5-11	185	So.-1L	Heath, TX / Rockwall-Heath	54	Truett Knox	OL	6-1	300	RFr.-RS	Fort Worth, TX / Aledo
2	Tylan Wallace	WR	6-0	185	Jr.-2L	Fort Worth, TX / South Hills	56	Xavier Ross	DT	6-3	285	Fr.-HS	Cedar Hill, TX / Cedar Hill
3	Spencer Sanders	QB	6-2	195	RFr.-RS	Denton, TX / Ryan	57	Walker Reed	OL	6-6	341	RJr.-1L	Norman, OK / North
3	Tre Sterling	S	6-1	202	RSO.-1L	Sunnyvale, TX / Sunnyvale	58	Layton Ernst	OL	6-1	270	Fr.-HS	Mansfield, TX / Mansfield
4	Deondrick Glass	RB	5-10	190	Fr.-HS	Katy, TX / Katy	60	Tyrese Williams	OL	6-3	300	RFr.-RS	Houston, TX / Cypress Ridge
4	A.J. Green	CB	6-1	190	Sr.-3L	DeSoto, TX / DeSoto	61	Jake Springfield	OL	6-5	316	Fr.-HS	Flower Mound, TX / Flower Mound
5	Kemah Siverand	CB	6-1	200	RSr.-1L	Cypress, TX/Cypress Ridge/Texas A&M	63	Dylon Carnagey	DT	6-1	283	RFr.-RS	Skiatook, OK / Skiatook
6	Dru Brown	QB	5-11	200	RSr.-TR	San Mateo, CA / Los Gatos / College of San Mateo / Hawaii	63	Braedy Wilson	LS	6-4	197	Fr.-HS	Oklahoma City, OK / Mustang
6	JayVeon Cardwell	CB	6-0	175	RFr.-RS	Cibolo, TX / Steele	65	Matt McClurg	OL	6-5	311	RSO.-Sq	Centennial, CO / Heritage
7	LD Brown	RB	5-9	191	RJr.-2L	Dallas, TX / DeSoto	66	Joe Michalski	OL	6-4	270	Fr.-HS	Overland Park, KS / St. Thomas Aquinas
8	Braydon Johnson	WR	6-1	195	RSO.-1L	Arlington, TX / Bowie	67	Cole Birmingham	OL	6-5	295	Fr.-HS	Katy, TX / Katy
8	Rodarius Williams	CB	6-0	187	RJr.-2L	Shreveport, LA / Calvary Baptist	68	Taylor Miterko	OL	6-6	270	Fr.-HS	Carlsbad, NM / Carlsbad
9	Brendan Costello	QB	6-0	192	Fr.-HS	San Clemente, CA / San Clemente	69	Ben Freehill	P	6-1	167	Fr.-HS	Melvin, IL / Gibson City / Melvin-Sibley
10	Tyrell Alexander	WR	6-1	182	RJr.-2L	Lancaster, TX / Lancaster	70	Kevin Mair	DT	6-1	295	RFr.-RS	Frisco, TX / Independence
11	Amen Ogbongbemiga	LB	6-1	225	RJr.-2L	Calgary, Alberta, Canada / Notre Dame	70	Hunter Woodard	OL	6-5	295	RFr.-RS	Tuscola, IL / Tuscola
12	Jordan McCray	WR	6-6	187	RSr.-TR	Marietta, GA / North Cobb / South Alabama	72	Johnny Wilson	OL	6-3	304	RSr.-2L	Midland, TX / Midland Christian
12	Kanion Williams	S	6-2	180	RFr.-RS	Dallas, TX / South Oak Cliff	73	Teven Jenkins	OL	6-6	310	RJr.-2L	Topeka, KS / Topeka
13	Thomas Harper	CB	5-11	165	Fr.-HS	Knoxville, TN / Karns	74	Preston Wilson	OL	6-4	280	Fr.-HS	Bartonville, TX / Argyle
14	Bryce Balous	CB	5-11	190	RSr.-2L	McKinney, TX / North	75	Marcus Keyes	OL	6-3	309	RSr.-3L	Port Allen, LA / Port Allen
15	Sean Michael Flanagan	S	6-2	195	RFr.-RS	Charleston, AR / Charleston	76	Dylan Galloway	OL	6-5	297	RJr.-2L	Dallas, TX / Coppell
15	Jonathan Shepherd	WR	6-4	195	RFr.-RS	Kilgore, TX / Kilgore	77	Hunter Anthony	OL	6-7	330	RFr.-RS	Tuttle, OK / Tuttle
16	Devin Harper	LB	6-1	235	RJr.-2L	Knoxville, TN / Karns	78	Bryce Bray	OL	6-5	300	RFr.-RS	Bixby, OK / Bixby
17	Dillon Stoner	WR	6-0	198	RJr.-2L	Tulsa, OK / Jenks	79	Matt Kegel	OL	6-5	307	RJr.-1L	Chaska, MN / Chaska
18	Shaun Taylor	QB	6-0	209	RFr.-RS	Fort Worth, TX / All Saints Episcopal	80	LC Greenwood	WR	6-3	212	RSO.-Sq	Garland, TX / Lakeview Central
19	Alex Hale	K	6-1	195	RFr.-RS	Point Fredrick, Australia / St. Edward's	81	Cole Goodnight	WR	6-2	175	Fr.-HS	Tahlequah, OK / Tahlequah
20	Malcolm Rodriguez	LB	6-0	205	Jr.-2L	Wagoner, OK / Wagoner	82	Grayson Boomer	CW	6-5	230	Fr.-HS	Collinsville, OK / Collinsville
20	Schlyer Adair	RB	5-10	190	Fr.-HS	Wagoner, OK / Wagoner	82	Vance Mullendore	DE	6-1	217	Fr.-HS	Tulsa, OK / Holland Hall / IMG Academy
22	Demarco Jones	CB	6-1	175	Fr.-HS	Tulsa, OK / Booker T. Washington	83	Cade Cavender	WR	5-11	180	Fr.-HS	Broken Arrow, OK / Bixby
22	Mbari Snoddy	RB	5-11	190	RFr.-RS	Edmond, OK / Santa Fe	83	Gordie Geymuller	DE	6-2	192	Fr.-HS	Dallas, TX / Parish Episcopal
23	Gabe Lemons	S	6-2	179	RFr.-RS	Prosper, TX / Coppell	84	Dayton Metcalf	CW	6-4	237	RJr.-Sq	Hooker, OK / Hooker
24	Jarrick Bernard	S	6-2	195	So.-1L	Shreveport, LA / Evangel Christian	85	Patrick McKaufman	WR	6-6	200	RJr.-Sq	Oklahoma City, OK / Douglass / NEO A&M JC
25	Jason Taylor, II	S	6-2	195	RFr.-RS	Oklahoma City, OK / Carl Albert	86	Dreyson Watters	WR	5-10	171	Fr.-HS	Jenks, OK / Jenks
25	Andre Washington	RB	6-0	186	Fr.-HS	Roanoke, TX / Liberty Christian	87	Logan Carter	CW	6-4	245	RJr.-2L	Henrietta, TX / Henrietta
26	Micah Cooper	RB	6-0	198	RJr. - TR	Madill, OK / Madill / Henderson State / NEO A&M JC	88	Langston Anderson	WR	6-1	192	Fr.-HS	Midlothian, TX / Heritage
26	Xavier Player	CB	6-0	175	Fr.-HS	Cibolo, TX / Steele	88	Jake Schultz	DE	6-3	218	Fr.-HS	Prague, OK / Prague
27	Dezmon Jackson	RB	6-0	203	Jr.-TR	El Dorado, AR / Parkers Chapel / Hutchinson CC	89	Tyler Lacy	DE	6-4	265	RFr.-RS	Sachse, TX / Sachse
28	Jahmyl Jeter	RB	6-0	215	RFr.-RS	San Antonio, TX / Brennan	89	Jelani Woods	CW	6-7	265	RSO.-1L	Ellenwood, GA / Cedar Grove
29	Tom Hutton	P	6-3	195	Fr.-HS	Newborough, VI, Australia / ProKick	90	Braden Cassity	CW	6-2	240	RFr.-RS	Austin, TX / Westlake
30	Chuba Hubbard	RB	6-1	207	RSO.-1L	Sherwood Park, Alberta, Canada / Bev Facey	91	Mike Scott	DE	6-5	245	RSr.-1L	Irving, TX / Nimitz / SMU / Trinity Valley JC
30	Gabe Simpson	WR	6-2	208	RFr.-RS	Jay, OK / Jay	92	Cameron Murray	DT	6-2	290	RJr.-2L	Bryant, AR / Bryant
31	Kolby Harvell-Peel	S	6-0	210	So.-1L	College Station, TX / A&M Consolidated	94	Trace Ford	DE	6-3	227	Fr.-HS	Edmond, OK / Santa Fe
31	Taje Williams	WR	5-8	162	RSr.-Sq	Pearland, TX / Dawson / Blinn JC	95	Israel Antwine	DT	6-4	295	So.-TR	Oklahoma City, OK / Millwood / Colorado
32	Kris McCune	S	6-2	200	RSO.-Sq	Forney, TX / Dallas Christian	96	Kody Walterscheid	DE	6-6	230	Fr.-HS	Muenster, TX / Muenster
33	Kevin Henry	LB	6-0	239	RSr.-2L	Baton Rouge, LA / Central	97	Amadou Fofana	DE	6-4	280	RJr.-TR	Memphis, TN / Mitchell / Highland CC
35	C.J. Moore	WR	6-5	175	RFr.-RS	Tulsa, OK / Union	98	Brendon Evers	DT	6-2	290	RSO.-1L	Bixby, OK / Bixby
35	Samuela Tuihalamaka	DT	6-2	295	RFr.-RS	Riverside, CA / Mater Dei	99	Sione Asi	DT	6-1	325	Jr.-TR	Reno, NV / McQueen / Snow College
36	Na'drian Dizadare	LB	6-2	200	Fr.-HS	Shreveport, LA / Evangel Christian							
37	Isreal Isuman-Hundley	DE	6-5	230	Fr.-HS	Colleyville, TX / Heritage							
38	Jacob Morris	WR	5-9	169	RFr.-RS	Oklahoma City, OK / Newcastle							
38	Philip Redwine-Bryant	LB	6-2	228	RSr.-1L	Harker Heights, TX / Academy							
39	Jake McClure	K	6-3	200	RSO.-1L	Chattanooga, TN / East Hamilton							
40	Brock Martin	DE	6-4	242	RSO.-1L	Oologah, OK / Oologah							
41	Valek Cisneros	CW	6-4	208	Fr.-HS	Arapaho, OK / Clinton							
41	Braden Spicer	LB	5-11	217	RFr.-RS	Tulsa, OK / Union							
42	Jayden Jernigan	DT	6-0	300	Fr.-HS	Allen, TX / Allen							
44	Kamryn Farrar	LB	6-0	200	Fr.-HS	Dallas, TX / Skyline							
47	Carson Kropp	LB	6-2	230	RFr.-RS	Oologah, OK / Owasso							
48	Adam Martin	LB	5-11	217	RSO.-Sq	Stillwater, OK / Stillwater							
49	Matt Ammendola	K	5-9	195	RSr.-3L	Lansdale, PA / North Penn							
50	Ry Schneider	OL	6-3	320	RJr.-1L	Minco, OK / Minco							
50	Relijah Sherman	LB	5-11	222	RSO.-Sq	Oklahoma City, OK / Carl Albert / SW Okla. State							
51	Matthew Werner	LB	5-11	211	RFr.-RS	Southlake, TX / Carroll							
52	Jacob Farrell	OL	6-6	308	RFr.-RS	Sulphur, OK / Sulphur							

Pronunciations

5	Kemah Siverand	KEY-muh SIV-er-and	37	Isreal Isuman-Hundley	iss-OO-mahn
6	Dru Brown	DREW			HUND-lee
6	JayVeon Cardwell	jay-vee-AWN	60	Tyrese Williams	TY-reese
8	Rodarius Williams	roh-DARE-ee-us	66	Joe Michalski	muh-HALL-skee
11	Amen Ogbongbemiga	AY-men awg-BONG-beh-MEE-guh	68	Taylor Miterko	mih-TERK-oh
12	Kanion Williams	kuh-NYE-un	75	Marcus Keyes	keez
14	Bryce Balous	BAY-luss	79	Matt Kegel	KAY-gull
24	Jarrick Bernard	JAR-ick	89	Jelani Woods	juh-LAW-nee
28	Jahmyl Jeter	juh-MEEL	95	Israel Antwine	ANN-twine
30	Chuba Hubbard	CHOO-buh	96	Kody Walterscheid	walter-SHIED (not walter-SHEED)
31	Taje Williams	TAHZ-yay	97	Amadou Fofana	AH-muh-doo
35	Samuela Tuihalamaka	sam-WELL-uh			foe-FAH-nuh
		TOO-ee-HAH-luh-MAH-kah	99	Sione Asi	see-OH-nay AH-see
36	Na'Drian Dizadare	NAY-dree-un			
		DIZ-uh-dare			



Alphabetical Roster

No.	Name	Pos.	Ht.	Wt.	Exp.	Hometown/Previous School	No.	Name	Pos.	Ht.	Wt.	Exp.	Hometown/Previous School
20	Schlyer Adair	RB	5-10	190	Fr-HS	Wagoner, OK / Wagoner	12	Jordan McCray	WR	6-6	187	RSr.-TR	Marietta, GA / North Cobb / South Alabama
10	Tyrell Alexander	WR	6-1	182	RJr.-2L	Lancaster, TX / Lancaster	32	Kris McCune	S	6-2	200	RSo.-Sq	Forney, TX / Dallas Christian
49	Matt Ammendola	K	5-9	195	RSr.-3L	Lansdale, PA / North Penn	85	Patrick McKaufman	WR	6-6	200	RJr.-Sq	Oklahoma City, OK / Douglass / NEO A&M JC
88	Langston Anderson	WR	6-1	192	Fr.-HS	Midlothian, TX / Heritage	84	Dayton Metcalf	CW	6-4	237	RJr.-Sq	Hooker, OK / Hooker
77	Hunter Anthony	OL	6-7	330	RFr.-RS	Tuttle, OK / Tuttle	66	Joe Michalski	OL	6-4	270	Fr.-HS	Overland Park, KS / St. Thomas Aquinas
95	Israel Antwine	DT	6-4	295	So.-TR	Oklahoma City, OK / Millwood / Colorado	68	Taylor Miterko	OL	6-6	270	Fr.-HS	Carlsbad, NM / Carlsbad
99	Sione Asi	DT	6-1	325	Jr.-TR	Reno, NV / McQueen / Snow College	35	C.J. Moore	WR	6-5	175	RFr.-RS	Tulsa, OK / Union
14	Bryce Balous	CB	5-11	190	RSr.-2L	McKinney, TX / North	38	Jacob Morris	WR	5-9	169	RFr.-RS	Oklahoma City, OK / Newcastle
24	Jarrick Bernard	S	6-2	195	So.-1L	Shreveport, LA / Evangel Christian	82	Vance Mullendore	DE	6-1	217	Fr.-HS	Tulsa, OK / Holland Hall / IMG Academy
67	Cole Birmingham	OL	6-5	295	Fr.-HS	Katy, TX / Katy	92	Cameron Murray	DT	6-2	290	RJr.-2L	Bryant, AR / Bryant
82	Grayson Boomer	CW	6-5	230	Fr.-HS	Collinsville, OK / Collinsville	11	Amen Ogbongbemiga	LB	6-1	225	RJr.-2L	Calgary, Alberta, Canada / Notre Dame
78	Bryce Bray	OL	6-5	300	RFr.-RS	Bixby, OK / Bixby	26	Xavier Player	CB	6-0	175	Fr.-HS	Cibola, TX / Steele
6	Dru Brown	QB	5-11	200	RSr.-TR	San Mateo, CA / Los Gatos / College of San Mateo / Hawaii	38	Philip Redwine-Bryant	LB	6-2	228	RSr.-1L	Harker Heights, TX / Academy
7	LD Brown	RB	5-9	191	RJr.-2L	Dallas, TX / DeSoto	57	Walker Reed	OL	6-6	341	RJr.-1L	Norman, OK / North
1	Calvin Bundage	LB	6-2	215	Sr.-3L	Edmond, OK / Santa Fe	20	Malcolm Rodriguez	LB	6-0	205	Jr.-2L	Wagoner, OK / Wagoner
6	JayVeon Cardwell	CB	6-0	175	RFr.-RS	Cibola, TX / Steele	56	Xavier Ross	DT	6-3	285	Fr.-HS	Cedar Hill, TX / Cedar Hill
63	Dylon Carnagey	DT	6-1	283	RFr.-RS	Skiatook, OK / Skiatook	3	Spencer Sanders	QB	6-2	195	RFr.-RS	Denton, TX / Ryan
87	Logan Carter	CW	6-4	245	RJr.-2L	Henrietta, TX / Henrietta	50	Ry Schneider	OL	6-3	320	RJr.-1L	Minco, OK / Minco
90	Braden Cassity	CW	6-2	240	RFr.-RS	Austin, TX / Westlake	88	Jake Schultz	DE	6-3	218	Fr.-HS	Prague, OK / Prague
83	Cade Cavender	WR	5-11	180	Fr.-HS	Broken Arrow, OK / Bixby	91	Mike Scott	DE	6-5	245	RSr.-1L	Irving, TX / Nimitz / SMU / Trinity Valley JC
41	Valek Cisneros	CW	6-4	208	Fr.-HS	Arapahoe, OK / Clinton	15	Jonathan Shepherd	WR	6-4	195	RFr.-RS	Kilgore, TX / Kilgore
26	Micah Cooper	RB	6-0	198	RJr. - TR	Madill, OK / Madill / Henderson State / NEO A&M JC	50	Relijah Sherman	LB	5-11	222	RSo.-Sq	Oklahoma City, OK / Carl Albert / SW Okla. State
9	Brendan Costello	QB	6-0	192	Fr.-HS	San Clemente, CA / San Clemente	30	Gabe Simpson	WR	6-2	208	RFr.-RS	Jay, OK / Jay
36	Na'drian Dizadare	LB	6-2	200	Fr.-HS	Shreveport, LA / Evangel Christian	5	Kemah Siverand	CB	6-1	200	RSr.-1L	Cypress, TX/Cypress Ridge/Texas A&M
58	Layton Ernst	OL	6-1	270	Fr.-HS	Mansfield, TX / Mansfield	22	Mbari Snoddy	RB	5-11	190	RFr.-RS	Edmond, OK / Santa Fe
98	Brendon Evers	DT	6-2	290	RSO.-1L	Bixby, OK / Bixby	41	Braden Spicer	LB	5-11	217	RFr.-RS	Tulsa, OK / Union
44	Kamryn Farrar	LB	6-0	200	Fr.-HS	Dallas, TX / Skyline	61	Jake Springfield	OL	6-5	316	Fr.-HS	Flower Mound, TX / Flower Mound
52	Jacob Farrell	OL	6-6	308	RFr.-RS	Sulphur, OK / Sulphur	3	Tre Sterling	S	6-1	202	RSO.-1L	Sunnyvale, TX / Sunnyvale
15	Sean Michael Flanagan	S	6-2	195	RFr.-RS	Charleston, AR / Charleston	17	Dillon Stoner	WR	6-0	198	RJr.-2L	Tulsa, OK / Jenks
97	Amadou Fofana	DE	6-4	280	RJr.-TR	Memphis, TN / Mitchell / Highland CC	18	Shaun Taylor	QB	6-0	209	RFr.-RS	Fort Worth, TX / All Saints Episcopal
94	Trace Ford	DE	6-3	227	Fr.-HS	Edmond, OK / Santa Fe	25	Jason Taylor, II	S	6-2	195	RFr.-RS	Oklahoma City, OK / Carl Albert
69	Ben Freehill	P	6-1	167	Fr.-HS	Melvin, IL / Gibson City / Melvin-Sibley	35	Samuela Tuihalamaka	DT	6-2	295	RFr.-2L	Riverside, CA / Mater Dei
76	Dylan Galloway	OL	6-5	297	RJr.-2L	Dallas, TX / Coppell	2	Tylan Wallace	WR	6-0	185	Jr.-2L	Fort Worth, TX / South Hills
83	Gordie Geymuller	DE	6-2	192	Fr.-HS	Dallas, TX / Parish Episcopal	96	Kody Walterscheid	DE	6-6	230	Fr.-HS	Muenster, TX / Muenster
4	Deondrick Glass	RB	5-10	190	Fr.-HS	Katy, TX / Katy	25	Andre Washington	RB	6-0	186	Fr.-HS	Roanoke, TX / Liberty Christian
81	Cole Goodnight	WR	6-2	175	Fr.-HS	Tahlequah, OK / Tahlequah	86	Dreyson Watters	WR	5-10	171	Fr.-HS	Jenks, OK / Jenks
4	A.J. Green	CB	6-1	190	Sr.-3L	DeSoto, TX / DeSoto	51	Matthew Werner	LB	5-11	211	RFr.-RS	Southlake, TX / Carroll
80	LC Greenwood	WR	6-3	212	RSO.-Sq	Garland, TX / Lakeview Central	60	Tyrese Williams	OL	6-3	300	RFr.-RS	Houston, TX / Cypress Ridge
19	Alex Hale	K	6-1	195	RFr.-RS	Point Fredrick, Australia / St. Edward's	31	Taje Williams	WR	5-8	162	RSr.-Sq	Pearland, TX / Dawson / Blinn JC
16	Devin Harper	LB	6-1	235	RJr.-2L	Knoxville, TN / Karns	8	Rodarius Williams	CB	6-0	187	RJr.-2L	Shreveport, LA / Calvary Baptist
13	Thomas Harper	CB	5-11	165	Fr.-HS	Knoxville, TN / Karns	12	Kanion Williams	S	6-2	180	RFr.-RS	Dallas, TX / South Oak Cliff
31	Kolby Harvell-Peel	S	6-0	210	So.-1L	College Station, TX / A&M Consolidated	72	Johnny Wilson	OL	6-3	304	RSr.-2L	Midland, TX / Midland Christian
53	Matt Hembrough	LS	6-3	192	RSO.-Sq	Lisle, IL / Benet	74	Preston Wilson	OL	6-4	280	Fr.-HS	Bartonville, TX / Argyle
33	Kevin Henry	LB	6-0	239	RSr.-2L	Baton Rouge, LA / Central	63	Braedy Wilson	LS	6-4	197	Fr.-HS	Oklahoma City, OK / Mustang
30	Chuba Hubbard	RB	6-1	207	RSO.-1L	Sherwood Park, Alberta, Canada / Bev Facey	1	Landon Wolf	WR	5-11	174	RJr.-2L	Tulsa, OK / East Central
29	Tom Hutton	P	6-3	195	Fr.-HS	Newborough, VI, Australia / ProKick	70	Hunter Woodard	OL	6-5	295	RFr.-RS	Tuscola, IL / Tuscola
37	Isreal Isuman-Hundley	DE	6-5	230	Fr.-HS	Colleyville, TX / Heritage	89	Jelani Woods	CW	6-7	265	RSO.-1L	Ellenwood, GA / Cedar Grove
27	Dezmon Jackson	RB	6-0	203	Jr.-TR	El Dorado, AR / Parkers Chapel / Hutchinson CC							
73	Teven Jenkins	OL	6-6	310	RJr.-2L	Topeka, KS / Topeka							
42	Jayden Jernigan	DT	6-0	300	Fr.-HS	Allen, TX / Allen							
28	Jahmyl Jeter	RB	6-0	215	RFr.-RS	San Antonio, TX / Brennan							
8	Braydon Johnson	WR	6-1	195	RSO.-1L	Arlington, TX / Bowie							
22	Demarco Jones	CB	6-1	175	Fr.-HS	Tulsa, OK / Booker T. Washington							
79	Matt Kegel	OL	6-5	307	RJr.-1L	Chaska, MN / Chaska							
75	Marcus Keyes	OL	6-3	309	RSr.-3L	Port Allen, LA / Port Allen							
54	Truett Knox	OL	6-1	300	RFr.-RS	Fort Worth, TX / Aledo							
52	Ben Kopenski	DE	6-1	235	RFr.-RS	McKinney, TX / Prosper							
47	Carson Kropp	LB	6-2	230	RFr.-RS	Oologah, OK / Owasso							
89	Tyler Lacy	DE	6-4	265	RFr.-RS	Sachse, TX / Sachse							
23	Gabe Lemons	S	6-2	179	RFr.-RS	Prosper, TX / Coppell							
70	Kevin Mair	DT	6-1	295	RFr.-RS	Frisco, TX / Independence							
40	Brock Martin	DE	6-4	242	RSO.-1L	Oologah, OK / Oologah							
48	Adam Martin	LB	5-11	217	RSO.-Sq	Stillwater, OK / Stillwater							
2	Tanner McCalister	S	5-11	185	So.-1L	Heath, TX / Rockwall-Heath							
39	Jake McClure	K	6-3	200	RSO.-1L	Chattanooga, TN / East Hamilton							
65	Matt McClurg	OL	6-5	311	RSO.-Sq	Centennial, CO / Heritage							

Pronunciations

95	Israel Antwine	ANN-twine	66	Joe Michalski	muh-HALL-skee
99	Sione Asi	see-OH-nay AH-see	68	Taylor Miterko	mih-TERK-oh
14	Bryce Balous	BAY-luss	11	Amen Ogbongbemiga	AY-men
24	Jarrick Bernard	JAR-ick			awg-BONG-beh-MEE-guh
6	Dru Brown	DREW	5	Kemah Siverand	KEY-muh SIV-er-and
6	JayVeon Cardwell	jay-vee-AWN	35	Samuela Tuihalamaka	sam-WELL-uh
36	Na'Drian Dizadare	NAY-dree-un			TOO-ee-HAH-luh-MAH-kah
		DIZ-uh-dare	96	Kody Walterscheid	walter-SHIED
		AH-muh-doo			(not walter-SHEED)
97	Amadou Fofana	foe-FAH-nuh	12	Kanion Williams	kuh-NYE-un
30	Chuba Hubbard	CHOO-buh	8	Rodarius Williams	roh-DARE-ee-us
37	Isreal Isuman-Hundley	iss-OO-mahn	31	Taje Williams	TAHZ-yay
		HUND-lee	60	Tyrese Williams	TY-reese
28	Jahmyl Jeter	juh-MEEL	89	Jelani Woods	juh-LAW-nee
79	Matt Kegel	KAY-gull			
75	Marcus Keyes	keez			



Game Notes

2019 Honors and Recognition

2 Tylan Wallace - WR

- AP Preseason All-America First Team
- ESPN Preseason All-America First Team
- The Sporting News Preseason All-America First Team
- Athlon Preseason All-America First Team
- Lindy's Preseason All-America First Team
- Sports Illustrated Preseason All-America Second Team
- CBS Preseason All-America Second Team
- Phil Steele Preseason All-America Second Team
- Preseason All-Big 12 Team
- Biletnikoff Award Watch List
- Maxwell Award Watch List
- Walter Camp Award Watch List
- Earl Campbell Tyler Rose Award Watch List
- Earl Campbell Tyler Rose Hon. Mention POTW vs. Oregon State
- Earl Campbell Tyler Rose Hon. Mention POTW vs. McNeese
- OSU Offensive MVP vs. McNeese

30 Chuba Hubbard - RB

- Preseason All-Big 12 Team
- Maxwell Award Watch List
- Doak Walker Award Watch List
- Paul Hornung Award Watch List
- Big 12 Offensive Player of the Week vs. Tulsa
- Big 12 Offensive Player of the Week vs. Kansas State
- OSU Offensive MVP vs. Oregon State
- OSU Offensive MVP vs. Tulsa
- OSU Offensive MVP vs. Kansas State
- PFF Eckrich National Team of the Week vs. Oregon State
- PFF Eckrich National Team of the Week vs. Tulsa
- PFF Eckrich National Team of the Week vs. Kansas State

3 Spencer Sanders - QB

- FWAA Preseason Freshman All-America Team
- PFF Eckrich National Team of the Week vs. Oregon State
- Manning Award "Star of the Week" vs. Oregon State
- Earl Campbell Tyler Rose Hon. Mention POTW vs. Oregon State
- Big 12 Newcomer of the Week vs. McNeese

4 A.J. Green - CB

- Preseason All-Big 12 Team
- Nagurski Trophy Watch List
- Jim Thorpe Award Watch List
- PFF Eckrich National Team of the Week vs. McNeese

49 Matt Ammendola - K

- Lou Groza Award Star of the Week vs. Kansas State

31 Kolby Harvell-Peel - S

- Big 12 Defensive Player of the Week vs. Texas

3 Tre Sterling - S

- OSU Defensive MVP vs. Kansas State

20 Malcolm Rodriguez - LB

- OSU Defensive MVP vs. Oregon State

11 Amen Ogbongbemiga - LB

- OSU Defensive MVP vs. McNeese

14 Bryce Balous - CB

- OSU Special Teams MVP vs. McNeese

2 Tanner McCalister - S

- OSU Special Teams MVP vs. Oregon State

72 Johnny Wilson - C

- Rimington Trophy Watch List

49 Matt Ammendola - K

- 2019 William V. Campbell Trophy semifinalist

17 Dillon Stoner - WR

- OSU Special Teams MVP vs. Tulsa

89 Tyler Lacy - DE

- OSU Defensive MVP vs. Tulsa

1 Calvin Bundage - LB

- Butkus Award Watch List

The Basics

The Oklahoma State football team (4-1 overall; 1-1 Big 12) travels to Lubbock, Texas, Saturday to face Texas Tech (2-2 overall; 0-1 Big 12) at 11 a.m. at Jones AT&T Stadium. Saturday marks the Cowboys' fourth road contest in its first six games of the year. Only Houston has played more road games than Oklahoma State at this point of the season.

On the Air

The game will be televised by FS1 with Brian Custer and Robert Smith on the call. The contest will also be carried live on the Cowboy Radio Network, with Dave Hunziker handling play-by-play, John Holcomb providing analysis and Robert Allen reporting from the sideline. Fans outside of the Cowboy Radio Network can listen to the OSU broadcast for free through TuneIn Radio or the TuneIn Radio app.

In the Rankings

Oklahoma State is ranked in both the Associated Press Poll and the Amway USA Today Coaches Poll for the first time this season. The Cowboys sit at No. 21 in the AP poll and were voted No. 25 by the coaches. Entering 2019, OSU had reached the top 15 of the AP poll at some point in 10 of the past 11 seasons. OSU had also seen a top 10 ranking in the AP poll at some point in eight of the past 11 seasons. Texas Tech is not ranked in either poll.

The Series

Saturday's game marks the 47th meeting between Oklahoma State and Texas Tech, with the series dating back to 1935. The 2019 season also marks the 24th consecutive year the teams have met. TTU owns a 22-21-3 edge in the all-time series, but Oklahoma State has won nine of the past 10 games, as well as each of the past five matchups in Lubbock. The Red Raiders have a 12-7-2 series edge in Lubbock, but have not won at home in the series since 2008. The last meeting at Jones AT&T Stadium saw OSU come away with a 41-34 victory.

Coach Mike Gundy is 11-3 in his career against Texas Tech, while TTU coach Matt Wells is facing the Cowboys for the first time in his career.

Oklahoma State From a Distance

Oklahoma State is 4-1 overall and 1-1 in Big 12 play after an impressive team performance to hand No. 24 Kansas State its first loss in Stillwater last week, 26-13. The Cowboys rank No. 10 nationally in total offense and No. 2 nationally with 1,455 rushing yards this season.

The story of the season so far has been the emergence of Heisman Trophy candidate Chuba Hubbard, who leads the nation in nearly every statistical rushing category, including rushing yards, rushing yards per game, rushing touchdowns, all-purpose yards, yards after contact (via *Pro Football Focus*), yards per carry (min. 70) and rushing plays of at least 10, 20, 30, 40, 50, 60, 70 and 80 yards. Hubbard's rushing total of 938 yards is 284 more than No. 2 in FBS - equal to the difference between No. 2 and No. 43 in FBS. Hubbard's rushing yards through five games are better than three of the past four running backs to win the Heisman, and his yards per carry total is better than all four.

OSU is far from one-dimensional, as wide receiver Tylan Wallace is also making a case to repeat as a first team All-American and Biletnikoff Award finalist, if not more. Wallace is third nationally with 618 receiving yards this season and No. 6 with six receiving touchdowns. He leads the Big 12 in both categories.

Freshman quarterback Spencer Sanders has also impressed, ranking No. 3 among FBS quarterbacks with 380 rushing yards this season.

Defensively, the Cowboys held Kansas State without a first down for more than 21 minutes and to 1-for-13 on third downs in last week's game. The Wildcats' 13 points were a season low and OSU also held K-State to season lows in total yards, passing yards and rushing yards.

On the season, linebackers Amen Ogbongbemiga and Malcolm Rodriguez have tied for the team lead with 42 tackles each, while Ogbongbemiga has also led the way with 6.5 tackles for loss and 3.5 sacks this season. Safeties Kolby Harvell-Peel and Tre Sterling have made their share of plays as well.

Weekly Media Calendar

30

Monday

10:20 a.m.
Mike Gundy on Big 12 Teleconference

12 p.m.
Mike Gundy Media Luncheon

1

Tuesday

5:30 p.m.
Selected players available after practice

2

Wednesday

No availability except for network TV

3

Thursday

No availability

4

Friday

No availability

5

Saturday

11 a.m.
Oklahoma State vs. Texas Tech

6

Sunday

6 p.m.
Mike Gundy Radio Show - Cowboy Radio Network



Game Notes

Oklahoma State Leaders

Rushing	Att	Net	TD
Chuba Hubbard	128	938	10
Spencer Sanders	66	380	2
LD Brown	21	61	1

Passing	C-A-I	Yds	TD
Spencer Sanders	78-121-5	1,043	8
Dru Brown	7-10-0	142	2

Receiving	Rec	Yds	TD
Tylan Wallace	28	618	6
Dillon Stoner	19	148	0
Landon Wolf	12	81	0

Tackles	Solo	Asst.	Total
Malcolm Rodriguez	22	20	42
Amen Ogbongbemiga	26	16	42
Kolby Harvell-Peel	22	10	32

Tackles for Loss	No.	Yds
Amen Ogbongbemiga	6.5	33
Tre Sterling	4.0	13

Interceptions	No.	Yds
A.J. Green	1	27
Kolby Harvell-Peel	1	22

Texas Tech Leaders

Rushing	Att	Net	TD
Armand Shyne	37	256	3
SaRoderrick Thompson	36	190	3
Ta'Zhawn Henry	31	135	1

Passing	C-A-I	Yds	TD
Alan Bowman	101-154-3	1,020	6
Jett Duffy	12-21-0	124	0

Receiving	Rec	Yds	TD
T.J. Vasher	19	248	2
Dalton Rigdon	16	201	1
Xavier White	10	159	1

Tackles	Solo	Asst.	Total
Jordyn Brooks	24	17	41
Douglas Coleman	19	4	23
Riko Jeffers	16	7	23

Tackles for Loss	No.	Yds
Jordyn Brooks	6.5	9
Evan Rambo	3.5	6

Interceptions	No.	Yds
Douglas Coleman	3	40

Scoring Machine

The highest-scoring games of the Mike Gundy era:

60 or more points in a game

Date	Opponent	Result	Score
9/1/2012	Savannah State	W	84-0
10/8/2011	Kansas	W	70-28
10/31/2015	at Texas Tech	W	70-53
9/19/2015	UTSA	W	69-14
11/12/2011	at Texas Tech	W	66-6
11/11/2006	Baylor	W	66-24
9/4/2010	Washington State	W	65-17
9/15/2012	Louisiana	W	65-24
9/18/2010	Tulsa	W	65-28
9/3/2016	Southeastern Louisiana	W	61-7
9/3/2011	Louisiana	W	61-34

50-59 points in a game

Date	Opponent	Result	Score
9/14/2013	Lamar	W	59-3
10/14/2017	Baylor	W	59-16
11/1/2008	Iowa State	W	59-17
9/16/2017	at Pittsburgh	W	59-21
11/17/2012	No. 23 Texas Tech	W	59-21
8/31/2017	Tulsa	W	59-24
10/29/2011	Baylor	W	59-24
9/17/2011	at Tulsa	W	59-33
10/24/2015	Kansas	W	58-10
8/30/2018	Missouri State	W	58-17
11/25/2017	Kansas	W	58-17
1/1/2013	vs. Purdue+	W	58-21
10/26/13	at Iowa State	W	58-27
9/13/2008	Missouri State	W	57-13
9/26/2009	Grambling State	W	56-6
9/7/2019	McNeese	W	56-14
10/4/2008	Texas A&M	W	56-28
9/7/2013	at UTSA	W	56-35
9/6/2008	Houston	W	56-37
9/8/2018	South Alabama	W	55-13
9/27/2008	Troy	W	55-24
11/6/2010	No. 22 Baylor	W	55-28
11/10/2012	West Virginia	W	55-34
10/8/2010	at Louisiana	W	54-28
9/2/2006	Missouri State	W	52-10
11/2/2013	at No. 15 Texas Tech	W	52-34
8/30/2019	at Oregon State	W	52-36
11/5/2011	No. 17 Kansas State	W	52-45
11/4/2017	No. 11 Oklahoma	L	52-62
10/28/2017	at No. 22 West Virginia	W	50-39

40-49 points in a game

Date	Opponent	Result	Score
11/23/2013	No. 3 Baylor	W	49-17
11/7/2015	No. 5 TCU	W	49-29
10/1/2016	No. 22 Texas	W	49-31
12/31/2007	vs. Indiana#	W	49-33
11/11/2017	at No. 24 Iowa State	W	49-42
9/22/2007	Texas Tech	W	49-45
9/16/2006	Florida Atlantic	W	48-8
11/20/2010	at Kansas	W	48-14
9/29/2018	at Kansas	W	48-28
11/24/2012	at No. 14 Oklahoma	L-ot	48-51
11/10/2018	at No. 6 Oklahoma	L	47-48
11/17/2007	at Baylor	W	45-14
10/13/2007	at Nebraska	W	45-14
10/22/2011	at Missouri	W	45-24
9/25/2014	Texas Tech	W	45-35
9/17/2016	Pitt	W	45-38
11/17/2018	No. 7 West Virginia	W	45-41
11/12/2016	Texas Tech	W	45-44
9/8/2017	at South Alabama	W	44-7
12/3/2011	No. 13 Oklahoma	W	44-10
10/22/2016	at Kansas	W	44-20
9/15/2018	No. 17 Boise State	W	44-21
9/13/2014	UTSA	W	43-13
11/5/2016	at Kansas State	W	43-37
11/9/2013	Kansas	W	42-6
9/8/2007	Florida Atlantic	W	42-6
10/14/2006	at Kansas	W	42-32
10/6/2018	Iowa State	L	42-48
9/19/2009	Rice	W	41-24
10/28/2006	No. 20 Nebraska	W	41-29
9/30/2017	at Texas Tech	W	41-34
1/2/2012	No. 4 Stanford \$	W-ot	41-38
9/1/2010	Troy	W	41-38
10/20/2007	No. 25 Kansas State	W	41-39
11/27/2010	No. 14 Oklahoma	L	41-47
10/23/2010	No. 14 Nebraska	L	41-51
11/29/2008	No. 3 Oklahoma	L	41-61
9/14/2019	at Tulsa	W	40-21
9/6/2014	Missouri State	W	40-23
11/18/2017	Kansas State	L	40-45

Insight Bowl, \$ Fiesta Bowl, + Heart of Dallas Bowl

An Oklahoma State Win Would...

- Mark its 10th win in its past 11 meetings with Texas Tech.
- Mark its sixth consecutive win over Texas Tech in Lubbock.
- Make it 22-22-3 all-time vs. Texas Tech and 8-12-2 vs. Texas Tech in Lubbock.
- Improve Mike Gundy's career record vs. Texas Tech to 12-3.
- Improve it to 30-11 in its past 41 games overall and 44-16 in its past 60 games overall.
- Make it 5-1 or better through six games for the ninth time in the Mike Gundy era.
- Improve Mike Gundy's record in Big 12 games to 74-49.
- Improve it to 55-28 in Big 12 Conference games since 2010.
- Make it 66-12 in its past 78 games vs. unranked opponents, dating back to 2010.
- Give it wins in 26 of its past 30 games when playing as an AP ranked team vs. an unranked opponent.

Notable Streaks and Trends Entering the Game

- Oklahoma State has won 29 of its past 40 games overall.
- OSU is 18-7 in its past 25 games decided by fewer than 10 points.
- OSU has scored on its opening drive in 10 of its past 14 games.
- OSU has won 23 of its past 24 games when leading at halftime, dating back to Sept. 17, 2016.
- Matt Ammendola has made 37 of his past 43 field goal attempts, and 39 of his past 46 tries.
- OSU has had at least one 100-yard receiver in 17 of its past 23 games.
- OSU has had a 100-yard rusher in 21 of its past 32 games.
- OSU has outrushed its opponent in 22 of its past 32 games and in 24 of its past 35 games.
- Oklahoma State has won 43 of its past 59 games overall, dating back to the end of the 2014 season.
- OSU has forced at least one turnover in 40 of its past 45 games and in 49 of the past 55 games, dating to 2015.
- Dating back to 2005, OSU is 36-2 when not committing a turnover.
- Dating back to 2008, OSU is 58-6 when winning the turnover battle.
- OSU has won three straight overtime games.
- Dillon Stoner has at least one catch in each of his past 30 games.
- Tylan Wallace has at least one receiving touchdown in eight of his past 11 games, and multiple receiving touchdowns in four of his past nine games.
- Chuba Hubbard has rushed for at least 100 yards in seven of his past nine games. He has rushed for at least 200 in three of five games this season.
- Jordan McCray has at least one catch in 22 of his past 24 games.
- OSU has won 66 consecutive games when holding its opponent to fewer than 20 points, dating back to Sept. 13, 2003 - the longest active streak in the nation.



Game Notes

Cowboys in Close Games

Success in close games has been part of Mike Gundy's career success. A look at how the Cowboys have fared in close games (fewer than 10 points separating the final score) since 2009:

2009

at Texas A&M	W	36-31
Texas Tech	W	24-17
Colorado	W	31-28

2010

Troy	W	41-38
Texas A&M	W	38-35
No. 14 Oklahoma	L	41-47

2011

at No. 8 Texas A&M	W	30-29
No. 17 Kansas State	W	52-45
at Iowa State	L	31-37 (OT)
No. 4 Stanford (Fiesta Bowl)	W	41-38 (OT)

2012

No. 12 Texas	L	36-41
at Kansas	W	20-14
at No. 14 Oklahoma	L	48-51 (OT)
at Baylor	L	34-41

2013

at West Virginia	L	21-30
Kansas State	W	33-29
No. 18 Oklahoma	L	24-33

2014

vs. No. 1 Florida State	L	31-37
at Kansas	W	27-20
at No. 18 Oklahoma (OT)	W	38-35
Washington (Cactus Bowl)	W	30-22

2015

at Texas	W	30-27
Kansas State	W	36-34
at West Virginia (OT)	W	33-26
at Iowa State	W	35-31

2016

Central Michigan	L	27-30
Pittsburgh	W	45-38
Iowa State	W	38-31
at Kansas State	W	43-37
Texas Tech	W	45-44

2017

Texas Tech	W	41-34
at Texas	W	13-10 (OT)
at No. 24 Iowa State	W	49-42
Kansas State	L	40-45
vs. No. 22 Virginia Tech (CW Bowl)	W	30-21

2018

Iowa State	L	42-48
No. 6 Texas	W	38-35
at Baylor	L	31-35
at No. 6 Oklahoma	L	47-48
No. 7 West Virginia	W	45-41
at TCU	L	24-31
vs. No. 23 Missouri	W	38-33

2019

at No. 12 Texas	L	30-36
-----------------	---	-------

Team and Player Notes

Win Indicators

There are many things that factor into whether a team wins a game, but a long-term look at the trends during Mike Gundy's tenure at Oklahoma State shows that winning the turnover battle and winning the run game are two of the easiest ways to predict an OSU victory.

Since 2005, when the Cowboys win the turnover battle, they are 67-9 (88.2 pct.). They are 35-2 (94.6 pct.) in games when they commit zero turnovers. OSU is 95-22 under Gundy when outrushing the opponent (81.2 pct.) and is 39-5 when holding the opponent under 100 yards on the ground (88.6 pct.).

History also shows that OSU is tough to beat when it takes a lead into halftime, as the Cowboys are 97-8 when leading at intermission under Gundy (92.4 pct.).

Gundy-coached teams are undefeated when holding opponents to fewer than 20 points, holding a perfect 58-0 record. OSU has won 66 consecutive games when holding its opponent to fewer than 20 points, dating to Sept. 13, 2003 – the longest active streak in the nation.

Cowboys in Close Games

One of the best marks of a great program is finding a way to win when the game is close at the end. Under Mike Gundy, the Cowboys have excelled in that area.

Dating back to the 2014 season, OSU is 18-7 in its past 25 games decided by fewer than 10 points, including a streak of three straight overtime wins. That kind of consistency in pressure situations plays a large part in OSU's success. Going back to the beginning of the Gundy era, OSU is 34-24 in games decided by fewer than 10 points.

Game 6 Talking Points - Offense

- Chuba Hubbard's performance this season has put him in the Heisman Trophy conversation. He leads the nation in nearly every statistical rushing category, including rushing yards, rushing yards per game, rushing touchdowns, all-purpose yards, yards after contact (via *Pro Football Focus*), yards per carry (min. 70) and rushing plays of at least 10, 20, 30, 40, 50, 60, 70 and 80 yards. Hubbard's rushing total of 938 yards is 284 more than No. 2 in FBS – equal to the difference between No. 2 and No. 43 in FBS. Hubbard's rushing yards through five games are better than three of the past four running backs to win the Heisman, and his yards per carry total is better than all four.
- Tylan Wallace is making another run at the Biletnikoff Award and All-America status. Wallace leads all Power Five players with 618 receiving yards this season and is No. 6 in the FBS with six receiving touchdowns. He is the only player in the FBS with more than 2,000 total receiving yards since the beginning of last season.
- Freshman quarterback Spencer Sanders has been impressive in his first year of college football. He ranks No. 3 in rushing yards among FBS quarterbacks and is No. 1 among Power Five freshmen with 284.6 yards of total offense per game. He and Oklahoma's Jalen Hurts are the only two players in college football to rank among the top 50 players in both rushing and passing yards.
- The offensive line is anchored by a combined 69 career starts from Johnny Wilson and Marcus Keyes. Last week against K-State, injuries forced offensive line coach Charlie Dickey to shuffle the group considerably, as four of the five offensive line positions were manned by a different player than in the previous four games.
- Oklahoma State offensive coordinator Sean Gleeson is in his debut season on the FBS level after spending the previous two seasons as a successful offensive coordinator at Princeton. Dickey, a 32-year coaching veteran who previously served as the offensive line coach under Bill Snyder at Kansas State from 2009-18, is also in his debut season with OSU.

Home Run Hitters

No team in America has ripped off more offensive gains of 50 yards or longer than Oklahoma State. The Cowboys have 10 such plays. A closer look:

FBS Leaders, Plays That Gained 50-plus Yards From Scrimmage

1. Oklahoma State	10
2. Liberty	9
3. Memphis	8
UCF	8
5. Penn State	7
Southern Mississippi	7



Game Notes

Ground Shipment

Through five games, Oklahoma State ranks second in the FBS with 1,455 rushing yards. A look at the nation's top rushing teams, sorted by rushing yards:

Rk	Team	G	Rush	Yds
1.	Louisiana	5	214	1,570
2.	Oklahoma State	5	242	1,455
3.	Ohio State	5	231	1,408
4.	Air Force	4	237	1,331
5.	Boston College	5	250	1,260

This is the second-highest five-game team rushing output for Oklahoma State since 2000. A look:

Rk	Rushing Yards	Year	Att.	Avg.	TD
1.	1,576	2008	257	6.1	20
2.	1,455	2019	242	6.0	14
3.	1,426	2004	279	5.1	17
4.	1,316	2012	217	6.1	17
5.	1,207	2007	220	5.5	11

An Offense that Does Both

Oklahoma State has excelled on the ground this year, but the problem that opposing defenses face is that the Cowboys are also dangerous in the passing game. OSU joins Ohio State as the only two teams in the nation to have rushed for at least 1,200 yards and passed for at least 1,200 yards this season.

Dynamic Duo: You Can't Do Any Better Than First Place

Wide Receiver Tylan Wallace and running back Chuba Hubbard are two of the most explosive players in college football, with each leading the nation in several statistical categories. Here's a breakdown of the numbers:

Tylan Wallace

Rk	Category	Value
T1.	20+ Yard Catches	13
T1.	20+ Yard Plays	13
T1.	60+ Yard Catches	3
T1.	60+ Yard Plays	3
T1.	90+ Yard Catches	1
T1.	90+ Yard Plays	1

Chuba Hubbard

Rk	Category	Value
1.	All Purpose Yards	200.2
T1.	Rushing TDs	10
1.	Rushing Yards	938
1.	Rushing Yards Per Game	187.6
1.	Yards Per Carry (min. 70)	7.33
1.	Yards After Contact (PFF)	480
1.	10+ Yard Rushing Plays	22
1.	20+ Yard Rushing Plays	11
1.	30+ Yard Rushing Plays	8
1.	40+ Yard Rushing Plays	5
1.	50+ Yard Rushing Plays	4
T1.	60+ Yard Rushing Plays	2
T1.	70+ Yard Rushing Plays	2
T1.	80+ Yard Rushing Plays	1

Elite Production From Hubbard

Running back Chuba Hubbard leads the nation with 938 rushing yards through five games. There is a 284-yard spread between Hubbard and the nation's second-leading rusher, J.K. Dobbins of Ohio State, who has 654 rushing yards. For perspective on that, Hubbard's lead on second-place Dobbins is the same margin as the spread between Dobbins and the nation's No. 43 rusher, Rico Dowdle of South Carolina, who has 370 rushing yards. A look at the FBS rushing leaders:

Rk	Player	Cl	G	Rush	Rush TD	Rush Yds
1.	Chuba Hubbard, Oklahoma State	So.	5	128	10	938
2.	J.K. Dobbins, Ohio State	Jr.	5	92	5	654
3.	AJ Dillon, Boston College	Jr.	5	122	6	627
4.	Marvin Kinsey, Jr., Colorado State	Sr.	5	90	4	626
5.	Kylin Hill, Mississippi State	Jr.	5	108	5	596

Situational Records

	2019	Gundy Era
Home	2-0	70-24
Away	2-1	44-31
Neutral	0-0	12-5
Natural Grass	0-0	15-18
Artificial Turf	4-1	110-42
Day Games	1-0	70-31
Night Games	3-1	54-28
vs. Ranked Opponents	1-1	28-33
August	1-0	5-1
September	3-1	45-12
October	0-0	37-15
November	0-0	28-25
December	0-0	7-4
January	0-0	3-3
Leading at Halftime	3-0	97-8
Trailing at Halftime	1-1	23-48
Tied at Halftime	0-0	5-4
Scoring First	3-1	86-29
Opponent Scoring First	1-0	39-31
Score < 20 Points	0-0	2-15
Score 20+ Points	4-1	121-45
Score 30+ Points	3-1	110-25
Score 40+ Points	3-0	73-8
Opponent Scores < 20 Points	2-0	58-0
Opponent Scores 20+ Points	2-1	66-59
Opponent Scores 30+ Points	1-1	33-52
Opponent Scores 40+ Points	0-0	6-32
Gain <20 First Downs	0-0	18-26
Gain 20+ First Downs	4-1	106-34
Opponent Gains < 20 First Downs	2-0	60-13
Opponent Gains 20+ First Downs	2-1	65-47
More Rushing Yards Than Opponent	4-1	95-22
Fewer Rushing Yards Than Opponent	0-0	30-38
Rush For < 100 Yards	0-0	12-13
Rush For 100+ Yards	4-1	113-47
Opponent Rushes For < 100 Yards	0-0	39-5
Opponent Rushes For 100+ Yards	4-1	86-55
More Passing Yards Than Opponent	2-0	84-23
Fewer Passing Yards Than Opponent	2-1	41-37
Pass For < 200 Yards	2-0	21-21
Pass For 200+ Yards	2-1	104-39
Opponent Passes For < 200 Yards	2-0	45-12
Opponent Passes For 200+ Yards	2-1	80-48
Pass For < 300 Yards	3-1	59-38
Pass For 300+ Yards	1-0	63-21
Opponent Passes For < 300 Yards	4-1	96-31
Opponent Passes For 300+ Yards	0-0	28-28
More Total Yards Than Opponent	4-0	100-14
Fewer Total Yards Than Opponent	0-1	25-45
Gain < 300 Total Yards	0-0	3-12
Gain 300+ Total Yards	4-1	122-48
Opponent Gains < 300 Total Yards	1-0	30-1
Opponent Gains 300+ Total Yards	3-1	95-59
Commit No Turnovers	1-0	35-2
Win Turnover Battle	0-1	66-10
Equal Turnovers As Opponent	2-0	34-15
Lose Turnover Battle	2-0	23-36
Commit < 6 Penalties	1-0	54-31
Commit 6+ Penalties	3-1	71-29
3rd Down % < 25	0-0	6-18
3rd Down % 25-49	2-1	62-30
3rd Down % 50+	2-0	57-12
Opponent 3rd Down % < 25	1-0	30-3
Opponent 3rd Down % 25-49	2-0	77-35
Opponent 3rd Down % 50+	1-1	18-22
Trail Time of Possession	2-1	71-47
Lead Time of Possession	2-0	54-13



Game Notes

Associated Press Poll, Week 5

RK	TEAM	RECORD	PTS
1.	Alabama (29)	5-0	1478
2.	Clemson (18)	5-0	1426
3.	Georgia (4)	4-0	1375
4.	Ohio State (7)	5-0	1324
5.	LSU	4-0	1322
6.	Oklahoma	4-0	1264
7.	Auburn	5-0	1186
8.	Wisconsin	4-0	1046
9.	Notre Dame	3-1	996
10.	Florida	5-0	986
11.	Texas	3-1	919
12.	Penn State	4-0	878
13.	Oregon	3-1	817
14.	Iowa	4-0	731
15.	Washington	4-1	603
16.	Boise State	4-0	559
17.	Utah	4-1	534
18.	UCF	4-1	352
19.	Michigan	3-1	350
20.	Arizona State	4-1	249
21.	Oklahoma State	4-1	215
22.	Wake Forest	5-0	190
23.	Virginia	4-1	186
24.	SMU	5-0	151
25.	Texas A&M	3-2	147

Others receiving votes: Michigan State 147, California 141, Memphis 71, Appalachian State 50, Army 44, Missouri 26, Baylor 19, Colorado 19, Minnesota 15, USC 7, Tulane 1, Kansas State 1

Amway Coaches Poll, Week 5

RK	TEAM	RECORD	PTS
1.	Alabama (29)	5-0	1562
2.	Clemson (30)	5-0	1526
3.	Georgia (1)	4-0	1446
4.	Oklahoma	4-0	1373
5.	Ohio State (4)	4-0	1362
6.	LSU	4-0	1349
7.	Auburn	5-0	1198
8.	Florida	5-0	1100
9.	Wisconsin	4-0	1097
10.	Notre Dame	3-1	987
11.	Penn State	4-0	978
12.	Texas	3-1	912
13.	Oregon	3-1	813
14.	Iowa	4-0	790
15.	Boise State	4-0	621
16.	Washington	4-1	608
17.	Utah	4-1	532
18.	Michigan	3-1	417
19.	UCF	4-1	308
20.	Wake Forest	5-0	279
21.	Texas A&M	3-2	251
22.	Virginia	4-1	201
23.	Memphis	4-0	167
24.	Michigan State	4-1	167
25.	Oklahoma State	4-1	158

Others Receiving Votes: California 125, SMU 118, Arizona State 96, Army 47, Minnesota 34, Baylor 34, Appalachian State 28, Colorado 18, Duke 17, Tulane 16, Utah State 15, Kansas State 13, Hawai'i 10, USC 9, TCU 6, Mississippi State 3, Air Force 3, Washington State 3, Wyoming 2

Hubbard for Heisman

Hubbard's production has put him in the Heisman Trophy conversation. A look at how his numbers through five games stack up against the five-game totals of the last four running backs to win the Heisman Trophy:

The Past Four Heisman-Winning Running Backs Compared to Chuba Hubbard Through Five Games

Player	Year	Rush	Yds	Avg.	TD	YPG
Ricky Williams, Texas	1998	157	1088	6.9	20	217.6
Chuba Hubbard, Oklahoma State	2019	128	938	7.3	10	187.6
Ron Dayne, Wisconsin	1999	133	773	5.8	10	154.6
Derrick Henry, Alabama	2015	93	570	6.1	9	114
Mark Ingram, Alabama	2009	83	487	5.9	6	97.4

Through Five Games: Hubbard vs. Cowboy Greats

Oklahoma State has a rich tradition of All-America running backs, headlined by Hall-of-Famers Barry Sanders and Thurman Thomas. However, it should also be noted that Cowboys Ernest Anderson (1982) and Gerald Hudson (1990) both led the nation in rushing and Terry Miller was the runner-up for the Heisman Trophy in 1977. A look at how Hubbard stacks up against the first-team All-America running backs of Oklahoma State's past through five games:

OSU First Team All-America Running Backs Compared to Chuba Hubbard Through Five Games

Player	Year	Rush	Yds	Avg.	TD	YPG
Ernest Anderson^	1982	154	1042	6.8	4	208.4
Barry Sanders^	1988	130	1002	7.7	17	200.4
Chuba Hubbard	2019	128	938	7.3	10	187.6
Terry Miller	1977	129	776	6.0	7	155.2
Thurman Thomas	1985	140	713	5.1	7	142.6
Kendall Hunter	2008	101	708	7.0	8	141.6
Kendall Hunter	2010	110	700	6.4	9	140.0
Thurman Thomas	1987	119	697	5.9	7	139.4
Gerald Hudson^	1990	132	657	5.0	2	131.4
Terry Miller	1976	93	475	5.1	3	95.0

^ Led the nation in rushing that year.

Hubbard Has Power and Speed

A significant amount of Hubbard's yardage has come after contact this season. In fact, according to *Pro Football Focus*, Hubbard leads the FBS with 480 yards after contact. A look at the FBS leaders, according to *PPF*:

FBS Yards After Contact Leaders (stats from Pro Football Focus)

Rk	Player	Yards After Contact
1.	Chuba Hubbard, Oklahoma State	480
2.	Cam Akers, Florida State	466
3.	Jaret Patterson, Buffalo	415
4.	LeVante Bellamy, Western Michigan	395
5.	AJ Dillon, Boston College	394
6.	Trey Ragas, Louisiana	387
7.	Marvin Kinsey Jr., Colorado State	379
8.	J.K. Dobbins, Ohio State	372
9.	Tre Siggers, North Texas	356
10.	Darius Anderson, TCU	348

Wallace Tops The Charts

Tylan Wallace leads all Power Five conference players with 618 receiving yards through five games this season. The leaders:

Rk	Player	Cl	G	Rec	Rec Yds	Rec TD
1.	Tylan Wallace, Oklahoma State	Jr.	5	28	618	6
2.	Darrell Stewart, Michigan State	Sr.	5	35	556	3
3.	Devonta Smith, Alabama	Jr.	5	31	537	8
4.	Sage Surratt, Wake Forest	So.	5	34	515	6
5.	Isaiah Hodgins, Oregon State	Jr.	4	33	509	6



Game Notes

Most Productive Receiver in the FBS

Since the beginning of the 2018 season, Tylan Wallace is the most productive receiver in the FBS. His 2,109 receiving yards since the beginning of last season leads the nation. A look at the top five:

Rk	Player	G	Rec	Yds	Avg	TD
1.	Tylan Wallace, Oklahoma State	18	114	2,109	18.5	18
2.	Jerry Jeudy, Alabama	20	106	1,803	17.0	20
3.	Antonio Gandy-Golden, Liberty	16	101	1,725	17.1	15
4.	Rondale Moore, Purdue	17	143	1,645	11.5	14
5.	James Proche, SMU	17	127	1,575	12.4	17

Wallace for Biletnikoff

In 2018, Tylan Wallace was a first-team All-American and one of three national finalists for the Biletnikoff Award presented to the nation's top receiver. He is producing at a Biletnikoff-worthy level again this year. A look at how his numbers stack up against the last four winners of the Biletnikoff Award through five games:

The Past Four Biletnikoff-Winning Wide Receivers Compared to Tylan Wallace Through Five Games

Player	Year	Rec.	Yds.	Avg.	TD	YPG
Corey Coleman, Baylor	2015	31	678	21.9	13	135.6
James Washington, Oklahoma State	2017	28	647	23.1	5	129.4
Tylan Wallace, Oklahoma State	2019	28	618	22.1	6	123.6
Dede Westbrook, Oklahoma	2016	34	544	16.0	5	108.8
Jerry Jeudy, Alabama	2018	19	423	22.3	6	84.6

Through Five Games: Wallace vs. Cowboy Greats

With three Biletnikoff Award winners, five Biletnikoff Award finalists and eight first-team All-Americans, Oklahoma State has a tradition of excellence at wide receiver. A look at where Tylan Wallace's 2019 stacks up against first-team All-America seasons at OSU through five games:

OSU First Team All-America Wide Receivers Compared to Tylan Wallace Through Five Games

Player	Year	Rec.	Yds.	Avg.	TD	YPG
Justin Blackmon^	2010	47	748	15.9	11	149.6
Dez Bryant	2008	33	668	20.2	12	133.6
James Washington^	2017	28	647	23.1	5	129.4
Tylan Wallace	2019	28	618	22.1	6	123.6
Rashaun Woods	2002	38	599	15.8	4	119.8
Hart Lee Dykes	1988	27	547	20.3	3	109.4
Tylan Wallace	2018	30	546	18.2	3	109.2
Rashaun Woods	2003	32	539	16.8	9	107.8
Justin Blackmon^	2011	42	471	11.2	6	94.2

^ Won the Biletnikoff Award that year.

Wallace Among This Year's Best

Despite facing exaggerated coverages and a load of defensive pass interference penalties that have helped his team, but hurt his individual numbers, receiver Tylan Wallace remains among the most sensational playmakers in all of college football. He leads the Big 12 and ranks in the top six nationally in receiving yards, receiving touchdowns and yards per reception. A closer look at the leaders in receiving yards this season:

FBS Leaders, Receiving Yards

Rk	Player	Cl	G	Rec.	Yards
1.	Omar Bayless, Arkansas State	SR	5	36	689
2.	Antonio Gandy-Golden, Liberty	SR	5	30	688
3.	Tylan Wallace, Oklahoma State	JR	5	28	618
4.	Darrell Stewart Jr., Michigan State	SR	5	35	556
5.	DeVonta Smith, Alabama	JR	5	31	537

State of the Program



The list of Cowboys on NFL rosters in 2019:

Player	Team	Position
Marcell Ateman	Oakland Raiders	WR
Dan Bailey	Minnesota Vikings	K
Jordan Brailford	Washington Redskins	DE
Chris Carson	Seattle Seahawks	RB
Tre Flowers	Seattle Seahawks	CB
Justice Hill	Baltimore Ravens	RB
Blake Jarwin	Dallas Cowboys	TE
Tyron Johnson	Buffalo Bills	WR
Chris Lacy	Detroit Lions	WR
Brad Lundblade	Carolina Panthers	OL
Emmanuel Ogbah	Kansas City Chiefs	DE
Russell Okung	Los Angeles Chargers	OL
Kevin Peterson	Arizona Cardinals	CB
Justin Phillips	Oakland Raiders	LB
Mason Rudolph	Pittsburgh Steelers	QB
Lane Taylor	Green Bay Packers	OL
Vincent Taylor	Buffalo Bills	DT
James Washington	Pittsburgh Steelers	WR

Since Mike Gundy took over as head coach in 2005, Oklahoma State has produced 27 NFL draft picks. The list:

OSU's Draft picks Under Mike Gundy

Year	Rd.	Pick	Player	Pos.	Team
2005	2	56	Darrent Williams	CB	Denver Broncos
2005	3	73	Vernand Morency	RB	Houston Texans
2005	7	249	Billy Bajema	TE	San Francisco 49ers
2006	6	199	Charlie Johnson	T	Indianapolis Colts
2007	4	132	Ryan McBean	DE	Pittsburgh Steelers
2007	6	209	Corey Hilliard	OT	New England Patriots
2009	1	20	Brandon Pettigrew	TE	Detroit Lions
2010	1	6	Russell Okung	OL	Seattle Seahawks
2010	1	24	Dez Bryant	WR	Dallas Cowboys
2010	5	137	Perrish Cox	DB	Denver Broncos
2010	7	250	Zac Robinson	QB	New England Patriots
2011	4	115	Kendall Hunter	RB	San Francisco 49ers
2012	1	5	Justin Blackmon	WR	Jacksonville Jaguars
2012	1	22	Brandon Weeden	QB	Cleveland Browns
2012	6	190	Markelle Martin	S	Tennessee Titans
2013	5	151	Joseph Randle	RB	Dallas Cowboys
2014	1	8	Justin Gilbert	CB	Cleveland Browns
2015	7	252	Josh Furman	DB	Denver Broncos
2016	2	32	Emmanuel Ogbah	DE	Cleveland Browns
2017	6	194	Vincent Taylor	DT	Miami Dolphins
2017	7	249	Chris Carson	RB	Seattle Seahawks
2018	2	60	James Washington	WR	Pittsburgh Steelers
2018	3	76	Mason Rudolph	QB	Pittsburgh Steelers
2018	5	146	Tre Flowers	S	Seattle Seahawks
2018	7	228	Marcell Ateman	WR	Oakland Raiders
2019	4	113	Justice Hill	RB	Baltimore Ravens
2019	7	253	Jordan Brailford	DE	Washington Redskins



Game Notes

Oklahoma State Cowboy Radio Network Affiliates

City	Station	Region
Ada	106.5 FM - KTLS	Central OK
Altus	1450 AM - KWHW	Southwest OK
Ardmore	107.1 FM - KYNZ	South Central OK
Anadarko	98.5 FM - KACO	Central OK
Bartlesville	1400 AM - KWON	Northeast OK
Broken Bow	106.1 FM - KKBI	Southeast OK
Cordell/Weatherford	99.3 FM - KLCI	Western OK
Enid	107.1 FM - KNID	North Central OK
	1390 AM - KCRC	
Frederick	1570 AM - KTAT	Southwest OK
Grove	99.3 FM - KGVE	Northeast OK
Guymon	1210 AM - KGYN	OK Panhandle
	106.3 AM - KGYN	
Hobart	1420 AM - KTJS	Southwest OK
Hugo	96.5 FM - KMMY	Southeast OK
	1350 AM - KTLQ	
Lawton	93.7 FM - KXCA	Southwest OK
McAlester	105.1 FM - KTMC	Southeast OK
Oklahoma City	96.1 FM - KXXY	Central OK
Oklahoma City	1340 AM - KEBC	Central OK
	1000 AM - KTOK	
Ponca City	104.7 FM - KQSN	North Central OK
Sallisaw	105.1 FM - KXXM	East Central OK
Shawnee	1450 AM - KGFF	Central OK
	100.9 FM - KGFF	
Stillwater	93.7 FM - KSPI	North Central OK
Stillwater	105.5 FM - KGFY	North Central OK
Tahlequah	102.1 FM - KEOK	Northeast OK
Tulsa	1170 AM - KFAQ	Northeast OK
Woodward	92.1 FM - KMZE	Northwest OK

Mike Gundy Radio Show

Mike Gundy's radio show airs live throughout most Cowboy Radio Network affiliates from 6-7 p.m. CT on the following dates:

Sunday, Sept. 1
 Sunday, Sept. 9
 Sunday, Sept. 15
 Sunday, Sept. 22
 Sunday, Sept. 29
 Sunday, Oct. 13
 Sunday, Oct. 20
 Sunday, Oct. 27
 Sunday, Nov. 10
 Sunday, Nov. 17
 Sunday, Nov. 24

Keep it 100

With only two seasons of college ball under his belt, Tylan Wallace is already climbing OSU's career list of 100-yard single game receiving performances:

Career 100-yard Receiving Games

1.	21	James Washington	2014-17
2.	20	Rashaun Woods	2000-03
3.	19	Justin Blackmon	2009-11
4.	18	Hart Lee Dykes	1985-88
5.	10	Tylan Wallace	2017-present
	10	Marcell Ateman	2013-17

Noting Spencer Sanders

Two of his teammates rank among the elite skill position players in the country, but freshman quarterback Spencer Sanders is establishing himself as a playmaker to be reckoned with, as well. Sanders ranks among the best FBS freshmen by averaging 284.6 yards of total offense per game. The leader board:

Player	Cl	Pos	G	Plays	YDS	YPG
1. Hank Bachmeier, Boise State	Fr.	QB	4	162	1,196	299.0
2. Spencer Sanders, Oklahoma State	Fr.	QB	5	187	1,423	284.6
3. Jayden Daniels, Arizona State	Fr.	QB	5	188	1,422	284.4
4. Justin Fields, Ohio State	Fr.	QB	5	162	1,314	262.8
5. Dillon Gabriel, UCF	Fr.	QB	5	135	1,313	262.6

Dual Threat

Sanders does damage with his ability to run and his ability to throw. He is one of only two players in the FBS to rank in the top 50 nationally in both rushing yards and passing yards:

Player	Year	Rushing Yards (FBS Rank)	Passing Yards (FBS Rank)
Jalen Hurts, Oklahoma	Sr.	443 (23rd)	1,295 (19th)
Spencer Sanders, Oklahoma State	Fr.	380 (40th)	1,043 (47th)

- Sanders ranks third among all FBS quarterbacks with 380 rushing yards. A closer look:

Player	Year	Pos.	Rushing Yards
1. Jalen Hurts, Oklahoma	Sr.	QB	443
2. Sean Chambers, Wyoming	Fr.	QB	381
3. Spencer Sanders, Oklahoma State	Fr.	QB	380
4. Adrian Martinez, Nebraska	So.	QB	315
5. Two Tied	-	QB	312

Game 6 Talking Points - Defense

- Oklahoma State's defense held Kansas State without a first down for more than 21 minutes and to 1-for-13 on third downs in last week's game. The Wildcats' 13 points were a season low and OSU also held K-State to season lows in total yards, passing yards and rushing yards.
- KSU's eight total first downs last week matched the fewest for an OSU opponent in the Mike Gundy era, as OSU also held Savannah State to eight in 2012. It was the fewest for an FBS opponent since the school record of four set against Baylor in 1999.
- On the season, linebackers Amen Ogbongbemiga and Malcolm Rodriguez tie for the team lead with 42 tackles each. Ogbongbemiga leads the way with 6.5 tackles for loss and 3.5 sacks.
- The OSU defense ranks among the top three in the Big 12 when it comes to turnovers gained and red zone defense.
- The OSU defense is made up mostly of first-year starters, as six Cowboys made their first career starts in the season opener. Additionally, six of OSU's starters are underclassmen. The last time OSU started six first-year starters was the season opener of the 2012 season.
- The OSU D-line is entirely first-year starters in Brock Martin, Brendon Evers, Cameron Murray and Tyler Lacy. Samuela Tuihalamaka and Israel Antwine have also been first time starters for OSU in 2019.
- Several freshmen contribute on the defensive line, including Lacy, Tuihalamaka, Trace Ford and Jayden Jernigan. OSU's freshmen D-linemen have accounted for 38 tackles, 3.5 tackles for loss, four pass break ups, a forced fumble and eight quarterback hurries.
- Defensive coordinator Jim Knowles is in his second season as the leader of the Cowboy defense.
- For the first time in the Mike Gundy era (since 2005), OSU features a pair of cornerbacks in their third year as starters. A.J. Green, a true senior, and Rodarius Williams, a redshirt junior, both came in the same recruiting class and have been everyday starters since the beginning of the 2017 season.



Game Notes

Block Party - National Leaders in Blocked kicks since 2013

Oklahoma State has earned a reputation for its ability to block kicks. Here are the national team leaders in blocked kicks since the beginning of the 2013 season:

1. Temple	26
2. Oklahoma State	25
3. BYU	24
4. USC	23
Air Force	22
Texas A&M	22

Turnover Tradition

OSU ranks among the national leaders in turnovers forced since 2010. A look at the elite performers:

1. Houston	259
2. Oregon	258
3. Louisiana Tech	244
4. Oklahoma State	243
5. Boise State	242
6. Washington	240

Non-Offensive TDs an OSU Staple

Non-offensive touchdowns have been a regular part of the Oklahoma State attack in recent years, as the Cowboys have been among the leaders in non-offensive scores since the start of the 2010 season. A closer look:

Non-Offensive Touchdowns, NCAA Leaders Since 2010

1. Alabama	53
2. Utah	49
3. Oregon	48
4. Houston	47
5. TCU	46
6. Oklahoma State	45
Florida	45
8. Ohio State	42
9. Kansas State	41
10. Arizona State	36

High-Scoring Kicker

Kicker Matt Ammendola kicked four field goals and made two PATs against Kansas State to increase his career scoring total to 305 points. His 54 points this season are more than any other kicker in FBS and he's one of just two FBS kickers who has made 10 field goals without a miss. A look at where he ranks among all active players in career scoring:

Rk	Player	CL	Pos	G	Pts*
1.	Rodrigo Blankenship , Georgia	Sr.	K	46	358
2.	Tucker McCann , Missouri	Sr.	K	41	315
3.	Matt Ammendola , Oklahoma State	Sr.	K	44	305
4.	Cooper Rothe , Wyoming	Sr.	K	44	301
5.	Walter Fletcher , Ball State	Sr.	RB	36	300

Ammendola OSU Career Records Watch

Field goals made

1.	69	Larry Roach (69-105)	1981-84
2.	68	Ben Grogan (68-91)	2013-16
3.	57	Dan Bailey (57-72)	2007-10
4.	56	Cary Blanchard (56-77)	1987-90
5.	54	Tim Sydnes (54-80)	1996-99
6.	50	Matt Ammendola (50-62)	2016-pres.
	50	Quinn Sharp (50-59)	2008-12

Field goal pct (min. 15 attempts)

1.	84.7	Quinn Sharp (50-59)	2008-12
2.	82.4	Luke Phillips (42-51)	2001-03
3.	80.6	Matt Ammendola (50-62)	2016-pres.
4.	80	Bruce Redden (12-15)	2005-06
5.	79.2	Dan Bailey (57-72)	2007-10



Last Meeting

Sept. 22, 2018 | Stillwater, Okla.
Attendance: 53,166 | TV: FS1

Texas Tech

41

Oklahoma State 15/15

17

Captains: Matt Ammendola, Justin Phillips, Justice Hill, Dillon Stoner

Score by Quarters	1	2	3	4	Score
Texas Tech	7	17	10	7	41
Oklahoma State	10	7	0	0	17

Scoring Summary

1st	07:35	OSU	King 23 yd pass from Cornelius (Ammendola kick)
			8-99 1:47, TTU 0 - OSU 7
	04:50	TTU	Vasher 12 yd pass from Bowman (Hatfield kick)
			8-75 2:45, TTU 7 - OSU 7
	02:00	OSU	Ammendola, Matt 39 yd field goal
			9-52 2:50, TTU 7 - OSU 10
2nd	14:56	TTU	Carter 2 yd pass from Bowman, Alan (Hatfield kick)
			6-75 2:04, TTU 14 - OSU 10
	10:40	OSU	Hill, Justice 13 yd run (Ammendola, Matt kick)
			5-53 0:47, TTU 14 - OSU 17
	07:15	TTU	Thompson, S. 1 yd run (Hatfield, C. kick)
			8-75 3:25, TTU 21 - OSU 17
	01:40	TTU	Hatfield, C. 31 yd field goal
			11-63 4:24, TTU 24 - OSU 17
3rd	08:57	TTU	Felton, Dem. 27 yd run (Hatfield, C. kick)
			7-62 1:54, TTU 31 - OSU 17
	01:25	TTU	Hatfield, C. 32 yd field goal
			7-27 3:26, TTU 34 - OSU 17
4th	04:29	TTU	Felton, Dem. 17 yd run (Hatfield, C. kick)
			10-72 6:01, TTU 41 - OSU 17

	TTU	OSU
FIRST DOWNS	35	18
RUSHES-YARDS (NET)	46-224	24-128
PASSING YDS (NET)	397	258
Passes Att-Comp-Int	46-35-2	38-18-1
TOTAL OFFENSE PLAYS-YARDS	92-621	62-386
Fumble Returns-Yards	0-0	0-0
Punt Returns-Yards	1-2	1-2
Kickoff Returns-Yards	0-0	2-28
Interception Returns-Yards	1-0	2-15
Punts (Number-Avg)	2-41.0	5-49.6
Fumbles-Lost	0-0	3-1
Penalties-Yards	3-20	8-73
Possession Time	41:17	18:43
Third-Down Conversions	9 of 14	3 of 13
Fourth-Down Conversions	0 of 0	0 of 1
Red-Zone Scores-Chances	6-8	2-3
Sacks By: Number-Yards	2-16	3-27

RUSHING: Texas Tech-Felton, Dem. 12-121; Thompson, S. 15-66; Henry, Ta'Zawn 11-65; Carter, KeSean 1-4; Wesley, Antoine 1-minus 2; TEAM 2-minus 4; Bowman, Alan 4-minus 26. Oklahoma State-Hill, Justice 12-111; Hubbard, Chuba 4-13; King, J.D. 3-8; Cornelius, Taylor 4-0; TEAM 1-minus 4.

PASSING: Texas Tech-Bowman, Alan 35-46-2-397. Oklahoma State-Cornelius, Taylor 18-38-1-258.

RECEIVING: Texas Tech-High, Ja'Deion 8-79; Wesley, Antoine 7-98; Austin, Zach 7-69; Vasher, T.J. 3-62; Collins, Seth 3-59; Carter, KeSean 3-15; Felton, Dem. 2-6; Henry, Ta'Zawn 1-6; Bowman, DeQuan 1-3. Oklahoma State-Wallace, Tylan 7-123; McCleskey, Jalen 4-52; Johnson, Tyron 2-21; Hill, Justice 2-minus 2; King, J.D. 1-23; Stoner, Dillon 1-22; Woods, Jelani 1-19.

INTERCEPTIONS: Texas Tech-Frye, Adrian 1-0. Oklahoma State-Bernard, Jarrick 1-15; Green, A.J. 1-0.

FUMBLES: Texas Tech-None. Oklahoma State-TEAM 1-0; Wallace, Tylan 1-1; Cornelius, Taylor 1-0.



The Last Time...

Oklahoma State Team

50+ Points	56 vs. McNeese, Sept. 7, 2019
60+ Points	61 vs. Southeastern Louisiana, Sept. 3, 2016
70+ Points	70 at Texas Tech, Oct. 31, 2015
Shut a team out at home	vs. Savannah State, Sept. 1, 2012 (84-0)
Shut out a conference opponent at home	vs. Kansas State, Nov. 25, 1961 (45-0)
Shut a team out on the road	at Oklahoma, Nov. 11, 1995 (12-0)
Shut out a conference opponent on the road	at Oklahoma, Nov. 11, 1995 (12-0)
Shut out a team in the first quarter	Sept. 28, 2019 vs. No. 24 Kansas State
Shut out a team in the first half	Sept. 7, 2019 vs. McNeese
Shut out a team through three quarters	Sept. 8, 2017 at South Alabama
Overtime game	at Texas, Oct. 21, 2017, (W, 13-10)
30+ first downs	30 at Oregon State, Aug. 30, 2019
50+ rushing attempts	56 at No. 12 Texas, Sept. 21, 2019
60+ rushing attempts	61 vs. Texas Tech, Sept. 22, 2007
70+ rushing attempts	71 vs. Mississippi State, Sept. 19, 1998
200+ Yards Rushing	373 vs. No. 24 Kansas State, Sept. 28, 2019
300+ Yards Rushing	373 vs. No. 24 Kansas State, Sept. 28, 2019
400+ Yards Rushing	431 vs. Missouri State, Aug. 30, 2018
500+ Yards Rushing	536 vs. Kansas, Nov. 12, 1988
Less than 100 Yards Rushing	99 at TCU, Nov. 24, 2018
Less than 50 Yards Rushing	8 vs. Baylor, Nov. 21, 2015
Less than 25 Yards Rushing	8 vs. Baylor, Nov. 21, 2015
50+ pass attempts	53 at No. 6 Oklahoma, Nov. 10, 2018
60+ pass attempts	60 at Arizona, Sept. 8, 2012
40+ pass completions	42 at Iowa State, Nov. 18, 2011
300+ Yards Passing	413 vs. McNeese, Sept. 7, 2019
400+ Yards Passing	413 vs. McNeese, Sept. 7, 2019
500+ Yards Passing	501 at No. 6 Oklahoma, Nov. 10, 2018
Less than 100 Yards Passing	78 at Iowa State, Oct. 26, 2013
500+ Yards Total Offense	526 vs. No. 24 Kansas State, Sept. 28, 2019
600+ Yards Total Offense	604 vs. No. 7 West Virginia, Nov. 17, 2018
700+ Yards Total Offense	732 vs. Missouri State, Aug. 30, 2018
Less than 200 Yards Total Offense	192 vs. Texas, Nov. 16, 2014
Less than 150 Yards Total Offense	109 at Oklahoma, Nov. 28, 2009
90+ offensive plays	92 vs. Missouri State, Aug. 30, 2018
Beat a Top 25 team at home	vs. No. 24 Kansas State, Sept. 28, 2019 (26-13)
Beat a Top 20 team at home	vs. No. 7 West Virginia, Nov. 17, 2018 (45-41)
Beat a Top 15 team at home	vs. No. 7 West Virginia, Nov. 17, 2018 (45-41)
Beat a Top 10 team at home	vs. No. 7 West Virginia, Nov. 17, 2018 (45-41)
Beat a Top 5 team at home	vs. No. 5 TCU, Nov. 7, 2015 (49-29)
Beat a Top 25 team on the road	at Iowa State, Nov. 11, 2017 (49-42)
Beat a Top 20 team on the road	at No. 18 Oklahoma, Dec. 6, 2014 (38-35, OT)
Beat a Top 15 team on the road	at No. 15 Texas Tech, Nov. 2, 2013 (52-34)
Beat a Top 10 team on the road	at No. 8 Texas A&M, Sept. 24, 2011 (30-29)
Beat a Top 5 team on the road	at No. 3 Missouri, Oct. 11, 2008 (28-23)
Beat a Top 25 team at a neutral site	vs. No. 23 Missouri, Dec. 31, 2018
Beat a Top 20 team at a neutral site	vs. No. 11 Colorado (2016 Alamo Bowl), 38-8
Beat a Top 15 team at a neutral site	vs. No. 11 Colorado (2016 Alamo Bowl), 38-8
Beat a Top 10 team at a neutral site	vs. No. 4 Stanford (2012 Fiesta Bowl), 41-38
Beat a Top 5 team at a neutral site	vs. No. 4 Stanford (2012 Fiesta Bowl), 41-38
Forced 5 Turnovers	5 at West Virginia, Oct. 28, 2017
Intercepted 4 Passes	4 at West Virginia, Oct. 28, 2017
Held an opponent to fewer than 10 first downs	8 vs. Kansas State, Sept. 28, 2019
Had 0 Turnovers	at Oregon State, Aug. 30, 2019

Oklahoma State Individual Passing

300+ Yards Passing	336, Taylor Cornelius vs. No. 23 Missouri, Dec. 31, 2018
300+ Yards Passing in a half	304, Taylor Cornelius at No. 6 Oklahoma, Nov. 10, 2018
400+ Yards Passing	501, Taylor Cornelius at No. 6 Oklahoma, Nov. 10, 2018
Had 30+ Completions	34, Taylor Cornelius at No. 6 Oklahoma, Nov. 10, 2018
Had 40+ Completions	42, Brandon Weeden at Iowa State, Nov. 18, 2011
Had 40+ Attempts	44, Taylor Cornelius vs. No. 23 Missouri, Dec. 31, 2018
Had 50+ Attempts	53, Taylor Cornelius at No. 6 Oklahoma, Nov. 10, 2018
Had 60+ Attempts	60, Wes Lunt at Arizona, Sept. 8, 2012
50+ Yard Pass	55, Spencer Sanders to Braydon Johnson at No. 12 Texas, Sept. 21, 2019
80+ Yard Pass	90, Spencer Sanders to Tylan Wallace at Tulsa, Sept. 14, 2019 (TD)
90+ Yard Pass	90, Spencer Sanders to Tylan Wallace at Tulsa, Sept. 14, 2019 (TD)
Had 4+ TD Passes	4, Taylor Cornelius vs. No. 23 Missouri, Dec. 31, 2018
Had 4+ TD Passes in a Half	5, Mason Rudolph, first half, at Pittsburgh, Sept. 16, 2017
Had 5+ TD Passes	5, Taylor Cornelius vs. No. 7 West Virginia, Nov. 17, 2018
Had 5+ TD Passes in a Half	5, Mason Rudolph, first half, at Pittsburgh, Sept. 16, 2017
Had 6+ TD Passes	6, Brandon Weeden vs. Tulsa, Sept. 18, 2010
Had 7+ TD Passes	7, Josh Fields at SMU, Sept. 20, 2003

Oklahoma State Individual Rushing

100+ Yards Rushing	296, Chuba Hubbard vs. No. 24 Kansas State, Sept. 28, 2019
100+ Yards Rushing at Halftime	114, Chuba Hubbard vs. No. 24 Kansas State, Sept. 28, 2019
200+ Yards Rushing	296, Chuba Hubbard vs. No. 24 Kansas State, Sept. 28, 2019
200+ Yards Rushing in a Half	208, Kendall Hunter 1st half vs. Washington St., Sept. 4, 2010
QB Rushed for 100 Yards	109, Spencer Sanders at No. 12 Texas, Sept. 21, 2019
Two Players with 100+ Yards Rushing	121, Chuba Hubbard -and- 109, Spencer Sanders at No. 12 Texas, Sept. 21, 2019
Three Players with 100+ Yards Rushing	148, Keith Toston vs. Missouri St., Sept. 13, 2008
	138, Beau Johnson vs. Missouri St., Sept. 13, 2008
	132, Kendall Hunter vs. Missouri St., Sept. 13, 2008
Had a run of 50+ Yards	84, Chuba Hubbard vs. No. 24 Kansas State, Sept. 28, 2019
Had a run of 75+ Yards	84, Chuba Hubbard vs. No. 24 Kansas State, Sept. 28, 2019
Had a run of 80+ Yards	84, Chuba Hubbard vs. No. 24 Kansas State, Sept. 28, 2019
Had a run of 90+ Yards	92, Justice Hill, vs. Missouri State, Aug. 30, 2018
Had 30+ Rushing Attempts	37, Chuba Hubbard at No. 12 Texas, Sept. 21, 2019
Had 35+ Rushing Attempts	37, Chuba Hubbard at No. 12 Texas, Sept. 21, 2019
Had 40+ Rushing Attempts	41, David Thompson vs. Baylor, Nov. 23, 1996
3+ Rushing Touchdowns	3, Chuba Hubbard at Tulsa, Sept. 14, 2019
4+ Rushing Touchdowns	4, Rennie Childs vs. Pittsburgh, Sept. 17, 2016
5+ Rushing Touchdowns	5, Barry Sanders vs. Kansas, Nov. 12, 1988

Oklahoma State Individual Receiving

Caught 10+ Passes	11, Tyron Johnson -and- 10, Tylan Wallace at No. 6 Oklahoma, Nov. 10, 2018
Two Players Caught 10+ Passes	11, Tyron Johnson -and- 10, Tylan Wallace at No. 6 Oklahoma, Nov. 10, 2018
Three Players Caught 10+ Passes	11, Josh Cooper; 11, Justin Blackmon -and- 10 Hubert Anyiam at Texas A&M, Sept. 24, 2011
100+ Yards Receiving	145, Tylan Wallace vs. No. 24 Kansas State, Sept. 28, 2019
100+ Yards Receiving at halftime	145, Tylan Wallace vs. No. 24 Kansas State, Sept. 28, 2019
100+ Yards Receiving in second half	104, Dillon Stoner vs. No. 7 West Virginia, Nov. 17, 2018
200+ Yards Receiving	222, Tylan Wallace, vs. No. 6 Texas, Oct. 28, 2018
300+ Yards Receiving	300, Adarius Bowman at Kansas, Oct. 14, 2006
Two Players with 100+ Yards Receiving	220, Tylan Wallace - and - 128, Tyron Johnson at No. 6 Oklahoma, Nov. 10, 2018
Had 3+ TD Catches	3, Tylan Wallace vs. McNeese, Sept. 7, 2019
Had 4+ TD Catches	4, Tracy Moore at Arizona, Sept. 8, 2012
Had 5+ TD Catches	7, Rashawn Woods at SMU, Sept. 20, 2003
100+ Yards Receiving by a Running Back	113, Gerald Hudson at Kansas, Nov. 4, 1989
100 yards rushing and receiving, same game	Gerald Hudson at Kansas, Nov. 4, 1989
	108 rushing yards and 113 receiving yards

Oklahoma State Individual Defense

Had 15+ Tackles	19, Jordan Sterns at Oklahoma, Dec. 3, 2016
Had 20+ Tackles	20, Jordan Sterns vs. West Virginia, Oct. 25, 2014
Had 10+ Solo Tackles	10, Justin Phillips, at Kansas, Sept. 29, 2018
Had 2+ Interceptions	2, A.J. Green, at West Virginia, Oct. 28, 2017
Had 3+ Interceptions	3, Jacob Lacey vs. Texas, Nov. 3, 2007
INT Return for a Touchdown	27, A.J. Green vs. McNeese, Sept. 7, 2019
Fumble Return for a Touchdown	82, Kenneth Edison-McGruder vs. Tulsa, Aug. 31, 2017
Multiple Defensive TDs	Ramon Richards (9 yd fumble return) and Madre Harper (0 yd fumble return) vs. Southeastern Louisiana, Sept. 3, 2016
Had 4+ Tackles for Loss	5.0, Jordan Brailford, at Kansas, Sept. 29, 2018
Had 5+ Tackles for Loss	5.0, Jordan Brailford, at Kansas, Sept. 29, 2018
Had 3+ Sacks	3.0, Jordan Brailford, at Kansas, Sept. 29, 2018
Blocked a Punt	Logan Carter vs. No. 7 West Virginia, Nov. 17, 2018
Blocked a FG	Mike Scott vs. No. 23 Missouri, Dec. 31, 2018
Blocked a PAT	Vincent Taylor at TCU, Nov. 19, 2016
Blocked a Punt, FG and PAT in a single game	Jordan Sterns (Punt), Ofa Hautau (FG) -and- James Castleman (PAT) vs. Missouri State, Sept. 6, 2014
Recorded a Safety	Tyler Ferguson vs. Kansas, Oct. 24, 2015



The Last Time...

Oklahoma State Individual Miscellaneous

KR for a Touchdown	99, Tyreek Hill at Kansas, Oct. 11, 2014
Game-Opening KR for a Touchdown	100, Justin Gilbert vs. Kansas, Nov. 9, 2013
PR for a Touchdown	13, Za'Carrius Green vs. Boise State, Sept. 15, 2018
Punt Blocked for a Touchdown	13, Jarrick Bernard blocked, Za'Carrius Green returned vs. Boise State, Sept. 15, 2018
Returned a blocked FG for a Touchdown	Massey blocked, M. Jones returned vs. Kansas, Nov. 13, 1999
Returned a PAT for a score	Vincent Taylor blocked, Tre Flowers returned vs. Texas, Oct. 1, 2016
OSU player scored 4+ TDs in a game	4, Rennie Childs vs. Pittsburgh, Sept. 17, 2016
OSU player scored 5+ TDs in a game	7, Rashaun Woods at SMU, Sept. 20, 2003
OSU player responsible for 5+ TDs in a game	6, Taylor Cornelius vs. No. 7 West Virginia, Nov. 17, 2018
Passed For 200 Yards & Rushed For 100 Yards	Spencer Sanders, 268 passing/109 rushing, at No. 12 Texas, Sept. 21, 2019
Passed For 300 Yards & Rushed For 100 Yards	Taylor Cornelius, 338 passing/106 rushing, vs. No. 7 West Virginia, Nov. 17, 2018
300-yd passer, 200-yd rusher, 200-yd receiver	Zac Robinson, 320 yards passing, Kendall Hunter, 210 yards rushing, Dez Bryant, 236 yards receiving vs. Houston, Sept. 6, 2008
300-yd passer, 100-yd rusher, 100-yd receiver	Taylor Cornelius, 336 passing yards, Chuba Hubbard, 145 rushing yards Tyron Johnson, 141 receiving yards vs. No. 23 Missouri, Dec. 31, 2018
100-yd rusher & 100-yd receiver, same game	Chuba Hubbard, 296 rushing yards Tylan Wallace, 145 receiving yards vs. No. 24 Kansas State, Sept. 28, 2019
200-yd rusher & 100-yd receiver, same game	Chuba Hubbard, 296 rushing yards Tylan Wallace, 145 receiving yards vs. No. 24 Kansas State, Sept. 28, 2019
200-yd rusher & 200-yd receiver, same game	Kendall Hunter, 210 yards rushing, Dez Bryant, 236 yards receiving vs. Houston, Sept. 6, 2008
Punted the Ball 70+ Yards	71, Matt Hockett at TCU, Nov. 24, 2018
Punted the Ball 80+ Yards	80, Cole Farden at Baylor, Nov. 22, 2003
Kicked a 50-Yard FG	53, Matt Ammendola at South Alabama, Sept. 8, 2017
Kicked Two 50+ Yard FGs, same game	Dan Bailey (52 and 52) at Louisiana, Oct. 8, 2010
Made 4+ FG	4, Matt Ammendola vs. No. 24 Kansas State, Sept. 28, 2019
OSU player blocked multiple kicks in a game	Vincent Taylor (two blocked PATs) vs. Texas, Oct. 1, 2016

Opponent Team

50+ Points	62 vs. Oklahoma, Nov. 4, 2017
Shut out OSU in Stillwater	vs. Colorado, Oct. 1, 2005 (34-0)
Shut out OSU in Stillwater (Conf.)	vs. Colorado, Oct. 1, 2005 (34-0)
Shut out OSU at opponent home	at Oklahoma, Nov. 28, 2009 (27-0)
Shut out OSU at opponent home (Conf.)	at Oklahoma, Nov. 28, 2009 (27-0)
Shut out OSU in the first quarter	vs. Boise State, Sept. 15, 2018 (0-0)
Shut out OSU in the first half	vs. Texas, Nov. 16, 2014
Shut out OSU through three quarters	vs. Texas, Nov. 16, 2014
Shut out OSU in the second half	vs. Texas Tech, Sept. 22, 2018
30+ first downs	35 vs. Texas Tech, Sept. 22, 2018
40+ first downs	44 at Oklahoma, Nov. 24, 2012
50+ rushing attempts	53 at Tulsa, Sept. 14, 2019
60+ rushing attempts	60 vs. Tulsa, Aug. 31, 2017
Less than 25 Yards Rushing	13 vs. Colorado, Nov. 19, 2009
Less than 50 yards Rushing	34 vs. No. 17 Boise State, Sept. 15, 2018
Less than 100 Yards Rushing	34 vs. No. 17 Boise State, Sept. 15, 2018
200+ Yards Rushing	217 at No. 12 Texas, Sept. 21, 2019
300+ Yards Rushing	353 at No. 6 Oklahoma, Nov. 10, 2018
400+ Yards Rushing	513, Nebraska, Aug. 31, 1995
500+ Yards Rushing	513, Nebraska, Aug. 31, 1995
50+ pass attempts	52 vs. Texas Tech, Nov. 12, 2016
60+ pass attempts	60 vs. Texas Tech, Sept. 25, 2014
70+ pass attempts	71 at Texas Tech, Nov. 2, 2013
Less than 100 Yards Passing	87 at Kansas State, Nov. 5, 2016
Less than 200 Yards Passing	118 vs. No. 24 Kansas State, Sept. 28, 2019
300+ Yards Passing	373 vs. No. 23 Missouri, Dec. 31, 2018
400+ Yards Passing	364 vs. No. 7 West Virginia, Nov. 17, 2018
500+ Yards Passing	598 vs. Oklahoma, Nov. 4, 2017
600+ Yards Passing	646 vs. Texas Tech, Sept. 22, 2007
Less than 200 Yards Total Offense	175 at South Alabama, Sept. 8, 2017
Less than 150 Yards Total Offense	139, Savannah State, Sept. 1, 2012
500+ Yards Total Offense	637 vs. No. 23 Missouri, Dec. 31, 2018
600+ Yards Total Offense	637 vs. No. 23 Missouri, Dec. 31, 2018
700+ Yards Total Offense	785 vs. Oklahoma, Nov. 4, 2017
90+ offensive plays	91 vs. No. 7 West Virginia, Nov. 17, 2018
100+ offensive plays	104 vs. Baylor, Nov. 21, 2015
Forced 5 OSU Turnovers	5 at Kansas State, Nov. 3, 2012
Intercepted 4 OSU Passes	4 at Kansas State, Nov. 3, 2012
Had 0 Turnovers	at Tulsa, Sept. 14, 2019

Opponent Individual Rushing

100+ Yards Rushing	114, Keaontay Ingram at No. 12 Texas, Sept. 21, 2019
200+ Yards Rushing	204, Larry Rountree vs. No. 23 Missouri, Dec. 31, 2018
250+ Yards Rushing	267, Vince Young vs. Texas, Oct. 29, 2005
QB rushed for 100 Yards	153, Jesse Ertz at Kansas State, Nov. 5, 2016
Two Players with 100+ Yards Rushing	165, Kennedy Brooks - and- 124, Trey Sermon at No. 6 Oklahoma, Nov. 10, 2018
50+ Yard Run	52, Cody Orgeron vs. McNeese, Sept. 7, 2019
80+ Yard Run	83, Jalen Reagor at TCU, Nov. 24, 2018
90+ Yard Run	90, Calvin Jones at Nebraska, Oct. 10, 1992
Had 30+ Rushing Attempts	34, Alex Barnes, vs. Kansas State, Oct. 13, 2018
Had 35+ Rushing Attempts	35, Stepfan Taylor vs. Stanford, Jan. 2, 2012
4+ Rushing Touchdowns	4, Alex Barnes, vs. Kansas State, Oct. 13, 2018
5+ Rushing Touchdowns	5, Cedric Benson vs. Texas, Nov. 6, 2004

Opponent Individual Passing

300+ Yards Passing	373, Drew Lock vs. No. 23 Missouri, Dec. 31, 2018
400+ Yards Passing	598, Baker Mayfield, vs. Oklahoma, Nov. 4, 2017
500+ Yards Passing	598, Baker Mayfield, vs. Oklahoma, Nov. 4, 2017
600+ Yards Passing	646, Graham Harrell vs. Texas Tech, Sept. 22, 2007
Had 30+ Completions	35, Alan Bowman, vs. Texas Tech, Sept. 22, 2018
Had 40+ Completions	45, Davis Webb at Texas Tech, Nov. 2, 2013
Had 40+ Attempts	42, Jake Luton, at Oregon State, Aug. 30, 2019
Had 50+ Attempts	56, Brett Rypien, vs. No. 17 Boise State, Sept. 15, 2018
Had 60+ Attempts	71, Davis Webb at Texas Tech, Nov. 2, 2013
Had 70+ Attempts	71, Davis Webb at Texas Tech, Nov. 2, 2013
50+ Yard Pass	73, Sam Ehlinger to Brennan Eagles at No. 12 Texas, Sept. 21, 2019 (TD)
80+ Yard Pass	86, Drew Lock to Johnathon Johnson vs. No. 23 Missouri, Dec. 31, 2018 (TD)
90+ Yard Pass	90, Sam Ehlinger to John Burt, at Texas, Oct. 21, 2017 (First Down)
Had 4+ TD Passes	4, Sam Ehlinger at No. 12 Texas, Sept. 21, 2019
Had 5+ TD Passes	5, Baker Mayfield, vs. Oklahoma, Nov. 4, 2017
Had 6+ TD Passes	6, Graham Harrell vs. Texas Tech, Nov. 8, 2008

Opponent Individual Receiving

Caught 10+ Passes	12, Devin Duvernay at No. 12 Texas, Sept. 21, 2019
Caught 15+ Passes	15, Jace Amaro at Texas Tech, Nov. 2, 2013
100+ Yards Receiving	109, Keylon Stokes at Tulsa, Sept. 14, 2019
Two With 100+ Yards Receiving	265, Marquise Brown - and - 102, Mark Andrews, vs. Oklahoma, Nov. 4, 2017
Three With 100+ Yards Receiving	162, Jalen Saunders, 146, Justin Brown -and- 103, Kenny Stills at Oklahoma, Nov. 24, 2012
200+ Yards Receiving	210, KD Cannon vs. Baylor, Nov. 21, 2015
Two Players with 200+ Yards Receiving	237, Michael Crabtree -and- 233, Danny Amendola, Texas Tech, Sept. 22, 2007
Had 3+ TD Catches	3, Byron Pringle, vs. Kansas State, Nov. 18, 2017
Had 4+ TD Catches	4, Marcus Harris at Wyoming, Sept. 23, 1995
100+ Yards Receiving by a Running Back	103, Phillip Lindsay vs. Colorado, Dec. 29, 2016

Opponent Individual Defense

Had 15+ Tackles	17, Clay Johnston, at Baylor, Nov. 3, 2018
Had 2+ Interceptions	2, Cam Hilton vs. No. 23 Missouri, Dec. 31, 2018
Had 3+ Interceptions	3, Allen Chapman at Kansas State, Nov. 3, 2012
Interception Return for a Touchdown	39, Kenny Robinson, at West Virginia, Oct. 28, 2017
Fumble Return for a Touchdown	32, Marcus Foster vs. McNeese, Sept. 7, 2019
Had 4+ Tackles for Loss	7, David Long Jr., at West Virginia, Oct. 28, 2017
Had 5+ Tackles for Loss	7, David Long Jr. at West Virginia, Oct. 28, 2017
Had 3+ Sacks	3, Tim Crowder, Texas, Nov. 6, 2004
Had 4+ Sacks	4, Antwaun Bynum vs. Missouri, Oct. 6, 2001
Blocked a Punt	BJ Thompson at Baylor, Nov. 3, 2018
Blocked a FG	Roy Bravvion at Baylor, Nov. 3, 2018
Blocked a PAT attempt	Poona Ford vs. Texas, Oct. 1, 2016
Recorded a safety	Kyle Rose at West Virginia, Oct. 10, 2015

Opponent Individual Miscellaneous

KR for a Touchdown	89, Byron Pringle, vs. Kansas State, Nov. 18, 2017
PR for a Touchdown	64, Jalen Saunders vs. Oklahoma, Dec. 7, 2013
Punt Blocked for a Touchdown	7, Tristan Ebner, at Baylor, Nov. 3, 2018
Returned a blocked FG for a Touchdown	65, Kip Daily, Kansas St., Oct. 5, 2013
Returned a PAT for a score	Frank Alexander, vs. Oklahoma, Nov. 29, 2008
Scored 4+ TD in a game	4, Byron Pringle (3 REC, 1 KR) vs. Kansas State, Nov. 18, 2017
Passed for 200 Yards & Rushed for 100 Yards	Taylor Martinez, 323 passing/112 rushing vs. Nebraska, Oct. 23, 2010
Punted the Ball 70+ Yards	74, Michael Such vs. Tulsa, Sept. 18, 2010
Punted the Ball 80+ Yards	81, Brian Lewis vs. Oklahoma, Nov. 9, 1996
Kicked a 50-Yard FG	51, Nick Rose vs. Texas, Nov. 16, 2014
Made 4+ FG	4, Jimmy Stevens, Oklahoma, Nov. 27, 2010



Box Scores

	Game One Aug. 30, 2019 Corvallis, Ore. Attendance: 31,681 TV: FS1
Oklahoma State RV/RV	52
Oregon State	36

Captains: Dillon Stoner, A.J. Green, Malcolm Rodriguez, Phillip Redwine-Bryant

Score by Quarters	1	2	3	4	Score
Oklahoma State	7	24	14	7	52
Oregon State	10	6	7	13	36

Scoring Summary

1st	13:06	ORST	Hodgins,Isaiah 29 yd pass from Luton (Choukair,J. kick)
	6-70 1:54, OSU 0 - ORST 7		
	09:13	OSU	Hubbard, Chuba 6 yd run (Ammendola, Matt kick)
	9-70 3:47, OSU 7 - ORST 7		
	03:42	ORST	Choukair,J. 30 yd field goal
	14-63 5:31, OSU 7 - ORST 10		
2nd	13:33	OSU	Ammendola, Matt 23 yd field goal
	14-71 5:03, OSU 10 - ORST 10		
	09:41	OSU	Brown, LD 5 yd run (Ammendola, Matt kick)
	7-86 2:34, OSU 17 - ORST 10		
	06:45	OSU	Wallace 36 yd pass from Sanders (Ammendola kick)
	5-51 1:51, OSU 24 - ORST 10		
	02:02	OSU	Wallace 21 yd pass from Sanders (Ammendola kick)
	8-80 3:14, OSU 31 - ORST 10		
	00:03	ORST	Lindsey,Tyjon 1 yd pass from Luton (Luton pass failed)
	14-75 1:59, OSU 31 - ORST 16		
3rd	12:20	OSU	Hubbard, Chuba 2 yd run (Ammendola, Matt kick)
	10-75 2:40, OSU 38 - ORST 16		
	09:50	ORST	Hodgins 9 yd pass from Luton,Jake (Choukair,J. kick)
	6-73 2:25, OSU 38 - ORST 23		
	07:54	OSU	Hubbard, Chuba 53 yd run (Ammendola, Matt kick)
	6-75 1:56, OSU 45 - ORST 23		
4th	13:08	ORST	Colletto,Jack 1 yd run (Luton, Jake pass failed),
	14-64 5:16, OSU 45 - ORST 29		
	09:39	OSU	Moore, C.J. 11 yd pass from Sanders (Ammendola kick)
	8-75 3:22, OSU 52 - ORST 29		
	01:19	ORST	Taylor,Kolby 5 yd pass from Gebbia (Choukair,J. kick)
	11-80 2:41, OSU 52 - ORST 36		

	OSU	ORST
FIRST DOWNS	30	26
RUSHES-YARDS (NET)	52-352	37-167
PASSING YDS (NET)	203	281
Passes Att-Comp-Int	24-19-0	49-26-0
TOTAL OFFENSE PLAYS-YARDS	76-555	86-448
Fumble Returns-Yards	0-0	0-0
Punt Returns-Yards	3-4	0-0
Kickoff Returns-Yards	3-64	5-132
Interception Returns-Yards	0-0	0-0
Punts (Number-Avg)	2-37.5	4-47.8
Fumbles-Lost	0-0	1-0
Penalties-Yards	6-55	8-85
Possession Time	30:24	29:36
Third-Down Conversions	10 of 13	13 of 20
Fourth-Down Conversions	0 of 0	1 of 2
Red-Zone Scores-Chances	6-6	5-5
Sacks By: Number-Yards	1-10	1-2

RUSHING: Oklahoma State-Hubbard, Chuba 26-221; Sanders,Spencer 13-109; Stoner, Dillon 1-12; Brown, LD 7-8; Cooper, Micah 4-7; TEAM 1-minus 5. Oregon State-Jefferson, J. 16-87; Pierce,Artavis 8-53; Baylor,B.J. 4-13; Gebbia,Tristan 1-9; Luton,Jake 5-7; Colletto,Jack 3-minus 2.


PASSING: Oklahoma State-Sanders,Spencer 19-24-0-203. Oregon State-Luton,Jake 23-42-0-251; Gebbia,Tristan 3-7-0-30.

RECEIVING: Oklahoma State-Wallace, Tylan 5-92; Stoner, Dillon 5-31; Wolf, Landon 4-41; McCray, Jordan 2-22; Moore, C.J. 2-16; Carter, Logan 1-1. Oregon

State-Hodgins,Isaiah 9-170; Lindsey,Tyjon 8-35; Taylor,Kolby 3-21; Pierce,Artavis 2-23; Flemings,Champ 2-16; Togiai,Noah 2-16.

INTERCEPTIONS: Oklahoma State-None. Oregon State-None.

FUMBLES: Oklahoma State-None. Oregon State-Lindsey,Tyjon 1-0.

	Game Two Sep. 7, 2019 Stillwater, Okla. Attendance: 55,509 TV: Big 12 Now on ESPN+
McNeese	14
Oklahoma State RV/RV	56

Captains: Dillon Stoner, Marcus Keyes, Malcolm Rodriguez, Tanner McCalister

Score by Quarters	1	2	3	4	Score
McNeese	0	0	7	7	14
Oklahoma State	14	14	28	0	56

Scoring Summary

1st	14:15	OSU	Green, A.J. 27 yd INT return (Ammendola M. kick)
	MCN 0 - OSU 7		
	01:29	OSU	Wallace, T. 69 yd pass from Sanders (Ammendola kick)
	2-73 0:30, MCN 0 - OSU 14		
2nd	07:43	OSU	Hubbard, Chuba 4 yd run (Ammendola, Matt kick)
	15-91 4:13, MCN 0 - OSU 21		
	01:29	OSU	Wallace T. 4 yd pass from Sanders (Ammendola M. kick)
	11-91 3:30, MCN 0 - OSU 28		
3rd	14:48	OSU	Wallace, T. 75 yd pass from Sanders (Ammendola kick)
	1-75 0:12, MCN 0 - OSU 35		
	11:15	MCN	Hicks, D'Andre 16 yd pass from Orgeron (Anderson kick)
	7-82 3:33, MCN 7 - OSU 35		
	09:15	OSU	Moore, C.J. 59 yd pass from Brown (Ammendola kick)
	5-75 2:00, MCN 7 - OSU 42		
	06:52	OSU	Johnson,B. 69 yd pass from Brown (Ammendola kick)
	2-72 0:34, MCN 7 - OSU 49		
	06:04	OSU	Cooper, Micah 1 yd run (Ammendola, Matt kick)
	1-10 0:03, MCN 7 - OSU 56		
4th	05:39	MCN	Foster, Marcus 32 yd fumble recovery (Anderson kick)
	MCN 14 - OSU 56		

	MCN	OSU
FIRST DOWNS	13	25
RUSHES-YARDS (NET)	47-161	44-167
PASSING YDS (NET)	157	413
Passes Att-Comp-Int	25-12-2	32-23-0
TOTAL OFFENSE PLAYS-YARDS	72-318	76-580
Fumble Returns-Yards	1-32	0-0
Punt Returns-Yards	1-0	0-0
Kickoff Returns-Yards	4-75	0-0
Interception Returns-Yards	0-0	2-39
Punts (Number-Avg)	8-44.6	5-40.2
Fumbles-Lost	2-0	3-2
Penalties-Yards	9-64	5-29
Possession Time	31:45	28:15
Third-Down Conversions	4 of 16	11 of 16
Fourth-Down Conversions	1 of 4	0 of 0
Red-Zone Scores-Chances	1-3	3-3
Sacks By: Number-Yards	1-11	2-19


RUSHING: McNeese-Orgeron, Cody 16-89; Pratt, Justin 11-30; Hicks, D'Andre 7-19; Skinner, J'Cobi 6-12; Mack, Elijah 7-11. Oklahoma State-Sanders,Spencer 12-51; Hubbard, Chuba 8-44; Jeter, Jahmyl 11-34; Brown, Dru 3-13; Brown, LD 4-10; Glass,Deondrick 2-8; Cooper, Micah 3-5; Green, A.J. 1-2.

PASSING: McNeese-Orgeron, Cody 11-22-2-151; Keller, Matt 1-3-0-6. Oklahoma State-Sanders,Spencer 12-18-0-250; Brown, Dru 7-10-0-142; Taylor, Shaun 4-4-0-21.

RECEIVING: McNeese-Begue, Trevor 5-69; Hicks, D'Andre 3-69; Hudson, D. 1-6; Dunn, Darion 1-6; Briscoe, Nate 1-5; Sutton, Cyron 1-2. Oklahoma State-Wallace, Tylan 5-180; McCray, Jordan 4-45; Stoner, Dillon 3-25; Greenwood, LC 3-12; Metcalf, Dayton 2-6; Johnson,Braydon 1-69; Moore, C.J. 1-59; Anderson, Langston 1-8; Carter, Logan 1-6; Morris, Jacob 1-4; Wolf, Landon 1-minus 1.

INTERCEPTIONS: McNeese-None. Oklahoma State-Green, A.J. 1-27; Redwine-Bryant, P. 1-12.

FUMBLES: McNeese-Sutton, Cyron 1-0; Mack, Elijah 1-0. Oklahoma State-Hubbard, Chuba 1-0; Glass,Deondrick 1-1; Stoner, Dillon 1-1.

	Game Three Sep 14, 2019 Tulsa, Okla. Attendance: 28,612 TV: ESPN2
Oklahoma State RV/RV	40
Tulsa	21

Captains: Tylan Wallace, A.J. Green, Amen Ogbongbemiga, Bryce Balous

Score by Quarters	1	2	3	4	Score
Oklahoma State	17	3	13	7	40
Tulsa	7	14	0	0	21

Scoring Summary

1st	14:50	OSU	Hubbard, Chuba 75 yd run (Ammendola kick),
	1-75 0:10, OSU 7 - TLS 0		
	11:23	OSU	Hubbard, Chuba 30 yd run (Ammendola kick),
	6-59 2:11, OSU 14 - TLS 0		
	06:00	OSU	Ammendola, Matt 37 yd field goal,
	12-57 3:25, OSU 17 - TLS 0		
	04:23	TLS	Stokes 39 yd pass from Smith (Rainey kick),
	6-75 1:37, OSU 17 - TLS 7		
2nd	11:50	OSU	Ammendola, Matt 36 yd field goal,
	4-23 1:31, OSU 20 - TLS 7		
	09:57	TLS	Brooks,S. 3 yd run (Rainey,J. kick),
	7-75 1:53, OSU 20 - TLS 14		
	02:29	TLS	Brooks,S. 1 yd run (Rainey,J. kick),
	16-84 6:08, OSU 20 - TLS 21		
3rd	04:35	OSU	Sanders, Spencer 27 yd run (Ammendola kick),
	7-52 2:17, OSU 27 - TLS 21		
	01:29	OSU	Wallace 90 yd pass from Sanders (rush failed),
	1-90 0:12, OSU 33 - TLS 21		
4th	02:34	OSU	Hubbard, Chuba 33 yd run (Ammendola kick),
	7-65 2:16, OSU 40 - TLS 21		

	OSU	TLS
FIRST DOWNS	21	22
RUSHES-YARDS (NET)	46-337	53-158
PASSING YDS (NET)	169	238
Passes Att-Comp-Int	22-12-1	35-19-0
TOTAL OFFENSE PLAYS-YARDS	68-506	88-396
Fumble Returns-Yards	0-0	1-6
Punt Returns-Yards	4-48	2-10
Kickoff Returns-Yards	2-27	3-59
Interception Returns-Yards	0-0	1-4
Punts (Number-Avg)	5-44.8	8-45.0
Fumbles-Lost	1-1	0-0
Penalties-Yards	9-80	17-156
Possession Time	25:38	34:22
Third-Down Conversions	5 of 14	10 of 21
Fourth-Down Conversions	2 of 2	0 of 2
Red-Zone Scores-Chances	2-2	2-3
Sacks By: Number-Yards	3-23	0-0

RUSHING: Oklahoma State-Hubbard, Chuba 32-256; Sanders,Spencer 9-59; Brown, LD 5-22. Tulsa-Brooks,S. 29-107; Taylor II,C. 13-43; Wilkerson,T. 4-25; Boomer,S. 1-0; Smith,Z. 6-minus 17.

PASSING: Oklahoma State-Sanders,Spencer 12-22-1-169. Tulsa-Smith,Z. 17-30-0-228; Boomer,S. 2-5-0-10.


RECEIVING: Oklahoma State-Wallace, Tylan 5-118; Stoner, Dillon 4-32; Wolf, Landon 2-17; Johnson,Braydon 1-2. Tulsa-Stokes,K. 7-109; Crawford Jr,S. 3-55; Brooks,S. 2-16; Johnson,K. 2-15; Montgomery,C. 2-11; Carter,D. 2-7; Santana,J. 1-25.

INTERCEPTIONS: Oklahoma State-None. Tulsa-Robinson II,R. 1-4.

FUMBLES: Oklahoma State-Sanders,Spencer 1-1. Tulsa-None.



Box Scores

	Game Four Sept. 21, 2019 Austin, Texas Attendance: 96,936 TV: ABC
Oklahoma State RV/RV	30
Texas 12/13	36

Captains: Tylan Wallace, A.J. Green, Dayton Metcalf, Johnny Wilson

Score by Quarters	1	2	3	4	Score
Oklahoma State	3	17	3	7	30
Texas	0	21	7	8	36

Scoring Summary

1st	09:12	OSU	Ammendola, Matt 20 yd field goal, 13-76 5:48, OSU 3 - UT 0
2nd	14:53	UT	D. Duvernay 6 yd pass from S. Ehlinger (C. Dicker kick), 9-66 3:46, OSU 3 - UT 7
	12:42	UT	J. Smith 17 yd pass from S. Ehlinger (C. Dicker kick), 3-28 1:23, OSU 3 - UT 14
	09:21	OSU	Ammendola, Matt 43 yd field goal, 8-49 3:21, OSU 6 - UT 14
	03:07	OSU	Sanders, Spencer 7 yd run (Ammendola, Matt kick), 6-70 2:17, OSU 13 - UT 14
	02:09	UT	B. Eagles 73 yd pass from S. Ehlinger (C. Dicker kick), 4-84 0:58, OSU 13 - UT 21
	00:11	OSU	Hubbard, Chuba 1 yd run (Ammendola, Matt kick), 4-15 0:42, OSU 20 - UT 21
3rd	08:02	OSU	Ammendola, Matt 27 yd field goal, 11-74 3:44, OSU 23 - UT 21
	05:30	UT	C. Brewer 25 yd pass from S. Ehlinger (C. Dicker kick), 7-75 2:32, OSU 23 - UT 28
4th	11:44	UT	R. Johnson 2 yd run (R. Johnson pass from S. Ehlinger), 6-73 2:19, OSU 23 - UT 36
	01:37	OSU	Hubbard, Chuba 13 yd run (Ammendola, Matt kick), 7-46 2:07, OSU 30 - UT 36

	OSU	UT
FIRST DOWNS	26	26
RUSHES-YARDS (NET)	56-226	43-217
PASSING YDS (NET)	268	281
Passes Att-Comp-Int	33-19-2	28-20-1
TOTAL OFFENSE PLAYS-YARDS	89-494	71-498
Fumble Returns-Yards	0-0	0-0
Punt Returns-Yards	0-0	3--6
Kickoff Returns-Yards	2-36	2-45
Interception Returns-Yards	1-22	2-47
Punts (Number-Avg)	4-33.5	4-34.0
Fumbles-Lost	2-0	2-2
Penalties-Yards	9-69	6-65
Possession Time	29:19	30:41
Third-Down Conversions	9 of 19	8 of 14
Fourth-Down Conversions	0 of 2	0 of 1
Red-Zone Scores-Chances	5-6	3-3
Sacks By: Number-Yards	0-0	2-6


RUSHING: Oklahoma State-Hubbard, Chuba 37-121; Sanders, Spencer 18-109; Brown, LD 1-minus 4. Texas-Keaontay Ingram 21-114; Sam Ehlinger 10-70; Roschon Johnson 9-30; Jake Smith 1-8; TEAM 2-minus 5.

PASSING: Oklahoma State-Sanders, Spencer 19-32-2-268; McClure, Jake 0-1-0-0. Texas-Sam Ehlinger 20-28-1-281.

RECEIVING: Oklahoma State-Stoner, Dillon 6-55; Wallace, Tylan 5-83; Wolf, Landon 2-29; Woods, Jelani 2-22; Hubbard, Chuba 2-14; Johnson, Braydon 1-55; McCray, Jordan 1-10. Texas-Devin Duvernay 12-108; Cade Brewer 2-29; Jake Smith 2-24; Brennan Eagles 1-73; Keaontay Ingram 1-26; Roschon Johnson 1-15; Malcolm Epps 1-6.

INTERCEPTIONS: Oklahoma State-Harvell-Peel, Kolby 1-22. Texas-Montrell Estell 1-37; Chris Brown 1-10.

FUMBLES: Oklahoma State-Hubbard, Chuba 1-0; Sanders, Spencer 1-0. Texas-Jake Smith 1-1; Brandon Jones 1-1.

	Game Five Sept. 28, 2019 Stillwater, Okla. Attendance: 55,509 TV: Big 12 Now on ESPN+
Kansas State 24/22	13
Oklahoma State RV/RV	26

Captains: Marcus Keyes, Kolby Harvell-Peel, Malcolm Rodriguez, Kemah Siverand

Score by Quarters	1	2	3	4	Score
Kansas State	0	3	0	10	13
Oklahoma State	10	6	7	3	26

Scoring Summary

1st	06:12	OSU	Ammendola, Matt 25 yd field goal, 7-51 2:18, KS 0 - OSU 3
	03:57	OSU	Carter, L. 3 yd pass from Sanders, S. (Ammendola kick), 5-26 1:25, KS 0 - OSU 10
2nd	08:40	OSU	Ammendola, Matt 21 yd field goal, 8-61 3:25, KS 0 - OSU 13
	05:35	KS	Lynch, Blake 46 yd field goal, 6-47 3:05, KS 3 - OSU 13
	02:06	OSU	Ammendola, Matt 29 yd field goal, 8-58 3:29, KS 3 - OSU 16
3rd	12:45	OSU	Hubbard, Chuba 84 yd run (Ammendola, Matt kick), 1-84 0:13, KS 3 - OSU 23
4th	12:16	KS	Lynch, Blake 37 yd field goal, 11-61 4:55, KS 6 - OSU 23
	07:14	KS	Gilbert, James 5 yd run (Lynch, Blake kick), 6-49 3:07, KS 13 - OSU 23
	01:03	OSU	Ammendola, Matt 18 yd field goal, 10-74 6:11, KS 13 - OSU 26

	KS	OSU
FIRST DOWNS	8	21
RUSHES-YARDS (NET)	32-126	44-373
PASSING YDS (NET)	118	153
Passes Att-Comp-Int	23-11-0	25-16-2
TOTAL OFFENSE PLAYS-YARDS	55-244	69-526
Fumble Returns-Yards	0-0	0-0
Punt Returns-Yards	0-0	2-5
Kickoff Returns-Yards	4-76	0-0
Interception Returns-Yards	2-26	0-0
Punts (Number-Avg)	7-45.9	4-38.5
Fumbles-Lost	1-1	1-0
Penalties-Yards	8-65	6-60
Possession Time	29:08	30:52
Third-Down Conversions	1 of 13	4 of 13
Fourth-Down Conversions	1 of 2	0 of 1
Red-Zone Scores-Chances	2-2	5-5
Sacks By: Number-Yards	2-14	1-1


RUSHING: Kansas State-Gilbert, James 12-44; Thompson, S. 7-27; Trotter, Harry 4-25; Brown, Jordan 5-12; Youngblood, J. 1-11; Holcombe II, J. 2-9; TEAM 1-minus 2. Oklahoma State-Hubbard, Chuba 25-296; Sanders, Spencer 14-52; Brown, LD 4-25; Wallace, Tylan 1-0.

PASSING: Kansas State-Thompson, S. 11-23-0-118. Oklahoma State-Sanders, Spencer 16-25-2-153.

RECEIVING: Kansas State-Schoen, Dalton 3-23; Brooks, Phillip 3-15; Brown, Jordan 2-13; Wheeler, Samuel 1-39; Lenners, Nick 1-19; Trotter, Harry 1-9. Oklahoma State-Wallace, Tylan 8-145; Wolf, Landon 3-minus 5; Hubbard, Chuba 2-7; Stoner, Dillon 1-5; Carter, Logan 1-3; Woods, Jelani 1-minus 2.

INTERCEPTIONS: Kansas State-Patterson, D. 1-26; Sullivan, E. 1-0. Oklahoma State-None.

FUMBLES: Kansas State-Gilbert, James 1-1. Oklahoma State-Sanders, Spencer 1-0.

	Game Six Oct. 5, 2019 Lubbock, Texas Attendance: - TV: FSI
Oklahoma State 21/25	
Texas Tech	



Select Players Game-by-Game Stats

49 Matt Ammendola

Kicker | 5-9 | 195 | R-Senior
Lansdale, Pa./North Penn

Career Highs

Longest FG 53 twice, last at South Alabama 2017
Most FG Made 4 vs. Kansas State, 2019

Ammendola's 2016 Game-by-Game Kicking Stats

Date	Opponent	PAT-A	FGM-FGA	Lg	Blk
Sept. 3	SE Louisiana	0-1	0-0	0	0
Sept. 10	Central Michigan	0-0	1-1	53	0
Sept. 17	Pittsburgh	0-0	0-0	0	0
Sept. 24	at Baylor	0-0	0-0	0	0
Oct. 1	Texas	0-0	0-0	0	0
Oct. 8	Iowa State	0-0	0-0	0	0
Oct. 22	at Kansas	0-0	0-0	0	0
Oct. 29	West Virginia	0-0	0-0	0	0
Nov. 5	at Kansas State	0-0	0-0	0	0
Nov. 12	Texas Tech	0-0	0-0	0	0
Nov. 19	at TCU	0-0	0-0	0	0
Dec. 3	at Oklahoma	0-0	0-0	0	0

Ammendola's 2017 Game-by-Game Kicking Stats

Date	Opponent	PAT-A	FGM-FGA	Lg	Blk
Aug. 31	Tulsa	8-8	1-2	24	0
Sept. 8	at South Alabama	5-5	3-4	53	0
Sept. 16	at Pittsburgh	8-8	1-1	25	0
Sept. 23	TCU	4-4	1-1	29	0
Sept. 30	at Texas Tech	5-5	2-4	27	0
Oct. 14	Baylor	8-8	1-1	40	0
Oct. 21	at Texas	1-1	2-3	34	0
Oct. 28	at West Virginia	5-6	1-2	35	0
Nov. 4	Oklahoma	7-7	1-1	29	0
Nov. 11	at Iowa State	6-6	2-2	41	0
Nov. 18	Kansas State	5-5	2-2	32	0
Nov. 25	Kansas	7-7	3-3	49	0
Dec. 28	vs. Virginia Tech	3-3	3-3	38	0

Ammendola's 2018 Game-by-Game Kicking Stats

Date	Opponent	PAT-A	FGM-FGA	Lg	Blk
Aug. 30	Missouri State	7-8	1-1	20	0
Sept. 8	South Alabama	7-7	2-2	45	0
Sept. 15	Boise State	5-5	3-3	48	0
Sept. 22	Texas Tech	2-2	1-2	39	0
Sept. 29	at Kansas	6-6	2-2	33	0
Oct. 6	Iowa State	6-6	0-0	0	0
Oct. 13	at Kansas State	0-0	2-2	48	0
Oct. 27	Texas	5-5	1-3	24	0
Nov. 3	at Baylor	4-4	1-3	19	1
Nov. 10	at Oklahoma	5-6	0-1	0	0
Nov. 17	West Virginia	6-6	1-1	20	0
Nov. 24	at TCU	3-3	1-1	39	0
Dec. 31	vs. Missouri	5-5	1-1	27	0

Ammendola's 2019 Game-by-Game Kicking Stats

Date	Opponent	PAT-A	FGM-FGA	Lg	Blk
Aug. 30	at Oregon State	7-7	1-1	23	0
Sept. 7	McNeese	8-8	0-0	0	0
Sept. 14	at Tulsa	4-4	2-2	37	0
Sept. 21	at Texas	3-3	3-3	43	0
Sept. 28	Kansas State	2-2	4-4	29	0
Oct. 5	at Texas Tech				
Oct. 19	Baylor				
Oct. 26	at Iowa State				
Nov. 2	TCU				
Nov. 16	Kansas				
Nov. 23	at West Virginia				
Nov. 30	Oklahoma				

Ammendola's Career Kicking Stats

Year	FGM-FGA	Pct.	1-19	20-29	30-39	40-49	50+	Lg	Blk
2016	1-1	100.0	0-0	0-0	0-0	0-0	1-1	53	0
2017	23-29	79.3	1-2	8-9	9-10	5-7	1-1	53	0
2018	16-22	72.7	1-1	8-8	4-6	3-7	0-0	48	1
2019	10-10	100.0	1-1	6-6	2-2	1-1	0-0	43	0
Career	50-62	78.1	3-4	22-23	15-18	9-15	2-2	53	1

6 Dru Brown

Quarterback | 5-11 | 200 | R-Senior
San Mateo, Calif./Los Gatos/College of San Mateo/
Hawai'i

Career Highs

Completions 31 vs. Colorado State, 2017
Attempts 47, twice, most recently at UNLV, 2017
Yards 391 at UMass, 2017
Passing TD 5 vs. UMass, 2016
Long Pass 85 at UMass, 2017

Brown's 2016 Game-by-Game Passing Stats (at Hawai'i)

Date	Opponent	Cmp.	Att.	Int.	Yds.	TD	Long	Sack
Aug. 27	vs. Cal				DNP			
Sept. 3	at Michigan	5	10	1	63	0	25	0
Sept. 10	UT Martin	1	2	0	-2	0	0	1
Sept. 17	at Arizona	10	18	0	144	0	37	0
Oct. 1	Nevada	15	18	0	222	2	38	2
Oct. 8	at San Jose State	24	33	0	287	2	39	2
Oct. 15	UNLV	17	32	0	217	2	38	1
Oct. 22	at Air Force	21	37	2	312	3	41	2
Oct. 29	New Mexico	16	28	0	173	0	31	2
Nov. 5	at San Diego State	22	35	3	135	0	13	2
Nov. 12	Boise State	16	31	0	125	1	21	0
Nov. 19	at Fresno State	20	31	1	227	0	53	2
Nov. 26	Massachusetts	22	30	0	311	5	56	3
Dec. 24	MTSU	20	30	0	274	4	44	1

Brown's 2016 Game-by-Game Rushing Stats (at Hawai'i)

Date	Opponent	No.	Gain	Loss	Net	TD	Long	Avg.
Aug. 27	vs. Cal				DNP			
Sept. 3	at Michigan	5	49	0	49	0	17	9.8
Sept. 10	UT Martin	1	0	5	-5	0	0	-5
Sept. 17	at Arizona	5	33	0	33	1	12	6.6
Oct. 1	Nevada	7	44	13	31	0	17	4.43
Oct. 8	at San Jose State	6	92	38	54	1	62	9
Oct. 15	UNLV	8	51	19	32	0	21	4
Oct. 22	at Air Force	7	17	17	0	0	8	0
Oct. 29	New Mexico	8	21	10	11	1	6	1.38
Nov. 5	at San Diego State	6	10	19	-9	0	5	-1.5
Nov. 12	Boise State	11	71	10	61	0	30	5.55
Nov. 19	at Fresno State	5	1	19	-18	0	1	-3.6
Nov. 26	UMass	10	66	22	44	0	27	4.4
Dec. 24	MTSU	9	27	4	23	1	12	2.56

Brown's 2017 Game-by-Game Passing Stats (at Hawai'i)

Date	Opponent	Cmp.	Att.	Int.	Yds.	TD	Long	Sack
Aug. 26	at Massachusetts	25	38	1	391	3	85	4
Sept. 2	Western Carolina	11	21	2	154	2	50	2
Sept. 9	at UCLA	23	38	1	227	2	37	1
Sept. 23	at Wyoming	29	40	2	280	1	50	2
Sept. 30	Colorado State	31	47	0	362	2	38	1
Oct. 7	at Nevada	18	27	1	229	2	42	4
Oct. 14	San Jose State	12	23	0	173	1	56	0
Oct. 28	San Diego State	19	33	0	160	0	47	3
Nov. 4	at UNLV	24	47	0	269	1	38	2
Nov. 11	Fresno State	18	31	1	154	2	18	5
Nov. 18	at Utah State	16	29	0	128	0	19	4
Nov. 25	Brigham Young	28	38	0	258	2	44	2

Brown's 2017 Game-by-Game Rushing Stats (at Hawai'i)

Date	Opponent	No.	Gain	Loss	Net	TD	Long	Avg.
Aug. 26	at Massachusetts	8	48	29	19	1	29	2.4
Sept. 2	Western Carolina	3	3	16	-13	0	3	-4.3
Sept. 9	at UCLA	3	13	10	3	0	9	1
Sept. 23	at Wyoming	3	6	4	2	0	6	0.7
Sept. 30	Colorado State	2	6	2	4	0	6	2
Oct. 7	at Nevada	6	13	34	-21	0	13	-3.5
Oct. 14	San Jose State	5	45	0	45	0	17	9
Oct. 28	San Diego State	6	8	13	-5	1	4	-0.8
Nov. 4	at UNLV	5	20	10	10	0	19	2
Nov. 11	Fresno State	10	29	29	0	0	14	0
Nov. 18	at Utah State	5	6	33	-27	0	6	-5.4
Nov. 25	Brigham Young	2	0	10	-10	0	0	-5

Brown's 2018 Game-by-Game Passing Stats

Date	Opponent	Cmp.	Att.	Int.	Yds.	TD	Long	Sack
Aug. 30	Missouri State				DNP			
Sept. 8	South Alabama				DNP			
Sept. 15	Boise State				DNP			
Sept. 22	Texas Tech				DNP			
Sept. 29	at Kansas				DNP			
Oct. 6	Iowa State				DNP			
Oct. 13	at Kansas State				DNP			
Oct. 27	Texas				DNP			
Nov. 3	at Baylor				DNP			
Nov. 10	at Oklahoma				DNP			
Nov. 17	West Virginia				DNP			
Nov. 24	at TCU				DNP			
Dec. 31	vs. Missouri	0	0	0	0	0	0	0

Brown's 2018 Game-by-Game Rushing Stats

Date	Opponent	No.	Gain	Loss	Net	TD	Long	Avg.
Aug. 30	Missouri State				DNP			
Sept. 8	South Alabama				DNP			
Sept. 15	Boise State				DNP			
Sept. 22	Texas Tech				DNP			
Sept. 29	at Kansas				DNP			
Oct. 6	Iowa State				DNP			
Oct. 13	at Kansas State				DNP			
Oct. 27	Texas				DNP			
Nov. 3	at Baylor				DNP			
Nov. 10	at Oklahoma				DNP			
Nov. 17	West Virginia				DNP			
Nov. 24	at TCU				DNP			
Dec. 31	vs. Missouri	0	0	0	0	0	0	0

Brown's 2019 Game-by-Game Passing Stats

Date	Opponent	Cmp.	Att.	Int.	Yds.	TD	Long	Sack
Aug. 30	at Oregon State	0	0	0	0	0	0	0
Sept. 7	McNeese	7	10	0	142	2	69	0
Sept. 14	at Tulsa				DNP			
Sept. 21	at Texas				DNP			
Sept. 28	Kansas State				DNP			
Oct. 5	at Texas Tech							
Oct. 19	Baylor							
Oct. 26	at Iowa State							
Nov. 2	TCU							
Nov. 16	Kansas							
Nov. 23	at West Virginia							
Nov. 30	Oklahoma							

Brown's 2019 Game-by-Game Rushing Stats

Date	Opponent	No.	Gain	Loss	Net	TD	Long	Avg.
Aug. 30	at Oregon State	0	0	0	0	0	0	0
Sept. 7	McNeese	3	13	0	13	0	7	4.3
Sept. 14	at Tulsa				DNP			
Sept. 21	at Texas				DNP			
Sept. 28	Kansas State				DNP			
Oct. 5	at Texas Tech							
Oct. 19	Baylor							
Oct. 26	at Iowa State							
Nov. 2	TCU							
Nov. 16	Kansas							
Nov. 23	at West Virginia							
Nov. 30	Oklahoma							

Brown's Career Passing Stats

Year	G	Effic	Cmp-Att-Int	Pct	Yds	TD	Lng	Avg/G
2015			JUCO					
2016(UH)13	139.31	209-335-7	62.4	2,488	19	56	191.38	
2017(UH)12	128.97	254-412-8	61.7	2,785	18	85	232.08	
2018	1	0.0	0-0-0	-	0	0	0	0.0
2019	2	255.28	7-10-0	70.0	142	2	69	71.0
Career	28	135.2	470-757-15	62.1	5,415	39	85	193.39



Select Players Game-by-Game Stats

7 LD Brown

Running Back | 5-9 | 191 | R-Junior
Dallas, Texas/DeSoto

Career Highs

Rushes	10, twice, last at TCU, 2018
Rushing Yards	110 vs. Missouri State, 2018
Long Rush	77 vs. Missouri State, 2018

Brown's 2017 Game-by-Game Rushing Stats

Date	Opponent	No.	Gain	Loss	Net	TD	Long	Avg.
Aug. 31	Tulsa	5	95	3	92	1	73	18.4
Sept. 8	at South Alabama	10	38	0	38	0	13	3.8
Sept. 16	at Pittsburgh	4	12	4	8	0	6	2.0
Sept. 23	TCU			DNP				
Sept. 30	at Texas Tech			DNP				
Oct. 14	Baylor	2	19	0	19	0	12	9.5
Oct. 21	at Texas	0	0	0	0	0	0	0
Oct. 28	at West Virginia	4	11	5	6	0	5	1.5
Nov. 4	Oklahoma	0	0	0	0	0	0	0
Nov. 11	at Iowa State	0	0	0	0	0	0	0
Nov. 18	Kansas State	0	0	0	0	0	0	0
Nov. 25	Kansas	8	49	1	48	2	29	6.0
Dec. 28	vs. Virginia Tech	1	12	0	12	0	12	12.0

Brown's 2017 Game-by-Game Receiving Stats

Date	Opponent	No.	Yds.	TD	Long
Aug. 31	Tulsa	0	0	0	0
Sept. 8	at South Alabama	0	0	0	0
Sept. 16	at Pittsburgh	0	0	0	0
Sept. 23	TCU			DNP	
Sept. 30	at Texas Tech			DNP	
Oct. 14	Baylor	0	0	0	0
Oct. 21	at Texas	0	0	0	0
Oct. 28	at West Virginia	0	0	0	0
Nov. 4	Oklahoma	0	0	0	0
Nov. 11	at Iowa State	0	0	0	0
Nov. 18	Kansas State	0	0	0	0
Nov. 25	Kansas	1	-2	0	-2
Dec. 28	vs. Virginia Tech	0	0	0	0

Brown's 2018 Game-by-Game Rushing Stats

Date	Opponent	No.	Gain	Loss	Net	TD	Long	Avg.
Aug. 30	Missouri State	9	110	0	110	1	77	12.2
Sept. 8	South Alabama	1	14	0	14	0	14	14.0
Sept. 15	Boise State				DNP			
Sept. 22	Texas Tech				DNP			
Sept. 29	at Kansas				DNP			
Oct. 6	Iowa State	0	0	0	0	0	0	0.0
Oct. 13	at Kansas State	0	0	0	0	0	0	0.0
Oct. 27	Texas	0	0	0	0	0	0	0.0
Nov. 3	at Baylor	0	0	0	0	0	0	0.0
Nov. 10	at Oklahoma	1	5	0	5	0	5	5.0
Nov. 17	West Virginia	4	26	0	26	0	14	6.5
Nov. 24	at TCU	10	17	12	5	0	8	0.5
Dec. 31	vs. Missouri	2	3	0	3	0	3	1.5

Brown's 2018 Game-by-Game Receiving Stats

Date	Opponent	No.	Yds.	TD	Long
Aug. 30	Missouri State	0	0	0	0
Sept. 8	South Alabama	0	0	0	0
Sept. 15	Boise State			DNP	
Sept. 22	Texas Tech			DNP	
Sept. 29	at Kansas			DNP	
Oct. 6	Iowa State	0	0	0	0
Oct. 13	at Kansas State	0	0	0	0
Oct. 27	Texas	0	0	0	0
Nov. 3	at Baylor	0	0	0	0
Nov. 10	at Oklahoma	0	0	0	0
Nov. 17	West Virginia	0	0	0	0
Nov. 24	at TCU	0	0	0	0
Dec. 31	vs. Missouri	0	0	0	0

Brown's 2019 Game-by-Game Rushing Stats

Date	Opponent	No.	Gain	Loss	Net	TD	Long	Avg.
Aug. 30	at Oregon State	7	12	4	8	1	5	1.1
Sept. 7	McNeese	4	10	0	10	0	7	2.5
Sept. 14	at Tulsa	5	22	0	22	0	9	4.4
Sept. 21	at Texas	1	0	-4	-4	0	0	-4.0
Sept. 28	Kansas State	4	25	0	25	0	10	6.2
Oct. 5	at Texas Tech							
Oct. 19	Baylor							
Oct. 26	at Iowa State							
Nov. 2	TCU							
Nov. 16	Kansas							
Nov. 23	at West Virginia							
Nov. 30	Oklahoma							

Brown's 2019 Game-by-Game Receiving Stats

Date	Opponent	No.	Yds.	TD	Long
Aug. 30	at Oregon State	0	0	0	0
Sept. 7	McNeese	0	0	0	0
Sept. 14	at Tulsa	0	0	0	0
Sept. 21	at Texas	0	0	0	0
Sept. 28	Kansas State	0	0	0	0
Oct. 5	at Texas Tech				
Oct. 19	Baylor				
Oct. 26	at Iowa State				
Nov. 2	TCU				
Nov. 16	Kansas				
Nov. 23	at West Virginia				
Nov. 30	Oklahoma				

Brown's Career Rushing Stats

Year	G	Att.	Gain	Loss	Net	Avg.	TD	Long	Avg./G
2017	11	34	236	13	223	6.6	3	73	20.3
2018	10	27	175	12	163	6.0	1	77	16.3
2019	5	21	69	8	61	2.9	1	10	12.2
Career	26	82	480	33	447	5.5	5	77	17.2

87 Logan Carter

Cowboy Back | 6-4 | 245 | R-Junior
Henrietta, Texas/Henrietta

Career Highs

Receptions	1, four times, last vs. Kansas State, 2019
Receiving Yards	20 vs. West Virginia, 2018
Long Reception	20 vs. West Virginia, 2018

Carter's 2018 Game-by-Game Receiving Stats

Date	Opponent	No.	Yds.	TD	Long
Aug. 30	Missouri State	0	0	0	0
Sept. 8	South Alabama	0	0	0	0
Sept. 15	Boise State	0	0	0	0
Sept. 22	Texas Tech	0	0	0	0
Sept. 29	at Kansas	0	0	0	0
Oct. 6	Iowa State	0	0	0	0
Oct. 13	at Kansas State	0	0	0	0
Oct. 27	Texas	0	0	0	0
Nov. 3	at Baylor	0	0	0	0
Nov. 10	at Oklahoma	0	0	0	0
Nov. 17	West Virginia	1	20	1	20
Nov. 24	at TCU	0	0	0	0
Dec. 31	vs. Missouri	0	0	0	0

Carter's 2019 Game-by-Game Receiving Stats

Date	Opponent	No.	Yds.	TD	Long
Aug. 30	at Oregon State	1	1	0	1
Sept. 7	McNeese	1	6	0	6
Sept. 14	at Tulsa	0	0	0	0
Sept. 21	at Texas	0	0	0	0
Sept. 28	Kansas State	1	3	1	3
Oct. 5	at Texas Tech				
Oct. 19	Baylor				
Oct. 26	at Iowa State				
Nov. 2	TCU				
Nov. 16	Kansas				
Nov. 23	at West Virginia				
Nov. 30	Oklahoma				

Carter's Career Receiving Stats

Year	G	Rec.	Yds.	Avg.	TD	Long	Avg./G
2017	6	0	0	0.0	0	0	0.0
2018	13	1	20	20.0	1	20	1.5
2019	5	3	10	3.3	1	6	2.0
Career	24	4	30	7.5	2	20	1.2



Select Players Game-by-Game Stats

30 Chuba Hubbard

Running Back | 6-1 | 207 | R-Sophomore
Sherwood Park, Alberta, Canada/Bev Facey

Career Highs

Rushes	37 at Texas, 2019
Rushing Yards	296 vs. Kansas State, 2019
Rushing Touchdowns	3, three times, last at Tulsa, 2019
Long Rush	84 vs. Kansas State, 2019
Receptions	5, twice, last vs. West Virginia, 2018
Receiving Yards	65 vs. Missouri State, 2018
Long Reception	54 vs. Missouri State, 2018

Hubbard's 2018 Game-by-Game Rushing Stats

Date	Opponent	No.	Gain	Loss	Net	TD	Long	Avg.
Aug. 30	Missouri State	7	42	0	42	0	19	6.0
Sept. 8	South Alabama	6	49	3	46	1	22	7.7
Sept. 15	Boise State	1	0	2	-2	0	-2	-2.0
Sept. 22	Texas Tech	4	14	1	13	0	7	3.2
Sept. 29	at Kansas	5	57	0	57	1	27	11.4
Oct. 6	Iowa State	2	22	0	22	0	12	11.0
Oct. 13	at Kansas State	1	6	0	6	0	6	6.0
Oct. 27	Texas	9	87	7	80	0	21	8.9
Nov. 3	at Baylor	10	51	0	51	0	8	5.1
Nov. 10	at Oklahoma	22	104	0	104	3	18	4.7
Nov. 17	West Virginia	26	138	4	134	0	23	5.2
Nov. 24	at TCU	13	50	8	42	1	15	3.2
Dec. 31	vs. Missouri	18	146	1	145	1	33	8.1

Hubbard's 2018 Game-by-Game Receiving Stats

Date	Opponent	No.	Yds.	TD	Long
Aug. 30	Missouri State	3	65	1	54
Sept. 8	South Alabama	0	0	0	0
Sept. 15	Boise State	0	0	0	0
Sept. 22	Texas Tech	0	0	0	0
Sept. 29	at Kansas	0	0	0	0
Oct. 6	Iowa State	0	0	0	0
Oct. 13	at Kansas State	4	35	0	14
Oct. 27	Texas	1	1	0	1
Nov. 3	at Baylor	1	18	0	18
Nov. 10	at Oklahoma	5	49	0	19
Nov. 17	West Virginia	5	24	1	14
Nov. 24	at TCU	0	0	0	0
Dec. 31	vs. Missouri	3	37	0	14

Hubbard's 2019 Game-by-Game Rushing Stats

Date	Opponent	No.	Gain	Loss	Net	TD	Long	Avg.
Aug. 30	at Oregon State	26	227	6	221	3	53	8.5
Sept. 7	McNeese	8	47	3	44	1	18	5.5
Sept. 14	at Tulsa	32	257	1	256	3	75	8.0
Sept. 21	at Texas	37	138	17	121	2	13	3.3
Sept. 28	Kansas State	25	296	0	296	1	84	11.8
Oct. 5	at Texas Tech							
Oct. 19	Baylor							
Oct. 26	at Iowa State							
Nov. 2	TCU							
Nov. 16	Kansas							
Nov. 23	at West Virginia							
Nov. 30	Oklahoma							

Hubbard's 2019 Game-by-Game Receiving Stats

Date	Opponent	No.	Yds.	TD	Long
Aug. 30	at Oregon State	0	0	0	0
Sept. 7	McNeese	0	0	0	0
Sept. 14	at Tulsa	0	0	0	0
Sept. 21	at Texas	2	14	0	8
Sept. 28	Kansas State	2	7	0	5
Oct. 5	at Texas Tech				
Oct. 19	Baylor				
Oct. 26	at Iowa State				
Nov. 2	TCU				
Nov. 16	Kansas				
Nov. 23	at West Virginia				
Nov. 30	Oklahoma				

Hubbard's Career Rushing Stats

Year	G	Att.	Gain	Loss	Net	Avg.	TD	Long	Avg./G
2018	13	124	766	26	740	6.0	7	33	56.9
2019	5	128	965	27	938	7.3	10	84	187.6
Career	18	252	1,731	53	1,678	6.7	17	84	93.2

Hubbard's Career Receiving Stats

Year	G	Rec.	Yds.	Avg.	TD	Long	Avg./G
2018	13	22	229	10.4	2	54	17.6
2019	5	4	21	5.2	0	8	4.2
Career	18	26	250	9.6	2	54	13.9

8 Braydon Johnson

Wide Receiver | 6-1 | 195 | R-Sophomore
Arlington, Texas/Bowie

Career Highs

Receptions	1, five times, last at Texas, 2019
Receiving Yards	69 vs. McNeese, 2019
Long Reception	69 vs. McNeese, 2019

Johnson's 2018 Game-by-Game Receiving Stats

Date	Opponent	No.	Yds.	TD	Long
Aug. 30	Missouri State	0	0	0	0
Sept. 8	South Alabama	0	0	0	0
Sept. 15	Boise State	0	0	0	0
Sept. 22	Texas Tech	0	0	0	0
Sept. 29	at Kansas	0	1	0	0
Oct. 6	Iowa State	0	0	0	0
Oct. 13	at Kansas State		DNP		
Oct. 27	Texas	1	6	0	6
Nov. 3	at Baylor	1	0	0	0
Nov. 10	at Oklahoma		DNP		
Nov. 17	West Virginia	0	0	0	0
Nov. 24	at TCU	0	0	0	0
Dec. 31	vs. Missouri	0	0	0	0

Johnson's 2019 Game-by-Game Receiving Stats

Date	Opponent	No.	Yds.	TD	Long
Aug. 30	at Oregon State	0	0	0	0
Sept. 7	McNeese	1	69	1	69
Sept. 14	at Tulsa	1	2	0	2
Sept. 21	at Texas	1	55	0	55
Sept. 28	Kansas State	0	0	0	0
Oct. 5	at Texas Tech				
Oct. 19	Baylor				
Oct. 26	at Iowa State				
Nov. 2	TCU				
Nov. 16	Kansas				
Nov. 23	at West Virginia				
Nov. 30	Oklahoma				

Johnson's Career Receiving Stats

Year	G	Rec.	Yds.	Avg.	TD	Long	Avg./G
2018	11	2	7	3.5	0	6	0.6
2019	5	3	126	42.0	1	69	25.2
Career	16	5	133	26.6	1	69	8.3

12 Jordan McCray

Wide Receiver | 6-6 | 187 | R-Senior
Marietta, Ga./North Cobb/South Alabama

Career Highs

Receptions	4, four times, last vs. McNeese, 2019
Receiving Yards	74 at New Mexico State, 2017
Long Reception	41 vs. Arkansas State, 2017

McCray's 2016 Game-by-Game Receiving Stats (at South Alabama)

Date	Opponent	No.	Yds.	TD	Long
Sept. 3	at Mississippi State	0	0	0	0
Sept. 10	Georgia Southern	2	45	0	37
Sept. 17	at Louisiana-Lafayette		DNP		
Sept. 24	Nicholls	2	25	0	13
Oct. 1	San Diego State	0	0	0	0
Oct. 15	at Arkansas State	0	0	0	0
Oct. 20	Troy	0	0	0	0
Oct. 29	Georgia State	1	11	0	11
Nov. 5	at Louisiana-Monroe	0	0	0	0
Nov. 19	Presbyterian	0	0	0	0
Nov. 26	at Idaho	2	26	0	14
Dec. 3	New Mexico State	0	0	0	0
Dec. 30	vs. Air Force	0	0	0	0

McCray's 2017 Game-by-Game Receiving Stats (at South Alabama)

Date	Opponent	No.	Yds.	TD	Long
Sept. 2	at Ole Miss	2	12	0	8
Sept. 8	Oklahoma State	3	27	0	12
Sept. 16	Alabama A&M	0	0	0	0
Sept. 23	Idaho	1	10	0	10
Sept. 30	at Louisiana Tech		DNP		
Oct. 11	at Troy		DNP		
Oct. 21	Louisiana-Monroe	2	19	0	11
Oct. 26	at Georgia State	3	35	0	24
Nov. 4	Louisiana-Lafayette	1	6	0	6
Nov. 11	Arkansas State	4	72	0	41
Nov. 18	at Georgia Southern	2	15	0	8
Dec. 2	at New Mexico State	4	74	1	27

McCray's 2018 Game-by-Game Receiving Stats (at South Alabama)

Date	Opponent	No.	Yds.	TD	Long
Sept. 1	Louisiana Tech	2	14	0	9
Sept. 8	at Oklahoma State	3	19	0	9
Sept. 15	Texas State	4	31	1	23
Sept. 22	at Memphis	2	4	0	8
Sept. 29	at Appalachian State	3	43	0	34
Oct. 6	at Georgia Southern	2	0	0	5
Oct. 13	Alabama State	2	12	1	9
Oct. 23	Troy	3	60	1	26
Nov. 3	at Arkansas State	1	9	0	9
Nov. 10	Louisiana-Monroe	3	45	1	34
Nov. 17	at Louisiana-Lafayette	2	24	0	15
Nov. 23	Coastal Carolina	2	12	0	8

McCray's 2019 Game-by-Game Receiving Stats

Date	Opponent	No.	Yds.	TD	Long
Aug. 30	at Oregon State	2	22	0	14
Sept. 7	McNeese	4	45	0	13
Sept. 14	at Tulsa	0	0	0	0
Sept. 21	at Texas	1	10	0	10
Sept. 28	Kansas State	0	0	0	0
Oct. 5	at Texas Tech				
Oct. 19	Baylor				
Oct. 26	at Iowa State				
Nov. 2	TCU				
Nov. 16	Kansas				
Nov. 23	at West Virginia				
Nov. 30	Oklahoma				

McCray's Career Receiving Stats

Year	G	Rec.	Yds.	Avg.	TD	Long	Avg./G
2016(USA)	12	7	107	15.3	0	37	8.9
2017(USA)	10	22	270	12.3	1	41	27.0
2018(USA)	12	29	273	9.4	4	34	22.8
2019	5	7	77	11.0	0	14	15.4
Career	39	65	727	11.2	5	41	18.6



Select Players Game-by-Game Stats

35 C.J. Moore

Wide Receiver | 6-5 | 175 | R-Freshman
Tulsa, Okla./Union

Career Highs

Receptions	2 at Oregon State, 2019
Receiving Yards	59 vs. McNeese, 2019
Long Reception	59 vs. McNeese, 2019

Moore's 2018 Game-by-Game Receiving Stats (Redshirt)

Date	Opponent	No.	Yds.	TD	Long
Aug. 30	Missouri State	DNP			
Sept. 8	South Alabama	DNP			
Sept. 15	Boise State	DNP			
Sept. 22	Texas Tech	DNP			
Sept. 29	at Kansas	DNP			
Oct. 6	Iowa State	DNP			
Oct. 13	at Kansas State	DNP			
Oct. 27	Texas	DNP			
Nov. 3	at Baylor	DNP			
Nov. 10	at Oklahoma	DNP			
Nov. 17	West Virginia	DNP			
Nov. 24	at TCU	DNP			
Dec. 31	vs. Missouri	0	0	0	0

Moore's 2019 Game-by-Game Receiving Stats

Date	Opponent	No.	Yds.	TD	Long
Aug. 30	at Oregon State	2	16	1	0
Sept. 7	McNeese	1	59	1	59
Sept. 14	at Tulsa	0	0	0	0
Sept. 21	at Texas	0	0	0	0
Sept. 28	Kansas State	DNP			
Oct. 5	at Texas Tech				
Oct. 19	Baylor				
Oct. 26	at Iowa State				
Nov. 2	TCU				
Nov. 16	Kansas				
Nov. 23	at West Virginia				
Nov. 30	Oklahoma				

Moore's Career Receiving Stats

Year	G	Rec.	Yds.	Avg.	TD	Long	Avg./G
2018 (RS)	1	0	0	0.0	0	0	0.0
2019	4	3	75	25.0	2	59	18.8
Career	5	3	75	25.0	2	59	15.0

3 Spencer Sanders

Quarterback | 6-2 | 195 | R-Freshman
Denton, Texas/Ryan

Career Highs

Completions	19, twice, last at Texas, 2019
Attempts	32 at Texas, 2019
Yards	268 at Texas, 2019
Passing TD	3, twice, last vs. McNeese, 2019
Long Pass	90 at Tulsa, 2019
Rushes	18 at Texas, 2019
Rushing Yards	109, twice, last at Texas, 2019
Rushing Touchdowns	1, twice, last at Texas, 2019
Long Rush	33 at Texas, 2019

Sanders' 2019 Game-by-Game Passing Stats

Date	Opponent	Cmp.	Att.	Int.	Yds.	TD	Long	Sack
Aug. 30	at Oregon State	19	24	0	203	3	36	1
Sept. 7	McNeese	12	18	0	250	3	75	1
Sept. 14	at Tulsa	12	22	1	169	1	90	0
Sept. 21	at Texas	19	32	2	268	0	55	2
Sept. 28	Kansas State	16	25	2	153	1	53	2
Oct. 5	at Texas Tech							
Oct. 19	Baylor							
Oct. 26	at Iowa State							
Nov. 2	TCU							
Nov. 16	Kansas							
Nov. 23	at West Virginia							
Nov. 30	Oklahoma							

Sanders' 2019 Game-by-Game Rushing Stats

Date	Opponent	No.	Gain	Loss	Net	TD	Long	Avg.
Aug. 30	at Oregon State	13	119	10	109	0	30	8.4
Sept. 7	McNeese	12	62	11	51	0	11	4.2
Sept. 14	at Tulsa	9	65	6	59	1	27	6.6
Sept. 21	at Texas	18	118	9	109	1	33	6.1
Sept. 28	Kansas State	14	76	24	52	0	29	3.7
Oct. 5	at Texas Tech							
Oct. 19	Baylor							
Oct. 26	at Iowa State							
Nov. 2	TCU							
Nov. 16	Kansas							
Nov. 23	at West Virginia							
Nov. 30	Oklahoma							

Sanders' Career Passing Stats

Year	G	Effic	Cmp-Att-Int	Pct	Yds	TD	Lng	Avg/G
2019	5	150.42	78-121-5	64.5	1,043	8	90	208.6
Career	5	150.42	78-121-5	64.5	1,043	8	90	208.6

Sanders' Career Rushing Stats

Year	G	Att.	Gain	Loss	Net	Avg.	TD	Long	Avg./G
2019	5	66	440	60	380	5.8	2	33	76.0
Career	5	66	440	60	380	5.8	2	33	76.0

17 Dillon Stoner

Wide Receiver | 6-0 | 198 | R-Junior
Tulsa, Okla./Jenks

Career Highs

Receptions	9 vs. West Virginia, 2018
Receiving Yards	127 vs. West Virginia, 2018
Long Reception	76 vs. Kansas, 2018

Stoner's 2016 Game-by-Game Receiving Stats (Redshirt)

Date	Opponent	No.	Yds.	TD	Long
Sept. 3	SE Louisiana	2	27	0	17
Sept. 10	Central Michigan	0	0	0	0
Sept. 17	Pittsburgh	0	0	0	0
Sept. 24	at Baylor	3	0	0	4
Oct. 1	Texas	DNP			
Oct. 8	Iowa State	DNP			
Oct. 22	at Kansas	DNP			
Oct. 29	West Virginia	DNP			
Nov. 5	at Kansas State	DNP			
Nov. 12	Texas Tech	DNP			
Nov. 19	at TCU	DNP			
Dec. 3	at Oklahoma	DNP			

Stoner's 2017 Game-by-Game Receiving Stats

Date	Opponent	No.	Yds.	TD	Long
Aug. 31	Tulsa	4	18	0	7
Sept. 8	at South Alabama	2	24	0	13
Sept. 16	at Pittsburgh	5	100	1	54
Sept. 23	TCU	3	39	1	14
Sept. 30	at Texas Tech	1	21	0	21
Oct. 14	Baylor	DNP			
Oct. 21	at Texas	2	15	0	8
Oct. 28	at West Virginia	3	44	0	27
Nov. 4	Oklahoma	4	53	0	30
Nov. 11	at Iowa State	4	41	1	19
Nov. 18	Kansas State	8	73	1	16
Nov. 25	Kansas	4	113	1	76
Dec. 28	vs. Virginia Tech	4	35	1	17

Stoner's 2018 Game-by-Game Receiving Stats

Date	Opponent	No.	Yds.	TD	Long
Aug. 30	Missouri State	4	29	0	9
Sept. 8	South Alabama	4	54	0	20
Sept. 15	Boise State	5	68	1	32
Sept. 22	Texas Tech	1	22	0	22
Sept. 29	at Kansas	DNP			
Oct. 6	Iowa State	1	31	0	31
Oct. 13	at Kansas State	1	11	0	11
Oct. 27	Texas	4	33	0	13
Nov. 3	at Baylor	4	60	0	26
Nov. 10	at Oklahoma	5	70	0	23
Nov. 17	West Virginia	9	127	0	26
Nov. 24	at TCU	4	39	0	24
Dec. 31	vs. Missouri	6	59	1	30

Stoner's 2019 Game-by-Game Receiving Stats

Date	Opponent	No.	Yds.	TD	Long
Aug. 30	at Oregon State	5	31	0	14
Sept. 7	McNeese	3	25	0	13
Sept. 14	at Tulsa	4	32	0	11
Sept. 21	at Texas	6	55	0	23
Sept. 28	Kansas State	1	5	0	5
Oct. 5	at Texas Tech				
Oct. 19	Baylor				
Oct. 26	at Iowa State				
Nov. 2	TCU				
Nov. 16	Kansas				
Nov. 23	at West Virginia				
Nov. 30	Oklahoma				

Stoner's Career Receiving Stats

Year	G	Rec.	Yds.	Avg.	TD	Long	Avg./G
2016(RS)	4	5	27	5.4	0	17	6.8
2017	12	44	576	13.1	6	76	48.0
2018	12	48	603	12.6	2	32	50.3
2019	5	19	148	7.8	0	23	29.6
Career	33	116	1,354	11.7	8	76	41.0



Select Players Game-by-Game Stats

2 Tylan Wallace

Wide Receiver | 6-0 | 185 | Junior
Fort Worth, Texas/South Hills

Career Highs

Receptions 10, three times, last at Oklahoma, 2018
Receiving Yards 222 vs. Texas, 2018
Long Reception 90 at Tulsa, 2019

Wallace's 2017 Game-by-Game Receiving Stats

Date	Opponent	No.	Yds.	TD	Long
Aug. 31	Tulsa	0	0	0	0
Sept. 8	at South Alabama	1	7	0	7
Sept. 16	at Pittsburgh	2	49	0	39
Sept. 23	TCU	0	0	0	0
Sept. 30	at Texas Tech	0	0	0	0
Oct. 14	Baylor	0	0	0	0
Oct. 21	at Texas	0	0	0	0
Oct. 28	at West Virginia	0	0	0	0
Nov. 4	Oklahoma	0	0	0	0
Nov. 11	at Iowa State	3	49	0	25
Nov. 18	Kansas State	1	13	0	13
Nov. 25	Kansas	0	0	0	0
Dec. 28	vs. Virginia Tech	0	0	0	0

Wallace's 2018 Game-by-Game Receiving Stats

Date	Opponent	No.	Yds.	TD	Long
Aug. 30	Missouri State	4	48	1	21
Sept. 8	South Alabama	10	166	1	33
Sept. 15	Boise State	5	105	0	43
Sept. 22	Texas Tech	7	123	0	31
Sept. 29	at Kansas	4	104	1	56
Oct. 6	Iowa State	5	82	1	42
Oct. 13	at Kansas State	5	90	0	45
Oct. 27	Texas	10	222	2	49
Nov. 3	at Baylor	8	122	1	33
Nov. 10	at Oklahoma	10	220	2	49
Nov. 17	West Virginia	7	62	2	14
Nov. 24	at TCU	4	64	0	29
Dec. 31	vs. Missouri	7	83	1	19

Wallace's 2019 Game-by-Game Receiving Stats

Date	Opponent	No.	Yds.	TD	Long
Aug. 30	at Oregon State	5	92	2	36
Sept. 7	McNeese	5	180	3	75
Sept. 14	at Tulsa	5	118	1	90
Sept. 21	at Texas	5	83	0	35
Sept. 28	Kansas State	8	145	0	33
Oct. 5	at Texas Tech				
Oct. 19	Baylor				
Oct. 26	at Iowa State				
Nov. 2	TCU				
Nov. 16	Kansas				
Nov. 23	at West Virginia				
Nov. 30	Oklahoma				

Wallace's Career Receiving Stats

Year	G	Rec.	Yds.	Avg.	TD	Long	Avg./G
2017	13	7	118	16.9	0	39	9.1
2018	13	86	1,491	17.3	12	56	114.7
2019	5	28	618	22.1	6	90	123.6
Career	31	121	2,227	18.4	18	90	71.8

1 Landon Wolf

Wide Receiver | 5-11 | 174 | R-Junior
Tulsa, Okla./East Central

Career Highs

Receptions 6, three times, last at TCU, 2018
Receiving Yards 116 at Kansas, 2018
Long Reception 42 at Kansas, 2018

Wolf's 2018 Game-by-Game Receiving Stats

Date	Opponent	No.	Yds.	TD	Long
Aug. 30	Missouri State	2	24	0	13
Sept. 8	South Alabama	2	17	0	16
Sept. 15	Boise State	0	0	0	0
Sept. 22	Texas Tech	0	0	0	0
Sept. 29	at Kansas	6	116	1	42
Oct. 6	Iowa State	6	63	1	27
Oct. 13	at Kansas State	0	0	0	0
Oct. 27	Texas	2	23	0	20
Nov. 3	at Baylor	0	-3	0	-3
Nov. 10	at Oklahoma	2	19	0	10
Nov. 17	West Virginia	4	47	0	15
Nov. 24	at TCU	6	40	0	11
Dec. 31	vs. Missouri	3	16	0	8

Wolf's 2019 Game-by-Game Receiving Stats

Date	Opponent	No.	Yds.	TD	Long
Aug. 30	at Oregon State	4	41	0	20
Sept. 7	McNeese	1	-1	0	-1
Sept. 14	at Tulsa	2	17	0	9
Sept. 21	at Texas	2	29	0	23
Sept. 28	Kansas State	3	-5	0	6
Oct. 5	at Texas Tech				
Oct. 19	Baylor				
Oct. 26	at Iowa State				
Nov. 2	TCU				
Nov. 16	Kansas				
Nov. 23	at West Virginia				
Nov. 30	Oklahoma				

Wolf's Career Receiving Stats

Year	G	Rec.	Yds.	Avg.	TD	Long	Avg./G
2017	13	0	0	0	0	0	0.0
2018	13	33	362	10.9	2	42	27.8
2019	5	12	81	6.8	0	23	16.2
Career	31	45	443	9.8	2	42	14.3

89 Jelani Woods

Cowboy Back | 6-7 | 265 | R-Sophomore
Ellenwood, Ga./Cedar Grove

Career Highs

Receptions 2, twice, last at Texas, 2019
Receiving Yards 32 vs. South Alabama, 2018
Long Reception 32 vs. South Alabama, 2018

Woods' 2018 Game-by-Game Receiving Stats

Date	Opponent	No.	Yds.	TD	Long
Aug. 30	Missouri State	0	0	0	0
Sept. 8	South Alabama	1	32	0	32
Sept. 15	Boise State	0	0	0	0
Sept. 22	Texas Tech	1	19	0	19
Sept. 29	at Kansas	1	5	0	5
Oct. 6	Iowa State	2	33	1	19
Oct. 13	at Kansas State	0	0	0	0
Oct. 27	Texas	1	16	1	16
Nov. 3	at Baylor	0	0	0	0
Nov. 10	at Oklahoma	1	15	0	15
Nov. 17	West Virginia	0	0	0	0
Nov. 24	at TCU		DNP		
Dec. 31	vs. Missouri		DNP		

Woods' 2019 Game-by-Game Receiving Stats

Date	Opponent	No.	Yds.	TD	Long
Aug. 30	at Oregon State	0	0	0	0
Sept. 7	McNeese	0	0	0	0
Sept. 14	at Tulsa	0	0	0	0
Sept. 21	at Texas	2	22	0	14
Sept. 28	Kansas State	1	-2	0	-2
Oct. 5	at Texas Tech				
Oct. 19	Baylor				
Oct. 26	at Iowa State				
Nov. 2	TCU				
Nov. 16	Kansas				
Nov. 23	at West Virginia				
Nov. 30	Oklahoma				

Woods' Career Receiving Stats

Year	G	Rec.	Yds.	Avg.	TD	Long	Avg./G
2018	11	7	120	17.1	2	32	10.9
2019	5	3	20	6.7	0	14	4.0
Career	16	10	140	14.0	2	32	8.8



Career Highs for Defensive Players (Sorted by Last Name)

24 Jarrick Bernard - S

Tackles	14 vs. Texas Tech, 2018
TFL	1.0, three times, last at Baylor, 2018
Sacks	1.0, twice, last vs. Kansas State, 2018
Interceptions	1 vs. Texas Tech, 2018

1 Calvin Bundage - LB

Tackles	12 vs. Boise State, 2018
TFL	2.5 vs. Kansas State, 2017
Sacks	2.0 vs. Oklahoma, 2017

98 Brendon Evers - DT

Tackles	2, four times, last at Texas, 2019
TFL	1.0 at Baylor, 2018
Sacks	1.0 at Baylor, 2018

94 Trace Ford - DE

Tackles	4, twice, last at Tulsa, 2019
Interceptions	No career interceptions
TFL	1.0 vs. McNeese, 2019
Sacks	1.0 vs. McNeese, 2019
Pass Break Ups	2 at Oregon State, 2019

4 A.J. Green - CB

Tackles	7 at Oregon State, 2019
TFL	1.5 vs. TCU, 2017
Pass Break Ups	3 vs. West Virginia, 2018
Interceptions	2 at West Virginia, 2017

16 Devin Harper - LB

Tackles	9 at Kansas, 2018
Sacks	1.5 vs. Boise State, 2018
TFL	1.5 vs. Boise State, 2018
Interceptions	1 vs. South Alabama, 2018

31 Kolby Harvell-Peel - S

Tackles	10 at Tulsa, 2019
Sacks	1.0, twice, last at Tulsa, 2019
TFL	2.0 at TCU, 2018

33 Kevin Henry - LB

Tackles	6 vs. Tulsa, 2017
TFL	1.0 vs. Tulsa, 2017
Sacks	No career sacks

42 Jayden Jernigan - DE

Tackles	5 at Tulsa, 2019
Interceptions	No career interceptions
TFL	1.0 vs. McNeese, 2019
Sacks	No career sacks
Pass Break Ups	No career pass break ups

81 Tyler Lacy - DE

Tackles	6, at Tulsa, 2019
TFL	0.5 at Tulsa, 2019
Sacks	No career sacks
Pass Break Ups	1 at Oregon State, 2019

40 Brock Martin - DE

Tackles	8 at Tulsa, 2019
Interceptions	No career interceptions
TFL	1.0, twice, last vs. McNeese, 2019
Sacks	1.0 vs. South Alabama, 2018
Fumbles Recovered	1, twice, last vs. Kansas State, 2019
Pass Break Ups	1 at Texas, 2019

2 Tanner McCalister - S

Tackles	4, twice, last at Tulsa, 2019
TFL	0.5 at Tulsa, 2019
Interceptions	No career interceptions
Pass Break Ups	1 at Oklahoma, 2018

92 Cameron Murray - DT

Tackles	4 at Tulsa, 2019
TFL	1.0 vs. Kansas State, 2019
Interceptions	No career interceptions
Pass Break Ups	1 at Oregon State, 2019

11 Amen Ogbongbemiga - LB

Tackles	11 at Texas, 2019
TFL	2.5 at Tulsa, 2019
Sacks	1.5 at Tulsa, 2019

38 Philip Redwine-Bryant - LB

Tackles	5 vs. McNeese, 2019
Interceptions	1 vs. McNeese, 2019
TFL	No career TFL
Sacks	No career sacks
Pass Break Ups	No career pass break ups

20 Malcolm Rodriguez - S

Tackles	12 at Oklahoma, 2018
TFL	2.5 vs. West Virginia, 2018
Pass Break Ups	1, three times, last vs. Kansas State, 2019
Interceptions	No career interceptions

91 Mike Scott - DE

Tackles	3, twice, last vs. Tulsa, 2019
Interceptions	No career interceptions
TFL	2.0 at Tulsa, 2019
Sacks	2.0 at Tulsa, 2019

5 Kemah Siverand - CB

Tackles	4 vs. Missouri, 2018
Pass Break Ups	1 vs. South Alabama, 2018
Interceptions	No career interceptions

3 Tre Sterling - S

Tackles	9 at Oregon State, 2019
TFL	1.5 at Oregon State, 2019
Pass Break Ups	1, three times, last vs. Kansas State, 2019
Interceptions	No career interceptions

25 Jason Taylor - S

Tackles	2, twice, last vs. McNeese, 2019
Pass Break Ups	No career pass break ups
Interceptions	No career interceptions

35 Samuela Tuihalamaka - DT

Tackles	6 at Tulsa, 2019
Interceptions	No career interceptions
TFL	0.5, twice, last at Texas, 2019
Sacks	1.0 vs. McNeese, 2019
Pass Break Ups	No career pass break ups

8 Rodarius Williams - CB

Tackles	9, twice, last at Oregon State, 2019
TFL	1.0, three times, last vs. McNeese, 2019
Pass Break Ups	2, four times, last vs. Iowa St., 2018
Interceptions	1 at Baylor, 2018



Starting Lineups/Player Career Starts

Game-by-Game Starting Lineups

Starting Lineups - Offense

		LT	LG	C	RG	RT	WR	WR	WR/CW	CW	RB	QB
8/30	at Oregon State	Galloway	Keyes	Wilson	Bray	Jenkins	Wallace	McCray	Carter	Woods	Hubbard	Sanders
9/7	McNeese	Galloway	Keyes	Wilson	Bray	Jenkins	Wallace	McCray	Stoner	Woods	Hubbard	Sanders
9/14	at Tulsa	Galloway	Keyes	Wilson	Bray	Jenkins	Wallace	McCray	Stoner	Woods	Hubbard	Sanders
9/21	at Texas	Galloway	Keyes	Wilson	Bray	Jenkins	Wallace	McCray	Stoner	Woods	Hubbard	Sanders
9/28	Kansas State	Bray	Keyes	Schneider	Wilson	Anthony	Wallace	McCray	Stoner	Carter	Hubbard	Sanders
10/5	at Texas Tech											
10/19	Baylor											
10/26	at Iowa State											
11/2	TCU											
11/16	Kansas											
11/23	at West Virginia											
11/30	Oklahoma											

Starting Lineups - Defense

		DE/DT	DT	DT	DE	LB	LB	CB	S	S	S	CB
8/30	at Oregon State	Lacy	Murray	Evers	Martin	Ogbongbemiga	Rodriguez	Green	Sterling	Bernard	Harvell-Peel	Williams
9/7	McNeese	Lacy	Murray	Evers	Martin	Ogbongbemiga	Rodriguez	Green	Sterling	Bernard	Harvell-Peel	Williams
9/14	at Tulsa	Lacy	Murray	Tuihalamaka	Martin	Ogbongbemiga	Rodriguez	Green	Sterling	Bernard	Harvell-Peel	Williams
9/21	at Texas	Lacy	Murray	Evers	Martin	Ogbongbemiga	Rodriguez	Green	Sterling	Bernard	Harvell-Peel	Williams
9/28	Kansas State	Antwine	Murray	Tuihalamaka	Martin	Ogbongbemiga	Rodriguez	Green	Sterling	Bernard	Harvell-Peel	Williams
10/5	at Texas Tech											
10/19	Baylor											
10/26	at Iowa State											
11/2	TCU											
11/16	Kansas											
11/23	at West Virginia											
11/30	Oklahoma											

Career Consecutive and Total Starts

		Consecutive	Total	[-----Starts by Year-----]						Consecutive	Total	[-----Starts by Year-----]			
Player, Pos.	Yr.	Starts	Starts	2019	2018	2017	2016	Player, Pos.	Yr.	Starts	Starts	2019	2018	2017	2016
A.J. Green, CB	Sr.	31	31	5	13	13	0	Tevin Jenkins, OL	RJr.	0	20	4	13	3	0
Rodarius Williams, CB	RJr.	31	31	5	13	13	0	Calvin Bundage, LB	Sr.	0	20	0	11	9	0
Tylan Wallace, WR	Jr.	18	18	5	13	0	0	Jelani Woods, CW	RSO.	0	11	4	7	0	0
Marcus Keyes, OL	RSr.	16	42	5	11	13	13	Dylan Galloway, OL	RJr.	0	9	4	5	0	0
Jarrick Bernard, S	So.	14	14	5	9	0	0	Tyler Lacy, DL	RFr.	0	4	4	0	0	0
Malcolm Rodriguez, LB	Jr.	11	15	5	10	0	0	Landon Wolf, WR	RJr.	0	3	0	3	0	0
Chuba Hubbard, RB	RSO.	9	9	5	4	0	0	Brendon Evers, DL	RSO.	0	3	3	0	0	0
Johnny Wilson, OL	RSr.	7	27	5	12	10	0	Kevin Henry, LB	RSr.	0	1	0	1	0	0
Jordan McCray, WR	RSr.	5	14	5	5	4	0	Devin Harper, LB	RJr.	0	1	0	1	0	0
Kolby Harvell-Peel, S	So.	5	9	5	4	0	0								
Cameron Murray, DT	RJr.	5	5	5	0	0	0								
Amen Ogbongbemiga, LB	RJr.	5	5	5	0	0	0								
Brock Martin, DL	RSO.	5	5	5	0	0	0								
Tre Sterling, S	RSO.	5	5	5	0	0	0								
Bryce Bray, OL	RFr.	5	5	5	0	0	0								
Spencer Sanders, QB	RFr.	5	5	5	0	0	0								
Dillon Stoner, WR	RJr.	4	17	4	7	6	0								
Israel Antwine, DT	So.	1	12	1	11	0	0								
Logan Carter, CW	RJr.	1	3	2	1	0	0								
Ry Schneider, OL	RJr.	1	2	1	1	0	0								
Samuela, Tuihalamaka, DT	RFr.	1	2	2	0	0	0								
Hunter Anthony, OL	RFr.	1	1	1	0	0	0								

Game-by-Game Captains

8/30	Oregon State	Stoner	Green	Rodriguez	Redwine-Bryant
9/7	McNeese	Stoner	Keyes	Rodriguez	McCalister
9/14	at Tulsa	Wallace	Green	Ogbongbemiga	Balous
9/21	at Texas	Wallace	Green	Metcalfe	Wilson
9/28	Kansas State	Keyes	Harvell-Peel	Rodriguez	Siverand
10/5	at Texas Tech				
10/19	Baylor				
10/26	at Iowa State				
11/2	TCU				
11/16	Kansas				
11/23	at West Virginia				
11/30	Oklahoma				



Explosive Plays/Scoring Summary

Passing plays - 20 yards or longer (17)

Yds	Connection	Opponent	Result of Pass	Result of Drive
90	Sanders to Wallace	Tulsa	Touchdown	Touchdown
75	Sanders to Wallace	McNeese	Touchdown	Touchdown
69	Sanders to Wallace	McNeese	Touchdown	Touchdown
69	Brown to Johnson	McNeese	Touchdown	Touchdown
59	Brown to Moore	McNeese	Touchdown	Touchdown
55	Sanders to Johnson	Texas	1st and Goal at UT 3	Touchdown
36	Sanders to Wallace	Oregon State	Touchdown	Touchdown
33	Sanders to Wallace	Kansas State	1st and 10 at KS 25	Field Goal
29	Sanders to Wallace	McNeese	1st and 10 at MCN 34	Touchdown
25	Sanders to Wallace	Kansas State	1st and 10 at 50	Punt
23	Sanders to Wolf	Texas	1st and Goal at UT 4	Field Goal
23	Sanders to Stoner	Texas	1st and 10 at OSU 45	Downs
23	Sanders to Wallace	Oregon State	1st and 10 at OSU 49	Touchdown
22	Sanders to Wallace	Kansas State	1st and 10 at KS 32	Field Goal
21	Sanders to Wallace	Oregon State	Touchdown	Touchdown
20	Sanders to Wallace	Oregon State	1st and Goal at ORST 5	Touchdown
20	Sanders to Wallace	Texas	1st and 10 at OSU 40	Field Goal

Running plays - 20 yards or longer (18)

Yds	Rusher	Opponent	Result of Rush	Result of Drive
84	Chuba Hubbard	Kansas State	Touchdown	Touchdown
75	Chuba Hubbard	Tulsa	Touchdown	Touchdown
53	Chuba Hubbard	Oregon State	Touchdown	Touchdown
53	Chuba Hubbard	Kansas State	1st and 10 at KS 40	Downs
44	Chuba Hubbard	Kansas State	1st and 10 at KS 19	Field Goal
33	Spencer Sanders	Texas	1st and 10 at UT 13	Touchdown
33	Chuba Hubbard	Tulsa	Touchdown	Touchdown
33	Chuba Hubbard	Oregon State	1st and 10 at ORST 15	Touchdown
30	Chuba Hubbard	Tulsa	Touchdown	Touchdown
30	Spencer Sanders	Oregon State	1st and 10 at ORST 14	Touchdown
29	Spencer Sanders	Kansas State	1st and 10 at KS 35	Interception
27	Spencer Sanders	Tulsa	Touchdown	Touchdown
26	Chuba Hubbard	Oregon State	1st and 10 at ORST 25	Touchdown
23	Spencer Sanders	Oregon State	1st and 10 at OSU 44	Field Goal
21	Spencer Sanders	Oregon State	1st and 10 at ORST 35	Touchdown
21	Spencer Sanders	Tulsa	1st and 10 at TLS 42	Touchdown
20	Chuba Hubbard	Tulsa	1st and 10 at OSU	Punt
20	Chuba Hubbard	Kansas State	1st and 10 at KS 16	Field Goal

Kick returns - 30 yards or longer (0)

Yds	Returner	Opponent	Result of Return	Result of Drive
-	-	-	-	-

Punt returns - 20 yards or longer (0)

Yds	Returner	Opponent	Result of Return	Result of Drive
-	-	-	-	-

Interception/fumble returns - 20 yards or longer (2)

Yds	Returner	Opponent	Result of Return	Result of Drive
27	A.J. Green	McNeese	Touchdown	Touchdown
22	Kolby Harvell-Peel	Texas	1st and 10 at UT 31	Downs

Aug. 30 at Oregon State

	Qtr.	Time	Plays	Yds.	Elapsed
Chuba Hubbard, 6 yd run	1	9:13	9	70	3:47
Matt Ammendola, 23 yd field goal	2	13:33	14	71	5:03
LD Brown, 5 yd run	2	9:41	7	86	2:34
Tylan Wallace, 36 yd pass from Sanders	2	6:45	5	51	1:51
Tylan Wallace, 21 yd pass from Sanders	2	2:02	8	80	3:14
Chuba Hubbard, 2 yd run	3	12:20	10	75	2:40
Chuba Hubbard, 53 yd run	3	7:54	6	75	1:56
C.J. Moore, 11 yd pass from Sanders	4	9:39	8	75	3:22

Sept. 7 vs. McNeese

	Qtr.	Time	Plays	Yds.	Elapsed
A.J. Green, 27 yd interception return	1	14:15	-	-	-
Tylan Wallace, 69 yd pass from Sanders	1	1:29	2	73	0:30
Chuba Hubbard, 4 yd run	2	7:43	15	91	4:13
Tylan Wallace, 4 yd pass from Sanders	2	1:29	11	91	3:30
Tylan Wallace, 75 yd pass from Sanders	3	14:48	1	75	0:12
C.J. Moore, 59 yd pass from Brown	3	9:15	5	75	2:00
Braydon Johnson, 69 yd pass from Brown	3	6:52	2	72	0:34
Micah Cooper, 1 yd run	3	6:04	1	1	0:03

Sept. 14 at Tulsa

	Qtr.	Time	Plays	Yds.	Elapsed
Chuba Hubbard, 75 yd run	1	14:50	1	75	0:10
Chuba Hubbard, 30 yd run	1	11:23	6	59	2:11
Matt Ammendola, 37 yd field goal	1	6:00	12	57	3:25
Matt Ammendola, 36 yd field goal	2	11:50	4	23	1:31
Spencer Sanders, 27 yd run	3	4:35	7	52	2:17
Tylan Wallace, 90 yd pass from Sanders	3	1:29	1	90	0:12
Chuba Hubbard, 33 yd run	4	2:34	7	65	2:16

Sept. 21 at Texas

	Qtr.	Time	Plays	Yds.	Elapsed
Matt Ammendola, 20 yd field goal	1	9:12	13	76	5:48
Matt Ammendola, 43 yd field goal	2	9:21	8	49	3:21
Spencer Sanders, 7 yd run	2	3:07	6	70	2:17
Chuba Hubbard, 1 yd run	2	0:11	4	15	0:42
Matt Ammendola, 27 yd field goal	3	8:02	11	74	3:44
Chuba Hubbard, 13 yd run	4	1:37	7	46	2:07

Sept. 28 vs. Kansas State

	Qtr.	Time	Plays	Yds.	Elapsed
Matt Ammendola, 25 yd field goal	1	6:12	7	51	2:18
Logan Carter, 3 yd pass from Sanders	1	3:57	5	26	1:25
Matt Ammendola, 21 yd field goal	2	8:40	8	61	3:25
Matt Ammendola, 29 yd field goal	2	2:06	8	58	3:29
Chuba Hubbard, 84 yd run	3	12:45	1	84	0:13
Matt Ammendola, 18 yd field goal	4	8:02	11	74	6:11



Drive Analysis

Oklahoma State Season Drive Chart

Opponent	Total Drives	Total Yard Line	Avg. Start Position	Start In Opp.	How Ended					Clock
					TD	FG	Missed FG	Punt	Downs	Turnover
at Oregon State	11	555	Own 27	0	7	1	0	2	0	2
McNeese	15	580	Own 19	1	7	0	0	5	0	0
at Tulsa	14	506	Own 29	1	5	2	0	5	0	0
at Texas	14	494	Own 31	3	3	3	0	4	2	0
Kansas State	13	526	Own 31	1	2	4	0	4	1	0
at Texas Tech										
Baylor										
at Iowa State										
TCU										
Kansas										
at West Virginia										
Oklahoma										

Note: Non-offensive touchdowns and turnovers on punt returns and kick returns are not counted as drives.

Opponent Season Drive Chart

Opponent	Total Drives	Total Yard Line	Avg. Start Position	Start In Opp.	How Ended					Clock
					TD	FG	Missed FG	Punt	Downs	Turnover
at Oregon State	11	448	Own 26	0	5	1	0	4	1	0
McNeese	15	318	Own 32	2	2	0	0	8	3	0
at Tulsa	15	396	Own 26	2	3	0	0	8	2	0
at Texas	11	498	Own 34	3	5	0	0	4	1	0
Kansas State	13	244	Own 24	2	1	2	0	7	1	0
at Texas Tech										
Baylor										
at Iowa State										
TCU										
Kansas										
at West Virginia										
Oklahoma										

Note: Non-offensive touchdowns and turnovers on punt returns and kick returns are not counted as drives.

Scoring Drive Analysis

Plays Run	Okla. State		Opponent	
	TD	FG	TD	FG
1-5	11	1	2	0
6-10	10	5	9	1
11-15	3	4	3	2
16+	0	0	1	0
Yards Gained	Okla. State		Opponent	
	TD	FG	TD	FG
Negative Yards	0	0	0	0
0-9 yards	1	0	0	0
10-19 yards	1	0	0	0
20-29 yards	1	1	1	0
30-39 yards	0	0	0	0
40-49 yards	1	1	1	1
50-59 yards	3	3	0	0
60-69 yards	1	1	2	2
70-79 yards	10	4	7	0
80-89 yards	3	0	4	0
90-99 yards	3	0	0	0
Time Elapsed	Okla. State		Opponent	
	TD	FG	TD	FG
0:00-0:59	8	0	1	0
1:00-1:59	3	1	5	0
2:00-2:59	8	1	4	0
3:00-3:59	4	5	3	1
4:00-4:59	1	0	0	1
5:00-5:59	0	2	1	1
6:00-6:59	0	1	1	0
7:00-7:59	0	0	0	0
8:00-8:59	0	0	0	0
9:00-9:59	0	0	0	0
10:00+	0	0	0	0

Three-and-Out

For the purpose of this note, a three-and-out is defined as a possession in which three offensive plays were run without gaining a first down and those three plays were followed immediately by a punt, or a possession that resulted in a turnover before the offense gained a first down.

Game	OSU Three-and-Out/Drives	Opponent Three-and-Out/Drives
at Oregon State	2/11	3/11
McNeese	3/15	6/15
at Tulsa	3/14	5/15
at Texas	2/14	2/11
Kansas State	1/13	8/13
at Texas Tech		
Baylor		
at Iowa State		
TCU		
Kansas		
at West Virginia		
Oklahoma		

Downs Summary

Oklahoma State Offense

Down	Yardage Gained							Conv-Att*	Conv Pct.
	Neg. Yds.	0-3	4-6	7-9	10	11+	20+		
First Down	18	68	39	16	5	12	14	34-172	.197
Second Down	4	46	30	13	7	10	14	41-124	.330
Third Down	2	37	13	11	1	6	7	39-77	.506
Fourth Down	1	3	0	0	0	0	1	2-5	.400
Total	25	154	82	40	13	28	36	116-378	.307

Opponent Offense

Down	Yardage Gained							Conv-Att*	Conv Pct.
	Neg. Yds.	0-3	4-6	7-9	10	11+	20+		
First Down	10	72	18	15	0	1	9	26-153	.170
Second Down	5	63	26	14	3	9	2	31-123	.252
Third Down	2	23	16	6	2	14	5	36-85	.423
Fourth Down	2	5	1	0	0	2	1	3-10	.300
Total	19	163	61	35	5	26	17	96-371	.259

* Conv. = Plays that resulted in a first down or touchdown. Att = Total plays run

Game-Opening Drives

	Oklahoma State				Opponent			
	Plays	Yards	TOP	Result	Plays	Yards	TOP	Result
at Oregon State	9	70	3:47	TD	6	70	1:54	TD
McNeese	5	-3	2:38	Punt	2	1	0:45	INT
at Tulsa	1	75	0:10	TD	3	5	1:10	Punt
at Texas	13	76	5:48	FG	9	35	4:28	Punt
Kansas State	4	26	2:01	Punt	3	3	1:38	Punt
at Texas Tech								
Baylor								
at Iowa State								
TCU								
Kansas								
at West Virginia								
Oklahoma								

Second Half-Opening Drives

	Oklahoma State				Opponent			
	Plays	Yards	TOP	Result	Plays	Yards	TOP	Result
at Oregon State	10	75	2:40	TD	6	73	2:25	TD
McNeese	1	75	0:12	TD	7	82	3:33	TD
at Tulsa	6	17	3:40	Punt	5	8	3:04	Punt
at Texas	11	74	3:44	FG	7	36	3:14	Punt
Kansas State	1	84	0:13	TD	3	8	2:02	Punt
at Texas Tech								
Baylor								
at Iowa State								
TCU								
Kansas								
at West Virginia								
Oklahoma								



OSU in the Big 12 and NCAA Statistics

Team Stats

Category	Value	Big 12 Rank	NCAA Rank
Scoring Offense	40.8	3	14
Scoring Defense	24	6	53
Total Offense	532.2	2	10
Total Defense	380.8	7	61
Rushing Offense	291	2	6
Rushing Defense	165.8	6	85
Passing Offense	241.2	6	68
Completion Percentage	0.654	5	38
Passing Yards Allowed	215	8	60
Team Passing Efficiency	156.84	5	33
Team Passing Efficiency Defense	128.31	6	61
Passing Yards per Completion	13.55	2	27
Kickoff Returns	18.14	9	101
Kickoff Return Defense	21.5	9	83
Punt Returns	6.33	6	80
Punt Return Defense	0.67	1	8
Passes Intercepted	3	5	66
Passes Had Intercepted	5	10	95
Net Punting	38.2	5	65
Team Sacks	1.4	9	110
Team Tackles for Loss	4.8	9	103
Sacks Allowed	1.2	4	21
First Downs Offense	123	1	11
First Downs Defense	95	9	77
3rd Down Conversion Pct	0.52	5	12
3rd Down Conversion Pct Defense	0.429	7	97
4th Down Conversion Pct	0.4	6	94
4th Down Conversion Pct Defense	0.273	4	20
Fewest Penalty Yards Per Game	58.6	9	76
Time of Possession	28:53	7	86
Turnover Margin	-0.4	8	90
Turnovers Gained	6	2	62
Fumbles Recovered	3	1	47
Red Zone Offense	0.955	2	11
Red Zone Defense	0.813	3	56

Individual Stats

3 Spencer Sanders - QB	Value	Big 12 Rank	NCAA Rank
Total Offense	284.6	5	27
Passing Yards per Completion	13.37	2	31
Yards per Pass Attempt	8.62	4	32
Passing TDs	8	5	40
Points Responsible For	60	5	40
Rushing Yards	380	5	40
Passing Efficiency	150.4	5	45
Passing Yards	1,043	4	47
Completion Percentage	0.645	8	48
Rush Yards Per Carry	5.76	6	49
Points Responsible For Per Game	12	6	60
Rushing Yards Per Game	76	7	65
Passing Yards Per Game	208.6	7	75
Completions Per Game	15.6	8	86

30 Chuba Hubbard - RB	Value	Big 12 Rank	NCAA Rank
All Purpose	200.2	1	1
Rushing TDs	10	1	1
Rushing Yards	938	1	1
Rushing Yards Per Game	187.6	1	1
Total Points Scored	60	1	3
Total Touchdowns	10	1	3
Scoring	12	1	6
Rush Yards Per Carry	7.33	4	12
Points Responsible For	60	5	40
Points Responsible For Per Game	12	6	60
Total Offense	187.6	9	-

2 Tylan Wallace - WR	Value	Big 12 Rank	NCAA Rank
Receiving Yards	618	1	3
Receiving Yards Per Game	123.6	1	5
Receiving TDs	6	1	6
Yards per Reception	22.07	4	12
Total Touchdowns	6	3	23
All Purpose	123.6	3	28
Receptions Per Game	5.6	5	42
Total Points Scored	36	6	56
Scoring	7.2	13	96
Points Responsible For	36	14	-
Points Responsible For Per Game	7.2	22	-

35 C.J. Moore - WR	Value	Big 12 Rank	NCAA Rank
Receiving TDs	2	12	-

17 Dillon Stoner - WR	Value	Big 12 Rank	NCAA Rank
Punt Returns	6.3	5	50
Receptions Per Game	3.8	14	-
Combined Kick Returns	57	17	-

7 LD Brown - RB	Value	Big 12 Rank	NCAA Rank
Combined Kick Returns	85	10	-

49 Matt Ammendola - K	Value	Big 12 Rank	NCAA Rank
Field Goal Percentage	1	1	1
Field Goals Per Game	2	2	5
Total Points Scored	54	2	5
Scoring	10.8	3	10
Points Responsible For	54	7	55
Points Responsible For Per Game	10.8	10	79

11 Amen Ogbongbemiga - LB	Value	Big 12 Rank	NCAA Rank
Tackles For Loss	1.3	8	42
Solo Tackles	5.2	5	43
Sacks	0.7	5	52
Total Tackles	8.4	5	60

4 A.J. Green - CB	Value	Big 12 Rank	NCAA Rank
Total Interceptions	1	7	73

38 Philip Redwine-Bryant - LB	Value	Big 12 Rank	NCAA Rank
Total Interceptions	1	7	73

20 Malcolm Rodriguez - LB	Value	Big 12 Rank	NCAA Rank
Total Tackles	8.4	5	60

31 Kolby Harvell-Peel - S	Value	Big 12 Rank	NCAA Rank
Fumbles Recovered	1	1	25
Forced Fumbles	0.4	2	29
Total Interceptions	1	7	73
Total Tackles	6.4	16	-

3 Tre Sterling - S	Value	Big 12 Rank	NCAA Rank
Total Tackles	6	18	-

40 Brock Martin - DL	Value	Big 12 Rank	NCAA Rank
Fumbles Recovered	1	1	25

33 Kevin Henry - LB	Value	Big 12 Rank	NCAA Rank
Forced Fumbles	0.25	4	67

23 Gabe Lemons - S	Value	Big 12 Rank	NCAA Rank
Forced Fumbles	0.25	4	67

5 Kemah Siverand - CB	Value	Big 12 Rank	NCAA Rank
Fumbles Recovered	1	1	25

29 Tom Hutton - P	Value	Big 12 Rank	NCAA Rank
Punting	39.3	6	88

- Player does not rank in the NCAA top 100 in this category



Oklahoma State Statistics

Record:	Overall	Home	Away	Neutral
ALL GAMES	4-1-0	2-0-0	2-1-0	0-0-0
CONFERENCE	1-1-0	1-0-0	0-1-0	0-0-0
NON-CONFERENCE	3-0-0	1-0-0	2-0-0	0-0-0

Results

DATE	OPPONENT	W/L	SCORE	ATTEND
Aug 30, 2019	at Oregon State	W	52-36	31681
Sep 07, 2019	MCNEESE	W	56-14	55509
Sep 14, 2019	at Tulsa	W	40-21	28612
*Sep 21, 2019	at #13 Texas	L	30-36	96936
*Sep 28, 2019	#24 KANSAS STATE	W	26-13	55509

Team Statistics

	OSU	OPP
SCORING	204	120
Points Per Game	40.8	24.0
Points Off Turnovers	35	24
FIRST DOWNS	123	95
Rushing	65	46
Passing	42	42
Penalty	16	7
RUSHING YARDAGE	1455	829
Yards gained rushing	1562	924
Yards lost rushing	107	95
Rushing Attempts	242	212
Average Per Rush	6.0	3.9
Average Per Game	291.0	165.8
TDs Rushing	14	5
PASSING YARDAGE	1206	1075
Comp-Att-Int	89-136-5	88-160-3
Average Per Pass	8.9	6.7
Average Per Catch	13.6	12.2
Average Per Game	241.2	215.0
TDs Passing	10	10
TOTAL OFFENSE	2661	1904
Total Plays	378	372
Average Per Play	7.0	5.1
Average Per Game	532.2	380.8
KICK RETURNS: #-Yards	7-127	18-387
PUNT RETURNS: #-Yards	9-57	6-4
INT RETURNS: #-Yards	3-61	5-77
KICK RETURN AVERAGE	18.1	21.5
PUNT RETURN AVERAGE	6.3	0.7
INT RETURN AVERAGE	20.3	15.4
FUMBLES-LOST	7-3	6-3
PENALTIES-Yards	35-293	48-435
Average Per Game	58.6	87.0
PUNTS-Yards	20-788	31-1365
Average Per Punt	39.4	44.0
Net punt average	38.2	40.3
KICKOFFS-Yards	39-2347	24-1464
Average Per Kick	60.2	61.0
Net kick average	40.0	40.1
TIME OF POSSESSION/Game	28:54	31:06
3RD-DOWN Conversions	39/75	36/84
3rd-Down Pct	52%	43%
4TH-DOWN Conversions	2/5	3/11
4th-Down Pct	40%	27%
SACKS BY-Yards	7-53	6-33
MISC YARDS	0	0
TOUCHDOWNS SCORED	25	16
FIELD GOALS-ATTEMPTS	10-10	3-3
ON-SIDE KICKS	0-1	0-0
RED-ZONE SCORES	(21-22) 95%	(13-16) 81%
RED-ZONE TOUCHDOWNS	(12-22) 55%	(11-16) 69%
PAT-ATTEMPTS	(24-24) 100%	(13-13) 100%
ATTENDANCE	111018	157229
Games/Avg Per Game	2/55509	3/52410
Neutral Site Games		0/0

Score by Quarters	1st	2nd	3rd	4th	Total
Oklahoma State	51	64	65	24	204
Opponents	17	44	21	38	120

Rushing

	GP	Att	Gain	Loss	Net	Avg	TD	Long	Avg/G
Hubbard, Chuba	5	128	965	27	938	7.3	10	84	187.6
Sanders, Spencer	5	66	440	60	380	5.8	2	33	76.0
Brown, LD	5	21	69	8	61	2.9	1	10	12.2
Jeter, Jahmyl	3	11	35	1	34	3.1	0	6	11.3
Brown, Dru	2	3	13	0	13	4.3	0	7	6.5
Cooper, Micah	4	7	18	6	12	1.7	1	6	3.0
Stoner, Dillon	5	1	12	0	12	12.0	0	12	2.4
Glass, Deondrick	1	2	8	0	8	4.0	0	7	8.0
Green, A.J.	5	1	2	0	2	2.0	0	2	0.4
Wallace, Tylan	5	1	0	0	0	0.0	0	0	0.0
TEAM	3	1	0	5	-5	-5.0	0	0	-1.7
Total.....	5	242	1562	107	1455	6.0	14	84	291.0
Opponents.....	5	212	924	95	829	3.9	5	52	165.8

Passing

	G	Effic	Cmp-Att-Int	Pct	Yds	TD	Lng	Avg/G
Sanders, Spencer	5	150.42	78-121-5	64.5	1043	8	90	208.6
Brown, Dru	2	255.28	7-10-0	70.0	142	2	69	71.0
Taylor, Shaun	1	144.10	4-4-0	100.0	21	0	8	21.0
McClure, Jake	5	0.00	0-1-0	0.0	0	0	0	0.0
Total.....	5	156.84	89-136-5	65.4	1206	10	90	241.2
Opponents.....	5	128.31	88-160-3	55.0	1075	10	73	215.0

Receiving

	G	No.	Yds	Avg	TD	Long	Avg/G
Wallace, Tylan	5	28	618	22.1	6	90	123.6
Stoner, Dillon	5	19	148	7.8	0	23	29.6
Wolf, Landon	5	12	81	6.8	0	23	16.2
McCray, Jordan	5	7	77	11.0	0	14	15.4
Hubbard, Chuba	5	4	21	5.2	0	8	4.2
Johnson, Braydon	5	3	126	42.0	1	69	25.2
Moore, C.J.	4	3	75	25.0	2	59	18.8
Woods, Jelani	5	3	20	6.7	0	14	4.0
Greenwood, LC	1	3	12	4.0	0	6	12.0
Carter, Logan	5	3	10	3.3	1	6	2.0
Metcalfe, Dayton	5	2	6	3.0	0	3	1.2
Anderson, Langston	1	1	8	8.0	0	8	8.0
Morris, Jacob	1	1	4	4.0	0	4	4.0
Total.....	5	89	1206	13.6	10	90	241.2
Opponents.....	5	88	1075	12.2	10	73	215.0

Total Offense

	G	Plays	Rush	Pass	Total	Avg/G
Sanders, Spencer	5	187	380	1043	1423	284.6
Hubbard, Chuba	5	128	938	0	938	187.6
Brown, Dru	2	13	13	142	155	77.5
Brown, LD	5	21	61	0	61	12.2
Jeter, Jahmyl	3	11	34	0	34	11.3
Taylor, Shaun	1	4	0	21	21	21.0
Cooper, Micah	4	7	12	0	12	3.0
Stoner, Dillon	5	1	12	0	12	2.4
Glass, Deondrick	1	2	8	0	8	8.0
Green, A.J.	5	1	2	0	2	0.4
TEAM	3	1	-5	0	-5	-1.7
Total.....	5	378	1455	1206	2661	532.2
Opponents.....	5	372	829	1075	1904	380.8



Oklahoma State Statistics

Scoring

			PATs							
	TD	FGs	Kick	Rush	Rcv	Pass	DXP	Saf	Points	
Hubbard, Chuba	10	0-0	0-0	0-0	0	0-0	0	0	60	
Ammendola, Matt	0	10-10	24-24	0-0	0	0-0	0	0	54	
Wallace, Tylan	6	0-0	0-0	0-0	0	0-0	0	0	36	
Moore, C.J.	2	0-0	0-0	0-0	0	0-0	0	0	12	
Sanders, Spencer	2	0-0	0-0	0-0	0	0-0	0	0	12	
Carter, Logan	1	0-0	0-0	0-0	0	0-0	0	0	6	
Cooper, Micah	1	0-0	0-0	0-0	0	0-0	0	0	6	
Green, A.J.	1	0-0	0-0	0-0	0	0-0	0	0	6	
Brown, LD	1	0-0	0-0	0-0	0	0-0	0	0	6	
Johnson, Braydon	1	0-0	0-0	0-0	0	0-0	0	0	6	
Total.....	25	10-10	24-24	0-1	0	0-0	0	0	204	
Opponents.....	16	3-3	13-13	0-0	1	1-3	0	0	120	

Punt Returns

	No.	Yds	Avg	TD	Long
Stoner, Dillon	9	57	6.3	0	16
Total.....	9	57	6.3	0	16
Opponents.....	6	4	0.7	0	5

Interceptions

	No.	Yds	Avg	TD	Long
Green, A.J.	1	27	27.0	1	27
Redwine-Bryant, P.	1	12	12.0	0	12
Harvell-Peel, Kolby	1	22	22.0	0	22
Total.....	3	61	20.3	1	27
Opponents.....	5	77	15.4	0	37

Kick Returns

	No.	Yds	Avg	TD	Long
Brown, LD	5	85	17.0	0	20
Hubbard, Chuba	2	42	21.0	0	29
Total.....	7	127	18.1	0	29
Opponents.....	18	387	21.5	0	37

Fumble Returns

	No.	Yds	Avg	TD	Long
Total.....	0	0	0.0	0	0
Opponents.....	2	38	19.0	1	32

All-Purpose

	G	Rush	Rec	PR	KOR	IR	Tot	Avg/G
Hubbard, Chuba	5	938	21	0	42	0	1001	200.2
Wallace, Tylan	5	0	618	0	0	0	618	123.6
Sanders, Spencer	5	380	0	0	0	0	380	76.0
Stoner, Dillon	5	12	148	57	0	0	217	43.4
Brown, LD	5	61	0	0	85	0	146	29.2
Johnson, Braydon	5	0	126	0	0	0	126	25.2
Wolf, Landon	5	0	81	0	0	0	81	16.2
McCray, Jordan	5	0	77	0	0	0	77	15.4
Moore, C.J.	4	0	75	0	0	0	75	18.8
Jeter, Jahmyl	3	34	0	0	0	0	34	11.3
Green, A.J.	5	2	0	0	0	27	29	5.8
Harvell-Peel, Kolby	5	0	0	0	0	22	22	4.4
Woods, Jelani	5	0	20	0	0	0	20	4.0
Brown, Dru	2	13	0	0	0	0	13	6.5
Redwine-Bryant, P.	5	0	0	0	0	12	12	2.4
Cooper, Micah	4	12	0	0	0	0	12	3.0
Greenwood, LC	1	0	12	0	0	0	12	12.0
Carter, Logan	5	0	10	0	0	0	10	2.0
Glass, Deondrick	1	8	0	0	0	0	8	8.0
Anderson, Langston	1	0	8	0	0	0	8	8.0
Metcalfe, Dayton	5	0	6	0	0	0	6	1.2
Morris, Jacob	1	0	4	0	0	0	4	4.0
TEAM	3	-5	0	0	0	0	-5	-1.7
Total.....	5	1455	1206	57	127	61	2906	581.2
Opponents.....	5	829	1075	4	387	77	2372	474.4

Field Goals

	FGM-FGA	Pct	01-19	20-29	30-39	40-49	50-99	Lg	Blk
Ammendola, Matt10-10	100.0	1-1	6-6	2-2	1-1	0-0	43	0	

Field Goal Sequence

	Oklahoma State	OPPONENTS
Oregon State	(23)	(30)
McNeese	-	-
Tulsa	(37),(36)	-
Texas	(20),(43),(27)	-
Kansas State	(25),(21),(29),(18)	(46),(37)

Numbers in parentheses indicate field goal was made.

Punting

	No.	Yds	Avg	Long	TB	FC	I20	50+	Blkd
Hutton, Tom	19	747	39.3	52	1	10	8	1	0
McClure, Jake	1	41	41.0	41	0	1	0	0	0
Total.....	20	788	39.4	52	1	11	8	1	0
Opponents.....	31	1365	44.0	60	3	16	15	8	0

Kickoffs

	No.	Yds	Avg	TB	OB	Retn	Net	YdLn
McClure, Jake	34	2038	59.9	15	1			
Hale, Alex	5	309	61.8	1	0			
Total.....	39	2347	60.2	16	1	387	40.0	25
Opponents.....	24	1464	61.0	15	0	127	40.1	24



Oklahoma State Statistics

Defensive Stats

		-----Tackles-----				-Sacks-		---Pass Def---			-Fumbles-		Blkd	
		GP	Solo	Ast	Total	TFL/Yds	No-Yards	Int-Yds	BrUp	QBH	Rcv-Yds	FF	Kick	Saf
11	Ogbongbemiga, Amen	5	26	16	42	6.5-33	3.5-29	.	.	1
20	Rodriguez, Malcolm	5	22	20	42	2.0-8	.	.	2	2
31	Harvell-Peel, Kolby	5	22	10	32	1.0-9	1.0-9	1-22	2	.	1-0	2	.	.
3X	Sterling, Tre	5	18	12	30	4.0-13	0.5-4	.	3	1
4	Green, A.J.	5	17	4	21	.	.	1-27
24	Bernard,Jarrick	5	10	11	21	.	.	.	1
8	Williams, Rodarius	5	18	3	21	1.0-2	.	.	1	1
40	Martin, Brock	5	6	11	17	2.5-2	.	.	1	1	1-0	.	.	.
35	Tuihalamaka, Samuela	5	7	7	14	1.0-2	.	.	.	1	.	1	.	.
38	Redwine-Bryant, P.	5	8	5	13	.	.	1-12
2X	McCalister, Tanner	5	7	5	12	0.5-1
33	Henry, Kevin	4	7	5	12	.	.	.	1	1	.	1	.	.
92	Murray, Cameron	5	6	4	10	1.5-1	1.0-1	.	2	1
81	Lacy, Tyler	4	1	8	9	0.5-1	.	.	1	4
94	Ford, Trace	5	3	5	8	1.0-10	1.0-10	.	3	3
91	Scott, Mike	5	5	2	7	2
42	Jernigan,Jayden	5	3	4	7	1.0-3
16	Harper, Devin	2	2	4	6	1.5-5	.	.	.	1
98	Evers, Brendon	4	5	1	6
25	Taylor, Jason	5	3	2	5
13	Harper, Thomas	4	4	1	5
97	Fofana, Amadou	3	2	3	5	1
1B	Williams,Kanion	3	2	2	4
95	Antwine, Israel	2	3	1	4	1
14	Balous, Bryce	5	1	1	2
39	McClure, Jake	5	.	2	2
15	Flanagan, Sean	4	1	1	2	.	.	.	1
72	Wilson, Johnny	5	1	.	1
44	Farrar, Kamryn	1	1	.	1
47	Kropp, Carson	2	1	.	1
1	Wolf, Landon	5	1	.	1
99	Asi, Sione	2	.	1	1
89	Woods, Jelani	5	1	.	1
32	McCune, Kris	5	.	1	1
5	Siverand, Kemah	5	1	.	1	1-0	.	.	.
2	Wallace, Tylan	5	1	.	1
23	Lemons, Gabe	4	1	.	1	1	.	.
76	Galloway, Dylan	4	1	.	1
90	Cassity, Braden	5	1
Total.....		5	218	152	370	24-90	7-53	3-61	18	22	3-0	5	.	.
Opponents.....		5	244	112	356	29.0-96	6-33	5-77	14	9	3-38	5	.	.



Oklahoma State Statistics

Individual Game-by-Game Passing

	Att	Comp	Int	Pct	Yards	TD	Long	Sack	Yds	Effic
#3 Sanders, Spencer										
Oregon State	24	19	0	79.2	203	3	36	1	2	191.5
McNeese	18	12	0	66.7	250	3	75	1	11	238.3
Tulsa	22	12	1	54.5	169	1	90	0	0	125.0
Texas	32	19	2	59.4	268	0	55	2	6	117.2
Kansas State	25	16	2	64.0	153	1	33	2	14	112.6
TOTALS	121	78	5	64.5	1043	8	90	6	33	150.4
#6 Brown, Dru										
McNeese	10	7	0	70.0	142	2	69	0	0	255.3
TOTALS	10	7	0	70.0	142	2	69	0	0	255.3
#18 Taylor, Shaun										
McNeese	4	4	0	100.0	21	0	8	0	0	144.1
TOTALS	4	4	0	100.0	21	0	8	0	0	144.1
#39 McClure, Jake										
Texas	1	0	0	0.0	0	0	0	0	0	0.0
TOTALS	1	0	0	0.0	0	0	0	0	0	0.0

Individual Game-by-Game Rushing

	No-Yds/TD	ORST	MCN	TLS	UT	KS
Hubbard, Chuba RB	128-938/10	26-221/3	8-44/1	32-256/3	37-121/2	25-296/1
Sanders, Spencer QB	66-380/2	13-109/0	12-51/0	9-59/1	18-109/1	14-52/0
Brown, LD RB	21-61/1	7-8/1	4-10/0	5-22/0	1--4/0	4-25/0
Jeter, Jahmyl RB	11-34/0	DNP	11-34/0	DNP	-	-
Brown, Dru QB	3-13/0	-	3-13/0	DNP	DNP	DNP
Cooper, Micah RB	7-12/1	4-7/0	3-5/1	DNP	-	-
Stoner, Dillon WR	1-12/0	1-12/0	-	-	-	-
Glass, Deondrick RB	2-8/0	DNP	2-8/0	DNP	DNP	DNP
Green, A.J.	1-2/0	-	1-2/0	-	-	-
Wallace, Tylan WR	1-0/0	-	-	-	-	1-0/0
TEAM	1--5/0	1--5/0	DNP	-	-	DNP

Individual Game-by-Game Receiving

	No-Yds/TD	ORST	MCN	TLS	UT	KS
Wallace, Tylan WR	28-618/6	5-92/2	5-180/3	5-118/1	5-83/0	8-145/0
Stoner, Dillon WR	19-148/0	5-31/0	3-25/0	4-32/0	6-55/0	1-5/0
Johnson, Braydon WR	3-126/1	-	1-69/1	1-2/0	1-55/0	-
Wolf, Landon WR	12-81/0	4-41/0	1--1/0	2-17/0	2-29/0	3--5/0
McCray, Jordan WR	7-77/0	2-22/0	4-45/0	-	1-10/0	-
Moore, C.J. WR	3-75/2	2-16/1	1-59/1	-	-	DNP
Hubbard, Chuba RB	4-21/0	-	-	-	2-14/0	2-7/0
Woods, Jelani CW	3-20/0	-	-	-	2-22/0	1--2/0
Greenwood, LC WR	3-12/0	DNP	3-12/0	DNP	DNP	DNP
Carter, Logan CW	3-10/1	1-1/0	1-6/0	-	-	1-3/1
Anderson, L. WR	1-8/0	DNP	1-8/0	DNP	DNP	DNP
Metcalf, Dayton CW	2-6/0	-	2-6/0	-	-	-
Morris, Jacob WR	1-4/0	DNP	1-4/0	DNP	DNP	DNP

Individual Game-by-Game All-Purpose Yards

	TOTAL	ORST	MCN	TLS	UT	KS
Hubbard, Chuba	1001	250	44	269	135	303
Wallace, Tylan	618	92	180	118	83	145
Sanders, Spencer	380	109	51	59	109	52
Stoner, Dillon	217	47	25	80	55	10
Brown, LD	146	43	10	36	32	25
Johnson, Braydon	126	-	69	2	55	-
Wolf, Landon	81	41	-1	17	29	-5
McCray, Jordan	77	22	45	-	10	-
Moore, C.J.	75	16	59	-	-	DNP
Jeter, Jahmyl	34	DNP	34	DNP	-	-
Green, A.J.	29	-	29	-	-	-
Harvell-Peel, K	22	-	-	-	22	-
Woods, Jelani	20	-	-	-	22	-2
Brown, Dru	13	-	13	DNP	DNP	DNP
Redwine-Bryant	12	-	12	-	-	-
Greenwood, LC	12	DNP	12	DNP	DNP	DNP
Cooper, Micah	12	7	5	DNP	-	-
Carter, Logan	10	1	6	-	-	3
Anderson, L.	8	DNP	8	DNP	DNP	DNP
Glass, Deondrick	8	DNP	8	DNP	DNP	DNP
Metcalf, Dayton	6	-	6	-	-	-
Morris, Jacob	4	DNP	4	DNP	DNP	DNP
TEAM	-5	-5	-	-	-	-



Oklahoma State Statistics

Individual Game-by-Game Tackles

	UA-A	TOT	ORST	MCN	TLS	UT	KS
Rodriguez, M. LB	22-20	42	5-4	7-4	4-7	3-4	3-1
Ogbongbemiga, A LB	26-16	42	6-4	7-0	3-5	7-4	3-3
Harvell-Peel, K S	22-10	32	6-0	1-1	6-4	6-3	3-2
Sterling, Tre S	18-12	30	7-2	1-0	1-6	3-3	6-1
Williams, R. CB	18-3	21	8-1	3-1	1-1	4-0	2-0
Green, A.J. CB	17-4	21	5-2	2-0	5-1	3-1	2-0
Bernard,Jarrick S	10-11	21	2-2	-	1-3	3-4	4-2
Martin, Brock DE	6-11	17	1-0	2-0	1-7	2-2	0-2
Tuihalamaka, S. DT	7-7	14	1-0	1-0	2-4	1-3	2-0
Redwine-Bryant LB	8-5	13	1-1	4-1	1-1	1-0	1-2
McCalister, T. S	7-5	12	2-1	0-1	2-2	3-0	0-1
Henry, Kevin LB	7-5	12	DNP	1-0	1-2	3-1	2-2
Murray, Cameron DT	6-4	10	1-1	1-0	2-2	0-1	2-0
Lacy, Tyler DE	1-8	9	1-0	0-1	0-6	0-1	DNP
Ford, Trace DE	3-5	8	-	2-2	1-3	-	-
Jernigan,Jayden DT	3-4	7	-	1-0	2-3	-	0-1
Scott, Mike DE	5-2	7	1-0	2-0	2-1	-	0-1
Harper, Devin LB	2-4	6	DNP	DNP	DNP	0-1	2-3
Evers, Brendon DT	5-1	6	1-1	2-0	DNP	2-0	-
Harper, Thomas CB	4-1	5	-	3-0	1-1	-	DNP
Fofana, Amadou DE	2-3	5	1-0	0-1	1-2	DNP	DNP
Taylor, Jason S	3-2	5	1-1	2-0	0-1	-	-
Antwine, Israel DT	3-1	4	DNP	DNP	DNP	2-0	1-1
Williams,Kanion S	2-2	4	-	2-1	0-1	DNP	DNP
McClure, Jake	0-2	2	0-1	-	0-1	-	-
Balous, Bryce CB	1-1	2	-	1-0	0-1	-	-
Flanagan, Sean S	1-1	2	-	1-0	0-1	-	DNP
Galloway, Dylan	1-0	1	-	-	-	1-0	DNP
McCune, Kris S	0-1	1	0-1	-	-	-	-
Woods, Jelani	1-0	1	-	-	1-0	-	-
Siverand, Kemah CB	1-0	1	-	1-0	-	-	-
Asi, Sione DT	0-1	1	-	0-1	DNP	DNP	DNP
Lemons, Gabe CB	1-0	1	DNP	1-0	-	-	-
Farrar, Kamryn LB	1-0	1	DNP	1-0	DNP	DNP	DNP
Kropp, Carson LB	1-0	1	DNP	1-0	-	DNP	DNP
Wolf, Landon	1-0	1	-	-	1-0	-	-
Wilson, Johnny	1-0	1	-	-	-	-	1-0
Wallace, Tylan	1-0	1	-	-	-	-	1-0

Individual Game-by-Game Sacks

	UA-A	TOT	ORST	MCN	TLS	UT	KS
Ogbongbemiga, A LB	3-1	3.5	1.0-10	1.0-9	1.5-10	-	-
Ford, Trace DE	1-0	1.0	-	1.0-10	-	-	-
Murray, Cameron DT	1-0	1.0	-	-	-	-	1.0-1
Harvell-Peel, K S	1-0	1.0	-	-	1.0-9	-	-
Sterling, Tre S	0-1	0.5	-	-	0.5-4	-	-

Individual Game-by-Game Tackles For Loss

	UA-A	TOT	ORST	MCN	TLS	UT	KS
Ogbongbemiga, A LB	5-3	6.5	1.5-11	2.0-10	2.5-11	-	0.5-1
Sterling, Tre S	2-4	4.0	1.5-3	-	1.0-5	0.5-1	1.0-4
Martin, Brock DE	1-3	2.5	-	1.0-1	0.5-0	0.5-0	0.5-1
Rodriguez, M. LB	1-2	2.0	-	-	1.5-7	0.5-1	-
Harper, Devin LB	1-1	1.5	DNP	DNP	DNP	0.5-1	1.0-4
Murray, Cameron DT	1-1	1.5	-	-	-	0.5-0	1.0-1
Harvell-Peel, K S	1-0	1.0	-	-	1.0-9	-	-
Williams, R. CB	1-0	1.0	-	1.0-2	-	-	-
Tuihalamaka, S. DT	0-2	1.0	-	-	0.5-2	0.5-0	-
Ford, Trace DE	1-0	1.0	-	1.0-10	-	-	-
Jernigan,Jayden DT	1-0	1.0	-	1.0-3	-	-	-
Lacy, Tyler DE	0-1	0.5	-	-	0.5-1	-	DNP
McCalister, T. S	0-1	0.5	-	-	0.5-1	-	-



Oklahoma State Statistics

Individual Game-by-Game Fumbles

	No-Lost	ORST	MCN	TLS	UT	KS
Sanders, Spencer QB	3-1	-	-	1-1	1-0	1-0
Hubbard, Chuba RB	2-0	-	1-0	-	1-0	-
Stoner, Dillon WR	1-1	-	1-1	-	-	-
Glass, Deondrick RB	1-1	DNP	1-1	DNP	DNP	DNP

Individual Game-by-Game Fumbles Forced

	Number	ORST	MCN	TLS	UT	KS
Harvell-Peel, K	2	1	-	-	1	-
Lemons, Gabe	1	DNP	1	-	-	-
Tuihalamaka, S.	1	-	-	-	-	1
Henry, Kevin	1	DNP	1	-	-	-

Individual Game-by-Game Fumbles Recovered

	Number	ORST	MCN	TLS	UT	KS
Siverand, Kemah	1	-	-	-	1	-
Martin, Brock	1	-	-	-	-	1
Harvell-Peel, K	1	-	-	-	1	-

Individual Game-by-Game Punt Returns

	No-Yds	ORST	MCN	TLS	UT	KS
Stoner, Dillon	9-57	3-4	-	4-48	-	2-5

Individual Game-by-Game Kick Returns

	No-Yds	ORST	MCN	TLS	UT	KS
Brown, LD	5-85	2-35	-	1-14	2-36	-
Hubbard, Chuba	2-42	1-29	-	1-13	-	-

Individual Game-by-Game Interception Returns

	No-Yds	ORST	MCN	TLS	UT	KS
Redwine-Bryant	1-12	-	1-12	-	-	-
Harvell-Peel, K	1-22	-	-	-	1-22	-
Green, A.J.	1-27	-	1-27	-	-	-

Individual Game-by-Game Fumble Returns

No-Yds	ORST	MCN	TLS	UT	KS
-	-	-	-	-	-

Game-by-Game Team Comparison

Opponent	Score	Total	Rush	Pass	Pen	Number-Yards	Comp-Att-Int	Yards	Total Offense Plays-Yards	Return Yards	Turnovers
Oregon State	52-36	30/26	15/11	11/14	4/1	52-352/37-167	19-24-0/26-49-0	203/281	76-555/86-448	68/132	0/0
MCNEESE	56-14	25/13	14/6	9/6	2/1	44-167/47-161	23-32-0/12-25-2	413/157	76-580/72-318	39/107	2/2
Tulsa	40-21	21/22	12/13	4/7	5/2	46-337/53-158	12-22-1/19-35-0	169/238	68-506/88-396	75/79	2/0
Texas	30-36	26/26	12/12	11/12	3/2	56-226/43-217	19-33-2/20-28-1	268/281	89-494/71-498	58/86	2/3
KANSAS STATE	26-13	21/8	12/4	7/3	2/1	44-373/32-126	16-25-2/11-23-0	153/118	69-526/55-244	5/102	2/1
Totals	204-120	123/95	65/46	42/42	16/7	242-1455/212-829	89-136-5/88-160-3	1206/1075	378-2661/372-1904	245/506	8/6

Opponent	3rd Down Conversions	4th Down Conversions	Time of Possession	TOP Margin	Avg Yds/Rush	Avg Yds/Pass	Avg Yds/Play	Punting Number-Avg	Penalties Number-Yards
Oregon State	10-13/13-20	0-0/1-2	30:24/29:36	0:48	6.8/4.5	8.5/5.7	7.3/5.2	2-37.5/4-47.8	6-55/8-85
MCNEESE	11-16/4-16	0-0/1-4	28:15/31:45	-3:30	3.8/3.4	12.9/6.3	7.6/4.4	5-40.2/8-44.6	5-29/9-64
Tulsa	5-14/10-21	2-2/0-2	25:38/34:22	-8:44	7.3/3.0	7.7/6.8	7.4/4.5	5-44.8/8-45.0	9-80/17-156
Texas	9-19/8-14	0-2/0-1	29:19/30:41	-1:22	4.0/5.0	8.1/10.0	5.6/7.0	4-33.5/4-34.0	9-69/6-65
KANSAS STATE	4-13/1-13	0-1/1-2	30:52/29:08	1:44	8.5/3.9	6.1/5.1	7.6/4.4	4-38.5/7-45.9	6-60/8-65
Totals	39-75/36-84	2-5/3-11	144:28/155:32	-11:04	6.0/3.9	8.9/6.7	7.0/5.1	20-39.4/31-44.0	293/435

Game-by-Game Red-Zone Results

Oklahoma State Inside Opponent Red-Zone

Date	Opponent	Score	Times In RZ	Times Scored	Total Pts	TDs	Rush TDs	Pass TDs	FGs Made	Failed to score inside RZ						Game
Aug 30	at Oregon State	W	52-36	6	6	38	5	3	2	1	0	0	0	0	0	0
Sep 07	McNeese	W	56-14	3	3	21	3	2	1	0	0	0	0	0	0	0
Sep 14	at Tulsa	W	40-21	2	2	6	0	0	2	0	0	0	0	0	0	0
* Sep 21	at Texas	L	30-36	6	5	27	3	3	0	2	0	1	0	0	0	0
* Sep 28	Kansas State	W	26-13	5	5	19	1	0	1	4	0	0	0	0	0	0
Totals				22	21	111	12	8	4	9	0	1	0	0	0	0
21 of 22 (95.5%)																

Opponents Inside Oklahoma State Red-Zone

Date	Opponent	Score	Times In RZ	Times Scored	Total Pts	TDs	Rush TDs	Pass TDs	FGs Made	Failed to score inside RZ						Game
Aug 30	at Oregon State	W	52-36	5	5	29	4	1	3	1	0	0	0	0	0	0
Sep 07	McNeese	W	56-14	3	1	7	1	0	1	0	0	2	0	0	0	0
Sep 14	at Tulsa	W	40-21	3	2	14	2	2	0	0	0	1	0	0	0	0
* Sep 21	at Texas	L	30-36	3	3	22	3	1	2	0	0	0	0	0	0	0
* Sep 28	Kansas State	W	26-13	2	2	10	1	1	0	1	0	0	0	0	0	0
Totals				16	13	82	11	5	6	2	0	3	0	0	0	0
13 of 16 (81.2%)																



Oklahoma State Statistics

Game-by-Game Team Stats

		-----RUSHING-----				-----RECEIVING-----				-----PASSING-----				-----KICK RET-----				-----PUNT RET-----				Tot.		
Date	Opponent	No.	Yds	TD	Lg	No.	Yds	TD	Lg	Cmp	Att	Int	Yds	TD	Lg	No	Yds	TD	Lg	No	Yds	TD	Lg	Off.
Aug 30, 2019	at Oregon State	52	352	4	53	19	203	3	36	19-24-0	203	3	36	3	64	0	29	3	4	0	5	555		
Sep 07, 2019	MCNEESE	44	167	2	18	23	413	5	75	23-32-0	413	5	75	0	0	0	0	0	0	0	0	580		
Sep 14, 2019	at Tulsa	46	337	4	75	12	169	1	90	12-22-1	169	1	90	2	27	0	14	4	48	0	16	506		
Sep 21, 2019	at Texas	56	226	3	33	19	268	0	55	19-33-2	268	0	55	2	36	0	18	0	0	0	0	494		
Sep 28, 2019	KANSAS STATE	44	373	1	84	16	153	1	33	16-25-2	153	1	33	0	0	0	0	2	5	0	4	526		
	Totals	242	1455	14	84	89	1206	10	90	89-136-5	1206	10	90	7	127	0	29	9	57	0	16	2661		
	Opponent	212	829	5	52	88	1075	10	73	88-160-3	1075	10	73	18	387	0	37	6	4	0	5	1904		

Date	Opponent	TACKLES			TFL-Yds	SACKS		FUMBLE		Pass Int-Yds	QBH	Brk	Blkd Kick	Kicks		XPTS		Saf	Pts
		Solo	Asst	Total		No	Yds	FF	FR					Att	Mad	Run	Rcv		
Aug 30, 2019	at Oregon State	50	22	72	3.0-14	1	0-10	1	0-0	0-0	8	7	0	7-7	0	0	0	0	52
Sep 07, 2019	MCNEESE	50	14	64	6.0-26	2	0-19	2	0-0	2-39	1	4	0	8-8	0	0	0	0	56
Sep 14, 2019	at Tulsa	39	66	105	8.0-36	0	0-23	0	0-0	0-0	6	1	0	4-4	0	0	0	0	40
Sep 21, 2019	at Texas	44	28	72	3.0-3	1	0-0	1	2-0	1-22	2	3	0	3-3	0	0	0	0	30
Sep 28, 2019	KANSAS STATE	35	22	57	4.0-11	1	1-0	1	1-0	0-0	5	3	0	2-2	0	0	0	0	26
	Totals	218	152	370	24.0-90	5	7.0-53	5	3-0	3-61	22	18	0	24-24	0	0	0	0	204
	Opponent	244	112	356	29.0-96	5	6.0-33	5	3-38	5-77	9	14	0	13-13	0	1	0	0	120

		PUNTING									FIELD GOALS			KICKOFFS				
Date	Opponent	No	Yds	Avg	Long	Blkd	TB	FC	50+	I20	Att-Made	Lg	Blkd	No	Yds	Avg	TB	OB
Aug 30, 2019	at Oregon State	2	75	37.5	40	0	0	2	0	0	1-1	23	0	9	497	55.2	1	0
Sep 07, 2019	MCNEESE	5	201	40.2	45	0	0	4	0	0	0-0	0	0	9	583	64.8	5	0
Sep 14, 2019	at Tulsa	5	224	44.8	52	0	1	2	1	3	2-2	37	0	8	496	62.0	5	0
Sep 21, 2019	at Texas	4	134	33.5	43	0	0	0	0	1	3-3	43	0	6	337	56.2	2	1
Sep 28, 2019	KANSAS STATE	4	154	38.5	44	0	0	3	0	4	4-4	29	0	7	434	62.0	3	0
	Totals	20	788	39.4	52	0	1	11	1	8	10-10	43	0	39	2347	60.2	16	1
	Opponent	31	1365	44.0	60	0	3	16	8	15	3-3	46	0	24	1464	61.0	15	0

Game-by-Game Opponent Team Stats

		-----RUSHING-----				-----RECEIVING-----				-----PASSING-----				-----KICK RET-----				-----PUNT RET-----				Tot.		
Date	Opponent	No.	Yds	TD	Lg	No.	Yds	TD	Lg	Cmp	Att	Int	Yds	TD	Lg	No	Yds	TD	Lg	No	Yds	TD	Lg	Off.
Aug 30, 2019	at Oregon State	37	167	1	19	26	281	4	42	26-49-0	281	4	42	5	132	0	37	0	0	0	0	0	0	448
Sep 07, 2019	MCNEESE	47	161	0	52	12	157	1	41	12-25-2	157	1	41	4	75	0	21	1	0	0	0	0	0	318
Sep 14, 2019	at Tulsa	53	158	2	16	19	238	1	44	19-35-0	238	1	44	3	59	0	30	2	10	0	5	396		
Sep 21, 2019	at Texas	43	217	1	29	20	281	4	73	20-28-1	281	4	73	2	45	0	24	3	-6	0	0	0	0	498
Sep 28, 2019	KANSAS STATE	32	126	1	20	11	118	0	39	11-23-0	118	0	39	4	76	0	24	0	0	0	0	0	0	244
	Opponent totals	212	829	5	52	88	1075	10	73	88-160-3	1075	10	73	18	387	0	37	6	4	0	5	1904		
	Oklahoma State	242	1455	14	84	89	1206	10	90	89-136-5	1206	10	90	7	127	0	29	9	57	0	16	2661		

Date	Opponent	TACKLES			TFL-Yds	SACKS		FUMBLE		Pass Int-Yds	QBH	Brk	Blkd Kick	Kicks		XPTS		Saf	Pts
		Solo	Asst	Total		No	Yds	FF	FR					Att	Mad	Run	Rcv		
Aug 30, 2019	at Oregon State	55	26	81	9.0-26	1	0-2	0	0-0	0-0	1	1	0	3-3	0	0	0	0	36
Sep 07, 2019	MCNEESE	49	10	59	3.0-13	1	0-11	3	2-32	0-0	2	3	0	2-2	0	0	0	0	14
Sep 14, 2019	at Tulsa	30	48	78	1.0-1	0	0-0	0	1-6	1-4	3	3	0	3-3	0	0	0	0	21
Sep 21, 2019	at Texas	60	18	78	12.0-37	2	0-6	1	0-0	2-47	1	6	0	4-4	0	1	0	0	36
Sep 28, 2019	KANSAS STATE	50	10	60	4.0-19	1	0-14	1	0-0	2-26	2	1	0	1-1	0	0	0	0	13
	Opponent totals	244	112	356	29.0-96	5	6.0-33	5	3-38	5-77	9	14	0	13-13	0	1	0	0	120
	Oklahoma State	218	152	370	24.0-90	5	7.0-53	5	3-0	3-61	22	18	0	24-24	0	0	0	0	204

Date	Opponent	PUNTING									FIELD GOALS			KICKOFFS				
		No	Yds	Avg	Long	Blkd	TB	FC	50+	I20	Att-Made	Lg	Blkd	No	Yds	Avg	TB	OB
Aug 30, 2019	at Oregon State	4	191	47.8	53	0	0	1	2	2	1-1	30	0	7	441	63.0	4	0
Sep 07, 2019	MCNEESE	8	357	44.6	60	0	0	6	2	7	0-0	0	0	3	195	65.0	3	0
Sep 14, 2019	at Tulsa	8	360	45.0	60	0	1	3	3	1	0-0	0	0	4	226	56.5	1	0
Sep 21, 2019	at Texas	4	136	34.0	42	0	1	2	0	3	0-0	0	0	6	367	61.2	4	0
Sep 28, 2019	KANSAS STATE	7	321	45.9	54	0	1	4	1	2	2-2	46	0	4	235	58.8	3	0
	Opponent totals	31	1365	44.0	60	0	3	16	8	15	3-3	46	0	24	1464	61.0	15	0
	Oklahoma State	20	788	39.4	52	0	1	11	1	8	10-10	43	0	39	2347	60.2	16	1



Oklahoma State Statistics

Individual Game Highs

Rushes	37	Hubbard, Chuba at Texas (Sep 21, 2019)
Yards Rushing	296	Hubbard, Chuba vs Kansas State (Sep 28, 2019)
TD Rushes	3	Hubbard, Chuba at Oregon State (Aug 30, 2019)
		Hubbard, Chuba at Tulsa (Sep 14, 2019)
Long Rush	84	Hubbard, Chuba vs Kansas State (Sep 28, 2019)
Pass attempts	32	Sanders, Spencer at Texas (Sep 21, 2019)
Pass completions	19	Sanders, Spencer at Oregon State (Aug 30, 2019)
		Sanders, Spencer at Texas (Sep 21, 2019)
Yards Passing	268	Sanders, Spencer at Texas (Sep 21, 2019)
TD Passes	3	Sanders, Spencer at Oregon State (Aug 30, 2019)
		Sanders, Spencer vs McNeese (Sep 07, 2019)
Long Pass	90	Sanders, Spencer at Tulsa (Sep 14, 2019)
Receptions	8	Wallace, Tylan vs Kansas State (Sep 28, 2019)
Yards Receiving	180	Wallace, Tylan vs McNeese (Sep 07, 2019)
TD Receptions	3	Wallace, Tylan vs McNeese (Sep 07, 2019)
Long Reception	90	Wallace, Tylan at Tulsa (Sep 14, 2019)
Field Goals	4	Ammendola, Matt vs Kansas State (Sep 28, 2019)
Long Field Goal	43	Ammendola, Matt at Texas (Sep 21, 2019)
Punts	5	Hutton, Tom at Tulsa (Sep 14, 2019)
Punting Avg	44.8	Hutton, Tom at Tulsa (Sep 14, 2019)
Long Punt	52	Hutton, Tom at Tulsa (Sep 14, 2019)
Punts inside 20	4	Hutton, Tom vs Kansas State (Sep 28, 2019)
Long Punt Return	16	Stoner, Dillon at Tulsa (Sep 14, 2019)
Long Kickoff Return	29	Hubbard, Chuba at Oregon State (Aug 30, 2019)
Tackles	11	Rodriguez, Malcolm vs McNeese (Sep 07, 2019)
		Rodriguez, Malcolm at Tulsa (Sep 14, 2019)
		Ogbongbemiga, Amen at Texas (Sep 21, 2019)
Sacks	1.5	Ogbongbemiga, Amen at Tulsa (Sep 14, 2019)
Tackles For Loss	2.5	Ogbongbemiga, Amen at Tulsa (Sep 14, 2019)
Interceptions	1	Green, A.J. vs McNeese (Sep 07, 2019)
		Redwine-Bryant, P. vs McNeese (Sep 07, 2019)
		Harvell-Peel, Kolby at Texas (Sep 21, 2019)

Team Game Highs

Rushes	56	at Texas (Sep 21, 2019)
Yards Rushing	373	vs Kansas State (Sep 28, 2019)
Yards Per Rush	8.5	vs Kansas State (Sep 28, 2019)
TD Rushes	4	at Oregon State (Aug 30, 2019)
		at Tulsa (Sep 14, 2019)
Pass attempts	33	at Texas (Sep 21, 2019)
Pass completions	23	vs McNeese (Sep 07, 2019)
Yards Passing	413	vs McNeese (Sep 07, 2019)
Yards Per Pass	12.9	vs McNeese (Sep 07, 2019)
TD Passes	5	vs McNeese (Sep 07, 2019)
Total Plays	89	at Texas (Sep 21, 2019)
Total Offense	580	vs McNeese (Sep 07, 2019)
Yards Per Play	7.6	vs McNeese (Sep 07, 2019)
Points	56	vs McNeese (Sep 07, 2019)
Sacks By	3	at Tulsa (Sep 14, 2019)
First Downs	30	at Oregon State (Aug 30, 2019)
Penalties	9	at Tulsa (Sep 14, 2019)
		at Texas (Sep 21, 2019)
Penalty Yards	80	at Tulsa (Sep 14, 2019)
Turnovers	2	vs McNeese (Sep 07, 2019)
		at Tulsa (Sep 14, 2019)
		at Texas (Sep 21, 2019)
		vs Kansas State (Sep 28, 2019)
Interceptions By	2	vs McNeese (Sep 07, 2019)
Punts	5	vs McNeese (Sep 07, 2019)
		at Tulsa (Sep 14, 2019)
Punting Avg	44.8	at Tulsa (Sep 14, 2019)
Long Punt	52	at Tulsa (Sep 14, 2019)
Punts inside 20	4	vs Kansas State (Sep 28, 2019)
Long Punt Return	16	at Tulsa (Sep 14, 2019)

Opponent individual Game Highs

Rushes	29	Brooks, S., at Tulsa (Sep 14, 2019)
Yards Rushing	114	Keaontay Ingram, at Texas (Sep 21, 2019)
TD Rushes	2	Brooks, S., at Tulsa (Sep 14, 2019)
Long Rush	52	Orgeron, Cody, vs McNeese (Sep 07, 2019)
Pass attempts	42	Luton, Jake, at Oregon State (Aug 30, 2019)
Pass completions	23	Luton, Jake, at Oregon State (Aug 30, 2019)
Yards Passing	281	Sam Ehlinger, at Texas (Sep 21, 2019)
TD Passes	4	Sam Ehlinger, at Texas (Sep 21, 2019)
Long Pass	73	Sam Ehlinger, at Texas (Sep 21, 2019)
Receptions	12	Devin Duvernay, at Texas (Sep 21, 2019)
Yards Receiving	170	Hodgins, Isaiah, at Oregon State (Aug 30, 2019)
TD Receptions	2	Hodgins, Isaiah, at Oregon State (Aug 30, 2019)
Long Reception	73	Brennan Eagles, at Texas (Sep 21, 2019)
Field Goals	2	Lynch, Blake, vs Kansas State (Sep 28, 2019)
Long Field Goal	46	Lynch, Blake, vs Kansas State (Sep 28, 2019)
Punts	8	Raborn, Bailey, vs McNeese (Sep 07, 2019)
		Bennett, T., at Tulsa (Sep 14, 2019)
Punting Avg	47.8	Rodriguez, D., at Oregon State (Aug 30, 2019)
Long Punt	60	Raborn, Bailey, vs McNeese (Sep 07, 2019)
		Bennett, T., at Tulsa (Sep 14, 2019)
Punts inside 20	7	Raborn, Bailey, vs McNeese (Sep 07, 2019)
Long Punt Return	5	Stokes, K., at Tulsa (Sep 14, 2019)
Long Kickoff Return	37	Flemings, Champ, at Oregon State (Aug 30, 2019)
Tackles	12	Wilson, Shawn, at Oregon State (Aug 30, 2019)
		Caden Sterns, at Texas (Sep 21, 2019)
Sacks	2.0	Hubert, Wyatt, vs Kansas State (Sep 28, 2019)
Tackles For Loss	2.0	Gumbs, Addison, at Oregon State (Aug 30, 2019)
		Brandon Jones, at Texas (Sep 21, 2019)
		Joseph Ossai, at Texas (Sep 21, 2019)
		Ta'Quon Graham, at Texas (Sep 21, 2019)
Interceptions	1	Hubert, Wyatt, vs Kansas State (Sep 28, 2019)
		Robinson II, R., at Tulsa (Sep 14, 2019)
		Chris Brown, at Texas (Sep 21, 2019)
		Montrell Estell, at Texas (Sep 21, 2019)
		Patterson, D., vs Kansas State (Sep 28, 2019)
		Sullivan, E., vs Kansas State (Sep 28, 2019)

Opponent Team Game Highs

Rushes	53	at Tulsa (Sep 14, 2019)
Yards Rushing	217	at Texas (Sep 21, 2019)
Yards Per Rush	5.0	at Texas (Sep 21, 2019)
TD Rushes	2	at Tulsa (Sep 14, 2019)
Pass attempts	49	at Oregon State (Aug 30, 2019)
Pass completions	26	at Oregon State (Aug 30, 2019)
Yards Passing	281	at Oregon State (Aug 30, 2019)
		at Texas (Sep 21, 2019)
Yards Per Pass	10.0	at Texas (Sep 21, 2019)
TD Passes	4	at Oregon State (Aug 30, 2019)
		at Texas (Sep 21, 2019)
Total Plays	88	at Tulsa (Sep 14, 2019)
Total Offense	498	at Texas (Sep 21, 2019)
Yards Per Play	7.0	at Texas (Sep 21, 2019)
Points	36	at Oregon State (Aug 30, 2019)
		at Texas (Sep 21, 2019)
Sacks By	2	at Texas (Sep 21, 2019)
		vs Kansas State (Sep 28, 2019)
First Downs	26	at Oregon State (Aug 30, 2019)
		at Texas (Sep 21, 2019)
Penalties	17	at Tulsa (Sep 14, 2019)
Penalty Yards	156	at Tulsa (Sep 14, 2019)
Turnovers	3	at Texas (Sep 21, 2019)
Interceptions By	2	at Texas (Sep 21, 2019)
		vs Kansas State (Sep 28, 2019)
Punts	8	vs McNeese (Sep 07, 2019)
		at Tulsa (Sep 14, 2019)
Punting Avg	47.8	at Oregon State (Aug 30, 2019)
Long Punt	60	vs McNeese (Sep 07, 2019)
		at Tulsa (Sep 14, 2019)
Punts inside 20	7	vs McNeese (Sep 07, 2019)
Long Punt Return	5	at Tulsa (Sep 14, 2019)



Oklahoma State Statistics

Game-by-Game Player Participation

	Name	GP/GS	ORST	MCN	TLS	UT	KS
1J	Alexander, T.	5/-	XXX	XXX	XXX	XXX	XXX
49	Ammendola, Matt	5/-	XXX	XXX	XXX	XXX	XXX
88	Anderson, L.	1/-	...	XXX
77	Anthony, Hunter	3/1	XXX	XXX	START
95	Antwine, Israel	2/1	XXX	START
99	Asi, Sione	2/-	XXX	XXX
14	Balous, Bryce	5/-	XXX	XXX	XXX	XXX	XXX
24	Bernard,Jarrick	5/5	START	START	START	START	START
78	Bray, Bryce	5/5	START	START	START	START	START
6	Brown, Dru	2/-	XXX	XXX
7	Brown, LD	5/-	XXX	XXX	XXX	XXX	XXX
6X	Cardwell, J.	2/-	XXX	XXX
63	Carnagey, Dylan	1/-	...	XXX
87	Carter, Logan	5/2	START	XXX	XXX	XXX	START
90	Cassity, Braden	5/-	XXX	XXX	XXX	XXX	XXX
2F	Cooper, Micah	4/-	XXX	XXX	...	XXX	XXX
36	Dizadare, N.	1/-	XXX
98	Evers, Brendon	4/3	START	START	...	START	XXX
44	Farrar, Kamryn	1/-	...	XXX
52	Farrell, Jacob	2/-	XXX	XXX
15	Flanagan, Sean	4/-	XXX	XXX	XXX	XXX	...
97	Fofana, Amadou	3/-	XXX	XXX	XXX
94	Ford, Trace	5/-	XXX	XXX	XXX	XXX	XXX
76	Galloway, Dylan	4/4	START	START	START	START	...
4X	Glass,Deondrick	1/-	...	XXX
4	Green, A.J.	5/5	START	START	START	START	START
80	Greenwood, LC	1/-	...	XXX
19	Hale, Alex	2/-	...	XXX	XXX
16	Harper, Devin	2/-	XXX	XXX
10	Harper, Thomas	4/-	XXX	XXX	XXX	XXX	...
31	Harvell-Peel, K	5/5	START	START	START	START	START
53	Hembrough, Matt	5/-	XXX	XXX	XXX	XXX	XXX
33	Henry, Kevin	4/-	...	XXX	XXX	XXX	XXX
30	Hubbard, Chuba	5/5	START	START	START	START	START
29	Hutton, Tom	5/-	XXX	XXX	XXX	XXX	XXX
37	Isuman-Hundley	1/-	...	XXX
73	Jenkins, Teven	4/4	START	START	START	START	...
42	Jernigan,Jayden	5/-	XXX	XXX	XXX	XXX	XXX
28	Jeter, Jahmyl	3/-	...	XXX	...	XXX	XXX
8X	Johnson,Braydon	5/-	XXX	XXX	XXX	XXX	XXX
22	Jones, Demarco	1/-	...	XXX
79	Kegel, Matt	5/-	XXX	XXX	XXX	XXX	XXX
75	Keyes, Marcus	5/5	START	START	START	START	START
5B	Kopenski, Ben	1/-	...	XXX
47	Kropp, Carson	2/-	...	XXX	XXX
8I	Lacy, Tyler	4/4	START	START	START	START	...
2G	Lemons, Gabe	4/-	...	XXX	XXX	XXX	XXX
40	Martin, Brock	5/5	START	START	START	START	START
2X	McCalister, T.	5/-	XXX	XXX	XXX	XXX	XXX
39	McClure, Jake	5/-	XXX	XXX	XXX	XXX	XXX
12	McCray, Jordan	5/5	START	START	START	START	START
32	McCune, Kris	5/-	XXX	XXX	XXX	XXX	XXX
85	McKaufman, P.	5/-	XXX	XXX	XXX	XXX	XXX
84	Metcalf, Dayton	5/-	XXX	XXX	XXX	XXX	XXX
3E	Moore, C.J.	4/-	XXX	XXX	XXX	XXX	...
3H	Morris, Jacob	1/-	...	XXX
92	Murray, Cameron	5/5	START	START	START	START	START
1I	Ogbongbemiga, A	5/5	START	START	START	START	START
26	Player, Xavier	1/-	...	XXX
38	Redwine-Bryant	5/-	XXX	XXX	XXX	XXX	XXX
20	Rodriguez, M.	5/5	START	START	START	START	START
56	Ross, Xavier	1/-	...	XXX
3	Sanders,Spencer	5/5	START	START	START	START	START
50	Schneider, Ry	4/1	XXX	XXX	...	XXX	START
9I	Scott, Mike	5/-	XXX	XXX	XXX	XXX	XXX
5J	Sherman,Relijah	3/-	...	XXX	XXX	XXX	...
5	Siverand, Kemah	5/-	XXX	XXX	XXX	XXX	XXX
4I	Spicer, Braden	1/-	...	XXX
3X	Sterling, Tre	5/5	START	START	START	START	START
17	Stoner, Dillon	5/4	XXX	START	START	START	START
25	Taylor, Jason	5/-	XXX	XXX	XXX	XXX	XXX
18	Taylor, Shaun	1/-	...	XXX
35	Tuihalamaka, S.	5/2	XXX	XXX	START	XXX	START
2	Wallace, Tylan	5/5	START	START	START	START	START
96	Walterscheid, K	1/-	...	XXX
1B	Williams,Kanion	3/-	XXX	XXX	XXX
8	Williams, R.	5/5	START	START	START	START	START
3A	Williams, Taje	1/-	...	XXX
60	Williams,Tyrese	1/-	...	XXX
72	Wilson, Johnny	5/5	START	START	START	START	START
1	Wolf, Landon	5/-	XXX	XXX	XXX	XXX	XXX
70	Woodard, Hunter	2/-	XXX	XXX
89	Woods, Jelani	5/4	START	START	START	START	XXX