



OKLAHOMA STATE FOOTBALL

Communications Contacts: Gavin Lang (gavin.lang@okstate.edu | 405-744-7714) and Sean Maguire (sean.maguire@okstate.edu | 405-744-6963)

at Oregon State

7:30 p.m. PT (9:30 p.m. CT) | Aug. 30, 2019 | Reser Stadium (43,154)

TV: FS1 (Justin Kutcher, Petros Papadakis and Shane Vereen)
In Stillwater: Suddenlink (37/237); DirecTV (219); Dish (150)
In Oklahoma City: Cox (67); DirecTV (219); Dish (150)
In Tulsa: DirecTV (219); Dish (150)

Radio: Cowboy Radio Network
(Dave Hunziker, John Holcomb & Robert Allen)

Satellite Radio: Sirius 83, XM 83, Internet 83

Internet Radio: <http://okla.st/osutunein>

Live Stats: okstate.com

Oklahoma State Schedule

Date	Opponent	Time (CT)	TV
8/30	at Oregon State	9:30 p.m.	FS1
9/7	McNeese	6 p.m.	Big 12 Now on ESPN+
9/14	at Tulsa	2:30 p.m.	ABC/ESPN/ESPN2
9/21	at Texas	TBA	TBA
9/28	Kansas State	TBA	TBA
10/5	at Texas Tech	TBA	TBA
10/19	Baylor	TBA	TBA
10/26	at Iowa State	TBA	TBA
11/2	TCU	TBA	TBA
11/16	Kansas	TBA	TBA
11/23	at West Virginia	TBA	TBA
11/30	Oklahoma	TBA	TBA

Oregon State Schedule

Date	Opponent	Time (PT)
8/30	Oklahoma State	7:30 p.m.
9/7	at Hawai'i	9:00 p.m.
9/14	Cal Poly	1:15 p.m.
9/28	Stanford	TBA
10/5	at UCLA	TBA
10/12	Utah	TBA
10/19	at California	TBA
11/2	at Arizona	TBA
11/8	Washington	7:30 p.m.
11/16	Arizona State	TBA
11/23	at Washington State	TBA
11/30	at Oregon	TBA

Series Capsule

Series History	First meeting
In Corvallis	First meeting
In Stillwater	Never met
At Neutral	Never met
First Meeting	First meeting
Last Meeting	Never met
Last Oklahoma State Win	Never met
Last Oregon State Win	Never met
Gundy vs. Oregon State	0-0
Smith vs. OSU	0-0

Game Capsule



RV/RV Oklahoma State

Cowboys

0-0; 0-0 Big 12

Coach Mike Gundy

Oklahoma State, 1990
Career: 121-59/15th year
At Oklahoma State: Same

Oregon State

Beavers

0-0; 0-0 Pac-12

Coach Jonathan Smith

Oregon State, 2001
Career: 2-10/2nd year
At Oregon State: Same

Team Statistical Comparison



Category	2018 FBS Rk	Value	2018 FBS Rk	Value
Total Offense	10	500.2	66	404.8
Rushing Offense	46	190.3	84	155.6
Passing Offense	10	309.8	46	249.2
Team Passing Efficiency	38	144.88	86	127.5
Scoring Offense	13	38.4	90	26.1
Total Defense	112	452.5	128	536.8
Rushing Defense	87	185.4	128	281.8
Passing Yards Allowed	117	267.1	101	254.9
Team Passing Efficiency Defense	101	143.75	123	161.21
Scoring Defense	97	32.5	128	45.7
Turnover Margin	117	-0.69	119	-0.83
3rd Down Conversion Pct	23	0.448	98	0.364
4th Down Conversion Pct	20	0.625	7	0.694
3rd Down Conversion Pct Defense	54	0.376	126	0.5
4th Down Conversion Pct Defense	73	0.526	106	0.636
Red Zone Offense	18	0.896	105	0.787
Red Zone Defense	9	0.736	103	0.885
Punt Returns	24	39.73	45	38.35
Net Returns	90	6.47	73	8
Kickoff Returns	82	19.59	76	19.68
First Downs Offense	7	339	72	263
First Downs Defense	116	301	121	306
Fewest Penalties Per Game	96	6.85	47	5.58
Fewest Penalty Yards Per Game	115	70.54	54	50.17
Time of Possession	118	27:26	58	30:10

Big 12 Standings

Team	Big 12	All
Baylor	0-0	0-0
Iowa State	0-0	0-0
Kansas	0-0	0-0
Kansas State	0-0	0-0
Oklahoma	0-0	0-0
Oklahoma State	0-0	0-0
TCU	0-0	0-0
Texas	0-0	0-0
Texas Tech	0-0	0-0
West Virginia	0-0	0-0



OSU Series History vs. the Pac-12

(reflects current membership)

Arizona	5-4-0
Arizona State	1-2-0
Colorado	20-26-1
Oregon	0-1-0
Stanford	1-0-0
UCLA	1-1-0
Utah	1-0-0
Washington	2-1-0
Washington State	2-2-0

Mike Gundy vs. the Pac-12 (9-3)

(reflects current membership)

2005 Colorado	L, 0-34
2008 vs. Wash. St.	W, 39-13
2008 at Colorado	W, 30-17
2008 vs. Oregon	L, 31-42
2009 Colorado	W, 31-28
2010 Wash. St.	W, 65-17
2010 vs. Arizona	W, 36-10
2011 Arizona	W, 37-14
2011 vs. Stanford	W, 41-38
2012 at Arizona	L, 38-59
2014 vs. Wash.	W, 30-22
2016 vs. Colorado	W, 38-8



Head Coach Mike Gundy



Mike Gundy

Head Coach | 15th Year | Oklahoma State, 1990

Career Track

Year	School	Position
1990	Oklahoma State	Receivers
1991-93	Oklahoma State	Quarterbacks
1994-95	Oklahoma State	Offensive Coordinator
1996	Baylor	Quarterbacks/Passing Game Coordinator
1997-2000	Maryland	Quarterbacks/Pass Game Coord./Receivers
2001-04	Oklahoma State	Assistant Head Coach/Offensive Coord.
2005-present	Oklahoma State	Head Coach

Oklahoma State Under Mike Gundy

• Since 2010, Oklahoma State has six seasons with at least 10 wins, an outright Big 12 title (2011) and a share of the Big 12 South title (2010). The Cowboys reached the top 10 of the Associated Press poll in 2008, 2009, 2010, 2011, 2013, 2015, 2016 and 2017.

• Gundy has coached the Cowboys to four New Year's Six bowl games since 2010. The Pokes appeared in the 2010 Cotton Bowl, the 2012 Fiesta Bowl, the 2014 Cotton Bowl and the 2016 Sugar Bowl.

• Entering 2019, Oklahoma State has been ranked in the top 15 of the Associated Press poll in 10 of the last 11 seasons and has posted 10-win seasons six of the last nine years.

• The Cowboys have averaged 9.4 wins per year since 2010 and rank 13th nationally with 85 wins this decade.

• Gundy's career wins total in Big 12 games ranks fourth in the history of the conference, trailing only Bob Stoops, Mack Brown and Bill Snyder on the all-time chart.

• Oklahoma State has ranked in the top 10 nationally in scoring offense six times during Gundy's tenure as head coach and have ranked in the top 10 nationally in total offense seven times. The Cowboys led the nation in turnover margin in 2011 and have ranked in the top 10 nationally in that category in four of the past eight seasons.

Most Wins Since 2010

School	Wins
1. Alabama	113
2. Ohio State	104
Clemson	104
4. Oklahoma	97
5. Boise State	95
6. Stanford	93
7. Wisconsin	92
8. Florida State	90
9. Oregon	89
10. LSU	88
Georgia	88
12. Northern Illinois	86
13. Oklahoma State	85
Michigan State	85
15. TCU	82

Highest-Scoring Teams This Decade

1. 43.0 Oregon	5078 points in 118 games
2. 41.1 Oklahoma State	4769 points in 116 games
3. 40.3 Oklahoma	4877 points in 121 games
4. 39.9 Baylor	4631 points in 116 games
5. 39.7 Ohio State	4722 points in 119 games
6. 38.6 Alabama	4783 points in 124 games
7. 37.8 Boise State	4460 points in 118 games
8. 37.0 Houston	4291 points in 116 games
9. 36.9 Clemson	4533 points in 123 games
10. 36.8 Texas Tech	4158 points in 113 games

Noting Gundy

- 2011 winner of the Paul "Bear" Bryant College Coach of the Year Award and the Eddie Robinson National Coach of the Year Award.
- Finalist for the Eddie Robinson National Coach of the Year Award and the Liberty Mutual National Coach of the Year Award in both 2010 and 2011.
- 2010 Big 12 Coach of the Year.
- 2015 AFCA Region 4 Coach of the Year.

	Gundy Era (2005-pres.)	The 14 years Before Gundy (1991-2004)
Top-25 National Finishes	7	1
Top-20 National Finishes	7	0
Top-15 National Finishes	4	0
Top-10 National Finishes	1	0
Top-5 National Finishes	1	0
Seasons with at least 10 wins	6	0
Seasons with at least nine wins	8	1
Seasons with at least eight wins	9	3
Conference Record	72-48	34-70-3
Top-3 Finishes in Conf. Standings	9	0
All-Americans	22	4
Conference Player of the Year	6	0
First-Round NFL Draft Picks	6	3
Bowl Appearances	13	4
Bowl Victories	9	1

Most Wins at Current School

(Active coaches only)

1. 167 Gary Patterson, TCU	19th year
2. 152 Kirk Ferentz, Iowa	21st year
3. 141 Nick Saban, Alabama	13th year
4. 121 Mike Gundy, Oklahoma State	15th year
5. 120 Kyle Whittingham, Utah	15th year
6. 116 Dabo Swinney, Clemson	12th year
7. 107 Mark Dantonio, Michigan State	13th year
8. 106 Frank Solich, Ohio	15th year
9. 96 Pat Fitzgerald, Northwestern	14th year

Head Coaches at Their Alma Mater

Troy Calhoun	Air Force
Paul Chryst	Wisconsin
Pat Fitzgerald	Northwestern
Scott Frost	Nebraska
Mike Gundy	Oklahoma State
Thomas Hammock	Northern Illinois
Jim Harbaugh	Michigan
Bryan Harsin	Boise State
Tim Lester	Western Michigan
Matt Luke	Ole Miss
Mike Neu	Ball State
Barry Odum	Missouri
Nick Rolovich	Hawaii
David Shaw	Stanford
Kalani Sitake	BYU
Kirby Smart	Georgia
Jonathan Smith	Oregon State
Jeff Tedford	Fresno State

Gundy Year-by-Year Head Coaching Record

Year	Overall	Home	Away	Neutral	League Record	Finish
2005	4-7	3-3	1-4	0-0	1-7	6th South
2006	7-6	4-2	1-4	2-0	3-5	5th South
2007	7-6	4-2	2-4	1-0	4-4	3rd South
2008	9-4	6-1	2-2	1-1	5-3	4th South
2009	9-4	6-2	3-1	0-1	6-2	2nd South
2010	11-2	5-2	5-0	1-0	6-2	11st South
2011	12-1	6-0	5-1	1-0	8-1	1st
2012	8-5	6-1	1-4	1-0	5-4	T3rd
2013	10-3	5-1	4-1	1-1	7-2	T2nd
2014	7-6	4-2	2-3	1-1	4-5	7th
2015	10-3	5-2	5-0	0-1	7-2	2nd
2016	10-3	6-1	3-2	1-0	7-2	T2nd
2017	10-3	3-3	6-0	1-0	6-3	3rd
2018	7-6	5-2	1-4	1-0	3-6	T7th
2019	0-0	0-0	0-0	0-0	0-0	-
Career	121-59	68-24	41-30	12-5	72-48	-



Oklahoma State Depth Chart

Offense

- LT** 76 Dylan Galloway (6-5; 297; RJr.; Dallas, TX)
- 77 Hunter Anthony (6-7; 330; RFr.; Tuttle, OK)
- LG** 75 Marcus Keyes (6-3; 309; RSr.; Port Allen, LA)
- 70 Hunter Woodard (6-5; 295; RFr.; Tuscola, IL)
- C** 72 Johnny Wilson (6-3; 304; RSr.; Midland, TX)
- 50 Ry Schneider (6-3; 320; RJr.; Minco, OK)
- RG** 78 Bryce Bray (6-5; 300; RFr.; Bixby, OK)
- 50 Ry Schneider (6-3; 320; RJr.; Minco, OK)
- RT** 73 Teven Jenkins (6-6; 310; RJr.; Topeka, KS)
- 52 Jacob Farrell (6-6; 308; RFr.; Sulphur, OK)
- WR** 2 Tylan Wallace (6-0; 185; Jr.; Fort Worth, TX)
- 10 Tyrell Alexander (6-1; 182; RJr.; Lancaster, TX)
- 88 Langston Anderson (6-1; 192; Fr.; Midlothian, TX)
- WR** 17 Dillon Stoner (6-0; 198; RJr.; Tulsa, OK)
- 1 Landon Wolf (5-11; 174; RJr.; Tulsa, OK)
- 8 Braydon Johnson (6-1; 195; RSo.; Arlington, TX)
- WR** 12 Jordan McCray (6-6; 187; RSr.; Marietta, GA)
- or- 35 C.J. Moore (6-5; 175; RFr.; Tulsa, OK)
- or- 85 Patrick McKauffman (6-6; 200; RJr.; Oklahoma City, OK)
- CW** 89 Jelani Woods (6-7; 265; RSo.; Ellenwood, GA)
- 84 Dayton Metcalf (6-4; 237; RJr.; Hooker, OK)
- CW** 87 Logan Carter (6-4; 245; RJr.; Henrietta, TX)
- 84 Dayton Metcalf (6-4; 237; RJr.; Hooker, OK)
- RB** 30 Chuba Hubbard (6-1; 207; RSo.; Sherwood Park, AB, Can.)
- 7 LD Brown (5-9; 191; RJr.; Dallas, TX)
- QB** 6 Dru Brown (5-11; 200; RSr.; San Mateo, CA)
- or- 3 Spencer Sanders (6-2; 195; RFr.; Denton, TX)

Defense

- DE** 40 Brock Martin (6-4; 242; RSo.; Oologah, OK)
- 91 Mike Scott (6-5; 245; RSr.; Irving, TX)
- or- 94 Trace Ford (6-3; 227; Fr.; Edmond, OK)
- DT** 92 Cameron Murray (6-2; 290; RJr.; Bryant, AR)
- 95 Israel Antwine (6-4; 295; So.; Oklahoma City, OK)
- DT** 98 Brendon Evers (6-2; 290; RSo.; Bixby, OK)
- 99 Sione Asi (6-1; 325; Jr.; Reno, NV)
- or- 35 Samuela Tuihalamaka (6-2; 295; RFr.; Riverside, CA)
- DE** 89 Tyler Lacy (6-4; 265; RFr.; Sachse, TX)
- 97 Amadou Fofana (6-4; 280; RJr.; Memphis, TN)
- or- 42 Jayden Jernigan (6-0; 300; Fr.; Allen, TX)
- LB** 11 Amen Ogbongbemiga (6-1; 225; RJr.; Calgary, AB, Can.)
- 33 Kevin Henry (6-0; 239; RSr.; Baton Rouge, LA)
- or- 38 Philip Redwine-Bryant (6-2; 228; RSr.; Harker Heights, TX)
- LB** 20 Malcolm Rodriguez (6-0; 205; Jr.; Wagoner, OK)
- 1 Calvin Bundage (6-2; 215; Sr.; Edmond, OK)
- or- 36 Na'drian Dizadare (6-2; 200; Fr.; Shreveport, LA)
- CB** 8 Rodarius Williams (6-0; 187; RJr.; Shreveport, LA)
- 14 Bryce Balous (5-11; 190; RSr.; McKinney, TX)
- S** 24 Jarrick Bernard (6-2; 195; So.; Shreveport, LA)
- 25 Jason Taylor, II (6-2; 195; RFr.; Oklahoma City, OK)
- S** 3 Tre Sterling (6-1; 202; RSo.; Sunnyvale, TX)
- 12 Kanion Williams (6-2; 180; RFr.; Dallas, TX)
- S** 31 Kolby Harvell-Peel (6-0; 210; So.; College Station, TX)
- 2 Tanner McCalister (5-11; 185; So.; Heath, TX)
- CB** 4 A.J. Green (6-1; 190; Sr.; DeSoto, TX)
- 5 Kemah Siverand (6-1; 200; RSr.; Cypress, TX)
- or- 10 Thomas Harper (5-11; 165; Fr.; Knoxville, TN)

Specialists

- P** 29 Tom Hutton (6-3; 195; Fr.; Newborough, VI, Australia)
- 39 Jake McClure (6-3; 200; RSo.; Chattanooga, TN)
- PK** 49 Matt Ammendola (5-9; 195; RSr.; Lansdale, PA)
- 19 Alex Hale (6-1; 195; RFr.; Point Fredrick, Australia)
- KO** 39 Jake McClure (6-3; 200; RSo.; Chattanooga, TN)
- 19 Alex Hale (6-1; 195; RFr.; Point Fredrick, Australia)
- LS** 53 Matt Hembrough (6-3; 192; RSo.; Lisle, IL)
- 63 Braedy Wilson (6-4; 197; Fr.; Oklahoma City, OK)
- H** 39 Jake McClure (6-3; 200; RSo.; Chattanooga, TN)
- 29 Tom Hutton (6-3; 195; Fr.; Newborough, VI, Australia)
- KR** 30 Chuba Hubbard (6-1; 207; RSo.; Sherwood Park, AB, Can.)
- 7 LD Brown (5-9; 191; RJr.; Dallas, TX)
- PR** 17 Dillon Stoner (6-0; 198; RJr.; Tulsa, OK)
- 1 Landon Wolf (5-11; 174; RJr.; Tulsa, OK)

Pronunciations

- | | |
|------------------------|---------------------------------------|
| 95 Israel Antwine | ANN-twine |
| 99 Sione Asi | see-OH-nay ah-SEE |
| 14 Bryce Balous | BAY-luss |
| 24 Jarrick Bernard | JAR-ick |
| 52 Jacob Farrell | FAIR-uhl |
| 97 Amadou Fofana | AH-muh-doo foe-FAH-nuh |
| 53 Matt Hembrough | HEM-bro |
| 30 Chuba Hubbard | CHOO-buh |
| 73 Teven Jenkins | TEV-in |
| 8 Braydon Johnson | BRAY-din |
| 11 Amen Ogbongbemiga | AY-men
awg-BONG-beh-MEE-guh |
| 50 Ry Schneider | SHNYE-der |
| 5 Kemah Siverand | KEY-muh SIV-er-and |
| 95 Samuela Tuihalamaka | sam-WELL-uh
TOO-ee-HAH-luh-MAH-kah |
| 12 Kanion Williams | kuh-NYE-un |
| 8 Rodarius Williams | roh-DARE-ee-us |
| 89 Jelani Woods | juh-LAW-nee |

Assistant Coaches and Gameday Locations



Joe Bob Clements
Defensive Line

Seventh Year at Oklahoma State
Gameday Location: Field



Charlie Dickey
Offensive Line

First Year at Oklahoma State
Gameday Location: Field



Tim Duffie
Cornerbacks

Seventh Year at Oklahoma State
Gameday Location: Field



Kasey Dunn
Receivers

Ninth Year at Oklahoma State
Gameday Location: Field



Sean Gleeson

Offensive Coordinator/QBs
First Year at Oklahoma State
Gameday Location: Booth



Dan Hammerschmidt
Safeties

Fifth Year at Oklahoma State
Gameday Location: Booth



Jim Knowles

Defensive Coordinator/LBs
Second Year at Oklahoma State
Gameday Location: Booth



Jason McEndow
Cowboy Backs

Fifth Year at Oklahoma State
Gameday Location: Booth



Greg Richmond
Defensive Line

Fourth Year at Oklahoma State
Gameday Location: Booth



John Wozniak
Running Backs

Third Year at Oklahoma State
Gameday Location: Field

Player Tidbits - Offense

Left Tackle

76 Dylan Galloway
6-5; 297; R/Jr.; Dallas, TX

- Has five career starts to his credit.
- Has played in 21 career games.
- Became a starter at left tackle in week nine last season and held on to that position for the remainder of the season
- With Galloway in the starting lineup, OSU averaged 37.0 points and 509.8 yards of total offense per game
- Played in every game but one as a freshman.
- Took a redshirt season in 2016.

77 Hunter Anthony
6-7; 330; R/Fr.; Tuttle, OK

- Took a redshirt last season.
- Showed some promise on the practice field and was not far off from seeing game action as a true freshman.

Wide Receiver

2 Tylan Wallace
6-0; 185; Jr.; Fort Worth, TX

- 2019 Preseason first-team All-America honoree by the Associated Press, ESPN and others.
- A first-team All-American and one of three finalists for the Biletnikoff Award in 2018 after ranking second nationally with 1,491 receiving yards.
- Led the nation last year with 63 receptions of 10 yards or longer and tied for second in the FBS with 25 receptions of 20 yards or longer.
- His 17.33 yards per reception last year also led the FBS among players with a minimum of 80 catches.
- Averaged 168.0 receiving yards vs. three AP top-10 teams last year.
- Went from being generally unknown to being among college football's elite receivers from his freshman to his sophomore campaign.

Left Guard

76 Marcus Keyes
6-3; 309; R/Sr.; Port Allen, LA

- His 37 career starts are 11 more than anyone else on the OSU roster.
- Has played in 39 career games.
- Started all but two games over the past three seasons.
- 2017 first-team All-Big 12 performer.
- Two-time Academic All-Big 12 team.
- Voted a team captain last season.
- 2018 Vernon Grant Award for leadership, spirit and enthusiasm.
- Father, also named Marcus Keyes, played on the defensive line for the Chicago Bears from 1996-1997.

70 Hunter Woodard
6-5; 295; R/Fr.; Tuscola, IL

- Took a redshirt last season.
- One of three Cowboys from Illinois.
- Played offensive line and defensive tackle in high school.

Wide Receiver

17 Dillon Stoner
6-0; 198; R/Jr.; Tulsa, OK

- Two-time first-team Academic All-Big 12.
- Ranked third on the team with 48 receptions and 603 receiving yards.
- Enters 2019 riding a streak of 25 consecutive games played with at least one reception.
- Had back-to-back seasons of 40-plus catches in 2017 and 2018.
- Has three 100-yard receiving games in his career.
- Has at least four catches in each of his past six games.
- Redshirted after four games in 2016.

8 Braydon Johnson
6-1; 195; R/Sr.; Arlington, TX

- One of the fastest players on the team.
- Saw spot duty in 11 games last year, making two catches for seven yards.
- Took a redshirt season in 2017.

Center

72 Johnny Wilson
6-3; 304; R/Sr.; Midland, TX

- Among the team's top leaders.
- Has started 22 games the past two seasons, including every game but one last year. That total trails only Marcus Keyes on the OSU offense.
- Has played in 28 career games.
- Has started at both center and guard during his career.
- Enjoys heavy metal music.
- Father, Kevin played college football and mother, Leslie, played college basketball.

50 Ry Schneider
6-3; 320; R/Jr.; Minco, OK

- Former walk-on who was placed on scholarship prior to the 2019 season.
- Earned his first career start in OSU's win over No. 7 West Virginia last year.

Wide Receiver

1 Landon Wolf
5-11; 174; R/Jr.; Tulsa, OK

- Former walk-on who was placed on scholarship prior to the 2018 season.
- Two-time first-team Academic All-Big 12
- Played in every game each of the past two years, logging three starts.
- Ranked fourth on the team last year with 33 rec. and 362 rec. yards.
- Had the biggest game of his career to date with six catches for 116 yards and a touchdown against Kansas in 2018.
- The 2017 OSU Outstanding Walk-On Award recipient.
- Took a redshirt season in 2016.

35 C.J. Moore
6-5; 175; R/Fr.; Tulsa, OK

- Took a redshirt in 2018, but played in one game.
- Cousin of former OSU receiver Tracy Moore.

Right Guard

78 Bryce Bray
6-5; 300; R/Fr.; Bixby, OK

- A developing prospect who provides reason for optimism.
- Spent much of last season on the depth chart, but ultimately saw action in only one game and took a redshirt.
- Oklahoma native who won the Class 6A-II state championship in each of his first three high school seasons and finished as the state runner-up in 2017.
- Father, Doug, played football at Oklahoma.
- Also played basketball and competed in track and field in high school.

67 Cole Birmingham
6-5; 295; Fr.; Katy, TX

- True freshman who anchored the offensive line at Katy High School in Katy, Texas last year.
- High school career record of 49-6.

Wide Receiver

12 Jordan McCray
6-6; 187; R/Sr.; Marietta, GA

- A grad transfer from South Alabama who brings 34 games of experience.
- Made 58 catches for 650 yards and five touchdowns during his three years at USA.
- Career average of 11.2 yards per catch.
- Has at least one catch in each of his past 19 games played.
- Father, Curtis Brown, was a four-year letterwinner as a wide receiver at Alabama from 1991-95.
- Uncle, Charlie Brown, was an All-Pro WR with the Washington Redskins.

85 Patrick McKaufman
6-6; 200; R/Jr.; Okla. City, OK

- JUCO product who began his college career as a quarterback.
- Missed last season to injury.
- Redshirted in 2017.

Right Tackle

73 Teven Jenkins
6-6; 310; R/Jr.; Topeka, KS

- 2018 honorable mention All-Big 12 selection by the coaches.
- Started every game last season at either right tackle or left tackle.
- Given OSU's 2018 Barry Sanders Award for most contribution with the least recognition.
- Also earned three starts as a freshman in 2017.
- Took a redshirt in 2016.
- Played basketball and baseball in high school.

52 Jacob Farrell
6-6; 308; R/Fr.; Sulphur, OK

- A developing prospect with an NFL frame.
- Did not see any game action while taking a redshirt last season.

Cowboy Back

89 Jelani Woods
6-7; 265; R/Sr.; Ellenwood, GA

- A 2018 honorable mention All-Big 12 selection by the coaches.
- Recruited as a quarterback, but moved to Cowboy Back prior to OSU's Camping World Bowl victory over Virginia Tech in 2017.
- Logged seven receptions for 120 yards and two touchdowns last season.
- Averaged 17.1 yards per catch last season.
- Played in 11 games with seven starts last season.
- Took a redshirt in 2017.

87 Logan Carter
6-4; 245; R/Jr.; Henrietta, TX

- Former walk-on who was put on scholarship prior to the 2019 season.
- Two-time first-team Academic All-Big 12
- 2018 OSU Walk-On Award honoree.

Running Back

30 Chuba Hubbard
6-1; 207; R/Sr.; Sherwood Park, Alberta, Canada

- Took over as OSU's primary running back last season when Justice Hill was lost to injury in the Bedlam game.
- In his four games as the featured back (at No. 6 Oklahoma, vs. No. 7 West Virginia, at TCU and vs. No. 23 Missouri in the Liberty Bowl), he averaged 106.3 rushing yards per contest and 5.4 yards per carry.
- In those four games, he produced three 100-yard rushing performances and five rushing touchdowns.
- Was an important part of the Cowboys' Liberty Bowl win over No. 23 Missouri, rushing 18 times for 145 yards (8.1 yards per carry) and a touchdown and adding three receptions for 37 yards.
- Nine total TDs last year were the most for an OSU freshman during the Mike Gundy era (2005-present).
- Finished last season with 124 carries for 740 yards and seven touchdowns, averaging 6.0 yards per carry.
- Last season he added 22 receptions for 229 yards and two touchdowns.
- Was a standout track athlete who competed at the World Youth Championships in 2015.
- A highly regarded recruit who chose Oklahoma State over offers from Alabama, Georgia, Oklahoma, Auburn, Miami (Fla.), Oregon, Texas A&M, Tennessee, TCU and numerous others.
- Over three season of high school football in Canada, he rushed for 6,880 yards on 458 attempts (15.0 yards per carry) with 82 touchdowns.

7 LD Brown
5-9; 191; R/Jr.; Dallas, TX

- One of the fastest players on the team who has shown explosive ability with the ball in his hands.
- Has served as a reserve back to this point in his career, but looks to play a bigger role in 2019.
- Has played in 21 career games with 61 carries for 386 yards (6.3 yards per carry).
- Took a redshirt in 2016.
- Also a talented track athlete in high school.

Quarterback

6 Dru Brown
5-11; 200; R/Sr.; San Mateo, CA

- A grad transfer quarterback with two years of starting experience at the FBS level.
- Arrived in Stillwater before the start of fall camp in 2018.
- Took a redshirt last season, playing one snap and handing off in the AutoZone Liberty Bowl while starter Taylor Cornelius sat out for a play due to his helmet coming off.
- Started his final 22 games at Hawai'i and was named one of four team captains prior to the 2017 season.
- In two seasons as the starting quarterback at Hawai'i, he passed for 5,273 yards and 37 touchdowns.
- Holds a BA in communication from Hawai'i.
- Began his college career at the College of San Mateo before transferring to Hawai'i.
- Has four career 300-yard passing games, including a career-high 391 yard-game against UMass in 2017.
- Enjoys surfing and fishing.

3 Spencer Sanders
6-2; 195; R/Fr.; Denton, TX

- The Texas 2017-18 Gatorade State Player of the Year and also named Mr. Texas Football by *Dave Campbell's Texas Football* magazine.
- Compiled a 46-6 record in 52 career starts over four seasons, passing for 8,747 yards.
- Finished his high school career by winning 30 consecutive regular season contests over his final three seasons as the starting quarterback.
- Threw for 3,845 yards and 54 touchdowns during his senior season of high school while also rushing for 1,380 yards and 16 touchdowns.
- A 2017 finalist for the Landry Award, which recognizes the top high school football player in North Texas who demonstrates positive character and leadership attributes.
- Also competed in basketball and track and field.
- Took a redshirt season last year.
- Sister, Carissa Sanders, played soccer at UNT.
- An avid fisherman who enjoys the outdoors.

Player Tidbits - Defense and Special Teams

Defensive End

40 Brock Martin
6-4; 242; RSo.; Oologah, OK

- 2018 first-team Academic All-Big 12.
- Saw significant action in all 13 games at defensive end last season.
- Made a game-changing fumble recovery deep in OSU territory as part of the Cowboys' come-from-behind win over No. 7 West Virginia.
- Recorded his first career sack against South Alabama last season.
- *The Oklahoman's* All-State Defensive Player of the Year as a high school senior.
- A three-time state champion wrestler.

91 Mike Scott
6-5; 245; Rsr.; Irving, TX

- An athletic JUCO product who played in 12 games last year with 3.0 sacks.
- Blocked a key Missouri field goal attempt in the 2018 Liberty Bowl.

Defensive Tackle

92 Cameron Murray
6-2; 290; Rjr.; Bryant, AR

- Has been part of the rotation in the defensive line and looks to play a more prominent role in 2019.
- Enters 2019 with 10 career tackles and 1.5 career sacks.
- 2017 first-team Academic All-Big 12.
- Saw significant action in all 13 games last year on the interior of the d-line.
- Saw action in five games as a freshman in 2017.
- Took a redshirt in 2016.

95 Israel Antwine
6-4; 295; So.; Okla. City, OK

- Came to Stillwater in the spring of 2019 after starting 11 games as a true freshman at Colorado in 2018.
- Finished last season with 15 tackles.

Defensive Tackle

98 Brendon Evers
6-2; 290; RSo.; Bixby, OK

- Saw action in all 13 games last season, playing both defense and special teams.
- Finished last season with seven total tackles and a sack.
- Credited with a quarterback hurry in the Cowboys' Liberty Bowl win over No. 23 Missouri.
- Helped lead his high school team to state championships as a sophomore, junior and senior while playing nose guard in a 3-4 scheme.
- Took a redshirt in 2017.

99 Sione Asi
6-1; 325; Jr.; Reno, NV

- A JUCO product out of Snow College.
- Only Nevada native on the OSU roster.
- Brother, Watson Asi, plays football at Southern Utah.

Defensive End

89 Tyler Lacy
6-4; 265; RFr.; Sachse, TX

- Took a redshirt last season and did not see any game action.
- Did not lose a regular-season contest over his final two seasons of high school football, as Sachse racked up an impressive 23-2 record.
- Racked up 60 total tackles as a high school senior in 2017, with 11 tackles for loss.
- Had eight QB hurries and six sacks as a high school senior.

97 Amadou Fofana
6-4; 280; Rjr.; Memphis, TN

- A JUCO product who earned first team all-conference and honorable mention All-American Junior College honors.
- Was born in Guinea, Africa.

Linebacker

11 Amen Ogbongbemiga
6-1; 225; Rjr.; Calgary, AB, Can.

- Two-time first-team Academic All-Big 12.
- 2018 OSU Outstanding Special Teams Player Award recipient.
- Played in all 13 games last season with 12 tackles, 1.5 sacks, 3.0 tackles for loss and a fumble recovery.
- Had a solo sack of Tyler Murray in the Bedlam game.
- Was born in Lagos, Nigeria before moving to Houston, Texas, then to Calgary, Alberta, Canada.
- Brother, Alex, played football at Houston then in the CFL.

Linebacker

20 Malcolm Rodriguez
6-0; 205; Jr.; Wagoner, OK

- A safety his first two seasons who could factor in at linebacker this season.
- Played in all 13 games last season and started 10 times at safety.
- The team's second-leading tackler in 2018 with 83 stops, 53 of which were unassisted.
- Saw significant action as a true freshman in 2017.
- Played quarterback in high school and was also a standout wrestler.
- Brother, Roman Rodriguez, played football at Northeastern State.

Cornerback

8 Rodarius Williams
6-0; 187; Rjr.; Shreveport, LA

- A two-year starter whose 26 career starts are tied with A.J. Green for most on the Cowboy defense.
- His two interceptions last season led the team.
- His eight pass break ups last season were the second-most on the team.
- Took a redshirt in 2016.
- Brother, Andreae "Greedy" Williams plays for the Cleveland Browns.
- A standout basketball player who also competed on the track and field team in high school.

Cornerback

4 A.J. Green
6-1; 190; Sr.; DeSoto, TX

- A two-year starter whose 26 career starts are tied with Rodarius Williams for the most on the Cowboy defense.
- Voted a second-team all-conference selection by the coaches last season.
- Consistently matched up against some of the best receivers in the Big 12 last season and ranked among the conference leaders in passes broken up with 11.
- Part of an athletic family with four cousins playing high-level sports.
- Also played basketball in high school.

Safety

3 Tre Sterling
6-1; 202; RSo.; Sunnyvale, TX

- Played in every game as a freshman last season with the bulk of his contributions coming on special teams.
- Had two tackles on the year last season, both of which came on kickoffs during the Cowboys' Liberty Bowl victory over Missouri.
- Took a redshirt in 2017.
- A standout on both sides of the ball in high school.
- Also competed on the basketball, soccer and track teams in high school.

33 Kevin Henry
6-0; 239; Rsr.; Baton Rouge, LA

- 2016 second-team Academic All-Big 12.
- 2018 Vernon Grant Award for outstanding leadership, spirit and enthusiasm.
- Earned first career start in 2018 bowl.

1 Calvin Bundage
6-2; 215; Sr.; Edmond, OK

- A fast, athletic linebacker who can be a very impactful player.
- Honorable mention All-Big 12 last year.
- Has 20 career starts under his belt.

14 Bryce Balous
5-11; 190; Rsr.; McKinney, TX

- A special teams player throughout his career.
- Has played in every game the past two seasons.

5 Kemah Siverand
6-1; 200; Rsr.; Cypress, TX

- A grad transfer from Texas A&M who started his career as a wide receiver.
- Has played in every game for OSU last season, mostly on special teams.

12 Kanion Williams
6-2; 180; RFr.; Dallas, TX

- A talented player who played in four games last season but was held out to preserve his redshirt after that.
- Cousin, Skyler Scott, played at Baylor.

Safety

31 Kolby Harvell-Peel
6-0; 210; So.; College Station, TX

- Played in every game as a true freshman last season and started four times.
- Totaled 52 tackles, 44 of which were solo stops, last season, and his 5.5 tackles for loss were the most for any Cowboy newcomer.
- Made the game-winning tackle on a fourth-down play at the OSU nine-yard-line to seal OSU's 2018 Liberty Bowl win over Missouri.
- Father, Dee Peel, played football at Texas State.
- Also ran track in high school, running the 100m dash and 4x100m relay.

Safety

24 Jarrick Bernard
6-2; 195; So.; Shreveport, LA

- Given the 2018 Russell Okung Award as OSU's outstanding newcomer.
- Started each of the last nine games of the season as a true freshman last year and played in all 13 games.
- Last season he ranked fifth on the team and led all Cowboy freshmen with 59 tackles, 49 of which were solo stops.
- Blocked a punt and forced a fumble in the Cowboys' win over No. 17 Boise State last year.
- Had six games with at least five tackles last season.

Kicker

49 Matt Ammendola
5-9; 195; Rsr.; Lansdale, PA

- A three-time first-team Academic All-Big 12 selection.
- Tied for sixth among active FBS players with 251 career points. Could reasonably finish his career as the second-leading scorer in OSU history.
- Has made two 53-yard field goals during his career.

Kick Returner

30 Chuba Hubbard
6-1; 207; RSo.; Sherwood Park, AB, Can.

- One of five finalists for last season's Cornish Trophy presented to the top Canadian student-athlete in NCAA football.
- Served as OSU's primary kickoff return man last year in addition to his running back duties.
- Had 23 kickoff returns last season for 510 yards for an average of 22.2 yards per return.
- His 42-yard kickoff return last season against Missouri State was the longest for a Cowboy since the 2016 season.

Punt Returner

17 Dillon Stoner
6-0; 198; Rjr.; Tulsa, OK

- Two-time first-team Academic All-Big 12.
- Has served as OSU's primary punt returner since 2017.
- Last season he totaled 11 returns for 62 yards for an average of 5.6 yards per return.
- Also led the team with nine punt returns in 2017, totaling 55 yards for an average of 6.11 yards per return.
- Had a career-long punt return of 20 yards in OSU's 2017 win over West Virginia in Morgantown.
- Redshirted after four games in 2016.

2 Tanner McCalister
5-11; 185; So.; Heath, TX

- Played in 12 games as a true freshman last season, playing special teams and on defense.
- Had a career-best four tackles in the 2018 Liberty Bowl win.

25 Jason Taylor, II
6-2; 195; RFr.; Okla. City, OK

- An OKC native who redshirted last year, but played special teams in the final three games of the season.
- Father and sister have played college sports at Langston.

Punter

29 Tom Hutton
6-3; 195; Fr.; Newborough, VI, AUS

- A 29-year-old true freshman.
- Recruited through ProKick Australia, which has helped players such as former Ray Guy Award winners Mitch Wishnowski (Utah), Tom Hackett (Utah) and Tom Hornsey (Memphis).
- Played Australian-rules football with Yallourn-Yallourn North in the Mid Gippsland Football League.

7 LD Brown
5-9; 191; Rjr.; Dallas, TX

- One of the fastest players on the roster.
- Returned two kickoffs last season for a total of 37 yards.
- Had a career-long 29-yard kick return at Pittsburgh in 2017.

1 Landon Wolf
5-11; 174; Rjr.; Tulsa, OK

- Former walk-on who was placed on scholarship prior to the 2018 season.
- Has three career punt returns with a long of 10 yards.



Numerical Roster

No.	Name	Pos.	Ht.	Wt.	Exp.	Hometown/Previous School
1	Calvin Bundage	LB	6-2	215	Sr.-3L	Edmond, OK / Santa Fe
1	Landon Wolf	WR	5-11	174	RJr.-2L	Tulsa, OK / East Central
2	Tanner McCalister	S	5-11	185	So.-1L	Heath, TX / Rockwall-Heath
2	Tylan Wallace	WR	6-0	185	Jr.-2L	Fort Worth, TX / South Hills
3	Spencer Sanders	QB	6-2	195	RFr.-RS	Denton, TX / Ryan
3	Tre Sterling	S	6-1	202	RSo.-1L	Sunnyvale, TX / Sunnyvale
4	Deondrick Glass	RB	5-10	190	Fr.-HS	Katy, TX / Katy
4	A.J. Green	CB	6-1	190	Sr.-3L	DeSoto, TX / DeSoto
5	Kemah Siverand	CB	6-1	200	RSr.-1L	Cypress, TX/Cypress Ridge/Texas A&M
6	Dru Brown	QB	5-11	200	RSr.-TR	San Mateo, CA / Los Gatos / College of San Mateo / Hawaii
6	JayVeon Cardwell	CB	6-0	175	RFr.-RS	Cibolo, TX / Steele
7	LD Brown	RB	5-9	191	RJr.-2L	Dallas, TX / DeSoto
8	Braydon Johnson	WR	6-1	195	RSo.-1L	Arlington, TX / Bowie
8	Rodarius Williams	CB	6-0	187	RJr.-2L	Shreveport, LA / Calvary Baptist
9	Brendan Costello	QB	6-0	192	Fr.-HS	San Clemente, CA / San Clemente
10	Tyrell Alexander	WR	6-1	182	RJr.-2L	Lancaster, TX / Lancaster
10	Thomas Harper	CB	5-11	165	Fr.-HS	Knoxville, TN / Karns
11	Amen Ogbongbemiga	LB	6-1	225	RJr.-2L	Calgary, Alberta, Canada / Notre Dame
12	Jordan McCray	WR	6-6	187	RSr.-TR	Marietta, GA / North Cobb / South Alabama
12	Kanion Williams	S	6-2	180	RFr.-RS	Dallas, TX / South Oak Cliff
13	Lamarcus Morton	CB	6-1	180	RSo.-Sq	Gilmer, TX / Gilmer
14	Bryce Balous	CB	5-11	190	RSr.-2L	McKinney, TX / North
15	Sean Michael Flanagan	S	6-2	195	RFr.-RS	Charleston, AR / Charleston
15	Jonathan Shepherd	WR	6-4	195	RFr.-RS	Kilgore, TX / Kilgore
16	Devin Harper	LB	6-1	235	RJr.-2L	Knoxville, TN / Karns
17	Dillon Stoner	WR	6-0	198	RJr.-2L	Tulsa, OK / Jenks
17	David Thibodeaux-Benoit	S	5-9	188	RFr.-RS	Chickasha, OK / Chickasha
18	Shaun Taylor	QB	6-0	209	RFr.-RS	Fort Worth, TX / All Saints Episcopal
19	Alex Hale	K	6-1	195	RFr.-RS	Point Fredrick, Australia / St. Edward's
20	Malcolm Rodriguez	S	6-0	205	Jr.-2L	Wagoner, OK / Wagoner
20	Schylar Adair	RB	5-10	190	Fr.-HS	Wagoner, OK / Wagoner
22	Demarco Jones	CB	6-1	175	Fr.-HS	Tulsa, OK / Booker T. Washington
22	Mbari Snoddy	RB	5-11	190	RFr.-RS	Edmond, OK / Santa Fe
24	Jarrick Bernard	S	6-2	195	So.-1L	Shreveport, LA / Evangel Christian
25	Jason Taylor, II	S	6-2	195	RFr.-RS	Oklahoma City, OK / Carl Albert
25	Andre Washington	RB	6-0	186	Fr.-HS	Roanoke, TX / Liberty Christian
26	Micah Cooper	RB	6-0	198	RJr. - TR	Madill, OK / Madill / Henderson State / NEO A&M JC
26	Xavier Player	CB	6-0	175	Fr.-HS	Cibolo, TX / Steele
27	Dezmon Jackson	RB	6-0	203	Jr.-TR	El Dorado, AR / Parkers Chapel / Hutchinson CC
27	Gabe Lemons	CB	6-2	179	RFr.-RS	Prosper, TX / Coppell
28	Jahmyl Jeter	RB	6-0	215	RFr.-RS	San Antonio, TX / Brennan
29	Tom Hutton	P	6-3	195	Fr.-HS	Newborough, VI, Australia / ProKick
30	Chuba Hubbard	RB	6-1	207	RSo.-1L	Sherwood Park, Alberta, Canada / Bev Facey Jay, OK / Jay
30	Gabe Simpson	WR	6-2	208	RFr.-RS	Jay, OK / Jay
31	Kolby Harvell-Peel	S	6-0	210	So.-1L	College Station, TX / A&M Consolidated
31	Taje Williams	WR	5-8	162	RSr.-Sq	Pearland, TX / Dawson / Blinn JC
32	Kris McCune	S	6-2	200	RSo.-Sq	Forney, TX / Dallas Christian
33	Kevin Henry	LB	6-0	239	RSr.-2L	Baton Rouge, LA / Central
35	C.J. Moore	WR	6-5	175	RFr.-RS	Tulsa, OK / Union
35	Samuela Tuihalamaka	DT	6-2	295	RFr.-RS	Riverside, CA / Mater Dei
36	Na'drian Dizadare	LB	6-2	200	Fr.-HS	Shreveport, LA / Evangel Christian
37	Isreal Isuman-Hundley	DE	6-5	230	Fr.-HS	Colleyville, TX / Heritage
38	Jacob Morris	WR	5-9	169	RFr.-RS	Oklahoma City, OK / Newcastile
38	Philip Redwine-Bryant	LB	6-2	228	RSr.-1L	Harker Heights, TX / Academy
39	Jake McClure	K	6-3	200	RSo.-1L	Chattanooga, TN / East Hamilton
40	Brock Martin	DE	6-4	242	RSo.-1L	Oologah, OK / Oologah
41	Valek Cisneros	CW	6-4	208	Fr.-HS	Arapahoe, OK / Clinton
41	Braden Spicer	LB	5-11	217	RFr.-RS	Tulsa, OK / Union
42	Jayden Jernigan	DT	6-0	300	Fr.-HS	Allen, TX / Allen
42	Carson Kropp	LB	6-2	230	RFr.-RS	Oologah, OK / Owasso
44	Kamryn Farrar	LB	6-0	200	Fr.-HS	Dallas, TX / Skyline
45	Blake Barron	LB	6-0	230	RFr.-RS	Rockwall, TX / Rockwall
48	Adam Martin	LB	5-11	217	RSo.-Sq	Stillwater, OK / Stillwater
49	Matt Ammendola	K	5-9	195	RSr.-3L	Lansdale, PA / North Penn
50	Ry Schneider	OL	6-3	320	RJr.-1L	Minco, OK / Minco
50	Relijah Sherman	LB	5-11	222	RSo.-Sq	Oklahoma City, OK / Carl Albert / SW Okla. State
51	Matthew Werner	LB	5-11	211	RFr.-RS	Southlake, TX / Carroll

No.	Name	Pos.	Ht.	Wt.	Exp.	Hometown/Previous School
52	Jacob Farrell	OL	6-6	308	RFr.-RS	Sulphur, OK / Sulphur
52	Ben Kopenski	DE	6-1	235	RFr.-RS	McKinney, TX / Prosper
53	Matt Hembrough	LS	6-3	192	RSo.-Sq	Lisle, IL / Benet
54	Truett Knox	OL	6-1	300	RFr.-RS	Fort Worth, TX / Aledo
56	Xavier Ross	DT	6-3	285	Fr.-HS	Cedar Hill, TX / Cedar Hill
57	Walker Reed	OL	6-6	341	RJr.-1L	Norman, OK / North
58	Layton Ernst	OL	6-1	270	Fr.-HS	Mansfield, TX / Mansfield
60	Tyrese Williams	OL	6-3	300	RFr.-RS	Houston, TX / Cypress Ridge
61	Jake Springfield	OL	6-5	316	Fr.-HS	Flower Mound, TX / Flower Mound
63	Dylon Carnagey	DT	6-1	283	RFr.-RS	Skiatook, OK / Skiatook
63	Braedy Wilson	LS	6-4	197	Fr.-HS	Oklahoma City, OK / Mustang
65	Matt McClurg	OL	6-5	311	RSo.-Sq	Centennial, CO / Heritage
66	Joe Michalski	OL	6-4	270	Fr.-HS	Overland Park, KS / St. Thomas Aquinas
67	Cole Birmingham	OL	6-5	295	Fr.-HS	Katy, TX / Katy
68	Taylor Miterko	OL	6-6	270	Fr.-HS	Carlsbad, NM / Carlsbad
69	Ben Freehill	P	6-1	167	Fr.-HS	Melvin, IL / Gibson City / Melvin-Sibley
70	Kevin Mair	DT	6-1	295	RFr.-RS	Frisco, TX / Independence
70	Hunter Woodard	OL	6-5	295	RFr.-RS	Tuscola, IL / Tuscola
72	Johnny Wilson	OL	6-3	304	RSr.-2L	Midland, TX / Midland Christian
73	Teven Jenkins	OL	6-6	310	RJr.-2L	Topeka, KS / Topeka
74	Preston Wilson	OL	6-4	280	Fr.-HS	Bartonville, TX / Argyle
75	Marcus Keyes	OL	6-3	309	RSr.-3L	Port Allen, LA / Port Allen
76	Dylan Galloway	OL	6-5	297	RJr.-2L	Dallas, TX / Coppell
77	Hunter Anthony	OL	6-7	330	RFr.-RS	Tuttle, OK / Tuttle
78	Bryce Bray	OL	6-5	300	RFr.-RS	Bixby, OK / Bixby
79	Matt Kegel	OL	6-5	307	RJr.-1L	Chaska, MN / Chaska
80	LC Greenwood	WR	6-3	212	RSo.-Sq	Garland, TX / Lakeview Central
81	Cole Goodnight	WR	6-2	175	Fr.-HS	Tahlequah, OK / Tahlequah
82	Grayson Boomer	CW	6-5	230	Fr.-HS	Collinsville, OK / Collinsville
82	Vance Mullendore	DE	6-1	217	Fr.-HS	Tulsa, OK / Holland Hall / IMG Academy
83	Cade Cavender	WR	5-11	180	Fr.-HS	Broken Arrow, OK / Bixby
83	Gordie Geymuller	DE	6-2	192	Fr.-HS	Dallas, TX / Parish Episcopal
84	Dayton Metcalf	CW	6-4	237	RJr.-Sq	Hooker, OK / Hooker
85	Patrick McKaufman	WR	6-6	200	RJr.-Sq	Oklahoma City, OK / Douglass / NEO A&M JC
86	Dreyson Watters	WR	5-10	171	Fr.-HS	Jenks, OK / Jenks
87	Logan Carter	CW	6-4	245	RJr.-2L	Henrietta, TX / Henrietta
88	Langston Anderson	WR	6-1	192	Fr.-HS	Midlothian, TX / Heritage
88	Jake Schultz	DE	6-3	218	Fr.-HS	Prague, OK / Prague
89	Tyler Lacy	DE	6-4	265	RFr.-RS	Sachse, TX / Sachse
89	Jelani Woods	CW	6-7	265	RSo.-1L	Ellenwood, GA / Cedar Grove
90	Braden Cassity	DE	6-2	240	RFr.-RS	Austin, TX / Westlake
91	Mike Scott	DE	6-5	245	RSr.-1L	Irving, TX / Nimitz / SMU / Trinity Valley JC
92	Cameron Murray	DT	6-2	290	RJr.-2L	Bryant, AR / Bryant
93	Kyle Junior	DT	6-3	305	RSr.-TR	Middletown, OH / Middletown / Bowling Green
94	Trace Ford	DE	6-3	227	Fr.-HS	Edmond, OK / Santa Fe
95	Israel Antwine	DT	6-4	295	So.-TR	Oklahoma City, OK / Millwood / Colorado
96	Kody Walterscheid	DE	6-6	230	Fr.-HS	Muenster, TX / Muenster
97	Amadou Fofana	DE	6-4	280	RJr.-TR	Memphis, TN / Mitchell / Highland CC
98	Brendon Evers	DT	6-2	290	RSo.-1L	Bixby, OK / Bixby
99	Sione Asi	DT	6-1	325	Jr.-TR	Reno, NV / McQueen / Snow College

Pronunciations

5	Kemah Siverand	KEY-muh SIV-er-and	37	Isreal Isuman-Hundley	is-ZOO-mun
6	Dru Brown	DREW		HUND-lee	
6	JayVeon Cardwell	jay-vee-AWN	45	Blake Barron	buh-ROAN
6	Rodarius Williams	roh-DARE-ee-us	60	Tyrese Williams	TY-reese
11	Amen Ogbongbemiga	AY-men awg-BONG-beh-MEE-guh	66	Joe Michalski	muh-HALL-skee
12	Kanion Williams	kuh-NYE-un	68	Taylor Miterko	mih-TERK-oh
14	Bryce Balous	BAY-luss	75	Marcus Keyes	keez
24	Jarrick Bernard	JAR-ick	79	Matt Kegel	KAY-gull
28	Jahmyl Jeter	juh-MEEL	89	Jelani Woods	juh-LAW-nee
30	Chuba Hubbard	CHOO-buh	95	Israel Antwine	ANN-twine
31	Taje Williams	TAHZ-yay	96	Kody Walterscheid	walter-SHIED (not walter-SHEED)
35	Samuela Tuihalamaka	sam-WELL-uh TOO-ee-HAH-luh-MAH-kah	97	Amadou Fofana	AH-muh-doo foe-FAH-nuh
36	Na'Drian Dizadare	NAY-dree-un DIZ-uh-dare	99	Sione Asi	see-OH-nay ah-SEE



Alphabetical Roster

No.	Name	Pos.	Ht.	Wt.	Exp.	Hometown/Previous School
20	Schylar Adair	RB	5-10	190	Fr-HS	Wagoner, OK / Wagoner
10	Tyrell Alexander	WR	6-1	182	RJr.-2L	Lancaster, TX / Lancaster
49	Matt Ammendola	K	5-9	195	RSr.-3L	Lansdale, PA / North Penn
88	Langston Anderson	WR	6-1	192	Fr.-HS	Midlothian, TX / Heritage
77	Hunter Anthony	OL	6-7	330	Rf.-RS	Tuttle, OK / Tuttle
95	Israel Antwine	DT	6-4	295	So.-TR	Oklahoma City, OK / Millwood / Colorado
99	Sione Asi	DT	6-1	325	Jr.-TR	Reno, NV / McQueen / Snow College
14	Bryce Balous	CB	5-11	190	RSr.-2L	McKinney, TX / North
45	Blake Barron	LB	6-0	230	RfR.-RS	Rockwall, TX / Rockwall
24	Jarrick Bernard	S	6-2	195	So.-1L	Shreveport, LA / Evangel Christian
67	Cole Birmingham	OL	6-5	295	Fr.-HS	Katy, TX / Katy
82	Grayson Boomer	CW	6-5	230	Fr.-HS	Collinsville, OK / Collinsville
78	Bryce Bray	OL	6-5	300	RfR.-RS	Bixby, OK / Bixby
6	Dru Brown	QB	5-11	200	RSr.-TR	San Mateo, CA / Los Gatos / College of San Mateo / Hawaii
7	LD Brown	RB	5-9	191	RJr.-2L	Dallas, TX / DeSoto
1	Calvin Bundage	LB	6-2	215	Sr.-3L	Edmond, OK / Santa Fe
6	JayVeon Cardwell	CB	6-0	175	RfR.-RS	Cibolo, TX / Steele
63	Dylon Carnagey	DT	6-1	283	RfR.-RS	Skiatook, OK / Skiatook
87	Logan Carter	CW	6-4	245	RJr.-2L	Henrietta, TX / Henrietta
90	Braden Cavity	DE	6-2	240	RfR.-RS	Austin, TX / Westlake
83	Cade Cavender	WR	5-11	180	Fr.-HS	Broken Arrow, OK / Bixby
41	Valek Cisneros	CW	6-4	208	Fr.-HS	Arapahoe, OK / Clinton
26	Micah Cooper	RB	6-0	198	RJr. - TR	Madill, OK / Madill / Henderson State / NEO A&M JC
9	Brendan Costello	QB	6-0	192	Fr.-HS	San Clemente, CA / San Clemente
36	Na'drian Dizadare	LB	6-2	200	Fr.-HS	Shreveport, LA / Evangel Christian
58	Layton Ernst	OL	6-1	270	Fr.-HS	Mansfield, TX / Mansfield
98	Brendon Evers	DT	6-2	290	RSo.-1L	Bixby, OK / Bixby
44	Kamryn Farrar	LB	6-0	200	Fr.-HS	Dallas, TX / Skyline
52	Jacob Farrell	OL	6-6	308	RfR.-RS	Sulphur, OK / Sulphur
15	Sean Michael Flanagan	S	6-2	195	RfR.-RS	Charleston, AR / Charleston
97	Amadou Fofana	DE	6-4	280	RJr.-TR	Memphis, TN / Mitchell / Highland CC
94	Trace Ford	DE	6-3	227	Fr.-HS	Edmond, OK / Santa Fe
69	Ben Freehill	P	6-1	167	Fr.-HS	Melvin, IL / Gibson City / Melvin-Sibley
76	Dylan Galloway	OL	6-5	297	RJr.-2L	Dallas, TX / Coppell
83	Gordie Geymuller	DE	6-2	192	Fr.-HS	Dallas, TX / Parish Episcopal
4	Deondrick Glass	RB	5-10	190	Fr.-HS	Katy, TX / Katy
81	Cole Goodnight	WR	6-2	175	Fr.-HS	Tahlequah, OK / Tahlequah
4	A.J. Green	CB	6-1	190	Sr.-3L	DeSoto, TX / DeSoto
80	LC Greenwood	WR	6-3	212	RSo.-Sq	Garland, TX / Lakeview Central
19	Alex Hale	K	6-1	195	RfR.-RS	Point Fredrick, Australia / St. Edward's
16	Devin Harper	LB	6-1	235	RJr.-2L	Knoxville, TN / Karns
10	Thomas Harper	CB	5-11	165	Fr.-HS	Knoxville, TN / Karns
31	Kolby Harvell-Peel	S	6-0	210	So.-1L	College Station, TX / A&M Consolidated
53	Matt Hembrough	LS	6-3	192	RSo.-Sq	Lisle, IL / Benet
33	Kevin Henry	LB	6-0	239	RSr.-2L	Baton Rouge, LA / Central
30	Chuba Hubbard	RB	6-1	207	RSo.-1L	Sherwood Park, Alberta, Canada / Bev Facey
29	Tom Hutton	P	6-3	195	Fr.-HS	Newborough, VI, Australia / ProKick
37	Isreal Isuman-Hundley	DE	6-5	230	Fr.-HS	Colleyville, TX / Heritage
27	Dezmon Jackson	RB	6-0	203	Jr.-TR	El Dorado, AR / Parkers Chapel / Hutchinson CC
73	Teven Jenkins	OL	6-6	310	RJr.-2L	Topeka, KS / Topeka
42	Jayden Jernigan	DT	6-0	300	Fr.-HS	Allen, TX / Allen
28	Jahmyl Jeter	RB	6-0	215	RfR.-RS	San Antonio, TX / Brennan
8	Braydon Johnson	WR	6-1	195	RSo.-1L	Arlington, TX / Bowie
22	Demarco Jones	CB	6-1	175	Fr.-HS	Tulsa, OK / Booker T. Washington
93	Kyle Junior	DT	6-3	305	RSr.-TR	Middletown, OH / Middletown / Bowling Green
79	Matt Kegel	OL	6-5	307	RJr.-1L	Chaska, MN / Chaska
75	Marcus Keyes	OL	6-3	309	RSr.-3L	Port Allen, LA / Port Allen
54	Truett Knox	OL	6-1	300	RfR.-RS	Fort Worth, TX / Aledo
52	Ben Kopenski	DE	6-1	235	RfR.-RS	McKinney, TX / Prosper
42	Carson Kropp	LB	6-2	230	RfR.-RS	Oologah, OK / Owasso
89	Tyler Lacy	DE	6-4	265	RfR.-RS	Sachse, TX / Sachse
27	Gabe Lemons	CB	6-2	179	RfR.-RS	Prosper, TX / Coppell
70	Kevin Mair	DT	6-1	295	RfR.-RS	Frisco, TX / Independence
40	Brock Martin	DE	6-4	242	RSo.-1L	Oologah, OK / Oologah
48	Adam Martin	LB	5-11	217	RSo.-Sq	Stillwater, OK / Stillwater
2	Tanner McCalister	S	5-11	185	So.-1L	Heath, TX / Rockwall-Heath
39	Jake McClure	K	6-3	200	RSo.-1L	Chattanooga, TN / East Hamilton

No.	Name	Pos.	Ht.	Wt.	Exp.	Hometown/Previous School
65	Matt McClurg	OL	6-5	311	RSo.-Sq	Centennial, CO / Heritage
12	Jordan McCray	WR	6-6	187	RSr.-TR	Marietta, GA / North Cobb / South Alabama
32	Kris McCune	S	6-2	200	RSo.-Sq	Forney, TX / Dallas Christian
85	Patrick McKaufman	WR	6-6	200	RJr.-Sq	Oklahoma City, OK / Douglass / NEO A&M JC
84	Dayton Metcalf	CW	6-4	237	RJr.-Sq	Hooker, OK / Hooker
66	Joe Michalski	OL	6-4	270	Fr.-HS	Overland Park, KS / St. Thomas Aquinas
68	Taylor Miterko	OL	6-6	270	Fr.-HS	Carlsbad, NM / Carlsbad
35	C.J. Moore	WR	6-5	175	RfR.-RS	Tulsa, OK / Union
38	Jacob Morris	WR	5-9	169	RfR.-RS	Oklahoma City, OK / Newcastle
13	Lamarcus Morton	CB	6-1	180	RSo.-Sq	Gilmer, TX / Gilmer
82	Vance Mullendore	DE	6-1	217	Fr.-HS	Tulsa, OK / Holland Hall / IMG Academy
92	Cameron Murray	DT	6-2	290	RJr.-2L	Bryant, AR / Bryant
11	Amen Ogbongbemiga	LB	6-1	225	RJr.-2L	Calgary, Alberta, Canada / Notre Dame
26	Xavier Player	CB	6-0	175	Fr.-HS	Cibolo, TX / Steele
38	Philip Redwine-Bryant	LB	6-2	228	RSr.-1L	Harker Heights, TX / Academy
57	Walker Reed	OL	6-6	341	RJr.-1L	Norman, OK / North
20	Malcolm Rodriguez	S	6-0	205	Jr.-2L	Wagoner, OK / Wagoner
56	Xavier Ross	DT	6-3	285	Fr.-HS	Cedar Hill, TX / Cedar Hill
3	Spencer Sanders	QB	6-2	195	RfR.-RS	Denton, TX / Ryan
50	Ry Schneider	OL	6-3	320	RJr.-1L	Minco, OK / Minco
88	Jake Schultz	DE	6-3	218	Fr.-HS	Prague, OK / Prague
91	Mike Scott	DE	6-5	245	RSr.-1L	Irving, TX / Nimitz / SMU / Trinity Valley JC
15	Jonathan Shepherd	WR	6-4	195	RfR.-RS	Kilgore, TX / Kilgore
50	Relijah Sherman	LB	5-11	222	RSo.-Sq	Oklahoma City, OK / Carl Albert / SW Okla. State
30	Gabe Simpson	WR	6-2	208	RfR.-RS	Jay, OK / Jay
5	Kemah Siverand	CB	6-1	200	RSr.-1L	Cypress, TX / Cypress Ridge / Texas A&M
22	Mbari Snoddy	RB	5-11	190	RfR.-RS	Edmond, OK / Santa Fe
41	Braden Spicer	LB	5-11	217	RfR.-RS	Tulsa, OK / Union
61	Jake Springfield	OL	6-5	316	Fr.-HS	Flower Mound, TX / Flower Mound
3	Tre Sterling	S	6-1	202	RSo.-1L	Sunnyvale, TX / Sunnyvale
17	Dillon Stoner	WR	6-0	198	RJr.-2L	Tulsa, OK / Jenks
18	Shaun Taylor	QB	6-0	209	RfR.-RS	Fort Worth, TX / All Saints Episcopal
25	Jason Taylor, II	S	6-2	195	RfR.-RS	Oklahoma City, OK / Carl Albert
17	David Thibodeaux-Benoit	S	5-9	188	RfR.-RS	Chickasha, OK / Chickasha
35	Samuela Tuihalamaka	DT	6-2	295	RfR.-RS	Riverside, CA / Mater Dei
2	Tylan Wallace	WR	6-0	185	Jr.-2L	Fort Worth, TX / South Hills
96	Kody Walterscheid	DE	6-6	230	Fr.-HS	Muenster, TX / Muenster
25	Andre Washington	RB	6-0	186	Fr.-HS	Roanoke, TX / Liberty Christian
86	Dreyson Watters	WR	5-10	171	Fr.-HS	Jenks, OK / Jenks
51	Matthew Werner	LB	5-11	211	RfR.-RS	Southlake, TX / Carroll
60	Tyrese Williams	OL	6-3	300	RfR.-RS	Houston, TX / Cypress Ridge
31	Taje Williams	WR	5-8	162	RSr.-Sq	Pearland, TX / Dawson / Blinn JC
8	Rodarius Williams	CB	6-0	187	RJr.-2L	Shreveport, LA / Calvary Baptist
12	Kanion Williams	S	6-2	180	RfR.-RS	Dallas, TX / South Oak Cliff
72	Johnny Wilson	OL	6-3	304	RSr.-2L	Midland, TX / Midland Christian
74	Prenton Wilson	OL	6-4	280	Fr.-HS	Bartonville, TX / Argyle
63	Braedy Wilson	LS	6-4	197	Fr.-HS	Oklahoma City, OK / Mustang
1	Landon Wolf	WR	5-11	174	RJr.-2L	Tulsa, OK / East Central
70	Hunter Woodard	OL	6-5	295	RfR.-RS	Tuscola, IL / Tuscola
89	Jelani Woods	CW	6-7	265	RSo.-1L	Ellenwood, GA / Cedar Grove

Pronunciations

95 Israel Antwine	ANN-twine	75 Marcus Keyes	keez
99 Sione Asi	see-OH-nay ah-SEE	66 Joe Michalski	muh-HALL-skee
14 Bryce Balous	BAY-luss	68 Taylor Miterko	mih-TERK-oh
45 Blake Barron	buh-ROAN	11 Amen Ogbongbemiga	AY-men
24 Jarrick Bernard	JAR-ick		awg-BONG-beh-MEE-guh
6 Dru Brown	DREW	5 Kemah Siverand	KEY-muh SIV-er-and
6 JayVeon Cardwell	jay-vee-AWN	35 Samuela Tuihalamaka	sam-WELL-uh
36 Na'Drian Dizadare	NAY-dree-un		TOO-ee-HAH-luh-MAH-kah
	DIZ-uh-dare	96 Kody Walterscheid	walter-SHIED
	AH-muh-doo		(not walter-SHEED)
97 Amadou Fofana	foe-FAH-nuh	12 Kanion Williams	kuh-NYE-un
	CHOO-buh	8 Rodarius Williams	roh-DARE-ee-us
30 Chuba Hubbard	is-ZOO-mun	31 Taje Williams	TAHZ-yay
37 Isreal Isuman-Hundley	HUND-lee	60 Tyrese Williams	TY-reese
	juh-MEEL	89 Jelani Woods	juh-LAW-nee
28 Jahmyl Jeter	KAY-gull		
79 Matt Kegel			



Game Notes

2019 Honors and Recognition

2 Tylan Wallace - WR

- AP Preseason All-America First Team
- ESPN Preseason All-America First Team
- *The Sporting News* Preseason All-America First Team
- *Athlon* Preseason All-America First Team
- *Lindy's* Preseason All-America First Team
- *Sports Illustrated* Preseason All-America Second Team
- CBS Preseason All-America Second Team
- Phil Steele Preseason All-America Second Team
- Preseason All-Big 12 Team
- Biletnikoff Award Watch List
- Maxwell Award Watch List
- Walter Camp Award Watch List
- Earl Campbell Tyler Rose Award Watch List

30 Chuba Hubbard - RB

- Preseason All-Big 12 Team
- Maxwell Award Watch List
- Doak Walker Award Watch List
- Paul Hornung Award Watch List

4 A.J. Green - CB

- Preseason All-Big 12 Team
- Nagurski Trophy Watch List
- Jim Thorpe Award Watch List.

72 Johnny Wilson - C

- Rimington Trophy Watch List

1 Calvin Bundage - LB

- Butkus Award Watch List

The Basics

The Oklahoma State football team opens its 118th season when it travels to Corvallis, Oregon, to face Oregon State at 9:30 p.m. CT (7:30 p.m. PT) on Friday, Aug. 30, at Reser Stadium.

This marks the first time since 2015 the Cowboys have opened their season on the road, and the 52nd time overall they have opened the season with a road game. OSU's overall record in season openers is 71-41-5.

It marks just the third time during Mike Gundy's tenure that the Cowboys have opened with a true road game, although it will mark the sixth time a Gundy-led team will open a season away from Stillwater.

On the Air

The game will be televised by FS1 with Justin Kutcher, Petros Papadakis and Shane Vereen on the call. The contest will also be carried live on the Cowboy Radio Network, with Dave Hunziker handling play-by-play, John Holcomb providing analysis and Robert Allen reporting from the sideline. Fans outside of the Cowboy Radio Network can listen to the OSU broadcast for free through TuneIn Radio or the TuneIn Radio app.

The Series

Friday's game marks the first meeting between Oklahoma State and Oregon State. Although the Cowboys have never faced the Beavers, OSU has squared off several times with schools who are currently in the Pac-12, holding a 33-37-1 record (OSU holds a 20-26-1 record vs. Colorado, who shared a conference with the Cowboys). Over the past decade, the Cowboys are 7-1 against Pac-12 schools.

Mike Gundy holds a 9-3 career record against schools in today's Pac-12, including a 38-8 Alamo Bowl win over Colorado in 2016 and a 30-22 win over Washington in the Cactus Bowl in the two most recent matchups. Friday's game will mark the first Big 12 opponent for Oregon State head coach Jonathan Smith.

Oklahoma State From a Distance

Oklahoma State is coming off 7-6 season that was capped by a win over No. 23 Missouri in the 2018 AutoZone Liberty Bowl. It marked the end of an up-and-down season that included two wins over opponents ranked in the top 10 of the AP poll (No. 6 Texas and No. 7 West Virginia). It marked just the third time in school history the Cowboys had beaten two top-10 opponents in the same season.

The most notable returner is first-team All-America receiver Tylan Wallace, who stormed onto the scene last year and finished as a finalist for the Biletnikoff Award given to the nation's best pass catcher. As a sophomore last season, Wallace ranked second nationally with 1,491 receiving yards, led the nation with 63 receptions of 10 yards or longer and tied for second in the FBS with 25 receptions of 20 yards or longer. His 17.33 yards per reception last year also led the FBS among players with a minimum of 80 catches.

Running back Chuba Hubbard should also play a prominent role on offense after taking over the feature back role in the final four games of the season and crossing the 100-yard mark in three of them.

At quarterback, graduate transfer Dru Brown and redshirt freshman Spencer Sanders are both expected to see action. Brown was a two-year starter at Hawai'i and Sanders was a highly-touted recruit out of Denton Ryan HS in Texas. Neither has taken a meaningful snap in an Oklahoma State uniform yet, so there is a level of newness regardless of who is under center.

Defensively, the Cowboys will feature a whole cast of new starters on the defensive line, but will have a strong group of returning starters in the secondary. For the first time in Mike Gundy's tenure, he will have two cornerbacks in their third year as starters with A.J. Green and Rodarius Williams returning.

On special teams, Cowboy kicker Matt Ammendola is back for his senior season and ranks among the most accurate kickers in school history. Tom Hutton has also had a buzz around his name as the 29-year-old true freshman is set to take over the punting duties after beginning his career playing Australian-rules football.

Weekly Media Calendar

23

Friday

12 p.m. CT
Mike Gundy
Media
Luncheon

24

Saturday

No
availability

25

Sunday

6 p.m. CT
Mike Gundy
Radio Show -
Cowboy
Radio
Network

26

Monday

10:20 a.m. CT
Mike Gundy
on Big 12
Coaches
Teleconfer-
ence

27

Tuesday

No
availability
except for
network TV

28

Wednesday

No
availability

29

Thursday

No
availability

30

Friday

9:30 p.m. CT
Oklahoma
State at
Oregon
State



Game Notes

Oklahoma State 2018 Leaders

Rushing	Att	Net	TD
Justice Hill	158	930	9
Chuba Hubbard	124	740	7
Taylor Cornelius	122	406	10

Passing	C-A-I	Yds	TD
Taylor Cornelius	288-485-13	3,978	32

Receiving	Rec	Yds	TD
Tylan Wallace	86	1,491	12
Tyron Johnson	53	845	7
Dillon Stoner	48	603	2

Tackles	Solo	Asst.	Total
Justin Phillips	71	27	98
Malcolm Rodriguez	53	30	83
Calvin Bundage	41	21	62

Tackles for Loss	No.	Yds
Jordan Brailford	16.0	65
J. Phillips & J. Owens	11.0	-

Interceptions	No.	Yds
Rodarius Williams	2	0

Oregon State 2018 Leaders

Rushing	Att	Net	TD
Jermar Jefferson	239	1,380	12
Artavis Pierce	54	408	4
Trevon Bradford	12	136	0

Passing	C-A-I	Yds	TD
Jake Luton	140-224-4	1,660	10
Conor Blount	95-153-2	1,117	7

Receiving	Rec	Yds	TD
Isaiah Hodgins	59	876	5
Timmy Hernandez	58	661	3
Trevon Bradford	56	649	6

Tackles	Solo	Asst.	Total
Jalen Moore	70	32	102
Shemar Smith	46	39	85
Doug Taumoelau	28	26	54

Tackles for Loss	No.	Yds
Hamilcar Rashed Jr.	11.5	50

Interceptions	No.	Yds
Three tied	1	-

Scoring Machine

Oklahoma State has piled up points in a big way in recent years. The highest-scoring games of the Mike Gundy era:

60 or more points in a game

Date	Opponent	Result	Score
9/1/2012	Savannah State	W	84-0
10/8/2011	Kansas	W	70-28
10/31/2015	at Texas Tech	W	70-53
9/19/2015	UTSA	W	69-14
11/12/2011	at Texas Tech	W	66-6
11/11/2006	Baylor	W	66-24
9/4/2010	Washington State	W	65-17
9/15/2012	Louisiana	W	65-24
9/18/2010	Tulsa	W	65-28
9/3/2016	Southeastern Louisiana	W	61-7
9/3/2011	Louisiana	W	61-34

50-59 points in a game

Date	Opponent	Result	Score
9/14/2013	Lamar	W	59-3
10/14/2017	Baylor	W	59-16
11/1/2008	Iowa State	W	59-17
9/16/2017	at Pittsburgh	W	59-21
11/17/2012	No. 23 Texas Tech	W	59-21
8/31/2017	Tulsa	W	59-24
10/29/2011	Baylor	W	59-24
9/17/2011	at Tulsa	W	59-33
10/24/2015	Kansas	W	58-10
8/30/2018	Missouri State	W	58-17
11/25/2017	Kansas	W	58-17
1/1/2013	vs. Purdue+	W	58-21
10/26/13	at Iowa State	W	58-27
9/13/2008	Missouri State	W	57-13
9/26/2009	Grambling State	W	56-6
10/4/2008	Texas A&M	W	56-28
9/7/2013	at UTSA	W	56-35
9/6/2008	Houston	W	56-37
9/8/2018	South Alabama	W	55-13
9/27/2008	Troy	W	55-24
11/6/2010	No. 22 Baylor	W	55-28
11/10/2012	West Virginia	W	55-34
10/8/2010	at Louisiana	W	54-28
9/2/2006	Missouri State	W	52-10
11/2/2013	at No. 15 Texas Tech	W	52-34
11/5/2011	No. 17 Kansas State	W	52-45
11/4/2017	No. 11 Oklahoma	L	52-62
10/28/2017	at No. 22 West Virginia	W	50-39

40-49 points in a game

Date	Opponent	Result	Score
11/23/2013	No. 3 Baylor	W	49-17
11/7/2015	No. 5 TCU	W	49-29
10/1/2016	No. 22 Texas	W	49-31
12/31/2007	vs. Indiana#	W	49-33
11/11/2017	at No. 24 Iowa State	W	49-42
9/22/2007	Texas Tech	W	49-45
9/16/2006	Florida Atlantic	W	48-8
11/20/2010	at Kansas	W	48-14
9/29/2018	at Kansas	W	48-28
11/24/2012	at No. 14 Oklahoma	L-ot	48-51
11/10/2018	at No. 6 Oklahoma	L	47-48
11/17/2007	at Baylor	W	45-14
10/13/2007	at Nebraska	W	45-14
10/22/2011	at Missouri	W	45-24
9/25/2014	Texas Tech	W	45-35
9/17/2016	Pitt	W	45-38
11/17/2018	No. 7 West Virginia	W	45-41
11/12/2016	Texas Tech	W	45-44
9/8/2017	at South Alabama	W	44-7
12/3/2011	No. 13 Oklahoma	W	44-10
10/22/2016	at Kansas	W	44-20
9/15/2018	No. 17 Boise State	W	44-21
9/13/2014	UTSA	W	43-13
11/5/2016	at Kansas State	W	43-37
11/9/2013	Kansas	W	42-6
9/8/2007	Florida Atlantic	W	42-6
10/14/2006	at Kansas	W	42-32
10/6/2018	Iowa State	L	42-48
9/19/2009	Rice	W	41-24
10/28/2006	No. 20 Nebraska	W	41-29
9/30/2017	at Texas Tech	W	41-34
1/2/2012	No. 4 Stanford \$	W-ot	41-38
9/11/2010	Troy	W	41-38
10/20/2007	No. 25 Kansas State	L	41-39
11/27/2010	No. 14 Oklahoma	W	41-47
10/23/2010	No. 14 Nebraska	L	41-51
11/29/2008	No. 3 Oklahoma	L	41-61
9/6/2014	Missouri State	W	40-23
11/18/2017	Kansas State	L	40-45

Insight Bowl, \$ Fiesta Bowl, + Heart of Dallas Bowl

West Coast Warriors

Friday's game marks the sixth time in school history that Oklahoma State has opened its season against a member of the Pac-12. A look back at the previous five:

Date	Opponent	Result
Sept. 8, 1984	at No. 12 Arizona State	W, 45-3
Sept. 7, 1985	at No. 12 Washington	W, 31-17
Sept. 4, 2004	at UCLA	W, 31-20
Aug. 30, 2008	vs. Washington State (Seattle)	W, 39-13
Sept. 4, 2010	Washington State	W, 65-17

An Oklahoma State Win Would...

- Give it three straight wins over Pac-12 opponents and improve the Cowboys to 8-1 in their past nine matchups with Pac-12 teams.
- Improve Mike Gundy's record vs. teams in the Pac-12 to 10-3, with a 2-1 record in true road games.
- Make it 1-0 all-time vs. Oregon State.
- Improve the Cowboys to 26-10 in their last 36 games and 40-15 in their last 55 games overall.
- Improve Mike Gundy's record in non-conference games to 50-11.
- Give it 11 straight wins in non-conference games, matching the third-longest streak in program history.
- Improve the Cowboys to 33-5 in their last 38 non-conference games.
- Improve the Cowboys' all-time record against teams in the Pac-12 to 34-37-1.
- Make it 6-0 all-time in season opening games against members of the Pac-12 Conference.
- Make it 63-12 in its last 75 games vs. unranked opponents, dating back to 2010.
- Make it 7-4 in its past 11 true road games and 17-6 in its past 23 true road games.
- Improve its record in season openers to 72-41-5 and its record in away season openers to 19-32-1.
- Give the Cowboys wins in 11 of their last 12, 14 of their last 16 and 31 of their last 39 season openers.
- Improve Mike Gundy's record in season openers on the road to 2-1 and his record in season openers away from Stillwater to 4-2.

Notable Streaks and Trends Entering the Game

- Oklahoma State has won 25 of its last 35 games overall.
- OSU is 18-6 in its last 24 games decided by less than 10 points.
- OSU has scored on its opening drive in seven of its last nine games.
- OSU has won 20 of its last 21 games when leading at halftime, dating to Sept. 17, 2016.
- Matt Ammendola has made 27 of his last 33 field goal attempts, and 29 of his last 36 tries.
- OSU has won three straight overtime games.
- OSU has had at least one 100-yard receiver in 14 of its last 18 games.
- OSU has had a 100-yard rusher in 17 of its last 27 games.
- OSU has outrushed its opponent in 17 of its last 27 games and in 19 of its last 30 games.
- Oklahoma State has won 39 of its last 54 games overall, dating back to the end of the 2014 season.
- OSU has forced at least one turnover in 37 of its last 40 games and in 46 of the last 50 games, dating to 2015.
- Dating back to 2005, OSU has won 35 of its last 37 games when not committing a turnover.
- Dating back to 2008, OSU has won 58 of its last 63 games when winning the turnover battle.
- Dillon Stoner has at least one catch in each of his last 25 games.



Game Notes

Cowboys in Close Games

Success in close games has been part of Mike Gundy's career success. A look at how the Cowboys have fared in close games (less than 10 points separating the final score) since 2009:

2009		
at Texas A&M	W	36-31
Texas Tech	W	24-17
Colorado	W	31-28

2010		
Troy	W	41-38
Texas A&M	W	38-35
No. 14 Oklahoma	L	41-47

2011		
at No. 8 Texas A&M	W	30-29
No. 17 Kansas State	W	52-45
at Iowa State	L	31-37 (OT)
No. 4 Stanford (Fiesta Bowl)	W	41-38 (OT)

2012		
No. 12 Texas	L	36-41
at Kansas	W	20-14
at No. 14 Oklahoma	L	48-51 (OT)
at Baylor	L	34-41

2013		
at West Virginia	L	21-30
Kansas State	W	33-29
No. 18 Oklahoma	L	24-33

2014		
vs. No. 1 Florida State	L	31-37
at Kansas	W	27-20
at No. 18 Oklahoma	W	38-35 (OT)
Washington (Cactus Bowl)	W	30-22

2015		
at Texas	W	30-27
Kansas State	W	36-34
at West Virginia	W	33-26 (OT)
at Iowa State	W	35-31

2016		
Central Michigan	L	27-30
Pittsburgh	W	45-38
Iowa State	W	38-31
at Kansas State	W	43-37
Texas Tech	W	45-44

2017		
Texas Tech	W	41-34
at Texas	W	13-10 (OT)
at No. 24 Iowa State	W	49-42
Kansas State	L	40-45
vs. No. 22 Virginia Tech (CW Bowl)	W	30-21

2018		
Iowa State	L	42-48
No. 6 Texas	W	38-35
at Baylor	L	31-35
at No. 6 Oklahoma	L	47-48
No. 7 West Virginia	W	45-41
at TCU	L	24-31
vs. No. 23 Missouri	W	38-33

Team and Player Notes

Win Indicators

There are many things that factor into whether a team wins a game or not, but a long-term look at the trends during Mike Gundy's tenure at Oklahoma State shows that winning the turnover battle and winning the run game are two of the easiest ways to predict an OSU victory.

Since 2005, when the Cowboys win the turnover battle, they are 67-8 (89.5 pct.). They are 34-2 (94.4 pct.) in games when they commit zero turnovers. OSU is 91-21 under Gundy when outrushing the opponent (81.3 pct.) and is 39-5 when holding the opponent under 100 yards on the ground (88.6 pct.).

History also shows that OSU is tough to beat when it takes a lead into halftime, as the Cowboys are 94-8 when leading at intermission under Gundy (92.2 pct.).

Cowboys in Close Games

One of the best marks of a great program is finding a way to win when the game is close at the end. Under Mike Gundy, the Cowboys have excelled in that area.

Dating back to the 2014 season, OSU is 18-6 in its last 24 games decided by less than 10 points, including a streak of three straight overtime wins and wins over No. 6 Texas and No. 7 West Virginia last season. That kind of consistency in pressure situations plays a large part in OSU's success. Going back to the beginning of the Gundy era, OSU is 34-23 in games decided by less than 10 points.

Game 1 Talking Points - Offense

- Oklahoma State offensive coordinator Sean Gleeson makes his FBS debut against Oregon State after spending the previous two seasons as a successful offensive coordinator at Princeton. Offensive line coach Charlie Dickey, a 32-year coaching veteran who previously served as the offensive line coach under Bill Snyder at Kansas State from 2009-18, also makes his Cowboy debut against the Beavers.
- Wide receiver Tylan Wallace is a preseason All-America selection by nearly every major national outlet and OSU's most accomplished player. He finished last season as a finalist for the Biletnikoff Award given the nation's best pass catcher and is primed for another big season in 2019.
- Running back Chuba Hubbard is a preseason All-Big 12 selection and showed plenty of talent after he took over as OSU's feature back in the final four games of last season. He has competed at the youth world level as a sprinter and has added more than 15 pounds of muscle since his freshman season.
- Quarterback talk involving Dru Brown and Spencer Sanders has dominated the coverage of the Cowboys since the spring. Brown passed for more than 5,000 yards in two years as a starter at Hawai'i before transferring to OSU and redshirting last season, while Sanders was named the Gatorade State Player of the Year in Texas after wrapping up his high school career with a 46-6 record as a starter. Coach Mike Gundy has said that both quarterbacks could play this season, even acknowledging the possibility of a two-quarterback system.
- The Cowboy offensive line is anchored in the middle by a combined 59 career starts from center Johnny Wilson and left guard Marcus Keyes. They lead a group that includes tackles Teven Jenkins and Dylan Galloway, who also have starting experience under their belt.

Offensive Success

Throughout Mike Gundy's tenure, OSU has been known for offensive success. Despite losing national award winners and having coaching changes and injuries, Gundy has found a way to put together elite offenses year in and year out, and the evidence is in the numbers.

In the past nine seasons, Oklahoma State has finished among the top four nationally in total offense four times, including being ranked No. 2 nationally in 2017 and No. 10 nationally last season. Gundy's teams have finished among the top 16 nationally in total offense nine times during his 14 seasons as head coach.

Noting Tylan Wallace

Oklahoma State's wide receiver Tylan Wallace has already taken the first legs of the journey to become OSU's next great wideout. As a sophomore last season, he went from a complete unknown to a Biletnikoff Award finalist. To get there, he turned in the second-best receiving total by an underclassmen in OSU history with 1,491 yards. It was the fifth-highest total by any player in school history.

Wallace led the nation with 63 catches of at least 10 yards and tied for the national lead with 18 catches of at least 25 yards. His 17.33 yards per reception average led the FBS among players with a minimum of 80 catches. Additionally, he finished last season ranked No. 2 in the FBS with 1,491 receiving yards, No. 2 in the FBS with 66 first-down catches and No. 3 in the FBS with 114.7 receiving yards per game.

The Best Shows are for the Biggest Stages

Tylan Wallace turned in his best performances last season in OSU's four games vs. AP top-20 teams:

Tylan Wallace vs AP-ranked teams (4 games)

REC	YDS	AVG	YPG	LNG	TD
32	609	19.03	152.25	49	6

Game Notes

Wallace Among Returning Players

As successful as Wallace was as a sophomore in 2018, his numbers from last year are even more impressive when compared against those who are returning in 2019. Here's a look at last year's receiving yards per game leaders among 2019 returners:

Rk	Name	Class('19)	GM	Catches	Yards	Yds/Catch	TD	Yards/Game
1.	Tylan Wallace, Oklahoma State	JR	13	86	1491	17.34	12	114.7
2.	Laviska Shenault Jr., Colorado	JR	9	86	1011	11.76	6	112.3
3.	James Proche, SMU	SR	12	93	1199	12.89	12	99.9
4.	Rondale Moore, Purdue	SO	13	114	1258	11.04	12	96.8
5.	Antonio Gandy-Golden, Liberty	SR	11	71	1037	14.61	10	94.3
6.	Tyler Johnson, Minnesota	Sr	13	78	1169	14.99	12	89.9
7.	Adrian Hardy, La. Tech	JR	13	75	1145	15.27	6	88.1
8.	Jerry Judy, Alabama	JR	15	68	1315	19.34	14	87.7
9.	Rico Bussey, Jr., North Texas	SR	12	68	1017	14.96	12	84.8
10.	Damonte Coxie, Memphis	JR	14	72	1174	16.31	7	83.9

Keep It

With only two seasons of college ball under his belt, Tylan Wallace is already climbing OSU's career list of 100-yard single game receiving performances:

Career 100-yard Receiving Games

1.	21	James Washington	2014-17
2.	20	Rashaun Woods	2000-03
3.	19	Justin Blackmon	2009-11
4.	18	Hart Lee Dykes	1985-88
5.	10	Marcell Ateman	2013-17
6.	9	Dez Bryant	2007-09
7.	7	Tylan Wallace	2017-present
	7	Josh Stewart	2011-13

Just Getting Started: Chuba Hubbard

Although Chuba Hubbard saw limited action most of last season behind All-Big 12 running back Justice Hill, he did get to start the final four games of the season when Hill was held out due to injury. It was a small sample size, but Hubbard provided plenty of reason for optimism. In his four games as the featured back (at No. 6 Oklahoma, vs. No. 7 West Virginia, at TCU and vs. No. 23 Missouri in the Liberty Bowl), he averaged 106.3 rushing yards per contest and 5.4 yards per carry:

Date	Opponent	Carries	Yards	Yards/Carry	TD
Nov. 10	at No. 4 Oklahoma	22	104	4.73	3
Nov. 17	No. 20 West Virginia	26	134	5.15	0
Nov. 24	at TCU	13	42	3.23	1
Dec. 31	vs. No. 23 Missouri	18	145	8.06	1

Hubbard finished the season with nine total touchdowns to mark the most for a Cowboy freshman during the Mike Gundy era (2005-present) and the most for any OSU freshman since Donovan Woods scored 10 touchdowns in 2004.

Game 1 Talking Points - Defense

- Defensive coordinator Jim Knowles enters his second season as the leader of the Cowboy defense. The strengths of last year's unit were pressuring the quarterback and getting stops in the red zone.
- The OSU defensive line features a fresh look in 2019, as the Cowboys return zero career starts up front. Although none have started, many have played significant reps in games. The Cowboys will lean on a mix of young players and older players who have developed in the system, but all will see more time this year than they have to this point of their careers.
- For the first time in the Mike Gundy era (since 2005), Oklahoma State will feature a pair of cornerbacks in their third year as starters. A.J. Green, a true senior, and Rodarius Williams, a redshirt junior, both came in the same recruiting class and have been everyday starters since the beginning of the 2017 season.
- One change on the depth chart for the 2019 season opener is the movement of Malcolm Rodriguez from safety to linebacker. The Oklahoma native started 10 games at safety last season and was OSU's second-leading tackler last year with 83. The move should provide added depth in the middle of the defense for the Cowboys.
- Safeties Kolby Harvell-Peel and Jarrick Bernard both showed promise last season, starting several games as true freshmen. They both stand to build on a strong start heading into their sophomore seasons in 2019.

Situational Records

	2018	Gundy Era
Home	5-2	68-24
Away	1-4	42-30
Neutral	1-0	12-5
Natural Grass	0-2	15-18
Artificial Turf	7-4	106-41
Day Games	4-3	69-31
Night Games	3-2	51-27
vs. Ranked Opponents	4-1	27-32
August	1-0	4-1
September	3-1	42-11
October	1-2	37-15
November	1-3	28-25
December	1-0	7-4
January	0-0	3-3
Leading at Halftime	5-1	94-8
Trailing at Halftime	2-5	22-47
Tied at Halftime	0-0	5-4
Scoring First	5-5	83-28
Opponent Scoring First	2-1	38-31
Score < 20 Points	0-2	2-15
Score 20+ Points	7-4	117-44
Score 30+ Points	7-3	107-24
Score 40+ Points	5-2	70-8
Opponent Scores < 20 Points	2-0	56-0
Opponent Scores 20+ Points	5-6	64-58
Opponent Scores 30+ Points	3-6	32-51
Opponent Scores 40+ Points	1-3	6-32
Gain < 20 First Downs	1-3	18-26
Gain 20+ First Downs	6-3	102-33
Opponent Gains < 20 First Downs	3-0	58-13
Opponent Gains 20+ First Downs	4-6	63-46
More Rushing Yards Than Opponent	6-0	91-21
Fewer Rushing Yards Than Opponent	1-6	30-38
Rush For < 100 Yards	0-1	12-13
Rush For 100+ Yards	7-5	109-46
Opponent Rushes For < 100 Yards	2-0	39-5
Opponent Rushes For 100+ Yards	5-6	82-54
More Passing Yards Than Opponent	4-4	82-23
Fewer Passing Yards Than Opponent	3-2	39-36
Pass For < 200 Yards	0-2	19-21
Pass For 200+ Yards	7-4	102-38
Opponent Passes For < 200 Yards	2-3	43-12
Opponent Passes For 200+ Yards	5-3	78-47
Pass For < 300 Yards	1-4	56-37
Pass For 300+ Yards	6-2	62-21
Opponent Passes For < 300 Yards	4-3	92-30
Opponent Passes For 300+ Yards	3-3	28-28
More Total Yards Than Opponent	6-1	96-14
Fewer Total Yards Than Opponent	1-5	25-44
Gain < 300 Total Yards	0-1	3-12
Gain 300+ Total Yards	7-5	118-47
Opponent Gains < 300 Total Yards	2-0	29-1
Opponent Gains 300+ Total Yards	5-6	92-58
Commit No Turnovers	2-0	34-2
Win Turnover Battle	1-0	67-8
Equal Turnovers As Opponent	3-3	32-15
Lose Turnover Battle	3-3	21-36
Commit < 6 Penalties	3-1	53-31
Commit 6+ Penalties	4-5	68-28
3rd Down % < 25	1-1	6-18
3rd Down % 25-49	2-4	60-29
3rd Down % 50+	4-1	55-12
Opponent 3rd Down % < 25	2-0	29-3
Opponent 3rd Down % 25-49	3-4	75-35
Opponent 3rd Down % 50+	2-2	17-21
Trail Time of Possession	3-4	69-46
Lead Time of Possession	4-2	52-13



Game Notes

Associated Press Poll, Preseason

RK	TEAM	RECORD	PTS
1.	Clemson(52)	0-0	1540
2.	Alabama(10)	0-0	1496
3.	Georgia	0-0	1403
4.	Oklahoma	0-0	1331
5.	Ohio State	0-0	1261
6.	LSU	0-0	1199
7.	Michigan	0-0	1164
8.	Florida	0-0	1054
9.	Notre Dame	0-0	1044
10.	Texas	0-0	1005
11.	Oregon	0-0	860
12.	Texas A&M	0-0	852
13.	Washington	0-0	786
14.	Utah	0-0	772
15.	Penn State	0-0	651
16.	Auburn	0-0	578
17.	UCF	0-0	410
18.	Michigan State	0-0	377
19.	Wisconsin	0-0	370
20.	Iowa	0-0	330
21.	Iowa State	0-0	302
22.	Syracuse	0-0	209
23.	Washington State	0-0	200
24.	Nebraska	0-0	154
25.	Stanford	0-0	141

Others receiving votes: Missouri 117, Army 94, Mississippi State 87, Miami 70, Northwestern 63, TCU 57, Virginia 44, Boise State 38, Cincinnati 16, South Carolina 15, Virginia Tech 12, Fresno State 8, Utah State 8, Minnesota 7, Memphis 6, Appalachian State 5, West Virginia 3, **Oklahoma State 3**, UAB 3, Arizona State 3, Arizona 1, USC 1

Amway Coaches Poll, Preseason

RK	TEAM	RECORD	PTS
1.	Clemson(59)	0-0	1619
2.	Alabama(6)	0-0	1566
3.	Georgia	0-0	1447
4.	Oklahoma	0-0	1415
5.	Ohio State	0-0	1368
6.	LSU	0-0	1218
7.	Michigan	0-0	1155
8.	Florida	0-0	1103
9.	Notre Dame	0-0	1100
10.	Texas	0-0	1038
11.	Texas A&M	0-0	893
12.	Washington	0-0	834
13.	Oregon	0-0	787
14.	Penn State	0-0	699
15.	Utah	0-0	642
16.	Auburn	0-0	606
17.	UCF	0-0	436
	Wisconsin	0-0	436
19.	Iowa	0-0	343
20.	Michigan State	0-0	313
21.	Washington State	0-0	274
22.	Syracuse	0-0	227
23.	Stanford	0-0	200
24.	Iowa State	0-0	169
25.	Northwestern	0-0	161

Others Receiving Votes: Nebraska 152, Boise State 118, Mississippi State 111, Miami 94, Army 91, Kentucky 79, Virginia Tech 64, TCU 63, USC 47, Fresno State 32, Utah State 32, Virginia 30, Cincinnati 25, West Virginia 24, Memphis 24, **Oklahoma State 20**, South Carolina 15, NC State 12, Duke 10, Boston College 5, Florida State 4, Baylor 4, Appalachian State 4, Houston 3, North Texas 3, Temple 2, Arizona State 2, UCLA 2, Minnesota 1, Ole Miss 1, Tennessee 1, Troy 1

Block Party - National Leaders in Blocked kicks since 2013

Oklahoma State has earned a reputation for its ability to block kicks. Here are the national team leaders in blocked kicks since the beginning of the 2013 season:

1. Oklahoma St. (Big 12)	25
Temple (AAC)	25
3. BYU (FBS Independent)	24
4. Air Force (MWC)	21
Southern California (Pac-12)	21
Texas A&M (SEC)	21

Turnover Tradition

OSU ranks among the national leaders in turnovers forced since 2010. A look at the elite performers:

1. Houston	254
2. Oregon	250
3. Louisiana Tech	238
4. Oklahoma St.	237
Boise St.	237
6. Washington	231
7. Utah	229
8. Arkansas St.	226
9. Ohio St.	223
10. South Carolina	222

Non-Offensive TDs an OSU Staple

Non-offensive touchdowns have been a regular part of the Oklahoma State attack in recent years, as the Cowboys have been among the leaders in non-offensive scores since the start of the 2010 season. A closer look:

Non-Offensive Touchdowns, NCAA Leaders Since 2010

1. Alabama	52
2. Utah	47
Oregon	47
4. TCU	45
Houston	45
Florida	45
7. Oklahoma State	44
8. Ohio State	41
9. Kansas State	39
10. Arizona State	36

Ammendola OSU Career Records Watch

Field goals made

1. 69 Larry Roach (69-105)	1981-84
2. 68 Ben Grogan (68-91)	2013-16
3. 57 Dan Bailey (57-72)	2007-10
4. 56 Cary Blanchard (56-77)	1987-90
5. 54 Tim Sydnes (54-80)	1996-99
6. 50 Quinn Sharp (50-59)	2008-12
7. 42 Luke Phillips (42-51)	2001-03
8. 40 Matt Ammendola (39-51) 2016-pres.	

Field goal pct (minimum 15 attempts)

1. 84.7 Quinn Sharp (50-59)	2008-12
2. 82.4 Luke Phillips (42-51)	2001-03
3. 80 Bruce Redden (12-15)	2005-06
4. 79.2 Dan Bailey (57-72)	2007-10
5. 76.4 Matt Ammendola (39-51) 2016-pres.	
6. 74.7 Ben Grogan (68-91)	2013-16
7. 72.7 Cary Blanchard (56-77)	1987-90
8. 69 Jason Ricks (29-42)	2004-07

Cowboy Grads

Academics has always been a point of emphasis for OSU coach Mike Gundy. The 2018 Cowboy roster includes seven players who have already earned their degrees:

- Matt Ammendola – Health Education & Promotion/Exercise & Health
- Dru Brown – Communications (From Hawai'i in 2018)
- Kevin Henry – Education
- Marcus Keyes – Education
- Jordan McCray - Interdisciplinary Studies (From South Alabama in 2019)
- Philip Redwine-Bryant – Psychology
- Kemah Siverand – University Studies/Business (From Texas A&M in 2018)
- Johnny Wilson – Management & Marketing
- Landon Wolf – Sociology



2018 Honors and Recognition

2 Tylan Wallace - WR

- Biletnikoff Award Finalist
- All-America First Team (*The Sporting News, ESPN*)
- All-America Second Team (Walter Camp, Associated Press, *Sports Illustrated, USA Today*)
- First Team All-Big 12 (coaches and Associated Press)
- OSU's Bob Fenimore Award (Team MVP)
- Academic All-Big 12 Second Team
- The Earl Campbell Tyler Rose Award Finalist
- OSU Offensive MVP of the Game vs. South Alabama
- OSU Offensive MVP of the Game vs. Texas
- Earl Campbell Tyler Rose POTW Honorable Mention vs. UT

94 Jordan Brailford - DE

- First Team All-Big 12 (coaches)
- Second Team All-Big 12 (Associated Press)
- OSU's Leslie O'Neal Award (outstanding defensive player)
- Team Captain as voted by teammates
- OSU Defensive MVP of the Game vs. Boise State
- OSU Co-Defensive MVP of the Game vs. Kansas
- Big 12 Defensive Player of the Week vs. Kansas
- Big 12 DLOTY Honorable Mention (coaches)
- OSU Four-Year Letterwinner Award

5 Justice Hill - RB

- *Athlon Sports* All-America Third Team
- First Team All-Big 12 (coaches)
- Second Team All-Big 12 (Associated Press)
- CoSIDA Academic All-America Second Team
- Big 12 Scholar-Athlete of the Year
- Academic All-Big 12 First Team
- OSU Offensive MVP of the Game vs. Missouri State
- OSU Co-Offensive MVP of the Game vs. Kansas

4 A.J. Green - CB

- Second Team All-Big 12 (coaches)
- OSU Defensive MVP of the Game vs. Texas
- OSU Defensive MVP of the Game vs. West Virginia

93 Jarrell Owens - DE

- Second Team All-Big 12 (coaches)
- OSU Four-Year Letterwinner Award

14 Taylor Cornelius - QB

- Burlsworth Trophy Semifinalist
- Honorable Mention All-Big 12 (coaches)
- Team Captain as voted by teammates
- AutoZone Liberty Bowl Most Outstanding Player
- Academic All-Big 12 Second Team
- Walter Camp National Player of the Week vs. W. Virginia
- Earl Campbell Tyler Rose National POTW vs. West Virginia
- Big 12 Offensive Player of the Week vs. West Virginia
- Manning Award "Star of the Week" vs. West Virginia
- OSU Offensive MVP of the Game vs. West Virginia
- Johnny Unitas Golden Arm Award Top 30
- OSU's Thurman Thomas Award (outstanding offensive player)
- Davey O'Brien Great 8 list vs. Boise State
- Manning Award "Star of the Week" vs. Boise State
- OSU Offensive MVP of the Game vs. Boise State
- Davey O'Brien Great 8 list vs. Texas
- Manning Award "Star of the Week" vs. Texas
- Big 12 Offensive Player of the Week vs. Texas

19 Justin Phillips - LB

- OSU's Bob Fenimore Award (Team MVP)
- Honorable Mention All-Big 12 (coaches)
- Team Captain as voted by teammates
- OSU Defensive MVP of the Game vs. Missouri State
- OSU Co-Defensive MVP of the Game vs. Kansas

41 Britton Abbott - CW

- 2017-18 Dr. Prentice Gautt Postgraduate Scholarship
- CoSIDA Academic All-America First Team
- Academic All-Big 12 First Team (4.0 GPA)
- Honorable Mention All-Big 12 (coaches)
- OSU's Dr. L.L. Boger Award for academic and athletic achievement

75 Marcus Keyes - OL

- Honorable Mention All-Big 12 (coaches)
- Team Captain as voted by teammates
- OSU's Vernon Grant Award for outstanding leadership, spirit and enthusiasm
- Academic All-Big 12 Second Team

20 Malcolm Rodriguez - S

- Honorable Mention All-Big 12 (coaches)
- OSU Defensive MVP of the Game vs. South Alabama

1 Calvin Bundage - LB

- Honorable Mention All-Big 12 (coaches)

3 Kenneth Edison-McGruder - S

- Honorable Mention All-Big 12 (coaches)
- OSU Four-Year Letterwinner Award

73 Teven Jenkins - OL

- Honorable Mention All-Big 12 (coaches)
- OSU's Barry Sanders Award for greatest contribution with the least recognition

89 Jelani Woods - CW

- Honorable Mention All-Big 12 (coaches)

13 Tyron Johnson - WR

- AutoZone Liberty Bowl Offensive MVP
- Academic All-Big 12 Second Team

56 Enoch Smith, Jr. - DT

- AutoZone Liberty Bowl Defensive MVP

11 Amen Ogbongbemiga - LB

- OSU's Outstanding Special Teams Player award
- Big 12 Special Teams Player of the Week vs. Boise State
- OSU Special Teams MVP of the Game vs. Boise State
- Academic All-Big 12 First Team

29 Zach Sinor - P

- Ray Guy Award's Ray's 8 List vs. Kansas
- Ray Guy Award's Ray's 8 List vs. Iowa State
- Big 12 Special Teams Player of the Week vs. Texas
- Ray Guy Award Final Candidate List
- OSU Four-Year Letterwinner Award

82 Cole Walterscheid - DE

- OSU's Barry Sanders Award for greatest contribution with the least recognition

33 Kevin Henry - LB

- OSU's Vernon Grant Award for outstanding leadership, spirit and enthusiasm

30 Chuba Hubbard - RB

- OSU's Russell Okung Award for outstanding newcomer
- Big 12 Newcomer of the Week vs. Missouri State

24 Jarrick Bernard - S

- OSU's Russell Okung Award for outstanding newcomer

87 Logan Carter - CW

- OSU's Walk-On Award (outstanding non-scholarship player)
- Academic All-Big 12 First Team (4.0 GPA)

47 Tyler Ferguson - DE

- Academic All-Big 12 First Team
- OSU's Dr. L.L. Boger Award for academic and athletic achievement

38 Philip Redwine-Bryant - LB

- Team Captain as voted by teammates
- OSU's Walk-On Award (outstanding non-scholarship player)

50 Ry Schneider - OL

- OSU's Walk-On Award (outstanding non-scholarship player)
- Academic All-Big 12 Second Team

88 Landon Wolf - WR

- OSU Co-Offensive MVP of the Game vs. Kansas
- Academic All-Big 12 First Team

59 Matt Hockett - P

- Academic All-Big 12 Second Team
- OSU Special Teams MVP of the Game vs. West Virginia

32 Malik Givens - S

- OSU Special Teams MVP of the Game vs. Texas

49 Matt Ammendola - K

- Academic All-Big 12 First Team

14 Bryce Balous - CB

- OSU Special Teams MVP of the Game vs. West Virginia

36 Rhett Boles - WR

- Academic All-Big 12 First Team

83 Korie Frausto - WR

- Academic All-Big 12 First Team

86 Triston Grant - DE

- Academic All-Big 12 First Team

10 Tyrell Alexander - WR

- Academic All-Big 12 Second Team

7 LD Brown - RB

- Academic All-Big 12 Second Team

42 Sione Finefeuiaki - CW

- Academic All-Big 12 Second Team

33 Ryan Haymaker - RB

- Academic All-Big 12 First Team

40 Brock Martin - DE

- Academic All-Big 12 First Team

39 Jake McClure - K

- Academic All-Big 12 Second Team

57 Walker Reed - OL

- Academic All-Big 12 Second Team

67 Shane Richards - OL

- Academic All-Big 12 Second Team

17 Dillon Stoner - WR

- Academic All-Big 12 First Team



The Last Time...

Oklahoma State Team

50+ Points	55 vs. South Alabama, Sept. 8, 2018
60+ Points	61 vs. Southeastern Louisiana, Sept. 3, 2016
70+ Points	70 at Texas Tech, Oct. 31, 2015
Shut a team out at home	vs. Savannah State, Sept. 1, 2012 (84-0)
Shut out a conference opponent at home	vs. Kansas State, Nov. 25, 1961 (45-0)
Shut a team out on the road	at Oklahoma, Nov. 11, 1995 (12-0)
Shut out a conference opponent on the road	at Oklahoma, Nov. 11, 1995 (12-0)
Shut out a team in the first quarter	Sept. 29, 2018 at Kansas
Shut out a team in the first half	Sept. 8, 2017 at South Alabama
Shut out a team through three quarters	Sept. 8, 2017 at South Alabama
Overtime game	at Texas, Oct. 21, 2017, (W, 13-10)
30+ first downs	35 vs. No. 7 West Virginia, Nov. 17, 2018
50+ rushing attempts	51 vs. No. 6 Texas, Oct. 28, 2018
60+ rushing attempts	61 vs. Texas Tech, Sept. 22, 2007
70+ rushing attempts	71 vs. Mississippi State, Sept. 19, 1998
200+ Yards Rushing	266 vs. No. 7 West Virginia, Nov. 17, 2018
300+ Yards Rushing	431 vs. Missouri State, Aug. 30, 2018
400+ Yards Rushing	431 vs. Missouri State, Aug. 30, 2018
500+ Yards Rushing	536 vs. Kansas, Nov. 12, 1988
Less than 100 Yards Rushing	99 at TCU, Nov. 24, 2018
Less than 50 Yards Rushing	8 vs. Baylor, Nov. 21, 2015
Less than 25 Yards Rushing	8 vs. Baylor, Nov. 21, 2015
50+ pass attempts	53 at No. 6 Oklahoma, Nov. 10, 2018
60+ pass attempts	60 at Arizona, Sept. 8, 2012
40+ pass completions	42 at Iowa State, Nov. 18, 2011
300+ Yards Passing	333 vs. No. 23 Missouri, Dec. 31, 2018
400+ Yards Passing	501 at No. 6 Oklahoma, Nov. 10, 2018
500+ Yards Passing	501 at No. 6 Oklahoma, Nov. 10, 2018
Less than 100 Yards Passing	78 at Iowa State, Oct. 26, 2013
500+ Yards Total Offense	502 vs. No. 23 Missouri, Dec. 31, 2018
600+ Yards Total Offense	604 vs. No. 7 West Virginia, Nov. 17, 2018
700+ Yards Total Offense	732 vs. Missouri State, Aug. 30, 2018
Less than 200 Yards Total Offense	192 vs. Texas, Nov. 16, 2014
Less than 150 Yards Total Offense	109 at Oklahoma, Nov. 28, 2009
90+ offensive plays	92 vs. Missouri State, Aug. 30, 2018
Beat a Top 25 team at home	vs. No. 7 West Virginia, Nov. 17, 2018 (45-41)
Beat a Top 20 team at home	vs. No. 7 West Virginia, Nov. 17, 2018 (45-41)
Beat a Top 15 team at home	vs. No. 7 West Virginia, Nov. 17, 2018 (45-41)
Beat a Top 10 team at home	vs. No. 7 West Virginia, Nov. 17, 2018 (45-41)
Beat a Top 5 team at home	vs. No. 5 TCU, Nov. 7, 2015 (49-29)
Beat a Top 25 team on the road	at Iowa State, Nov. 11, 2017 (49-42)
Beat a Top 20 team on the road	at No. 18 Oklahoma, Dec. 6, 2014 (38-35, OT)
Beat a Top 15 team on the road	at No. 15 Texas Tech, Nov. 2, 2013 (52-34)
Beat a Top 10 team on the road	at No. 8 Texas A&M, Sept. 24, 2011 (30-29)
Beat a Top 5 team on the road	at No. 3 Missouri, Oct. 11, 2008 (28-23)
Beat a Top 25 team at a neutral site	vs. No. 23 Missouri, Dec. 31, 2018
Beat a Top 20 team at a neutral site	vs. No. 11 Colorado (2016 Alamo Bowl), 38-8
Beat a Top 15 team at a neutral site	vs. No. 11 Colorado (2016 Alamo Bowl), 38-8
Beat a Top 10 team at a neutral site	vs. No. 4 Stanford (2012 Fiesta Bowl), 41-38
Beat a Top 5 team at a neutral site	vs. No. 4 Stanford (2012 Fiesta Bowl), 41-38
Forced 5 Turnovers	5 at West Virginia, Oct. 28, 2017
Intercepted 4 Passes	4 at West Virginia, Oct. 28, 2017
Had 0 Turnovers	vs. No. 6 Texas, Oct. 28, 2018 (38-35)

Oklahoma State Individual Passing

300+ Yards Passing	336, Taylor Cornelius vs. No. 23 Missouri, Dec. 31, 2018
300+ Yards Passing in a half	304, Taylor Cornelius at No. 6 Oklahoma, Nov. 10, 2018
400+ Yards Passing	501, Taylor Cornelius at No. 6 Oklahoma, Nov. 10, 2018
Had 30+ Completions	34, Taylor Cornelius at No. 6 Oklahoma, Nov. 10, 2018
Had 40+ Completions	42, Brandon Weeden at Iowa State, Nov. 18, 2011
Had 40+ Attempts	44, Taylor Cornelius vs. No. 23 Missouri, Dec. 31, 2018
Had 50+ Attempts	53, Taylor Cornelius at No. 6 Oklahoma, Nov. 10, 2018
Had 60+ Attempts	60, Wes Lunt at Arizona, Sept. 8, 2012
50+ Yard Pass	56, Taylor Cornelius to Tylan Wallace, at Kansas, Sept. 29, 2018
80+ Yard Pass	81, Mason Rudolph to Jalen McCleskey, at Iowa State, Nov. 11, 2017 (First Down)
90+ Yard Pass	91, Mason Rudolph to James Washington vs. Pittsburgh, Sept. 17, 2016 (TD)
Had 4+ TD Passes	4, Taylor Cornelius vs. No. 23 Missouri, Dec. 31, 2018
Had 4+ TD Passes in a Half	5, Mason Rudolph, first half, at Pittsburgh, Sept. 16, 2017

Had 5+ TD Passes	5, Taylor Cornelius vs. No. 7 West Virginia, Nov. 17, 2018
Had 5+ TD Passes in a Half	5, Mason Rudolph, first half, at Pittsburgh, Sept. 16, 2017
Had 6+ TD Passes	6, Brandon Weeden vs. Tulsa, Sept. 18, 2010
Had 7+ TD Passes	7, Josh Fields at SMU, Sept. 20, 2003

Oklahoma State Individual Rushing

100+ Yards Rushing	145, Chuba Hubbard vs. No. 23 Missouri, Dec. 31, 2018
100+ Yards Rushing at Halftime	114, Justice Hill, at Kansas, Sept. 29, 2018
200+ Yards Rushing	228, Justice Hill, vs. Oklahoma, Nov. 4, 2017
200+ Yards Rushing in a Half	208, Kendall Hunter 1st half vs. Washington St., Sept. 4, 2010
QB Rushed for 100 Yards	104, Taylor Cornelius vs. No. 7 West Virginia, Nov. 17, 2018
Two Players with 100+ Yards Rushing	134, Chuba Hubbard - and - 104, Taylor Cornelius vs. No. 7 West Virginia, Nov. 17, 2018
Three Players with 100+ Yards Rushing	148, Keith Toston vs. Missouri St., Sept. 13, 2008 138, Beau Johnson vs. Missouri St., Sept. 13, 2008 132, Kendall Hunter vs. Missouri St., Sept. 13, 2008
Had a run of 50+ Yards	53, Justice Hill, vs. No. 17 Boise State, Sept. 15, 2018
Had a run of 75+ Yards	92, Justice Hill, & 77, LD Brown, vs. Missouri State, Aug. 30, 2018
Had a run of 80+ Yards	92, Justice Hill, vs. Missouri State, Aug. 30, 2018
Had a run of 90+ Yards	92, Justice Hill, vs. Missouri State, Aug. 30, 2018
Had 30+ Rushing Attempts	30, Justice Hill, vs. Oklahoma, Nov. 4, 2017
Had 35+ Rushing Attempts	36, J.D. King, at West Virginia, Oct. 28, 2017
Had 40+ Rushing Attempts	41, David Thompson vs. Baylor, Nov. 23, 1996
3+ Rushing Touchdowns	3, Chuba Hubbard at No. 6 Oklahoma, Nov. 10, 2018
4+ Rushing Touchdowns	4, Rennie Childs vs. Pittsburgh, Sept. 17, 2016
5+ Rushing Touchdowns	5, Barry Sanders vs. Kansas, Nov. 12, 1988

Oklahoma State Individual Receiving

Caught 10+ Passes	11, Tyron Johnson - and - 10, Tylan Wallace at No. 6 Oklahoma, Nov. 10, 2018
Two Players Caught 10+ Passes	11, Tyron Johnson - and - 10, Tylan Wallace at No. 6 Oklahoma, Nov. 10, 2018
Three Players Caught 10+ Passes	11, Josh Cooper; 11, Justin Blackmon - and - 10 Hubert Anyiam at Texas A&M, Sept. 24, 2011
100+ Yards Receiving	141, Tyron Johnson vs. No. 23 Missouri, Dec. 31, 2018
100+ Yards Receiving at halftime	148, Tylan Wallace at No. 6 Oklahoma, Nov. 10, 2018
100+ Yards Receiving in second half	104, Dillon Stoner vs. No. 7 West Virginia, Nov. 17, 2018
200+ Yards Receiving	222, Tylan Wallace, vs. No. 6 Texas, Oct. 28, 2018
300+ Yards Receiving	300, Adarius Bowman at Kansas, Oct. 14, 2006
Two Players with 100+ Yards Receiving	220, Tylan Wallace - and - 128, Tyron Johnson at No. 6 Oklahoma, Nov. 10, 2018
Had 3+ TD Catches	3, Jalen McCleskey at Pittsburgh, Sept. 16, 2017
Had 4+ TD Catches	4, Tracy Moore at Arizona, Sept. 8, 2012
Had 5+ TD Catches	7, Rashaun Woods at SMU, Sept. 20, 2003
100+ Yards Receiving by a Running Back	113, Gerald Hudson at Kansas, Nov. 4, 1989
100 yards rushing and receiving, same game	Gerald Hudson at Kansas, Nov. 4, 1989 108 rushing yards and 113 receiving yards

Oklahoma State Individual Defense

Had 15+ Tackles	19, Jordan Sterns at Oklahoma, Dec. 3, 2016
Had 20+ Tackles	20, Jordan Sterns vs. West Virginia, Oct. 25, 2014
Had 10+ Solo Tackles	10, Justin Phillipps, at Kansas, Sept. 29, 2018
Had 2+ Interceptions	2, A.J. Green, at West Virginia, Oct. 28, 2017
Had 3+ Interceptions	3, Jacob Lacey vs. Texas, Nov. 3, 2007
INT Return for a Touchdown	24, Devin Harper, vs. South Alabama, Sept. 8, 2018
Fumble Return for a Touchdown	82, Kenneth Edison-McGruder vs. Tulsa, Aug. 31, 2017
Multiple Defensive TDs	Ramon Richards (9 yd fumble return) and Madre Harper (0 yd fumble return) vs. Southeastern Louisiana, Sept. 3, 2016
Had 4+ Tackles for Loss	5.0, Jordan Brailford, at Kansas, Sept. 29, 2018
Had 5+ Tackles for Loss	5.0, Jordan Brailford, at Kansas, Sept. 29, 2018
Had 3+ Sacks	3.0, Jordan Brailford, at Kansas, Sept. 29, 2018
Blocked a Punt	Logan Carter vs. No. 7 West Virginia, Nov. 17, 2018
Blocked a FG	Mike Scott vs. No. 23 Missouri, Dec. 31, 2018
Blocked a PAT	Vincent Taylor at TCU, Nov. 19, 2016
Blocked a Punt, FG and PAT in a single game	Jordan Sterns (Punt), Ofa Hautau (FG) - and - James Castleman (PAT) vs. Missouri State, Sept. 6, 2014
Recorded a Safety	Tyler Ferguson vs. Kansas, Oct. 24, 2015



The Last Time...

Oklahoma State Individual Miscellaneous

KR for a Touchdown	99, Tyreek Hill at Kansas, Oct. 11, 2014
Game-Opening KR for a Touchdown	100, Justin Gilbert vs. Kansas, Nov. 9, 2013
PR for a Touchdown	13, Za'Carrius Green vs. Boise State, Sept. 15, 2018
Punt Blocked for a Touchdown	13, J. Bernard blocked, Z. Green returned vs. Boise State, Sept. 15, 2018
Returned a blocked FG for a Touchdown	Massey blocked, M. Jones returned vs. Kansas, Nov. 13, 1999
Returned a PAT for a score	Vincent Taylor blocked, Tre Flowers returned vs. Texas, Oct. 1, 2016
OSU player scored 4+ TDs in a game	4, Rennie Childs vs. Pittsburgh, Sept. 17, 2016
OSU player scored 5+ TDs in a game	7, Rashaun Woods at SMU, Sept. 20, 2003
OSU player responsible for 5+ TDs in a game	6, Taylor Cornelius vs. No. 7 West Virginia, Nov. 17, 2018
Passed For 200 Yards & Rushed For 100 Yards	Taylor Cornelius, 338 passing/106 rushing, vs. No. 7 West Virginia, Nov. 17, 2018
Passed For 300 Yards & Rushed For 100 Yards	Taylor Cornelius, 338 passing/106 rushing, vs. No. 7 West Virginia, Nov. 17, 2018
300-yd passer, 200-yd rusher, 200-yd receiver	Zac Robinson, 320 yards passing, Kendall Hunter, 210 yards rushing, Dez Bryant, 236 yards receiving vs. Houston, Sept. 6, 2008
300-yd passer, 100-yd rusher, 100-yd receiver	Taylor Cornelius, 336 passing yards, Chuba Hubbard, 145 rushing yards Tyrion Johnson, 141 receiving yards vs. No. 23 Missouri, Dec. 31, 2018
100-yd rusher & 100-yd receiver, same game	Chuba Hubbard, 145 rushing yards Tyrion Johnson, 141 receiving yards vs. No. 23 Missouri, Dec. 31, 2018
200-yd rusher & 200-yd receiver, same game	Kendall Hunter, 210 yards rushing, Dez Bryant, 236 yards receiving vs. Houston, Sept. 6, 2008
Punted the Ball 70+ Yards	71, Matt Hockett at TCU, Nov. 24, 2018
Punted the Ball 80+ Yards	80, Cole Farden at Baylor, Nov. 22, 2003
Kicked a 50-Yard FG	53, Matt Ammendola at South Alabama, Sept. 8, 2017
Kicked Two 50+ Yard FGs, same game	Dan Bailey (52 and 52) at Louisiana, Oct. 8, 2010
Made 4+ FG	4, Ben Grogan vs. Missouri State, Sept. 6, 2014
OSU player blocked multiple kicks in a game	Vincent Taylor (two blocked PATs) vs. Texas, Oct. 1, 2016

Opponent Team

50+ Points	62 vs. Oklahoma, Nov. 4, 2017
Shut out OSU in Stillwater	vs. Colorado, Oct. 1, 2005 (34-0)
Shut out OSU in Stillwater (Conf.)	vs. Colorado, Oct. 1, 2005 (34-0)
Shut out OSU at opponent home	at Oklahoma, Nov. 28, 2009 (27-0)
Shut out OSU at opponent home (Conf.)	at Oklahoma, Nov. 28, 2009 (27-0)
Shut out OSU in the first quarter	vs. Boise State, Sept. 15, 2018 (0-0)
Shut out OSU in the first half	vs. Texas, Nov. 16, 2014
Shut out OSU through three quarters	vs. Texas, Nov. 16, 2014
Shut out OSU in the second half	vs. Texas Tech, Sept. 22, 2018
30+ first downs	35 vs. Texas Tech, Sept. 22, 2018
40+ first downs	44 at Oklahoma, Nov. 24, 2012
50+ rushing attempts	55 vs. Kansas State, Oct. 13, 2018
60+ rushing attempts	60 vs. Tulsa, Aug. 31, 2017
Less than 25 Yards Rushing	13 vs. Colorado, Nov. 19, 2009
Less than 50 yards Rushing	34 vs. No. 17 Boise State, Sept. 15, 2018
Less than 100 Yards Rushing	34 vs. No. 17 Boise State, Sept. 15, 2018
200+ Yards Rushing	270 vs. No. 23 Missouri, Dec. 31, 2018
300+ Yards Rushing	353 at No. 6 Oklahoma, Nov. 10, 2018
400+ Yards Rushing	513, Nebraska, Aug. 31, 1995
500+ Yards Rushing	513, Nebraska, Aug. 31, 1995
50+ pass attempts	52 vs. Texas Tech, Nov. 12, 2016
60+ pass attempts	60 vs. Texas Tech, Sept. 25, 2014
70+ pass attempts	71 at Texas Tech, Nov. 2, 2013
Less than 100 Yards Passing	87 at Kansas State, Nov. 5, 2016
Less than 200 Yards Passing	180 at TCU, Nov. 24, 2018
300+ Yards Passing	373 vs. No. 23 Missouri, Dec. 31, 2018
400+ Yards Passing	364 vs. No. 7 West Virginia, Nov. 17, 2018
500+ Yards Passing	598 vs. Oklahoma, Nov. 4, 2017
600+ Yards Passing	646 vs. Texas Tech, Sept. 22, 2007
Less than 200 Yards Total Offense	175 at South Alabama, Sept. 8, 2017
Less than 150 Yards Total Offense	139, Savannah State, Sept. 1, 2012
500+ Yards Total Offense	637 vs. No. 23 Missouri, Dec. 31, 2018
600+ Yards Total Offense	637 vs. No. 23 Missouri, Dec. 31, 2018
700+ Yards Total Offense	785 vs. Oklahoma, Nov. 4, 2017
90+ offensive plays	91 vs. No. 7 West Virginia, Nov. 17, 2018
100+ offensive plays	104 vs. Baylor, Nov. 21, 2015
Forced 5 OSU Turnovers	5 at Kansas State, Nov. 3, 2012
Intercepted 4 OSU Passes	4 at Kansas State, Nov. 3, 2012
Had 0 Turnovers	at No. 6 Oklahoma, Nov. 10, 2018

Opponent Individual Rushing

100+ Yards Rushing	204, Larry Rountree vs. No. 23 Missouri, Dec. 31, 2018
200+ Yards Rushing	204, Larry Rountree vs. No. 23 Missouri, Dec. 31, 2018
250+ Yards Rushing	267, Vince Young vs. Texas, Oct. 29, 2005
QB rushed for 100 Yards	153, Jesse Ertz at Kansas State, Nov. 5, 2016
Two Players with 100+ Yards Rushing	165, Kennedy Brooks - and- 124, Trey Sermon at No. 6 Oklahoma, Nov. 10, 2018
50+ Yard Run	55, Larry Rountree vs. No. 23 Missouri, Dec. 31, 2018
80+ Yard Run	83, Jalen Reagor at TCU, Nov. 24, 2018
90+ Yard Run	90, Calvin Jones at Nebraska, Oct. 10, 1992
Had 30+ Rushing Attempts	34, Alex Barnes, vs. Kansas State, Oct. 13, 2018
Had 35+ Rushing Attempts	35, Stepfan Taylor vs. Stanford, Jan. 2, 2012
4+ Rushing Touchdowns	4, Alex Barnes, vs. Kansas State, Oct. 13, 2018
5+ Rushing Touchdowns	5, Cedric Benson vs. Texas, Nov. 6, 2004

Opponent Individual Passing

300+ Yards Passing	373, Drew Lock vs. No. 23 Missouri, Dec. 31, 2018
400+ Yards Passing	598, Baker Mayfield, vs. Oklahoma, Nov. 4, 2017
500+ Yards Passing	598, Baker Mayfield, vs. Oklahoma, Nov. 4, 2017
600+ Yards Passing	646, Graham Harrell vs. Texas Tech, Sept. 22, 2007
Had 30+ Completions	35, Alan Bowman, vs. Texas Tech, Sept. 22, 2018
Had 40+ Completions	45, Davis Webb at Texas Tech, Nov. 2, 2013
Had 40+ Attempts	48, Will Grier vs. No. 7 West Virginia, Nov. 17, 2018
Had 50+ Attempts	56, Brett Rypien, vs. No. 17 Boise State, Sept. 15, 2018
Had 60+ Attempts	71, Davis Webb at Texas Tech, Nov. 2, 2013
Had 70+ Attempts	71, Davis Webb at Texas Tech, Nov. 2, 2013
50+ Yard Pass	86, Drew Lock to Johnathon Johnson vs. No. 23 Missouri, Dec. 31, 2018 (TD)
80+ Yard Pass	86, Drew Lock to Johnathon Johnson vs. No. 23 Missouri, Dec. 31, 2018 (TD)
90+ Yard Pass	90, Sam Ehlinger to John Burt, at Texas, Oct. 21, 2017 (First Down)
Had 4+ TD Passes	4, Brock Purdy, vs. Iowa State, Oct. 6, 2018
Had 5+ TD Passes	5, Baker Mayfield, vs. Oklahoma, Nov. 4, 2017
Had 6+ TD Passes	6, Graham Harrell vs. Texas Tech, Nov. 8, 2008

Opponent Individual Receiving

Caught 10+ Passes	10, Steven Sims Jr, at Kansas, Sept. 29, 2018
Caught 15+ Passes	15, Jace Amaro at Texas Tech, Nov. 2, 2013
100+ Yards Receiving	185, Johnathon Johnson vs. No. 23 Missouri, Dec. 31, 2018
Two With 100+ Yards Receiving	265, Marquise Brown - and - 102, Mark Andrews, vs. Oklahoma, Nov. 4, 2017
Three With 100+ Yards Receiving	162, Jalen Saunders, 146, Justin Brown -and- 103, Kenny Stills at Oklahoma, Nov. 24, 2012
200+ Yards Receiving	210, KD Cannon vs. Baylor, Nov. 21, 2015
Two Players with 200+ Yards Receiving	237, Michael Crabtree -and- 233, Danny Amendola, Texas Tech, Sept. 22, 2007
Had 3+ TD Catches	3, Byron Pringle, vs. Kansas State, Nov. 18, 2017
Had 4+ TD Catches	4, Marcus Harris at Wyoming, Sept. 23, 1995
100+ Yards Receiving by a Running Back	103, Phillip Lindsay vs. Colorado, Dec. 29, 2016

Opponent Individual Defense


Had 15+ Tackles	17, Clay Johnston, at Baylor, Nov. 3, 2018
Had 2+ Interceptions	2, Cam Hilton vs. No. 23 Missouri, Dec. 31, 2018
Had 3+ Interceptions	3, Allen Chapman at Kansas State, Nov. 3, 2012
Interception Return for a Touchdown	39, Kenny Robinson, at West Virginia, Oct. 28, 2017
Fumble Return for a Touchdown	Jason Pinnock at Pittsburgh, Sept. 16, 2017
Had 4+ Tackles for Loss	7, David Long Jr, at West Virginia, Oct. 28, 2017
Had 5+ Tackles for Loss	7, David Long Jr. at West Virginia, Oct. 28, 2017
Had 3+ Sacks	3, Tim Crowder, Texas, Nov. 6, 2004
Had 4+ Sacks	4, Antwaun Bynum vs. Missouri, Oct. 6, 2001
Blocked a Punt	BJ Thompson at Baylor, Nov. 3, 2018
Blocked a FG	Roy Bravvion at Baylor, Nov. 3, 2018
Blocked a PAT attempt	Poona Ford vs. Texas, Oct. 1, 2016
Recorded a safety	Kyle Rose at West Virginia, Oct. 10, 2015

Opponent Individual Miscellaneous

KR for a Touchdown	89, Byron Pringle, vs. Kansas State, Nov. 18, 2017
PR for a Touchdown	64, Jalen Saunders vs. Oklahoma, Dec. 7, 2013
Punt Blocked for a Touchdown	7, Tristan Ebner, at Baylor, Nov. 3, 2018
Returned a blocked FG for a Touchdown	65, Kip Daily, Kansas St., Oct. 5, 2013
Returned a PAT for a score	Frank Alexander, vs. Oklahoma, Nov. 29, 2008
Scored 4+ TD in a game	4, Byron Pringle (3 REC, 1 KR) vs. Kansas State, Nov. 18, 2017
Passed for 200 Yards & Rushed for 100 Yards	Taylor Martinez, 323 passing/112 rushing vs. Nebraska, Oct. 23, 2010
Punted the Ball 70+ Yards	74, Michael Such vs. Tulsa, Sept. 18, 2010
Punted the Ball 80+ Yards	81, Brian Lewis vs. Oklahoma, Nov. 9, 1996
Kicked a 50-Yard FG	51, Nick Rose vs. Texas, Nov. 16, 2014
Made 4+ FG	4, Jimmy Stevens, Oklahoma, Nov. 27, 2010



Box Scores

	Game One Aug. 30, 2018 Stillwater, Okla. Attendance: 50,103 TV: FSN
Missouri State	17
Oklahoma State <small>RV/25</small>	58

Captains: Britton Abbott, Darrion Daniels, Justin Phillips, Landon Wolf

Score by Quarters	1	2	3	4	Score
Missouri State	0	7	10	0	17
Oklahoma State	17	14	14	13	58

Scoring Summary

1st	12:24	OSU	Hill, Justice 3 yd run (Ammendola, Matt kick)
			8-75 2:36, MSU 0 - OSU 7
	05:25	OSU	Ammendola, Matt 20 yd field goal
			14-68 5:01, MSU 0 - OSU 10
	02:28	OSU	McCleskey, Jalen 5 yd run (Ammendola, Matt kick)
			7-70 1:53, MSU 0 - OSU 17
2nd	14:56	OSU	Finefeuiaki 3 yd pass from Cornelius (Ammendola kick)
			4-95 1:10, MSU 0 - OSU 24
	06:37	OSU	Wallace 21 yd pass from Cornelius (Ammendola kick)
			10-80 3:04, MSU 0 - OSU 31
	02:42	MSU	Murray 6 yd pass from Huslig (Lacina kick)
			9-75 3:55, MSU 7 - OSU 31
3rd	10:28	MSU	Parker Lacina 40 yd field goal
			10-33 4:32, MSU 10 - OSU 31
	08:59	OSU	McCleskey 18 yd pass from Cornelius (Ammendola kick)
			4-58 1:29, MSU 10 - OSU 38
	06:28	MSU	Woods 27 yd pass from Huslig (Parker Lacina kick)
			6-75 2:31, MSU 17 - OSU 38
	02:14	OSU	Hubbard 54 yd pass from Cornelius (Ammendola kick)
			5-67 1:40, MSU 17 - OSU 45
4th	14:37	OSU	McCleskey 29 yd pass from Cornelius (Ammendola kick)
			5-54 0:57, MSU 17 - OSU 52
	12:19	OSU	Brown, LD 77 yd run (Ammendola, Matt kick failed)
			3-80 1:19, MSU 17 - OSU 58

	MSU	OSU
FIRST DOWNS	13	33
RUSHES-YARDS (NET)	37-110	54-431
PASSING YDS (NET)	150	301
Passes Att-Comp-Int	28-11-0	38-26-1
TOTAL OFFENSE PLAYS-YARDS	65-260	92-732
Fumble Returns-Yards	0-0	0-0
Punt Returns-Yards	2-3	4--1
Kickoff Returns-Yards	0-0	1-42
Interception Returns-Yards	1-0	0-0
Punts (Number-Avg)	10-44.6	3-44.3
Fumbles-Lost	3-2	2-1
Penalties-Yards	7-69	7-55
Possession Time	30:24	29:36
Third-Down Conversions	5 of 16	11 of 18
Fourth-Down Conversions	0 of 0	2 of 3
Red-Zone Scores-Chances	1-2	5-6
Sacks By: Number-Yards	2-13	5-17


RUSHING: Missouri State-Peyton Huslig 18-109; Jason Randall 9-12; Jeremiah Wilson 5-10; Aaron Denson 3-minus 5; TEAM 2-minus 16. Oklahoma State-Hill, Justice 10-122; Brown, LD 9-110; King, J.D. 8-52; Wudtee, Keondre 5-47; Hubbard, Chuba 7-42; Cornelius, Taylor 4-27; Haymaker, Ryan 10-26; McCleskey, Jalen 1-5.

PASSING: Missouri State-Peyton Huslig 11-28-0-150. Oklahoma State-Cornelius, Taylor 25-35-1-300; Wudtee, Keondre 1-3-0-1.

RECEIVING: Missouri State-Jason Randall 4-52; Jordan Murray 3-30; Antwan Woods 1-27; Damoria Vick 1-22; Tyler Currie 1-14; Lorenzo Thomas 1-5. Oklahoma State-McCleskey, Jalen 6-66; Wallace, Tylan 4-48; Stoner, Dillon 4-29; Hubbard, Chuba 3-65; Wolf, Landon 2-24; Johnson, Tyron 2-13; King, J.D. 1-25; Hill, Justice 1-22; Brown, LD 1-5; Finefeuiaki, Sione 1-3; Wallace, Tracin 1-1.

INTERCEPTIONS: Missouri State-Zack Sanders 1-0. Oklahoma State-None.

FUMBLES: Missouri State-TEAM 2-1; Peyton Huslig 1-1. Oklahoma State-Wolf, Landon 1-0; Wallace, Tylan 1-1.

	Game Two Sep. 8, 2018 Stillwater, Okla. Attendance: 53,923 TV: FSN
South Alabama	13
Oklahoma State <small>RV/23</small>	55

Captains: Jordan Brailford, Taylor Cornelius, Amen Ogbongbemiga, Shane Richards

Score by Quarters	1	2	3	4	Score
South Alabama	7	6	0	0	13
Oklahoma State	14	17	10	14	55

Scoring Summary

1st	08:38	OSU	Wallace 11 yd pass from Cornelius (Ammendola kick)
			2-71 0:23, USA 0 - OSU 7
	04:05	OSU	Johnson, Tyron 1 yd run (Ammendola, Matt kick)
			8-37 2:09, USA 0 - OSU 14
	00:50	USA	Baker, Kawaan 12 yd run (Patterson, Gavin kick)
			9-75 3:15, USA 7 - OSU 14
2nd	13:20	OSU	Ammendola, Matt 45 yd field goal
			10-57 2:30, USA 7 - OSU 17
	06:11	OSU	Hill, Justice 3 yd run (Ammendola, Matt kick)
			11-68 3:55, USA 7 - OSU 24
	02:57	USA	Baker, Kawaan 24 yd pass from Orth, Evan (kick failed)
			2-31 0:44, USA 13 - OSU 24
	00:21	OSU	Hill, Justice 2 yd run (Ammendola, Matt kick)
			10-75 2:36, USA 13 - OSU 31
3rd	09:56	OSU	Harper 24 yd interception return (Ammendola kick)
			USA 13 - OSU 38
	01:44	OSU	Ammendola, Matt 37 yd field goal
			6-46 2:16, USA 13 - OSU 41
4th	14:10	OSU	Hubbard, Chuba 22 yd run (Ammendola, Matt kick)
			5-60 1:29, USA 13 - OSU 48
	04:39	OSU	King, J.D. 25 yd pass from Wudtee (Ammendola kick)
			7-42 2:12, USA 13 - OSU 55

	USA	OSU
FIRST DOWNS	15	32
RUSHES-YARDS (NET)	37-78	44-164
PASSING YDS (NET)	136	453
Passes Att-Comp-Int	34-17-1	42-26-2
TOTAL OFFENSE PLAYS-YARDS	71-214	86-617
Fumble Returns-Yards	1-3	0-0
Punt Returns-Yards	1-5	2-25
Kickoff Returns-Yards	5-103	3-52
Interception Returns-Yards	2--1	1-24
Punts (Number-Avg)	10-39.7	3-47.7
Fumbles-Lost	0-0	1-1
Penalties-Yards	12-85	9-112
Possession Time	29:11	33:45
Third-Down Conversions	3 of 17	3 of 14
Fourth-Down Conversions	0 of 2	4 of 6
Red-Zone Scores-Chances	1-1	6-7
Sacks By: Number-Yards	4-34	4-23


RUSHING: South Alabama-Baker, Kawaan 7-40; Moore, Deonta 5-27; Orth, Evan 6-9; Harris, Sam 1-5; Mayo, Maurice 6-5; Minter, Tra 8-1; Johnson, Cephus 1-minus 1; Gardner, David 1-minus 4; Garvin, Cole 2-minus 4. Oklahoma State-Hubbard, Chuba 6-46; Wudtee, Keondre 7-34; King, J.D. 9-32; Hill, Justice 9-32; Brown, LD 1-14; Haymaker, Ryan 5-11; Cornelius, Taylor 5-3; Johnson, Tyron 1-1; Hockett, Matt 1-minus 9.

PASSING: South Alabama-Orth, Evan 14-25-1-119; Garvin, Cole 3-6-0-17; Johnson, Cephus 0-3-0-0. Oklahoma State-Cornelius, Taylor 25-40-2-428; Wudtee, Keondre 1-2-0-25.

RECEIVING: South Alabama-Way, Jamarius 5-48; Baker, Kawaan 4-29; McCray, Jordan 3-19; Flenord, Davyn 2-17; Minter, Tra 2-16; Tolbert, Jalen 1-7. Oklahoma State-Wallace, Tylan 10-166; Johnson, Tyron 5-137; Stoner, Dillon 4-54; Wolf, Landon 2-17; McCleskey, Jalen 2-11; Woods, Jelani 1-32; King, J.D. 1-25; Hill, Justice 1-11.

INTERCEPTIONS: South Alabama-Barge, Bull 1-0; Moss, Tobias 1-minus 1. Oklahoma State-Harper, Devin 1-24.

FUMBLES: South Alabama-None. Oklahoma State-Hockett, Matt 1-1.

	Game Three Sep 15, 2018 Stillwater, Okla. Attendance: 54,974 TV: ESPN
Boise State <small>17/17</small>	21
Oklahoma State <small>24/19</small>	44

Captains: Za'Carrius Green, Jalen McCleskey, Kenneth Edison-McGruder, Cole Walterscheid

Score by Quarters	1	2	3	4	Score
Boise State	0	7	14	0	21
Oklahoma State	0	17	17	10	44

Scoring Summary

2nd	14:20	BSU	Hightower 31 yd pass from Rypien (Hoggarth, Haden kick)
			8-65 3:43, BSU 7 - OSU 0
	12:08	OSU	Hill, Justice 8 yd run (Ammendola, Matt kick)
			6-75 2:12, BSU 7 - OSU 7
	08:43	OSU	Cornelius, Taylor 1 yd run (Ammendola, Matt kick)
			3-7 1:16, BSU 7 - OSU 14
	02:12	OSU	Ammendola, Matt 22 yd field goal
			11-63 4:07, BSU 7 - OSU 17
3rd	13:03	OSU	Ammendola, Matt 48 yd field goal
			8-44 1:57, BSU 7 - OSU 20
	09:18	BSU	Richardson, AJ 34 yd pass from Rypien, Brett (Hoggarth, Haden kick)
			8-75 3:45, BSU 14 - OSU 20
	06:40	OSU	Stoner 32 yd pass from Cornelius (Ammendola kick)
			8-68 2:38, BSU 14 - OSU 27
	05:11	OSU	Green, Z. 13 yd blocked punt return (Ammendola kick)
			BSU 14 - OSU 34
	01:30	BSU	Blakley, Chase 5 yd pass from Rypien, Brett (Hoggarth, Haden kick)
			11-65 3:41, BSU 21 - OSU 34
4th	11:07	OSU	Ammendola, Matt 23 yd field goal
			14-69 5:23, BSU 21 - OSU 37
	04:16	OSU	Cornelius, Taylor 6 yd run (Ammendola, Matt kick)
			5-72 2:37, BSU 21 - OSU 44

	BSU	OSU
FIRST DOWNS	23	19
RUSHES-YARDS (NET)	31-34	38-176
PASSING YDS (NET)	380	246
Passes Att-Comp-Int	56-39-0	27-16-0
TOTAL OFFENSE PLAYS-YARDS	87-414	65-422
Fumble Returns-Yards	0-0	0-0
Punt Returns-Yards	1-16	2-37
Kickoff Returns-Yards	3-58	1-32
Interception Returns-Yards	0-0	0-0
Punts (Number-Avg)	5-23.6	3-37.0
Fumbles-Lost	4-1	0-0
Penalties-Yards	5-40	4-25
Possession Time	34:34	25:26
Third-Down Conversions	11 of 22	7 of 13
Fourth-Down Conversions	3 of 4	0 of 0
Red-Zone Scores-Chances	1-3	5-5
Sacks By: Number-Yards	3-19	7-49

RUSHING: Boise State-Mattison, Alex 14-53; Hightower, J. 3-10; Shakir, Khalil 1-3; Mahone, Robert 1-0; Van Buren, A. 1-minus 2; Rypien, Brett 11-minus 30. Oklahoma State-Hill, Justice 15-123; Cornelius, Taylor 16-41; King, J.D. 5-16; Hubbard, Chuba 1-minus 2; TEAM 1-minus 2.

PASSING: Boise State-Rypien, Brett 39-56-0-380. Oklahoma State-Cornelius, Taylor 15-26-0-243; Stoner, Dillon 1-1-0-3.

RECEIVING: Boise State-Thomas, Ct 8-52; Richardson, Aj 6-70; Butler, Akilian 6-55; Blakley, Chase 6-30; Modster, Sean 4-56; Bates, John 4-49; Hightower, J. 3-44; Shakir, Khalil 1-19; Mattison, Alex 1-5. Oklahoma State-Wallace, Tylan 5-105; Stoner, Dillon 5-68; McCleskey, Jalen 3-26; Johnson, Tyron 1-35; King, J.D. 1-9; Cornelius, Taylor 1-3.

INTERCEPTIONS: Boise State-None. Oklahoma State-None.

FUMBLES: Boise State-Rypien, Brett 4-1. Oklahoma State-None.



Box Scores

	Game Four Sept. 22, 2018 Stillwater, Okla. Attendance: 53,166 TV: FSN	
	Texas Tech	41
	Oklahoma State 15/15	17

Captains: Matt Ammendola, Justin Phillips, Justice Hill, Dillon Stoner

Score by Quarters	1	2	3	4	Score
Texas Tech	7	17	10	7	41
Oklahoma State	10	7	0	0	17

Scoring Summary

1st	07:35	OSU	King 23 yd pass from Cornelius (Ammendola kick)
			8-99 1:47, TTU 0 - OSU 7
	04:50	TTU	Vasher 12 yd pass from Bowman (Hatfield, C. kick)
			8-75 2:45, TTU 7 - OSU 7
	02:00	OSU	Ammendola, Matt 39 yd field goal
			9-52 2:50, TTU 7 - OSU 10
2nd	14:56	TTU	Carter 2 yd pass from Bowman, Alan (Hatfield, C. kick)
			6-75 2:04, TTU 14 - OSU 10
	10:40	OSU	Hill, Justice 13 yd run (Ammendola, Matt kick)
			5-53 0:47, TTU 14 - OSU 17
	07:15	TTU	Thompson, S. 1 yd run (Hatfield, C. kick)
			8-75 3:25, TTU 21 - OSU 17
	01:40	TTU	Hatfield, C. 31 yd field goal
			11-63 4:24, TTU 24 - OSU 17
3rd	08:57	TTU	Felton, Dem. 27 yd run (Hatfield, C. kick)
			7-62 1:54, TTU 31 - OSU 17
	01:25	TTU	Hatfield, C. 32 yd field goal
			7-27 3:26, TTU 34 - OSU 17
4th	04:29	TTU	Felton, Dem. 17 yd run (Hatfield, C. kick)
			10-72 6:01, TTU 41 - OSU 17

	TTU	OSU
FIRST DOWNS	35	18
RUSHES-YARDS (NET)	46-224	24-128
PASSING YDS (NET)	397	258
Passes Att-Comp-Int	46-35-2	38-18-1
TOTAL OFFENSE PLAYS-YARDS	92-621	62-386
Fumble Returns-Yards	0-0	0-0
Punt Returns-Yards	1-2	1-2
Kickoff Returns-Yards	0-0	2-28
Interception Returns-Yards	1-0	2-15
Punts (Number-Avg)	2-41.0	5-49.6
Fumbles-Lost	0-0	3-1
Penalties-Yards	3-20	8-73
Possession Time	41:17	18:43
Third-Down Conversions	9 of 14	3 of 13
Fourth-Down Conversions	0 of 0	0 of 1
Red-Zone Scores-Chances	6-8	2-3
Sacks By: Number-Yards	2-16	3-27

RUSHING: Texas Tech-Felton, Dem. 12-121; Thompson, S. 15-66; Henry, Ta'Zawn 11-65; Carter, KeSean 1-4; Wesley, Antoine 1-minus 2; TEAM 2-minus 4; Bowman, Alan 4-minus 26. Oklahoma State-Hill, Justice 12-111; Hubbard, Chuba 4-13; King, J.D. 3-8; Cornelius, Taylor 4-0; TEAM 1-minus 4.

PASSING: Texas Tech-Bowman, Alan 35-46-2-397. Oklahoma State-Cornelius, Taylor 18-38-1-258.

RECEIVING: Texas Tech-High, Ja'Deion 8-79; Wesley, Antoine 7-98; Austin, Zach 7-69; Vasher, T.J. 3-62; Collins, Seth 3-59; Carter, KeSean 3-15; Felton, Dem. 2-6; Henry, Ta'Zawn 1-6; Bowman, DeQuan 1-3. Oklahoma State-Wallace, Tylan 7-123; McCleskey, Jalen 4-52; Johnson, Tyrone 2-21; Hill, Justice 2-minus 2; King, J.D. 1-23; Stoner, Dillon 1-22; Woods, Jelani 1-19.

INTERCEPTIONS: Texas Tech-Frye, Adrian 1-0. Oklahoma State-Bernard, Jarrick 1-15; Green, A.J. 1-0.

FUMBLES: Texas Tech-None. Oklahoma State-TEAM 1-0; Wallace, Tylan 1-1; Cornelius, Taylor 1-0.

	Game Five Sep. 29, 2018 Lawrence, Kan. Attendance: 18,364 TV: FSN	
	Oklahoma State RV/21	48
	Kansas	28

Captains: Phillip Redwine-Bryant, A.J. Green, Marcus Keyes, Jarrell Owens

Score by Quarters	1	2	3	4	Score
Oklahoma State	14	10	10	14	48
Kansas	0	7	7	14	28

Scoring Summary

1st	10:21	OSU	Wallace 11 yd pass from Cornelius (Ammendola kick)
			9-75 4:39, OSU 7 - KU 0
	03:07	OSU	Wolf 42 yd pass from Cornelius (Ammendola kick)
			7-65 3:42, OSU 14 - KU 0
2nd	14:54	KU	Lassiter, K. 20 yd pass from Stanley (Rui, Gabriel kick)
			7-65 3:13, OSU 14 - KU 7
	13:34	OSU	Johnson 64 yd pass from Cornelius (Ammendola kick)
			4-92 1:11, OSU 21 - KU 7
	07:05	OSU	Ammendola, Matt 33 yd field goal
			9-45 4:24, OSU 24 - KU 7
3rd	13:55	KU	Williams, Pooka 60 yd run (Rui, Gabriel kick)
			3-75 1:05, OSU 24 - KU 14
	12:34	OSU	Hill, Justice 10 yd run (Ammendola, Matt kick)
			4-75 1:21, OSU 31 - KU 14
	07:25	OSU	Ammendola, Matt 29 yd field goal
			8-67 3:03, OSU 34 - KU 14
4th	12:04	KU	Sims, Steven 31 yd pass from Stanley (Rui kick)
			10-80 4:52, OSU 34 - KU 21
	06:22	OSU	Johnson 12 yd pass from Cornelius (Ammendola kick)
			5-37 1:57, OSU 41 - KU 21
	04:19	KU	Booker, J. 22 yd pass from Stanley (Rui, Gabriel kick)
			7-67 1:55, OSU 41 - KU 28
	02:38	OSU	Hubbard, Chuba 13 yd run (Ammendola, Matt kick)
			5-43 1:41, OSU 48 - KU 28

	OSU	KU
FIRST DOWNS	25	18
RUSHES-YARDS (NET)	46-256	32-121
PASSING YDS (NET)	312	247
Passes Att-Comp-Int	20-15-1	32-24-0
TOTAL OFFENSE PLAYS-YARDS	66-568	64-368
Fumble Returns-Yards	0-0	0-0
Punt Returns-Yards	2-29	0-0
Kickoff Returns-Yards	1-9	1-32
Interception Returns-Yards	0-0	1-21
Punts (Number-Avg)	4-46.2	6-41.0
Fumbles-Lost	0-0	1-1
Penalties-Yards	8-92	4-43
Possession Time	31:20	28:40
Third-Down Conversions	4 of 11	3 of 13
Fourth-Down Conversions	1 of 1	1 of 2
Red-Zone Scores-Chances	6-7	1-1
Sacks By: Number-Yards	5-27	0-0

RUSHING: Oklahoma State-Hill, Justice 31-189; Hubbard, Chuba 5-57; Cornelius, Taylor 5-18; King, J.D. 3-2; Team 2-minus 10. Kansas-Williams, Pooka 13-97; Sims, Steven 1-23; Williams, Dom 2-2; Herbert, Khalil 3-0; Stanley, Carter 13-minus 1.

PASSING: Oklahoma State-Cornelius, Taylor 15-20-1-312. Kansas-Stanley, Carter 24-32-0-247.

RECEIVING: Oklahoma State-Wolf, Landon 6-116; Wallace, Tylan 4-104; Johnson, Tyrone 3-86; Woods, Jelani 1-5; Hill, Justice 1-0; Johnson, Braydon 0-1. Kansas-Sims, Steven 10-89; Williams, Pooka 6-60; Johnson, Kerr 4-34; Jeremiah Booker 1-22; Hampton, Quan 1-22; Kwamie Lassiter 1-20; Takulve Williams 1-0.

INTERCEPTIONS: Oklahoma State-None. Kansas-Elmore Hempstead 1-21.

FUMBLES: Oklahoma State-None. Kansas-Takulve Williams 1-1.

	Game Six Oct. 6, 2018 Stillwater, Okla. Attendance: 52,995 TV: ESPN2	
	Iowa State	48
	Oklahoma State 25/21	42

Captains: Bryce Balous, Sione Finefeuiaki, Enoch Smith Jr., Larry Williams

Score by Quarters	1	2	3	4	Score
Iowa State	9	21	10	8	48
Oklahoma State	7	14	7	14	42

Scoring Summary

1st	11:03	OSU	Woods 14 yd pass from Cornelius (Ammendola kick)
			5-70 2:24, ISU 0 - OSU 7
	06:56	ISU	TEAM safety, ISU 2 - OSU 7
	04:04	ISU	Butler 21 yd pass from Purdy (Assalley, C. kick)
			7-75 2:52, ISU 9 - OSU 7
2nd	12:37	ISU	Purdy, Brock 29 yd run (Assalley, C. kick)
			8-62 3:53, ISU 16 - OSU 7
	09:06	OSU	Wolf 8 yd pass from Cornelius (Ammendola, Matt kick)
			9-68 3:31, ISU 16 - OSU 14
	05:36	ISU	Crony, Sheldon 12 yd run (Assalley, C. kick)
			3-56 0:52, ISU 23 - OSU 14
	02:21	OSU	Johnson 28 yd pass from Cornelius (Ammendola kick)
			9-75 3:15, ISU 23 - OSU 21
	00:21	ISU	Eaton 26 yd pass from Purdy (Assalley, C. kick)
			6-75 2:00, ISU 30 - OSU 21
3rd	12:35	OSU	Cornelius, Taylor 1 yd run (Ammendola, Matt kick)
			7-65 2:25, ISU 30 - OSU 28
	11:06	ISU	Jones, D. 23 yd pass from Purdy (Assalley, C. kick)
			4-75 1:29, ISU 37 - OSU 28
	00:04	ISU	Assalley, C. 22 yd field goal
			7-14 3:21, ISU 40 - OSU 28
4th	10:25	OSU	Hill, Justice 5 yd run (Ammendola, Matt kick)
			6-23 1:56, ISU 40 - OSU 35
	06:09	ISU	Milton 60 yd pass from Purdy Crony pass from Purdy
			2-61 0:47, ISU 48 - OSU 35
	00:56	OSU	Wallace 42 yd pass from Cornelius (Ammendola kick)
			6-96 1:40, ISU 48 - OSU 42

	ISU	OSU
FIRST DOWNS	21	22
RUSHES-YARDS (NET)	38-140	43-126
PASSING YDS (NET)	325	289
Passes Att-Comp-Int	25-19-1	33-19-1
TOTAL OFFENSE PLAYS-YARDS	63-465	76-415
Fumble Returns-Yards	0-0	0-0
Punt Returns-Yards	4-12	1-1
Kickoff Returns-Yards	2-30	5-114
Interception Returns-Yards	1-0	1-0
Punts (Number-Avg)	6-41.0	6-45.2
Fumbles-Lost	1-1	3-1
Penalties-Yards	5-36	9-87
Possession Time	29:05	30:08
Third-Down Conversions	3 of 11	7 of 15
Fourth-Down Conversions	1 of 1	1 of 2
Red-Zone Scores-Chances	2-2	4-4
Sacks By: Number-Yards	7-45	4-16

RUSHING: Iowa State-Purdy, Brock 19-84; Nwangwu, Kene 10-49; Crony, Sheldon 4-20; Lang, Johnnie 3-6; TEAM 1-minus 9; Noland, Zeb 1-minus 10. Oklahoma State-Hill, Justice 24-66; Cornelius, Taylor 14-46; Hubbard, Chuba 2-22; Wolf, Landon 1-6; Sinor, Zach 1-minus 7; TEAM 1-minus 7.

PASSING: Iowa State-Purdy, Brock 18-23-1-318; Noland, Zeb 1-2-0-7. Oklahoma State-Cornelius, Taylor 19-33-1-289.

RECEIVING: Iowa State-Jones, D. 6-37; Milton, Tarique 4-98; Butler, Hakeem 2-6; Eaton, Matthew 2-43; Crony, Sheldon 2-6; Akers, Landon 1-55; Seonbuchner, S. 1-16; Lang, Johnnie 1-9. Oklahoma State-Wolf, Landon 6-63; Wallace, Tylan 5-82; Johnson, Tyrone 4-79; Woods, Jelani 2-33; Stoner, Dillon 1-31; Hill, Justice 1-1.

INTERCEPTIONS: Iowa State-Lewis, Braxton 1-0. Oklahoma State-Williams, Rodarius 1-0.

FUMBLES: Iowa State-Ruth, De'Monte 1-1. Oklahoma State-Cornelius, Taylor 1-1; Sinor, Zach 1-0; TEAM 1-0.

Box Scores

	<h2>Game Seven</h2> <p>Oct. 13, 2018 Manhattan, Kan. Attendance: 50,435 TV: ESPN2</p>			
	<table border="1"> <tr> <td>Oklahoma State</td> <td>12</td> </tr> <tr> <td>Kansas State</td> <td>31</td> </tr> </table>	Oklahoma State	12	Kansas State
Oklahoma State	12			
Kansas State	31			

Captains: Tyrell Alexander, Trey Carter, Teven Jenkins, Justin Phillips

Score by Quarters	1	2	3	4	Score
Oklahoma State	3	3	0	6	12
Kansas State	0	3	14	14	31

Scoring Summary

1st	05:10	OSU	Ammendola, Matt 48 yd field goal 10-36 4:31, OSU 3 - KS 0
2nd	13:32	KS	Hicks, Andrew 31 yd field goal 13-50 6:32, OSU 3 - KS 3
	07:23	OSU	Ammendola, Matt 22 yd field goal 6-52 2:32, OSU 6 - KS 3
3rd	08:44	KS	Barnes, Alex 9 yd run (Hicks, Andrew kick) 9-70 4:59, OSU 6 - KS 10
	02:41	KS	Barnes, Alex 1 yd run (Hicks, Andrew kick) 7-62 3:34, OSU 6 - KS 17
4th	14:23	OSU	Cornelius, 1 yd run (Cornelius, Taylor pass failed) 10-75 3:18, OSU 12 - KS 17
	09:41	KS	Barnes, Alex 8 yd run (Hicks, Andrew kick) 9-75 4:42, OSU 12 - KS 24
	02:35	KS	Barnes, Alex 3 yd run (Hicks, Andrew kick) 11-75 5:32, OSU 12 - KS 31

	OSU	KSU
FIRST DOWNS	15	23
RUSHES-YARDS (NET)	28-127	55-291
PASSING YDS (NET)	184	130
Passes Att-Comp-Int	35-17-2	22-11-0
TOTAL OFFENSE PLAYS-YARDS	63-311	77-421
Fumble Returns-Yards	0-0	0-0
Punt Returns-Yards	2-14	2-5
Kickoff Returns-Yards	5-89	2-53
Interception Returns-Yards	0-0	2-30
Punts (Number-Avg)	5-33.8	3-43.0
Fumbles-Lost	0-0	0-0
Penalties-Yards	7-70	4-40
Possession Time	22:08	37:52
Third-Down Conversions	5 of 15	7 of 14
Fourth-Down Conversions	2 of 2	1 of 1
Red-Zone Scores-Chances	3-3	5-6
Sacks By: Number-Yards	2-17	2-19

RUSHING: Oklahoma State-Cornelius, Taylor 11-55; Hill, Justice 11-41; King, J.D. 5-25; Hubbard, Chuba 1-6. Kansas State-Barnes, Alex 34-181; Thompson, S. 12-80; Warmack, Dalvin 8-32; TEAM 1-minus 2.

PASSING: Oklahoma State-Cornelius, Taylor 17-35-2-184. Kansas State-Thompson, S. 11-22-0-130.

RECEIVING: Oklahoma State-Wallace, Tylan 5-90; Hubbard, Chuba 4-35; Johnson, Tyron 3-28; King, J.D. 2-10; Hill, Justice 2-10; Stoner, Dillon 1-11. Kansas State-Barnes, Alex 3-51; Zuber, Isaiah 3-33; Harris, Isaiah 3-16; Warmack, Dalvin 1-18; Gammon, Blaise 1-12.

INTERCEPTIONS: Oklahoma State-None. Kansas State-Shelley, Duke 2-30.

FUMBLES: Oklahoma State-None. Kansas State-None.

	<h2>Game Eight</h2> <p>Oct. 27, 2018 Stillwater, Okla. Attendance: 56,790 TV: ABC</p>			
	<table border="1"> <tr> <td>Texas 6/7</td> <td>35</td> </tr> <tr> <td>Oklahoma State</td> <td>38</td> </tr> </table>	Texas 6/7	35	Oklahoma State
Texas 6/7	35			
Oklahoma State	38			

Captains: Justice Hill, Malcolm Rodriguez, Sam Walkingstick, Tylan Wallace

Score by Quarters	1	2	3	4	Score
Texas	7	7	7	14	35
Oklahoma State	17	14	0	7	38

Scoring Summary

1st	13:12	OSU	Wallace 40 yd pass from Cornelius (Ammendola kick) 4-53 1:48, UT 0 - OSU 7
	09:58	UT	Sam Ehlinger 5 yd run (Cameron Dicker kick) 7-65 3:14, UT 7 - OSU 7
	06:43	OSU	Woods 16 yd pass from Cornelius (Ammendola kick) 9-75 3:15, UT 7 - OSU 14
	03:59	OSU	Ammendola, Matt 24 yd field goal 8-59 1:42, UT 7 - OSU 17
2nd	10:00	OSU	Cornelius, Taylor 1 yd run (Ammendola, Matt kick) 10-64 3:28, UT 7 - OSU 24
	08:48	UT	Sam Ehlinger 2 yd run (Cameron Dicker kick) 4-75 1:12, UT 14 - OSU 24
	01:17	OSU	Wallace 36 yd pass from Cornelius (Ammendola kick) 10-70 2:56, UT 14 - OSU 31
3rd	02:15	UT	Ingram 22 yd pass from Ehlinger (Dicker kick) 6-78 2:52, UT 21 - OSU 31
4th	11:47	UT	Beck 10 yd pass from Ehlinger (Dicker kick) 8-59 3:13, UT 28 - OSU 31
	05:44	OSU	Cornelius, Taylor 10 yd run (Ammendola, Matt kick) 6-35 2:14, UT 28 - OSU 38
	01:46	UT	Tre Watson 1 yd run (Cameron Dicker kick) 13-75 3:58, UT 35 - OSU 38

	UT	OSU
FIRST DOWNS	24	27
RUSHES-YARDS (NET)	30-119	51-181
PASSING YDS (NET)	283	321
Passes Att-Comp-Int	42-22-0	34-23-0
TOTAL OFFENSE PLAYS-YARDS	72-402	85-502
Fumble Returns-Yards	0-0	0-0
Punt Returns-Yards	3-13	3-22
Kickoff Returns-Yards	1-13	2-30
Interception Returns-Yards	0-0	0-0
Punts (Number-Avg)	7-43.7	4-45.0
Fumbles-Lost	1-0	1-0
Penalties-Yards	11-86	4-52
Possession Time	25:32	34:28
Third-Down Conversions	5 of 12	10 of 20
Fourth-Down Conversions	0 of 0	2 of 2
Red-Zone Scores-Chances	4-4	4-7
Sacks By: Number-Yards	3-31	1-4

RUSHING: Texas-Keaontay Ingram 11-52; Sam Ehlinger 10-47; Devin Duvernay 1-10; Tre Watson 5-6; Lil'J Humphrey 1-2; Daniel Young 2-2. Oklahoma State-Hill, Justice 23-92; Hubbard, Chuba 9-80; Cornelius, Taylor 12-23; King, J.D. 4-1; TEAM 3-minus 15.

PASSING: Texas-Sam Ehlinger 22-42-0-283. Oklahoma State-Cornelius, Taylor 23-34-0-321.

RECEIVING: Texas-Collin Johnson 5-65; Lil'J Humphrey 4-69; Andrew Beck 3-51; Devin Duvernay 3-49; Keaontay Ingram 3-30; Tre Watson 3-20; Malcolm Roach 1-minus 1. Oklahoma State-Wallace, Tylan 10-222; Stoner, Dillon 4-33; Hill, Justice 3-14; Wolf, Landon 2-23; Woods, Jelani 1-16; Johnson, Tyron 1-6; Johnson, Braydon 1-6; Hubbard, Chuba 1-1.

INTERCEPTIONS: Texas-None. Oklahoma State-None.

FUMBLES: Texas-D'Shawn Jamison 1-0. Oklahoma State-Hubbard, Chuba 1-0.



Tylan Wallace caught 10 passes for 222 yards and two touchdowns to lead the Cowboys to victory over sixth-ranked Texas.



Box Scores

	Game Nine Nov. 3, 2018 Waco, Texas Attendance: 43,492 TV: FS1
	Oklahoma State <small>RV/RV</small> 31
Baylor	35

Captains: Logan Carter, A.J. Green, Marcus Keyes, Cole Walterscheid

Score by Quarters	1	2	3	4	Score
Oklahoma State	7	3	14	7	31
Baylor	0	14	7	14	35

Scoring Summary

1st	7:45	OSU	Taylor Cornelius 6 yd run (Ammendola kick) 11-80 3:01, OSU 7 - BU 0
2nd	8:17	BU	Jalan McClendon 1 yd run (Martin Kick) 6-69 2:30, OSU 7 - BU 7
	4:42	OSU	Ammendola, Matt 19 yd field goal 12-73 3:35, OSU 10 - BU 7
	2:24	BU	Ebner, Trestan 7 yd blocked punt return (Martin kick) OSU 10 - BU 14
3rd	4:44	OSU	Wallace, Tylan six yd run (Ammendola kick) 11-80 3:33, OSU 17 - BU 14
	00:25	OSU	Wallace 8 yd pass from Cornelius (Ammendola kick) 7-51 2:35, OSU 24 - BU 14
	00:12	BU	Lovett, John 75 yard run (Martin kick) 1-75 0:13, OSU 24 - BU 21
4th	8:55	OSU	Hill, Justice 2 yd run (Ammendola kick) 15-79 6:17, OSU 31 - BU 21
	5:43	BU	Hurd 36 yd pass from Brewer (Martin kick) 8-86 3:12, OSU 31 - BU 28
	00:07	BU	Mims 6 yd pass from Brewer (Martin kick) 8-55 1:24, OSU 31 - BU 35

	OSU	BU
FIRST DOWNS	32	26
RUSHES-YARDS (NET)	47-212	39-244
PASSING YDS (NET)	311	158
Passes Att-Comp-Int	25-42-0	14-26-1
TOTAL OFFENSE PLAYS-YARDS	523-89	402-65
Fumble Returns-Yards	0-0	0-0
Punt Returns-Yards	0-0	2-30
Kickoff Returns-Yards	1-17	2-25
Interception Returns-Yards	1-0	0-0
Punts (Number-Avg)	3-39.3	3-44.7
Fumbles-Lost	1-1	0-0
Penalties-Yards	12-133	6-69
Possession Time	32:06	27:54
Third-Down Conversions	7-16	4-10
Fourth-Down Conversions	2-3	0-1
Red-Zone Scores-Chances	5-5	2-5
Sacks By: Number-Yards	2-13	4-22

RUSHING: Oklahoma State-Hill, Justice 18-119, Hubbard, Chuba 10-51, Cornelius, Taylor 12-19, King, J.D. 6-17, Wallace, Tylan 1-6. Baylor-Lovett, John 6-104, Brewer, Charlie 6-28, McClendon, Jalen 8-28, Hurd, Jalen 9-27, Hasty, JaMycal 4-23, Fleeks, Josh 2-18, Ebner, Trestan 2-11, Bohanon, Gerry, 2-5.

PASSING: Oklahoma State-Cornelius, Taylor 24-41-0-287, Wallace, Tylan 1-1-0-24. Baylor-McClendon, Jalen 10-17-1-102, Brewer, Charlie 4-8-0-56, Galitz, Drew 0-1-0-0.

RECEIVING: Oklahoma State-Wallace, Tylan 8-122, Johnson, Tyron 8-81, Stoner, Dillon 4-60, Hill, Justice 2-12, Cornelius, Taylor 1-24, Hubbard, Chuba 1-18, Johnson, Braydon 1-0, Jenkins, Teven 0-(-3), Wolf, Landon 0-(-3). Baylor-Hurd, Jalen 7-96, Jones, Marques 2-19, Ebner, Trestan 2-14, Fleeks, Josh 1-21, Mims, Denzel 1-6, Hasty, JaMycal 1-2.

INTERCEPTIONS: Oklahoma State-Williams, Rodarius 1-0. Baylor - None.

FUMBLES: Oklahoma State- Jenkins, Teven 1-1. Baylor-None.

	Game 10 Nov. 10, 2018 Norman, Okla. Attendance: 87,635 TV: ABC
	Oklahoma State 47
Oklahoma <small>6/6</small>	48

Captains: Jordan Brailford, Justice Hill, Amen Ogbongbemiga, Dillon Stoner

Score by Quarters	1	2	3	4	Score
Oklahoma State	14	14	7	12	47
Oklahoma	14	20	7	7	48

Scoring Summary

1st	13:16	OU	Sermon, Trey 1 yd run (Seibert, Austin kick) 4-75 1:44, OSU 0 - OU 7
	11:59	OSU	Hill, Justice 1 yd run (Ammendola, Matt kick) 4-75 1:17, OSU 7 - OU 7
	09:06	OU	Brooks, Kennedy 1 yd run (Seibert, Austin kick) 7-75 2:53, OSU 7 - OU 14
	05:30	OSU	Johnson 31 yd pass from Cornelius (Ammendola kick) 10-75 3:36, OSU 14 - OU 14
2nd	13:37	OU	Seibert, Austin 21 yd field goal 13-79 6:53, OSU 14 - OU 17
	13:04	OSU	Wallace 49 yd pass from Cornelius (Ammendola kick) 4-75 0:33, OSU 21 - OU 17
	11:38	OU	Brooks, Kennedy 45 yd run (Seibert, Austin kick) 3-73 1:26, OSU 21 - OU 24
	07:22	OU	Seibert, Austin 36 yd field goal 7-10 2:37, OSU 21 - OU 27
	01:25	OU	Brown 51 yd pass from Murray (Seibert, Austin kick) 4-85 1:09, OSU 21 - OU 34
	00:31	OSU	Hubbard, Chuba 10 yd run (Ammendola, Matt kick) 5-75 0:54, OSU 28 - OU 34
3rd	07:32	OSU	Hubbard, Chuba 2 yd run (Ammendola, Matt kick) 9-60 2:53, OSU 35 - OU 34
	00:00	OU	Brooks, Kennedy 5 yd run (Seibert, Austin kick) 8-93 3:31, OSU 35 - OU 41
4th	12:20	OSU	Hubbard 3 yd run (Ammendola, Matt kick failed) 10-75 2:40, OSU 41 - OU 41
	03:29	OU	Sermon, Trey 1 yd run (Seibert, Austin kick) 6-64 2:40, OSU 41 - OU 48
	01:03	OSU	Wallace 24 yd pass from Cornelius (2pt conv. failed) 9-71 2:26, OSU 47 - OU 48

	OSU	OU
FIRST DOWNS	39	29
RUSHES-YARDS (NET)	33-139	47-353
PASSING YDS (NET)	501	349
Passes Att-Comp-Int	53-34-0	30-21-0
TOTAL OFFENSE PLAYS-YARDS	86-640	77-702
Fumble Returns-Yards	0-0	0-0
Punt Returns-Yards	1-2	2-62
Kickoff Returns-Yards	1-23	4-72
Interception Returns-Yards	0-0	0-0
Punts (Number-Avg)	4-41.0	3-36.7
Fumbles-Lost	1-1	0-0
Penalties-Yards	5-31	8-70
Possession Time	26:11	33:49
Third-Down Conversions	10 of 16	3 of 10
Fourth-Down Conversions	1 of 1	1 of 2
Red-Zone Scores-Chances	5-5	6-6
Sacks By: Number-Yards	3-18	2-14

RUSHING: Oklahoma State-Hubbard, Chuba 22-104; Hill, Justice 5-35; Brown, LD 1-5; Cornelius, Taylor 5-minus 5. Oklahoma-Brooks, Kennedy 15-165; Sermon, Trey 16-124; Murray, Tyler 14-66; Brown, Marquise 1-0; TEAM 1-minus 2.

PASSING: Oklahoma State-Cornelius, Taylor 34-53-0-501. Oklahoma-Murray, Tyler 21-29-0-349; TEAM 0-1-0-0.

RECEIVING: Oklahoma State-Johnson, Tyron 11-128; Wallace, Tylan 10-220; Stoner, Dillon 5-70; Hubbard, Chuba 5-49; Wolf, Landon 2-19; Woods, Jelani 1-15. Oklahoma-Brown, Marquise 8-142; Lamb, CeeDee 3-52; Meier, Carson 2-45; Sermon, Trey 2-33; Morris, Lee 2-33; Tease, Myles 2-17; Basquine, Nick 1-23; Brooks, Kennedy 1-4.

INTERCEPTIONS: Oklahoma State-None. Oklahoma-None.

FUMBLES: Oklahoma State-Hubbard, Chuba 1-1. Oklahoma-None.

	Game 11 Nov. 17, 2018 Stillwater, Okla. Attendance: 52,842 TV: ABC
	West Virginia <small>7/7</small> 41
Oklahoma State	45

Captains: Britton Abbott, Tyron Johnson, Kenneth Edison-McGruder, Justin Phillips

Score by Quarters	1	2	3	4	Score
West Virginia	14	17	0	10	41
Oklahoma State	7	7	10	21	45

Scoring Summary

1st	11:44	WVU	McKoy, Kennedy 5 yd run (Staley, Evan kick) 10-75 3:16, WVU 7 - OSU 0
	04:14	OSU	Wallace 7 yd pass from Cornelius (Ammendola kick) 7-53 2:07, WVU 7 - OSU 7
	03:01	WVU	Jennings 13 yd pass from Grier, Will (Staley kick) 4-65 1:13, WVU 14 - OSU 7
2nd	14:55	WVU	Sills V, David 22 yd pass from Grier, Will (Staley kick) 7-40 2:43, WVU 21 - OSU 7
	13:11	OSU	Carter 20 yd pass from Cornelius (Ammendola, kick) 5-60 1:44, WVU 21 - OSU 14
	01:17	WVU	McKoy, Kennedy 30 yd run (Staley, Evan kick) 3-51 0:53, WVU 28 - OSU 14
	00:00	WVU	Staley, Evan 43 yd field goal 6-39 0:41, WVU 31 - OSU 14
3rd	12:25	OSU	Hubbard 1 yd pass from Cornelius (Ammendola kick) 8-69 2:35, WVU 31 - OSU 21
	03:03	OSU	Ammendola, Matt 20 yd field goal 14-80 6:40, WVU 31 - OSU 24
4th	14:56	WVU	Staley, Evan 34 yd field goal 4-11:17, WVU 34 - OSU 24
	10:49	OSU	Johnson 6 yd pass from Cornelius (Ammendola kick) 9-57 3:01, WVU 34 - OSU 31
	07:37	WVU	Grier, Will 6 yd run (Staley, Evan kick) 10-83 3:12, WVU 41 - OSU 31
	04:47	OSU	Cornelius, Taylor 9 yd run (Ammendola, Matt kick) 10-78 2:50, WVU 41 - OSU 38
	00:42	OSU	Wallace 11 yd pass from Cornelius (Ammendola kick) 7-75 1:56, WVU 41 - OSU 45

	WVU	OSU
FIRST DOWNS	25	35
RUSHES-YARDS (NET)	43-189	43-266
PASSING YDS (NET)	364	338
Passes Att-Comp-Int	48-27-0	46-30-2
TOTAL OFFENSE PLAYS-YARDS	91-553	89-604
Fumble Returns-Yards	0-0	0-0
Punt Returns-Yards	0-0	1-4
Kickoff Returns-Yards	2-39	4-89
Interception Returns-Yards	2-11	0-0
Punts (Number-Avg)	7-36.9	5-36.2
Fumbles-Lost	1-1	2-2
Penalties-Yards	5-24	3-35
Possession Time	29:45	30:15
Third-Down Conversions	5 of 18	6 of 14
Fourth-Down Conversions	2 of 3	0 of 0
Red-Zone Scores-Chances	4-7	7-7
Sacks By: Number-Yards	2-5	2-11

RUSHING: West Virginia-McKoy, Kennedy 21-148; Pettaway, M. 5-28; Brown, Leddie 7-20; Bush, Tevin 1-minus 2; Grier, Will 9-minus 5. Oklahoma State-Hubbard, Chuba 26-134; Cornelius, Taylor 13-106; Brown, LD 4-26.

PASSING: West Virginia-Grier, Will 27-48-0-364. Oklahoma State-Cornelius, Taylor 30-46-2-338.

RECEIVING: West Virginia-Jennings, Gary 7-92; Simms, Marcus 7-47; Sills V, David 4-68; McKoy, Kennedy 3-54; Wesco, Trevon 2-51; Bush, Tevin 2-9; Pettaway, M. 1-34; Haskins, J. 1-9. Oklahoma State-Stoner, Dillon 9-127; Wallace, Tylan 7-62; Hubbard, Chuba 5-24; Johnson, Tyron 4-58; Wolf, Landon 4-47; Carter, Logan 1-20.

INTERCEPTIONS: West Virginia-Avery, Toyous 1-11; Washington, K. 1-0. Oklahoma State-None.

FUMBLES: West Virginia-Grier, Will 1-1. Oklahoma State-Wallace, Tylan 1-1; Stoner, Dillon 1-1.

Box Scores

TCU	Game 12 Nov. 24, 2018 Fort Worth, Texas Attendance: 42,394 TV: FOX	
	Oklahoma State NR/RV	24
TCU		31

Captains: Matt Hockett, Taylor Cornelius, Tylan Wallace, Jordan Brailford

Score by Quarters	1	2	3	4	Score
Oklahoma State	3	0	7	14	24
TCU	0	7	17	7	31

Scoring Summary

1st	12:30	OSU	Ammendola, Matt 39 yd field goal 4-3 1:51, OSU 3 - TCU 0
2nd	01:09	TCU	Reagor 6 yd pass from Muehlstein (Bunce, Cole kick) 9-67 4:07, OSU 3 - TCU 7
3rd	14:43	TCU	Johnson 15 yd fumble recovery (Song kick) OSU 3 - TCU 14
	13:47	TCU	Reagor, Jalen 83 yd run (Song, Jonathan kick) 1-83 0:12, OSU 3 - TCU 21
	07:30	TCU	Song, Jonathan 26 yd field goal 10-71 5:14, OSU 3 - TCU 24
	04:37	OSU	Hubbard, Chuba 3 yd run (Ammendola, Matt kick) 10-69 2:46, OSU 10 - TCU 24
4th	10:04	OSU	Cornelius, Taylor 7 yd run (Ammendola, Matt kick) 12-80 3:05, OSU 17 - TCU 24
	06:33	TCU	Davis 24 yd pass from Muehlstein, G. (Song kick) 5-72 3:25, OSU 17 - TCU 31
	05:07	OSU	Cornelius, Taylor 2 yd run (Ammendola, Matt kick) 7-75 1:26, OSU 24 - TCU 31

	OSU	TCU
FIRST DOWNS	15	22
RUSHES-YARDS (NET)	32-99	45-243
PASSING YDS (NET)	181	180
Passes Att-Comp-Int	40-17-1	25-16-0
TOTAL OFFENSE PLAYS-YARDS	72-280	70-423
Fumble Returns-Yards	0-0	1-15
Punt Returns-Yards	0-0	0-0
Kickoff Returns-Yards	3-43	1-21
Interception Returns-Yards	0-0	1-7
Punts (Number-Avg)	7-51.4	6-40.3
Fumbles-Lost	3-1	1-1
Penalties-Yards	6-76	4-30
Possession Time	20:54	39:06
Third-Down Conversions	5 of 15	4 of 14
Fourth-Down Conversions	0 of 2	0 of 0
Red-Zone Scores-Chances	4-4	2-3
Sacks By: Number-Yards	1-4	1-4

RUSHING: Oklahoma State-Cornelius, Taylor 9-52; Hubbard, Chuba 13-42; Brown, LD 10-5. TCU-Reagor, Jalen 5-121; Olonilua, Sewo 14-70; Muehlstein, G. 13-47; Demercado, E. 7-11; Davis, Derius 3-7; TEAM 3-minus 13.

PASSING: Oklahoma State-Cornelius, Taylor 17-40-1-181. TCU-Muehlstein, G. 16-25-0-180.

RECEIVING: Oklahoma State-Wolf, Landon 6-40; Wallace, Tylan 4-64; Stoner, Dillon 4-39; Johnson, Tyron 2-32; Abbott, Britton 1-6. TCU-Reagor, Jalen 8-91; Davis, Derius 2-45; Barber, Taye 2-21; Hunt, T. 1-9; Austin, Jaelan 1-7; Olonilua, Sewo 1-4; Meeking, N. 1-3.

INTERCEPTIONS: Oklahoma State-None. TCU-Gladney, Jeff 1-7.

FUMBLES: Oklahoma State-Hubbard, Chuba 2-1; Brown, LD 1-0. TCU-Muehlstein, G. 1-1.

	Game 13 Dec. 31, 2018 Memphis, Tenn. (Liberty Bowl) Attendance: 51,587 TV: ESPN	
	Missouri 23/24	33
Oklahoma State		38

Captains: Taylor Cornelius, Jordan Brailford, Marcus Keyes, Justin Phillips, Phillip Redwine-Bryant,

Score by Quarters	1	2	3	4	Score
Missouri	3	13	3	14	33
Oklahoma State	7	7	21	3	38

Scoring Summary

1st	09:27	OSU	Stoner 30 yd pass from Cornelius (Ammendola kick) 11-80 4:12, MU 0 - OSU 7
	06:46	MU	McCann, Tucker 24 yd field goal 6-74 2:36, MU 3 - OSU 7
2nd	07:49	MU	Gicinto, D. 5 yd pass from Lock, Drew (McCann, kick) 16-97 5:48, MU 10 - OSU 7
	05:31	OSU	Johnson 7 yd pass from Cornelius (Ammendola kick) 9-65 2:18, MU 10 - OSU 14
	03:35	MU	Blanton 16 yd pass from Lock (McCann kick failed) 5-75 1:56, MU 16 - OSU 14
3rd	11:49	OSU	Wallace, Ty. 9 yd pass from Cornelius (Ammendola kick) 10-75 3:11, MU 16 - OSU 21
	10:21	OSU	Hubbard, Chuba 4 yd run (Ammendola, Matt kick) 3-26 1:14, MU 16 - OSU 28
	04:20	MU	McCann, Tucker 26 yd field goal 12-67 6:01, MU 19 - OSU 28
	03:08	OSU	Johnson 46 yd pass from Cornelius (Ammendola kick) 4-75 1:12, MU 19 - OSU 35
4th	14:41	MU	Johnson 86 yd pass from Lock, Drew (McCann kick) 1-86 0:10, MU 26 - OSU 35
	11:50	MU	Rountree, Larry 55 yd run (McCann, Tucker kick) 2-80 0:28, MU 33 - OSU 35
	05:54	OSU	Ammendola, Matt 27 yd field goal 11-66 3:28, MU 33 - OSU 38

	MU	OSU
FIRST DOWNS	27	27
RUSHES-YARDS (NET)	42-264	35-169
PASSING YDS (NET)	373	333
Passes Att-Comp-Int	38-23-0	45-27-2
TOTAL OFFENSE PLAYS-YARDS	80-637	80-502
Fumble Returns-Yards	0-0	0-0
Punt Returns-Yards	2--7	0-0
Kickoff Returns-Yards	3-48	0-0
Interception Returns-Yards	2-2	0-0
Punts (Number-Avg)	3-52.0	3-47.7
Fumbles-Lost	3-1	1-0
Penalties-Yards	6-65	7-76
Possession Time	32:25	27:35
Third-Down Conversions	9 of 18	9 of 14
Fourth-Down Conversions	1 of 3	0 of 1
Red-Zone Scores-Chances	4-5	4-4
Sacks By: Number-Yards	2-9	0-0

RUSHING: Missouri-Rountree, Larry 27-204; Badie, Tyler 9-30; Lock, Drew 6-30. Oklahoma State-Hubbard, Chuba 18-145; Cornelius, Taylor 12-21; Hockett, Matt 1-5; Brown, LD 2-3; TEAM 2-minus 5.

PASSING: Missouri-Lock, Drew 23-38-0-373. Oklahoma State-Cornelius, Taylor 26-44-2-336; Wallace, Tylan 1-1-0-minus 3.

RECEIVING: Missouri-Johnson, Johnat 9-185; Blanton, Kendal 4-35; Banister, Barre 3-37; Hall, Emanuel 2-72; Gicinto, Domini 2-30; Knox, Jalen 1-6; Badie, Tyler 1-5; Rountree, Larry 1-3. Oklahoma State-Johnson, Tyron 7-141; Wallace, Tylan 7-83; Stoner, Dillon 6-59; Hubbard, Chuba 3-37; Wolf, Landon 3-16; Cornelius, Taylor 1-minus 3.

INTERCEPTIONS: Missouri-Hilton, Cam 2-2. Oklahoma State-None.

FUMBLES: Missouri-Knox, Jalen 1-1; Badie, Tyler 1-0; Floyd, Richard 1-0. Oklahoma State-Cornelius, Taylor 1-0.



The Cowboys topped No. 23 Missouri in the AutoZone Liberty Bowl.



Select Players Game-by-Game Stats

49 Matt Ammendola

Kicker | 5-9 | 195 | R-Senior
Lansdale, Pa./North Penn

Career Highs

Longest FG 53 twice, last at South Alabama 2017
Most FG Made 3, four times, last vs. Boise State, 2018

Ammendola's 2016 Game-by-Game Kicking Stats

Date	Opponent	PAT-A	FGM-FGA	Lg	Blk
Sept. 3	SE Louisiana	0-1	0-0	0	0
Sept. 10	Central Michigan	0-0	1-1	53	0
Sept. 17	Pittsburgh	0-0	0-0	0	0
Sept. 24	at Baylor	0-0	0-0	0	0
Oct. 1	Texas	0-0	0-0	0	0
Oct. 8	Iowa State	0-0	0-0	0	0
Oct. 22	at Kansas	0-0	0-0	0	0
Oct. 29	West Virginia	0-0	0-0	0	0
Nov. 5	at Kansas State	0-0	0-0	0	0
Nov. 12	Texas Tech	0-0	0-0	0	0
Nov. 19	at TCU	0-0	0-0	0	0
Dec. 3	at Oklahoma	0-0	0-0	0	0

Ammendola's 2017 Game-by-Game Kicking Stats

Date	Opponent	PAT-A	FGM-FGA	Lg	Blk
Aug. 31	Tulsa	8-8	1-2	24	0
Sept. 8	at South Alabama	5-5	3-4	53	0
Sept. 16	at Pittsburgh	8-8	1-1	25	0
Sept. 23	TCU	4-4	1-1	29	0
Sept. 30	at Texas Tech	5-5	2-4	27	0
Oct. 14	Baylor	8-8	1-1	40	0
Oct. 21	at Texas	1-1	2-3	34	0
Oct. 28	at West Virginia	5-6	1-2	35	0
Nov. 4	Oklahoma	7-7	1-1	29	0
Nov. 11	at Iowa State	6-6	2-2	41	0
Nov. 18	Kansas State	5-5	2-2	32	0
Nov. 25	Kansas	7-7	3-3	49	0
Dec. 28	vs. Virginia Tech	3-3	3-3	38	0

Ammendola's 2018 Game-by-Game Kicking Stats

Date	Opponent	PAT-A	FGM-FGA	Lg	Blk
Aug. 30	Missouri State	7-8	1-1	20	0
Sept. 8	South Alabama	7-7	2-2	45	0
Sept. 15	Boise State	5-5	3-3	48	0
Sept. 22	Texas Tech	2-2	1-2	39	0
Sept. 29	at Kansas	6-6	2-2	33	0
Oct. 6	Iowa State	6-6	0-0	0	0
Oct. 13	at Kansas State	0-0	2-2	48	0
Oct. 27	Texas	5-5	1-3	24	0
Nov. 3	at Baylor	4-4	1-3	19	1
Nov. 10	at Oklahoma	5-6	0-1	0	0
Nov. 17	West Virginia	6-6	1-1	20	0
Nov. 24	at TCU	3-3	1-1	39	0
Dec. 31	vs. Missouri	5-5	1-1	27	0

Ammendola's 2019 Game-by-Game Kicking Stats

Date	Opponent	PAT-A	FGM-FGA	Lg	Blk
Aug. 30	at Oregon State				
Sept. 7	McNeese				
Sept. 14	at Tulsa				
Sept. 21	at Texas				
Sept. 28	Kansas State				
Oct. 5	at Texas Tech				
Oct. 19	Baylor				
Oct. 26	at Iowa State				
Nov. 2	TCU				
Nov. 16	Kansas				
Nov. 23	at West Virginia				
Nov. 30	Oklahoma				

Ammendola's Career Kicking Stats

Year	FGM-FGA	Pct.	1-19	20-29	30-39	40-49	50+	Lg	Blk
2016	1-1	100.0	0-0	0-0	0-0	0-0	1-1	53	0
2017	23-29	79.3	1-2	8-9	9-10	5-7	1-1	53	0
2018	16-22	72.7	1-1	8-8	4-6	3-7	0-0	48	1
2019	0-0	.000	0-0	0-0	0-0	0-0	0-0	0	0
Career	40-52	76.9	2-3	16-17	13-16	8-14	2-2	53	1

6 Dru Brown

Quarterback | 5-11 | 200 | R-Senior
San Mateo, Calif./Los Gatos/Hawai'i

Career Highs

Completions 31 vs. Colorado State, 2017
Attempts 47, twice, most recently at UNLV, 2017
Yards 391 at UMass, 2017
Passing TD 5 vs. UMass, 2016
Long Pass 85 at UMass, 2017

Brown's 2016 Game-by-Game Passing Stats (at Hawai'i)

Date	Opponent	Cmp.	Att.	Int.	Yds.	TD	Long	Sack
Aug. 27	vs. Cal				DNP			
Sep. 3	at Michigan	5	10	1	63	0	25	0
Sep. 10	UT Martin	1	2	0	-2	0	0	1
Sep. 17	at Arizona	10	18	0	144	0	37	0
Oct. 1	Nevada	15	18	0	222	2	38	2
Oct. 8	at San Jose State	24	33	0	287	2	39	2
Oct. 15	UNLV	17	32	0	217	2	38	1
Oct. 22	at Air Force	21	37	2	312	3	41	2
Oct. 29	New Mexico	16	28	0	173	0	31	2
Nov. 5	at San Diego State	22	35	3	135	0	13	2
Nov. 12	Boise State	16	31	0	125	1	21	0
Nov. 19	at Fresno State	20	31	1	227	0	53	2
Nov. 26	Massachusetts	22	30	0	311	5	56	3
Dec. 24	MTSU	20	30	0	274	4	44	1

Brown's 2016 Game-by-Game Rushing Stats (at Hawai'i)

Date	Opponent	No.	Gain	Loss	Net	TD	Long	Avg.
Aug. 27	vs. Cal				DNP			
Sep. 3	at Michigan	5	49	0	49	0	17	9.8
Sep. 10	UT Martin	1	0	5	-5	0	0	-5
Sep. 17	at Arizona	5	33	0	33	1	12	6.6
Oct. 1	Nevada	7	44	13	31	0	17	4.43
Oct. 8	at San Jose State	6	92	38	54	1	62	9
Oct. 15	UNLV	8	51	19	32	0	21	4
Oct. 22	at Air Force	7	17	17	0	0	8	0
Oct. 29	New Mexico	8	21	10	11	1	6	1.38
Nov. 5	at San Diego State	6	10	19	-9	0	5	-1.5
Nov. 12	Boise State	11	71	10	61	0	30	5.55
Nov. 19	at Fresno State	5	1	19	-18	0	1	-3.6
Nov. 26	UMass	10	66	22	44	0	27	4.4
Dec. 24	MTSU	9	27	4	23	1	12	2.56

Brown's 2017 Game-by-Game Passing Stats (at Hawai'i)

Date	Opponent	Cmp.	Att.	Int.	Yds.	TD	Long	Sack
Aug. 26	at Massachusetts	25	38	1	391	3	85	4
Sept. 2	Western Carolina	11	21	2	154	2	50	2
Sept. 9	at UCLA	23	38	1	227	2	37	1
Sept. 23	at Wyoming	29	40	2	280	1	50	2
Sept. 30	Colorado State	31	47	0	362	2	38	1
Oct. 7	at Nevada	18	27	1	229	2	42	4
Oct. 14	San Jose State	12	23	0	173	1	56	0
Oct. 28	San Diego State	19	33	0	160	0	47	3
Nov. 4	at UNLV	24	47	0	269	1	38	2
Nov. 11	Fresno State	18	31	1	154	2	18	5
Nov. 18	at Utah State	16	29	0	128	0	19	4
Nov. 25	Brigham Young	28	38	0	258	2	44	2

Brown's 2017 Game-by-Game Rushing Stats (at Hawai'i)

Date	Opponent	No.	Gain	Loss	Net	TD	Long	Avg.
Aug. 26	at Massachusetts	8	48	29	19	1	29	2.4
Sept. 2	Western Carolina	3	3	16	-13	0	3	-4.3
Sept. 9	at UCLA	3	13	10	3	0	9	1
Sept. 23	at Wyoming	3	6	4	2	0	6	0.7
Sept. 30	Colorado State	2	6	2	4	0	6	2
Oct. 7	at Nevada	6	13	34	-21	0	13	-3.5
Oct. 14	San Jose State	5	45	0	45	0	17	9
Oct. 28	San Diego State	6	8	13	-5	1	4	-0.8
Nov. 4	at UNLV	5	20	10	10	0	19	2
Nov. 11	Fresno State	10	29	29	0	0	14	0
Nov. 18	at Utah State	5	6	33	-27	0	6	-5.4
Nov. 25	Brigham Young	2	0	10	-10	0	0	-5

Brown's 2018 Game-by-Game Passing Stats

Date	Opponent	Cmp.	Att.	Int.	Yds.	TD	Long	Sack
Aug. 30	Missouri State				DNP			
Sept. 8	South Alabama				DNP			
Sept. 15	Boise State				DNP			
Sept. 22	Texas Tech				DNP			
Sept. 29	at Kansas				DNP			
Oct. 6	Iowa State				DNP			
Oct. 13	at Kansas State				DNP			
Oct. 27	Texas				DNP			
Nov. 3	at Baylor				DNP			
Nov. 10	at Oklahoma				DNP			
Nov. 17	West Virginia				DNP			
Nov. 24	at TCU				DNP			
Dec. 31	vs. Missouri	0	0	0	0	0	0	0

Brown's 2018 Game-by-Game Rushing Stats

Date	Opponent	No.	Gain	Loss	Net	TD	Long	Avg.
Aug. 30	Missouri State				DNP			
Sept. 8	South Alabama				DNP			
Sept. 15	Boise State				DNP			
Sept. 22	Texas Tech				DNP			
Sept. 29	at Kansas				DNP			
Oct. 6	Iowa State				DNP			
Oct. 13	at Kansas State				DNP			
Oct. 27	Texas				DNP			
Nov. 3	at Baylor				DNP			
Nov. 10	at Oklahoma				DNP			
Nov. 17	West Virginia				DNP			
Nov. 24	at TCU				DNP			
Dec. 31	vs. Missouri	0	0	0	0	0	0	0

Brown's 2019 Game-by-Game Passing Stats

Date	Opponent	Cmp.	Att.	Int.	Yds.	TD	Long	Sack
Aug. 30	at Oregon State							
Sept. 7	McNeese							
Sept. 14	at Tulsa							
Sept. 21	at Texas							
Sept. 28	Kansas State							
Oct. 5	at Texas Tech							
Oct. 19	Baylor							
Oct. 26	at Iowa State							
Nov. 2	TCU							
Nov. 16	Kansas							
Nov. 23	at West Virginia							
Nov. 30	Oklahoma							

Brown's 2019 Game-by-Game Rushing Stats

Date	Opponent	No.	Gain	Loss	Net	TD	Long	Avg.
Aug. 30	at Oregon State							
Sept. 7	McNeese							
Sept. 14	at Tulsa							
Sept. 21	at Texas							
Sept. 28	Kansas State							
Oct. 5	at Texas Tech							
Oct. 19	Baylor							
Oct. 26	at Iowa State							
Nov. 2	TCU							
Nov. 16	Kansas							
Nov. 23	at West Virginia							
Nov. 30	Oklahoma							

Brown's Career Passing Stats

Year	G	Effic	Cmp-Att-Int	Pct	Yds	TD	Lng	Avg/G
2015			JUCO					
2016(UH)	13	139.31	209-335-7	62.4	2,488	19	56	191.38
2017(UH)	12	128.97	254-412-8	61.7	2,785	18	85	232.08
2018	1	0.0	0-0-0	-	0	0	0	0.0
2019	0	0.0	0-0-0	-	0	0	0	0.0
Career	26	133.61	463-747-15	62.0	5,273	37	85	202.81



Select Players Game-by-Game Stats

7 LD Brown

Running Back | 5-9 | 191 | R-Junior
Dallas, Texas/DeSoto

Career Highs

Rushes	10, twice, last at TCU, 2018
Rushing Yards	110 vs. Missouri State, 2018
Long Rush	77 vs. Missouri State, 2018

Brown's 2017 Game-by-Game Rushing Stats

Date	Opponent	No.	Gain	Loss	Net	TD	Long	Avg.
Aug. 31	Tulsa	5	95	3	92	1	73	18.4
Sept. 8	at South Alabama	10	38	0	38	0	13	3.8
Sept. 16	at Pittsburgh	4	12	4	8	0	6	2.0
Sept. 23	TCU			DNP				
Sept. 30	at Texas Tech			DNP				
Oct. 14	Baylor	2	19	0	19	0	12	9.5
Oct. 21	at Texas	0	0	0	0	0	0	0
Oct. 28	at West Virginia	4	11	5	6	0	5	1.5
Nov. 4	Oklahoma	0	0	0	0	0	0	0
Nov. 11	at Iowa State	0	0	0	0	0	0	0
Nov. 18	Kansas State	0	0	0	0	0	0	0
Nov. 25	Kansas	8	49	1	48	2	29	6.0
Dec. 28	vs. Virginia Tech	1	12	0	12	0	12	12.0

Brown's 2017 Game-by-Game Receiving Stats

Date	Opponent	No.	Yds.	TD	Long
Aug. 31	Tulsa	0	0	0	0
Sept. 8	at South Alabama	0	0	0	0
Sept. 16	at Pittsburgh	0	0	0	0
Sept. 23	TCU			DNP	
Sept. 30	at Texas Tech			DNP	
Oct. 14	Baylor	0	0	0	0
Oct. 21	at Texas	0	0	0	0
Oct. 28	at West Virginia	0	0	0	0
Nov. 4	Oklahoma	0	0	0	0
Nov. 11	at Iowa State	0	0	0	0
Nov. 18	Kansas State	0	0	0	0
Nov. 25	Kansas	1	-2	0	-2
Dec. 28	vs. Virginia Tech	0	0	0	0

Brown's 2018 Game-by-Game Rushing Stats

Date	Opponent	No.	Gain	Loss	Net	TD	Long	Avg.
Aug. 30	Missouri State	9	110	0	110	1	77	12.2
Sept. 8	South Alabama	1	14	0	14	0	14	14.0
Sept. 15	Boise State				DNP			
Sept. 22	Texas Tech				DNP			
Sept. 29	at Kansas				DNP			
Oct. 6	Iowa State	0	0	0	0	0	0	0.0
Oct. 13	at Kansas State	0	0	0	0	0	0	0.0
Oct. 27	Texas	0	0	0	0	0	0	0.0
Nov. 3	at Baylor	0	0	0	0	0	0	0.0
Nov. 10	at Oklahoma	1	5	0	5	0	5	5.0
Nov. 17	West Virginia	4	26	0	26	0	14	6.5
Nov. 24	at TCU	10	17	12	5	0	8	0.5
Dec. 31	vs. Missouri	2	3	0	3	0	3	1.5

Brown's 2018 Game-by-Game Receiving Stats

Date	Opponent	No.	Yds.	TD	Long
Aug. 30	Missouri State	0	0	0	0
Sept. 8	South Alabama	0	0	0	0
Sept. 15	Boise State			DNP	
Sept. 22	Texas Tech			DNP	
Sept. 29	at Kansas			DNP	
Oct. 6	Iowa State	0	0	0	0
Oct. 13	at Kansas State	0	0	0	0
Oct. 27	Texas	0	0	0	0
Nov. 3	at Baylor	0	0	0	0
Nov. 10	at Oklahoma	0	0	0	0
Nov. 17	West Virginia	0	0	0	0
Nov. 24	at TCU	0	0	0	0
Dec. 31	vs. Missouri	0	0	0	0

Brown's 2019 Game-by-Game Rushing Stats

Date	Opponent	No.	Gain	Loss	Net	TD	Long	Avg.
Aug. 30	at Oregon State							
Sept. 7	McNeese							

Sept. 14	at Tulsa							
Sept. 21	at Texas							
Sept. 28	Kansas State							
Oct. 5	at Texas Tech							
Oct. 19	Baylor							
Oct. 26	at Iowa State							
Nov. 2	TCU							
Nov. 16	Kansas							
Nov. 23	at West Virginia							
Nov. 30	Oklahoma							

Brown's Career Rushing Stats

Year	G	Att.	Gain	Loss	Net	Avg.	TD	Long	Avg./G
2017	11	34	236	13	223	6.6	3	73	20.3
2018	10	27	175	12	163	6.0	1	77	16.3
2019	0	0	0	0	0	0.0	0	0	0.0
Career	21	61	411	25	386	6.3	4	77	18.4

30 Chuba Hubbard

Running Back | 6-1 | 207 | R-Sophomore
Sherwood Park, Alberta, Canada/Bev Facey

Career Highs

Rushes	26 vs. West Virginia, 2018
Rushing Yards	145 vs. Missouri, 2018
Rushing Touchdowns	3 at Oklahoma, 2018
Long Rush	33 vs. Missouri, 2018
Receptions	5, twice, last vs. West Virginia, 2018
Receiving Yards	65 vs. Missouri State, 2018
Long Reception	54 vs. Missouri State, 2018

Hubbard's 2018 Game-by-Game Rushing Stats

Date	Opponent	No.	Gain	Loss	Net	TD	Long	Avg.
Aug. 30	Missouri State	7	42	0	42	0	19	6.0
Sept. 8	South Alabama	6	49	3	46	1	22	7.7
Sept. 15	Boise State	1	0	2	-2	0	-2	-2.0
Sept. 22	Texas Tech	4	14	1	13	0	7	3.2
Sept. 29	at Kansas	5	57	0	57	1	27	11.4
Oct. 6	Iowa State	2	22	0	22	0	12	11.0
Oct. 13	at Kansas State	1	6	0	6	0	6	6.0
Oct. 27	Texas	9	87	7	80	0	21	8.9
Nov. 3	at Baylor	10	51	0	51	0	8	5.1
Nov. 10	at Oklahoma	22	104	0	104	3	18	4.7
Nov. 17	West Virginia	26	138	4	134	0	23	5.2
Nov. 24	at TCU	13	50	8	42	1	15	3.2
Dec. 31	vs. Missouri	18	146	1	145	1	33	8.1

Hubbard's 2018 Game-by-Game Receiving Stats

Date	Opponent	No.	Yds.	TD	Long
Aug. 30	Missouri State	3	65	1	54
Sept. 8	South Alabama	0	0	0	0
Sept. 15	Boise State	0	0	0	0
Sept. 22	Texas Tech	0	0	0	0
Sept. 29	at Kansas	0	0	0	0
Oct. 6	Iowa State	0	0	0	0
Oct. 13	at Kansas State	4	35	0	14
Oct. 27	Texas	1	1	0	1
Nov. 3	at Baylor	1	18	0	18
Nov. 10	at Oklahoma	5	49	0	19
Nov. 17	West Virginia	5	24	1	14
Nov. 24	at TCU	0	0	0	0
Dec. 31	vs. Missouri	3	37	0	14

Hubbard's 2019 Game-by-Game Rushing Stats

Date	Opponent	No.	Gain	Loss	Net	TD	Long	Avg.
Aug. 30	at Oregon State							
Sept. 7	McNeese							
Sept. 14	at Tulsa							
Sept. 21	at Texas							
Sept. 28	Kansas State							
Oct. 5	at Texas Tech							
Oct. 19	Baylor							
Oct. 26	at Iowa State							
Nov. 2	TCU							
Nov. 16	Kansas							
Nov. 23	at West Virginia							
Nov. 30	Oklahoma							

Hubbard's 2019 Game-by-Game Receiving Stats

Date	Opponent	No.	Yds.	TD	Long
Aug. 30	at Oregon State				
Sept. 7	McNeese				
Sept. 14	at Tulsa				
Sept. 21	at Texas				
Sept. 28	Kansas State				
Oct. 5	at Texas Tech				
Oct. 19	Baylor				
Oct. 26	at Iowa State				
Nov. 2	TCU				
Nov. 16	Kansas				
Nov. 23	at West Virginia				
Nov. 30	Oklahoma				

Hubbard's Career Rushing Stats

Year	G	Att.	Gain	Loss	Net	Avg.	TD	Long	Avg./G
2018	13	124	766	26	740	6.0	7	33	56.9
2019	0	0	0	0	0	0.0	0	0	0.0
Career	13	124	766	26	740	6.0	7	33	56.9

Hubbard's Career Receiving Stats

Year	G	Rec.	Yds.	Avg.	TD	Long	Avg./G
2018	13	22	229	10.4	2	54	17.6
2019	0	0	0	0.0	0	0	0.0
Career	13	22	229	10.4	2	54	17.6

8 Braydon Johnson

Wide Receiver | 6-1 | 195 | R-Sophomore
Arlington, Texas/Bowie

Career Highs

Receptions	1, twice, last at Baylor, 2018
Receiving Yards	6 vs. Texas, 2018
Long Reception	6 vs. Texas, 2018

Johnson's 2018 Game-by-Game Receiving Stats

Date	Opponent	No.	Yds.	TD	Long
Aug. 30	Missouri State	0	0	0	0
Sept. 8	South Alabama	0	0	0	0
Sept. 15	Boise State	0	0	0	0
Sept. 22	Texas Tech	0	0	0	0
Sept. 29	at Kansas	0	1	0	0
Oct. 6	Iowa State	0	0	0	0
Oct. 13	at Kansas State		DNP		
Oct. 27	Texas	1	6	0	6
Nov. 3	at Baylor	1	0	0	0
Nov. 10	at Oklahoma		DNP		
Nov. 17	West Virginia	0	0	0	0
Nov. 24	at TCU	0	0	0	0
Dec. 31	vs. Missouri	0	0	0	0

Johnson's 2019 Game-by-Game Receiving Stats

Date	Opponent	No.	Yds.	TD	Long
Aug. 30	at Oregon State				
Sept. 7	McNeese				
Sept. 14	at Tulsa				
Sept. 21	at Texas				
Sept. 28	Kansas State				
Oct. 5	at Texas Tech				
Oct. 19	Baylor				
Oct. 26	at Iowa State				
Nov. 2	TCU				
Nov. 16	Kansas				
Nov. 23	at West Virginia				
Nov. 30	Oklahoma				

Johnson's Career Receiving Stats

Year	G	Rec.	Yds.	Avg.	TD	Long	Avg./G
2018	11	2	7	3.5	0	6	0.6
2019	0	0	0	0.0	0	0	0.0
Career	11	2	7	3.5	0	6	0.6



Select Players Game-by-Game Stats

12 Jordan McCray

Wide Receiver | 6-6 | 187 | R-Senior
Marietta, Ga./North Cobb/South Alabama

Career Highs

Receptions	4, 3 times, last vs. Texas State, 2018
Receiving Yards	74 at New Mexico State, 2017
Long Reception	41 vs. Arkansas State, 2017

McCray's 2016 Game-by-Game Receiving Stats

Date	Opponent	No.	Yds.	TD	Long
Sept. 3	at Mississippi State	0	0	0	0
Sept. 10	Georgia Southern	2	45	0	37
Sept. 17	at Louisiana-Lafayette		DNP		
Sept. 24	Nicholls	2	25	0	13
Oct. 1	San Diego State	0	0	0	0
Oct. 15	at Arkansas State	0	0	0	0
Oct. 20	Troy	0	0	0	0
Oct. 29	Georgia State	1	11	0	11
Nov. 5	at Louisiana-Monroe	0	0	0	0
Nov. 19	Presbyterian	0	0	0	0
Nov. 26	at Idaho	2	26	0	14
Dec. 3	New Mexico State	0	0	0	0
Dec. 30	vs. Air Force	0	0	0	0

McCray's 2017 Game-by-Game Receiving Stats

Date	Opponent	No.	Yds.	TD	Long
Sept. 2	at Ole Miss	2	12	0	8
Sept. 8	Oklahoma State	3	27	0	12
Sept. 16	Alabama A&M	0	0	0	0
Sept. 23	Idaho	1	10	0	10
Sept. 30	at Louisiana Tech		DNP		
Oct. 11	at Troy		DNP		
Oct. 21	Louisiana-Monroe	2	19	0	11
Oct. 26	at Georgia State	3	35	0	24
Nov. 4	Louisiana-Lafayette	1	6	0	6
Nov. 11	Arkansas State	4	72	0	41
Nov. 18	at Georgia Southern	2	15	0	8
Dec. 2	at New Mexico State	4	74	1	27

McCray's 2018 Game-by-Game Receiving Stats

Date	Opponent	No.	Yds.	TD	Long
Sept. 1	Louisiana Tech	2	14	0	9
Sept. 8	at Oklahoma State	3	19	0	9
Sept. 15	Texas State	4	31	1	23
Sept. 22	at Memphis	2	4	0	8
Sept. 29	at Appalachian State	3	43	0	34
Oct. 6	at Georgia Southern	2	0	0	5
Oct. 13	Alabama State	2	12	1	9
Oct. 23	Troy	3	60	1	26
Nov. 3	at Arkansas State	1	9	0	9
Nov. 10	Louisiana-Monroe	3	45	1	34
Nov. 17	at Louisiana-Lafayette	2	24	0	15
Nov. 23	Coastal Carolina	2	12	0	8

McCray's 2019 Game-by-Game Receiving Stats

Date	Opponent	No.	Yds.	TD	Long
Aug. 30	at Oregon State				
Sept. 7	McNeese				
Sept. 14	at Tulsa				
Sept. 21	at Texas				
Sept. 28	Kansas State				
Oct. 5	at Texas Tech				
Oct. 19	Baylor				
Oct. 26	at Iowa State				
Nov. 2	TCU				
Nov. 16	Kansas				
Nov. 23	at West Virginia				
Nov. 30	Oklahoma				

McCray's Career Receiving Stats

Year	G	Rec.	Yds.	Avg.	TD	Long	Avg./G
2016	12	7	107	15.3	0	37	8.9
2017	10	22	270	12.3	1	41	27.0
2018	12	29	273	9.4	4	34	22.8
2019	0	0	0	0.0	0	0	0.0
Career	34	58	650	11.2	5	41	19.1

17 Dillon Stoner

Wide Receiver | 6-0 | 198 | R-Junior
Tulsa, Okla./Jenks

Career Highs

Receptions	9 vs. West Virginia, 2018
Receiving Yards	127 vs. West Virginia, 2018
Long Reception	76 vs. Kansas, 2018

Stoner's 2016 Game-by-Game Receiving Stats

Date	Opponent	No.	Yds.	TD	Long
Sept. 3	SE Louisiana	2	27	0	17
Sept. 10	Central Michigan	0	0	0	0
Sept. 17	Pittsburgh	0	0	0	0
Sept. 24	at Baylor	3	0	0	4
Oct. 1	Texas		DNP		
Oct. 8	Iowa State		DNP		
Oct. 22	at Kansas		DNP		
Oct. 29	West Virginia		DNP		
Nov. 5	at Kansas State		DNP		
Nov. 12	Texas Tech		DNP		
Nov. 19	at TCU		DNP		
Dec. 3	at Oklahoma		DNP		

Stoner's 2017 Game-by-Game Receiving Stats

Date	Opponent	No.	Yds.	TD	Long
Aug. 31	Tulsa	4	18	0	7
Sept. 8	at South Alabama	2	24	0	13
Sept. 16	at Pittsburgh	5	100	1	54
Sept. 23	TCU	3	39	1	14
Sept. 30	at Texas Tech	1	21	0	21
Oct. 14	Baylor		DNP		
Oct. 21	at Texas	2	15	0	8
Oct. 28	at West Virginia	3	44	0	27
Nov. 4	Oklahoma	4	53	0	30
Nov. 11	at Iowa State	4	41	1	19
Nov. 18	Kansas State	8	73	1	16
Nov. 25	Kansas	4	113	1	76
Dec. 28	vs. Virginia Tech	4	35	1	17

Stoner's 2018 Game-by-Game Receiving Stats

Date	Opponent	No.	Yds.	TD	Long
Aug. 30	Missouri State	4	29	0	9
Sept. 8	South Alabama	4	54	0	20
Sept. 15	Boise State	5	68	1	32
Sept. 22	Texas Tech	1	22	0	22
Sept. 29	at Kansas		DNP		
Oct. 6	Iowa State	1	31	0	31
Oct. 13	at Kansas State	1	11	0	11
Oct. 27	Texas	4	33	0	13
Nov. 3	at Baylor	4	60	0	26
Nov. 10	at Oklahoma	5	70	0	23
Nov. 17	West Virginia	9	127	0	26
Nov. 24	at TCU	4	39	0	24
Dec. 31	vs. Missouri	6	59	1	30

Stoner's 2019 Game-by-Game Receiving Stats

Date	Opponent	No.	Yds.	TD	Long
Aug. 30	at Oregon State				
Sept. 7	McNeese				
Sept. 14	at Tulsa				
Sept. 21	at Texas				
Sept. 28	Kansas State				
Oct. 5	at Texas Tech				
Oct. 19	Baylor				
Oct. 26	at Iowa State				
Nov. 2	TCU				
Nov. 16	Kansas				
Nov. 23	at West Virginia				
Nov. 30	Oklahoma				

Stoner's Career Receiving Stats

Year	G	Rec.	Yds.	Avg.	TD	Long	Avg./G
2016(RS)	4	5	27	5.4	0	17	6.8
2017	12	44	576	13.1	6	76	48.0
2018	12	48	603	12.6	2	32	50.3
2019	0	0	0	0.0	0	0	0.0
Career	28	97	1,206	12.4	8	76	43.1

2 Tylan Wallace

Wide Receiver | 6-0 | 185 | Junior
Fort Worth, Texas/South Hills

Career Highs

Receptions	10, three times, last at Oklahoma, 2018
Receiving Yards	222 vs. Texas, 2018
Long Reception	56 at Kansas, 2018

Wallace's 2017 Game-by-Game Receiving Stats

Date	Opponent	No.	Yds.	TD	Long
Aug. 31	Tulsa	0	0	0	0
Sept. 8	at South Alabama	1	7	0	7
Sept. 16	at Pittsburgh	2	49	0	39
Sept. 23	TCU	0	0	0	0
Sept. 30	at Texas Tech	0	0	0	0
Oct. 14	Baylor	0	0	0	0
Oct. 21	at Texas	0	0	0	0
Oct. 28	at West Virginia	0	0	0	0
Nov. 4	Oklahoma	0	0	0	0
Nov. 11	at Iowa State	3	49	0	25
Nov. 18	Kansas State	1	13	0	13
Nov. 25	Kansas	0	0	0	0
Dec. 28	vs. Virginia Tech	0	0	0	0

Wallace's 2018 Game-by-Game Receiving Stats

Date	Opponent	No.	Yds.	TD	Long
Aug. 30	Missouri State	4	48	1	21
Sept. 8	South Alabama	10	166	1	33
Sept. 15	Boise State	5	105	0	43
Sept. 22	Texas Tech	7	123	0	31
Sept. 29	at Kansas	4	104	1	56
Oct. 6	Iowa State	5	82	1	42
Oct. 13	at Kansas State	5	90	0	45
Oct. 27	Texas	10	222	2	49
Nov. 3	at Baylor	8	122	1	33
Nov. 10	at Oklahoma	10	220	2	49
Nov. 17	West Virginia	7	62	2	14
Nov. 24	at TCU	4	64	0	29
Dec. 31	vs. Missouri	7	83	1	19

Wallace's 2019 Game-by-Game Receiving Stats

Date	Opponent	No.	Yds.	TD	Long
Aug. 30	at Oregon State				
Sept. 7	McNeese				
Sept. 14	at Tulsa				
Sept. 21	at Texas				
Sept. 28	Kansas State				
Oct. 5	at Texas Tech				
Oct. 19	Baylor				
Oct. 26	at Iowa State				
Nov. 2	TCU				
Nov. 16	Kansas				
Nov. 23	at West Virginia				
Nov. 30	Oklahoma				

Wallace's Career Receiving Stats

Year	G	Rec.	Yds.	Avg.	TD	Long	Avg./G
2017	13	7	118	16.9	0	39	9.1
2018	13	86	1,491	17.3	12	56	114.7
2019	0	0	0	0.0	0	0	0.0
Career	26	93	1,609	17.3	12	56	61.9



Select Players Game-by-Game Stats

1 Landon Wolf

Wide Receiver | 5-11 | 174 | R-Junior
Tulsa, Okla./East Central

Career Highs

Receptions	6, three times, last at TCU, 2018
Receiving Yards	116 at Kansas, 2018
Long Reception	42 at Kansas, 2018

Wolf's 2018 Game-by-Game Receiving Stats

Date	Opponent	No.	Yds.	TD	Long
Aug. 30	Missouri State	2	24	0	13
Sept. 8	South Alabama	2	17	0	16
Sept. 15	Boise State	0	0	0	0
Sept. 22	Texas Tech	0	0	0	0
Sept. 29	at Kansas	6	116	1	42
Oct. 6	Iowa State	6	63	1	27
Oct. 13	at Kansas State	0	0	0	0
Oct. 27	Texas	2	23	0	20
Nov. 3	at Baylor	0	-3	0	-3
Nov. 10	at Oklahoma	2	19	0	10
Nov. 17	West Virginia	4	47	0	15
Nov. 24	at TCU	6	40	0	11
Dec. 31	vs. Missouri	3	16	0	8

Wolf's 2019 Game-by-Game Receiving Stats

Date	Opponent	No.	Yds.	TD	Long
Aug. 30	at Oregon State				
Sept. 7	McNeese				
Sept. 14	at Tulsa				
Sept. 21	at Texas				
Sept. 28	Kansas State				
Oct. 5	at Texas Tech				
Oct. 19	Baylor				
Oct. 26	at Iowa State				
Nov. 2	TCU				
Nov. 16	Kansas				
Nov. 23	at West Virginia				
Nov. 30	Oklahoma				

Wolf's Career Receiving Stats

Year	G	Rec.	Yds.	Avg.	TD	Long	Avg./G
2017	13	0	0	0	0	0	0.0
2018	13	33	262	7.9	2	42	20.2
2019	0	0	0	0.0	0	0	0.0
Career	26	33	262	7.9	2	42	10.1

89 Jelani Woods

Cowboy Back | 6-7 | 265 | R-Sophomore
Ellenwood, Ga./CEDar Grove

Career Highs

Receptions	2 vs. Iowa State, 2018
Receiving Yards	32 vs. South Alabama, 2018
Long Reception	32 vs. South Alabama, 2018

Woods' 2018 Game-by-Game Receiving Stats

Date	Opponent	No.	Yds.	TD	Long
Aug. 30	Missouri State	0	0	0	0
Sept. 8	South Alabama	1	32	0	32
Sept. 15	Boise State	0	0	0	0
Sept. 22	Texas Tech	1	19	0	19
Sept. 29	at Kansas	1	5	0	5
Oct. 6	Iowa State	2	33	1	19
Oct. 13	at Kansas State	0	0	0	0
Oct. 27	Texas	1	16	1	16
Nov. 3	at Baylor	0	0	0	0
Nov. 10	at Oklahoma	1	15	0	15
Nov. 17	West Virginia	0	0	0	0
Nov. 24	at TCU		DNP		
Dec. 31	vs. Missouri		DNP		

Woods' 2019 Game-by-Game Receiving Stats

Date	Opponent	No.	Yds.	TD	Long
Aug. 30	at Oregon State				
Sept. 7	McNeese				
Sept. 14	at Tulsa				
Sept. 21	at Texas				
Sept. 28	Kansas State				
Oct. 5	at Texas Tech				
Oct. 19	Baylor				
Oct. 26	at Iowa State				
Nov. 2	TCU				
Nov. 16	Kansas				
Nov. 23	at West Virginia				
Nov. 30	Oklahoma				

Woods' Career Receiving Stats

Year	G	Rec.	Yds.	Avg.	TD	Long	Avg./G
2018	11	7	120	17.1	2	32	10.9
2019	0	0	0	0.0	0	0	0.0
Career	11	7	120	17.1	2	32	10.9



Career Highs for Others (Sorted by Last Name)

Defense

24 Jarrick Bernard - S

Tackles 14 vs. Texas Tech, 2018
 TFL 1.0, three times, last at Baylor, 2018
 Sacks 1.0, twice, last vs. Kansas State, 2018
 Interceptions 1 vs. Texas Tech, 2018

1 Calvin Bundage - LB

Tackles 12 vs. Boise State, 2018
 TFL 2.5 vs. Kansas State, 2017
 Sacks 2.0 vs. Oklahoma, 2017

98 Brendon Evers - DT

Tackles 2 vs. South Alabama, 2018
 TFL 1.0 at Baylor, 2018
 Sacks 1.0 at Baylor, 2018

4 A.J. Green - CB

Tackles 6, six times, last at Oklahoma, 2018
 TFL 1.5 vs. TCU, 2017
 Pass Break Ups 3 vs. West Virginia, 2018
 Interceptions 2 at West Virginia, 2017

16 Devin Harper - LB

Tackles 9 at Kansas, 2018
 Sacks 1.5 vs. Boise State, 2018
 TFL 1.5 vs. Boise State, 2018
 Interceptions 1 vs. South Alabama, 2018

31 Kolby Harvell-Peel - S

Tackles 9 vs. Missouri, 2018
 Sacks 1.0 vs. South Alabama, 2018
 TFL 2.0 at TCU, 2018

33 Kevin Henry - LB

Tackles 6 vs. Tulsa, 2017
 TFL 1.0 vs. Tulsa, 2017
 Sacks No career sacks

2 Tanner McCalister - S

Tackles 4 vs. Missouri, 2018
 TFL No career TFL
 Interceptions No career interceptions
 Pass Break Ups 1 at Oklahoma, 2018

11 Amen Ogbongbemiga - LB

Tackles 5 at Pittsburgh, 2017
 TFL 1.0, three times, last at Oklahoma, 2018
 Sacks 1.0 at Oklahoma, 2018

20 Malcolm Rodriguez - S

Tackles 12 at Oklahoma, 2018
 TFL 2.5 vs. West Virginia, 2018
 Pass Break Ups 1 vs. West Virginia, 2018
 Interceptions No career interceptions

5 Kemah Siverand - CB

Tackles 4 vs. Missouri, 2018
 Pass Break Ups 1 vs. South Alabama, 2018
 Interceptions No career interceptions

8 Rodarius Williams - CB

Tackles 9 at Iowa State, 2017
 TFL 1.0, twice, last vs. Kansas State
 Pass Break Ups 2, four times, last vs. Iowa St., 2018
 Interceptions 1 at Baylor, 2018



Starting Lineups/Player Career Starts

Game-by-Game Starting Lineups

Starting Lineups - Offense

		LT	LG	C	RG	RT	WR	WR/RB/CW	WR	CW/WR/RB	RB	QB
8/30	Missouri State	Hambright	L. Williams	Wilson	Richards	Jenkins	Johnson	McCleskey	Ty. Wallace	Woods	Hill	Cornelius
9/8	South Alabama	Hambright	L. Williams	Wilson	Richards	Jenkins	Johnson	McCleskey	Ty. Wallace	Abbott	Hill	Cornelius
9/15	Boise State	Hambright	Keyes	Wilson	L. Williams	Jenkins	Johnson	McCleskey	Ty. Wallace	Stoner	Hill	Cornelius
9/22	Texas Tech	Hambright	Keyes	Wilson	L. Williams	Jenkins	Johnson	King	Ty. Wallace	Woods	Hill	Cornelius
9/29	at Kansas	Hambright	Keyes	Wilson	L. Williams	Jenkins	Johnson	Wolf	Ty. Wallace	Woods	Hill	Cornelius
10/6	Iowa State	Jenkins	Keyes	Wilson	L. Williams	Richards	Johnson	Wolf	Ty. Wallace	Woods	Hill	Cornelius
10/13	at Kansas State	Jenkins	Keyes	Wilson	L. Williams	Richards	Johnson	Stoner	Ty. Wallace	Woods	Hill	Cornelius
10/27	Texas	Jenkins	Keyes	Wilson	L. Williams	Richards	Johnson	Stoner	Ty. Wallace	King	Hill	Cornelius
11/3	at Baylor	Galloway	Keyes	Wilson	L. Williams	Jenkins	Johnson	Stoner	Ty. Wallace	Woods	Hill	Cornelius
11/10	at Oklahoma	Galloway	Keyes	Wilson	L. Williams	Jenkins	Johnson	Stoner	Ty. Wallace	Hubbard	Hill	Cornelius
11/17	West Virginia	Galloway	Keyes	Schneider	L. Williams	Jenkins	Johnson	L. Carter	Ty. Wallace	Woods	Hubbard	Cornelius
11/24	at TCU	Galloway	Keyes	Wilson	L. Williams	Jenkins	Johnson	Stoner	Ty. Wallace	Wolf	Hubbard	Cornelius
12/31	vs. Missouri	Galloway	Keyes	Wilson	Noel	Jenkins	Johnson	Stoner	Ty. Wallace	L. Carter	Hubbard	Cornelius

Starting Lineups - Defense

		DE	DT	DT	DE	LB	LB	CB	S	S	S	CB
8/30	Missouri State	Owens	Daniels	Carter	Brailford	Bundage	Phillips	Green	Edison-McGruder	Rodriguez	Mwaniki	R. Williams
9/8	South Alabama	Owens	Daniels	Carter	Brailford	Bundage	Phillips	Green	Edison-McGruder	Rodriguez	Mwaniki	R. Williams
9/15	Boise State	Owens	Daniels	Carter	Brailford	Bundage	Phillips	Green	Edison-McGruder	Rodriguez	Mwaniki	R. Williams
9/22	Texas Tech	Owens	Daniels	Carter	Brailford	Bundage	Phillips	Green	Edison-McGruder	Rodriguez	Mwaniki	R. Williams
9/29	at Kansas	Owens	Smith	Carter	Brailford	Harper	Phillips	Green	Edison-McGruder	Harvell-Peel	Bernard	R. Williams
10/6	Iowa State	Owens	Smith	Carter	Brailford	Bundage	Phillips	Green	Edison-McGruder	Harvell-Peel	Bernard	R. Williams
10/13	at Kansas State	Owens	Smith	Carter	Brailford	Bundage	Phillips	Green	Edison-McGruder	Harvell-Peel	Bernard	R. Williams
10/27	Texas	Owens	Smith	Carter	Brailford	Bundage	Phillips	Green	Edison-McGruder	Rodriguez	Bernard	R. Williams
11/3	at Baylor	Owens	Smith	Carter	Brailford	Bundage	Phillips	Green	Harvell-Peel	Rodriguez	Bernard	R. Williams
11/10	at Oklahoma	Owens	Smith	Carter	Brailford	Bundage	Phillips	Green	Edison-McGruder	Rodriguez	Bernard	R. Williams
11/17	West Virginia	Walterscheid	Smith	Carter	Brailford	Bundage	Phillips	Green	Edison-McGruder	Rodriguez	Bernard	R. Williams
11/24	at TCU	Owens	Smith	Carter	Brailford	Bundage	Phillips	Green	Edison-McGruder	Rodriguez	Bernard	R. Williams
12/31	vs. Missouri	Owens	Smith	Carter	Brailford	Henry	Phillips	Green	Edison-McGruder	Rodriguez	Bernard	R. Williams

Career Consecutive and Total Starts

Player, Pos.	Yr.	Consecutive Starts	Total Starts	-----Starts by Year-----				Player, Pos.	Yr.	Consecutive Starts	Total Starts	-----Starts by Year-----			
				2018	2017	2016	2015					2018	2017	2016	2015
Justin Phillips, LB	RSr.	26	28	13	13	2	0	Justice Hill, RB	Jr.	0	33	10	13	10	0
A.J. Green, CB	Jr.	26	26	13	13	0	0	Cole Walterscheid, DE	RSr.	0	22	1	8	13	0
Rodarius Williams, CB	RSo.	26	26	13	13	0	0	Calvin Bundage, LB	Jr.	7	20	11	9	0	0
Jordan Brailford, DE	RJr.	22	22	13	9	0	0	Larry Williams, OL	RSr.	0	20	12	3	5	0
Trey Carter, DT	RSr.	16	16	13	3	0	0	Darrion Daniels, DT	Sr.	0	14	4	10	0	0
Tevin Jenkins, OL	RSo.	13	16	13	3	0	0	Britton Abbott, CW	RSr.	0	10	1	9	0	0
Taylor Cornelius, QB	RSr.	13	13	13	0	0	0	Jelani Woods, CW	RFr.	0	7	7	0	0	0
Tyron Johnson, WR	RJr.	13	13	13	0	0	0	Shane Richards, OL	RSr.	0	5	5	0	0	0
Tylan Wallace, WR	So.	13	13	13	0	0	0	Arlington Hambright, OL	RJr.	0	5	5	0	0	0
Marcus Keyes, OL	RJr.	11	37	11	13	13	0	Kolby Harvell-Peel, S	Fr.	0	4	4	0	0	0
Enoch Smith, DT	RSr.	9	9	9	0	0	0	Landon Wolf, WR	RSo.	0	3	3	0	0	0
Jarrick Bernard, S	Fr.	9	9	9	0	0	0	Ry Schneider, OL	RSo.	0	1	1	0	0	0
Malcolm Rodriguez, S	So.	6	10	10	0	0	0	Devin Harper, LB	RSo.	0	1	1	0	0	0
Dylan Galloway, OL	RSo.	5	5	5	0	0	0	Sione Finefeuiaki, CW	Sr.	0	1	0	1	0	0
Kenneth Edison-McGruder, S	Sr.	4	21	12	5	4	0								
Chuba Hubbard, RB	RFr.	4	4	4	0	0	0								
Jarrell Owens, DE	RSr.	2	24	12	0	12	0								
Johnny Wilson, OL	RJr.	2	22	12	10	0	0								
Dillon Stoner, WR	RSo.	2	13	7	6	0	0								
Logan Carter, CW	RSo.	1	1	1	0	0	0								
Kevin Henry, LB	RJr.	1	1	1	0	0	0								
Deionte Noel, OL	RSr.	1	1	1	0	0	0								

Game-by-Game Captains

8/30	Missouri State	Abbott	Daniels	Phillips	Wolf
9/8	South Alabama	Brailford	Cornelius	Ogbongbemiga	Richards
9/15	Boise State	Z.Green	McCleskey	Edison-McGruder	Walterscheid
9/22	Texas Tech	Ammendola	Daniels	Hill	Stoner
9/29	at Kansas	Redwine-Bryant	A. Green	Keyes	Owens
10/6	Iowa State	Balous	Finefeuiaki	Smith Jr.	L. Williams
10/13	at Kansas State	Alexander	T. Carter	Jenkins	Phillips
10/27	Texas	Hill	Rodriguez	Walkingstick	Ty. Wallace
11/3	at Baylor	L. Carter	A. Green	Keyes	Walterscheid
11/10	at Oklahoma	Brailford	Hill	Ogbongbemiga	Stoner
11/17	West Virginia	Abbott	Edison-McGruder	T. Johnson	Phillips
11/24	at TCU	Cornelius	Ty. Wallace	Brailford	Hockett
12/31	vs. Missouri	Cornelius	Keyes	Brailford	Phillips

Redwine-Bryant



Explosive Plays

Passing plays - 20 yards or longer (65)

Yds	Connection	Opponent	Result of Pass	Result of Drive
64	Cornelius to Johnson	Kansas	Touchdown	Touchdown
60	Cornelius to Johnson	South Alabama	1st and 10 at USA 11	Touchdown
56	Cornelius to Ty. Wallace	Kansas	1st and 10 at KU 15	Touchdown
54	Cornelius to Hubbard	Missouri State	Touchdown	Touchdown
49	Cornelius to Ty. Wallace	Texas	1st and 10 at UT 20	Missed FG
49	Cornelius to Ty. Wallace	Oklahoma	1st and Goal at OU 1	Touchdown
49	Cornelius to Ty. Wallace	Oklahoma	Touchdown	Touchdown
46	Cornelius to Johnson	Missouri	Touchdown	Touchdown
45	Cornelius to Ty. Wallace	Kansas State	1st and Goal at KSU 7	Field Goal
43	Cornelius to Ty. Wallace	Boise State	1st and Goal at BSU 8	Touchdown
42	Cornelius to Wolf	Kansas	Touchdown	Touchdown
42	Cornelius to Ty. Wallace	Iowa State	Touchdown	Touchdown
40	Cornelius to Ty. Wallace	Texas	Touchdown	Touchdown
39	Cornelius to Wolf	Kansas	1st and 10 at KU 20	Field Goal
38	Cornelius to Johnson	West Virginia	1st and 10 at WVU 17	Touchdown
36	Cornelius to Ty. Wallace	Kansas State	1st and 10 at KSU 39	Touchdown
36	Cornelius to Ty. Wallace	Texas	Touchdown	Touchdown
35	Cornelius to Johnson	Boise State	1st and 10 at BSU 35	Field Goal
33	Cornelius to Ty. Wallace	South Alabama	1st and 10 at USA 41	Punt
33	Cornelius to Ty. Wallace	Baylor	Jenkins fumble at BU 48	Fumble
32	Cornelius to Johnson	Missouri	1st and 10 at MU 46	Touchdown
32	Cornelius to Johnson	South Alabama	1st and 10 at OSU 44	Interception
32	Cornelius to Woods	South Alabama	1st and 10 at USA 20	Field Goal
32	Cornelius to Stoner	Boise State	Touchdown	Touchdown
31	Cornelius to Ty. Wallace	Texas Tech	1st and 10 at TTU 31	Turnover on Downs
31	Cornelius to Stoner	Iowa State	1st and Goal at ISU 1	Touchdown
31	Cornelius to Johnson	Oklahoma	Touchdown	Touchdown
29	Cornelius to McCleskey	Missouri State	Touchdown	Touchdown
29	Cornelius to Ty. Wallace	TCU	1st and 10 at TCU 40	Touchdown
28	Cornelius to Johnson	Iowa State	Touchdown	Touchdown
27	Cornelius to Wolf	Iowa State	1st and 10 at ISU 40	Touchdown
27	Cornelius to Ty. Wallace	Texas	1st and 10 at UT 34	Touchdown
26	Cornelius to Johnson	Missouri	1st and 10 at MU 17	Field Goal
26	Cornelius to Ty. Wallace	Texas Tech	1st and 10 at TTU 28	Field Goal
26	Cornelius to Stoner	West Virginia	1st and 10 at WVU 16	Field Goal
25	Cornelius to King	Missouri State	1st and 10 at MSU 22	Field Goal
25	Cornelius to Johnson	South Alabama	1st and Goal at USA 8	Touchdown
25	Cornelius to Ty. Wallace	South Alabama	1st and 10 at USA 35	Touchdown
25	Wudtee to King	South Alabama	Touchdown	Touchdown
25	Cornelius to Ty. Wallace	TCU	1st and 10 at TCU 45	Touchdown
24	Ty. Wallace to Cornelius	Baylor	1st and 10 at BU 9	Touchdown
24	Cornelius to Stoner	TCU	1st and 10 at TCU 16	Touchdown
24	Cornelius to Ty. Wallace	Oklahoma	Touchdown	Touchdown
23	Cornelius to Stoner	Oklahoma	1st and Goal at OU 10	Touchdown
22	Cornelius to Hill	Missouri State	1st and 10 at MSU 49	Touchdown
23	Cornelius to King	Texas Tech	Touchdown	Touchdown
23	Cornelius to Johnson	Iowa State	1st and 10 at OSU 27	Touchdown
23	Cornelius to Stoner	Baylor	1st and 10 at BU 45	Touchdown
23	Cornelius to Stoner	West Virginia	1st and 10 at WVU 3	Touchdown
22	Cornelius to Stoner	Texas Tech	1st and 10 at OSU 39	Turnover on Downs
22	Cornelius to Ty. Wallace	Texas Tech	1st and 10 at TTU 31	Touchdown
22	Cornelius to Wolf	Iowa State	1st and 10 at ISU 38	Touchdown
22	Cornelius to Stoner	West Virginia	1st and 10 at OSU 44	Touchdown
21	Cornelius to Ty. Wallace	Missouri State	Touchdown	Touchdown
21	Cornelius to Ty. Wallace	Boise State	1st and 10 at OSU 46	Field Goal
21	Cornelius to Ty. Wallace	Kansas	1st and 10 at KU 22	Touchdown
20	Cornelius to Johnson	South Alabama	1st and 10 at USA 17	Field Goal
20	Cornelius to Ty. Wallace	South Alabama	1st and 10 at USA 16	Touchdown
20	Cornelius to Stoner	South Alabama	1st and 10 at USA 35	Touchdown
20	Cornelius to Wolf	Texas	1st and 10 at UT 46	Field Goal
20	Cornelius to Ty. Wallace	Baylor	1st and 10 at BU 19	Field Goal
20	Cornelius to Stoner	Baylor	2nd and 5 at BU 9	Touchdown
20	Cornelius to Ty. Wallace	Oklahoma	1st and 10 at OU 43	Touchdown
20	Cornelius to L. Carter	West Virginia	Touchdown	Touchdown
20	Cornelius to Johnson	TCU	1st and 10 at TCU 30	Touchdown

Running plays - 20 yards or longer (26)

Yds	Rusher	Opponent	Result of Rush	Result of Drive
92	Justice Hill	Missouri State	1st and Goal at MSU 3	Touchdown
77	LD Brown	Missouri State	Touchdown	Touchdown
53	Justice Hill	Boise State	1st and 10 at BSU 19	Touchdown
48	Taylor Cornelius	Iowa State	1st and 10 at ISU 15	Touchdown
37	Justice Hill	Texas Tech	1st and 10 at TTU 38	Missed Field Goal
35	Justice Hill	Texas Tech	1st and 10 at TTU 39	Touchdown
34	Taylor Cornelius	South Alabama	1st and Goal at USA 7	Interception
33	Chuba Hubbard	Missouri	1st and 10 at MU 31	Interception
32	Taylor Cornelius	Missouri State	1st and Goal at MSU 3	Touchdown
31	Justice Hill	Baylor	1st and 10 at BU 43	Touchdown
30	Keondre Wudtee	Missouri State	1st and 10 at MSU 40	Turnover on Downs
28	Justice Hill	Oklahoma	1st and 10 at OU 47	Punt
27	Chuba Hubbard	Kansas	1st and 10 at KU 5	Field Goal
27	Justice Hill	Texas	1st and 10 at UT 25	Touchdown
26	Taylor Cornelius	Kansas State	1st and 10 at KSU 42	Interception
23	Taylor Cornelius	Iowa State	1st and 10 at ISU 21	Touchdown
23	Chuba Hubbard	West Virginia	1st and 10 at WVU 23	Touchdown
22	Chuba Hubbard	South Alabama	Touchdown	Touchdown
22	Taylor Cornelius	Kansas State	1st and 10 at KSU 48	Punt
22	Taylor Cornelius	TCU	1st and 10 at TCU 44	Touchdown
21	Chuba Hubbard	Missouri	1st and 10 at MU 44	Touchdown
21	J.D. King	Missouri State	1st and 10 at MSU 34	Touchdown
21	Justice Hill	Kansas	1st and 10 at KU 17	Touchdown
21	Chuba Hubbard	Texas	1st and 10 at UT 45	Missed FG
20	Justice Hill	Kansas	1st and 10 at KU 48	Punt
20	Chuba Hubbard	Texas	1st and 10 at UT 13	Missed FG

Kick returns - 30 yards or longer (7)

Yds	Returner	Opponent	Result of Return	Result of Drive
42	Chuba Hubbard	Missouri State	1st at 10 at OSU 42	Touchdown
36	Chuba Hubbard	West Virginia	1st and 10 at OSU 40	Touchdown
33	Chuba Hubbard	Iowa State	1st and 10 at OSU 38	Punt
32	Chuba Hubbard	Boise State	1st and 10 at OSU 32	Touchdown
31	Chuba Hubbard	Iowa State	1st and 10 at OSU 32	Touchdown
31	Chuba Hubbard	Kansas State	1st and 10 at OSU 34	Punt
30	Chuba Hubbard	Texas	1st and 10 at OSU 47	Touchdown

Punt returns - 20 yards or longer (0)

Yds	Returner	Opponent	Result of Return	Result of Drive
-----	----------	----------	------------------	-----------------

Interception/fumble returns - 20 yards or longer (1)

Yds	Returner	Opponent	Result of Return	Result of Drive
24	Devin Harper	South Alabama	Touchdown	Touchdown



Scoring Summary

Aug. 30 vs. Missouri State

	Qtr.	Time	Plays	Yds.	Elapsed
Justice Hill, 3 yd run	1	12:24	8	75	2:36
Matt Ammendola, 20 yd field goal	1	5:25	14	68	5:01
Jalen McCleskey, 5 yd run	1	2:28	7	70	1:53
Sione Finefeuiaki, 3 yd pass from Cornelius	2	14:56	4	95	1:10
Tylan Wallace, 21 yd pass from Cornelius	2	6:37	10	80	3:04
Jalen McCleskey, 18 yd pass from Cornelius	3	8:59	4	58	1:29
Chuba Hubbard, 54 yd pass from Cornelius	3	2:14	5	67	1:40
Jalen McCleskey, 29 yd pass from Cornelius	4	14:37	5	54	0:57
LD Brown, 77 yd run	4	12:19	3	80	1:19

Sept. 8 vs. South Alabama

	Qtr.	Time	Plays	Yds.	Elapsed
Tylan Wallace, 11 yd pass from Cornelius	1	8:38	2	71	0:23
Tyron Johnson, 1 yd run	1	4:05	8	37	2:09
Matt Ammendola, 45 yd field goal	2	13:20	10	57	2:30
Justice Hill, 3 yd run	2	6:11	11	68	3:55
Justice Hill, 2 yd run	2	0:21	10	75	2:36
Devin Harper, 24 yd interception return	3	9:56	0	0	0:00
Matt Ammendola, 37 yd field goal	3	1:44	6	46	2:16
Chuba Hubbard, 22 yd run	4	14:10	5	60	1:29
J.D. King, 25 yd pass from Wudtee	4	4:39	7	42	2:12

Sept. 15 vs. Boise State

	Qtr.	Time	Plays	Yds.	Elapsed
Justice Hill, 8 yd run	2	12:08	6	75	2:12
Taylor Cornelius, 1 yd run	2	8:43	3	7	1:16
Matt Ammendola, 22 yd field goal	2	2:12	11	63	4:07
Matt Ammendola, 48 yd field goal	3	13:03	8	44	1:57
Dillon Stoner, 32 yd pass from Cornelius	3	6:40	8	68	2:38
Za'Carrius Green, 13 yd blocked punt return	3	5:11	0	0	0:00
Matt Ammendola, 23 yd field goal	4	11:07	14	69	5:23
Taylor Cornelius, 6 yd run	4	4:16	5	72	2:37

Sept. 22 vs. Texas Tech

	Qtr.	Time	Plays	Yds.	Elapsed
J.D. King, 23 yd pass from Cornelius	1	7:35	8	99	1:47
Matt Ammendola, 39 yd fiefd goal	1	2:00	9	52	2:50
Justice Hill, 13 yd run	2	10:40	5	53	0:47

Sept. 29 at Kansas

	Qtr.	Time	Plays	Yds.	Elapsed
Tylan Wallace, 11 yd pass from Cornelius	1	10:21	9	75	4:39
Landon Wolf, 42 yd pass from Cornelius	1	3:07	7	65	3:42
Tyron Johnson, 64 yd pass from Cornelius	2	13:34	4	92	1:11
Matt Ammendola, 33 yd field goal	2	7:05	9	45	4:24
Justice Hill, 10 yd run	3	12:34	4	75	1:21
Matt Ammendola, 29 yd field goal	3	7:25	8	67	3:03
Tyron Johnson, 12 yd pass from Cornelius	4	6:22	5	37	1:57
Chuba Hubbard, 13 yd run	4	2:38	5	43	1:41

Oct. 6 vs. Iowa State

	Qtr.	Time	Plays	Yds.	Elapsed
Jelani Woods, 14 yd pass from Cornelius	1	11:03	5	70	2:24
Landon Wolf, 8 yd pass from Cornelius	2	9:06	9	68	3:31
Tyron Johnson, 28 yd pass from Cornelius	2	2:21	9	75	3:15
Taylor Cornelius, 1 yd run	3	12:35	7	65	2:25
Justice Hill, 5 yd run	4	10:25	6	23	1:56
Tylan Wallace, 42 yd pass from Cornelius	4	0:56	6	96	1:40

Oct. 13 at Kansas State

	Qtr.	Time	Plays	Yds.	Elapsed
Matt Ammendola, 48 yd field goal	1	5:10	10	36	4:31
Matt Ammendola, 22 yd field goal	2	7:53	6	52	2:32
Taylor Cornelius, 1 yd run	4	14:23	10	75	3:18

Oct. 27 vs. Texas

	Qtr.	Time	Plays	Yds.	Elapsed
Tylan Wallace, 40 yd pass from Cornelius	1	13:12	4	53	1:48
Jelani Woods, 16 yd pass from Cornelius	1	6:43	9	75	3:15
Matt Ammendola, 24 yd field goal	1	3:59	8	59	1:42
Taylor Cornelius, 1 yd run	2	10:00	10	64	3:28
Tylan Wallace, 36 yd pass from Cornelius	2	1:17	10	70	2:56
Taylor Cornelius, 10 yd run	4	5:44	6	35	2:14

Nov. 3 at Baylor

	Qtr.	Time	Plays	Yds.	Elapsed
Taylor Cornelius, 6 yd run	1	7:47	11	80	3:01
Matt Ammendola, 19 yd field goal	2	4:42	12	73	3:35
Tylan Wallace, 6 yd run	3	4:44	11	80	3:33
Tylan Wallace, 8 yd pass from Cornelius	3	0:25	7	51	2:35
Justice Hill, 2 yd run	4	8:55	15	79	6:17

Nov. 10 at Oklahoma

	Qtr.	Time	Plays	Yds.	Elapsed
Justice Hill, 1 yd run	1	11:59	4	75	1:44
Tyron Johnson, 31 yd pass from Cornelius	1	5:30	10	75	3:36
Tylan Wallace, 49 yd pass from Cornelius	2	13:04	4	75	0:33
Chuba Hubbard, 10 yd run	2	0:31	5	75	0:54
Chuba Hubbard, 2 yd run	3	7:32	9	60	2:53
Chuba Hubbard, 3 yd run	4	12:20	10	75	2:40
Tylan Wallace, 24 yd pass from Cornelius	4	1:03	9	71	2:26

Nov. 17 vs. West Virginia

	Qtr.	Time	Plays	Yds.	Elapsed
Tylan Wallace, 7 yd pass from Cornelius	1	4:14	7	53	2:07
Logan Carter, 20 yd pass from Cornelius	2	13:11	5	60	1:44
Chuba Hubbard, 1 yd pass from Cornelius	3	12:25	8	69	2:35
Matt Ammendola, 20 yd field goal	3	3:03	14	80	6:40
Tyron Johnson, 6 yd pass from Cornelius	4	10:49	9	57	3:01
Taylor Cornelius, 9 yd run	4	4:47	10	78	2:50
Tylan Wallace, 11 yd pass from Cornelius	4	0:42	7	75	1:56

Nov. 24 at TCU

	Qtr.	Time	Plays	Yds.	Elapsed
Matt Ammendola, 39 yd field goal	1	12:30	4	(-3)	1:51
Chuba Hubbard, 3 yd run	3	4:37	10	69	2:46
Taylor Cornelius, 7 yd run	4	10:04	12	80	3:05
Taylor Cornelius, 2 yd run	4	5:07	7	75	1:26

Dec. 31 vs. Missouri

	Qtr.	Time	Plays	Yds.	Elapsed
Dillon Stoner, 30 yd pass from Cornelius	1	9:27	11	80	4:12
Tyron Johnson, 7 yd pass from Cornelius	2	5:31	9	65	2:18
Tylan Wallace, 9 yd pass from Cornelius	3	11:49	10	75	3:11
Chuba Hubbard, 4 yd run	3	10:21	3	26	1:14
Tyron Johnson, 46 yd pass from Cornelius	3	3:08	4	75	1:12
Matt Ammendola, 27 yd field goal	4	5:54	11	66	3:28



Drive Analysis

Oklahoma State Season Drive Chart

Opponent	Total Drives	Total Yard Line	Avg. Start Position	Start In Opp.	How Ended						
					TD	FG	Missed FG	Punt	Downs	Turnover	Clock
Missouri State	16	462	Own 28	1	8	1	0	3	1	2	1
South Alabama	15	436	Own 29	5	6	2	0	3	1	3	0
Boise State	12	384	Own 32	2	4	3	0	3	0	0	1
Texas Tech	12	278	Own 23	0	2	1	1	5	1	1	1
Kansas	14	510	Own 36	3	6	2	0	4	0	1	1
Iowa State	16	443	Own 27	1	6	0	0	6	0	2	1
Kansas State	10	298	Own 29	0	1	2	0	5	0	2	0
Texas	13	432	Own 33	2	5	1	2	4	0	0	1
Baylor	12	315	Own 26	0	4	1	2	3	1	1	0
Oklahoma	13	369	Own 28	0	7	0	1	4	0	1	0
West Virginia	16	411	Own 25	0	6	1	0	5	0	4	0
TCU	15	382	Own 25	1	3	1	0	7	1	2	1
Missouri	14	372	Own 26	1	5	1	0	3	1	2	2

Note: Non-offensive touchdowns and turnovers on punt returns and kick returns are not counted as drives.

Scoring Drive Analysis

Plays Run	Okla. State		Opponent	
	TD	FG	TD	FG
1-5	22	1	17	1
6-10	35	8	32	7
11-15	6	7	1	4
16+	0	0	1	0

Yards Gained	Okla. State		Opponent	
	TD	FG	TD	FG
Negative Yards	0	1	0	0
0-9 yards	1	0	0	1
10-19 yards	0	0	0	2
20-29 yards	2	0	0	1
30-39 yards	3	1	1	2
40-49 yards	2	3	1	0
50-59 yards	7	4	4	1
60-69 yards	13	5	13	2
70-79 yards	25	1	25	3
80-89 yards	6	1	7	0
90-99 yards	4	0	2	0

Time Elapsed	Okla. State		Opponent	
	TD	FG	TD	FG
0:00-0:59	4	0	8	1
1:00-1:59	20	3	11	1
2:00-2:59	20	3	10	2
3:00-3:59	14	3	17	2
4:00-4:59	2	3	4	2
5:00-5:59	0	2	2	1
6:00-6:59	1	1	1	3
7:00-7:59	0	0	0	0
8:00-8:59	0	0	0	0
9:00-9:59	0	0	0	0
10:00+	0	0	0	0

Opponent Season Drive Chart

Opponent	Total Drives	Total Yard Line	Avg. Start Position	Start In Opp.	How Ended						
					TD	FG	Missed FG	Punt	Downs	Turnover	Clock
Missouri State	16	439	Own 27	0	2	1	0	10	0	2	1
South Alabama	16	408	Own 25	1	2	0	0	10	2	1	2
Boise State	11	340	Own 29	0	3	0	1	5	1	1	1
Texas Tech	13	352	Own 27	1	5	2	1	2	0	2	1
Kansas	14	344	Own 24	0	4	0	1	6	1	1	1
Iowa State	16	579	Own 37	3	6	1	0	6	0	2	1
Kansas State	11	319	Own 29	1	4	1	1	3	0	0	2
Texas	13	318	Own 24	0	5	0	0	7	0	0	1
Baylor	12	316	Own 26	1	5	0	1	2	1	1	2
Oklahoma	14	384	Own 27	2	6	2	0	3	1	0	2
West Virginia	17	619	Own 36	4	5	2	0	6	1	1	2
TCU	13	413	Own 31	1	3	1	2	6	0	1	0
Missouri	13	297	Own 22	1	4	2	1	3	2	1	0

Note: Non-offensive touchdowns and turnovers on punt returns and kick returns are not counted as drives.

Three-and-Out

For the purpose of this note, a three-and-out is defined as a possession in which three offensive plays were run without gaining a first down and those three plays were followed immediately by a punt, or a possession that resulted in a turnover before the offense gained a first down.

Game	OSU Three-and-Out/Drives	Opponent Three-and-Out/Drives
Missouri State	4/16	9/16
South Alabama	1/15	9/16
Boise State	2/11	4/12
Texas Tech	4/12	0/13
at Kansas	2/14	6/14
Iowa State	5/16	6/16
at Kansas State	2/10	3/11
Texas	2/13	5/13
at Baylor	2/11	2/12
at Oklahoma	2/13	2/14
West Virginia	3/16	5/17
at TCU	6/15	3/13
vs. Missouri	2/14	2/13

Downs Summary Oklahoma State Offense

Down	Neg. Yds.	Yardage Gained						Conv-Att*	Conv Pct.
		0-3	4-6	7-9	10	11+	20+		
First Down	33	193	78	45	11	66	42	126-468	.269
Second Down	24	148	37	32	8	54	22	113-325	.348
Third Down	7	92	25	19	10	19	22	87-194	.448
Fourth Down	3	8	3	1	0	3	6	15-24	.625
Total	67	441	143	97	29	142	92	341-1011	.337

Opponent Offense

Down	Neg. Yds.	Yardage Gained						Conv-Att*	Conv Pct.
		0-3	4-6	7-9	10	11+	20+		
First Down	34	195	76	45	9	40	37	90-436	.206
Second Down	24	138	52	32	12	31	34	115-323	.356
Third Down	14	87	34	12	8	20	16	71-189	.376
Fourth Down	1	7	7	3	0	0	1	10-19	.526
Total	73	427	169	92	29	91	88	286-967	.296

* Conv. = Plays that resulted in a first down or touchdown. Att = Total plays run

Game-Opening Drives

	Oklahoma State				Opponent			
	Plays	Yards	TOP	Result	Plays	Yards	TOP	Result
Missouri State	8	75	2:36	TD	4	4	1:58	Punt
South Alabama	3	1	0:37	Punt	9	25	4:01	Downs
Boise State	3	1	0:37	Punt	6	18	2:01	Punt
Texas Tech	3	-3	1:02	Punt	9	41	4:36	Punt
at Kansas	9	75	4:39	TD	9	40	3:32	Missed FG
Iowa State	5	70	2:24	TD	3	-3	1:33	Punt
at Kansas St.	5	13	1:33	Punt	6	35	1:49	Missed FG
Texas	4	53	1:48	TD	7	65	3:14	TD
at Baylor	11	80	3:01	TD	9	69	4:12	INT
at Oklahoma	4	75	1:17	TD	4	75	1:44	TD
West Virginia	3	9	1:46	Punt	10	75	3:16	TD
at TCU	4	(-3)	1:51	FG	2	(-6)	0:39	Fumble
vs. Missouri	11	80	4:12	TD	3	6	1:21	Punt

Second Half-Opening Drives

	Oklahoma State				Opponent			
	Plays	Yards	TOP	Result	Plays	Yards	TOP	Result
Missouri State	4	58	1:29	TD	10	33	4:32	FG
South Alabama	3	12	1:01	INT	3	8	1:19	Punt
Boise State	8	44	1:57	FG	8	75	3:45	TD
Texas Tech	3	0	1:08	Punt	9	70	3:01	INT
at Kansas	4	75	1:21	TD	3	75	1:05	TD
Iowa State	7	65	2:25	TD	4	75	1:29	TD
at Kansas St.	3	4	1:13	Punt	9	70	4:59	TD
Texas	9	25	3:29	Punt	8	27	3:02	Punt
at Baylor	3	2	1:22	Punt	11	60	5:21	Downs
at Oklahoma	3	21	1:39	Punt	7	49	2:56	Downs
West Virginia	8	58	2:42	Fumble	8	69	2:35	TD
at TCU	1	(-5)	0:10	Fumble	1	83	0:12	TD
vs. Missouri	10	75	3:11	TD	1	6	0:10	Fumble



OSU in the Big 12 and NCAA Statistics

Team Stats

Category	Value	Big 12 Rank	NCAA Rank
Scoring Offense	38.4	3	13
Scoring Defense	32.5	9	97
Total Offense	500.2	3	10
Total Defense	452.5	9	112
Rushing Offense	190.3	2	46
Rushing Defense	185.4	10	87
Passing Offense	309.8	4	10
Passing Yards Allowed	267.1	8	117
Team Passing Efficiency	144.9	6	38
Team Passing Efficiency Defense	143.7	8	101
Kickoff Returns	19.6	7	82
Kickoff Return Defense	41.5	1	29
Punt Returns	6.5	8	90
Punt Return Defense	2.6	9	47
Passes Intercepted	5	10	118
Passes Had Intercepted	13	7	90
Net Punting	39.7	1	24
Team Sacks	3.00	1	10
Team Tackles for Loss	7.4	2	20
Sacks Allowed	34	8	95
First Downs Offense	339	2	7
First Downs Defense	301	9	116
3rd Down Conversion Pct	44.8	4	23
3rd Down Conversion Pct Defense	37.6	3	54
4th Down Conversion Pct	62.5	3	20
4th Down Conversion Pct Defense	52.6	6	73
Fewest Penalty Yards Per Game	70.5	9	115
Time of Possession	27:26	10	118
Turnover Margin	-0.69	9	117
Turnovers Gained	13	8	114
Fumbles Recovered	8	4	64
Blocked Kicks	4	2	10
Blocked Punts	3	1	4
Red Zone Offense	89.6	3	18
Red Zone Defense	73.6	1	9

Individual Stats

5 Justice Hill - RB	Value	Big 12 Rank	NCAA Rank
Rushing Yards Per Game	93.0	4	32
All-Purpose Yards Per Game	99.8	10	84
Rushing Yards Per Carry	5.89	3	38
Rushing Touchdowns	9	8	73
Rushing Yards	930	7	76

30 Chuba Hubbard - RB	Value	Big 12 Rank	NCAA Rank
Rushing Yards Per Game	56.9	9	131
Kickoff Return Average	22.2	4	39
All-Purpose Yards Per Game	113.8	6	49
Rushing Yards	740	10	117

14 Taylor Cornelius - QB	Value	Big 12 Rank	NCAA Rank
Passing Yards Per Game	306.0	3	6
Pass Efficiency	144.7	5	36
Total Offense	337.2	3	6
Pass Completions Per Game	22.15	2	15
Passing Touchdowns	32	3	8
Total Passing Yards	3,978	2	4
Passing Yards Per Attempt	8.20	4	23
Passing Yards Per Completion	13.8	4	14
Points Responsible For	252	2	5
Points Responsible For Per Game	19.4	3	6
Pass Completion Percentage	59.4	6	66
Rushing Touchdowns	10	7	57
Total Touchdowns Scored	10	12	96

2 Tylan Wallace - WR	Value	Big 12 Rank	NCAA Rank
Receptions Per Game	6.6	2	15
Receiving Yards Per Game	114.7	2	3
Receiving Touchdowns	12	3	8
Total Touchdowns Scored	13	3	40
All-Purpose Yards Per Game	116.8	4	41
Receiving Yards	1,491	1	2
Total Points Scored	78	10	101
Yards Per Reception	17.3	4	35

49 Matt Ammendola - K	Value	Big 12 Rank	NCAA Rank
Scoring Per Game	8.4	4	22
Total Points Scored	109	2	19
Field Goals Made Per Game	1.2	5	40
Field Goal Percentage	72.7	6	69
Points Responsible For	109	8	91
Points Responsible For Per Game	8.4	10	101

17 Dillon Stoner - WR	Value	Big 12 Rank	NCAA Rank
Punt Return Average	5.6	6	NR

19 Justin Phillips - LB	Value	Big 12 Rank	NCAA Rank
Total Tackles Per Game	7.5	7	108
Tackles For Loss Per Game	0.85	12	NR
Fumbles Recovered	2	1	24
Solo Tackles Per Game	5.5	3	25

20 Malcolm Rodriguez - S	Value	Big 12 Rank	NCAA Rank
Total Tackles Per Game	6.4	15	-

1 Calvin Bundage - LB	Value	Big 12 Rank	NCAA Rank
Total Tackles Per Game	5.6	25	-

3 Kenneth Edison-McGruder-S	Value	Big 12 Rank	NCAA Rank
Total Tackles Per Game	5.6	25	-

24 Jarrick Bernard - S	Value	Big 12 Rank	NCAA Rank
Total Tackles Per Game	4.5	42	-

94 Jordan Brailford - DE	Value	Big 12 Rank	NCAA Rank
Sacks Per Game	0.69	1	24
Tackles for Loss Per Game	1.23	5	NR

93 Jarrell Owens - DE	Value	Big 12 Rank	NCAA Rank
Sacks Per Game	0.46	9	95
Tackles For Loss Per Game	0.85	12	NR

4 A.J. Green - CB	Value	Big 12 Rank	NCAA Rank
Passes Defended Per Game	0.92	5	NR

8 Rodarius Williams - CB	Value	Big 12 Rank	NCAA Rank
Passes Defended Per Game	0.77	10	NR

- Player does not rank in the NCAA top 100 in this category



Oklahoma State Statistics

Record:	Overall	Home	Away	Neutral
ALL GAMES	7-6-0	5-2-0	1-4-0	1-0-0
CONFERENCE	3-6-0	2-2-0	1-4-0	0-0-0
NON-CONFERENCE	4-0-0	3-0-0	0-0-0	1-0-0

Results				
DATE	OPPONENT	W/L	SCORE	ATTEND
Aug 30, 2018	MISSOURI STATE	W	58-17	50103
Sep 08, 2018	SOUTH ALABAMA	W	55-13	53923
Sep 15, 2018	#17 BOISE STATE	W	44-21	54974
* Sep 22, 2018	TEXAS TECH	L	17-41	53166
* Sep 29, 2018	at Kansas	W	48-28	18364
* Oct 06, 2018	IOWA STATE	L	42-48	52995
* Oct 13, 2018	at Kansas State	L	12-31	50435
* Oct 27, 2018	#6 TEXAS	W	38-35	56790
* Nov 03, 2018	at Baylor	L	31-35	43492
* Nov 10, 2018	at #6 Oklahoma	L	47-48	87635
* Nov 17, 2018	#7 WEST VIRGINIA	W	45-41	52842
* Nov 24, 2018	at TCU	L	24-31	42394
Dec 31, 2018	vs Missouri	W	38-33	51587

Team Statistics	OSU	OPP
SCORING	499	422
Points Per Game	38.4	32.5
Points Off Turnovers	41	60
FIRST DOWNS	339	301
Rushing	132	108
Passing	184	156
Penalty	23	37
RUSHING YARDAGE	2474	2410
Yards gained rushing	2878	2786
Yards lost rushing	404	376
Rushing Attempts	518	522
Average Per Rush	4.8	4.6
Average Per Game	190.3	185.4
TDs Rushing	30	26
PASSING YARDAGE	4028	3472
Comp-Att-Int	293-493-13	279-452-5
Average Per Pass	8.2	7.7
Average Per Catch	13.7	12.4
Average Per Game	309.8	267.1
TDs Passing	33	27
TOTAL OFFENSE	6502	5882
Total Plays	1011	974
Average Per Play	6.4	6.0
Average Per Game	500.2	452.5
KICK RETURNS: #-Yards	29-568	26-494
PUNT RETURNS: #-Yards	19-123	20-141
INT RETURNS: #-Yards	5-39	13-70
KICK RETURN AVERAGE	19.6	19.0
PUNT RETURN AVERAGE	6.5	7.1
INT RETURN AVERAGE	7.8	5.4
FUMBLES-LOST	18-9	15-8
PENALTIES-Yards	89-917	81-682
Average Per Game	70.5	52.5
PUNTS-Yards	55-2406	71-2870
Average Per Punt	43.7	40.4
Net punt average	39.7	37.6
KICKOFFS-Yards	94-5720	78-4537
Average Per Kick	60.9	58.2
Net kick average	41.5	38.4
TIME OF POSSESSION/Game	27:27	32:30
3RD-DOWN Conversions	87/194	71/189
3rd-Down Pct	45%	38%
4TH-DOWN Conversions	15/24	10/19
4th-Down Pct	62%	53%
SACKS BY-Yards	39-226	34-231
MISC YARDS	0	0
TOUCHDOWNS SCORED	65	55
FIELD GOALS-ATTEMPTS	16-22	12-20
ON-SIDE KICKS	0-1	0-1
RED-ZONE SCORES	(60-67) 90%	(39-53) 74%
RED-ZONE TOUCHDOWNS	(45-67) 67%	(29-53) 55%
PAT-ATTEMPTS	(61-63) 97%	(52-54) 96%
ATTENDANCE	374793	242320
Games/Avg Per Game	7/53542	5/48464
Neutral Site Games		1/51587

Score by Quarters	1st	2nd	3rd	4th	OT	Total
Oklahoma State	120	127	117	135	0	499
Opponents	61	146	106	109	0	422

Rushing									
	GP	Att	Gain	Loss	Net	Avg	TD	Long	Avg/G
Hill, Justice	10	158	971	41	930	5.9	9	92	93.0
Hubbard, Chuba	13	124	766	26	740	6.0	7	33	56.9
Cornelius, Taylor	13	122	648	242	406	3.3	10	48	31.2
Brown, LD	10	27	175	12	163	6.0	1	77	16.3
King, J.D.	10	43	168	15	153	3.6	0	21	15.3
Wudtee, Keondre	2	12	89	8	81	6.8	0	30	40.5
Haymaker, Ryan	2	15	38	1	37	2.5	0	10	18.5
Wolf, Landon	13	1	6	0	6	6.0	0	6	0.5
Wallace, Tylan	13	1	6	0	6	6.0	1	6	0.5
McCleskey, Jalen	4	1	5	0	5	5.0	1	5	1.2
Johnson, Tyrion	13	1	1	0	1	1.0	1	1	0.1
Hockett, Matt	13	2	5	9	-4	-2.0	0	5	-0.3
Sinor, Zach	7	1	0	7	-7	-7.0	0	0	-1.0
TEAM	8	10	0	43	-43	-4.3	0	0	-5.4
Total.....	13	518	2878	404	2474	4.8	30	92	190.3
Opponents.....	13	522	2786	376	2410	4.6	26	83	185.4

Passing								
	G	Effic	Cmp-Att-Int	Pct	Yds	TD	Lng	Avg/G
Cornelius, Taylor	13	144.69	288-485-13	59.4	3978	32	64	306.0
Wudtee, Keondre	2	149.68	2-5-0	40.0	26	1	25	13.0
Wallace, Tylan	13	188.20	2-2-0	100.0	21	0	24	1.6
Stoner, Dillon	12	125.20	1-1-0	100.0	3	0	3	0.2
Total.....	13	144.88	293-493-13	59.4	4028	33	64	309.8
Opponents.....	13	143.75	279-452-5	61.7	3472	27	86	267.1

Receiving							
	G	No.	Yds	Avg	TD	Long	Avg/G
Wallace, Tylan	13	86	1491	17.3	12	56	114.7
Johnson, Tyrion	13	53	845	15.9	7	64	65.0
Stoner, Dillon	12	48	603	12.6	2	32	50.2
Wolf, Landon	13	33	362	11.0	2	42	27.8
Hubbard, Chuba	13	22	229	10.4	2	54	17.6
McCleskey, Jalen	4	15	155	10.3	2	29	38.8
Hill, Justice	10	13	68	5.2	0	22	6.8
Woods, Jelani	11	7	120	17.1	2	32	10.9
King, J.D.	10	6	92	15.3	2	25	9.2
Cornelius, Taylor	13	3	24	8.0	0	24	1.8
Johnson, Braydon	11	2	7	3.5	0	6	0.6
Carter, Logan	13	1	20	20.0	1	20	1.5
Abbott, Britton	13	1	6	6.0	0	6	0.5
Brown, LD	10	1	5	5.0	0	5	0.5
Finefeuiaki, Sione	13	1	3	3.0	1	3	0.2
Wallace, Tracin	2	1	1	1.0	0	1	0.5
Jenkins, Teven	13	0	-3	0.0	0	0	-0.2
Total.....	13	293	4028	13.7	33	64	309.8
Opponents.....	13	279	3472	12.4	27	86	267.1

Total Offense						
	G	Plays	Rush	Pass	Total	Avg/G
Cornelius, Taylor	13	607	406	3978	4384	337.2
Hill, Justice	10	158	930	0	930	93.0
Hubbard, Chuba	13	124	740	0	740	56.9
Brown, LD	10	27	163	0	163	16.3
King, J.D.	10	43	153	0	153	15.3
Wudtee, Keondre	2	17	81	26	107	53.5
Haymaker, Ryan	2	15	37	0	37	18.5
Wallace, Tylan	13	3	6	21	27	2.1
Wolf, Landon	13	1	6	0	6	0.5
McCleskey, Jalen	4	1	5	0	5	1.2
Stoner, Dillon	12	1	0	3	3	0.2
Johnson, Tyrion	13	1	1	0	1	0.1
Hockett, Matt	13	2	-4	0	-4	-0.3
Sinor, Zach	7	1	-7	0	-7	-1.0
TEAM	8	10	-43	0	-43	-5.4
Total.....	13	1011	2474	4028	6502	500.2
Opponents.....	13	974	2410	3472	5882	452.5



Oklahoma State Statistics

Scoring

	----- PATS -----				Rush	Rcv	Pass	DXP	Saf	Points
	TD	FGs	Kick							
Ammendola, Matt	0	16-22	61-63	0-0	0	0-0	0	0	0	109
Wallace, Tylan	13	0-0	0-0	0-0	0	0-0	0	0	0	78
Cornelius, Taylor	10	0-0	0-0	0-0	0	0-2	0	0	0	60
Hill, Justice	9	0-0	0-0	0-0	0	0-0	0	0	0	54
Hubbard, Chuba	9	0-0	0-0	0-0	0	0-0	0	0	0	54
Johnson, Tyron	8	0-0	0-0	0-0	0	0-0	0	0	0	48
McCleskey,Jalen	3	0-0	0-0	0-0	0	0-0	0	0	0	18
King, J.D.	2	0-0	0-0	0-0	0	0-0	0	0	0	12
Stoner, Dillon	2	0-0	0-0	0-0	0	0-0	0	0	0	12
Woods, Jelani	2	0-0	0-0	0-0	0	0-0	0	0	0	12
Wolf, Landon	2	0-0	0-0	0-0	0	0-0	0	0	0	12
Brown, LD	1	0-0	0-0	0-0	0	0-0	0	0	0	6
Green, Za'Carrius	1	0-0	0-0	0-0	0	0-0	0	0	0	6
Finefeuiaki, Sione	1	0-0	0-0	0-0	0	0-0	0	0	0	6
Harper, Devin	1	0-0	0-0	0-0	0	0-0	0	0	0	6
Carter, Logan	1	0-0	0-0	0-0	0	0-0	0	0	0	6
Total.....	65	16-22	61-63	0-0	0	0-2	0	0	0	499
Opponents.....	55	12-20	52-54	0-0	1	1-1	0	1	0	422

Punt Returns

	No.	Yds	Avg	TD	Long
Stoner, Dillon	11	62	5.6	0	14
Wallace, Tylan	3	22	7.3	0	19
Wolf, Landon	3	2	0.7	0	10
Bernard,Jarrick	1	14	14.0	0	0
Ogbongbemiga, Amen	1	10	10.0	0	0
Green, Za'Carrius	0	13	0.0	1	13
Total.....	19	123	6.5	1	19
Opponents.....	20	141	7.1	1	65

Interceptions

	No.	Yds	Avg	TD	Long
Williams, Rodarius	2	0	0.0	0	0
Bernard,Jarrick	1	15	15.0	0	15
Green, A.J.	1	0	0.0	0	0
Harper, Devin	1	24	24.0	1	24
Total.....	5	39	7.8	1	24
Opponents.....	13	70	5.4	0	30

Kick Returns

	No.	Yds	Avg	TD	Long
Hubbard, Chuba	23	510	22.2	0	42
Brown, LD	2	37	18.5	0	22
Finefeuiaki, Sione	2	21	10.5	0	12
Siverand, Kemah	1	0	0.0	0	0
Stoner, Dillon	1	0	0.0	0	0
Total.....	29	568	19.6	0	42
Opponents.....	26	494	19.0	0	36

Fumble Returns

	No.	Yds	Avg	TD	Long
Total.....	0	0	0.0	0	0
Opponents.....	2	18	9.0	1	15

All-Purpose

	G	Rush	Rec	PR	KOR	IR	Tot	Avg/G
Wallace, Tylan	13	6	1491	22	0	0	1519	116.8
Hubbard, Chuba	13	740	229	0	510	0	1479	113.8
Hill, Justice	10	930	68	0	0	0	998	99.8
Johnson, Tyron	13	1	845	0	0	0	846	65.1
Stoner, Dillon	12	0	603	62	0	0	665	55.4
Cornelius, Taylor	13	406	24	0	0	0	430	33.1
Wolf, Landon	13	6	362	2	0	0	370	28.5
King, J.D.	10	153	92	0	0	0	245	24.5
Brown, LD	10	163	5	0	37	0	205	20.5
McCleskey,Jalen	4	5	155	0	0	0	160	40.0
Woods, Jelani	11	0	120	0	0	0	120	10.9
Wudtee, Keondre	2	81	0	0	0	0	81	40.5
Haymaker, Ryan	2	37	0	0	0	0	37	18.5
Bernard,Jarrick	13	0	0	14	0	15	29	2.2
Harper, Devin	13	0	0	0	0	24	24	1.8
Finefeuiaki, Sione	13	0	3	0	21	0	24	1.8
Carter, Logan	13	0	20	0	0	0	20	1.5
Green, Za'Carrius	12	0	0	13	0	0	13	1.1
Ogbongbemiga, Amen	13	0	0	10	0	0	10	0.8
Johnson,Braydon	11	0	7	0	0	0	7	0.6
Abbott, Britton	13	0	6	0	0	0	6	0.5
Wallace, Tracin	2	0	1	0	0	0	1	0.5
Jenkins, Teven	13	0	-3	0	0	0	-3	-0.2
Hockett, Matt	13	-4	0	0	0	0	-4	-0.3
Sinor, Zach	7	-7	0	0	0	0	-7	-1.0
TEAM	8	-43	0	0	0	0	-43	-5.4
Total.....	13	2474	4028	123	568	39	7232	556.3
Opponents.....	13	2410	3472	141	494	70	6587	506.7

Field Goals

	FGM-FGA	Pct	01-19	20-29	30-39	40-49	50-99	Lg	Blk
Ammendola, Matt	16-22	72.7	1-1	8-8	4-6	3-7	0-0	48	1

Field Goal Sequence

	Oklahoma State	OPPONENTS
Missouri State	(20)	(40)
South Alabama	(45),(37)	-
Boise State	(22),(48),(23)	26
Texas Tech	(39),36	(31),(32),37
Kansas	(33),(29)	52
Iowa State	-	(22)
Kansas State	(48),(22)	51,(31)
Texas	(24),41,38	-
Baylor	47,(19),45	26
Oklahoma	41	(21),(36)
West Virginia	(20)	(43),(34)
TCU	(39)	40,(26),34
Missouri	(27)	(24),(26),42

Numbers in parentheses indicate field goal was made.

Punting

	No.	Yds	Avg	Long	TB	FC	I20	50+	Blkd
Sinor, Zach	26	1184	45.5	67	2	6	6	7	0
Hockett, Matt	25	1079	43.2	71	2	12	9	6	0
McClure, Jake	2	106	53.0	54	0	0	1	2	0
TEAM	2	37	18.5	37	0	0	1	0	2
Total.....	55	2406	43.7	71	4	18	17	15	2
Opponents.....	71	2870	40.4	69	4	19	20	12	3

Kickoffs

	No.	Yds	Avg	TB	OB	Retn	Net	YdLn
McClure, Jake	89	5452	61.3	52	7			
Hockett, Matt	5	268	53.6	1	0			
Total.....	94	5720	60.9	53	7	494	41.5	23
Opponents.....	78	4537	58.2	39	4	568	38.4	26



Oklahoma State Statistics

Defensive Stats

		-----Tackles-----				-Sacks-		---Pass Def---			-Fumbles-		Blkd	
	GP	Solo	Ast	Total	TFL/Yds	No-Yards	Int-Yds	BrUp	QBH	Rcv-Yds	FF	Kick	Saf	
19	Phillips,Justin	13	71	27	98	11.0-32	2.0-17	.	3	5	2-0	1	.	
20	Rodriguez, Malcolm	13	53	30	83	5.0-12	.	.	1	1	.	1	.	
3	Edison-McGruder, K.	13	54	19	73	8.5-22	2.0-10	.	3	.	1-0	2	.	
1X	Bundage, Calvin	11	41	21	62	8.0-19	1.5-5	.	.	4	.	.	.	
24	Bernard,Jarrick	13	49	10	59	3.5-24	2.0-18	1-15	1	3	.	1	1	
94	Brailford, Jordan	13	37	17	54	16.0-65	9.0-50	.	1	7	.	1	.	
31	Peel, Kolby	13	44	8	52	5.5-11	1.0-1	.	4	
4	Green, A.J.	13	39	10	49	.	.	1-0	11	.	.	1	.	
8	Williams, Rodarius	13	40	9	49	2.0-3	.	2-0	8	
16	Harper, Devin	13	32	12	44	5.0-17	2.5-13	1-24	1	3	.	1	.	
93	Owens, Jarrell	13	23	8	31	11.0-32	6.0-26	.	.	5	.	1	.	
5F	Smith, Enoch	13	21	9	30	3.0-6	.	.	.	2	2-0	.	.	
99	Carter, Trey	13	15	12	27	3.0-20	2.0-17	.	.	2	.	1	.	
28	Mwaniki, Thabo	7	11	6	17	1.0-6	.	.	1	1	.	.	.	
11	Ogbongbemiga, Amen	13	7	5	12	3.0-17	1.5-14	.	.	.	1-0	.	1	
2X	McCalister, Tanner	12	9	2	11	.	.	.	1	
82	Walterscheid, Cole	13	9	2	11	3.0-10	2.0-7	.	2	
5X	Siverand, Kemah	13	8	2	10	.	.	.	1	
91	Scott, Mike	12	10	.	10	3.0-20	3.0-20	.	.	2	.	.	1	
33	Henry, Kevin	10	6	4	10	
98	Evers, Brendon	13	7	.	7	1.0-8	1.0-8	.	.	1	.	.	.	
18	Green, Za'Carrius	12	6	1	7	1-0	.	.	
79	Daniels,Darrion	4	4	3	7	1.0-11	1.0-11	
40	Martin, Brock	13	7	.	7	1.0-3	1.0-3	.	.	.	1-0	.	.	
92	Murray, Cameron	13	3	4	7	0.5-5	0.5-5	
3B	Givens, Malik	13	4	1	5	
38	Redwine-Bryant, P.	13	2	3	5	
39	McClure, Jake	13	3	.	3	
1D	Balous, Bryce	13	1	2	3	
88	Wolf, Landon	13	2	1	3	
12	Williams,Kanion	4	2	.	2	
23	Sterling, Tre	13	2	.	2	
7	Brown, LD	10	1	1	2	
14	Cornelius, Taylor	13	1	1	2	
17	Stoner, Dillon	12	2	.	2	
2	Wallace, Tylan	13	2	.	2	
1	McCleskey,Jalen	4	1	.	1	
86	Grant, Triston	2	1	.	1	1.0-1	1.0-1	
87	Carter, Logan	13	1	.	1	1	.	
63	Walkingstick, Sam	13	1	.	1	
13	Johnson, Tyron	13	1	.	1	
56	Williams, Larry	12	1	.	1	
	Total.....	13	634	230	864	96-344	39-226	5-39	38	36	8-0	10	4	
	Opponents.....	13	610	260	870	89.0-363	34-231	13-70	51	29	9-18	7	3	



Oklahoma State Statistics

Individual Game-by-Game Passing

	Att	Comp	Int	Pct	Yards	TD	Long	Sack	Yds	Effic
#14 Cornelius, T.										
Missouri State	35	25	1	71.4	300	5	54	1	7	184.9
South Alabama	40	25	2	62.5	428	1	60	3	32	150.6
Boise State	26	15	0	57.7	243	1	43	3	19	148.9
Texas Tech	38	18	1	47.4	258	1	31	2	16	107.8
Kansas	20	15	1	75.0	312	4	64	0	0	262.0
Iowa State	33	19	1	57.6	289	4	42	7	45	165.1
Kansas State	35	17	2	48.6	184	0	45	2	19	81.3
Texas	34	23	0	67.6	321	3	49	3	31	176.1
Baylor	41	24	0	58.5	287	1	33	4	22	125.4
Oklahoma	53	34	0	64.2	501	3	49	2	14	162.2
West Virginia	46	30	2	65.2	338	5	38	2	5	154.1
TCU	40	17	1	42.5	181	0	29	1	4	75.5
Missouri	44	26	2	59.1	336	4	46	2	9	144.1
TOTALS	485	288	13	59.4	3978	32	64	32	223	144.7
#2 Wallace, Tylan										
Baylor	1	1	0	100.0	24	0	24	0	0	301.6
Missouri	1	1	0	100.0	-3	0	0	0	0	74.8
TOTALS	2	2	0	100.0	21	0	24	0	0	188.2
#1A Wudtee, Keondre										
Missouri State	3	1	0	33.3	1	0	1	1	6	36.1
South Alabama	2	1	0	50.0	25	1	25	1	2	320.0
TOTALS	5	2	0	40.0	26	1	25	2	8	149.7
#17 Stoner, Dillon										
Boise State	1	1	0	100.0	3	0	3	0	0	125.2
TOTALS	1	1	0	100.0	3	0	3	0	0	125.2

Individual Game-by-Game Rushing

	No-Yds/TD	MSU	USA	BSU	TTU	KU	ISU	KS	UT	BU	OU	WVU	TCU	MU
Hill, Justice RB	158-930/9	10-122/1	9-32/2	15-123/1	12-111/1	31-189/1	24-66/1	11-41/0	23-92/0	18-119/1	5-35/1	DNP	DNP	DNP
Hubbard, Chuba RB	124-740/7	7-42/0	6-46/1	1-2/0	4-13/0	5-57/1	2-22/0	1-6/0	9-80/0	10-51/0	22-104/3	26-134/0	13-42/1	18-145/1
Cornelius, T. QB	122-406/10	4-27/0	5-3/0	16-41/2	4-0/0	5-18/0	14-46/1	11-55/1	12-23/2	12-19/1	5--5/0	13-106/1	9-52/2	12-21/0
Brown, LD RB	27-163/1	9-110/1	1-14/0	DNP	DNP	DNP	-	-	-	-	1-5/0	4-26/0	10-5/0	2-3/0
King, J.D. RB	43-153/0	8-52/0	9-32/0	5-16/0	3-8/0	3-2/0	-	5-25/0	4-1/0	6-17/0	-	DNP	DNP	DNP
Wudtee, Keondre QB	12-81/0	5-47/0	7-34/0	DNP	DNP	DNP	DNP	DNP	DNP	DNP	DNP	DNP	DNP	DNP
Haymaker, Ryan RB	15-37/0	10-26/0	5-11/0	DNP	DNP	DNP	DNP	DNP	DNP	DNP	DNP	DNP	DNP	DNP
Wolf, Landon WR	1-6/0	-	-	-	-	-	1-6/0	-	-	-	-	-	-	-
Wallace, Tylan WR	1-6/1	-	-	-	-	-	-	-	-	1-6/1	-	-	-	-
McCleskey,Jalen WR	1-5/1	1-5/1	-	-	-	DNP	DNP	DNP	DNP	DNP	DNP	DNP	DNP	DNP
Johnson, Tyron WR	1-1/1	-	1-1/1	-	-	-	-	-	-	-	-	-	-	-
Hockett, Matt P	2--4/0	-	1--9/0	-	-	-	-	-	-	-	-	-	-	1-5/0
Sinor, Zach P	1--7/0	DNP	DNP	DNP	-	-	1--7/0	-	-	-	-	DNP	DNP	DNP
TEAM	10--43/0	DNP	DNP	1--2/0	1--4/0	2--10/0	1--7/0	-	3--15/0	-	DNP	DNP	DNP	2--5/0

Individual Game-by-Game Receiving

	No-Yds/TD	MSU	USA	BSU	TTU	KU	ISU	KS	UT	BU	OU	WVU	TCU	MU
Wallace, Tylan WR	86-1491/12	4-48/1	10-166/1	5-105/0	7-123/0	4-104/1	5-82/1	5-90/0	10-222/2	8-122/1	10-220/2	7-62/2	4-64/0	7-83/1
Johnson, Tyron WR	53-845/7	2-13/0	5-137/0	1-35/0	2-21/0	3-86/2	4-79/1	3-28/0	1-6/0	8-81/0	11-128/1	4-58/1	2-32/0	7-141/2
Stoner, Dillon WR	48-603/2	4-29/0	4-54/0	5-68/1	1-22/0	DNP	1-31/0	1-11/0	4-33/0	4-60/0	5-70/0	9-127/0	4-39/0	6-59/1
Wolf, Landon WR	33-362/2	2-24/0	2-17/0	-	-	6-116/1	6-63/1	-	2-23/0	-	2-19/0	4-47/0	6-40/0	3-16/0
Hubbard, Chuba RB	22-229/2	3-65/1	-	-	-	-	-	4-35/0	1-1/0	1-18/0	5-49/0	5-24/1	-	3-37/0
McCleskey,Jalen WR	15-155/2	6-66/2	2-11/0	3-26/0	4-52/0	DNP	DNP	DNP	DNP	DNP	DNP	DNP	DNP	DNP
Woods, Jelani	7-120/2	-	1-32/0	-	1-19/0	1-5/0	2-33/1	-	1-16/1	-	1-15/0	-	DNP	DNP
King, J.D. RB	6-92/2	1-25/0	1-25/1	1-9/0	1-23/1	-	-	2-10/0	-	-	-	DNP	DNP	DNP
Hill, Justice RB	13-68/0	1-22/0	1-11/0	-	2--2/0	1-0/0	1-1/0	2-10/0	3-14/0	2-12/0	-	DNP	DNP	DNP
Cornelius, T. QB	3-24/0	-	-	1-3/0	-	-	-	-	-	1-24/0	-	-	-	1--3/0
Carter, Logan	1-20/1	-	-	-	-	-	-	-	-	-	-	1-20/1	-	-
Johnson,Braydon	2-7/0	-	-	-	-	-	-	DNP	1-6/0	1-0/0	DNP	-	-	-
Abbott, Britton	1-6/0	-	-	-	-	-	-	-	-	-	-	-	1-6/0	-
Brown, LD RB	1-5/0	1-5/0	-	DNP	DNP	DNP	-	-	-	-	-	-	-	-
Finefeuiaki, S.	1-3/1	1-3/1	-	-	-	-	-	-	-	-	-	-	-	-
Wallace, Tracin WR	1-1/0	1-1/0	-	DNP	DNP	DNP	DNP	DNP	DNP	DNP	DNP	DNP	DNP	DNP



Oklahoma State Statistics

Individual Game-by-Game Tackles

	UA-A	TOT	MSU	USA	BSU	TTU	KU	ISU	KS	UT	BU	OU	WVU	TCU	MU
Phillips,Justin LB	71-27	98	3-2	2-1	5-3	5-3	10-2	5-1	7-4	6-2	4-1	6-2	5-1	7-5	6-0
Rodriguez, M.	53-30	83	0-2	2-2	5-6	3-3	-	5-1	3-2	7-4	9-2	9-3	4-2	3-3	3-0
Edison-McGruder	54-19	73	2-1	2-0	4-3	6-0	6-2	3-2	3-2	4-0	-	9-3	4-0	4-5	7-1
Bundage, Calvin LB	41-21	62	6-1	5-2	6-6	4-0	DNP	3-1	5-5	1-1	3-3	4-1	3-1	1-0	DNP
Bernard,Jarrick	49-10	59	-	1-1	1-1	13-1	4-1	2-1	5-0	3-1	2-0	4-2	8-0	1-1	5-1
Brailford, J. DE	37-17	54	2-0	2-0	3-2	1-0	7-1	3-1	2-2	4-1	1-4	1-1	8-2	1-3	2-0
Peel, Kolby	44-8	52	1-0	5-0	2-1	3-1	2-0	5-2	1-1	-	6-1	-	7-0	4-1	8-1
Green, A.J. CB	39-10	49	-	3-2	3-1	5-1	2-1	0-1	4-0	5-1	4-1	4-2	3-0	4-0	2-0
Williams, R. CB	40-9	49	3-0	2-1	6-1	5-1	-	5-1	5-1	1-0	0-1	5-1	5-1	3-1	-
Harper, Devin LB	32-12	44	2-1	1-4	4-2	1-0	8-1	2-0	1-0	2-1	1-0	3-1	3-0	2-2	2-0
Owens, Jarrell DE	23-8	31	3-1	0-2	3-0	1-0	2-0	5-1	1-0	1-0	2-0	1-0	1-2	2-1	1-1
Smith, Enoch DT	21-9	30	-	2-1	1-1	1-0	1-0	1-0	1-1	2-0	1-0	1-3	2-1	2-1	6-1
Carter, Trey DT	15-12	27	3-0	1-1	0-1	2-0	1-0	1-1	3-3	1-1	1-1	0-2	1-0	1-1	0-1
Mwaniki, Thabo	11-6	17	3-1	2-0	1-3	4-1	1-0	0-1	-	DNP	DNP	DNP	DNP	DNP	DNP
Ogbongbemiga,A. LB	7-5	12	2-1	0-2	1-0	-	-	-	-	0-1	-	2-1	1-0	-	1-0
McCalister, T. CB	9-2	11	DNP	-	-	1-0	-	1-0	-	-	1-0	1-2	-	1-0	4-0
Walterscheid,C. DE	9-2	11	-	-	-	-	-	1-0	1-1	1-0	-	2-0	2-0	1-1	1-0
Scott, Mike DE	10-0	10	1-0	1-0	-	3-0	2-0	1-0	-	1-0	DNP	-	-	1-0	-
Siverand, Kemah CB	8-2	10	-	1-1	-	-	-	2-0	1-0	0-1	-	-	-	-	4-0
Henry, Kevin LB	6-4	10	-	0-1	DNP	DNP	-	-	-	DNP	1-0	0-1	1-0	1-2	3-0
Evers, Brendon DT	7-0	7	1-0	2-0	-	1-0	1-0	1-0	-	-	1-0	-	-	-	-
Murray, Cameron DT	3-4	7	-	2-2	0-1	1-0	-	-	-	-	-	-	-	0-1	-
Daniels,Darrion DT	4-3	7	1-0	1-2	1-0	1-1	DNP	DNP	DNP	DNP	DNP	DNP	DNP	DNP	DNP
Martin, Brock DE	7-0	7	1-0	1-0	-	2-0	-	-	1-0	-	-	-	-	1-0	1-0
Green, Z.	6-1	7	2-0	2-1	-	2-0	-	-	-	-	-	DNP	-	-	-
Givens, Malik S	4-1	5	1-0	-	-	-	-	-	-	-	2-0	0-1	-	-	1-0
Redwine-Bryant LB	2-3	5	-	0-2	1-1	-	-	-	-	-	-	1-0	-	-	-
McClure, Jake	3-0	3	-	1-0	-	-	1-0	1-0	-	-	-	-	-	-	-
Wolf, Landon	2-1	3	0-1	-	-	1-0	1-0	-	-	-	-	-	-	-	-
Balous, Bryce CB	1-2	3	0-1	-	0-1	-	-	-	-	-	1-0	-	-	-	-
Sterling, Tre	2-0	2	-	-	-	-	-	-	-	-	-	-	-	-	2-0
Wallace, Tylan	2-0	2	-	-	-	-	-	-	-	-	-	-	1-0	1-0	-
Brown, LD	1-1	2	-	0-1	DNP	DNP	DNP	-	1-0	-	-	-	-	-	-
Williams,Kanion	2-0	2	-	DNP	DNP	DNP	DNP	DNP	DNP	1-0	-	1-0	DNP	DNP	DNP
Cornelius, T.	1-1	2	-	0-1	-	-	-	-	-	-	-	-	1-0	-	-
Stoner, Dillon	2-0	2	-	-	-	-	DNP	-	1-0	-	-	-	-	-	1-0
Williams, Larry	1-0	1	-	-	-	-	-	-	-	-	-	-	1-0	-	DNP
Walkingstick,S.	1-0	1	-	-	-	-	-	-	-	1-0	-	-	-	-	-
Grant, Triston DE	1-0	1	1-0	-	DNP	DNP	DNP	DNP	DNP	DNP	DNP	DNP	DNP	DNP	DNP
Carter, Logan	1-0	1	-	-	-	-	-	-	-	-	-	-	-	-	1-0
Johnson, Tyron	1-0	1	-	1-0	-	-	-	-	-	-	-	-	-	-	-
McCleskey,Jalen	1-0	1	1-0	-	-	-	DNP	DNP	DNP	DNP	DNP	DNP	DNP	DNP	DNP

Individual Game-by-Game Sacks

	UA-A	TOT	MSU	USA	BSU	TTU	KU	ISU	KS	UT	BU	OU	WVU	TCU	MU
Brailford, J. DE	9-0	9.0	1.0-6	1.0-8	2.0-12	-	3.0-16	1.0-4	-	1.0-4	-	-	-	-	-
Owens, Jarrell DE	6-0	6.0	1.0-1	-	2.0-15	-	-	1.0-1	-	-	1.0-5	-	-	1.0-4	-
Scott, Mike DE	3-0	3.0	-	-	-	2.0-16	1.0-4	-	-	-	DNP	-	-	-	-
Harper, Devin LB	2-1	2.5	-	-	1.5-12	-	-	-	-	-	-	-	1.0-1	-	-
Edison-McGruder	2-0	2.0	-	-	-	-	-	-	-	-	-	2.0-10	-	-	-
Bernard,Jarrick	2-0	2.0	-	-	1.0-7	-	-	-	1.0-11	-	-	-	-	-	-
Carter, Trey DT	2-0	2.0	1.0-7	-	-	-	-	1.0-10	-	-	-	-	-	-	-
Walterscheid,C. DE	2-0	2.0	-	-	-	-	-	1.0-1	1.0-6	-	-	-	-	-	-
Phillips,Justin LB	2-0	2.0	-	-	-	-	1.0-7	-	-	-	-	-	1.0-10	-	-
Ogbongbemiga,A. LB	1-1	1.5	-	0.5-6	-	-	-	-	-	-	-	1.0-8	-	-	-
Bundage, Calvin LB	1-1	1.5	1.0-2	-	0.5-3	-	DNP	-	-	-	-	-	-	-	DNP
Evers, Brendon DT	1-0	1.0	-	-	-	-	-	-	-	-	1.0-8	-	-	-	-
Peel, Kolby	1-0	1.0	-	1.0-1	-	-	-	-	-	-	-	-	-	-	-
Grant, Triston DE	1-0	1.0	1.0-1	-	DNP	DNP	DNP	DNP	DNP	DNP	DNP	DNP	DNP	DNP	DNP
Daniels,Darrion DT	1-0	1.0	-	-	-	1.0-11	DNP	DNP	DNP	DNP	DNP	DNP	DNP	DNP	DNP
Martin, Brock DE	1-0	1.0	-	1.0-3	-	-	-	-	-	-	-	-	-	-	-
Murray, Cameron DT	0-1	0.5	-	0.5-5	-	-	-	-	-	-	-	-	-	-	-



Oklahoma State Statistics

Individual Game-by-Game Tackles For Loss

	UA-A	TOT	MSU	USA	BSU	TTU	KU	ISU	KS	UT	BU	OU	WVU	TCU	MU
Brailford, J. DE	15-2	16.0	2.0-7	1.0-8	2.5-13	-	5.0-19	1.0-4	1.0-5	2.0-6	1.0-2	-	-	0.5-1	-
Phillips,Justin LB	9-4	11.0	3.0-4	0.5-0	-	1.0-2	2.0-10	-	-	-	-	1.0-1	1.5-11	2.0-4	-
Owens, Jarrell DE	9-4	11.0	1.0-1	0.5-1	2.0-15	-	-	2.0-3	-	1.0-1	2.0-6	-	0.5-0	1.5-5	0.5-0
Edison-McGruder	8-1	8.5	-	1.0-4	1.0-1	-	1.0-2	1.5-3	-	-	-	3.0-11	1.0-1	-	-
Bundage, Calvin LB	7-2	8.0	1.0-2	1.5-3	1.5-5	2.0-5	DNP	1.0-3	-	1.0-1	-	-	-	-	DNP
Peel, Kolby	5-1	5.5	-	1.0-1	-	-	-	0.5-0	1.0-2	-	1.0-2	-	-	2.0-6	-
Rodriguez, M.	4-2	5.0	-	1.0-4	-	-	-	-	-	-	-	-	2.5-6	0.5-1	1.0-1
Harper, Devin LB	4-2	5.0	-	0.5-2	1.5-12	-	-	-	-	-	1.0-1	-	1.0-1	1.0-1	-
Bernard,Jarrick	3-1	3.5	-	0.5-1	1.0-7	-	-	-	1.0-11	-	1.0-5	-	-	-	-
Scott, Mike DE	3-0	3.0	-	-	-	2.0-16	1.0-4	-	-	-	DNP	-	-	-	-
Smith, Enoch DT	2-2	3.0	-	1.0-3	0.5-1	-	-	-	-	-	-	-	-	-	1.5-2
Ogbongbemiga,A. LB	2-2	3.0	1.0-2	1.0-7	-	-	-	-	-	-	-	1.0-8	-	-	-
Carter, Trey DT	3-0	3.0	1.0-7	-	-	-	-	1.0-10	-	-	-	-	-	1.0-3	-
Walterscheid,C. DE	3-0	3.0	-	-	-	-	-	1.0-1	1.0-6	-	-	1.0-3	-	-	-
Williams, R. CB	1-2	2.0	-	-	-	-	-	-	1.0-1	-	-	-	0.5-1	0.5-1	-
Evers, Brendon DT	1-0	1.0	-	-	-	-	-	-	-	-	1.0-8	-	-	-	-
Mwaniki, Thabo	1-0	1.0	1.0-6	-	-	-	-	-	-	DNP	DNP	DNP	DNP	DNP	DNP
Grant, Triston DE	1-0	1.0	1.0-1	-	DNP	DNP	DNP	DNP	DNP	DNP	DNP	DNP	DNP	DNP	DNP
Martin, Brock DE	1-0	1.0	-	1.0-3	-	-	-	-	-	-	-	-	-	-	-
Daniels,Darrion DT	1-0	1.0	-	-	-	1.0-11	DNP	DNP	DNP	DNP	DNP	DNP	DNP	DNP	DNP
Murray, Cameron DT	0-1	0.5	-	0.5-5	-	-	-	-	-	-	-	-	-	-	-

Individual Game-by-Game Fumbles

	No-Lost	MSU	USA	BSU	TTU	KU	ISU	KS	UT	BU	OU	WVU	TCU	MU
Hubbard, Chuba RB	4-2	-	-	-	-	-	-	-	1-0	-	1-1	-	2-1	-
Cornelius, T. QB	3-1	-	-	-	1-0	-	1-1	-	-	-	-	-	-	1-0
Wallace, Tylan WR	3-3	1-1	-	-	1-1	-	-	-	-	-	-	1-1	-	-
TEAM	2-0	DNP	DNP	-	1-0	-	1-0	-	-	-	DNP	DNP	DNP	-
Wolf, Landon WR	1-0	1-0	-	-	-	-	-	-	-	-	-	-	-	-
Brown, LD RB	1-0	-	-	DNP	DNP	DNP	-	-	-	-	-	-	1-0	-
Sinor, Zach P	1-0	DNP	DNP	DNP	-	-	1-0	-	-	-	-	DNP	DNP	DNP
Stoner, Dillon WR	1-1	-	-	-	-	DNP	-	-	-	-	-	1-1	-	-
Hockett, Matt P	1-1	-	1-1	-	-	-	-	-	-	-	-	-	-	-
Jenkins, Teven OL	1-1	-	-	-	-	-	-	-	-	1-1	-	-	-	-

Individual Game-by-Game Fumbles Forced

	Number	MSU	USA	BSU	TTU	KU	ISU	KS	UT	BU	OU	WVU	TCU	MU
Edison-McGruder	2	1	-	-	-	-	-	-	-	-	-	-	-	1
Bernard,Jarrick	1	-	-	1	-	-	-	-	-	-	-	-	-	-
Carter, Trey	1	-	-	-	-	-	-	-	-	-	-	-	1	-
Phillips,Justin	1	-	-	-	-	1	-	-	-	-	-	-	-	-
Brailford, J.	1	-	-	1	-	-	-	-	-	-	-	-	-	-
Owens, Jarrell	1	-	-	1	-	-	-	-	-	-	-	-	-	-
Harper, Devin	1	-	-	1	-	-	-	-	-	-	-	-	-	-
Green, A.J.	1	-	-	-	-	-	-	-	-	-	-	-	-	1
Rodriguez, M.	1	-	-	-	-	-	-	-	-	-	1	-	-	-

Individual Game-by-Game Fumbles Recovered

	Number	MSU	USA	BSU	TTU	KU	ISU	KS	UT	BU	OU	WVU	TCU	MU
Smith, Enoch	2	-	-	1	-	-	-	-	-	-	-	-	1	-
Phillips,Justin	2	-	-	-	-	1	-	-	-	-	-	-	-	1
Edison-McGruder	1	1	-	-	-	-	-	-	-	-	-	-	-	-
Ogbongbemiga,A.	1	-	-	-	-	-	1	-	-	-	-	-	-	-
Martin, Brock	1	-	-	-	-	-	-	-	-	-	-	1	-	-
Green, Z.	1	1	-	-	-	-	-	-	-	-	DNP	-	-	-

Individual Game-by-Game Punt Returns

	No-Yds	MSU	USA	BSU	TTU	KU	ISU	KS	UT	BU	OU	WVU	TCU	MU
Stoner, Dillon	11-62	2-7	2-25	-	-	DNP	-	2-14	3-22	-	1-2	1-4	-	-
Wallace, Tylan	3-22	-	-	-	1-2	1-19	1-1	-	-	-	-	-	-	-
Bernard,Jarrick	1-14	-	-	1-14	-	-	-	-	-	-	-	-	-	-
Ogbongbemiga,A.	1-10	-	-	1-10	-	-	-	-	-	-	-	-	-	-
Wolf, Landon	3-2	2-8	-	-	-	1-10	-	-	-	-	-	-	-	-

Individual Game-by-Game Kick Returns

	No-Yds	MSU	USA	BSU	TTU	KU	ISU	KS	UT	BU	OU	WVU	TCU	MU
Hubbard, Chuba	23-510	1-42	2-37	1-32	2-28	1-9	4-102	4-80	1-30	1-17	1-23	3-67	2-43	-
Brown, LD	2-37	-	1-15	DNP	DNP	DNP	-	-	-	-	-	1-22	-	-
Finefeuiaki, S.	2-21	-	-	-	-	-	1-12	1-9	-	-	-	-	-	-
Siverand, Kemah	1-0	-	-	-	-	-	-	-	-	-	-	-	1-0	-
Stoner, Dillon	1-0	-	-	-	-	DNP	-	-	1-0	-	-	-	-	-



Oklahoma State Statistics

Individual Game-by-Game Interception Returns

	No-Yds	MSU	USA	BSU	TTU	KU	ISU	KS	UT	BU	OU	WVU	TCU	MU
Williams, R.	2-0	-	-	-	-	-	1-0	-	-	1-0	-	-	-	-
Bernard,Jarrick	1-15	-	-	-	1-15	-	-	-	-	-	-	-	-	-
Harper, Devin	1-24	-	1-24	-	-	-	-	-	-	-	-	-	-	-
Green, A.J.	1-0	-	-	-	1-0	-	-	-	-	-	-	-	-	-

Individual Game-by-Game Fumble Returns

	No-Yds	MSU	USA	BSU	TTU	KU	ISU	KSU	UT	BU	OU	WVU	TCU	MU
	0-0	-	-	-	-	-	-	-	-	-	-	-	-	-

Individual Game-by-Game All-Purpose Yards

	TOTAL	MSU	USA	BSU	TTU	KU	ISU	KS	UT	BU	OU	WVU	TCU	MU
Wallace, Tylan	1519	48	166	105	125	123	83	90	222	128	220	62	64	83
Hubbard, Chuba	1479	149	83	30	41	66	124	121	111	86	176	225	85	182
Hill, Justice	998	144	43	123	109	189	67	51	106	131	35	DNP	DNP	DNP
Johnson, Tyron	846	13	138	35	21	86	79	28	6	81	128	58	32	141
Stoner, Dillion	665	36	79	68	22	DNP	31	25	55	60	68	123	39	59
Cornelius, T.	430	27	3	44	-	18	46	55	23	43	-5	106	52	18
Wolf, Landon	370	16	17	-	-	126	69	-	23	-3	19	47	40	16
King, J.D.	245	77	57	25	31	2	-	35	1	17	-	DNP	DNP	DNP
Brown, LD	205	115	29	DNP	DNP	DNP	-	-	-	-	5	48	5	3
McCleskey,Jalen	160	71	11	26	52	DNP	DNP	DNP	DNP	DNP	DNP	DNP	DNP	DNP
Woods, Jelani	120	-	32	-	19	5	33	-	16	-	15	-	DNP	DNP
Wudtee, Keondre	81	47	34	DNP	DNP	DNP	DNP	DNP	DNP	DNP	DNP	DNP	DNP	DNP
Haymaker, Ryan	37	26	11	DNP	DNP	DNP	DNP	DNP	DNP	DNP	DNP	DNP	DNP	DNP
Bernard,Jarrick	29	-	-	14	15	-	-	-	-	-	-	-	-	-
Finefeuiaki, S.	24	3	-	-	-	-	12	9	-	-	-	-	-	-
Harper, Devin	24	-	24	-	-	-	-	-	-	-	-	-	-	-
Carter, Logan	20	-	-	-	-	-	-	-	-	-	-	20	-	-
Green, Z.	13	-	-	13	-	-	-	-	-	-	DNP	-	-	-
Ogbongbemiga,A.	10	-	-	10	-	-	-	-	-	-	-	-	-	-
Johnson,Braydon	7	-	-	-	-	1	-	DNP	6	-	DNP	-	-	-
Abbott, Britton	6	-	-	-	-	-	-	-	-	-	-	-	6	-
Wallace, Tracin	1	1	-	DNP	DNP	DNP	DNP	DNP	DNP	DNP	DNP	DNP	DNP	DNP
Jenkins, Teven	-3	-	-	-	-	-	-	-	-	-3	-	-	-	-
Hockett, Matt	-4	-	-9	-	-	-	-	-	-	-	-	-	-	5
Sinor, Zach	-7	DNP	DNP	DNP	-	-	-7	-	-	-	-	DNP	DNP	DNP
TEAM	-43	-	-	-2	-4	-10	-7	-	-15	-	-	-	-	-5

Game-by-Game Team Comparison

		-----First Downs-----					---Rushing---	-----Passing-----			Total Offense	Return	Turnovers
MISSOURI STATE	58-17	33/13	15/4	15/8	3/1	54-431/37-110	26-38-1/11-28-0	301/150	92-732/65-260	41/3	2/2		
SOUTH ALABAMA	55-13	32/15	7/5	21/5	4/5	44-164/37-78	26-42-2/17-34-1	453/136	86-617/71-214	101/110	3/1		
BOISE STATE	44-21	19/23	10/2	9/21	0/0	38-176/31-34	16-27-0/39-56-0	246/380	65-422/87-414	69/74	0/1		
TEXAS TECH	17-41	18/35	6/11	12/20	0/4	24-128/46-224	18-38-1/35-46-2	258/397	62-386/92-621	45/2	2/2		
Kansas	48-28	25/18	14/5	10/11	1/2	46-256/32-121	15-20-1/24-32-0	312/247	66-568/64-368	38/53	1/1		
IOWA STATE	42-48	22/21	8/7	13/11	1/3	43-126/38-140	19-33-1/19-25-1	289/325	76-415/63-465	115/42	2/2		
Kansas State	12-31	15/23	6/13	8/7	1/3	28-127/55-291	17-35-2/11-22-0	184/130	63-311/77-421	103/88	2/0		
TEXAS	38-35	27/24	10/8	14/13	3/3	51-181/30-119	23-34-0/22-42-0	321/283	85-502/72-402	52/26	0/0		
Baylor	31-35	32/26	13/12	16/6	3/8	47-212/39-244	25-42-0/14-26-1	311/158	89-523/65-402	17/55	1/1		
Oklahoma	47-48	39/29	9/14	27/15	3/0	33-139/47-353	34-53-0/21-30-0	501/349	86-640/77-702	21/134	1/0		
WEST VIRGINIA	45-41	35/25	19/7	15/17	1/1	43-266/43-189	30-46-2/27-48-0	338/364	89-604/91-553	85/50	4/1		
TCU	24-31	15/22	5/11	9/8	1/3	32-99/45-243	17-40-1/16-25-0	181/180	72-280/70-423	43/43	2/1		
Missouri	38-33	27/27	10/9	15/14	2/4	35-169/42-264	27-45-2/23-38-0	333/373	80-502/80-637	0/43	2/1		
Totals	499-422	339/301	132/108	184/156	23/37	518-2474/522-2410	293-493-13/279-452-5	4028/3472	1011-6502/974-5882	730/723	22/13		

	3rd Down	4th Down	Time of Possession	TOP Margin	Avg Yds/Rush	Avg Yds/Pass	Avg Yds/Play	Punting Number-Avg	Penalties Number-Yards
Opponent	Conversions	Conversions	Possession	Margin	Yds/Rush	Yds/Pass	Yds/Play	Number-Avg	Number-Yards
MISSOURI STATE	11-18/5-16	2-3/0-0	29:36/30:24	-0:48	8.0/3.0	7.9/5.4	8.0/4.0	3-44.3/10-44.6	7-55/7-69
SOUTH ALABAMA	3-14/3-17	4-6/0-2	27:58/32:02	-4:04	3.7/2.1	10.8/4.0	7.2/3.0	3-47.7/10-39.7	9-112/12-85
BOISE STATE	7-13/11-22	0-0/3-4	25:26/34:34	-9:08	4.6/1.1	9.1/6.8	6.5/4.8	3-37.0/5-23.6	4-25/5-40
TEXAS TECH	3-13/9-14	0-1/0-0	18:43/41:17	-22:34	5.3/4.9	6.8/8.6	6.2/6.8	5-49.6/2-41.0	8-73/4-25
Kansas	4-11/3-13	1-1/1-2	31:20/28:40	2:40	5.6/3.8	15.6/7.7	8.6/5.8	4-46.2/6-41.0	8-92/4-43
IOWA STATE	7-15/3-11	1-2/1-1	30:08/29:05	1:03	2.9/3.7	8.8/13.0	5.5/7.4	6-45.2/6-41.0	9-87/5-36
Kansas State	5-15/7-14	2-2/1-1	22:08/37:52	-15:44	4.5/5.3	5.3/5.9	4.9/5.5	5-33.8/3-43.0	7-70/4-40
TEXAS	10-20/5-12	2-2/0-0	34:28/25:32	8:56	3.5/4.0	9.4/6.7	5.9/5.6	4-45.0/7-43.7	4-52/11-86
Baylor	7-16/4-10	2-3/0-1	32:06/27:54	4:12	4.5/6.3	7.4/6.1	5.9/6.2	3-39.3/3-44.7	12-133/6-69
Oklahoma	10-16/3-10	1-1/1-2	26:11/33:49	-7:38	4.2/7.5	9.5/11.6	7.4/9.1	4-41.0/3-36.7	5-31/8-70
WEST VIRGINIA	6-14/5-18	0-0/2-3	30:15/29:45	0:30	6.2/4.4	7.3/7.6	6.8/6.1	5-36.2/7-36.9	3-35/5-24
TCU	5-15/4-14	0-2/0-0	20:54/39:06	-18:12	3.1/5.4	4.5/7.2	3.9/6.0	7-51.4/6-40.3	6-76/4-30
Missouri	9-14/9-18	0-1/1-3	27:35/32:25	-4:50	4.8/6.3	7.4/9.8	6.3/8.0	3-47.7/3-52.0	7-76/6-65
Totals	87-194/71-189	15-24/10-19	356:48/422:25	-65:37	4.8/4.6	8.2/7.7	6.4/6.0	55-43.7/71-40.4	917/682



Oklahoma State Statistics

Game-by-Game Team Stats

Date	Opponent	---RUSHING---				--RECEIVING--				-----PASSING-----				--KICK RET--				--PUNT RET--				Tot. Off.	
		No.	Yds	TD	Lg	No.	Yds	TD	Lg	Cmp	Att	Int	Yds	TD	Lg	No	Yds	TD	Lg	No	Yds		TD
Aug 30, 2018	MISSOURI STATE	54	431	3	92	26	301	5	54	26	38-1	301	5	54	1	42	0	42	4	-1	0	7	732
Sep 08, 2018	SOUTH ALABAMA	44	164	4	34	26	453	2	60	26	42-2	453	2	60	3	52	0	21	2	25	0	14	617
Sep 15, 2018	BOISE STATE	38	176	3	53	16	246	1	43	16	27-0	246	1	43	1	32	0	32	2	37	1	13	422
Sep 22, 2018	TEXAS TECH	24	128	1	37	18	258	1	31	18	38-1	258	1	31	2	28	0	15	1	2	0	0	386
Sep 29, 2018	at Kansas	46	256	2	27	15	312	4	64	15	20-1	312	4	64	1	9	0	9	2	29	0	19	568
Oct 06, 2018	IOWA STATE	43	126	2	48	19	289	4	42	19	33-1	289	4	42	5	114	0	33	1	1	0	1	415
Oct 13, 2018	at Kansas State	28	127	1	26	17	184	0	45	17	35-2	184	0	45	5	89	0	31	2	14	0	7	311
Oct 27, 2018	TEXAS	51	181	2	27	23	321	3	49	23	34-0	321	3	49	2	30	0	30	3	22	0	10	502
Nov 03, 2018	at Baylor	47	212	3	31	25	311	1	33	25	42-0	311	1	33	1	17	0	17	0	0	0	0	523
Nov 10, 2018	at Oklahoma	33	139	4	28	34	501	3	49	34	53-0	501	3	49	1	23	0	23	1	-2	0	0	640
Nov 17, 2018	WEST VIRGINIA	43	266	1	23	30	338	5	38	30	46-2	338	5	38	4	89	0	36	1	-4	0	0	604
Nov 24, 2018	at TCU	32	99	3	22	17	181	0	29	17	40-1	181	0	29	3	43	0	26	0	0	0	0	280
Dec 31, 2018	vs Missouri	35	169	1	33	27	333	4	46	17	45-2	333	4	46	0	0	0	0	0	0	0	0	502
Totals		518	2474	30	92	293	4028	33	64	293	493-13	4028	33	64	29	568	0	42	19	123	1	19	6502
Opponent		522	2410	26	83	279	3472	27	86	279	452-5	3472	27	86	26	494	0	36	20	141	1	65	5882

Date	Opponent	-----TACKLES-----				-SACKS-		-FUMBLE-			Pass Brk	Blkd Kick	-Kicks--XPTS-			Saf	Pts	
		Solo	Asst	Total	TFL-Yds	No-Yds	FF	FR-Yds	Int-Yds	QBH			Att-Mad	Run	Rcv			
Aug 30, 2018	MISSOURI STATE	39	12	51	11.0-30	5.0-17	1	2-0	0-0	8	6	0	8-7	0	0	0	0	58
Sep 08, 2018	SOUTH ALABAMA	42	30	72	11.0-42	4.0-23	0	0-0	1-24	0	4	0	7-7	0	0	0	0	55
Sep 15, 2018	BOISE STATE	47	34	81	10.0-54	7.0-49	4	1-0	0-0	2	2	2	5-5	0	0	0	0	44
Sep 22, 2018	TEXAS TECH	66	12	78	6.0-34	3.0-27	0	0-0	2-15	5	1	0	2-2	0	0	0	0	17
Sep 29, 2018	at Kansas	49	8	57	9.0-35	5.0-27	1	1-0	0-0	1	3	0	6-6	0	0	0	0	48
Oct 06, 2018	IOWA STATE	47	14	61	8.0-24	4.0-16	0	1-0	1-0	1	2	0	6-6	0	0	0	0	42
Oct 13, 2018	at Kansas State	46	22	68	5.0-25	2.0-17	0	0-0	0-0	1	0	0	0-0	0	0	0	0	12
Oct 27, 2018	TEXAS	41	14	55	4.0-8	1.0-4	0	0-0	0-0	4	6	0	5-5	0	0	0	0	38
Nov 03, 2018	at Baylor	40	14	54	7.0-24	2.0-13	0	0-0	1-0	4	1	0	4-4	0	0	0	0	31
Nov 10, 2018	at Oklahoma	54	26	80	6.0-23	3.0-18	0	0-0	0-0	3	1	0	6-5	0	0	0	0	47
Nov 17, 2018	WEST VIRGINIA	61	10	71	7.0-20	2.0-11	1	1-0	0-0	1	6	1	6-6	0	0	0	0	45
Nov 24, 2018	at TCU	41	28	69	9.0-22	1.0-4	1	1-0	0-0	3	4	0	3-3	0	0	0	0	24
Dec 31, 2018	vs Missouri	61	6	67	3.0-3	0.0-0	2	1-0	0-0	3	2	1	5-5	0	0	0	0	38
Totals		634	230	864	96.0-344	39.0-226	10	8-0	5-39	36	38	4	63-61	0	0	0	0	499
Opponent		610	260	870	89.0-363	34.0-231	7	9-18	13-70	29	51	3	54-52	0	1	1	0	422

Date	Opponent	No	Yds	-----PUNTING-----					--FIELD GOALS--			-----KICKOFFS-----						
				Avg	Long	Blkd	TB	FC	50+	I20	Att-Made	Lg	Blkd	No	Yds	Avg	TB	OB
Aug 30, 2018	MISSOURI STATE	3	133	44.3	52	0	0	1	1	0	1-1	20	0	10	605	60.5	9	0
Sep 08, 2018	SOUTH ALABAMA	3	143	47.7	54	0	1	0	1	2	2-2	45	0	10	633	63.3	5	0
Sep 15, 2018	BOISE STATE	3	111	37.0	47	0	0	0	0	0	3-3	48	0	9	568	63.1	4	2
Sep 22, 2018	TEXAS TECH	5	248	49.6	67	0	0	2	1	1	2-1	39	0	4	260	65.0	4	0
Sep 29, 2018	at Kansas	4	185	46.2	49	0	1	2	0	3	2-2	33	0	9	541	60.1	6	1
Oct 06, 2018	IOWA STATE	6	271	45.2	55	0	0	1	1	0	0-0	0	0	8	477	59.6	5	1
Oct 13, 2018	at Kansas State	5	169	33.8	41	1	0	0	0	1	2-2	48	0	4	246	61.5	2	0
Oct 27, 2018	TEXAS	4	180	45.0	57	0	0	1	2	1	3-1	24	0	7	404	57.7	3	1
Nov 03, 2018	at Baylor	3	118	39.3	63	1	1	0	2	1	3-1	19	1	6	380	63.3	4	0
Nov 10, 2018	at Oklahoma	4	164	41.0	50	0	0	2	1	3	1-0	0	0	7	449	64.1	3	0
Nov 17, 2018	WEST VIRGINIA	5	181	36.2	42	0	0	4	0	2	1-1	20	0	8	450	56.2	2	2
Nov 24, 2018	at TCU	7	360	51.4	71	0	1	5	4	2	1-1	39	0	5	318	63.6	4	0
Dec 31, 2018	vs Missouri	3	143	47.7	54	0	0	0	2	1	1-1	27	0	7	389	55.6	2	0
Totals		55	2406	43.7	71	2	4	18	15	17	22-16	48	1	94	5720	60.9	53	7
Opponent		71	2870	40.4	69	3	4	19	12	20	20-12	43	1	78	4537	58.2	39	4



Oklahoma State Statistics

Game-by-Game Opponent Team Stats

Date	Opponent	RUSHING				RECEIVING				PASSING				KICK RET				PUNT RET				Tot. Off.
		No.	Yds	TD	Lg	No.	Yds	TD	Lg	Cmp-Att-Int	Yds	TD	Lg	No	Yds	TD	Lg	No	Yds	TD	Lg	
Aug 30, 2018	MISSOURI STATE	37	110	0	58	11	150	2	28	11-28-0	150	2	28	0	0	0	0	2	3	0	5	260
Sep 08, 2018	SOUTH ALABAMA	37	78	1	19	17	136	1	24	17-34-1	136	1	24	5	103	0	36	1	5	0	5	214
Sep 15, 2018	BOISE STATE	31	34	0	16	39	380	3	34	39-56-0	380	3	34	3	58	0	21	1	16	0	16	414
Sep 22, 2018	TEXAS TECH	46	224	3	27	35	397	2	32	35-46-2	397	2	32	0	0	0	0	1	2	0	2	621
Sep 29, 2018	at Kansas	32	121	1	60	24	247	3	31	24-32-0	247	3	31	1	32	0	32	0	0	0	0	368
Oct 06, 2018	IOWA STATE	38	140	2	29	19	325	4	60	19-25-1	325	4	60	2	30	0	30	4	12	0	11	465
Oct 13, 2018	at Kansas State	55	291	4	29	11	130	0	28	11-22-0	130	0	28	2	53	0	27	2	5	0	4	421
Oct 27, 2018	TEXAS	30	119	3	15	22	283	2	36	22-42-0	283	2	36	1	13	0	13	3	13	0	16	402
Nov 03, 2018	at Baylor	39	244	2	75	14	158	2	36	14-26-1	158	2	36	2	25	0	14	2	30	1	7	402
Nov 10, 2018	at Oklahoma	47	353	5	60	21	349	1	51	21-30-0	349	1	51	4	72	0	27	2	62	0	65	702
Nov 17, 2018	WEST VIRGINIA	43	189	3	30	27	364	2	43	27-48-0	364	2	43	2	39	0	27	0	0	0	0	553
Nov 24, 2018	at TCU	45	243	1	83	16	180	2	34	16-25-0	180	2	34	1	21	0	21	0	0	0	0	423
Dec 31, 2018	vs Missouri	42	264	1	55	23	373	3	86	23-38-0	373	3	86	3	48	0	20	2	-7	0	0	637
	Opponent totals	522	2410	26	83	279	3472	27	86	279-452-5	3472	27	86	26	494	0	36	20	141	1	65	5882
	Oklahoma State	518	2474	30	92	293	4028	33	64	293-493-13	4028	33	64	29	568	0	42	19	123	1	19	6502

Date	Opponent	TACKLES				SACKS		FUMBLES		QBH	Pass Brk	Blkd Kick	Kicks--XPTS--			Saf	Pts		
		Solo	Ass	Total	TFL-Yds	No-Yds	FF	FR-Yds	Int-Yds				Att-Mad	Run	Rcv				
Aug 30, 2018	MISSOURI STATE	59	20	79	7.0-20	2.0-13	1	1-0	1-0	0	2	0	2-2	0	0	0	0	0	17
Sep 08, 2018	SOUTH ALABAMA	58	20	78	11.0-54	4.0-34	1	1-3	2-1	1	3	0	2-1	0	0	0	0	0	13
Sep 15, 2018	BOISE STATE	42	14	56	6.0-28	3.0-19	0	0-0	0-0	2	3	0	3-3	0	0	0	0	0	21
Sep 22, 2018	TEXAS TECH	34	16	50	7.0-28	2.0-16	0	1-0	1-0	5	6	0	5-5	0	0	0	0	0	41
Sep 29, 2018	at Kansas	44	22	66	3.0-6	0.0-0	0	0-0	1-21	2	1	0	4-4	0	0	0	0	0	28
Oct 06, 2018	IOWA STATE	51	14	65	16.0-68	7.0-45	1	1-0	1-0	5	2	0	5-5	0	1	1	1	48	
Oct 13, 2018	at Kansas State	41	16	57	5.0-26	2.0-19	0	0-0	2-30	0	3	1	4-4	0	0	0	0	31	
Oct 27, 2018	TEXAS	51	24	75	11.0-51	3.0-31	0	0-0	0-0	4	3	0	5-5	0	0	0	0	0	35
Nov 03, 2018	at Baylor	50	28	78	5.0-24	4.0-22	0	1-0	0-0	1	3	2	5-5	0	0	0	0	0	35
Nov 10, 2018	at Oklahoma	43	34	77	5.0-20	2.0-14	1	1-0	0-0	1	8	0	6-6	0	0	0	0	0	48
Nov 17, 2018	WEST VIRGINIA	59	12	71	5.0-10	2.0-5	2	2-0	2-11	2	7	0	5-5	0	0	0	0	0	41
Nov 24, 2018	at TCU	34	22	56	4.0-13	1.0-4	0	1-5	1-7	3	8	0	4-4	0	0	0	0	0	31
Dec 31, 2018	vs Missouri	44	18	62	4.0-15	2.0-9	1	0-0	2-2	3	2	0	4-3	0	0	0	0	0	33
	Opponent totals	610	260	870	89.0-363	34.0-231	7	9-18	13-70	29	51	3	54-52	0	1	1	1	422	
	Oklahoma State	634	230	864	96.0-344	39.0-226	10	8-0	5-39	36	38	4	63-61	0	0	0	0	499	

Date	Opponent	PUNTING										FIELD GOALS			KICKOFFS				
		No	Yds	Avg	Long	Blkd	TB	FC	50+	I20	Att-Made	Lg	Blkd	No	Yds	Avg	TB	OB	
Aug 30, 2018	MISSOURI STATE	10	446	44.6	63	0	1	2	2	3	1-1	40	0	4	260	65.0	3	0	
Sep 08, 2018	SOUTH ALABAMA	10	397	39.7	58	0	0	4	1	3	0-0	0	0	3	179	59.7	0	0	
Sep 15, 2018	BOISE STATE	5	118	23.6	49	2	0	2	0	0	1-0	0	0	4	260	65.0	3	0	
Sep 22, 2018	TEXAS TECH	2	82	41.0	45	0	0	0	0	1	3-2	32	0	8	467	58.4	3	1	
Sep 29, 2018	at Kansas	6	246	41.0	46	0	0	1	0	0	1-0	0	0	4	229	57.2	2	0	
Oct 06, 2018	IOWA STATE	6	246	41.0	51	0	0	0	1	4	1-1	22	0	8	468	58.5	2	1	
Oct 13, 2018	at Kansas State	3	129	43.0	55	0	0	1	1	0	2-1	31	0	6	317	52.8	0	0	
Oct 27, 2018	TEXAS	7	306	43.7	55	0	0	2	2	1	0-0	0	0	6	333	55.5	4	0	
Nov 03, 2018	at Baylor	3	134	44.7	62	0	0	1	2	1	1-0	0	0	6	373	62.2	4	1	
Nov 10, 2018	at Oklahoma	3	110	36.7	44	0	0	0	0	0	2-2	36	0	9	579	64.3	8	0	
Nov 17, 2018	WEST VIRGINIA	7	258	36.9	44	1	0	3	0	2	2-2	43	0	7	425	60.7	3	0	
Nov 24, 2018	at TCU	6	242	40.3	56	0	2	2	2	3	3-1	26	0	6	247	41.2	3	0	
Dec 31, 2018	vs Missouri	3	156	52.0	69	0	1	1	1	2	3-2	26	1	7	400	57.1	4	1	
	Opponent totals	71	2870	40.4	69	3	4	19	12	20	20-12	43	1	78	4537	58.2	39	4	
	Oklahoma State	55	2406	43.7	71	2	4	18	15	17	22-16	48	1	94	5720	60.9	53	7	



Oklahoma State Statistics

Individual Game Highs

Rushes	31	Hill, Justice at Kansas (Sep 29, 2018)
Yards Rushing	189	Hill, Justice at Kansas (Sep 29, 2018)
TD Rushes	3	Hubbard, Chuba at Oklahoma (Nov 10, 2018)
Long Rush	92	Hill, Justice vs Missouri State (Aug 30, 2018)
Pass attempts	53	Cornelius, Taylor at Oklahoma (Nov 10, 2018)
Pass completions	34	Cornelius, Taylor at Oklahoma (Nov 10, 2018)
Yards Passing	501	Cornelius, Taylor at Oklahoma (Nov 10, 2018)
TD Passes	5	Cornelius, Taylor vs Missouri State (Aug 30, 2018) Cornelius, Taylor vs West Virginia (Nov 17, 2018)
Long Pass	64	Cornelius, Taylor at Kansas (Sep 29, 2018)
Receptions	11	Johnson, Tyron at Oklahoma (Nov 10, 2018)
Yards Receiving	222	Wallace, Tylan vs Texas (Oct 27, 2018)
TD Receptions	2	McCleskey, Jalen vs Missouri State (Aug 30, 2018) Johnson, Tyron at Kansas (Sep 29, 2018) Wallace, Tylan vs Texas (Oct 27, 2018) Wallace, Tylan at Oklahoma (Nov 10, 2018) Wallace, Tylan vs West Virginia (Nov 17, 2018) Johnson, Tyron vs Missouri (Dec 31, 2018) Johnson, Tyron at Kansas (Sep 29, 2018)
Long Reception	64	Johnson, Tyron at Kansas (Sep 29, 2018)
Field Goals	3	Ammendola, Matt vs Boise State (Sep 15, 2018)
Long Field Goal	48	Ammendola, Matt vs Boise State (Sep 15, 2018) Ammendola, Matt at Kansas State (Oct 13, 2018)
Punts	7	Hockett, Matt at TCU (Nov 24, 2018)
Punting Avg	59.0	Sinor, Zach at Baylor (Nov 03, 2018)
Long Punt	71	Hockett, Matt at TCU (Nov 24, 2018)
Punts inside 20	3	Sinor, Zach at Kansas (Sep 29, 2018) Hockett, Matt at Oklahoma (Nov 10, 2018)
Long Punt Return	19	Wallace, Tylan at Kansas (Sep 29, 2018)
Long Kickoff Return	42	Hubbard, Chuba vs Missouri State (Aug 30, 2018)
Tackles	14	Bernard, Jarrick vs Texas Tech (Sep 22, 2018)
Sacks	3.0	Brailford, Jordan at Kansas (Sep 29, 2018)
Tackles For Loss	5.0	Brailford, Jordan at Kansas (Sep 29, 2018)
Interceptions	1	Harper, Devin vs South Alabama (Sep 08, 2018) Green, A.J. vs Texas Tech (Sep 22, 2018) Bernard, Jarrick vs Texas Tech (Sep 22, 2018) Williams, Rodarius vs Iowa State (Oct 06, 2018) Williams, Rodarius at Baylor (Nov 03, 2018)

Team Game Highs

Rushes	54	vs Missouri State (Aug 30, 2018)
Yards Rushing	431	vs Missouri State (Aug 30, 2018)
Yards Per Rush	8.0	vs Missouri State (Aug 30, 2018)
TD Rushes	4	vs South Alabama (Sep 08, 2018) at Oklahoma (Nov 10, 2018)
Pass attempts	53	at Oklahoma (Nov 10, 2018)
Pass completions	34	at Oklahoma (Nov 10, 2018)
Yards Passing	501	at Oklahoma (Nov 10, 2018)
Yards Per Pass	15.6	at Kansas (Sep 29, 2018)
TD Passes	5	vs Missouri State (Aug 30, 2018) vs West Virginia (Nov 17, 2018)
Total Plays	92	vs Missouri State (Aug 30, 2018)
Total Offense	732	vs Missouri State (Aug 30, 2018)
Yards Per Play	8.6	at Kansas (Sep 29, 2018)
Points	58	vs Missouri State (Aug 30, 2018)
Sacks By	7	vs Boise State (Sep 15, 2018)
First Downs	39	at Oklahoma (Nov 10, 2018)
Penalties	12	at Baylor (Nov 03, 2018)
Penalty Yards	133	at Baylor (Nov 03, 2018)
Turnovers	4	vs West Virginia (Nov 17, 2018)
Interceptions By	2	vs Texas Tech (Sep 22, 2018)
Punts	7	at TCU (Nov 24, 2018)
Punting Avg	51.4	at TCU (Nov 24, 2018)
Long Punt	71	at TCU (Nov 24, 2018)
Punts inside 20	3	at Kansas (Sep 29, 2018) at Oklahoma (Nov 10, 2018)
Long Punt Return	19	at Kansas (Sep 29, 2018)

Opponent Individual Game Highs

Rushes	34	Barnes, Alex, at Kansas State (Oct 13, 2018)
Yards Rushing	204	Rountree, Larry, vs Missouri (Dec 31, 2018)
TD Rushes	4	Barnes, Alex, at Kansas State (Oct 13, 2018) Reagar, Jalen, at TCU (Nov 24, 2018)
Long Rush	83	RYPIEN, Brett, vs Boise State (Sep 15, 2018)
Pass attempts	56	RYPIEN, Brett, vs Boise State (Sep 15, 2018)
Pass completions	39	RYPIEN, Brett, vs Boise State (Sep 15, 2018)
Yards Passing	397	Bowman, Alan, vs Texas Tech (Sep 22, 2018)
TD Passes	4	Purdy, Brock, vs Iowa State (Oct 06, 2018)
Long Pass	86	Lock, Drew, vs Missouri (Dec 31, 2018)
Receptions	10	Sims, Steven, at Kansas (Sep 29, 2018)
Yards Receiving	185	Johnson, Johnat, vs Missouri (Dec 31, 2018)
TD Receptions	1, by 27, last by	Blanton, Kendal, vs Missouri (Dec 31, 2018) Johnson, Johnat, vs Missouri (Dec 31, 2018) Gicino, Domini, vs Missouri (Dec 31, 2018) Johnson, Johnat, vs Missouri (Dec 31, 2018)
Long Reception	86	Johnson, Johnat, vs Missouri (Dec 31, 2018)
Field Goals	2	Hatfield, C., vs Texas Tech (Sep 22, 2018) Seibert, Austin, at Oklahoma (Nov 10, 2018) Staley, Evan, vs West Virginia (Nov 17, 2018) McCann, Tucker, vs Missouri (Dec 31, 2018) Staley, Evan, vs West Virginia (Nov 17, 2018)
Long Field Goal	43	Brendan Withrow, vs Missouri State (Aug 30, 2018)
Punts	10	Waitman, Corliss, vs South Alabama (Sep 08, 2018) Fatony, Corey, vs Missouri (Dec 31, 2018) Fatony, Corey, vs Missouri (Dec 31, 2018)
Punting Avg	52.0	Dunn, Corey, vs Iowa State (Oct 06, 2018)
Long Punt	69	Lamb, CeeDee, at Oklahoma (Nov 10, 2018)
Punts inside 20	4	Minter, Tra, vs South Alabama (Sep 08, 2018)
Long Punt Return	65	Johnston, Clay, at Baylor (Nov 03, 2018)
Long Kickoff Return	36	Fisher, Strling, vs South Alabama (Sep 08, 2018)
Tackles	17	FRAZIER, Jabil, vs Boise State (Sep 15, 2018)
Sacks	2.0	Brooks, Jordyn, vs Texas Tech (Sep 22, 2018) Gary Johnson, vs Texas (Oct 27, 2018)
Tackles For Loss	2.5	Charlie Omenihu, vs Texas (Oct 27, 2018)
Interceptions	2	Shelley, Duke, at Kansas State (Oct 13, 2018) Hilton, Cam, vs Missouri (Dec 31, 2018)

Opponent Team Game Highs

Rushes	55	at Kansas State (Oct 13, 2018)
Yards Rushing	353	at Oklahoma (Nov 10, 2018)
Yards Per Rush	7.5	at Oklahoma (Nov 10, 2018)
TD Rushes	5	at Oklahoma (Nov 10, 2018)
Pass attempts	56	vs Boise State (Sep 15, 2018)
Pass completions	39	vs Boise State (Sep 15, 2018)
Yards Passing	397	vs Texas Tech (Sep 22, 2018)
Yards Per Pass	13.0	vs Iowa State (Oct 06, 2018)
TD Passes	4	vs Iowa State (Oct 06, 2018)
Total Plays	92	vs Texas Tech (Sep 22, 2018)
Total Offense	702	at Oklahoma (Nov 10, 2018)
Yards Per Play	9.1	at Oklahoma (Nov 10, 2018)
Points	48	vs Iowa State (Oct 06, 2018) at Oklahoma (Nov 10, 2018)
Sacks By	7	vs Iowa State (Oct 06, 2018)
First Downs	35	vs Texas Tech (Sep 22, 2018)
Penalties	12	vs South Alabama (Sep 08, 2018)
Penalty Yards	86	vs Texas (Oct 27, 2018)
Turnovers	2	vs Missouri State (Aug 30, 2018) vs Texas Tech (Sep 22, 2018) vs Iowa State (Oct 06, 2018)
Interceptions By	2	vs South Alabama (Sep 08, 2018) at Kansas State (Oct 13, 2018) vs West Virginia (Nov 17, 2018) vs Missouri (Dec 31, 2018)
Punts	10	vs Missouri State (Aug 30, 2018) vs South Alabama (Sep 08, 2018)
Punting Avg	52.0	vs Missouri (Dec 31, 2018)
Long Punt	69	vs Missouri (Dec 31, 2018)
Punts inside 20	4	vs Iowa State (Oct 06, 2018)
Long Punt Return	65	at Oklahoma (Nov 10, 2018)



Oklahoma State Statistics

Game-by-Game Player Participation

Name	GP/GS	MSU	USA	BSU	TTU	KU	ISU	KS	UT	BU	OU	WVU	TCU	MU
41 Abbott, Britton	13/1	XXX	START	XXX	XXX	XXX	XXX	XXX	XXX	XXX	XXX	XXX	XXX	XXX
10 Alexander, T.	13/-	XXX	XXX	XXX	XXX	XXX	XXX	XXX	XXX	XXX	XXX	XXX	XXX	XXX
49 Ammendola, Matt	13/-	XXX	XXX	XXX	XXX	XXX	XXX	XXX	XXX	XXX	XXX	XXX	XXX	XXX
1D Balous, Bryce	13/-	XXX	XXX	XXX	XXX	XXX	XXX	XXX	XXX	XXX	XXX	XXX	XXX	XXX
24 Bernard,Jarrick	13/9	XXX	XXX	XXX	XXX	START	START	START	START	START	START	START	START	START
36 Boles, Rhett	2/-	XXX	XXX
94 Brailford, J.	13/13	START	START	START	START	START	START	START	START	START	START	START	START	START
78 Bray, Bryce	1/-	XXX
21 Brown, Bryce	3/-	XXX	XXX	XXX
6 Brown, Dru	1/-	XXX
7 Brown, LD	10/-	XXX	XXX	XXX	XXX	XXX	XXX	XXX	XXX	XXX	XXX
1X Bundage, Calvin	11/11	START	START	START	START	...	START	START	START	START	START	START	START	...
6X Cardwell, J.	1/-	XXX
87 Carter, Logan	13/2	XXX	XXX	XXX	XXX	XXX	XXX	XXX	XXX	XXX	XXX	START	XXX	START
99 Carter, Trey	13/13	START	START	START	START	START	START	START	START	START	START	START	START	START
14 Cornelius, T.	13/13	START	START	START	START	START	START	START	START	START	START	START	START	START
79 Daniels,Darrion	4/4	START	START	START	START
3 Edison-McGruder	13/12	START	START	START	START	START	START	START	START	XXX	START	START	START	START
98 Evers, Brendon	13/-	XXX	XXX	XXX	XXX	XXX	XXX	XXX	XXX	XXX	XXX	XXX	XXX	XXX
47 Ferguson, Tyler	3/-	XXX	XXX	XXX
42 Finefeuiaki, S.	13/-	XXX	XXX	XXX	XXX	XXX	XXX	XXX	XXX	XXX	XXX	XXX	XXX	XXX
15 Flanagan, Sean	1/-	XXX
83 Frausto, Korie	2/-	XXX	XXX
76 Galloway, Dylan	9/5	XXX	XXX	XXX	XXX	START	START	START	START	START
3B Givens, Malik	13/-	XXX	XXX	XXX	XXX	XXX	XXX	XXX	XXX	XXX	XXX	XXX	XXX	XXX
86 Grant, Triston	2/-	XXX	XXX
4 Green, A.J.	13/13	START	START	START	START	START	START	START	START	START	START	START	START	START
18 Green, Z.	12/-	XXX	XXX	XXX	XXX	XXX	XXX	XXX	XXX	XXX	...	XXX	XXX	XXX
81 Greenwood, LC	3/-	...	XXX	XXX	...	XXX
51 Hambright, A.	6/5	START	START	START	START	START	XXX
16 Harper, Devin	13/1	XXX	XXX	XXX	XXX	START	XXX	XXX	XXX	XXX	XXX	XXX	XXX	XXX
3C Haymaker, Ryan	2/-	XXX	XXX
33 Henry, Kevin	10/1	XXX	XXX	XXX	XXX	XXX	...	XXX	XXX	XXX	XXX	START
61 Hill, Grant	2/-	XXX	XXX
5 Hill, Justice	10/10	START	START	START	START	START	START	START	START	START	START	START	START	START
59 Hockett, Matt	13/-	XXX	XXX	XXX	XXX	XXX	XXX	XXX	XXX	XXX	XXX	XXX	XXX	XXX
30 Hubbard, Chuba	13/4	XXX	XXX	XXX	XXX	XXX	XXX	XXX	XXX	XXX	START	START	START	START
73 Jenkins, Teven	13/13	START	START	START	START	START	START	START	START	START	START	START	START	START
2H Jeter, Jahmyl	1/-	XXX
8X Johnson,Braydon	11/-	XXX	XXX	XXX	XXX	XXX	XXX	XXX	XXX	XXX	...	XXX	XXX	XXX
13 Johnson, Tyron	13/13	START	START	START	START	START	START	START	START	START	START	START	START	START
74 Joubert, Larry	6/-	XXX	XXX	XXX	...	XXX	...	XXX	XXX
22 Karim, Taoheed	2/-	XXX	XXX
71 Kegel, Matt	12/-	XXX	XXX	XXX	XXX	XXX	XXX	XXX	XXX	XXX	XXX	...	XXX	XXX
75 Keyes, Marcus	13/11	XXX	XXX	START	START	START	START	START	START	START	START	START	START	START
27 King, J.D.	10/2	XXX	XXX	XXX	START	XXX	XXX	XXX	START	XXX	XXX
2G Lemons, Gabe	1/-	XXX
48 Martin, Adam	1/-	XXX
40 Martin, Brock	13/-	XXX	XXX	XXX	XXX	XXX	XXX	XXX	XXX	XXX	XXX	XXX	XXX	XXX
2X McCalister, T.	12/-	...	XXX	XXX	XXX	XXX	XXX	XXX	XXX	XXX	XXX	XXX	XXX	XXX
1 McCleskey,Jalen	4/3	START	START	START	XXX	XXX	XXX	XXX	XXX	XXX	XXX	XXX	XXX	XXX
39 McClure, Jake	13/-	XXX	XXX	XXX	XXX	XXX	XXX	XXX	XXX	XXX	XXX	XXX	XXX	XXX
65 McClurg, Matt	1/-	XXX
32 McCune, Kris	1/-	XXX
84 Metcalf, Dayton	5/-	XXX	XXX	XXX	XXX	XXX
35 Moore, C.J.	1/-	XXX
92 Murray, Cameron	13/-	XXX	XXX	XXX	XXX	XXX	XXX	XXX	XXX	XXX	XXX	XXX	XXX	XXX
28 Mwaniki, Thabo	7/4	START	START	START	START	XXX	XXX	XXX
68 Noel, Deionte	7/1	XXX	XXX	XXX	XXX	XXX	XXX	START
8F Odom, Baron	1/-	XXX
11 Ogbongbemiga,A.	13/-	XXX	XXX	XXX	XXX	XXX	XXX	XXX	XXX	XXX	XXX	XXX	XXX	XXX
93 Owens, Jarrell	13/12	START	START	START	START	START	START	START	START	START	START	START	START	START
31 Peel, Kolby	13/4	XXX	XXX	XXX	XXX	START	START	START	START	START	START	START	START	START
19 Phillips,Justin	13/13	START	START	START	START	START	START	START	START	START	START	START	START	START
38 Redwine-Bryant	13/-	XXX	XXX	XXX	XXX	XXX	XXX	XXX	XXX	XXX	XXX	XXX	XXX	XXX
57 Reed, Walker	10/-	XXX	XXX	XXX	XXX	XXX	XXX	XXX	...	XXX	XXX	XXX
67 Richards, Shane	9/5	START	START	XXX	XXX	XXX	START	START	START	XXX
20 Rodriguez, M.	13/10	START	START	START	START	XXX	XXX	XXX	START	START	START	START	START	START
50 Schneider, Ry	5/1	XXX	XXX	XXX	START	START	XXX
91 Scott, Mike	12/-	XXX	XXX	XXX	XXX	XXX	XXX	XXX	XXX	...	XXX	XXX	XXX	XXX
1E Shepherd, J.	1/-	XXX
29 Sinor, Zach	7/-	XXX	XXX	XXX	XXX	XXX	XXX	XXX
5X Siverand, Kemah	13/-	XXX	XXX	XXX	XXX	XXX	XXX	XXX	XXX	XXX	XXX	XXX	XXX	XXX
5F Smith, Enoch	13/9	XXX	XXX	XXX	XXX	START	START	START	START	START	START	START	START	START
23 Sterling, Tre	13/-	XXX	XXX	XXX	XXX	XXX	XXX	XXX	XXX	XXX	XXX	XXX	XXX	XXX
17 Stoner, Dillon	12/7	XXX	XXX	START	XXX	...	XXX	START	START	START	START	XXX	START	START
25 Taylor, Jason	3/-	XXX	XXX	XXX
63 Walkingstick,S.	13/-	XXX	XXX	XXX	XXX	XXX	XXX	XXX	XXX	XXX	XXX	XXX	XXX	XXX
4X Wallace, Tracin	2/-	...	XXX
2 Wallace, Tylan	13/13	START	START	START	START	START	START	START	START	START	START	START	START	START
82 Walterscheid,C.	13/1	XXX	XXX	XXX	XXX	XXX	XXX	XXX	XXX	XXX	XXX	START	XXX	XXX
12 Williams,Kanion	4/-	XXX	XXX	XXX	XXX
56 Williams, Larry	12/12	START	START	START	START	START	START	START	START	START	START	START	START	START
8 Williams, R.	13/13	START	START	START	START	START	START	START	START	START	START	START	START	START
60 Williams,Tyrese	1/-	XXX
58 Wilson, Brett	2/-	XXX	XXX
72 Wilson, Johnny	12/12	START	START	START	START	START	START	START	START	START	START	START	START	START
88 Wolf, Landon	13/3	XXX	XXX	XXX	XXX	START	START	START	XXX	XXX	XXX	XXX	START	XXX
89 Woods, Jelani	11/7	START	XXX	XXX	START	START	START	START	XXX	START	XXX	START
1A Wudtee, Keondre	2/-	XXX	XXX