





# 2019 COWBOY BASEBALL ROSTER

## NUMERICAL ROSTER

No.	Name	Pos.	B/T	Ht.	Wt.	Class	Hometown (High School/Previous School)
1	Hueston Morrill	INF/RHP	R/R	5-10	156	Fr.	Live Oak, Fla. (Suwannee HS)
2	Christian Funk	1B/3B	L/R	6-1	199	Sr.	Fresno, Calif. (Fresno City CC/Clovis West HS)
3	Jake Taylor	C/1B	R/R	6-0	205	So.	Shawnee, Okla. (Shawnee HS)
4	Andrew Navigato	INF	R/R	5-11	188	Jr.	Riverside, Calif. (Cuesta CC/Riverside Poly HS)
5	Ben Leeper	RHP	R/R	6-0	194	Jr.	Southlake, Texas (Southlake Carroll HS)
6	Parker Scott	LHP	L/L	6-1	175	So.	Flower Mound, Texas (Flower Mound HS)
7	Max Hewitt	INF	L/R	6-0	182	Jr.	Midhurst, Ontario, Canada (Connors State JC/Eastview SS)
8	Bryce Carter	C	L/R	6-1	221	Sr.	Tulsa, Okla. (Stanford/Cascia Hall HS)
12	Carson McCusker	OF	R/R	6-8	221	Jr.	Sparks, Nev. (Folsom Lake CC/Spanish Springs HS)
13	Dayton Provost	INF	L/R	6-2	205	Jr.	Newhall, Calif. (Ventura JC/UCLA/Hart HS)
14	Noah Sifrit	LHP/OF	L/L	6-0	200	So.	Lubbock, Texas (Coronado HS)
15	Cade Cabbiness	OF	L/R	6-4	223	Jr.	Bixby, Okla. (Bixby HS)
16	Ryan Gendron	INF	R/R	6-4	201	Fr.	Tulsa, Okla. (Bishop Kelley HS)
17	Cross Factor	INF	L/R	6-0	183	So.	Yukon, Okla. (Cowley County CC/Yukon HS)
18	Dylan Gardner	INF	L/R	5-8	165	So.	Stillwater, Okla. (Stillwater HS)
22	Mitchell Stone	LHP	L/L	6-9	255	RS-Fr.	Edmond, Okla. (Deer Creek HS)
24	Colin Simpson	C/OF	L/R	5-9	228	Sr.	Edmond, Okla. (Memorial HS)
25	Tanner Sparks	RHP/INF	R/R	6-0	179	RS-Fr.	Shawnee, Okla. (Shawnee OK)
26	Tyler Polk	RHP	R/R	5-11	201	Fr.	Duncan, Okla. (Duncan HS)
27	Brady Basso	LHP	R/L	6-2	213	Jr.	Pearland, Texas (Pearland HS)
28	Roman Phansalkar	RHP	R/R	6-1	183	RS-Fr.	Edmond, Okla. (Arizona/Heritage Hall HS)
30	John Kelly	RHP	R/R	5-11	173	Fr.	Rutherford, N.J. (Rutherford HS)
31	Jacob Ruder	RHP	R/R	6-6	218	Jr.	Nixa, Mo. (Cowley County CC/Kansas State/Nixa HS)
33	Trevor Boone	OF	R/R	6-2	210	Jr.	Tulsa, Okla. (Memorial HS)
34	Jensen Elliott	RHP	R/R	6-6	231	Jr.	Coppell, Texas (Coppell HS)
35	C.J. Varela	RHP	R/R	5-10	168	Jr.	Katy, Texas (Seven Lakes HS)
36	Josh Spiegel	C	R/R	6-2	202	Fr.	Jeannette, Pa. (Penn Trafford HS)
37	Riley Taylor	RHP	R/R	6-3	222	Fr.	Haslet, Texas (V.R. Eaton HS)
38	Kaden Krowka	LHP	L/L	6-1	183	Fr.	Rockwall, Texas (Rockwall-Heath HS)
39	Brayden Belden	LHP	L/L	6-1	209	Jr.	Chickasha, Okla. (Seminole State JC/Chickasha HS)
42	Alix Garcia	INF	R/R	6-2	228	Jr.	Othello, Wash. (Central Arizona CC/Othello HS)
44	Nate Peterson	LHP	L/L	5-10	191	Fr.	Lakeville, Minn. (Lakeville North HS)
45	Logan Gragg	RHP	R/R	6-5	199	Jr.	Prairie Grove, Ark. (Connors State JC/Prairie Grove HS)
46	Joe Lienhard	RHP	R/R	6-5	235	Sr.	Wichita, Kan. (Kapaun Mt. Carmel HS)
47	Adam Becker	INF	R/R	6-4	220	Fr.	Midland, Texas (Lee HS)
48	Brett Standlee	RHP	R/R	6-4	232	RS-Fr.	Jenks, Okla. (Jenks HS)
49	Ryan Van Leeuwen	LHP	L/L	6-2	215	Sr.	Keller, Texas (Weatherford JC/UT Arlington/ Timber Creek HS)
50	Jake Lyons	RHP	R/R	6-5	282	Jr.	Irving, Texas (Weatherford JC/MacArthur HS)
52	Jake Northern	INF	R/R	5-10	207	Jr.	Coweta, Okla. (Connors State JC/Coweta HS)
53	Chase Burgess	RHP	R/R	6-1	173	Jr.	Jenks, Okla. (Northeastern Oklahoma A&M/Jenks HS)
55	Peyton Battenfield	RHP	R/R	6-4	224	Jr.	Claremore, Okla. (Verdigris HS)

## COACHES

9	Josh Holliday – Head Coach (Seventh Season)
10	Rob Walton – Assistant Coach (Seventh Season)
51	James Vilade – Assistant Coach (Fourth Season)
43	Victor Romero – Volunteer Assistant Coach (First Season)
	Reid Barnett – Director of Player Development (First Season)
	Chris Sobonya – Strength & Conditioning/Sports Performance (First Season)
	Conor Marshall & Cody Semler – Graduate Managers

## PRONUNCIATION GUIDE

Hueston Morrill	hue-ston more-ul
Krowka	crow-cuh
Lienhard	lin-hard
Ruder	rew-der
Sifrit	sigh-frit
Spiegel	spee-gull
Van Leeuwen	van lew-in
Vilade	rhymes with made

## ROSTER BREAKDOWN

### BY CLASS

**Seniors (5):** Carter, Funk, Lienhard, Simpson, Van Leeuwen  
**Juniors (18):** Basso, Battenfield, Belden, Boone, Burgess, Cabbiness, Elliott, Garcia, Gragg, Hewitt, Leeper, Lyons, McCusker, Navigato, Northern, Provost, Ruder, Varela  
**Sophomores (5):** Factor, Gardner, Scott, Sifrit, J. Taylor  
**Redshirt Freshmen (4):** Phansalkar, Sparks, Standlee, Stone  
**Freshmen (9):** Becker, Gendron, Kelly, Krowka, Morrill, Peterson, Polk, Spiegel, R. Taylor

### BY STATE


**Oklahoma (17):** Battenfield, Belden, Boone, Burgess, Cabbiness, Carter, Factor, Gardner, Gendron, Northern,

ALPHABETICAL ROSTER		
No.	Name	Pos.
27	Basso, Brady	LHP
55	Battenfield, Peyton	RHP
47	Becker, Adam	INF
39	Belden, Brayden	LHP
33	Boone, Trevor	OF
53	Burgess, Chase	RHP
15	Cabbiness, Cade	OF
8	Carter, Bryce	C
34	Elliott, Jensen	RHP
17	Factor, Cross	INF
47	Funk, Christian	1B/3B
42	Garcia, Alix	INF
18	Gardner, Dylan	INF
16	Gendron, Ryan	INF
45	Gragg, Logan	RHP
7	Hewitt, Max	INF
30	Kelly, John	RHP
38	Krowka, Kaden	LHP
5	Leeper, Ben	RHP
46	Lienhard, Joe	RHP
50	Lyons, Jake	RHP
12	McCusker, Carson	OF
1	Morrill, Hueston	INF/RHP
4	Navigato, Andrew	INF
52	Northern, Jake	INF
44	Peterson, Nate	LHP
28	Phansalkar, Roman	RHP
26	Polk, Tyler	RHP
13	Provost, Dayton	INF
31	Ruder, Jacob	RHP
6	Scott, Parker	LHP
14	Sifrit, Noah	LHP/OF
24	Simpson, Colin	C/OF
25	Sparks, Tanner	RHP/INF
36	Spiegel, Josh	C
48	Standlee, Brett	RHP
22	Stone, Mitchell	LHP
3	Taylor, Jake	C/1B
37	Taylor, Riley	RHP
49	Van Leeuwen, Ryan	LHP
35	Varela, C.J.	RHP

Phansalkar, Polk, Simpson, Sparks, Standlee, Stone, J. Taylor  
**Texas (11):** Basso, Becker, Elliott, Krowka, Leeper, Lyons, Scott, Sifrit, R. Taylor, Van Leeuwen, Varela  
**California (3):** Funk, Navigato, Provost  
**Arkansas (1):** Gragg  
**Canada (1):** Hewitt  
**Florida (1):** Morrill  
**Kansas (1):** Lienhard  
**Minnesota (1):** Peterson  
**Missouri (1):** Ruder  
**Nevada (1):** McCusker  
**New Jersey (1):** Kelly  
**Pennsylvania (1):** Spiegel  
**Washington (1):** Garcia



## PLAYER RADIO/TV CHART



**1**

**Houston Morrill**

INF/RHP • R/R • 5-10, 156  
Fr. • Live Oak, Fla.



**2**

**Christian Funk**


1B/3B • L/R • 6-1, 199  
Sr. • Fresno, Calif.



**3**

**Jake Taylor**


C/1B • R/R • 6-0, 205  
So. • Shawnee, Okla.



**4**

**Andrew Navigato**

INF • R/R • 5-11, 188  
Jr. • Riverside, Calif.



**5**

**Ben Leeper**

RHP • 6-0, 194  
Jr. • Southlake, Texas



**6**

**Parker Scott**

LHP • 6-1, 175  
So. • Flower Mound, Texas



**7**

**Max Hewitt**


INF • L/R • 6-0, 182  
Jr. • Midhurst, Ontario, Canada



**8**

**Bryce Carter**

C • L/R • 6-1, 221  
Sr. • Tulsa, Okla.



**12**

**Carson McGusker**


OF • R/R • 6-8, 221  
Jr. • Sparks, Nev.



**13**

**Dayton Provost**

INF • L/R • 6-2, 205  
Jr. • Newhall, Calif.



**14**

**Noah Sifrit**


LHP/OF • L/L • 6-0, 200  
So. • Lubbock, Texas



**15**

**Cade Gabbiness**


OF • L/R • 6-4, 223  
Jr. • Bixby, Okla.



**16**

**Ryan Gendron**

INF • R/R • 6-4, 201  
Fr. • Tulsa, Okla.



**17**

**Gross Factor**

INF • L/R • 6-0, 183  
So. • Yukon, Okla.



**18**

**Dylan Gardner**


INF • L/R • 5-8, 165  
So. • Stillwater, Okla.



**22**

**Mitchell Stone**

LHP • 6-9, 255  
RS-Fr. • Edmond, Okla.



**24**

**Colin Simpson**


C/OF • L/R • 5-9, 228  
Sr. • Edmond, Okla.



**25**

**Tanner Sparks**

RHP/INF • R/R • 6-0, 179  
RS-Fr. • Shawnee, Okla.



**26**

**Tyler Polk**


RHP • 5-11, 201  
Fr. • Duncan, Okla.



**27**

**Brady Basso**


LHP • 6-2, 213  
Jr. • Pearland, Texas



**30**

**John Kelly**

RHP • 5-11, 173  
Fr. • Rutherford, N.J.



**31**

**Jacob Ruder**

RHP • 6-6, 218  
Jr. • Nixa, Mo.



**33**

**Trevor Boone**


OF • R/R • 6-2, 210  
Jr. • Tulsa, Okla.



**34**

**Jensen Elliott**

RHP • 6-6, 231  
Jr. • Coppell, Texas



**35**

**C.J. Varela**

RHP • 5-10, 168  
Jr. • Katy, Texas



**36**

**Josh Spiegel**

C • 6-2, 202  
Fr. • Jeannette, Pa.



**37**

**Riley Taylor**


RHP • 6-3, 222  
Fr. • Haslet, Texas



**38**

**Kaden Krowka**


LHP • 6-1, 183  
Fr. • Rockwall, Texas



**39**

**Brayden Belden**

LHP • 6-1, 209  
Jr. • Chickasha, Okla.



**42**

**Alix Garcia**

INF • R/R • 6-2, 228  
Jr. • Othello, Wash.



**44**

**Nate Peterson**


LHP • 5-10, 191  
Fr. • Lakeville, Minn.



**45**

**Logan Gragg**

RHP • 6-5, 199  
Jr. • Prairie Grove, Ark.



**46**

**Joe Lienhard**

RHP • 6-5, 235  
Sr. • Wichita, Kan.



**47**

**Adam Becker**


INF • R/R • 6-4, 220  
Fr. • Midland, Texas



**48**

**Brett Standlee**


RHP • 6-4, 232  
RS-Fr. • Jenks, Okla.



**49**

**Ryan Van Leeuwen**


LHP • 6-2, 215  
Sr. • Keller, Texas



**50**

**Jake Lyons**


RHP • 6-5, 282  
Jr. • Irving, Texas



**52**

**Jake Northern**

INF • R/R • 5-10, 207  
Jr. • Coweta, Okla.



**53**

**Chase Burgess**

RHP • 6-1, 173  
Jr. • Jenks, Okla.



**55**

**Peyton Battenfield**

RHP • 6-4, 224  
Jr. • Claremore, Okla.



GAME NOTES



2019 BIG 12 CONFERENCE STANDINGS

	Big 12		Overall	
	W	L	W	L
Oklahoma State	10	5	25	13
Baylor	9	5	26	12
Texas Tech	8	7	25	13
West Virginia	8	7	24	14
Oklahoma	6	6	27	14
TCU	6	6	23	15
Kansas State	5	7	19	22
Texas	5	9	24	18
Kansas	5	10	20	18

This Week's Big 12 Schedule

Tuesday	
Oklahoma at Wichita State	6 p.m.
Texas at Texas State	6 p.m.
Penn State at West Virginia	6 p.m.
Dallas Baptist at TCU	6:30 p.m.
New Mexico at Texas Tech	6:30 p.m.
Stephen F. Austin at Baylor	6:35 p.m.
Kansas State at Omaha	6:35 p.m.
Wednesday	
New Mexico at Texas Tech	2 p.m.
Creighton at Kansas	6 p.m.
Friday	
Kansas at Furman	5 p.m.
Oklahoma at Kansas State	6 p.m.
Baylor at TCU	6:30 p.m.
West Virginia at Texas	6:30 p.m.
Saturday	
West Virginia at Texas	2:30 p.m.
Kansas at Furman	3 p.m.
Baylor at TCU	3 p.m.
Oklahoma at Kansas State	4 p.m.
Sunday	
Kansas at Furman	11 a.m.
West Virginia at Texas	Noon
Oklahoma at Kansas State	1 p.m.
Baylor at TCU	1 p.m.

...

2019 Big 12 Preseason Coaches Poll

- |                   |                  |
|-------------------|------------------|
| 1. Texas Tech (6) | 6. West Virginia |
| 2. Baylor (2)     | 7. Oklahoma      |
| 3. TCU (1)        | 8. Kansas        |
| 4. Texas          | 9. Kansas State  |
| 5. Oklahoma State |                  |

...

Awards & Watch Lists

Colin Simpson	• Preseason All-American (Collegiate Baseball)
	• Preseason All-Big 12
Christian Funk	• Big 12 Player of Week, 4-15
Trevor Boone	• Big 12 Player of Week, 4-22

About Oklahoma State

- Oklahoma State is 25-13 overall and sits atop the Big 12 Conference standings with a 10-5 league mark. The Cowboys' current four-game winning streak is tied for their longest of the season.
- The Cowboys are coming off a 31-26-1 season in 2018 in which they earned a sixth consecutive NCAA Regional berth. OSU advanced to the finals of the NCAA DeLand Regional where they lost to host Stetson.
- OSU finished second in the Big 12 Conference standings in 2018 with a 16-8 mark, one game back of league champion Texas. It marked the fifth time in the last six seasons the Cowboys earned a top-two league finish.
- OSU had 11 players earn All-Big 12 status a year ago, led by 2018 Big 12 Newcomer of the Year Matt Kroon and All-Big 12 First Team starting pitcher Carson Teel. Seven of those all-conference Cowboys return in 2019.
- Four Cowboys position players who started at least 35 games last season return in 2019 — catcher/outfielder Colin Simpson, outfielder Trevor Boone, first/third baseman Christian Funk and outfielder Carson McCusker.
- The 2019 season marks OSU's seventh under head coach Josh Holliday, who is 256-145-1 at his alma mater.

About Oral Roberts

- Oral Roberts is 19-18 and has won four of its last five games.
- Led by junior Spencer Henson (.347, 10 HR, 32 RBIs), the Golden Eagles own a .271 team batting average and are averaging 6.2 runs per game.
- ORU's pitching staff sports a 5.17 ERA and has recorded 308 strikeouts in 325.1 innings.
- Ryan Folmar is in his seventh season as ORU's head coach and owns a 234-149 career record. Folmar was a four-year letterwinner at Oklahoma State as a catcher from 1994-97.

Cowboys vs. Golden Eagles

Oklahoma State is 35-38 all time in the series against Oral Roberts, including a 3-10 mark under Josh Holliday.

Last 10 Meetings

2018 - ORU 6, OSU 5 (Tulsa); ORU 10, OSU 5 (Stillwater)

2017 - OSU 7, ORU 6 (11 inn./Stillwater); ORU 4, OSU 1 (Tulsa); ORU 11, OSU 7 (Tulsa);

ORU 14, OSU 6 (NCAA Fayetteville Regional)

2016 - ORU 4, OSU 0 (Stillwater); ORU 3, OSU 1 (Tulsa)

2015 - ORU 4, OSU 2 (Tulsa); ORU 15, OSU 5 (Stillwater)

In The Polls

OSU moved back into the national rankings this week, marking its fifth week in the polls in 2019. The Cowboys are ranked as high as 16th by *Collegiate Baseball* and are also No. 22 by *Baseball America* and *D1Baseball.com* and No. 23 in the Perfect Game and *USA Today* polls.

From March 4, 2013 to April 3, 2017, OSU was ranked in at least one national poll, a streak of 77 consecutive weeks. During that time, the Cowboys spent 18 weeks in the Top 10 and were ranked as high as No. 3 (by the NCBWA in 2014). They have finished in the top 10 in the final national polls twice in the last five seasons — 10th in 2014 and fourth in 2016.

High Five

OSU entered the 2019 season as the fifth-winningest team in NCAA history in terms of winning percentage at .661.

Team	Seasons	Wins	Losses	Ties	Pct.
1. Texas	122	3,485	1,306	31	.726
2. Florida State	71	2,882	1,085	11	.726
3. Miami (Fla.)	74	2,595	1,084	18	.704
4. Arizona State	107	2,859	1,445	8	.664
5. Oklahoma State	107	2,617	1,341	4	.661

2,600 Club

Oklahoma State began 2019 as one of only 19 programs in Division I history to reach 2,600 victories, beginning the year with 2,617 all-time wins to rank 15th all time. Of those 19 teams with 2,600 wins, only Florida State (71) has played fewer seasons than OSU's 107.

Omaha

The Cowboys' coaching staff is no stranger to the College World Series, with Josh Holliday and Rob Walton combining for 11 CWS appearances as either a player or coach.

Prior to leading his alma mater to Omaha in 2016, Holliday previously played on a pair of CWS teams at OSU (1996 & 1999) and coached in the CWS as an assistant at Georgia Tech (2006), Arizona State (2009) and Vanderbilt (2011).

Holliday is one of only 17 people to reach the College World Series as both a player and head coach.

Walton spent four seasons as a pitcher at OSU from 1983-86, and each of those teams appeared in the CWS.

HOFFers

Oklahoma State's coaching staff includes three hall of famers. Josh Holliday was inducted into the Cowboy Baseball Hall of Fame in 2003, while Rob Walton joined him in 2018; James Vilade is a member of the University of Dallas Athletics Hall of Fame Class of 2011.

Holliday's playing days for the Cowboys saw him hit .311 with 53 homers and 237 RBIs in 256 games, while Walton was 20-4 with a 3.74 ERA and 10 complete games in 54 appearances.

Vilade spent four seasons as the head coach at UD and compiled a 118-52 record.



## GAME NOTES



### JOSH HOLLIDAY

Head Coach,  
Seventh Season

Josh Holliday returned home to Stillwater in 2012 poised to lead the Oklahoma State baseball program back to national prominence, and he has done just that over the last six years.

Holliday took over OSU baseball on June 8, 2012, when he was named the 15th head coach in program history. The Oklahoma State alumnus and native of Stillwater had served the previous three seasons as an assistant coach at Vanderbilt and established himself as one of the nation's top assistant coaches over a span of just over a decade.

Holliday's hire has paid huge and immediate dividends as he has led the OSU program back to national prominence in his first six seasons at the helm.

Since taking over the reins, Holliday has guided the Cowboys to six-straight NCAA Tournament appearances, a pair of Big 12 Conference championships, including the program's first-ever regular season title, two NCAA Super Regional berths and a return to the College World Series for the first time since his playing days in 1999. During Holliday's tenure, OSU has won 231 games, the second-highest win total among Big 12 teams during that span, and has finished first or second in the conference standings five times. Holliday began laying a foundation for success immediately and that culminated with the Cowboys returning to Omaha and the College World Series in 2016.

OSU's impressive '16 run saw the Pokes make their 20th College World Series appearance, and Holliday became one of only 17 people in NCAA history to reach the CWS as both a player and head coach after playing for OSU teams in 1996 and 1999 that advanced to Omaha.

Holliday, who was named the 2016 ABCA/Diamond Midwest Regional Coach of the Year, guided OSU to a 43-22 overall record, and the Cowboys finished the season ranked No. 4 in the final national polls.

Holliday is the first former OSU player to serve as the program's head coach. A four-year letterwinner for the Cowboys from 1996-99, Holliday was a starter on Cowboy teams that made four NCAA Tournament appearances and reached the College World Series in 1996 and 1999.

During a career that spanned 256 games, which ranks second all time at OSU, Holliday compiled a career .311 batting average to go along with 53 home runs, 62 doubles and 237 RBIs. He was inducted into the OSU Baseball Hall of Fame in 2003.

Holliday was a three-time All-Big 12 performer, earning first-team honors in 1998 (at catcher) and 1999 (at third base). He was a second-team selection as a utility player in 1997 and was named the Big Eight Conference Freshman of the Year and a Freshman All-American in 1996.

Holliday was selected in the 1999 Major League Baseball Draft by Toronto in the ninth round and spent two years in the Blue Jays organization. Following his professional baseball career, Holliday returned to Stillwater and joined the OSU coaching staff, where he served as an assistant for three seasons. He was a student assistant in 2001 before joining the full-time staff the following year.

Holliday left Stillwater to continue his coaching career in 2004, and over an 11-year span, he served as an assistant coach at some of the nation's top baseball programs, serving stints on the staffs at North Carolina State, Georgia Tech, Arizona State and Vanderbilt. He coached on seven NCAA Tournament teams and three of those advanced to the College World Series (Georgia Tech in 2006, Arizona State in 2009 and Vanderbilt in 2011).

#### Holliday Year-By-Year At OSU

	<u>Overall</u>	<u>Big 12</u>
2013	41-19	13-10
2014	48-18	18-6
2015	38-20	14-8
2016	43-22	16-8
2017	30-27	8-14
2018	31-26-1	16-8
2019	25-13	10-5
<b>Totals</b>	<b>256-145-1 (.638)</b>	<b>95-59 (.617)</b>

#### THE JOSH HOLLIDAY FILE

- 1996-99: Played at Oklahoma State
- 1999-00: Played in Toronto Blue Jays organization
- 2001-03: Oklahoma State assistant coach
- 2004: North Carolina State assistant coach
- 2005-07: Georgia Tech assistant coach
- 2008-09: Arizona State assistant coach
- 2010-12: Vanderbilt assistant coach
- 2013-pres.: Oklahoma State head coach

#### Baseball In Their Blood

Baseball — and Oklahoma State — is a family affair for Josh Holliday.

Josh's father, Tom, served as an OSU assistant coach for 19 years then took over as the Cowboys' head coach from 1997-2003, leading the program to a College World Series appearance in 1999 (and coaching Josh in his final three college seasons). Tom spent four decades as a collegiate coach and was inducted into the OSU Cowboy Baseball Hall of Fame in 2016.

Josh's younger brother, Matt, is a Major League Baseball veteran who has been named to seven All-Star teams in his 15 career seasons.

Josh's uncle, Dave Holliday, was an OSU assistant coach from 1981-87 and has since held a variety of roles in Major League Baseball, including his current spot as a professional scout for the Atlanta Braves.

#### One More Season At Allie P.

The 2019 season marks the 39th and final season of OSU's historic ballpark, Allie P. Reynolds Stadium, with the Cowboys set to begin playing in the new O'Brate Stadium in 2020.

Allie P. has been home to Oklahoma State baseball since April 4, 1981, and in those 39 seasons, the Cowboys have established a decisive home-field advantage.

OSU is 933-247-1 (.790) all time at Reynolds Stadium and has lost more than two consecutive games on its home turf only 10 times (six in a row in 2007; five straight in 2017; four in a row in 2016 and 2018; three straight in 2010, 2012, 2013, 2014, 2017 and 2018).

The Cowboys are 17-7 on their home field in 2019.

#### Scheduling Rarity

For only the second time under Josh Holliday, OSU opened Big 12 Conference play at home in 2019 when the Cowboys hosted Kansas State. It marked just the third time since 2003 (2005 and 2013) that the Cowboys began league play at home, with 13 road trips to start conference action during that span.

Since the start of Big 12 Conference baseball in 1997, the Cowboys have opened league play on the road 17 times and just seven times in Stillwater.

#### Building A Winner

In the first six seasons as head coach at his alma mater, Josh Holliday built an impressive resume. Among the highlights:

- The Cowboys have earned six NCAA Regional berths, advanced to two Super Regionals and played in the College World Series for the first time since Holliday was a senior for the Cowboys in 1999.
- OSU has finished first or second in the Big 12 Conference standings in five of its six seasons under Holliday — first in 2014, second in 2013, 2015, 2016 and 2018.
- The Cowboys finished in the top 10 in the national rankings in 2014 (10th) and 2016 (4th) after ending the 2013 season ranked as high as No. 19. In 2015, they were ranked as high as 17th in the final polls
- In 2014, OSU won its first-ever Big 12 Conference regular season championship, and the 2017 club captured the second Big 12 Championship title in program history.
- OSU hosted NCAA Regionals in 2014 and 2015 and was the top-seeded team both times.
- Holliday has coached 53 All-Big 12 performers, six All-Americans, two Big 12 Pitcher of the Year honorees, a Big 12 Player of the Year and a Big 12 Newcomer of the Year.

#### Wherever We Go

A breakdown by venue of the Cowboys' record under Josh Holliday.

<u>Year</u>	<u>Home</u>	<u>Away</u>	<u>Neutral</u>
2013	24-7	9-7	8-5
2014	25-10	13-4	10-4
2015	19-8	9-9	10-3
2016	18-7	19-8	6-7
2017	16-14	6-10	8-3
2018	12-10-1	15-14	4-2
2019	17-7	7-6	1-0
<b>Totals</b>	<b>131-63-1 (.674)</b>	<b>78-58 (.574)</b>	<b>47-24 (.662)</b>

#### SOS & RPI

Oklahoma State's strength of schedule appears stout in 2019 as the Cowboys will face 10 NCAA Regional teams from a year ago, including defending national champion Oregon State. Eight of OSU's opponents were nationally ranked in the preseason polls — UCLA (3), Michigan (17), Missouri State (24), TCU (16), Texas (14), Texas Tech (3), Oregon State (2) and Baylor (12) — and four of those are still ranked, including current top-10 teams UCLA and Oregon State.

OSU is No. 21 in the latest official NCAA RPI; Oral Roberts is 203.

#### All-American Boys

The Cowboys have had a player earn first-team All-American status in four of the last five years. The streak began with pitcher Brendan McCurry (2014), who was followed by pitchers Michael Freeman (2015) and Thomas Hatch (2016). Outfielder Garrett McCain extended the streak in 2017.

OSU has had 25 different players earn first-team All-America status in program history.



## GAME NOTES

### COWBOY BASEBALL BY THE NUMBERS

2,617/.661	OSU entered the 2019 season, the 108th in program history, with 2,617 wins & a .661 winning percentage
179	OSU's 179 All-Big 12 selections are the most of any program in conference history
118	OSU Cowboys have earned All-American honors 118 times in the program's history
100	Career home runs by Cowboy Pete Incaviglia, an NCAA record
61	OSU's record for wins in a season, set in 1984 & 1988
58	Consecutive game hitting streak for Robin Ventura in 1987, an NCAA record
48/143	Number of home runs & RBIs for Pete Incaviglia during the 1985 season, both NCAA records
46	Number of Cowboys to earn All-Big 12 First Team honors
44	NCAA Tournament berths for OSU, the fourth-highest total all time
32	Conference championships for the Cowboys (24 Big Eight, 5 Missouri Valley, 3 Big 12)
25	Cowboys have been named first-team All-American
24	Big Eight Conference championships, a record
20	College World Series appearances by OSU, which ranks sixth all time
18	Cowboys drafted in the first round of the Major League Baseball Draft
16	OSU won an NCAA record 16-straight Big Eight Conference championships from 1981-1996
15	Top 10 finishes in Baseball America final season polls (since 1981)
7	50 win seasons by the Cowboys
6	Berths in the College World Series championship game
4	Cowboys in the National College Baseball Hall of Fame – Robin Ventura, Pete Incaviglia, Gary Ward & Tom Borland
4	NCAA Super Regional appearances by the Cowboys – 1999, 2007, 2014, 2016
3	Cowboys named Big 12 Conference Pitcher of the Year – Thomas Hatch (2016), Michael Freeman (2014) & Andrew Heaney (2012)
2	Cowboy alumni who have been Major League Baseball managers – Robin Ventura (White Sox) & John Farrell (Red Sox)
2	Cowboys named Big 12 Conference Player of the Year – Zach Fish (2014) & Tyler Mach (2006)
1	National championship for OSU, which came in 1959
1	Golden Spikes Award winner – Robin Ventura in 1988

#### Close Calls

OSU is 65-39 in one-run games under Josh Holliday, and 68 of the Cowboys' 145 losses under Holliday have come by two runs or less.

Year	Record In 1-run Games
2013	10-7
2014	11-1
2015	5-5
2016	15-8
2017	8-11
2018	8-2
2019	8-5

#### Comeback Cowboys

Come-from-behind victories have been a trend for the Cowboys under Josh Holliday; OSU has overcome deficits to win 109 games in Holliday's seven seasons. The largest deficit OSU has overcome this season is six runs — the Cowboys trailed USC by a 6-0 margin after two inning on March 8 before coming back to win.

Year	Come-From-Behind Wins
2013	18
2014	28
2015	15
2016	9
2017	11
2018	15
2019	13

#### Armed & Dangerous

In its first six seasons under the direction of coach Rob Walton, OSU's pitching staff turned in impressive numbers. The Cowboys' success under Walton includes 20 All-Big 12 pitchers, two consensus first-team All-Americans, two Big 12 Pitcher of the Year winners and a first-round Major League Baseball Draft pick.

Here's just a sampling of how the Cowboys have performed under Walton, who was named the 2016 ABCA/Baseball America Assistant Coach of the Year:

- Four of OSU's pitching staffs under Walton recorded an ERA of 3.29 or lower.
- In 2016, the Cowboys led the Big 12 with 574 strikeouts, 10 shutouts and 21 saves, each totals that ranked as the second highest in a single season in school history.
- OSU's pitching staff led the Big 12 in ERA in conference-only games in 2014 (2.43) and 2015 (2.50).
- The Cowboys' 2.84 ERA in 2015 ranked eighth nationally and was the lowest by an OSU pitching staff since 1973.
- OSU recorded seven shutouts in 2013 and 2014 and had 10 in 2016, the second most in a single season in program history. Those totals also marked three of only six times in program history the Cowboys have tallied seven shutouts or more in a season; in the 26 seasons prior to 2013, OSU reached seven shutouts only once.
- Jason Hursh was a first-round pick in the 2013 MLB Draft, Brendan McCurry (2014) and Michael Freeman (2015) were first-team All-Americans and Freeman (2015) and Thomas Hatch (2016) were named Big 12 Pitcher of the Year.
- Freeman's 1.31 ERA ranked sixth in the NCAA in 2015 and was the fifth lowest in a single season in OSU history.
- McCurry set OSU records for single-season saves (19) and career saves (27).

#### Just Say No

OSU has seven players on its 2019 roster who have been Major League Baseball Draft picks.

Name	Year Drafted	Team	Round
Cade Cabbinness	2016	St. Louis	21st
Bryce Carter	2014	San Diego	40th
Jake Lyons	2017	San Diego	22nd
Carson McCusker	2017	Milwaukee	26th
Houston Morrill	2018	Los Angeles Angels	36th
Jacob Ruder	2015	Kansas City	37th
Jake Taylor	2017	Atlanta	25th

#### Go Pro

During Josh Holliday's tenure as head coach, Oklahoma State has had 37 players selected in the Major League Baseball Draft. Eleven of those Cowboys were picked in the top 10 rounds, including 2013 first-rounder Jason Hursh.

In 2016, OSU tied a program record with 11 MLB Draft picks. (The 2007 Cowboys also had 11 draftees). The 11 draft picks tied the Cowboys with Mississippi State for the third most of any Division I program in 2016 behind only Texas A&M (13) and Southern California (12). Five of those went in the first 10 rounds, which marked the most top-10-round picks for OSU since five Pokes were taken in the top-10 rounds in 2008. Seven of the OSU players drafted were pitchers.

Year	OSU Draft Picks
2013	2
2014	5
2015	8
2016	11
2017	6
2018	5



GAME NOTES

**COWBOYS IN THE PROS**



<u>Name (Yrs. at OSU)</u>	<u>Team</u>
Koda Glover, RHP (2015)	Nationals
Andrew Heaney, LHP (2010-12)	Angels
Jordy Mercer, SS (2006-08)	Tigers



<u>Triple A</u>	
Tyler Lyons, LHP (2007-10)	Indianapolis (Pirates)
Brendan McCurry, RHP (2013-14)	Round Rock (Astros)
Jon Perrin, RHP (2012-15)	Omaha (Royals)

<u>Double A</u>	
Thomas Hatch, RHP (2014-15)	Tennessee (Cubs)
Jason Hursh, RHP (2011-13)	Mississippi (Braves)
Collin Theroux, C (2016)	Midland (Athletics)
Donnie Walton, INF (2013-16)	Arkansas (Mariners)
Garrett Williams, LHP (2014-16)	Richmond (Giants)

<u>Class A Advanced</u>	
Blake Battenfield, RHP (2014-17)	Winston-Salem (White Sox)
Garrett Bengel, INF (2016-17)	Salem (Red Sox)
Trey Cobb, RHP (2014-17)	St. Lucie (Mets)

<u>Class A</u>	
Jonathan Heasley, RHP (2017-18)	Lexington (Royals)
Matt Kroon, INF (2018)	Lakewood (Phillies)
Remy Reed, RHP (2015-16)	Greensboro (Marlins)
Carson Teel, LHP (2016-18)	Hagerstown (Nationals)

<u>Rookie League</u>	
Reza Aleaziz, RHP (2018)	Ogden (Dodgers)
Tyler Buffett, RHP (2014-17)	Billings (Reds)
Jon Littell, OF (2015-18)	Ogden (Dodgers)

**It Can Wait**

In four of the last five years, OSU has had players drafted by Major League Baseball choose to delay a professional career and return to Stillwater. In six of the seven cases, that player improved his draft status.

<u>Name</u>	<u>Year/Round Drafted &amp; Did Not Sign</u>	<u>Following Season Draft Round</u>
Jon Perrin	2014 - 33rd	27th
Donnie Walton	2015 - 23rd	5th
Conor Costello	2015 - 38th	32nd
Tyler Buffett	2016 - 7th	6th
Trey Cobb	2016 - 12th	8th
Dustin Williams	2016 - 36th	Not drafted
Carson Teel	2017 - 27th	16th

**Going, Going, Gone x 12**

OSU enjoyed a record-setting day in its series opener at Kansas as the Cowboys slugged a program single-game record 12 home runs, besting the record of 11 set in 1999 against Chicago State, en route to a 27-6 win.

Among the other feats from that game:

- The 12 homers tied OSU with Belmont for the fourth most in a single game in NCAA history. Georgia Southern owns the record with 14 against UT Martin in 2015.
- Christian Funk and Trevor Boone tied the OSU record for home runs in a game with three. The feat has now been accomplished 16 times by 13 different players in program history; Boone is also one of only three Cowboys to do it twice.
- Seven different Cowboys homered in the win, and OSU hit at least one homer in each of the final eight innings.
- OSU's 27 runs were its most ever in a Big 12 game, surpassing the 23 it scored against Kansas State on March 7, 1997. It also marked the most runs in a conference game for the Cowboys since they had 28 at Iowa State in a Big Eight Conference affair on April 16, 1995.
- The 27 runs were the most in a Big 12 game since Oklahoma had 29 against Kansas State during the 2009 season.

**Tank Smash**

Colin Simpson, aka "Tank," established himself as one of the Big 12's top sluggers over his sophomore and junior seasons in 2017-18, a span during which he smacked 29 home runs and collected 91 RBIs, and he entered his senior season on Preseason All-American and All-Big 12 lists.

Through 38 games in '19, Simpson leads the Cowboys with 38 RBIs, and he has eight home runs. Six of his eight homers have come in Big 12 play, and he leads the conference with 20 RBIs in conference games.

An All-Big 12 Second Team and ABCA/Rawlings All-Midwest Region performer last season, Simpson started all 58 games for the Cowboys and hit .280 with a career-high 18 home runs, a total that ranked 17th nationally. He also topped OSU in RBIs (51), total bases (130), walks (37) and slugging percentage (.578) and was second in hits (63), runs (48) and stolen bases (8).

Primarily a catcher, Simpson started 43 games behind the plate in 2018 but has gotten more time in left field this season with 12 starts; he started six games in left a year ago and also played the position in the Cape Cod League over the summer.

Simpson enjoyed a breakout sophomore season for the Cowboys in 2017, collecting honorable mention All-Big 12 honors and leading OSU with 11 home runs while ranking third in RBIs (40) and slugging percentage (.492).

**Boone Goes The Dynamite**

Trevor Boone has found his groove with the bat in his hands.

At the conclusion of the Iowa series, the junior's batting average stood at .194, and he had just one RBI. But since then, Boone has raised his average to .284 to go along with a Big 12-best 13 homers and 33 RBIs.

In the series opener against Texas, Boone rewrote the OSU record book as he became the first Cowboy to hit three home runs in a game three times in a career. Boone also had three homers in a game last season against Baylor and in the series opener at Kansas earlier this season.

Boone had a breakout sophomore campaign for the Cowboys in 2018, starting 51 games in center field and earning honorable mention All-Big 12 honors.

Boone went on a tear at the plate with the start of Big 12 Conference play; he was hitting .192 in 17 games prior to the conference-opening series at Texas but over the next 39 games he raised his average to .270.

In OSU's 24 Big 12 games, Boone hit .293 with seven homers and 24 RBIs, both of which ranked second on the team.

**Hit The Slugging Switch**

Carson McCusker has picked up right where he left off in 2018, starting 29 games for the Cowboys this season (26 of those in the outfield) and hitting a team-high .345 to go along with four homers, 12 doubles and 30 RBIs.

McCusker, who missed OSU's first nine games in April due to illness before returning to the lineup for the Texas series, leads the Cowboys with a .395 batting average in Big 12 play and has a two homers and 16 RBIs in 38 league at-bats.

In the second game of the Kansas State series, McCusker tied an OSU single-game record with two triples, becoming the first Cowboy since 2011 to reach that mark.

Over the first five weeks of his first season in an OSU uniform in 2018, McCusker made just one start and collected only one hit, a single, in 11 at-bats.

Things changed in a hurry for the sophomore in a doubleheader sweep of TCU on March 31. McCusker started both games of the twin bill in right field and went 4-for-6 with three home runs, all solo shots, while also making several highlight-reel defensive plays in the outfield.

Following the breakout performance, McCusker started 34-straight games in right field and was one of OSU's most consistent performers, hitting .314 with six homers and 11 RBIs in league play to earn honorable mention All-Big 12 accolades.



## GAME NOTES

### COACHES CORNER

#### Rob Walton

- Cowboys' pitching coach since 2013
- Makes all mound visits during games
- While at OSU has coached 16 All-Big 12 pitchers, three All-Americans, two Big 12 Pitcher of the Year honorees and a first-round MLB Draft pick
- 2016 ABCA/Baseball America Assistant Coach of the Year
- Spent nine seasons as Oral Roberts head coach (2004-12)
- Compiled a 367-167 record at ORU and led Golden Eagles to NCAA Tournament each year
- Coached 16 All-Americans, 14 conference players of the year and 12 conference pitchers of the year at ORU
- Coached for Team USA in 2005, 2008 & 2011
- Was head coach for Team USA club that won the 2008 FISU gold medal
- Pitched on four OSU College World Series teams at OSU from 1983-86
- Was 20-3 with a 3.74 ERA and 10 complete games in 54 appearances as a Cowboy
- Son, Donnie, was an All-American shortstop for the Cowboys from 2013-16

#### James Vilade

- Cowboys' recruiting coordinator & infielders' coach since 2015
- Third base coach
- Compiled a career record of 348-117 as a head coach at the University of Dallas and UT Tyler
- Career winning percentage of .748 ranks among all-time NCAA coaching leaders
- Led UT Tyler to 37-1 record in 2007, the second-best single-season record in NCAA history
- Under Vilade's leadership, every starting infielder for the Cowboys in 2016 and 2017 has been drafted by Major League Baseball, including every starter from the 2016 CWS team
- In his first season at OSU, the Cowboys led the Big 12 in fielding percentage (.978) and ranked third in the NCAA by turning 75 double plays
- Has coached 84 players that made it to Major League Baseball
- Son, Ryan, was a second-round pick (No. 48 overall) of Colorado in 2017 MLB Draft
- Founder of Keeper of the Game Foundation, which supports children with special needs and disabilities in and around baseball while also promoting servant leadership among players and coaches
- Received the United States Presidential Gold Service Award during the George W. Bush Administration recognizing his volunteer efforts

#### Victor Romero

- First season as Cowboys' volunteer coach
- Spent 2017 season as OSU's director of player development and was a graduate manager for three years prior to that role
- Works heavily with OSU catchers
- First base coach
- Played two seasons at OSU (2012-13)
- All-Big 12 catcher and semifinalist for Johnny Bench Award as a senior for the Cowboys in 2013



#### Clutch Carter

Bryce Carter spent parts of four seasons at Stanford from 2015-18, playing in 97 games for the Cardinal (he was granted an injury redshirt season in 2017 after appearing in nine games), but the Oklahoma native chose to spend his final collegiate season in Stillwater as a graduate transfer for the Cowboys.

Carter has had an immediate impact for OSU, starting 27 games and posting a .319 batting average to go along with 22 RBIs. Sixteen of his RBIs have come with two outs, and he's hitting .517 (15-for-29) with runners in scoring position.

Carter missed six games (3/31-4/10) with concussion symptoms after taking a foul ball off the mask against TCU and has been out the last five games with a thumb injury.

#### New Kid On The Block

A 36th-round draft pick of the Los Angeles Angels in last year's Major League Baseball Draft, Hueston Morrill chose the Cowboys over professional baseball, and he is having a significant impact in his first collegiate season.

The freshman middle infielder has spent the majority of his time at second base and is among OSU's leading hitters with a .283 batting average. "Huey" also leads the Cowboys with 13 doubles and eight stolen bases, and he has a team-high 13 multi-hit games, including a 4-for-5 effort in his second start of the season against Wright State (2/23).

#### Back On The Bump

OSU was without three key pitchers and potential weekend starters for most of 2018 — Jensen Elliott, Parker Scott and Mitchell Stone — but the return of that trio has given the Cowboys a boost in 2019.

- A Freshman All-American in 2016 after going 9-3 in 17 starts, Elliott was 3-0 through four outings in 2017 before undergoing Tommy John Surgery last April. The righty returned to the mound for his 2018 debut on May 13 and pitched in four games over the final few weeks of the season. He is 5-2 with a 3.79 ERA in 10 starts in 2019.

- Scott pitched in six games as a freshman in 2017, starting twice, before an arm injury ended his season. The southpaw suffered another setback when he underwent TJS that November. He returned to the mound for the first time since March 12, 2017 against Michigan and tossed a scoreless inning, and he earned his first-career win in relief vs. K-State. In nine outings, seven of those in relief, he's 2-0 with a 0.89 ERA and 28 strikeouts in 20 1/3 innings.

- Stone started games on the first two weekends of his freshman season in 2018 but broke his foot on March 2; he did not return to action and was granted a medical redshirt. In his first start of 2019 at UT Rio Grande Valley, the southpaw earned his first-career win by tossing 5 1/3 scoreless innings and striking out six. He is 2-1 in seven appearances in 2019.

#### Dealing

Peyton Battenfield is coming off a sophomore season in which he earned honorable mention All-Big 12 accolades, and he is poised for even more recognition in 2019.

The right-hander has made 18 relief appearances this season and is 3-3 with a 2.52 ERA and 38 strikeouts in 35 2/3 innings. Opponents are hitting just .159 against him.

Battenfield turned in a career performance at USC as he took the mound to open the third inning and tossed seven scoreless frames, allowing only two hits and racking up a career-high seven strikeouts on 101 pitches, to earn the win.

In 2018, Battenfield led OSU with 26 appearances (25 in relief) and was 2-3 with a pair of saves and a 4.66 ERA; he also had 62 strikeouts in 56 innings.

#### Fear The Beards

A pair of Cowboy righties has been a huge boost to the OSU pitching staff in 2019.

Junior Ben Leeper has emerged as OSU's closer and is thriving in that role as he is 3-1 with four saves and a 2.57 ERA. The Texan did not allow a run over his first 15 1/3 innings this season, and in a team-high 19 appearances, he has 28 strikeouts in 21 innings of work.

In OSU's win over 16th-ranked Michigan, Leeper took the mound at Dodger Stadium to open the bottom of the 10th and struck out the side to secure OSU's 3-2 victory. He also has saves against UT Rio Grande Valley and Wichita State.

Leeper has undergone Tommy John surgery twice, missing his senior season of high school and most of the 2016 and 2017 seasons with the Cowboys. He entered 2019 with a 1-2 record and 11.02 ERA in 19 career outings at OSU.

Standlee was expected to be a key contributor to the OSU staff in 2018 but was forced to redshirt the season after being declared academically ineligible.

Taking the mound for his first season in 2019, Standlee has appeared in 13 games, six as a starter, and is 2-0 with a save and a 3.45 ERA. The right-hander leads the Cowboys with 40 strikeouts.

Standlee made his first-career start against Missouri State and was dominant over seven shutout innings, allowing only six singles while striking out eight, the most strikeouts by a Cowboy pitcher this season.

#### From The Start Or Out Of The Pen

Senior Joe Lienhard has proven to be a valuable commodity throughout his career, whether it be as a starter or reliever.

The righty has made 69 career appearances, 29 of those as a starter, and is 11-7 with a save and a 4.69 ERA to go along with 167 strikeouts in 188.0 innings.

Lienhard has made 14 appearances (five starts, four of them in Big 12 play) this season and is 2-1 with a 4.24 ERA. After coming out of the bullpen in his first seven outings, Lienhard got the start against No. 16 Michigan at Dodger Stadium and tossed 5 1/3 strong innings, allowing just one run on four hits and striking out three; he also started against K-State on Saturday.

As a junior, Lienhard was an All-Big 12 honorable mention selection. He went 4-1 in eight Big 12 starts, including the conference opener at Texas in which he worked a career-high 8 1/3 innings and struck out eight (also a career best) while only giving up one run.

Lienhard's father, Steve, pitched on four College World Series teams at OSU from 1984-87 and posted a 12-4 record with three saves.



## ALLIE P. REYNOLDS STADIUM



### YEAR-BY-YEAR AT ALLIE P.

1981	11-6
1982	30-3
1983	33-6
1984	39-4
1985	27-5
1986	35-2
1987	33-4
1988	36-3
1989	24-7
1990	26-4
1991	22-7
1992	25-4
1993	21-5
1994	28-5
1995	17-6
1996	23-3
1997	25-4
1998	25-6
1999	21-4
2000	26-6
2001	22-6
2002	24-9
2003	19-6
2004	19-9
2005	25-8
2006	28-4
2007	19-9
2008	28-6
2009	19-9
2010	23-10
2011	25-7
2012	24-7
2013	24-7
2014	25-10
2015	19-8
2016	18-7
2017	16-14
2018	12-10-1
2019	17-7
<b>TOTAL</b>	<b>933-247-1</b>

• *First win - April 5, 1981 - OSU 7, Missouri 4*

• *Longest winning streak - 54 games (1986-87)*

• *Hosted 12 NCAA Regionals - 1982, 1983, 1984, 1985, 1986, 1988, 1993, 1994, 1997, 2008, 2014, 2015*

• *Hosted 2014 NCAA Super Regional*

Allie P. Reynolds Stadium hosted its first game on April 4, 1981, with Oklahoma State taking on Missouri. Over the last 38 seasons, Allie P. has been home to some of the best players and teams in college baseball history, and a place that gives the Cowboys a true home field advantage.

The 2019 season will mark the final for the storied stadium, with OSU set to open play at the new O'Brate Stadium in 2020.

Four decades worth of memories will be cherished. The vision of head coach Gary Ward and the generosity of Allie P. Reynolds helped the stadium become a reality and led to countless great players thriving in Stillwater, names like Incaviglia, Ventura, Fariss, Guiel, Smith, Bell, Wright and Walton, just to name a few.

During its time, Allie P. has been home to 12 College World Series teams, 19 conference champions and 18 First-Team All-Americans, and the Cowboys entered 2019 with an all-time record of 916-240-1, a winning percentage of .792.

### Allie P. Reynolds Stadium Top 25 Crowds

\* = NCAA Regional/Super Regional

1.	4,711 vs. Wichita State	May 24, 1985*
2.	4,650 vs. Middle Tennessee St.	May 29, 1982*
3.	4,637 vs. Texas	April 20, 2019
4.	4,497 vs. Wichita State	May 29, 1988*
5.	4,468 vs. Wichita State	May 26, 1985*
6.	4,461 vs. Wichita State	May 25, 1985*
7.	4,219 vs. Oklahoma	April 20, 1994
8.	4,202 vs. Arkansas	May 28, 1988*
9.	4,156 vs. Wichita State	May 30, 1988*
10.	4,153 vs. Oklahoma	April 17, 1996
11.	4,121 vs. Oklahoma	April 27, 2018
12.	4,000 vs. Kansas State	April 20, 2013
	4,000 vs. Wichita State	June 1, 2008*
	4,000 vs. Wichita State	May 31, 2008*
	4,000 vs. Western Kentucky	May 30, 2008*
	4,000 vs. Wichita State	April 23, 2008
17.	3,981 vs. Stanford	May 25, 1986*
18.	3,956 vs. Texas Tech	April 5, 2014
19.	3,943 vs. Stanford	May 25, 1986*
20.	3,923 vs. Baylor	April 18, 2015
21.	3,831 vs. Arkansas	May 30, 2015*
22.	3,826 vs. Texas	April 28, 2007
23.	3,821 vs. UCLA	May 25, 1997*
	3,821 vs. Cal State Fullerton	May 29, 1994*
	3,821 vs. Cal State Fullerton	May 30, 1994*



## O'BRATE STADIUM — COMING 2020



Oklahoma State will open a new baseball complex, O'Brate Stadium, in 2020. Work on the \$75 million project (\$60 million in construction costs) began in early 2018 on the site located at the corner of Washington Street and McElroy Road.

Inspired by Boone Pickens Stadium, the new home of the Cowboys has several amenities that cater to fans and players alike. The complex will include approximately 3,500 permanent seats, 13 suites and 400 premium seats in dedicated club and suite areas. Seating can be expanded to 8,000 as needed.

A playground area and an outfield plaza space highlight the new family-friendly concepts incorporated into the design. The concourse area encompasses the entire playing field and features restroom and concession stands down the first-base and third-base lines, plus restrooms and spaces for temporary options such as food trucks in the outfield. Other features of the concourse area are tailgating tents, refreshment areas down both the right field and left field lines, a dedicated student section with special loge seating and terrace seating in the outfield that will serve families with young children and groups looking for space and the ability to move around freely while watching games.

A 2,000-square foot video board allows for top-of-the-line graphics and video content to further enhance the game day experience, and fans will benefit from a large parking lot that accommodates about 600 vehicles beyond center field. Near the right field foul pole is a space built for hosting game day birthday parties and group functions.

The playing surface will be natural grass and features a top-of-the line drainage system. A second artificial turf infield can be used for practice, and is one-third of a maximum-efficiency "training triangle" area that also includes an indoor facility and a pitching lab that allows the Cowboys to practice year-round, regardless of weather conditions, without having to utilize the ballpark's main playing surface.

There are several notable cutting-edge technology features for swing training and pitching development built into the complex, including the TrackMan system, which measures pitch velocity, exit speed, launch angle, distance and more. Additionally, pitchers will benefit from specialized equipment built for arm care and injury prevention.

Situated along the left-field line, the clubhouse and team room areas provide plush accommodations for the Cowboys, starting with a 7,400-square-foot locker room and player lounge space that has top-of-the-line lockers for each player. In that same area are a nutrition center that includes a sports performance pantry and fueling station and can accommodate the Cowboys' game day nutrition needs, a tiered-seated classroom that seats 50 and a fully modernized grand entrance that leads to the new operations center.

The operations center houses a sports medicine area with state-of-the-art hydrotherapy equipment, a modern weight room and a baseball-specific laundry center and equipment room. Former players have a dedicated space within the operations center that includes lockers they can utilize when returning to campus to continue their professional baseball training while finishing out their academic degree programs.

"Our vision was to build a facility that would allow us to develop players at the highest level, teach leadership concepts and principles, embrace the team concept and provide a

first-class experience for our loyal fans and alumni," said head coach Josh Holliday. "When we set out to do this, we wanted to do it with our Stillwater community in mind and capture the same game day passion we see on display each Saturday at Boone Pickens Stadium and throughout the winter at Gallagher-Iba Arena. The end result was exactly what we wanted. We accomplished our goal, and it is beyond anything I could have envisioned."

The lead architects are Jim Hasenbeck and Joshua Hill of Studio Architecture, who have also worked on the Sherman Smith Center and the Greenwood Tennis Center in the Athletic Village, along with several other facilities on campus. Hasenbeck said two of the most unique features of the new baseball stadium are the 360-degree concourse that wraps around the stadium and a glass batter's eye that allows fans to stand directly behind it and look straight back into the batter's box.

"Similar to Boone Pickens Stadium and Gallagher-Iba Arena, the ballpark was built to let the fans be right on top of the action," Hasenbeck said. "There is only about 30 feet from the back of the batter's box to the first spectator row, which is located right at field level. The student section down the left field line is only about eight feet away from the foul line. The design was influenced by Boone Pickens Stadium and much like it and the Sherman Smith Center, this ballpark uses the same modified Georgian architecture seen throughout campus – it looks like an Oklahoma State building."

Manhattan Construction Company is building the stadium, which is being named after serial entrepreneur Cecil O'Brate, who gave \$35 million toward the project.





## COWBOYS IN THE RANKINGS

### Baseball America (April 22)

1. UCLA	30-7
2. Stanford	27-6
3. Georgia	33-8
4. Oregon State	28-8-1
5. Vanderbilt	31-9
6. Arkansas	30-10
7. Louisville	31-9
8. UC Santa Barbara	30-5
9. Mississippi State	32-9
10. Texas A&M	29-12-1
11. East Carolina	29-10
12. Georgia Tech	27-13
13. Arizona State	30-8
14. LSU	26-15
15. Texas Tech	25-13
16. North Carolina State	31-10
17. North Carolina	30-11
18. West Virginia	25-13
19. UC Irvine	25-9
20. Auburn	26-14
21. Tennessee	30-11
<b>22. Oklahoma State</b>	<b>25-13</b>
23. Mississippi	27-14
24. Baylor	26-12
25. Indiana	27-13

### USA Today (April 22)

1. UCLA	30-7
2. Oregon State	28-8-1
3. Stanford	27-6
4. Vanderbilt	31-9
5. Georgia	33-8
6. Louisville	31-9
7. Arkansas	30-10
8. Mississippi State	32-9
9. UC Santa Barbara	30-5
10. Texas A&M	29-12-1
11. Arizona State	30-8
12. East Carolina	29-10
13. Georgia Tech	27-13
14. North Carolina State	31-10
15. North Carolina	30-11
16. LSU	26-15
17. Texas Tech	25-13
18. Tennessee	30-11
19. Mississippi	27-14
20. West Virginia	25-13
21. Auburn	26-14
22. Baylor	26-12
<b>23. Oklahoma State</b>	<b>25-13</b>
24. Miami (Fla.)	27-14
25. Indiana	27-13

### NCBWA (April 15)

1. UCLA	27-6
2. Stanford	24-5
3. Mississippi State	31-6
4. Oregon State	25-8-1
5. Vanderbilt	27-9
6. Georgia	29-8
7. Louisville	28-8
8. Arkansas	26-10
9. Texas A&M	27-10-1
10. UC Santa Barbara	27-5
11. North Carolina State	29-8
12. North Carolina	27-10
13. LSU	24-13
14. East Carolina	25-10
15. Arizona State	27-7
16. Texas Tech	23-11
17. Mississippi	25-12
18. Georgia Tech	24-12
19. Baylor	24-10
20. TCU	22-12
21. Clemson	25-11
22. Tennessee	26-11
23. West Virginia	22-13
24. Miami (Fla.)	25-12
25. Texas	23-15
26. Auburn	24-12
27. Missouri	25-12-1
28. Florida	24-14
29. UC Irvine	21-9
30. Coastal Carolina	23-13-1

### Collegiate Baseball (April 22)

1. UCLA	30-7
2. Stanford	27-6
3. Oregon State	28-8-1
4. Georgia	33-8
5. Vanderbilt	31-9
6. UC Santa Barbara	30-5
7. Louisville	31-9
8. Arkansas	30-10
9. Mississippi State	32-9
10. Arizona State	30-8
11. East Carolina	29-10
12. North Carolina	30-11
13. Texas A&M	29-12-1
14. North Carolina State	31-10
15. LSU	26-15
<b>16. Oklahoma State</b>	<b>25-13</b>
17. Georgia Tech	27-13
18. Louisiana Tech	27-12
19. UC Irvine	25-9
20. UT Arlington	28-13
21. Texas Tech	25-13
22. Mississippi	27-14
23. Baylor	26-12
24. Indiana	27-13
25. Duke	24-16
26. Miami (Fla.)	27-14
27. Florida State	24-14
28. Florida Atlantic	27-12
29. BYU	26-10
30. West Virginia	25-13

### D1Baseball (April 22)

1. UCLA	30-7
2. Oregon State	28-8-1
3. Stanford	27-6
4. Georgia	33-8f
5. Vanderbilt	31-9
6. Texas A&M	29-12-1
7. Louisville	31-9
8. Arkansas	30-10
9. Mississippi State	32-9
10. UC Santa Barbara	30-5
11. Georgia Tech	27-13
12. East Carolina	29-10
13. LSU	26-15
14. North Carolina State	31-10
15. Arizona State	30-8
16. North Carolina	30-11
17. West Virginia	25-13
18. Texas Tech	25-13
19. Mississippi	27-14
20. Tennessee	30-11
21. Baylor	26-12
<b>22. Oklahoma State</b>	<b>25-13</b>
23. Indiana	27-13
24. Miami (Fla.)	27-14
25. Auburn	26-14

### Perfect Game (April 22)

1. UCLA	30-7
2. Oregon State	28-8-1
3. Stanford	27-6
4. Georgia	33-8f
5. Vanderbilt	31-9
6. Arkansas	30-10
7. UC Santa Barbara	30-5
8. Texas A&M	29-12-1
9. LSU	26-15
10. Louisville	31-9
11. Mississippi State	32-9
12. East Carolina	29-10
13. North Carolina State	31-10
14. North Carolina	30-11
15. Texas Tech	25-13
16. Georgia Tech	27-13
17. Mississippi	27-14
18. Arizona State	30-8
19. Auburn	26-14
20. Tennessee	30-11
21. UC Irvine	25-9
22. West Virginia	25-13
<b>23. Oklahoma State</b>	<b>25-13</b>
24. Indiana	27-13
25. Louisiana Tech	27-12

### Cowboys Week-By-Week In The National Polls

	Baseball America	USA Today	NCBWA	Collegiate Baseball	D1Baseball	Perfect Game
Preseason	NR	21	20	16	18	18
Feb. 18	NR	No poll	23	18	19	20
Feb. 25	NR	No poll	21	28	19	20
March 4	NR	RV	RV	NR	NR	NR
March 11	NR	RV	RV	NR	NR	NR
March 18	NR	RV	RV	NR	NR	NR
March 25	NR	RV	RV	NR	NR	NR
April 1	23	RV	25	23	24	NR
April 8	NR	RV	RV	NR	NR	NR
April 15	NR	RV	RV	NR	NR	NR
April 22	22	23	RV	16	22	23



## 2019 OVERALL STATISTICS

Record: 25-13 Home: 17-7 Away: 7-6 Neutral: 1-0 Big 12: 10-5

Player	avg	gp-gs	ab	r	h	2b	3b	hr	rbi	tb	slg%	bb	hp	so	gdp	ob%	sf	sh	sb-att	po	a	e	fld%	
12 McCusker, Carson	.345	29-29	110	22	38	12	3	4	30	68	.618	16	1	33	1	.430	1	0	2-3	50	1	3	.944	
33 Boone, Trevor	.284	36-36	134	31	38	7	2	13	33	88	.657	15	3	49	2	.364	2	2	5-8	84	0	2	.977	
4 Navigato, Andrew	.283	37-35	145	34	41	8	1	9	28	78	.538	15	6	45	5	.369	2	2	3-7	51	70	7	.945	
1 Morrill, Hueston	.283	35-34	138	33	39	13	0	1	16	55	.399	21	4	34	0	.386	3	1	8-9	49	88	7	.951	
15 Cabbiness, Cade	.262	38-32	122	23	32	6	0	3	14	47	.385	14	0	46	0	.338	0	4	4-7	64	5	4	.945	
24 Simpson, Colin	.240	38-38	146	28	35	7	0	8	37	66	.452	25	6	34	2	.363	5	0	4-6	183	23	1	.995	
2 Funk, Christian	.234	38-38	124	30	29	6	0	8	33	59	.476	32	7	38	1	.405	5	1	0-2	145	36	4	.978	
-----																								
8 Carter, Bryce	.319	27-27	94	17	30	6	0	1	22	39	.415	20	2	37	0	.448	0	2	0-0	131	22	0	1.000	
7 Hewitt, Max	.305	28-19	59	11	18	0	0	0	8	18	.305	18	1	7	2	.468	1	10	4-5	27	33	4	.938	
42 Garcia, Alix	.305	27-22	82	13	25	3	0	6	14	46	.561	13	2	16	4	.412	0	0	0-1	163	15	3	.983	
14 Sifrit, Noah	.281	21-8	32	11	9	1	1	0	3	12	.375	6	1	13	0	.410	0	1	3-5	19	0	1	.950	
3 Taylor, Jake	.258	19-15	62	7	16	2	0	2	4	24	.387	10	0	16	2	.356	1	0	0-1	23	3	0	1.000	
18 Gardner, Dylan	.250	11-5	16	4	4	1	0	0	2	5	.313	4	0	5	0	.400	0	0	1-2	5	11	0	1.000	
17 Factor, Cross	.000	6-0	4	0	0	0	0	0	0	0	.000	0	0	2	0	.000	0	0	0-0	2	1	0	1.000	
47 Becker, Adam	.000	1-0	3	1	0	0	0	0	0	0	.000	0	0	0	1	.000	0	0	0-0	0	0	0	.000	
13 Provost, Dayton	.000	3-0	1	2	0	0	0	0	0	0	.000	1	0	0	0	.500	0	0	0-0	0	0	0	.000	
48 Standlee, Brett	.000	1-1	0	0	0	0	0	0	0	0	.000	0	0	0	0	.000	0	0	0-0	3	6	1	.900	
46 Lienhard, Joe	.000	1-1	0	0	0	0	0	0	0	0	.000	0	0	0	0	.000	0	0	0-0	0	4	0	1.000	
34 Elliott, Jensen	.000	2-2	0	0	0	0	0	0	0	0	.000	0	0	0	0	.000	0	0	0-0	7	16	2	.920	
Totals	.278	38	1272	267	354	72	7	55	244	605	.476	210	33	375	20	.389	20	23	34-56	1018	372	45	.969	
Opponents	.248	38	1280	169	317	54	8	18	150	441	.345	171	30	327	19	.347	13	17	24-45	989	301	42	.968	

LOB - Team (306), Opp (324). DPs turned - Team (29), Opp (27). CI - Team (0), Opp (4). IBB - Team (15), Simpson, C. 10, Boone 2, Funk 2, Morrill 1, Opp (1).

### (All games Sorted by Earned run avg)

Player	era	w-l	app	gs	cg	sho	sv	ip	h	r	er	bb	so	2b	3b	hr	b/avg	wp	hp	bk	sfa	sha		
48 Standlee, Brett	3.45	2-0	13	6	0	0/0	1	44.1	50	18	17	14	40	10	2	0	.284	1	2	1	1	2		
34 Elliott, Jensen	3.79	5-2	10	10	1	1/2	0	54.2	50	27	23	26	37	11	1	3	.244	2	4	0	1	1		
-----																								
30 Kelly, John	0.00	1-0	4	0	0	0/1	0	5.1	4	1	0	1	8	1	0	0	.200	1	2	0	0	1		
6 Scott, Parker	0.89	2-0	9	2	0	0/1	0	20.1	16	3	2	7	28	3	0	0	.225	4	1	0	2	2		
27 Basso, Brady	1.69	1-0	8	0	0	0/0	0	5.1	5	4	1	4	9	0	0	1	.227	0	2	0	0	0		
44 Peterson, Nate	2.38	0-0	9	0	0	0/1	1	11.1	12	3	3	6	13	2	0	2	.273	0	0	1	1	0		
55 Battenfield, Peyton	2.52	3-3	18	0	0	0/2	0	35.2	20	12	10	17	38	3	1	0	.159	4	0	1	0	0		
5 Leeper, Ben	2.57	3-1	19	0	0	0/2	4	21.0	14	6	6	17	28	1	1	0	.197	2	2	2	0	2		
46 Lienhard, Joe	4.24	2-1	14	5	0	0/1	0	34.0	37	16	16	13	27	2	2	2	.285	5	3	0	3	0		
50 Lyons, Jake	4.85	2-2	14	1	0	0/1	1	29.2	30	16	16	11	33	5	1	4	.263	0	6	0	1	2		
22 Stone, Mitchell	5.70	2-1	7	5	0	0/1	0	23.2	20	19	15	14	17	4	0	1	.227	7	3	0	1	4		
35 Varela, C.J.	5.79	0-0	9	5	0	0/1	0	23.1	23	17	15	17	24	6	0	2	.253	1	2	0	0	0		
45 Gragg, Logan	6.26	2-3	17	4	0	0/1	2	27.1	33	21	19	14	20	4	0	3	.303	1	2	1	3	3		
25 Sparks, Tanner	13.50	0-0	3	0	0	0/1	0	2.0	2	3	3	6	3	1	0	0	.250	0	1	0	0	0		
14 Sifrit, Noah	13.50	0-0	3	0	0	0/0	0	1.1	0	2	2	3	2	0	0	0	.000	0	0	0	0	0		
39 Belden, Brayden	99.00	0-0	1	0	0	0/0	0	0.0	1	1	1	1	0	1	0	0	1.000	1	0	0	0	0		
Totals	3.95	25-13	38	38	1	4/3	9	339.1	317	169	149	171	327	54	8	18	.248	29	30	6	13	17		
Opponents	6.31	13-25	38	38	0	0/0	8	329.2	354	267	231	210	375	72	7	55	.278	42	33	6	20	23		

PB - Team (10), Carter 8, Simpson, C. 2, Opp (13). Pickoffs - Team (6), Carter 2, Scott 1, Gragg 1, Elliott 1, Lienhard 1. SBA/ATT - Simpson, C. (15-24), Carter (8-16), Stone (5-6), Elliott (2-5), Scott (2-5), Varela (4-5), Standlee (1-5), Lienhard (2-5), Lyons, J. (2-4), Leeper (2-4), BattenfieldP (2-3), Peterson (1-2), Taylor (1-2), Basso (1-1).



## 2019 BIG 12 CONFERENCE STATISTICS

Record: 10-5 Home: 7-2 Away: 3-3 Big 12: 10-5

Player	avg	gp-gs	ab	r	h	2b	3b	hr	rbi	tb	slg%	bb	hp	so	gdp	ob%	sf	sh	sb-att	po	a	e	fld%	
12 McCusker, Carson	.395	9-9	38	6	15	2	2	2	16	27	.711	3	0	10	0	.439	0	0	1-1	17	1	0	1.000	
4 Navigato, Andrew	.323	15-15	65	20	21	4	0	6	17	43	.662	8	1	21	1	.400	1	0	2-4	33	39	1	.986	
42 Garcia, Alix	.306	15-14	49	9	15	2	0	4	5	29	.592	12	1	12	0	.452	0	0	0-0	100	11	3	.974	
1 Morrill, Hueston	.283	15-15	60	17	17	8	0	1	9	28	.467	12	1	11	0	.400	2	0	2-2	25	42	2	.971	
33 Boone, Trevor	.263	15-15	57	13	15	1	0	7	15	37	.649	6	3	25	0	.358	1	1	1-2	38	0	1	.974	
24 Simpson, Colin	.258	15-15	62	14	16	3	0	6	20	37	.597	11	2	13	0	.387	0	0	1-2	63	11	0	1.000	
2 Funk, Christian	.239	15-15	46	17	11	2	0	5	14	28	.609	16	4	12	0	.456	2	1	0-1	24	15	3	.929	
3 Taylor, Jake	.238	12-11	42	5	10	1	0	2	3	17	.405	8	0	11	1	.353	1	0	0-0	13	1	0	1.000	
15 Cabbiness, Cade	.227	15-11	44	11	10	1	0	1	5	14	.318	7	0	16	0	.333	0	2	2-2	23	2	2	.926	
-----																								
8 Carter, Bryce	.370	7-7	27	4	10	2	0	1	10	15	.556	4	0	9	0	.452	0	0	0-0	38	5	0	1.000	
14 Sifrit, Noah	.292	11-6	24	8	7	1	1	0	2	10	.417	3	0	9	0	.370	0	1	2-2	14	0	1	.933	
7 Hewitt, Max	.000	8-1	5	2	0	0	0	0	1	0	.000	3	0	1	1	.333	1	0	0-0	2	4	0	1.000	
47 Becker, Adam	.000	1-0	3	1	0	0	0	0	0	0	.000	0	0	0	1	.000	0	0	0-0	0	0	0	.000	
13 Provost, Dayton	.000	3-0	1	2	0	0	0	0	0	0	.000	1	0	0	0	.500	0	0	0-0	0	0	0	.000	
17 Factor, Cross	.000	3-0	1	0	0	0	0	0	0	0	.000	0	0	1	0	.000	0	0	0-0	2	1	0	1.000	
18 Gardner, Dylan	.000	4-0	0	0	0	0	0	0	0	0	.000	0	0	0	0	.000	0	0	0-0	0	0	0	.000	
34 Elliott, Jensen	.000	1-1	0	0	0	0	0	0	0	0	.000	0	0	0	0	.000	0	0	0-0	3	8	1	.917	
Totals	.281	15	524	129	147	27	3	35	117	285	.544	94	12	151	4	.397	8	5	11-16	403	150	17	.970	
Opponents	.285	15	536	83	153	30	3	8	77	213	.397	75	7	109	7	.376	7	5	10-18	391	103	20	.961	

LOB - Team (125), Opp (144). DPs turned - Team (13), Opp (6). CI - Team (0), Opp (2). IBB - Team (6), Simpson, C. 4, Boone 1, Morrill 1, Opp (1).

### (Big 12 games only Sorted by Earned run avg)

Player	era	w-l	app	gs	cg	sho	sv	ip	h	r	er	bb	so	2b	3b	hr	b/avg	wp	hp	bk	sfa	sha		
6 Scott, Parker	0.55	2-0	6	1	0	0/0	0	16.1	12	2	1	6	24	2	0	0	.203	3	0	0	1	1		
48 Standlee, Brett	5.32	0-0	5	5	0	0/0	0	22.0	32	14	13	8	13	9	1	0	.330	1	2	1	0	2		
34 Elliott, Jensen	5.40	3-2	5	5	1	1/0	0	28.1	29	20	17	16	17	7	0	3	.266	1	0	0	1	1		
46 Lienhard, Joe	7.27	0-0	4	4	0	0/0	0	17.1	23	14	14	9	12	2	1	2	.333	3	2	0	2	0		
-----																								
27 Basso, Brady	0.00	0-0	2	0	0	0/0	0	1.1	2	3	0	1	2	0	0	1	.286	0	1	0	0	0		
14 Sifrit, Noah	0.00	0-0	1	0	0	0/0	0	1.0	0	0	0	1	1	0	0	0	.000	0	0	0	0	0		
44 Peterson, Nate	1.50	0-0	4	0	0	0/0	1	6.0	9	1	1	3	4	2	0	1	.346	0	0	1	1	0		
55 Battenfield, Peyton	4.50	0-1	6	0	0	0/0	0	10.0	8	5	5	6	8	1	0	0	.216	0	0	0	0	0		
45 Gragg, Logan	5.00	2-1	6	0	0	0/0	0	9.0	11	5	5	7	2	1	0	0	.306	0	0	0	2	1		
5 Leeper, Ben	5.23	2-1	9	0	0	0/0	1	10.1	10	6	6	10	15	0	1	0	.256	1	1	2	0	0		
50 Lyons, Jake	6.14	1-0	5	0	0	0/0	1	7.1	7	5	5	3	6	1	0	1	.250	0	0	0	0	0		
25 Sparks, Tanner	6.75	0-0	1	0	0	0/0	0	1.1	1	1	1	2	2	0	0	0	.200	0	0	0	0	0		
35 Varela, C.J.	13.50	0-0	2	0	0	0/0	0	4.0	9	7	6	3	3	5	0	0	.429	0	1	0	0	0		
Totals	4.96	10-5	15	15	1	1/0	3	134.1	153	83	74	75	109	30	3	8	.285	9	7	4	7	5		
Opponents	7.73	5-10	15	15	0	0/0	2	130.1	147	129	112	94	151	27	3	35	.281	16	12	4	8	5		

PB - Team (4), Carter 3, Simpson, C. 1, Opp (6). Pickoffs - Team (1), Carter 1. SBA/ATT - Simpson, C. (6-11), Carter (4-6), Scott (2-3), Elliott (2-3), Lienhard (1-3), Leeper (2-3), Standlee (0-2), Varela (2-2), Taylor (0-1), BattenfieldP (1-1), Lyons, J. (0-1).



## 2019 SUMMARY

Score by innings	1	2	3	4	5	6	7	8	9	EX	Total
Oklahoma State	30	36	33	29	27	31	16	44	19	2	267
Opponents	25	30	10	26	13	13	18	23	9	2	169

### Record when ...

Overall	25-13	After 6 leading	23-4
Conference	10-5	..... trailing	1-8
Non-Conference	15-8	..... tied	1-1
Home games	17-7	After 7 leading	21-3
Away games	7-6	..... trailing	2-7
Neutral site	1-0	..... tied	2-3
Day games	16-9	After 8 leading	19-0
Night games	9-4	..... trailing	2-9
vs Left starter	7-3	..... tied	4-4
vs Right starter	18-10		
1-Run games	8-5	Hit 0 home runs	8-8
2-Run games	1-3	... 1 home run	7-2
5+Run games	10-1	... 2+ home runs	10-3
Extra innings	1-1		
Shutouts	4-0	Opponent 0 home runs	16-6
		..... 1 home run	8-6
Scoring 0-2 runs	1-4	..... 2+ HRs	1-1
..... 3-5 runs	6-8		
..... 6-9 runs	8-1	Made 0 errors	13-1
..... 10+ runs	10-0	.... 1 error	8-4
		.... 2+ errors	4-8
Opponent 0-2 runs	9-0		
..... 3-5 runs	10-7	Opp. made 0 errors	8-5
..... 6-9 runs	5-5	..... 1 error	9-3
..... 10+ runs	1-1	..... 2+ errors	8-5
Scored in 1st inning	11-5	Out-hit opponent	15-4
Opp. scored in 1st	9-6	Out-hit by opponent	8-7
Scores first	16-4	Hits are tied	2-2
Opp. scores first	9-9		

### Record when team scores:

Runs	0	1	2	3	4	5	6	7	8	9	10+
W-L	0-0	1-1	0-3	2-2	1-5	3-1	2-1	1-0	2-0	3-0	10-0

### Record when opponent scores:

Runs	0	1	2	3	4	5	6	7	8	9	10+
W-L	4-0	2-0	3-0	3-1	4-1	3-5	3-1	1-3	1-1	0-0	1-1

### Record when leading after:

Inn.	1	2	3	4	5	6	7	8
W-L	7-3	14-5	18-4	21-4	21-4	23-4	21-3	19-0

### Record when trailing after:

Inn.	1	2	3	4	5	6	7	8
W-L	5-3	6-7	2-6	1-6	1-7	1-8	2-7	2-9

### Record when tied after:

Inn.	1	2	3	4	5	6	7	8
W-L	13-7	5-1	5-3	3-3	3-2	1-1	2-3	4-4

Current winning streak: 4  
 Longest winning streak: 4  
 Longest losing streak: 2

Home attendance : 42813 ( 23 dates avg = 1861 )  
 Away attendance : 24934 ( 14 dates avg = 1781 )  
 Total attendance: 67747 ( 37 dates avg = 1831 )



## 2019 MISCELLANEOUS STATS

<b>Multiple Hit Games</b>	<b>2</b>	<b>3</b>	<b>4</b>	<b>5+</b>	<b>Total</b>
1 Morrill, Hueston	10	2	1	-	13
12 McCusker, Carson	11	-	2	-	13
4 Navigato, Andrew	10	2	-	-	12
33 Boone, Trevor	7	3	2	-	12
24 Simpson, Colin	8	1	-	-	9
2 Funk, Christian	5	2	1	-	8
8 Carter, Bryce	5	3	-	-	8
15 Cabbiness, Cade	6	1	-	-	7
42 Garcia, Alix	1	3	1	-	5
7 Hewitt, Max	3	1	-	-	4
3 Taylor, Jake	2	2	-	-	4
14 Sifrit, Noah	2	-	-	-	2
TEAM	70	20	7	0	97

<b>Multiple RBI Games</b>	<b>2</b>	<b>3</b>	<b>4</b>	<b>5+</b>	<b>Total</b>
4 Navigato, Andrew	6	2	1	-	9
2 Funk, Christian	4	1	1	2	8
24 Simpson, Colin	5	-	2	1	8
12 McCusker, Carson	5	1	1	1	8
8 Carter, Bryce	2	3	1	-	6
33 Boone, Trevor	2	-	1	3	6
1 Morrill, Hueston	4	-	-	-	4
15 Cabbiness, Cade	3	-	-	-	3
42 Garcia, Alix	-	2	1	-	3
14 Sifrit, Noah	1	-	-	-	1
7 Hewitt, Max	1	-	-	-	1
3 Taylor, Jake	1	-	-	-	1
TEAM	34	9	8	7	58

<b>Hitting Streaks</b>	<b>Longest</b>	<b>Current</b>
4 Navigato, Andrew	13	3
12 McCusker, Carson	8	2
8 Carter, Bryce	6	6
24 Simpson, Colin	6	1
33 Boone, Trevor	6	-
1 Morrill, Hueston	5	3
15 Cabbiness, Cade	5	5
2 Funk, Christian	5	-
42 Garcia, Alix	4	-
14 Sifrit, Noah	4	-
7 Hewitt, Max	4	-
3 Taylor, Jake	4	4
18 Gardner, Dylan	3	3

<b>Reached Base Streaks</b>	<b>Longest</b>	<b>Current</b>
4 Navigato, Andrew	18	3
24 Simpson, Colin	14	10
42 Garcia, Alix	14	7
8 Carter, Bryce	13	13
12 McCusker, Carson	12	5
33 Boone, Trevor	10	10
2 Funk, Christian	10	10
1 Morrill, Hueston	10	10
7 Hewitt, Max	9	-
15 Cabbiness, Cade	9	9
3 Taylor, Jake	8	8
14 Sifrit, Noah	8	-
18 Gardner, Dylan	5	5
13 Provost, Dayton	1	1



## 2019 GAME HIGHS

### TEAM GAME HIGHS

#### Batting

At bats:	49	-	at Kansas (Apr 12, 2019)
Runs scored:	27	-	at Kansas (Apr 12, 2019)
Hits:	22	-	at Kansas (Apr 12, 2019)
RBIs:	27	-	at Kansas (Apr 12, 2019)
Doubles:	5	-	vs SE Louisiana (Mar 15, 2019)
	5	-	at Kansas (Apr 12, 2019)
Triples:	2	-	vs Kansas State (Mar 23, 2019)
Home runs:	12	-	at Kansas (Apr 12, 2019)
Total bases:	63	-	at Kansas (Apr 12, 2019)
Walks:	12	-	vs Kansas State (Mar 22, 2019)
	12	-	vs Texas (Apr 20, 2019)
Strikeouts:	16	-	at UT Rio Grande Valley (Feb 16, 2019)
	16	-	vs Michigan (Mar 10, 2019 at Los Angeles, Calif)
Sac hits:	2	-	(5 times)
Sac flies:	3	-	vs Missouri State (Mar 12, 2019)
Stolen bases:	3	-	(4 times)
Hit by pitch:	3	-	vs Missouri State (Mar 12, 2019)
Caught stealing:	3	-	vs Oklahoma (Mar 26, 2019)
Runners LOB:	14	-	vs Iowa (Mar 02, 2019)
	14	-	vs Kansas State (Mar 22, 2019)
	14	-	at Kansas (Apr 14, 2019)
Hit into DP:	4	-	at Wichita State (Apr 10, 2019)

#### Fielding

Putouts:	30	-	vs Michigan (Mar 10, 2019 at Los Angeles, Calif)
	30	-	at Kansas (Apr 14, 2019)
Assists:	16	-	vs West Virginia (Apr 07, 2019)
Errors:	5	-	at UT Rio Grande Valley (Feb 16, 2019)
Passed balls:	2	-	vs Wichita State (Mar 06, 2019)
DPs turned:	2	-	(8 times)

#### Pitching

Innings pitched:	10.0	-	vs Michigan (Mar 10, 2019 at Los Angeles, Calif)
	10.0	-	at Kansas (Apr 14, 2019)
Runs allowed:	11	-	vs West Virginia (Apr 05, 2019)
Earned runs:	10	-	vs Texas (Apr 20, 2019)
Walks allowed:	9	-	at TCU (Mar 30, 2019)
	9	-	at TCU (Mar 31, 2019)
Strikeouts:	14	-	vs Little Rock (Feb 20, 2019)
	14	-	vs Iowa (Mar 01, 2019)
Hits allowed:	17	-	vs West Virginia (Apr 05, 2019)
Doubles allowed:	5	-	vs West Virginia (Apr 05, 2019)
Triples allowed:	2	-	at Kansas (Apr 14, 2019)
Homers allowed:	2	-	vs Kansas State (Mar 22, 2019)
	2	-	at TCU (Mar 29, 2019)
Wild pitches:	5	-	at USC (Mar 08, 2019)
Hit batters:	4	-	at UT Rio Grande Valley (Feb 15, 2019)
	4	-	at UT Rio Grande Valley (Feb 16, 2019)

### INDIVIDUAL GAME HIGHS

#### Batting

At bats:	6	-	(10 times)
Runs scored:	6	-	Funk, Christian at Kansas (Apr 12, 2019)
Hits:	4	-	(7 times)
RBIs:	6	-	Boone, Trevor at Kansas (Apr 12, 2019)
	6	-	McCusker, Carson vs Texas (Apr 19, 2019)
Doubles:	3	-	Boone, Trevor vs SE Louisiana (Mar 15, 2019)
Triples:	2	-	McCusker, Carson vs Kansas State (Mar 23, 2019)
Home runs:	3	-	Boone, Trevor at Kansas (Apr 12, 2019)
	3	-	Funk, Christian at Kansas (Apr 12, 2019)
	3	-	Boone, Trevor vs Texas (Apr 18, 2019)
Total bases:	14	-	Funk, Christian at Kansas (Apr 12, 2019)
	14	-	Boone, Trevor at Kansas (Apr 12, 2019)
Walks:	3	-	(6 times)
Strikeouts:	4	-	(4 times)
Sac hits:	2	-	Hewitt, Max at UT Rio Grande Valley (Feb 17, 2019)
	2	-	Hewitt, Max vs Wright State (Feb 24, 2019)
	2	-	Hewitt, Max vs Iowa (Mar 02, 2019)
Sac flies:	1	-	(20 times)
Stolen bases:	2	-	Simpson, Colin vs Little Rock (Feb 20, 2019)
	2	-	Morrill, Hueston vs Wright State (Feb 24, 2019)
	2	-	Morrill, Hueston vs Iowa (Mar 01, 2019)
Hit by pitch:	1	-	(33 times)
Caught stealing:	1	-	(22 times)
Runners LOB:	8	-	Cabbiness, Cade vs Texas (Apr 19, 2019)

#### Fielding

Putouts:	14	-	Simpson, Colin vs Little Rock (Feb 20, 2019)
	14	-	Simpson, Colin vs Wright State (Feb 24, 2019)
Assists:	6	-	Navigato, Andrew vs West Virginia (Apr 07, 2019)
Errors:	2	-	Hewitt, Max at UT Rio Grande Valley (Feb 16, 2019)
	2	-	Morrill, Hueston at UT Rio Grande Valley (Feb 16, 2019)
Passed balls:	2	-	Carter, Bryce vs Wichita State (Mar 06, 2019)

#### Pitching

Innings pitched:	9.0	-	Elliott, Jensen vs Texas (Apr 18, 2019)
Runs allowed:	7	-	Stone, Mitchell vs Central Arkansas (Apr 02, 2019)
Earned runs:	7	-	Stone, Mitchell vs Central Arkansas (Apr 02, 2019)
Walks allowed:	5	-	Varela, C.J. vs Oklahoma (Mar 26, 2019)
	5	-	Elliott, Jensen at Kansas (Apr 12, 2019)
Strikeouts:	8	-	Standlee, Brett vs Missouri State (Mar 12, 2019)
	8	-	Scott, Parker at Kansas (Apr 13, 2019)
	8	-	Scott, Parker vs Texas (Apr 19, 2019)
Hits allowed:	8	-	(4 times)
Doubles allowed:	3	-	Varela, C.J. vs West Virginia (Apr 05, 2019)
Triples allowed:	1	-	(8 times)
Homers allowed:	2	-	Elliott, Jensen vs Kansas State (Mar 22, 2019)
Wild pitches:	3	-	Stone, Mitchell at USC (Mar 08, 2019)
Hit batters:	3	-	Elliott, Jensen at UT Rio Grande Valley (Feb 15, 2019)



## 2019 OPPONENT GAME HIGHS

### OPPONENT TEAM GAME HIGHS

#### Batting

At bats:	44	- vs West Virginia (Apr 05, 2019)
Runs scored:	11	- vs West Virginia (Apr 05, 2019)
Hits:	17	- vs West Virginia (Apr 05, 2019)
RBIs:	10	- vs West Virginia (Apr 05, 2019)
	10	- vs Texas (Apr 20, 2019)
Doubles:	5	- vs West Virginia (Apr 05, 2019)
Triples:	2	- at Kansas (Apr 14, 2019)
Home runs:	2	- vs Kansas State (Mar 22, 2019)
	2	- at TCU (Mar 29, 2019)
Total bases:	22	- vs West Virginia (Apr 05, 2019)
Walks:	9	- at TCU (Mar 30, 2019)
	9	- at TCU (Mar 31, 2019)
Strikeouts:	14	- vs Little Rock (Feb 20, 2019)
	14	- vs Iowa (Mar 01, 2019)
Sac hits:	2	- (4 times)
Sac flies:	2	- vs SE Louisiana (Mar 17, 2019)
	2	- vs Kansas State (Mar 23, 2019)
	2	- vs Texas (Apr 20, 2019)
Stolen bases:	4	- vs West Virginia (Apr 05, 2019)
Hit by pitch:	4	- at UT Rio Grande Valley (Feb 15, 2019)
	4	- at UT Rio Grande Valley (Feb 16, 2019)
Caught stealing:	2	- (5 times)
Runners LOB:	16	- at TCU (Mar 31, 2019)
Hit into DP:	2	- (8 times)
Fielding		
Putouts:	33	- at Kansas (Apr 14, 2019)
Assists:	13	- vs Iowa (Mar 01, 2019)
	13	- vs Iowa (Mar 01, 2019)
	13	- at UCLA (Mar 09, 2019)
Errors:	5	- vs Texas (Apr 20, 2019)
Passed balls:	3	- vs Texas (Apr 18, 2019)
DPs turned:	4	- at Wichita State (Apr 10, 2019)
Pitching		
Innings pitched:	11.0	- at Kansas (Apr 14, 2019)
Runs allowed:	27	- at Kansas (Apr 12, 2019)
Earned runs:	27	- at Kansas (Apr 12, 2019)
Walks allowed:	12	- vs Kansas State (Mar 22, 2019)
	12	- vs Texas (Apr 20, 2019)
Strikeouts:	16	- at UT Rio Grande Valley (Feb 16, 2019)
	16	- vs Michigan (Mar 10, 2019 at Los Angeles, Calif)
Hits allowed:	22	- at Kansas (Apr 12, 2019)
Doubles allowed:	5	- vs SE Louisiana (Mar 15, 2019)
	5	- at Kansas (Apr 12, 2019)
Triples allowed:	2	- vs Kansas State (Mar 23, 2019)
Homers allowed:	12	- at Kansas (Apr 12, 2019)
Wild pitches:	6	- at UT Rio Grande Valley (Feb 15, 2019)
Hit batters:	3	- vs Missouri State (Mar 12, 2019)

### OPPONENT INDIVIDUAL GAME HIGHS

#### Batting

At bats:	6	- (6 times)
Runs scored:	3	- White, B. vs West Virginia (Apr 05, 2019)
	3	- Karre, R. at Kansas (Apr 14, 2019)
	3	- Ford vs Texas (Apr 20, 2019)
Hits:	4	- Inman, M. vs West Virginia (Apr 05, 2019)
RBIs:	4	- Oviedo at TCU (Mar 29, 2019)
	4	- Inman, M. vs West Virginia (Apr 05, 2019)
Doubles:	2	- (4 times)
Triples:	1	- (8 times)
Home runs:	1	- (18 times)
Total bases:	7	- Watson at TCU (Mar 29, 2019)
Walks:	3	- Groshans, J. at Kansas (Apr 12, 2019)
Strikeouts:	3	- (14 times)
Sac hits:	1	- (17 times)
Sac flies:	1	- (13 times)
Stolen bases:	2	- Sabol, B. at USC (Mar 08, 2019)
	2	- Tucker, T vs West Virginia (Apr 05, 2019)
Hit by pitch:	2	- Diaz, C at UT Rio Grande Valley (Feb 15, 2019)
Caught stealing:	2	- Doanes, T. vs West Virginia (Apr 07, 2019)
Runners LOB:	6	- Brennan, W. vs Kansas State (Mar 23, 2019)
	6	- Oviedo at TCU (Mar 31, 2019)

#### Fielding

Putouts:	16	- Donovan vs Michigan (Mar 10, 2019 at Los Angeles, Calif)
	16	- Groshans, J. at Kansas (Apr 13, 2019)
Assists:	6	- Kendall at UCLA (Mar 09, 2019)
Errors:	2	- Wetrich vs Iowa (Mar 02, 2019)
	2	- Thomas, J. at USC (Mar 08, 2019)
	2	- Grosse, C. vs SE Louisiana (Mar 17, 2019)
Passed balls:	3	- McCann vs Texas (Apr 18, 2019)

#### Pitching

Innings pitched:	8.0	- Manoah, A. vs West Virginia (Apr 05, 2019)
Runs allowed:	10	- Cyr, R. at Kansas (Apr 12, 2019)
Earned runs:	10	- Cyr, R. at Kansas (Apr 12, 2019)
Walks allowed:	7	- Henley vs Texas (Apr 19, 2019)
Strikeouts:	14	- Zeferjahn at Kansas (Apr 13, 2019)
Hits allowed:	10	- Cyr, R. at Kansas (Apr 12, 2019)
Doubles allowed:	3	- Baumann vs Iowa (Mar 01, 2019)
	3	- Lambert, C. at USC (Mar 08, 2019)
	3	- Cyr, R. at Kansas (Apr 12, 2019)
Triples allowed:	2	- Littlejim, C vs Kansas State (Mar 23, 2019)
Homers allowed:	4	- Cyr, R. at Kansas (Apr 12, 2019)
	4	- Hegarty, D. at Kansas (Apr 12, 2019)
Wild pitches:	3	- Adams, C at UT Rio Grande Valley (Feb 15, 2019)
Hit batters:	3	- Wthrspoon, N. vs Missouri State (Mar 12, 2019)



## 2019 STARTING LINEUPS

### OSU RECORD BY STARTERS

<b>LEADOFF:</b>		
1 Morrill, Hueston	32	(20-12)
4 Navigato, Andrew	4	(4-0)
7 Hewitt, Max	2	(1-1)
<b>2ND SPOT:</b>		
4 Navigato, Andrew	20	(14-6)
7 Hewitt, Max	7	(4-3)
2 Funk, Christian	7	(5-2)
18 Gardner, Dylan	2	(1-1)
24 Simpson, Colin	1	(0-1)
33 Boone, Trevor	1	(1-0)
<b>3RD SPOT:</b>		
24 Simpson, Colin	31	(22-9)
2 Funk, Christian	4	(2-2)
4 Navigato, Andrew	2	(1-1)
8 Carter, Bryce	1	(0-1)
<b>CLEANUP:</b>		
2 Funk, Christian	10	(8-2)
3 Taylor, Jake	7	(3-4)
4 Navigato, Andrew	6	(4-2)
24 Simpson, Colin	5	(2-3)
12 McCusker, Carson	4	(3-1)
8 Carter, Bryce	3	(2-1)
33 Boone, Trevor	3	(3-0)
<b>5TH SPOT:</b>		
8 Carter, Bryce	13	(9-4)
12 McCusker, Carson	6	(5-1)
2 Funk, Christian	6	(3-3)
42 Garcia, Alix	5	(4-1)
15 Cabbiness, Cade	4	(1-3)
33 Boone, Trevor	2	(1-1)
3 Taylor, Jake	1	(1-0)
24 Simpson, Colin	1	(1-0)
<b>6TH SPOT:</b>		
12 McCusker, Carson	10	(7-3)
33 Boone, Trevor	10	(5-5)
42 Garcia, Alix	5	(2-3)
15 Cabbiness, Cade	4	(3-1)
8 Carter, Bryce	3	(2-1)
2 Funk, Christian	3	(3-0)
3 Taylor, Jake	2	(2-0)
18 Gardner, Dylan	1	(1-0)
<b>7TH SPOT:</b>		
33 Boone, Trevor	10	(7-3)
15 Cabbiness, Cade	8	(4-4)
2 Funk, Christian	5	(3-2)
42 Garcia, Alix	5	(3-2)
12 McCusker, Carson	4	(3-1)
8 Carter, Bryce	2	(2-0)
3 Taylor, Jake	2	(1-1)
18 Gardner, Dylan	2	(2-0)
<b>8TH SPOT:</b>		
15 Cabbiness, Cade	14	(10-4)
33 Boone, Trevor	6	(4-2)
12 McCusker, Carson	4	(2-2)
2 Funk, Christian	3	(1-2)
8 Carter, Bryce	3	(2-1)
42 Garcia, Alix	3	(2-1)
3 Taylor, Jake	2	(2-0)
4 Navigato, Andrew	1	(0-1)
1 Morrill, Hueston	1	(1-0)
48 Standlee, Brett	1	(1-0)
<b>9TH SPOT:</b>		
7 Hewitt, Max	10	(8-2)
14 Sifrit, Noah	8	(6-2)
33 Boone, Trevor	4	(3-1)
42 Garcia, Alix	4	(3-1)
8 Carter, Bryce	2	(1-1)
34 Elliott, Jensen	2	(0-2)
4 Navigato, Andrew	2	(1-1)
15 Cabbiness, Cade	2	(2-0)
12 McCusker, Carson	1	(1-0)
46 Lienhard, Joe	1	(0-1)
1 Morrill, Hueston	1	(0-1)
3 Taylor, Jake	1	(0-1)

### BY POSITION

Opponent	P	C	1B	2B	3B	SS	LF	CF	RF	DH
UTRGV	Elliott	Simpson	Funk	Gardner	Navigato	Hewitt	McCusker	Boone	Cabbiness	Carter
UTRGV	Gragg	Carter	Funk	Gardner	Hewitt	Morrill	McCusker	Boone	Cabbiness	Simpson
UTRGV	Stone	Simpson	Funk	Gardner	Navigato	Hewitt	McCusker	Boone	Cabbiness	Carter
Little Rock	Varela	Simpson	Funk	Gardner	Navigato	Hewitt	McCusker	Boone	Cabbiness	Carter
Wright State	Elliott	Carter	Funk	Gardner	Navigato	Hewitt	McCusker	Boone	Cabbiness	Simpson
Wright State	Gragg	Carter	Funk	Morrill	Navigato	Hewitt	Simpson	Boone	McCusker	Garcia
Wright State	Stone	Simpson	Funk	Morrill	Navigato	Hewitt	McCusker	Boone	Cabbiness	Carter
Iowa	Elliott	Simpson	Garcia	Morrill	Funk	Hewitt	McCusker	Boone	Cabbiness	Carter
Iowa	Gragg	Carter	Garcia	Morrill	Funk	Hewitt	McCusker	Boone	Cabbiness	Simpson
Iowa	Stone	Carter	Funk	Morrill	Navigato	Hewitt	Simpson	Cabbiness	McCusker	Sifrit*
Wichita State	Varela	Carter	Funk	Morrill	Navigato	Hewitt	Simpson	Boone	McCusker	Taylor
USC	Stone	Simpson	Funk	Morrill	Navigato	Hewitt	McCusker	Boone	Cabbiness	Carter
UCLA	Elliott	Carter	Funk	Morrill	Navigato	Hewitt	McCusker	Boone	Cabbiness	Simpson
Michigan	Lienhard	Carter	Funk	Morrill	Navigato	Hewitt	McCusker	Boone	Cabbiness	Carter
Missouri State	Standlee	Simpson	Funk	Morrill	Navigato	Hewitt	McCusker	Boone	Cabbiness	Carter
SE Louisiana	Elliott	Carter	Funk	Morrill	Navigato	Hewitt	McCusker	Boone	Cabbiness	Simpson
SE Louisiana	Lyons	Simpson	Funk	Morrill	Navigato	Hewitt	McCusker	Boone	Cabbiness	Carter
SE Louisiana	Stone	Carter	Garcia	Morrill	Funk	Navigato	Simpson	Boone	Cabbiness	McCusker
Dallas Baptist	Varela	Simpson	Funk	Morrill	Hewitt	Navigato	McCusker	Boone	Cabbiness	Carter
Kansas State	Elliott	Carter	Funk	Morrill	Navigato	Hewitt	McCusker	Boone	Cabbiness	Simpson
Kansas State	Lienhard	Carter	Garcia	Morrill	Funk	Navigato	Simpson	Boone	McCusker	Taylor
Kansas State	Standlee	Carter	Garcia	Morrill	Funk	Navigato	Simpson	Boone	McCusker	Taylor
Oklahoma	Varela	Carter	Garcia	Morrill	Funk	Navigato	Simpson	Cabbiness	McCusker	Taylor
TCU	Elliott	Carter	Garcia	Morrill	Funk	Navigato	Simpson	Boone	McCusker	Taylor
TCU	Lienhard	Carter	Garcia	Morrill	Funk	Navigato	Simpson	Cabbiness	McCusker	Taylor
TCU	Standlee	Simpson	Garcia	Morrill	Funk	Navigato	McCusker	Boone	Cabbiness	Taylor
Cent. Arkansas	Gragg	Taylor	Garcia	Morrill	Funk	Navigato	Simpson	Boone	Cabbiness	Factor*
West Virginia	Elliott	Simpson	Garcia	Morrill	Funk	Navigato	Sifrit	Boone	Cabbiness	Taylor
West Virginia	Lienhard	Simpson	Garcia	Morrill	Funk	Navigato	Sifrit	Boone	Cabbiness	Taylor
West Virginia	Standlee	Simpson	Garcia	Morrill	Funk	Navigato	Sifrit	Boone	Cabbiness	Taylor
Wichita State	Scott	Simpson	Garcia	Morrill	Funk	Navigato	Sifrit	Boone	Cabbiness	Taylor
Kansas	Elliott	Simpson	Garcia	Morrill	Funk	Navigato	Sifrit	Boone	Cabbiness	Carter
Kansas	Lienhard	Carter	Garcia	Morrill	Funk	Navigato	Simpson	Boone	Cabbiness	Taylor
Kansas	Standlee	Taylor	Garcia	Morrill	Funk	Navigato	Simpson	Boone	Cabbiness	Becker*
Dallas Baptist	Varela	Simpson	Garcia	Morrill	Funk	Navigato	Sifrit	Boone	Cabbiness	Taylor*
Texas	Elliott	Simpson	Garcia	Morrill	Funk	Navigato	Sifrit	Boone	Cabbiness	McCusker
Texas	Scott	Simpson	Garcia	Morrill	Funk	Navigato	Sifrit	Boone	Cabbiness	McCusker
Texas	Standlee	Simpson	Garcia	Morrill	Funk	Navigato	McCusker	Boone	Cabbiness	Taylor*

\* Pinch-hitter in OSU DH spot's first at-bat of game with pitcher listed in starting lineup



## 2019 STARTING LINEUPS/HOLLIDAY VS. THE NATION

### HOLLIDAY RECORD VS. OPPONENTS

Team	Record
Abilene Christian	4-0
Alcorn State	6-0
Arizona	1-3
Arizona State	6-5
Arkansas	2-2
Auburn	0-1
<b>Baylor</b>	<b>8-9</b>
Binghamton	1-0
Bowling Green	1-0
Cal State Fullerton	2-0
<b>Central Arkansas</b>	<b>2-3</b>
Clemson	2-0
Creighton	1-0
<b>Dallas Baptist</b>	<b>6-2</b>
Eastern Michigan	1-2
Gonzaga	1-0
Grand Canyon	4-2
Illinois	1-2
Indiana State	2-1
Incamate Word	3-0
Iona	4-0
<b>Iowa</b>	<b>2-4</b>
<b>Kansas</b>	<b>13-9</b>
<b>Kansas State</b>	<b>19-3</b>
Lamar	1-2
<b>Little Rock</b>	<b>3-1</b>
Louisville	0-1
Loyola Marymount	2-1
Manhattan	1-0
Marist	2-0
Miami (Fla.)	1-1
<b>Michigan</b>	<b>5-2</b>
<b>Missouri State</b>	<b>10-1</b>
NJIT	3-0
Nebraska	4-0
New Mexico	4-1
North Carolina	0-3
Northwestern State	3-0
Oakland	3-1
<b>Oklahoma</b>	<b>21-6</b>
<b>Oral Roberts</b>	<b>3-10</b>
<b>Oregon State</b>	<b>0-1</b>
Pacific	1-0
Prarie View A&M	2-0
Rutgers	1-0
Saint Louis	0-1
San Diego	1-2
Seton Hall	0-1-1
South Carolina	2-0
South Florida	2-0
South Dakota State	2-1
Southeastern Louisiana	2-1
Southeastern Oklahoma State	1-0
Stephen F. Austin	2-1
St. John's	1-1
Stetson	0-2
<b>TCU</b>	<b>12-12</b>
<b>Texas</b>	<b>18-9</b>
Texas State	4-2
<b>Texas Tech</b>	<b>9-11</b>
<b>UCLA</b>	<b>0-1</b>
<b>USC</b>	<b>1-0</b>
<b>UT Rio Grande Valley (UTPA)</b>	<b>4-2</b>
Utah	1-0
Washington	1-0
Washington State	1-0
<b>West Virginia</b>	<b>13-11</b>
Western Illinois	2-0
<b>Wichita State</b>	<b>8-3</b>
<b>Wright State</b>	<b>2-1</b>
UC Davis	2-1
UC Irvine	0-2
UC Santa Barbara	1-0
UT Arlington	2-1

Bold indicates 2019 opponent

### BY BATTING ORDER

Opponent	1	2	3	4	5	6	7	8	9
UTRGV	Hewitt	Gardner	Simpson	Funk	Cabbiness	Carter	Boone	McCusker	Navigato
UTRGV	Hewitt	Gardner	Simpson	Funk	Cabbiness	Carter	Boone	McCusker	Morrill
UTRGV	Navigato	Hewitt	Simpson	Funk	Carter	Cabbiness	Gardner	Boone	McCusker
Little Rock	Navigato	Hewitt	Simpson	Funk	Carter	Cabbiness	Gardner	McCusker	Boone
Wright State	Navigato	Hewitt	Simpson	Funk	Carter	Gardner	McCusker	Cabbiness	Boone
Wright State	Navigato	Boone	Simpson	McCusker	Funk	Garcia	Carter	Morrill	Hewitt
Wright State	Morrill	Hewitt	Simpson	Funk	Carter	McCusker	Cabbiness	Boone	Navigato
Iowa	Morrill	Hewitt	Simpson	Funk	Carter	McCusker	Cabbiness	Garcia	Boone
Iowa	Morrill	Hewitt	Simpson	McCusker	Funk	Garcia	Cabbiness	Carter	Boone
Iowa	Morrill	Hewitt	Funk	Simpson	Carter	McCusker	Cabbiness	Navigato	Sifrit*
Wichita State	Morrill	Navigato	Funk	McCusker	Simpson	Taylor	Carter	Boone	Hewitt
USC	Morrill	Navigato	Funk	Simpson	Carter	McCusker	Boone	Cabbiness	Hewitt
UCLA	Morrill	Navigato	Funk	Simpson	Carter	McCusker	Boone	Cabbiness	Hewitt
Michigan	Morrill	Navigato	Simpson	Funk	Carter	McCusker	Boone	Cabbiness	Hewitt
Missouri State	Morrill	Navigato	Simpson	Funk	McCusker	Carter	Boone	Cabbiness	Hewitt
SE Louisiana	Morrill	Navigato	Simpson	Funk	Carter	McCusker	Boone	Cabbiness	Hewitt
SE Louisiana	Morrill	Navigato	Simpson	Carter	Boone	Funk	McCusker	Cabbiness	Hewitt
SE Louisiana	Morrill	Navigato	Simpson	Carter	Boone	Cabbiness	McCusker	Funk	Garcia
Dallas Baptist	Morrill	Simpson	Carter	Navigato	Cabbiness	Boone	Funk	McCusker	Hewitt
Kansas State	Morrill	Navigato	Simpson	Boone	Carter	McCusker	Funk	Cabbiness	Hewitt
Kansas State	Morrill	Navigato	Simpson	Boone	McCusker	Funk	Taylor	Carter	Garcia
Kansas State	Morrill	Navigato	Simpson	McCusker	Taylor	Funk	Boone	Carter	Garcia
Oklahoma	Morrill	Navigato	Simpson	Carter	Funk	Taylor	McCusker	Cabbiness	Garcia
TCU	Morrill	Navigato	Simpson	Taylor	McCusker	Boone	Garcia	Funk	Carter
TCU	Morrill	Navigato	Simpson	Taylor	Garcia	McCusker	Funk	Boone	Carter
TCU	Morrill	Navigato	Simpson	Taylor	Garcia	McCusker	Funk	Boone	Cabbiness
Cent. Arkansas	Morrill	Navigato	Simpson	Taylor	Funk	Boone	Garcia	Cabbiness	Factor*
West Virginia	Morrill	Navigato	Simpson	Taylor	Cabbiness	Garcia	Funk	Boone	Sifrit
West Virginia	Morrill	Navigato	Simpson	Taylor	Garcia	Boone	Cabbiness	Funk	Sifrit
West Virginia	Morrill	Navigato	Simpson	Taylor	Funk	Garcia	Boone	Cabbiness	Sifrit
Wichita State	Morrill	Navigato	Simpson	Boone	Funk	Garcia	Cabbiness	Taylor	Sifrit
Kansas	Morrill	Funk	Simpson	Navigato	Carter	Boone	Cabbiness	Garcia	Sifrit
Kansas	Morrill	Funk	Simpson	Navigato	Carter	Boone	Cabbiness	Garcia	Taylor
Kansas	Morrill	Funk	Navigato	Simpson	Garcia	Boone	Taylor	Cabbiness	Becker*
Dallas Baptist	Morrill	Funk	Navigato	Simpson	Garcia	Cabbiness	Boone	Taylor*	Sifrit
Texas	Morrill	Funk	Simpson	Navigato	McCusker	Boone	Garcia	Cabbiness	Sifrit
Texas	Morrill	Funk	Simpson	Navigato	McCusker	Boone	Garcia	Cabbiness	Sifrit
Texas	Morrill	Funk	Simpson	Navigato	McCusker	Boone	Garcia	Taylor	Cabbiness

\* Pinch-hitter in OSU DH spot's first at-bat of game with pitcher listed in starting lineup



## PLAYER CAREER/SEASON HIGHS

### #27 Brady Basso, LHP

#### Season Highs

IP	1.1	vs. Michigan	March 10
H	2	vs. Kansas	April 14
R	3	vs. Kansas	April 14
ER	1	vs. UT Rio Grande Valley	Feb. 16
BB	2	vs. UT Rio Grande Valley	Feb. 16
SO	2	last time vs. Kansas	April 14

#### Career Highs

IP	6.0	vs. Dallas Baptist	3/13/18
H	6	last time vs. West Virginia	5/23/18
R	6	vs. Texas State	2/17/18
ER	5	vs. Oral Roberts	5/1/18
BB	4	vs. West Virginia	4/13/18
SO	9	vs. Northwestern State	3/19/17

### #55 Peyton Battenfield, RHP

#### Season Highs

IP	7.0	vs. USC	March 8
H	3	vs. TCU	March 31
R	3	vs. Dallas Baptist	March 19
ER	3	vs. Dallas Baptist	March 19
BB	3	last time vs. USC	March 8
SO	7	vs. USC	March 8

#### Career Highs

IP	7.0	vs. USC	March 8
H	6	last time vs. TCU	3/31/18
R	6	vs. Texas Tech	5/17/17
ER	6	vs. Texas Tech	5/17/18
BB	3	last time vs. USC	March 8
SO	7	vs. USC	March 8

### #33 Trevor Boone, OF

#### Season/Career Highs

H	4	last time vs. Texas	April 18
R	4	last time vs. Texas	April 18
RBI	6	vs. Kansas	April 12
BB	3	vs. Texas	April 19
SO	4	vs. Kansas	April 14
SB	1	last time vs. Texas	April 18

### #15 Cade Cabbiness, OF

#### Season Highs

H	3	vs. Missouri State	March 12
R	3	vs. Missouri State	March 12
RBI	2	last time vs. Texas	April 19
BB	2	vs. Texas	April 18
SO	4	last time vs. Iowa	March 2
SB	1	last time vs. Texas	April 20

#### Career Highs

H	4	vs. Kansas	4/13/17
R	3	last time vs. Missouri State	March 12
RBI	2	last time vs. Texas	April 19
BB	2	last time vs. Texas	April 18
SO	4	last time vs. Iowa	March 2
SB	1	last time vs. Texas	April 20

### #8 Bryce Carter, C

#### OSU Career Highs

H	3	last time vs. Kansas	April 12
R	2	last time vs. Kansas	April 12
RBI	4	vs. Kansas State	March 22
BB	3	vs. Iowa	March 2
SO	4	vs. Michigan	March 10
SB	n/a		

### #34 Jensen Elliott, RHP

#### Season Highs

IP	9.0	vs. Texas	April 18
H	8	vs. Iowa	March 1
R	6	last time vs. Kansas	April 12
ER	5	last time vs. Kansas	April 12
BB	5	vs. Kansas	April 12
SO	7	vs. Texas	April 18

#### Career Highs

IP	9.0	last time vs. Texas	April 18
H	10	vs. Texas State	2/24/17
R	8	vs. Texas State	4/10/16
ER	8	vs. Texas Tech	4/10/16
BB	5	vs. Kansas	April 12
SO	8	last time vs. Clemson	6/5/16

### #2 Christian Funk, 1B/3B

#### Season Highs

H	4	vs. Kansas	April 12
R	6	vs. Kansas	April 12
RBI	5	last time vs. Kansas	April 12
BB	3	last time vs. Texas	April 18
SO	3	last time vs. Oklahoma	March 26
SB	n/a		

#### Career Highs

H	4	last time vs. Kansas	April 12
R	6	vs. Kansas	April 12
RBI	7	vs. Kansas	4/20/18
BB	3	last time vs. Iowa	March 2
SO	4	vs. Central Arkansas	3/20/18
SB	1	last time vs. Oklahoma	4/28/18

### #42 Alix Garcia, 1B

#### Season/Career Highs

H	4	vs. Kansas	April 12
R	3	vs. Kansas	April 12
RBI	4	vs. Wright State	Feb. 23
BB	2	vs. Texas	April 19
SO	2	last time vs. Texas	April 20
SB	n/a		

### #18 Dylan Gardner, INF

#### Season Highs

H	1	last time vs. Wright State	Feb. 22
R	2	vs. UT Rio Grande Valley	Feb. 15
RBI	1	last time vs. Wright State	Feb. 22
BB	1	last time vs. Wright State	Feb. 22
SO	2	vs. UT Rio Grande Valley	Feb. 17
SB	1	vs. UT Rio Grande Valley	Feb. 17

#### Career Highs

H	2	vs. Oklahoma	3/27/18
R	2	last time vs. UTRGV	Feb. 15
RBI	2	last time vs. Seton Hall	3/16/18
BB	2	last time vs. Kansas	4/20/18
SO	2	last time vs. UTRGV	Feb. 17
SB	1	vs. UT Rio Grande Valley	Feb. 17

### #45 Logan Gragg, RHP

#### Season/Career Highs

IP	4.0	vs. Iowa	March 1
H	6	vs. Iowa	March 1
R	4	last time vs. Iowa	March 1
ER	4	last time vs. Iowa	March 1
BB	4	vs. Wright State	Feb. 23
SO	7	vs. Iowa	March 1

### #7 Max Hewitt, INF

#### Season Highs

H	3	vs. UT Rio Grande Valley	Feb. 15
R	2	vs. USC	March 8
RBI	2	vs. UT Rio Grande Valley	Feb. 15
BB	2	last time vs. Missouri State	March 12
SO	1	last time vs. Dallas Baptist	March 19
SB	1	last time vs. USC	March 8

#### Career Highs

H	3	vs. UT Rio Grande Valley	Feb. 15
R	2	vs. USC	March 8
RBI	2	vs. UT Rio Grande Valley	Feb. 15
BB	2	last time vs. Missouri State	March 12
SO	2	vs. Missouri State	3/7/18
SB	1	last time vs. USC	March 8

### #30 John Kelly, RHP

#### Season/Career Highs

IP	3.0	vs. Central Arkansas	April 2
H	2	vs. Central Arkansas	April 2
R	1	vs. Dallas Baptist	April 16
ER	n/a		
BB	1	vs. Central Arkansas	April 2
SO	4	vs. Central Arkansas	April 2

### #5 Ben Leeper, RHP

#### Season Highs

IP	2.0	last time vs. Texas	April 19
H	3	vs. UT Rio Grande Valley	Feb. 17
R	2	last time vs. Texas	April 19
ER	2	last time vs. Texas	April 19
BB	3	last time vs. Texas	April 19
SO	4	vs. UT Rio Grande Valley	Feb. 17

#### Career Highs

IP	4.0	vs. Wichita State	4/10/18
H	6	vs. Little Rock	2/28/18
R	6	last time vs. Iowa	5/5/18
ER	6	last time vs. Iowa	5/5/18
BB	3	last time vs. Iowa	March 1
SO	6	last time vs. Oral Roberts	4/17/18

### #46 Joe Lienhard, RHP

#### Season Highs

IP	5.1	last time vs. TCU	March 31
H	8	vs. West Virginia	April 6
R	5	vs. West Virginia	April 6
ER	5	vs. West Virginia	April 6
BB	4	vs. Kansas State	March 22
SO	5	vs. Kansas State	March 22

#### Career Highs

IP	8.1	vs. Texas	3/23/18
H	11	vs. Baylor	5/11/18
R	8	vs. Baylor	5/11/18
ER	8	vs. Baylor	5/11/18
BB	7	vs. Kansas State	4/7/18
SO	8	vs. Texas	3/23/18

### #50 Jake Lyons, RHP

#### Season/Career Highs

IP	5.0	vs. Kansas State	March 24
H	6	vs. UCLA	March 9
R	4	last time vs. Texas	April 20
ER	4	last time vs. Texas	April 20
BB	2	last time vs. Texas	April 20
SO	6	last time vs. SE Louisiana	March 16

### #12 Carson McCusker, OF

#### Season Highs

H	4	last time vs. Texas	April 19
R	5	vs. Wright State	Feb. 23
RBI	6	vs. Texas	April 19
BB	2	last time vs. Wichita State	March 6
SO	3	vs. UT Rio Grande Valley	Feb. 16
SB	1	last time vs. Texas	April 19

### #1 Hueston Morrill, INF/RHP

#### Career Highs

H	4	vs. Wright State	Feb. 23
R	3	vs. Texas	April 20
RBI	2	last time vs. Texas	April 18
BB	3	vs. Kansas	April 14
SO	3	last time vs. Texas	April 18
SB	2	last time vs. Iowa	March 2



## PLAYER CAREER/SEASON HIGHS

### #4 Andrew Navigato, INF

*Career Highs*

H	3	last time vs. Texas	April 20
R	3	last time vs. Texas	April 19
RBI	4	vs. SE Louisiana	March 16
BB	2	last time vs. Texas	April 20
SO	3	last time vs. Texas	April 18
SB	1	last time vs. Texas	April 18

### #44 Nate Peterson, LHP

*Season/Career Highs*

IP	3.0	vs. Kansas	April 12
H	4	vs. Kansas	April 12
R	2	vs. Little Rock	Feb. 20
ER	2	vs. Little Rock	Feb. 20
BB	2	last time vs. TCU	March 29
SO	5	vs. Little Rock	Feb. 20

### #6 Parker Scott, LHP

*Season Highs*

IP	7.0	vs. Texas	April 19
H	7	vs. Texas	April 19
R	1	last time vs. Kansas	April 13
ER	1	last time vs. TCU	March 31
BB	2	vs. Kansas State	March 24
SO	8	last time vs. Texas	April 19

*Career Highs*

IP	7.0	vs. Texas	April 19
H	7	vs. Texas	April 19
R	4	vs. Arizona	3/4/17
ER	3	vs. Arizona	3/4/17
BB	2	vs. Kansas State	March 22
SO	8	vs. Texas	April 19

### #14 Noah Sifrit, LHP/OF

*Season/Career Highs (Hitting)*

H	2	last time vs. Texas	April 18
R	1	last time vs. Texas	April 20
RBI	2	vs. West Virginia	April 6
BB	2	last time vs. Dallas Baptist	April 16
SO	2	last time vs. Texas	April 19
SB	1	last time vs. Texas	April 20

*Season Highs (Pitching)*

IP	1.0	vs. West Virginia	April 5
H	n/a		
R	2	vs. Wichita State	March 6
ER	2	vs. Wichita State	March 6
BB	2	vs. Wichita State	March 6
SO	1	last time vs. West Virginia	April 5

*Career Highs (Pitching)*

IP	4.0	vs. Oklahoma	3/27/18
H	3	vs. Texas	3/24/18
R	3	vs. Wichita State	4/4/18
ER	3	vs. Wichita State	4/4/18
BB	4	vs. Oklahoma	3/27/18
SO	5	vs. Central Arkansas	3/20/18

### #24 Colin Simpson, C

*Season Highs*

H	3	vs. Michigan	March 10
R	3	vs. Wright State	Feb. 23
RBI	5	vs. Kansas	April 12
BB	3	vs. Kansas State	March 22
SO	2	last time vs. Texas	April 19
SB	2	vs. Little Rock	Feb. 20

*Career Highs*

H	4	last time vs. West Virginia	5/25/17
R	3	last time vs. TCU	3/31/18
RBI	5	last time vs. Kansas	April 12
BB	3	last time vs. Kansas State	March 22
SO	4	last time vs. Dallas Baptist	4/24/18
SB	2	vs. Little Rock	Feb. 20

### #25 Tanner Sparks, RHP

*Season/Career Highs*

IP	1.1	vs. West Virginia	April 5
H	1	last time vs. Wichita State	April 10
R	2	vs. Missouri State	March 12
ER	2	vs. Missouri State	March 12
BB	3	vs. Missouri State	March 12
SO	2	vs. West Virginia	April 5

### #48 Brett Standlee, RHP

*Season/Career Highs*

IP	7.0	vs. Missouri State	March 12
H	8	vs. Kansas State	March 24
R	4	last time vs. TCU	March 31
ER	4	last time vs. TCU	March 31
BB	2	last time vs. Kansas	April 14
SO	8	vs. Missouri State	March 12

### #22 Mitchell Stone, LHP

*Season/Career Highs*

IP	7.0	vs. Iowa	March 2
H	7	vs. Central Arkansas	April 2
R	7	vs. Central Arkansas	April 2
ER	7	vs. Central Arkansas	April 2
BB	4	vs. Wright State	Feb. 24
SO	6	vs. UT Rio Grande Valley	Feb. 17

### #3 Jake Taylor, C/1B

*Season Highs*

H	3	last time vs. Kansas	April 14
R	2	vs. Kansas State	March 24
RBI	2	vs. Kansas State	March 24
BB	2	last time vs. Texas	April 20
SO	3	vs. Wichita State	March 6
SB	n/a		

*Career Highs*

H	3	last time vs. Kansas	April 14
R	2	vs. Kansas State	March 24
RBI	2	last time vs. Kansas State	March 24
BB	2	last time vs. Texas	April 20
SO	3	last time vs. Wichita State	March 6
SB	1	vs. Dallas Baptist	4/24/18

### #49 Ryan Van Leeuwen, LHP

*OSU Career Highs*

IP	3.2	vs. West Virginia	4/14/18
H	4	vs. West Virginia	4/14/18
R	2	vs. Wichita State	4/4/18
ER	2	vs. Wichita State	4/4/18
BB	2	vs. Wichita State	4/4/18
SO	1	vs. West Virginia	4/14/18

### #35 C.J. Varela, RHP

*Season Highs*

IP	6.0	vs. Oklahoma	March 26
H	7	vs. West Virginia	April 5
R	5	vs. West Virginia	April 5
ER	4	vs. West Virginia	April 5
BB	5	vs. Oklahoma	March 26
SO	7	vs. Oklahoma	March 26

*Career Highs*

IP	6.0	vs. Oklahoma	March 26
H	7	vs. West Virginia	April 5
R	6	vs. Oral Roberts	5/16/17
ER	6	vs. Oral Roberts	5/16/17
BB	5	vs. Oklahoma	March 26
SO	7	vs. Oklahoma	March 26



## PLAYER CAREER STATISTICS

### Basso, Brady

Year	avg	gp-gs	ab	r	h	2b	3b	hr	rbi	tb	slg%	bb	hbp	so	gdp	ob%	sf	sh	sb-att	po	a	e	fld%
2017	.000	0-0	0	0	0	0	0	0	0	0	.000	0	0	0	0	.000	0	0	0-0	0	1	0	1.000
2018	.000	1-1	0	0	0	0	0	0	0	0	.000	0	0	0	0	.000	0	0	0-0	0	4	0	1.000
TOTAL	.000	1-1	0	0	0	0	0	0	0	0	.000	0	0	0	0	.000	0	0	0-0	0	5	0	1.000

Year	era	w-l	app	gs	cg	sho	sv	ip	h	r	er	bb	so	2b	3b	hr	bf	bavg	wp	hbp	bk	sfa	sha
2017	3.06	1-0	12	2	0	0/1	0	17.2	15	6	6	6	28	1	0	3	73	.227	0	1	0	0	0
2018	8.27	2-5	18	5	0	0/0	1	37.0	64	41	34	26	29	15	0	2	207	.364	4	3	3	0	2
2019	1.69	1-0	8	0	0	0/0	0	5.1	5	4	1	4	9	0	0	1	28	.227	0	2	0	0	0
TOTAL	6.15	4-5	38	7	0	0/1	1	60.0	84	51	41	36	66	16	0	6	308	.318	4	6	3	0	2

### Battenfield, Peyton

Year	avg	gp-gs	ab	r	h	2b	3b	hr	rbi	tb	slg%	bb	hbp	so	gdp	ob%	sf	sh	sb-att	po	a	e	fld%
2017	.000	0-0	0	0	0	0	0	0	0	0	.000	0	0	0	0	.000	0	0	0-0	0	1	0	1.000
2018	.000	0-0	0	0	0	0	0	0	0	0	.000	0	0	0	0	.000	0	0	0-0	5	7	3	.800
2019	.000	0-0	0	0	0	0	0	0	0	0	.000	0	0	0	0	.000	0	0	0-0	4	5	2	.818
TOTAL	.000	0-0	0	0	0	0	0	0	0	0	.000	0	0	0	0	.000	0	0	0-0	9	13	5	.815

Year	era	w-l	app	gs	cg	sho	sv	ip	h	r	er	bb	so	2b	3b	hr	bf	bavg	wp	hbp	bk	sfa	sha
2017	9.00	0-0	5	0	0	0/0	0	6.0	10	6	6	4	4	1	0	0	35	.333	0	1	0	0	0
2018	4.66	2-3	26	1	0	0/1	2	56.0	68	36	29	24	62	16	2	2	266	.292	3	6	1	3	0
2019	2.52	3-3	18	0	0	0/2	0	35.2	20	12	10	17	38	3	1	0	143	.159	4	0	1	0	0
TOTAL	4.15	5-6	49	1	0	0/3	2	97.2	98	54	45	45	104	20	3	2	444	.252	7	7	2	3	0

### Boone, Trevor

Year	avg	gp-gs	ab	r	h	2b	3b	hr	rbi	tb	slg%	bb	hbp	so	gdp	ob%	sf	sh	sb-att	po	a	e	fld%
2017	.234	31-16	77	11	18	5	0	3	9	32	.416	6	2	25	2	.306	0	1	1-1	10	0	0	1.000
2018	.270	56-53	204	29	55	13	2	10	33	102	.500	8	2	59	4	.301	2	2	5-7	131	3	3	.978
2019	.284	36-36	134	31	38	7	2	13	33	88	.657	15	3	49	2	.364	2	2	5-8	84	0	2	.977
TOTAL	.267	123-105	415	71	111	25	4	26	75	222	.535	29	7	133	8	.323	4	5	11-16	225	3	5	.979

### Cabbiness, Cade

Year	avg	gp-gs	ab	r	h	2b	3b	hr	rbi	tb	slg%	bb	hbp	so	gdp	ob%	sf	sh	sb-att	po	a	e	fld%
2017	.274	42-31	124	20	34	7	2	2	15	51	.411	11	6	41	4	.359	1	0	1-3	45	2	2	.959
2018	.132	42-17	76	11	10	2	0	3	7	21	.276	15	3	34	1	.298	0	1	1-1	38	1	2	.951
2019	.262	38-32	122	23	32	6	0	3	14	47	.385	14	0	46	0	.338	0	4	4-7	64	5	4	.945
TOTAL	.236	122-80	322	54	76	15	2	8	36	119	.370	40	9	121	5	.336	1	5	6-11	147	8	8	.951

### Elliott, Jensen

Year	avg	gp-gs	ab	r	h	2b	3b	hr	rbi	tb	slg%	bb	hbp	so	gdp	ob%	sf	sh	sb-att	po	a	e	fld%
2016	.000	0-0	0	0	0	0	0	0	0	0	.000	0	0	0	0	.000	0	0	0-0	4	22	2	.929
2017	.000	0-0	0	0	0	0	0	0	0	0	.000	0	0	0	0	.000	0	0	0-0	1	5	1	.857
2018	.000	1-1	0	0	0	0	0	0	0	0	.000	0	0	0	0	.000	0	0	0-0	4	1	0	1.000
2019	.000	2-2	0	0	0	0	0	0	0	0	.000	0	0	0	0	.000	0	0	0-0	7	16	2	.920
TOTAL	.000	3-3	0	0	0	0	0	0	0	0	.000	0	0	0	0	.000	0	0	0-0	16	44	5	.923

Year	era	w-l	app	gs	cg	sho	sv	ip	h	r	er	bb	so	2b	3b	hr	bf	bavg	wp	hbp	bk	sfa	sha
2016	3.50	9-3	17	17	1	0/2	0	87.1	83	37	34	35	71	15	0	4	385	.248	10	8	0	3	4
2017	3.63	3-0	4	4	0	0/0	0	22.1	24	13	9	7	26	5	0	0	96	.276	1	0	0	1	1
2018	5.06	0-0	4	0	0	0/0	0	10.2	8	6	6	3	7	2	1	1	44	.205	2	2	1	0	0
2019	3.79	5-2	10	10	1	1/2	0	54.2	50	27	23	26	37	11	1	3	237	.244	2	4	0	1	1
TOTAL	3.70	17-5	35	31	2	1/4	0	175.0	165	83	72	71	141	33	2	8	762	.248	15	14	1	5	6

### Funk, Christian

Year	avg	gp-gs	ab	r	h	2b	3b	hr	rbi	tb	slg%	bb	hbp	so	gdp	ob%	sf	sh	sb-att	po	a	e	fld%
2018	.245	54-53	184	28	45	10	0	7	33	76	.413	32	5	56	2	.366	3	2	2-4	392	27	5	.988
2019	.234	38-38	124	30	29	6	0	8	33	59	.476	32	7	38	1	.405	5	1	0-2	145	36	4	.978
TOTAL	.240	92-91	308	58	74	16	0	15	66	135	.438	64	12	94	3	.383	8	3	2-6	537	63	9	.985



## PLAYER CAREER STATISTICS

### Gardner, Dylan

Year	avg	gp-gs	ab	r	h	2b	3b	hr	rbi	tb	slg%	bb	hbp	so	gdp	ob%	sf	sh	sb-att	po	a	e	fld%
2018	.158	25-6	38	7	6	1	0	0	7	7	.184	8	0	13	1	.304	0	1	0-0	2	6	1	.889
2019	.250	11-5	16	4	4	1	0	0	2	5	.313	4	0	5	0	.400	0	0	1-2	5	11	0	1.000
TOTAL	.185	36-11	54	11	10	2	0	0	9	12	.222	12	0	18	1	.333	0	1	1-2	7	17	1	.960

### Hewitt, Max

Year	avg	gp-gs	ab	r	h	2b	3b	hr	rbi	tb	slg%	bb	hbp	so	gdp	ob%	sf	sh	sb-att	po	a	e	fld%
2018	.176	24-9	34	5	6	1	0	0	0	7	.206	3	0	8	0	.243	0	1	0-0	20	21	5	.891
2019	.305	28-19	59	11	18	0	0	0	8	18	.305	18	1	7	2	.468	1	10	4-5	27	33	4	.938
TOTAL	.258	52-28	93	16	24	1	0	0	8	25	.269	21	1	15	2	.397	1	11	4-5	47	54	9	.918

### Leeper, Ben

Year	avg	gp-gs	ab	r	h	2b	3b	hr	rbi	tb	slg%	bb	hbp	so	gdp	ob%	sf	sh	sb-att	po	a	e	fld%
2016	.000	0-0	0	0	0	0	0	0	0	0	.000	0	0	0	0	.000	0	0	0-0	0	1	0	1.000
2018	.000	0-0	0	0	0	0	0	0	0	0	.000	0	0	0	0	.000	0	0	0-0	0	1	2	.333
2019	.000	0-0	0	0	0	0	0	0	0	0	.000	0	0	0	0	.000	0	0	0-0	3	3	0	1.000
TOTAL	.000	0-0	0	0	0	0	0	0	0	0	.000	0	0	0	0	.000	0	0	0-0	3	5	2	.800

Year	era	w-l	app	gs	cg	sho	sv	ip	h	r	er	bb	so	2b	3b	hr	bf	bavg	wp	hbp	bk	sfa	sha
2016	3.18	0-0	2	2	0	0/0	0	5.2	3	2	2	4	8	1	0	0	25	.150	2	1	0	0	0
2018	12.69	1-2	17	2	0	0/0	0	27.2	44	41	39	23	34	12	0	4	153	.358	4	4	1	1	2
2019	2.57	3-1	19	0	0	0/2	4	21.0	14	6	6	17	28	1	1	0	92	.197	2	2	2	0	2
TOTAL	7.79	4-3	38	4	0	0/2	4	54.1	61	49	47	44	70	14	1	4	270	.285	8	7	3	1	4

### Van Leeuwen, Ryan

Year	avg	gp-gs	ab	r	h	2b	3b	hr	rbi	tb	slg%	bb	hbp	so	gdp	ob%	sf	sh	sb-att	po	a	e	fld%
2018	.000	0-0	0	0	0	0	0	0	0	0	.000	0	0	0	0	.000	0	0	0-0	1	4	0	1.000
TOTAL	.000	0-0	0	0	0	0	0	0	0	0	.000	0	0	0	0	.000	0	0	0-0	1	4	0	1.000

Year	era	w-l	app	gs	cg	sho	sv	ip	h	r	er	bb	so	2b	3b	hr	bf	bavg	wp	hbp	bk	sfa	sha
2018	4.91	0-1	7	0	0	0/0	0	7.1	6	4	4	5	2	1	0	1	32	.240	0	2	0	0	0
TOTAL	4.91	0-1	7	0	0	0/0	0	7.1	6	4	4	5	2	1	0	1	32	.240	0	2	0	0	0

### Lienhard, Joe

Year	avg	gp-gs	ab	r	h	2b	3b	hr	rbi	tb	slg%	bb	hbp	so	gdp	ob%	sf	sh	sb-att	po	a	e	fld%
2016	.000	0-0	0	0	0	0	0	0	0	0	.000	0	0	0	0	.000	0	0	0-0	0	1	0	1.000
2017	.000	3-3	0	0	0	0	0	0	0	0	.000	0	0	0	0	.000	0	0	0-0	5	11	1	.941
2018	.000	7-7	0	0	0	0	0	0	0	0	.000	0	0	0	0	.000	0	0	0-0	4	13	0	1.000
2019	.000	1-1	0	0	0	0	0	0	0	0	.000	0	0	0	0	.000	0	0	0-0	0	4	0	1.000
TOTAL	.000	11-11	0	0	0	0	0	0	0	0	.000	0	0	0	0	.000	0	0	0-0	9	29	1	.974

Year	era	w-l	app	gs	cg	sho	sv	ip	h	r	er	bb	so	2b	3b	hr	bf	bavg	wp	hbp	bk	sfa	sha
2016	3.38	1-0	15	2	0	0/1	0	18.2	14	10	7	12	18	2	1	0	80	.209	0	0	0	0	1
2017	4.66	3-3	22	10	0	0/1	0	65.2	69	37	34	32	60	10	0	5	296	.275	6	5	0	2	5
2018	5.30	5-3	18	12	0	0/0	1	69.2	82	43	41	40	62	11	2	4	331	.306	5	13	1	7	3
2019	4.24	2-1	14	5	0	0/1	0	34.0	37	16	16	13	27	2	2	2	149	.285	5	3	0	3	0
TOTAL	4.69	11-7	69	29	0	0/3	1	188.0	202	106	98	97	167	25	5	11	856	.282	16	21	1	12	9

### McCusker, Carson

Year	avg	gp-gs	ab	r	h	2b	3b	hr	rbi	tb	slg%	bb	hbp	so	gdp	ob%	sf	sh	sb-att	po	a	e	fld%
2018	.271	45-35	129	19	35	8	1	8	18	69	.535	12	3	50	2	.347	0	0	3-3	64	3	3	.957
2019	.345	29-29	110	22	38	12	3	4	30	68	.618	16	1	33	1	.430	1	0	2-3	50	1	3	.944
TOTAL	.305	74-64	239	41	73	20	4	12	48	137	.573	28	4	83	3	.386	1	0	5-6	114	4	6	.952

### Ruder, Jacob

Year	avg	gp-gs	ab	r	h	2b	3b	hr	rbi	tb	slg%	bb	hbp	so	gdp	ob%	sf	sh	sb-att	po	a	e	fld%
2018	0.00	0-0	1	0	0	0/0	0	1.0	0	0	0	0	1	0	0	0	3	.000	0	0	0	0	0
TOTAL	0.00	0-0	1	0	0	0/0	0	1.0	0	0	0	0	1	0	0	0	3	.000	0	0	0	0	0



## PLAYER CAREER STATISTICS

### Scott, Parker

Year	avg	gp-gs	ab	r	h	2b	3b	hr	rbi	tb	slg%	bb	hbp	so	gdp	ob%	sf	sh	sb-att	po	a	e	fld%
2019	.000	0-0	0	0	0	0	0	0	0	0	.000	0	0	0	0	.000	0	0	0-0	1	5	0	1.000
TOTAL	.000	0-0	0	0	0	0	0	0	0	0	.000	0	0	0	0	.000	0	0	0-0	1	5	0	1.000

Year	era	w-l	app	gs	cg	sho	sv	ip	h	r	er	bb	so	2b	3b	hr	bf	bavg	wp	hbp	bk	sfa	sha
2017	6.75	0-0	6	2	0	0/0	0	8.0	11	6	6	2	9	2	0	0	37	.333	0	1	0	0	1
2019	0.89	2-0	9	2	0	0/1	0	20.1	16	3	2	7	28	3	0	0	83	.225	4	1	0	2	2
TOTAL	2.54	2-0	15	4	0	0/1	0	28.1	27	9	8	9	37	5	0	0	120	.260	4	2	0	2	3

### Sifrit, Noah

Year	avg	gp-gs	ab	r	h	2b	3b	hr	rbi	tb	slg%	bb	hbp	so	gdp	ob%	sf	sh	sb-att	po	a	e	fld%
2018	.000	2-0	0	2	0	0	0	0	0	0	.000	0	0	0	0	.000	0	0	0-0	0	2	0	1.000
2019	.281	21-8	32	11	9	1	1	0	3	12	.375	6	1	13	0	.410	0	1	3-5	19	0	1	.950
TOTAL	.281	23-8	32	13	9	1	1	0	3	12	.375	6	1	13	0	.410	0	1	3-5	19	2	1	.955

Year	era	w-l	app	gs	cg	sho	sv	ip	h	r	er	bb	so	2b	3b	hr	bf	bavg	wp	hbp	bk	sfa	sha
2018	4.32	2-0	15	0	0	0/0	1	25.0	18	16	12	25	18	4	1	0	116	.202	6	0	2	2	0
2019	13.50	0-0	3	0	0	0/0	0	1.1	0	2	2	3	2	0	0	0	7	.000	0	0	0	0	0
TOTAL	4.78	2-0	18	0	0	0/0	1	26.1	18	18	14	28	20	4	1	0	123	.194	6	0	2	2	0

### Simpson, Colin

Year	avg	gp-gs	ab	r	h	2b	3b	hr	rbi	tb	slg%	bb	hbp	so	gdp	ob%	sf	sh	sb-att	po	a	e	fld%
2016	.212	32-17	85	15	18	3	1	2	9	29	.341	10	1	31	0	.302	0	0	0-0	36	9	1	.978
2017	.277	53-46	191	28	53	8	0	11	40	94	.492	29	2	47	5	.373	3	0	3-4	252	24	1	.996
2018	.280	58-58	225	48	63	13	0	18	51	130	.578	37	2	62	1	.382	3	0	8-11	315	41	6	.983
2019	.240	38-38	146	28	35	7	0	8	37	66	.452	25	6	34	2	.363	5	0	4-6	183	23	1	.995
TOTAL	.261	181-159	647	119	169	31	1	39	137	319	.493	101	11	174	8	.365	11	0	15-21	786	97	9	.990

### Stone, Mitchell

Year	avg	gp-gs	ab	r	h	2b	3b	hr	rbi	tb	slg%	bb	hbp	so	gdp	ob%	sf	sh	sb-att	po	a	e	fld%
2018	.000	1-1	0	0	0	0	0	0	0	0	.000	0	0	0	0	.000	0	0	0-0	0	1	0	1.000
2019	.000	0-0	0	0	0	0	0	0	0	0	.000	0	0	0	0	.000	0	0	0-0	0	9	1	.900
TOTAL	.000	1-1	0	0	0	0	0	0	0	0	.000	0	0	0	0	.000	0	0	0-0	0	10	1	.909

Year	era	w-l	app	gs	cg	sho	sv	ip	h	r	er	bb	so	2b	3b	hr	bf	bavg	wp	hbp	bk	sfa	sha
2018	6.23	0-0	2	2	0	0/0	0	4.1	9	3	3	3	6	1	0	1	24	.429	2	0	1	0	0
2019	5.70	2-1	7	5	0	0/1	0	23.2	20	19	15	14	17	4	0	1	110	.227	7	3	0	1	4
TOTAL	5.79	2-1	9	7	0	0/1	0	28.0	29	22	18	17	23	5	0	2	134	.266	9	3	1	1	4

### Taylor, Jake

Year	avg	gp-gs	ab	r	h	2b	3b	hr	rbi	tb	slg%	bb	hbp	so	gdp	ob%	sf	sh	sb-att	po	a	e	fld%
2018	.231	26-20	91	7	21	4	0	1	11	28	.308	1	3	26	6	.263	0	0	1-2	116	13	1	.992
2019	.258	19-15	62	7	16	2	0	2	4	24	.387	10	0	16	2	.356	1	0	0-1	23	3	0	1.000
TOTAL	.242	45-35	153	14	37	6	0	3	15	52	.340	11	3	42	8	.304	1	0	1-3	139	16	1	.994

### Varela, C.J.

Year	avg	gp-gs	ab	r	h	2b	3b	hr	rbi	tb	slg%	bb	hbp	so	gdp	ob%	sf	sh	sb-att	po	a	e	fld%
2017	.000	0-0	0	0	0	0	0	0	0	0	.000	0	0	0	0	.000	0	0	0-0	1	2	0	1.000
2018	.000	0-0	0	0	0	0	0	0	0	0	.000	0	0	0	0	.000	0	0	0-0	2	9	1	.917
2019	.000	0-0	0	0	0	0	0	0	0	0	.000	0	0	0	0	.000	0	0	0-0	1	1	1	.667
TOTAL	.000	0-0	0	0	0	0	0	0	0	0	.000	0	0	0	0	.000	0	0	0-0	4	12	2	.889

Year	era	w-l	app	gs	cg	sho	sv	ip	h	r	er	bb	so	2b	3b	hr	bf	bavg	wp	hbp	bk	sfa	sha
2017	5.11	2-1	13	4	0	0/1	1	24.2	23	14	14	11	23	0	0	4	108	.253	0	2	0	1	3
2018	3.40	4-0	19	6	0	0/0	3	42.1	34	18	16	28	29	6	1	3	185	.230	4	2	0	2	4
2019	5.79	0-0	9	5	0	0/1	0	23.1	23	17	15	17	24	6	0	2	110	.253	1	2	0	0	0
TOTAL	4.48	6-1	41	15	0	0/2	4	90.1	80	49	45	56	76	12	1	9	403	.242	5	6	0	3	7



## The Last Time...

### A Cowboy Hitter Had...

8+ At Bats in a Game:	Gage Green & Corey Hassel (8) vs. Texas, April 3, 2015
5+ Hits in a Game:	Garrett McCain (5) vs. Kansas, April 13, 2017
6 Runs in a Game:	Christian Funk (tied school record) vs. Kansas, April 12, 2019
5 Runs in a Game:	Carson McCusker vs. Wright State, Feb. 23, 2019
3 Doubles in a Game:	Trevor Boone vs. Southeastern Louisiana, March 15, 2019
2 Triples in a Game:	Carson McCusker vs. Kansas State, March 23, 2019
A Grand Slam:	Colin Simpson vs. Kansas (9th inning), April 12, 2019*
A Pinch-Hit Home Run:	Cade Cabbiness vs. Oklahoma (2nd inning), April 27, 2018
Hit for the Cycle:	Garrett Bengel vs. Missouri State, June 2, 2017
10 RBI in a Game:	Jason Heath vs. Kansas State, April 24, 1993
9 RBI in a Game:	Robbie Rea vs. Alabama A&M, March 10, 2012 (Game 1)
8 RBI in a Game:	Adam Carr vs. Kansas, May 22, 2005
7 RBI in a Game:	Christian Funk vs. Kansas, April 20, 2018 (Game 1)
6 RBI in a Game:	Carson McCusker vs. Texas, April 19, 2019*
5 RBI in a Game:	Trevor Boone vs. Texas, April 18, 2019*
10+ Total Bases:	Trevor Boone (13) vs. Texas, April 18, 2019*
5 Walks in a Game:	Corey Brown vs. Texas Tech, May 11, 2007
4 Walks in a Game:	Ryan Cash vs. Oral Roberts, June 3, 2017
4 Strikeouts in a Game:	Trevor Boone vs. Kansas, April 14, 2019*
Stole Home:	Max Hewitt vs. Little Rock, Feb. 20, 2019
4 Stolen Bases in a Game:	Garrett McCain vs. Incarnate Word, March 1, 2016
3 Stolen Bases in a Game:	Gage Green vs. Southeastern Oklahoma State, March 20, 2013
3 HRs in a Game:	Trevor Boone vs. Texas, April 18, 2019* (tied school record)
2 HRs in a Game:	Alex Garcia vs. Kansas, April 12, 2019*
HRs in Consecutive At Bats:	Trevor Boone vs. Kansas (2nd & 3rd innings), April 12, 2019*
Inside-the-Park Home Run:	Kevin Bradley vs. Alcorn State, March 11, 2015
2 Hits in an Inning:	Trevor Boone vs. Texas (8th inning), April 18, 2019
3 Hits in an Inning:	Toby Rhodes vs. Grambling, Feb. 11, 2000 (tied for NCAA record)
3 HBP in a Game:	Rafael Thomas vs. Western Illinois, March 18, 2009 (Game 2)
Led Off Game with HR:	Devin Shines vs. Texas Tech, May 21, 2011
Walk-Off Home Run:	Ryan Sluder vs. Dallas Baptist, April 21, 2015

### A Cowboy Pitcher Had...

A Complete Game:	Jensen Elliott vs. Texas, April 18, 2019
A Complete Game (7 Innings):	Carson Teel vs. Kansas, April 20, 2018 (Game 1)
A Complete Game by a Freshman:	Jensen Elliott vs. West Virginia, April 3, 2016
Four-Straight Complete Games:	Spencer Grogan vs. Kansas State 4/25; Kansas 4/17; Baylor 4/11; Texas A&M 4/3, 2004
Consecutive Complete Games:	Thomas Hatch vs. TCU, April 22, 2016; vs. Texas, April 30, 2016; vs. Prairie View A&M, May 6, 2016
Consecutive Complete Games (7 Innings):	Matt Smith at Baylor (9), April 18, 1998; vs. Nebraska (7), April 24, 1998
A Shutout:	Jensen Elliott vs. Texas, April 18, 2019
A Shutout (7 Innings):	Frank Bludau vs. Kansas, March 19, 2000
Consecutive Shutouts:	Thomas Hatch vs. TCU, April 22, 2016; vs. Texas, April 30, 2016; vs. Prairie View A&M, May 6, 2016
A Combined Shutout:	
	Scott (1.0), Varela (1.0), Stone (2.0), Peterson (1.0), Kelly (1.0), Sparks (0.0), Battenfield (1.0), Lyons (1.0) & Gragg (1.0) vs. Wichita State, April 10, 2019*
A Combined Shutout (7 Innings):	Andrew Oliver (5), Brandon Adams (0.1) & Justin Friend (1.2) vs. Texas Tech, May 13, 2007
A Shutout by a Freshman:	Matt Smith vs. Nebraska, April 24, 1998
Hit Four Batters in a Game:	Matt Gardner vs. La Salle, Feb. 16, 2007
A Three-Pitch Inning:	Rick Rivas (5th inn.) vs. Dallas Baptist, April 11, 2006
Had 10+ Strikeouts in a Game:	Carson Teel (12) vs. Oklahoma, April 27, 2018
A 1-Hit Game:	Jensen Elliott vs. Texas, April 18, 2019
A Combined 1-Hit Game:	Jensen Elliott (7.0), Peyton Battenfield (1.0) & Ben Leeper (1.0) vs. Southeastern Louisiana, March 15, 2019
A No-Hitter:	Bob Richardson vs. Houston, March 26, 1968
A No-Hitter (7 Innings):	Joe Giordanella vs. Oklahoma, April 1, 1985
A Combined No-Hitter:	Jason Bell (5.2), Brent Nichols (1.1), Rob Gaiko (1) & Marcus Cuper (1) vs. Missouri Southern, March 16, 1993



## The Last Time...

### Oklahoma State (The Team)...

Scored 30+ Runs:	30 vs. Western Illinois, March 18, 2009 (Game 1)
Scored 20+ Runs:	27 vs. <i>Kansas, April 12, 2019</i>
Scored 10+ Runs in an Inning:	10 (8th inn.) vs. <i>Texas, April 18, 2019</i>
Had 20+ Hits:	22 vs. <i>Kansas, April 12, 2019*</i>
Had 7+ Doubles:	10 vs. Minnesota, March 6, 2011
Did Not Strikeout:	vs. Kansas, May 2, 2010
Had 4+ Triples:	4 vs. Arkansas-Pine Bluff, March 23, 2011
Had 10+ HRs:	12 vs. <i>Kansas, April 12, 2019</i>
Had 7+ HRs:	12 vs. <i>Kansas, April 12, 2019</i>
Had 10+ Walks:	10 vs. <i>Kansas, April 12, 2019*</i>
Had 10+ Stolen Bases:	11 vs. Wichita State, April 27, 1956
Allowed Less Than Three Hits:	1 vs. <i>Texas, April 18, 2019*</i>
Was Shut Out:	vs. Texas, April 28, 2017
Was Shut Out at Home:	vs. Texas, April 28, 2017
Was Shut Out On The Road:	vs. Grand Canyon, Feb. 20, 2017
Had Back-to-Back Homers:	<i>Trevor Boone &amp; Alix Garcia (2nd inn.) vs. Texas, April 18, 2019*</i>
Had Three Consecutive Homers:	Ty Wright/Shelby Ford/Tyler Mach vs. Western Illinois, Feb. 24, 2006
Struck Out 15+ Times:	15 vs. <i>Kansas, April 13, 2019*</i>
Turned a Triple Play:	vs. Cal State Fullerton, May 31, 2014
Was Held to 2 or Less Hits:	2 vs. Oral Roberts, May 2, 2017
Committed 4+ Errors in a Game:	4 vs. <i>West Virginia, April 7, 2019*</i>
Won Both Games of a Doubleheader:	vs. Kansas, April 20, 2018
Lost Both Games of a Doubleheader:	vs. Texas, April 14, 2012

### An Opponent...

Threw a No-Hitter:	Nick Schmidt (6), Brian McLelland (1) and Devin Collis (2), Arkansas, Feb. 11, 2006
Threw a One-Hitter:	B.R. Cook, Oregon State, Feb. 18, 1999
Hit 3 HRs:	Charlie Llewellyn, Texas-Arlington, March 10, 1993
Hit 2 HRs:	Cameron Warren, Texas Tech, May 24, 2018
Had Back-to-Back HRs:	Aaron Dodson and Davis Wendzel (4th inn.), Baylor, May 13, 2017
Hit a Grand Slam:	Jake Scudder (2nd inn.), Kansas State, April 7, 2017
Had 5+ Hits in a Game:	Richie Cunningham (5), Baylor, May 11, 2018
Had 6+ RBI in a Game:	Grant Little, Texas Tech, May 18, 2018
Scored 10+ Runs in an Inning:	Stetson (10 in the 3rd inn.), June 3, 2018
Had a Pinch-Hit Home Run:	Lenni Kunert, Northwestern State, March 19, 2017
Pitched a Complete Game:	Jack Perkins, Stetson, June 3, 2018
Had 10+ Strikeouts in a Game:	<i>Bryce Elder (10), Texas, April 18, 2019*</i>

*italics* — occurred during 2019 season

\* — most recent occurrence in 2019