



# OKLAHOMA STATE COWBOY BASEBALL

Wade McWhorter • OSU Athletics Communications • (405) 744-7853 (o) or 612-5240 (c) • wade.mcwhorter@okstate.edu

## GAME INFO

**Video/TV:** FOX Sports Oklahoma & FOX Sports Go app  
(Dave Hunziker & Tom Holliday)  
**Radio:** KSPI 93.7 FM (Rex Holt & Matt Davis)  
okstate.com/watch & stillwateradio.net  
**Live Stats:** okstate.statbroadcast.com  
**Twitter In-Game Updates:** @OSUBaseball

## SERIES CAPSULE

### Oklahoma State (9-5) vs. Missouri State (3-10)

Tues., March 12/3:35 p.m.

Allie P. Reynolds Stadium (4,000) • Stillwater, Okla.

## 2019 SCHEDULE/RESULTS

Feb. 15	at UT Rio Grande Valley	W, 10-3
Feb. 16	at UT Rio Grande Valley	L, 2-5
Feb. 17	at UT Rio Grande Valley	W, 3-1
<b>Feb. 20</b>	<b>Little Rock</b>	<b>W, 8-3</b>
<b>Feb. 22</b>	<b>Wright State</b>	<b>W, 4-0</b>
<b>Feb. 23</b>	<b>Wright State</b>	<b>W, 17-5</b>
<b>Feb. 24</b>	<b>Wright State</b>	<b>L, 4-5</b>
<b>March 1</b>	<b>Iowa (DH, Gm. 1)</b>	<b>W, 5-4</b>
	<b>Iowa (DH, Gm. 2)</b>	<b>L, 4-5</b>
<b>March 2</b>	<b>Iowa</b>	<b>L, 2-3</b>
<b>March 6</b>	<b>Wichita State</b>	<b>W, 10-7</b>
March 8	at USC%	W, 11-6
March 9	at #2 UCLA%	L, 3-6
March 10	vs. #16 Michigan% @	W, 3-2 (10)
<b>March 12</b>	<b>Missouri State</b>	<b>3:35 p.m.</b>
<b>March 15</b>	<b>Southeastern Louisiana</b>	<b>6:05 p.m.</b>
<b>March 16</b>	<b>Southeastern Louisiana</b>	<b>2:05 p.m.</b>
<b>March 17</b>	<b>Southeastern Louisiana</b>	<b>1:05 p.m.</b>
March 19	at Dallas Baptist	6:30 p.m.
<b>March 22</b>	<b>Kansas State*</b>	<b>6:05 p.m.</b>
<b>March 23</b>	<b>Kansas State*</b>	<b>2:05 p.m.</b>
<b>March 24</b>	<b>Kansas State*</b>	<b>1:05 p.m.</b>
<b>March 26</b>	<b>Oklahoma</b>	<b>6:35 p.m.</b>
March 29	at TCU*	6:30 p.m.
March 30	at TCU*	2 p.m.
March 31	at TCU*	1 p.m.
<b>April 2</b>	<b>Central Arkansas</b>	<b>6:05 p.m.</b>
<b>April 5</b>	<b>West Virginia*</b>	<b>6:05 p.m.</b>
<b>April 6</b>	<b>West Virginia*</b>	<b>2:05 p.m.</b>
<b>April 7</b>	<b>West Virginia*</b>	<b>1:05 p.m.</b>
April 10	at Wichita State	6 p.m.
April 12	at Kansas*	6 p.m.
April 13	at Kansas*	2 p.m.
April 14	at Kansas*	1 p.m.
<b>April 16</b>	<b>Dallas Baptist</b>	<b>6:05 p.m.</b>
<b>April 18</b>	<b>Texas*</b>	<b>7:05 p.m.</b>
<b>April 19</b>	<b>Texas*</b>	<b>6:35 p.m.</b>
<b>April 20</b>	<b>Texas*</b>	<b>3:05 p.m.</b>
<b>April 23</b>	<b>Oral Roberts</b>	<b>6:05 p.m.</b>
April 26	at Texas Tech*	6:30 p.m.
April 27	at Texas Tech*	7:30 p.m.
April 28	at Texas Tech*	2 p.m.
April 30	at Oral Roberts	6 p.m.
May 3	at Oregon State	7:35 p.m.
May 4	at Oregon State	8:05 p.m.
May 5	at Oregon State	2:05 p.m.
May 10	vs. Oklahoma*& (Tulsa)	7 p.m.
May 11	vs. Oklahoma*# (OKC)	7 p.m.
May 12	at Oklahoma*	2 p.m.
<b>May 16</b>	<b>Baylor*</b>	<b>6:35 p.m.</b>
<b>May 17</b>	<b>Baylor*</b>	<b>6:35 p.m.</b>
<b>May 18</b>	<b>Baylor*</b>	<b>6:05 p.m.</b>
May 22-26	Big 12 Baseball Championship#	
May 31-June 3	NCAA Regionals\$	
June 6-9	NCAA Super Regionals\$	
June 15-26	College World Series!	

**Bold italics indicates home game • All Times Central**  
\* — Big 12 Conference game  
% — Dodger Stadium College Baseball Classic • Los Angeles  
@ — at Dodger Stadium • Los Angeles  
& — ONEOK Field • Tulsa, Okla.  
# — Chickasaw Bricktown Ballpark • Oklahoma City  
\$ — Campus Site  
! — TD Ameritrade Park • Omaha, Neb.



	Value	NCAA Rank
<b>Batting Avg.</b>	.268	115
<b>Base On Balls</b>	82	35
<b>Double Plays</b>	13	35
<b>Doubles</b>	26	82
<b>Earned Run Avg.</b>	3.53	59
<b>Fielding Pct.</b>	.968	138
<b>Hit By Pitch</b>	14	140
<b>Hits</b>	122	129
<b>Home Runs</b>	11	84
<b>On-Base Pct.</b>	.391	61
<b>Runs</b>	86	99
<b>Sac Bunts</b>	15	4
<b>Sac Flies</b>	7	70
<b>Scoring</b>	6.1	105
<b>Shutouts</b>	1	55
<b>Slugging Pct.</b>	.411	79
<b>Stolen Bases</b>	15	129
<b>Triples</b>	3	114
<b>Ks Per 9 Inn.</b>	9.7	60
<b>WHIP</b>	1.36	98
<b>W-L Pct.</b>	.643	71

	Value	NCAA Rank
<b>Batting Avg.</b>	.216	262
<b>Base On Balls</b>	37	259
<b>Double Plays</b>	9	127
<b>Doubles</b>	12	271
<b>Earned Run Avg.</b>	7.70	272
<b>Fielding Pct.</b>	.961	203
<b>Hit By Pitch</b>	11	178
<b>Hits</b>	92	237
<b>Home Runs</b>	6	179
<b>On-Base Pct.</b>	.294	277
<b>Runs</b>	53	229
<b>Sac Bunts</b>	4	200
<b>Sac Flies</b>	3	210
<b>Scoring</b>	4.1	243
<b>Shutouts</b>	0	n/a
<b>Slugging Pct.</b>	.301	256
<b>Stolen Bases</b>	7	236
<b>Triples</b>	3	114
<b>Ks Per 9 Inn.</b>	7.9	199
<b>WHIP</b>	1.75	241
<b>W-L Pct.</b>	.231	248

## OSU PROBABLE STARTERS

Position	Players	2019 Statistics				Noteworthy	
Pos.	No.	Player	GP-GS	Avg.	HR	RBI	
C	24	Colin Simpson	14-14	.245	1	14	Leads NCAA with 5 sacrifice flies
or	8	Bryce Carter	14-14	.298	0	10	Grad transfer played last four seasons at Stanford
1B	2	Christian Funk	14-14	.191	3	12	Leads team with 13 walks
2B	1	Hueston Morrill	11-10	.333	0	4	Team-leading 4 stolen bases
SS	7	Max Hewitt	14-14	.300	0	4	Leads NCAA with 9 sacrifice bunts
3B	4	Andrew Navigato	13-11	.261	2	5	Starred at Cuesta CC last two seasons
RF	15	Cade Cabbiness	14-12	.191	0	5	3 outfield assists
CF	33	Trevor Boone	13-13	.298	2	6	8-for-16 with 2 HR & 5 RBIs in last four games
LF	12	Carson McCusker	14-14	.314	2	11	Leads team with 7 doubles
or	24	Colin Simpson	14-14	.245	1	14	Leads NCAA with 5 sacrifice flies
DH	8	Bryce Carter	14-14	.298	0	10	Grad transfer played last four seasons at Stanford
or	24	Colin Simpson	14-14	.245	1	14	Leads NCAA with 5 sacrifice flies

### Starting Pitchers

R/L	No.	Player	W-L	ERA	Last Appearance	W-L	IP	H	R	ER	BB	SO
R	35	C.J. Varela	0-0	3.86	3/6 vs. Wichita State	ND	3.0	4	3	3	1	2



# 2019 COWBOY BASEBALL ROSTER

## NUMERICAL ROSTER

No.	Name	Pos.	B/T	Ht.	Wt.	Class	Hometown (High School/Previous School)
1	Hueston Morrill	INF/RHP	R/R	5-10	156	Fr.	Live Oak, Fla. (Suwannee HS)
2	Christian Funk	1B/3B	L/R	6-1	199	Sr.	Fresno, Calif. (Fresno City CC/Clovis West HS)
3	Jake Taylor	C/1B	R/R	6-0	205	So.	Shawnee, Okla. (Shawnee HS)
4	Andrew Navigato	INF	R/R	5-11	188	Jr.	Riverside, Calif. (Cuesta CC/Riverside Poly HS)
5	Ben Leeper	RHP	R/R	6-0	194	Jr.	Southlake, Texas (Southlake Carroll HS)
6	Parker Scott	LHP	L/L	6-1	175	So.	Flower Mound, Texas (Flower Mound HS)
7	Max Hewitt	INF	L/R	6-0	182	Jr.	Midhurst, Ontario, Canada (Connors State JC/Eastview SS)
8	Bryce Carter	C	L/R	6-1	221	Sr.	Tulsa, Okla. (Stanford/Cascia Hall HS)
12	Carson McCusker	OF	R/R	6-8	221	Jr.	Sparks, Nev. (Folsom Lake CC/Spanish Springs HS)
13	Dayton Provost	INF	L/R	6-2	205	Jr.	Newhall, Calif. (Ventura JC/UCLA/Hart HS)
14	Noah Sifrit	LHP/OF	L/L	6-0	200	So.	Lubbock, Texas (Coronado HS)
15	Cade Cabbiness	OF	L/R	6-4	223	Jr.	Bixby, Okla. (Bixby HS)
16	Ryan Gendron	INF	R/R	6-4	201	Fr.	Tulsa, Okla. (Bishop Kelley HS)
17	Cross Factor	INF	L/R	6-0	183	So.	Yukon, Okla. (Cowley County CC/Yukon HS)
18	Dylan Gardner	INF	L/R	5-8	165	So.	Stillwater, Okla. (Stillwater HS)
22	Mitchell Stone	LHP	L/L	6-9	255	RS-Fr.	Edmond, Okla. (Deer Creek HS)
24	Colin Simpson	C/OF	L/R	5-9	228	Sr.	Edmond, Okla. (Memorial HS)
25	Tanner Sparks	RHP/INF	R/R	6-0	179	RS-Fr.	Shawnee, Okla. (Shawnee OK)
26	Tyler Polk	RHP	R/R	5-11	201	Fr.	Duncan, Okla. (Duncan HS)
27	Brady Basso	LHP	R/L	6-2	213	Jr.	Pearland, Texas (Pearland HS)
28	Roman Phansalkar	RHP	R/R	6-1	183	RS-Fr.	Edmond, Okla. (Arizona/Heritage Hall HS)
30	John Kelly	RHP	R/R	5-11	173	Fr.	Rutherford, N.J. (Rutherford HS)
31	Jacob Ruder	RHP	R/R	6-6	218	Jr.	Nixa, Mo. (Cowley County CC/Kansas State/Nixa HS)
33	Trevor Boone	OF	R/R	6-2	210	Jr.	Tulsa, Okla. (Memorial HS)
34	Jensen Elliott	RHP	R/R	6-6	231	Jr.	Coppell, Texas (Coppell HS)
35	C.J. Varela	RHP	R/R	5-10	168	Jr.	Katy, Texas (Seven Lakes HS)
36	Josh Spiegel	C	R/R	6-2	202	Fr.	Jeannette, Pa. (Penn Trafford HS)
37	Riley Taylor	RHP	R/R	6-3	222	Fr.	Haslet, Texas (V.R. Eaton HS)
38	Kaden Krowka	LHP	L/L	6-1	183	Fr.	Rockwall, Texas (Rockwall-Heath HS)
39	Brayden Belden	LHP	L/L	6-1	209	Jr.	Chickasha, Okla. (Seminole State JC/Chickasha HS)
42	Alix Garcia	INF	R/R	6-2	228	Jr.	Othello, Wash. (Central Arizona CC/Othello HS)
44	Nate Peterson	LHP	L/L	5-10	191	Fr.	Lakeville, Minn. (Lakeville North HS)
45	Logan Gragg	RHP	R/R	6-5	199	Jr.	Prairie Grove, Ark. (Connors State JC/Prairie Grove HS)
46	Joe Lienhard	RHP	R/R	6-5	235	Sr.	Wichita, Kan. (Kapaun Mt. Carmel HS)
47	Adam Becker	INF	R/R	6-4	220	Fr.	Midland, Texas (Lee HS)
48	Brett Standlee	RHP	R/R	6-4	232	RS-Fr.	Jenks, Okla. (Jenks HS)
49	Ryan Van Leeuwen	LHP	L/L	6-2	215	Sr.	Keller, Texas (Weatherford JC/UT Arlington/ Timber Creek HS)
50	Jake Lyons	RHP	R/R	6-5	282	Jr.	Irving, Texas (Weatherford JC/MacArthur HS)
52	Jake Northern	INF	R/R	5-10	207	Jr.	Coweta, Okla. (Connors State JC/Coweta HS)
53	Chase Burgess	RHP	R/R	6-1	173	Jr.	Jenks, Okla. (Northeastern Oklahoma A&M/Jenks HS)
55	Peyton Battenfield	RHP	R/R	6-4	224	Jr.	Claremore, Okla. (Verdigris HS)

## COACHES

- 9 Josh Holliday – Head Coach (Seventh Season)
- 10 Rob Walton – Assistant Coach (Seventh Season)
- 51 James Vilade – Assistant Coach (Fourth Season)
- 43 Victor Romero – Volunteer Assistant Coach (First Season)
- Reid Barnett – Director of Player Development (First Season)
- Chris Sobonya – Strength & Conditioning/Sports Performance (First Season)
- Conor Marshall & Cody Semler – Graduate Managers

## ALPHABETICAL ROSTER

No.	Name	Pos.
27	Basso, Brady	LHP
55	Battenfield, Peyton	RHP
47	Becker, Adam	INF
39	Belden, Brayden	LHP
33	Boone, Trevor	OF
53	Burgess, Chase	RHP
15	Cabbiness, Cade	OF
8	Carter, Bryce	C
34	Elliott, Jensen	RHP
17	Factor, Cross	INF
47	Funk, Christian	1B/3B
42	Garcia, Alix	INF
18	Gardner, Dylan	INF
16	Gendron, Ryan	INF
45	Gragg, Logan	RHP
7	Hewitt, Max	INF
30	Kelly, John	RHP
38	Krowka, Kaden	LHP
5	Leeper, Ben	RHP
46	Lienhard, Joe	RHP
50	Lyons, Jake	RHP
12	McCusker, Carson	OF
1	Morrill, Hueston	INF/RHP
4	Navigato, Andrew	INF
52	Northern, Jake	INF
44	Peterson, Nate	LHP
28	Phansalkar, Roman	RHP
26	Polk, Tyler	RHP
13	Provost, Dayton	INF
31	Ruder, Jacob	RHP
6	Scott, Parker	LHP
14	Sifrit, Noah	LHP/OF
24	Simpson, Colin	C/OF
25	Sparks, Tanner	RHP/INF
36	Spiegel, Josh	C
48	Standlee, Brett	RHP
22	Stone, Mitchell	LHP
3	Taylor, Jake	C/1B
37	Taylor, Riley	RHP
49	Van Leeuwen, Ryan	LHP
35	Varela, C.J.	RHP

## PRONUNCIATION GUIDE

Hueston Morrill	hue-ston more-ul
Krowka	crow-cuh
Lienhard	lin-hard
Ruder	rew-der
Sifrit	sigh-frit
Spiegel	spee-gull
Van Leeuwen	van lew-in
Vilade	rhymes with made

## ROSTER BREAKDOWN

### BY CLASS

**Seniors (5):** Carter, Funk, Lienhard, Simpson, Van Leeuwen  
**Juniors (18):** Basso, Battenfield, Belden, Boone, Burgess, Cabbiness, Elliott, Garcia, Gragg, Hewitt, Leeper, Lyons, McCusker, Navigato, Northern, Provost, Ruder, Varela  
**Sophomores (5):** Factor, Gardner, Scott, Sifrit, J. Taylor  
**Redshirt Freshmen (4):** Phansalkar, Sparks, Standlee, Stone  
**Freshmen (9):** Becker, Gendron, Kelly, Krowka, Morrill, Peterson, Polk, Spiegel, R. Taylor


### BY STATE

**Oklahoma (17):** Battenfield, Belden, Boone, Burgess, Cabbiness, Carter, Factor, Gardner, Gendron, Northern,

Phansalkar, Polk, Simpson, Sparks, Standlee, Stone, J. Taylor  
**Texas (11):** Basso, Becker, Elliott, Krowka, Leeper, Lyons, Scott, Sifrit, R. Taylor, Van Leeuwen, Varela  
**California (3):** Funk, Navigato, Provost  
**Arkansas (1):** Gragg  
**Canada (1):** Hewitt  
**Florida (1):** Morrill  
**Kansas (1):** Lienhard  
**Minnesota (1):** Peterson  
**Missouri (1):** Ruder  
**Nevada (1):** McCusker  
**New Jersey (1):** Kelly  
**Pennsylvania (1):** Spiegel  
**Washington (1):** Garcia



PLAYER RADIO/TV CHART



**1**

**Houston Morrill**

INF/RHP • R/R • 5-10, 156  
Fr. • Live Oak, Fla.



**2**

**Christian Funk**


1B/3B • L/R • 6-1, 199  
Sr. • Fresno, Calif.



**3**

**Jake Taylor**


C/1B • R/R • 6-0, 205  
So. • Shawnee, Okla.



**4**

**Andrew Navigato**

INF • R/R • 5-11, 188  
Jr. • Riverside, Calif.



**5**

**Ben Leeper**


RHP • 6-0, 194  
Jr. • Southlake, Texas



**6**

**Parker Scott**

LHP • 6-1, 175  
So. • Flower Mound, Texas



**7**

**Max Hewitt**


INF • L/R • 6-0, 182  
Jr. • Midhurst, Ontario, Canada



**8**

**Bryce Carter**

C • L/R • 6-1, 221  
Sr. • Tulsa, Okla.



**12**

**Carson McGusker**


OF • R/R • 6-8, 221  
Jr. • Sparks, Nev.



**13**

**Dayton Provost**


INF • L/R • 6-2, 205  
Jr. • Newhall, Calif.



**14**

**Noah Sifrit**


LHP/OF • L/L • 6-0, 200  
So. • Lubbock, Texas



**15**

**Cade Gabbiness**


OF • L/R • 6-4, 223  
Jr. • Bixby, Okla.



**16**

**Ryan Gendron**

INF • R/R • 6-4, 201  
Fr. • Tulsa, Okla.



**17**

**Gross Factor**


INF • L/R • 6-0, 183  
So. • Yukon, Okla.



**18**

**Dylan Gardner**


INF • L/R • 5-8, 165  
So. • Stillwater, Okla.



**22**

**Mitchell Stone**

LHP • 6-9, 255  
RS-Fr. • Edmond, Okla.



**24**

**Colin Simpson**


C/OF • L/R • 5-9, 228  
Sr. • Edmond, Okla.



**25**

**Tanner Sparks**


RHP/INF • R/R • 6-0, 179  
RS-Fr. • Shawnee, Okla.



**26**

**Tyler Polk**


RHP • 5-11, 201  
Fr. • Duncan, Okla.



**27**

**Brady Basso**


LHP • 6-2, 213  
Jr. • Pearland, Texas



**30**

**John Kelly**

RHP • 5-11, 173  
Fr. • Rutherford, N.J.



**31**

**Jacob Ruder**


RHP • 6-6, 218  
Jr. • Nixa, Mo.



**33**

**Trevor Boone**


OF • R/R • 6-2, 210  
Jr. • Tulsa, Okla.



**34**

**Jensen Elliott**

RHP • 6-6, 231  
Jr. • Coppell, Texas



**35**

**C.J. Varela**

RHP • 5-10, 168  
Jr. • Katy, Texas



**36**

**Josh Spiegel**


C • 6-2, 202  
Fr. • Jeannette, Pa.



**37**

**Riley Taylor**


RHP • 6-3, 222  
Fr. • Haslet, Texas



**38**

**Kaden Krowka**


LHP • 6-1, 183  
Fr. • Rockwall, Texas



**39**

**Brayden Belden**

LHP • 6-1, 209  
Jr. • Chickasha, Okla.



**42**

**Alix Garcia**

INF • R/R • 6-2, 228  
Jr. • Othello, Wash.



**44**

**Nate Peterson**


LHP • 5-10, 1192  
Fr. • Lakeville, Minn.



**45**

**Logan Gragg**

RHP • 6-5, 199  
Jr. • Prairie Grove, Ark.



**46**

**Joe Lienhard**

RHP • 6-5, 235  
Sr. • Wichita, Kan.



**47**

**Adam Becker**


INF • R/R • 6-4, 220  
Fr. • Midland, Texas



**48**

**Brett Standlee**


RHP • 6-4, 232  
RS-Fr. • Jenks, Okla.



**49**

**Ryan Van Leeuwen**


LHP • 6-2, 215  
Sr. • Keller, Texas



**50**

**Jake Lyons**


RHP • 6-5, 282  
Jr. • Irving, Texas



**52**

**Jake Northern**


INF • R/R • 5-10, 207  
Jr. • Coweta, Okla.



**53**

**Chase Burgess**

RHP • 6-1, 173  
Jr. • Jenks, Okla.



**55**

**Peyton Battenfield**

RHP • 6-4, 224  
Jr. • Claremore, Okla.



GAME NOTES



2019 BIG 12 CONFERENCE STANDINGS

	Big 12		Overall	
	W	L	W	L
Oklahoma	0	0	13	3
Kansas	0	0	11	3
Texas Tech	0	0	11	3
Baylor	0	0	10	4
Texas	0	0	12	6
<b>Oklahoma State</b>	<b>0</b>	<b>0</b>	<b>9</b>	<b>5</b>
TCU	0	0	9	5
West Virginia	0	0	9	5
Kansas State	0	0	6	8

Big 12 Midweek Schedule

Tuesday

Kansas vs. Cent. Connecticut (Port Charlotte, Fla.)	9 a.m.
West Virginia at Morehead State	3 p.m.
Northern Illinois at Kansas State	3 p.m.
UT Arlington at Oklahoma	6:30 p.m.
Texas Southern at Texas	6:30 p.m.
TCU at San Diego	8 p.m.

Wednesday

Kansas vs. Seton Hall (Port Charlotte, Fla.)	10 a.m.
West Virginia at Morehead State	3 p.m.
Northern Illinois at Kansas State	3 p.m.
Abilene Christian at Baylor	6:35 p.m.

...

2019 Big 12 Preseason Coaches Poll

- |                          |                  |
|--------------------------|------------------|
| 1. Texas Tech (6)        | 6. West Virginia |
| 2. Baylor (2)            | 7. Oklahoma      |
| 3. TCU (1)               | 8. Kansas        |
| 4. Texas                 | 9. Kansas State  |
| 5. <b>Oklahoma State</b> |                  |

...

Awards & Watch Lists

- |               |   |
|---------------|---|
| Colin Simpson | • Preseason All-American<br>(Collegiate Baseball) |
|               | • Preseason All-Big 12                            |

About Oklahoma State

- OSU is 9-5 on the season after going 3-1 last week, including a 2-1 showing at the Dodger Stadium College Baseball Classic over the weekend.
- The Cowboys are coming off a 31-26-1 season in 2018 in which they earned a sixth consecutive NCAA Regional berth. OSU advanced to the finals of the NCAA DeLand Regional where they lost to host Stetson.
- OSU finished second in the Big 12 Conference standings in 2018 with a 16-8 mark, one game back of league champion Texas. It marked the fifth time in the last six seasons the Cowboys earned a top-two league finish.
- OSU had 11 players earn All-Big 12 status a year ago, led by 2018 Big 12 Newcomer of the Year Matt Kroon and All-Big 12 First Team starting pitcher Carson Teel. Seven of those all-conference Cowboys return in 2019.
- Four Cowboys position players who started at least 35 games last season return in 2019 — catcher/outfielder Colin Simpson, outfielder Trevor Boone, first/third baseman Christian Funk and outfielder Carson McCusker.
- The 2019 season marks OSU's seventh under head coach Josh Holliday, who is 240-137-1 at his alma mater.

About Missouri State

- Missouri State is 3-10 on the season and has lost five consecutive games entering Tuesday's game in Stillwater.
- The Bears are hitting .216 as a team and averaging 4.1 runs per game.
- MSU's pitching staff sports a collective 7.70 ERA and has recorded 97 strikeouts in 111.0 innings.
- Keith Guttin is in his 37th season as Missouri State's head coach and owns a record of 1,262-786. Guttin has led the Bears to 11 NCAA Regional appearances and the 2003 College World Series.

Cowboys vs. Bears

Oklahoma State is 15-7 in the all-time series against Missouri State, including a 9-1 mark under Josh Holliday. Seven of the last 10 meetings have been decided by two runs or less, three of those in extra innings.

Last 10 Meetings

2018 - OSU 4, MSU 2 (Stillwater); OSU 10, MSU 8 (Springfield)

2017 - OSU 7, MSU 3 (Stillwater); MSU 6, OSU 5 (NCAA Fayetteville Regional)

2016 - OSU 6, MSU 5 (10 inn. - Springfield)

2015 - OSU 7, MSU 2 (Stillwater)

2014 - OSU 6, MSU 0 (Springfield); OSU 3, MSU 2 (11 inn. - Stillwater)

2013 - OSU 5, MSU 4, (10 inn. - Stillwater); OSU 6, MSU 4 (Springfield)

In The Polls

OSU dropped out of the national rankings on March 11 after spending the first three weeks of 2019 in the polls. The Cowboys were as high as No. 16, checking in at that spot in the *Collegiate Baseball* preseason rankings. Last season, OSU entered the national rankings for the first time on April 23 and remained in at least one poll for five consecutive weeks before dropping out.

From March 4, 2013 to April 3, 2017, OSU was ranked in at least one national poll, a streak of 77 consecutive weeks. During that time, the Cowboys spent 18 weeks in the Top 10 and were ranked as high as No. 3 (by the NCBWA in 2014). They have finished in the top 10 in the final national polls twice in the last five seasons — 10th in 2014 and fourth in 2016.

High Five

OSU entered the 2019 season as the fifth-winningest team in NCAA history in terms of winning percentage at .661.

Team	Seasons	Wins	Losses	Ties	Pct.
1. Texas	122	3,485	1,306	31	.726
2. Florida State	71	2,882	1,085	11	.726
3. Miami (Fla.)	74	2,595	1,084	18	.704
4. Arizona State	107	2,859	1,445	8	.664
5. <b>Oklahoma State</b>	<b>107</b>	<b>2,617</b>	<b>1,341</b>	<b>4</b>	<b>.661</b>

2,600 Club

Oklahoma State began 2019 as one of only 19 programs in Division I history to reach 2,600 victories, beginning the year with 2,617 all-time wins to rank 15th all time. Of those 19 teams with 2,600 wins, only Florida State (71) has played fewer seasons than OSU's 107.

Omaha

The Cowboys' coaching staff is no stranger to the College World Series, with Josh Holliday and Rob Walton combining for 11 CWS appearances as either a player or coach.

Prior to leading his alma mater to Omaha in 2016, Holliday previously played on a pair of CWS teams at OSU (1996 & 1999) and coached in the CWS as an assistant at Georgia Tech (2006), Arizona State (2009) and Vanderbilt (2011).

Holliday is one of only 17 people to reach the College World Series as both a player and head coach.

Walton spent four seasons as a pitcher at OSU from 1983-86, and each of those teams appeared in the CWS.

HOFFers

Oklahoma State's coaching staff includes three hall of famers. Josh Holliday was inducted into the Cowboy Baseball Hall of Fame in 2003, while Rob Walton joined him in 2018; James Vilade is a member of the University of Dallas Athletics Hall of Fame Class of 2011.

Holliday's playing days for the Cowboys saw him hit .311 with 53 homers and 237 RBIs in 256 games, while Walton was 20-4 with a 3.74 ERA and 10 complete games in 54 appearances.

Vilade spent four seasons as the head coach at UD and compiled a 118-52 record.



## GAME NOTES



### JOSH HOLLIDAY

Head Coach,  
Seventh Season

Josh Holliday returned home to Stillwater in 2012 poised to lead the Oklahoma State baseball program back to national prominence, and he has done just that over the last six years.

Holliday took over OSU baseball on June 8, 2012, when he was named the 15th head coach in program history. The Oklahoma State alumnus and native of Stillwater had served the previous three seasons as an assistant coach at Vanderbilt and established himself as one of the nation's top assistant coaches over a span of just over a decade.

Holliday's hire has paid huge and immediate dividends as he has led the OSU program back to national prominence in his first six seasons at the helm.

Since taking over the reins, Holliday has guided the Cowboys to six-straight NCAA Tournament appearances, a pair of Big 12 Conference championships, including the program's first-ever regular season title, two NCAA Super Regional berths and a return to the College World Series for the first time since his playing days in 1999. During Holliday's tenure, OSU has won 231 games, the second-highest win total among Big 12 teams during that span, and has finished first or second in the conference standings five times. Holliday began laying a foundation for success immediately and that culminated with the Cowboys returning to Omaha and the College World Series in 2016.

OSU's impressive '16 run saw the Pokes make their 20th College World Series appearance, and Holliday became one of only 17 people in NCAA history to reach the CWS as both a player and head coach after playing for OSU teams in 1996 and 1999 that advanced to Omaha.

Holliday, who was named the 2016 ABCA/Diamond Midwest Regional Coach of the Year, guided OSU to a 43-22 overall record, and the Cowboys finished the season ranked No. 4 in the final national polls.

Holliday is the first former OSU player to serve as the program's head coach. A four-year letterwinner for the Cowboys from 1996-99, Holliday was a starter on Cowboy teams that made four NCAA Tournament appearances and reached the College World Series in 1996 and 1999.

During a career that spanned 256 games, which ranks second all time at OSU, Holliday compiled a career .311 batting average to go along with 53 home runs, 62 doubles and 237 RBIs. He was inducted into the OSU Baseball Hall of Fame in 2003.

Holliday was a three-time All-Big 12 performer, earning first-team honors in 1998 (at catcher) and 1999 (at third base). He was a second-team selection as a utility player in 1997 and was named the Big Eight Conference Freshman of the Year and a Freshman All-American in 1996.

Holliday was selected in the 1999 Major League Baseball Draft by Toronto in the ninth round and spent two years in the Blue Jays organization. Following his professional baseball career, Holliday returned to Stillwater and joined the OSU coaching staff, where he served as an assistant for three seasons. He was a student assistant in 2001 before joining the full-time staff the following year.

Holliday left Stillwater to continue his coaching career in 2004, and over an 11-year span, he served as an assistant coach at some of the nation's top baseball programs, serving stints on the staffs at North Carolina State, Georgia Tech, Arizona State and Vanderbilt. He coached on seven NCAA Tournament teams and three of those advanced to the College World Series (Georgia Tech in 2006, Arizona State in 2009 and Vanderbilt in 2011).

#### Holliday Year-By-Year At OSU

	Overall	Big 12
2013	41-19	13-10
2014	48-18	18-6
2015	38-20	14-8
2016	43-22	16-8
2017	30-27	8-14
2018	31-26-1	16-8
2019	9-5	0-0
<b>Totals</b>	<b>240-137-1 (.636)</b>	<b>85-54 (.612)</b>

#### THE JOSH HOLLIDAY FILE

- 1996-99: Played at Oklahoma State
- 1999-00: Played in Toronto Blue Jays organization
- 2001-03: Oklahoma State assistant coach
- 2004: North Carolina State assistant coach
- 2005-07: Georgia Tech assistant coach
- 2008-09: Arizona State assistant coach
- 2010-12: Vanderbilt assistant coach
- 2013-pres.: Oklahoma State head coach

#### Baseball In Their Blood

Baseball — and Oklahoma State — is a family affair for Josh Holliday.

Josh's father, Tom, served as an OSU assistant coach for 19 years then took over as the Cowboys' head coach from 1997-2003, leading the program to a College World Series appearance in 1999 (and coaching Josh in his final three college seasons). Tom spent four decades as a collegiate coach and was inducted into the OSU Cowboy Baseball Hall of Fame in 2016.

Josh's younger brother, Matt, is a Major League Baseball veteran who has been named to seven All-Star teams in his 15 career seasons.

Josh's uncle, Dave Holliday, was an OSU assistant coach from 1981-87 and has since held a variety of roles in Major League Baseball, including his current spot as a professional scout for the Atlanta Braves.

#### One More Season At Allie P.

The 2019 season marks the 39th and final season of OSU's historic ballpark, Allie P. Reynolds Stadium, with the Cowboys set to begin playing in the new O'Brate Stadium in 2020.

Allie P. has been home to Oklahoma State baseball since April 4, 1981, and in those 39 seasons, the Cowboys have established a decisive home-field advantage.

OSU is 931-242-1 (.793) all time at Reynolds Stadium and has lost more than two consecutive games on its home turf only 10 times (six in a row in 2007; five straight in 2017; four in a row in 2016 and 2018; three straight in 2010, 2012, 2013, 2014, 2017 and 2018).

The Cowboys are 5-3 on their home field in 2019.

#### Building A Winner

In the first six seasons as head coach at his alma mater, Josh Holliday built an impressive resume. Among the highlights:

- The Cowboys have earned six NCAA Regional berths, advanced to two Super Regionals and played in the College World Series for the first time since Holliday was a senior for the Cowboys in 1999.
- OSU has finished first or second in the Big 12 Conference standings in five of its six seasons under Holliday — first in 2014, second in 2013, 2015, 2016 and 2018.
- The Cowboys finished in the top 10 in the national rankings in 2014 (10th) and 2016 (4th) after ending the 2013 season ranked as high as No. 19. In 2015, they were ranked as high as 17th in the final polls
- In 2014, OSU won its first-ever Big 12 Conference regular season championship, and the 2017 club captured the second Big 12 Championship title in program history.
- OSU hosted NCAA Regionals in 2014 and 2015 and was the top-seeded team both times.
- Holliday has coached 53 All-Big 12 performers, six All-Americans, two Big 12 Pitcher of the Year honorees, a Big 12 Player of the Year and a Big 12 Newcomer of the Year.

#### Wherever We Go

A breakdown by venue of the Cowboys' record under Josh Holliday.

Year	Home	Away	Neutral
2013	24-7	9-7	8-5
2014	25-10	13-4	10-4
2015	19-8	9-9	10-3
2016	18-7	19-8	6-7
2017	16-14	6-10	8-3
2018	12-10-1	15-14	4-2
2019	5-3	3-2	1-0
<b>Totals</b>	<b>119-59-1 (.668)</b>	<b>74-54 (.578)</b>	<b>47-24 (.662)</b>

#### All-American Boys

The Cowboys have had a player earn first-team All-American status in four of the last five years. The streak began with pitcher Brendan McCurry (2014), who was followed by pitchers Michael Freeman (2015) and Thomas Hatch (2016). Outfielder Garrett McCain extended the streak in 2017.

OSU has had 25 different players earn first-team All-America status in program history.

#### Close Calls

OSU is 59-37 in one-run games under Josh Holliday, and 63 of the Cowboys' 137 losses under Holliday have come by two runs or less.

#### Year Record In 1-run Games

Year	Record
2013	10-7
2014	11-1
2015	5-5
2016	15-8
2017	8-11
2018	8-2
2019	2-3



## GAME NOTES

### GOWBOY BASEBALL BY THE NUMBERS

2,617/.661	OSU entered the 2019 season, the 108th in program history, with 2,617 wins & a .661 winning percentage
179	OSU's 179 All-Big 12 selections are the most of any program in conference history
118	OSU Cowboys have earned All-American honors 118 times in the program's history
100	Career home runs by Cowboy Pete Incaviglia, an NCAA record
61	OSU's record for wins in a season, set in 1984 & 1988
58	Consecutive game hitting streak for Robin Ventura in 1987, an NCAA record
48/143	Number of home runs & RBIs for Pete Incaviglia during the 1985 season, both NCAA records
46	Number of Cowboys to earn All-Big 12 First Team honors
44	NCAA Tournament berths for OSU, the fourth-highest total all time
32	Conference championships for the Cowboys (24 Big Eight, 5 Missouri Valley, 3 Big 12)
25	Cowboys have been named first-team All-American
24	Big Eight Conference championships, a record
20	College World Series appearances by OSU, which ranks sixth all time
18	Cowboys drafted in the first round of the Major League Baseball Draft
16	OSU won an NCAA record 16-straight Big Eight Conference championships from 1981-1996
15	Top 10 finishes in Baseball America final season polls (since 1981)
7	50 win seasons by the Cowboys
6	Berths in the College World Series championship game
4	Cowboys in the National College Baseball Hall of Fame – Robin Ventura, Pete Incaviglia, Gary Ward & Tom Borland
4	NCAA Super Regional appearances by the Cowboys – 1999, 2007, 2014, 2016
3	Cowboys named Big 12 Conference Pitcher of the Year – Thomas Hatch (2016), Michael Freeman (2014) & Andrew Heaney (2012)
2	Cowboy alumni who have been Major League Baseball managers – Robin Ventura (White Sox) & John Farrell (Red Sox)
2	Cowboys named Big 12 Conference Player of the Year – Zach Fish (2014) & Tyler Mach (2006)
1	National championship for OSU, which came in 1959
1	Golden Spikes Award winner – Robin Ventura in 1988

### Comeback Cowboys

Come-from-behind victories have been a trend for the Cowboys under Josh Holliday; OSU has overcome deficits to win 101 games in Holliday's seven seasons. The largest deficit OSU has overcome this season is six runs — the Cowboys trailed USC by a 6-0 margin after two innings on March 8 before coming back to win.

#### Year Come-From-Behind Wins

2013	18
2014	28
2015	15
2016	9
2017	11
2018	15
2019	5

### Armed & Dangerous

In its first six seasons under the direction of coach Rob Walton, OSU's pitching staff turned in impressive numbers. The Cowboys' success under Walton includes 20 All-Big 12 pitchers, two consensus first-team All-Americans, two Big 12 Pitcher of the Year winners and a first-round Major League Baseball Draft pick.

Here's just a sampling of how the Cowboys have performed under Walton, who was named the 2016 ABCA/Baseball America Assistant Coach of the Year:

- Four of OSU's pitching staffs under Walton recorded an ERA of 3.29 or lower.
- In 2016, the Cowboys led the Big 12 with 574 strikeouts, 10 shutouts and 21 saves, each totals that ranked as the second highest in a single season in school history.
- OSU's pitching staff led the Big 12 in ERA in conference-only games in 2014 (2.43) and 2015 (2.50).
- The Cowboys' 2.84 ERA in 2015 ranked eighth nationally and was the lowest by an OSU pitching staff since 1973.
- OSU recorded seven shutouts in 2013 and 2014 and had 10 in 2016, the second most in a single season in program history. Those totals also marked three of only six times in program history the Cowboys have tallied seven shutouts or more in a season; in the 26 seasons prior to 2013, OSU reached seven shutouts only once.
- Jason Hursh was a first-round pick in the 2013 MLB Draft, Brendan McCurry (2014) and Michael Freeman (2015) were first-team All-Americans and Freeman (2015) and Thomas Hatch (2016) were named Big 12 Pitcher of the Year.
- Freeman's 1.31 ERA ranked sixth in the NCAA in 2015 and was the fifth lowest in a single season in OSU history.
- McCurry set OSU records for single-season saves (19) and career saves (27).

### Just Say No

OSU has seven players on its 2019 roster who have been Major League Baseball Draft picks.

<u>Name</u>	<u>Year Drafted</u>	<u>Team</u>	<u>Round</u>
Cade Cabiness	2016	St. Louis	21st
Bryce Carter	2014	San Diego	40th
Jake Lyons	2017	San Diego	22nd
Carson McCusker	2017	Milwaukee	26th
Houston Morrill	2018	Los Angeles Angels	36th
Jacob Ruder	2015	Kansas City	37th
Jake Taylor	2017	Atlanta	25th

### Go Pro

During Josh Holliday's tenure as head coach, Oklahoma State has had 37 players selected in the Major League Baseball Draft. Eleven of those Cowboys were picked in the top 10 rounds, including 2013 first-rounder Jason Hursh.

In 2016, OSU tied a program record with 11 MLB Draft picks. (The 2007 Cowboys also had 11 draftees). The 11 draft picks tied the Cowboys with Mississippi State for the third most of any Division I program in 2016 behind only Texas A&M (13) and Southern California (12). Five of those went in the first 10 rounds, which marked the most top-10-round picks for OSU since five Pokes were taken in the top-10 rounds in 2008. Seven of the OSU players drafted were pitchers.

#### Year OSU Draft Picks

2013	2
2014	5
2015	8
2016	11
2017	6
2018	5

### It Can Wait

In four of the last five years, OSU has had players drafted by Major League Baseball choose to delay a professional career and return to Stillwater. In six of the seven cases, that player improved his draft status.

<u>Name</u>	<u>Year/Round Drafted &amp; Did Not Sign</u>	<u>Following Season Draft Round</u>
Jon Perrin	2014 - 33rd	27th
Donnie Walton	2015 - 23rd	5th
Conor Costello	2015 - 38th	32nd
Tyler Buffett	2016 - 7th	6th
Trey Cobb	2016 - 12th	8th
Dustin Williams	2016 - 36th	Not drafted
Carson Teel	2017 - 27th	16th



## GAME NOTES

### COWBOYS IN THE PROS



<u>Name (Yrs. at OSU)</u>	<u>Team</u>
Koda Glover, RHP (2015)	Nationals
Andrew Heaney, LHP (2010-12)	Angels
Jordy Mercer, SS (2006-08)	Tigers



<u>Triple A</u>	
Tyler Lyons, LHP (2007-10)	Memphis (Cardinals)
Brendan McCurry, RHP (2013-14)	Fresno (Astros)

<u>Double A</u>	
Thomas Hatch, RHP (2014-15)	Tennessee (Cubs)
Jason Hursh, RHP (2011-13)	Mississippi (Braves)
Jon Perrin, RHP (2012-15)	NW Arkansas (Royals)
Donnie Walton, INF (2013-16)	Arkansas (Mariners)
Garrett Williams, LHP (2014-16)	Richmond (Giants)

<u>Class A Advanced</u>	
Blake Battenfield, RHP (2014-17)	Winston-Salem (White Sox)
Trey Cobb, RHP (2014-17)	St. Lucie (Mets)
Collin Theroux, C (2016)	Stockton (Athletics)

<u>Class A</u>	
Garrett Bengé, INF (2016-17)	Greenville (Red Sox)
J.R. Davis, INF (2016)	Peoria (Cardinals)
Garrett McCain, OF (2015-17)	West Michigan (Tigers)
Michael Mertz, RHP (2015-16)	Greensboro (Marlins)
Remy Reed, RHP (2015-16)	Greensboro (Marlins)

<u>Class A Short Season</u>	
Matt Kroon, INF (2018)	Williamsport (Phillies)
Carson Teel, LHP (2016-18)	Auburn (Nationals)

<u>Rookie League</u>	
Reza Aleaziz, RHP (2018)	Ogden (Dodgers)
Tyler Buffett, RHP (2014-17)	Billings (Reds)
Jonathan Heasley, RHP (2017-18)	Idaho Falls (Royals)
Jon Littell, OF (2015-18)	Ogden (Dodgers)

<u>Mexican League Triple A</u>	
Corey Brown, OF (2005-07)	Toros de Tijuana

#### Chicks Dig The Long Ball

The Cowboys' 71 home runs during the 2018 season were the most by an OSU team since 2009 when the Pokes had 81. OSU ranked 17th in the NCAA in homers last season.

Colin Simpson led OSU's power surge a year ago, with his 18 homers, the most by an OSU player since Rebel Ridling had 18 in 2008. The last Cowboy to reach 20 round trippers in a season was Corey Brown, who smashed 22 in 2007.

OSU smacked 11 homers in its series at Baylor, including posting seven in the game two win. That total marked OSU's most home runs in a game since the Pokes had eight against Kansas in 2006; the school record is 11 set against Chicago State in 1999.

Led by Simpson, OSU returns a group that combined for 47 of its homers (66 percent) last season.

#### SOS & RPI

Oklahoma State's strength of schedule appears stout in 2019 as the Cowboys will face 10 NCAA Regional teams from a year ago, including defending national champion Oregon State. Eight of OSU's opponents were nationally ranked in the preseason polls — UCLA (3), Michigan (17), Missouri State (24), TCU (16), Texas (14), Texas Tech (3), Oregon State (2) and Baylor (12).

OSU is No. 27 in this week's official NCAA RPI.

#### Tank Smash

Colin Simpson, aka "Tank", has established himself as one of the Big 12's top sluggers over the last two seasons, a span during which he smacked 29 home runs and collected 91 RBIs, and he enters his senior season on Preseason All-American and All-Big 12 lists.

An All-Big 12 Second Team and ABCA/Rawlings All-Midwest Region performer last season, Simpson started all 58 games for the Cowboys and hit .280 with a career-high 18 home runs, a total that ranked 17th nationally. He also topped OSU in RBIs (51), total bases (130), walks (37) and slugging percentage (.578) and was second in hits (63), runs (48) and stolen bases (8).

Primarily a catcher, Simpson started 43 games behind the plate in 2018 but is expected to get more time in left field this season; he started six games in left a year ago and also played the position in the Cape Cod League over the summer.

Simpson enjoyed a breakout sophomore season for the Cowboys in 2017, collecting honorable mention All-Big 12 honors and leading OSU with 11 home runs while ranking third in RBIs (40) and slugging percentage (.492).

#### Boone Goes The Dynamite

Trevor Boone had a breakout sophomore campaign for the Cowboys in 2018, starting 51 games in center field and earning honorable mention All-Big 12 honors.

Boone went on a tear at the plate with the start of Big 12 Conference play; he was hitting .192 in 17 games prior to the conference-opening series at Texas but over the next 39 games he raised his average to .270.

In OSU's 24 Big 12 games, Boone hit .293 with seven homers and 24 RBIs, both of which ranked second on the team. Included in Boone's surge was a game against Baylor in which he tied an OSU record by becoming only the 12th player in OSU history to hit three home runs in a game (it's been done on 14 occasions). Boone homered in each of his first three at-bats against the Bears in Saturday's contest.

#### Hit The Slugging Switch

Over the first five weeks of his first season in an OSU uniform in 2018, Carson McCusker made just one start and collected only one hit, a single, in 11 at-bats.

Things changed in a hurry for the sophomore in a doubleheader sweep of TCU on March 31. McCusker started both games of the twin bill in right field and went 4-for-6 with three home runs, all solo shots, while also making several highlight-reel defensive plays in the outfield.

Following that breakout performance, McCusker started 34-straight games in right field and was one of the Cowboys' most consistent performers, hitting .314 with six homers and 11 RBIs in league play and earning honorable mention All-Big 12 accolades.

#### Back On The Bump

OSU was without three key pitchers and potential weekend starters for most of 2018 — Jensen Elliott, Parker Scott and Mitchell Stone — but the return of that trio is expected to give the Cowboys a boost in 2019.

A Freshman All-American in 2016 after going 9-3 in 17 starts, Elliott was 3-0 through four outings in 2017 before undergoing Tommy John Surgery last April. The righty returned to the mound for his 2018 debut on May 13 and pitched in four games over the final few weeks of the season. He is 1-0 with a 2.79 ERA in four starts in 2019.

Scott pitched in six games as a freshman in 2017, starting twice, before an arm injury ended his season. The southpaw suffered another setback when he underwent TJS that November. He returned to the mound for the first time since March 12, 2017 last weekend against Michigan and tossed a scoreless inning.

Stone started games on the first two weekends of his freshman season in 2018 but broke his foot on March 2; he did not return to action and was granted a medical redshirt. In his first start of 2019 at UT Rio Grande Valley, the southpaw earned his first-career win by tossing 5 1/3 scoreless innings and striking out six.

#### Clutch Carter

Bryce Carter spent parts of four seasons at Stanford from 2015-18, playing in 97 games for the Cardinal (he was granted an injury redshirt season in 2017 after appearing in nine games), but chose to spend his final collegiate season in Stillwater as a graduate transfer for the Cowboys.

Carter has made an immediate impact for OSU, starting every game and posting a .298 batting average to go along with 10 RBIs. Each of his RBIs has come with two outs, and he's 7-for-16 (.438) with runners in scoring position.



## ALLIE P. REYNOLDS STADIUM

### COACHES CORNER

#### Rob Walton

- Cowboys' pitching coach since 2013
- Makes all mound visits during games
- While at OSU has coached 16 All-Big 12 pitchers, three All-Americans, two Big 12 Pitcher of the Year honorees and a first-round MLB Draft pick
- 2016 ABCA/Baseball America Assistant Coach of the Year
- Spent nine seasons as Oral Roberts head coach (2004-12)
- Compiled a 367-167 record at ORU and led Golden Eagles to NCAA Tournament each year
- Coached 16 All-Americans, 14 conference players of the year and 12 conference pitchers of the year at ORU
- Coached for Team USA in 2005, 2008 & 2011
- Was head coach for Team USA club that won the 2008 FISU gold medal
- Pitched on four OSU College World Series teams at OSU from 1983-86
- Was 20-3 with a 3.74 ERA and 10 complete games in 54 appearances as a Cowboy
- Son, Donnie, was an All-American shortstop for the Cowboys from 2013-16

#### James Vilade

- Cowboys' recruiting coordinator & infielders' coach since 2015
- Third base coach
- Compiled a career record of 348-117 as a head coach at the University of Dallas and UT Tyler
- Career winning percentage of .748 ranks among all-time NCAA coaching leaders
- Led UT Tyler to 37-1 record in 2007, the second-best single-season record in NCAA history
- Under Vilade's leadership, every starting infielder for the Cowboys in 2016 and 2017 has been drafted by Major League Baseball, including every starter from the 2016 CWS team
- In his first season at OSU, the Cowboys led the Big 12 in fielding percentage (.978) and ranked third in the NCAA by turning 75 double plays
- Has coached 84 players that made it to Major League Baseball
- Son, Ryan, was a second-round pick (No. 48 overall) of Colorado in 2017 MLB Draft
- Founder of Keeper of the Game Foundation, which supports children with special needs and disabilities in and around baseball while also promoting servant leadership among players and coaches
- Received the United States Presidential Gold Service Award during the George W. Bush Administration recognizing his volunteer efforts

#### Victor Romero

- First season as Cowboys' volunteer coach
- Spent 2017 season as OSU's director of player development and was a graduate manager for three years prior to that role
- Works heavily with OSU catchers
- First base coach
- Played two seasons at OSU (2012-13)
- All-Big 12 catcher and semifinalist for Johnny Bench Award as a senior for the Cowboys in 2013



Allie P. Reynolds Stadium hosted its first game on April 4, 1981, with Oklahoma State taking on Missouri. Over the last 38 seasons, Allie P. has been home to some of the best players and teams in college baseball history, and a place that gives the Cowboys a true home field advantage.

The 2019 season will mark the final for the storied stadium, with OSU set to open play at the new O'Brate Stadium in 2020.


Four decades worth of memories will be cherished. The vision of head coach Gary Ward and the generosity of Allie P. Reynolds helped the stadium become a reality and led to countless great players thriving in Stillwater, names like Incaviglia, Ventura, Fariss, Guiel, Smith, Bell, Wright and Walton, just to name a few.

During its time, Allie P. has been home to 12 College World Series teams, 19 conference champions and 18 First-Team All-Americans, and the Cowboys entered 2019 with an all-time record of 926-239-1, a winning percentage of .795.

### Allie P. Reynolds Stadium Top 25 Crowds

\* = NCAA Regional/Super Regional

1.	4,711 vs. Wichita State	May 24, 1985*
2.	4,650 vs. Middle Tennessee St.	May 29, 1982*
3.	4,497 vs. Wichita State	May 29, 1988*
4.	4,468 vs. Wichita State	May 26, 1985*
5.	4,461 vs. Wichita State	May 25, 1985*
6.	4,219 vs. Oklahoma	April 20, 1994
7.	4,202 vs. Arkansas	May 28, 1988*
8.	4,156 vs. Wichita State	May 30, 1988*
9.	4,153 vs. Oklahoma	April 17, 1996
10.	4,121 vs. Oklahoma	April 27, 2018
11.	4,000 vs. Kansas State	April 20, 2013
	4,000 vs. Wichita State	June 1, 2008*
	4,000 vs. Wichita State	May 31, 2008*
	4,000 vs. Western Kentucky	May 30, 2008*
	4,000 vs. Wichita State	April 23, 2008
16.	3,981 vs. Stanford	May 25, 1986*
17.	3,956 vs. Texas Tech	April 5, 2014
18.	3,943 vs. Stanford	May 25, 1986*
19.	3,923 vs. Baylor	April 18, 2015
20.	3,831 vs. Arkansas	May 30, 2015*
21.	3,826 vs. Texas	April 28, 2007
22.	3,821 vs. UCLA	May 25, 1997*
	3,821 vs. Cal State Fullerton	May 29, 1994*
	3,821 vs. Cal State Fullerton	May 30, 1994*
25.	3,809 vs. Oral Roberts	May 3, 1997





## O'BRATE STADIUM — COMING 2020



Oklahoma State will open a new baseball complex, O'Brate Stadium, in 2020. Work on the \$75 million project (\$60 million in construction costs) began in early 2018 on the site located at the corner of Washington Street and McElroy Road.

Inspired by Boone Pickens Stadium, the new home of the Cowboys has several amenities that cater to fans and players alike. The complex will include approximately 3,500 permanent seats, 13 suites and 400 premium seats in dedicated club and suite areas. Seating can be expanded to 8,000 as needed.

A playground area and an outfield plaza space highlight the new family-friendly concepts incorporated into the design. The concourse area encompasses the entire playing field and features restroom and concession stands down the first-base and third-base lines, plus restrooms and spaces for temporary options such as food trucks in the outfield. Other features of the concourse area are tailgating tents, refreshment areas down both the right field and left field lines, a dedicated student section with special loge seating and terrace seating in the outfield that will serve families with young children and groups looking for space and the ability to move around freely while watching games.

A 2,000-square foot video board allows for top-of-the-line graphics and video content to further enhance the game day experience, and fans will benefit from a large parking lot that accommodates about 600 vehicles beyond center field. Near the right field foul pole is a space built for hosting game day birthday parties and group functions.

The playing surface will be natural grass and features a top-of-the line drainage system. A second artificial turf infield can be used for practice, and is one-third of a maximum-efficiency "training triangle" area that also includes an indoor facility and a pitching lab that allows the Cowboys to practice year-round, regardless of weather conditions, without having to utilize the ballpark's main playing surface.

There are several notable cutting-edge technology features for swing training and pitching development built into the complex, including the TrackMan system, which measures pitch velocity, exit speed, launch angle, distance and more. Additionally, pitchers will benefit from specialized equipment built for arm care and injury prevention.

Situated along the left-field line, the clubhouse and team room areas provide plush accommodations for the Cowboys, starting with a 7,400-square-foot locker room and player lounge space that has top-of-the-line lockers for each player. In that same area are a nutrition center that includes a sports performance pantry and fueling station and can accommodate the Cowboys' game day nutrition needs, a tiered-seated classroom that seats 50 and a fully modernized grand entrance that leads to the new operations center.

The operations center houses a sports medicine area with state-of-the-art hydrotherapy equipment, a modern weight room and a baseball-specific laundry center and equipment room. Former players have a dedicated space within the operations center that includes lockers they can utilize when returning to campus to continue their professional baseball training while finishing out their academic degree programs.

"Our vision was to build a facility that would allow us to develop players at the highest level, teach leadership concepts and principles, embrace the team concept and provide a

first-class experience for our loyal fans and alumni," said head coach Josh Holliday. "When we set out to do this, we wanted to do it with our Stillwater community in mind and capture the same game day passion we see on display each Saturday at Boone Pickens Stadium and throughout the winter at Gallagher-Iba Arena. The end result was exactly what we wanted. We accomplished our goal, and it is beyond anything I could have envisioned."

The lead architects are Jim Hasenbeck and Joshua Hill of Studio Architecture, who have also worked on the Sherman Smith Center and the Greenwood Tennis Center in the Athletic Village, along with several other facilities on campus. Hasenbeck said two of the most unique features of the new baseball stadium are the 360-degree concourse that wraps around the stadium and a glass batter's eye that allows fans to stand directly behind it and look straight back into the batter's box.

"Similar to Boone Pickens Stadium and Gallagher-Iba Arena, the ballpark was built to let the fans be right on top of the action," Hasenbeck said. "There is only about 30 feet from the back of the batter's box to the first spectator row, which is located right at field level. The student section down the left field line is only about eight feet away from the foul line. The design was influenced by Boone Pickens Stadium and much like it and the Sherman Smith Center, this ballpark uses the same modified Georgian architecture seen throughout campus – it looks like an Oklahoma State building."

Manhattan Construction Company is building the stadium, which is being named after serial entrepreneur Cecil O'Brate, who gave \$35 million toward the project.





## COWBOYS IN THE RANKINGS

### Baseball America (March 11)

1. Vanderbilt	13-3
2. UCLA	11-3
3. Stanford	12-3
4. Florida	13-5
5. Florida State	13-1
6. Oregon State	12-1-1
7. Mississippi State	15-1
8. North Carolina	11-4
9. Texas Tech	11-3
10. Texas	12-6
11. LSU	11-4
12. Mississippi	12-3
13. Louisville	11-4
14. East Carolina	12-5
15. Georgia	14-2
16. Arkansas	12-2
17. Auburn	14-2
18. Clemson	12-3
19. Coastal Carolina	13-3-1
20. South Carolina	13-3
21. North Carolina State	15-0
22. UC Irvine	9-4
23. Michigan	9-4
24. Duke	11-5
25. Tennessee	15-1

### USA Today (March 11)

1. Oregon State	12-1-1
2. Vanderbilt	13-3
3. UCLA	11-3
4. Stanford	12-3
5. Mississippi State	15-1
6. Florida State	13-1
7. Florida	13-5
8. Mississippi	12-3
9. Texas Tech	11-3
10. Arkansas	12-2
11. Georgia	14-2
12. North Carolina State	15-0
13. LSU	11-4
14. Louisville	11-4
15. North Carolina	11-4
16. Coastal Carolina	13-3-1
17. Auburn	14-2
18. Texas	12-6
19. Arizona State	15-0
20. Clemson	12-3
21. Tennessee	15-1
22. Texas A&M	15-3
23. South Carolina	13-3
24. East Carolina	12-5
25. Michigan	9-4

### NCBWA (March 11)

1. Vanderbilt	13-3
2. Oregon State	12-1-1
3. Stanford	12-3
4. UCLA	11-3
5. Mississippi State	15-1
6. Florida	13-5
7. Florida State	13-1
8. Texas Tech	11-3
9. Georgia	14-2
10. LSU	11-4
11. Louisville	11-4
12. Mississippi	12-3
13. Arkansas	12-2
14. North Carolina	11-4
15. Texas	12-6
16. Coastal Carolina	13-3-1
17. Auburn	14-2
18. North Carolina State	15-0
19. East Carolina	12-5
20. Arizona State	15-0
21. Clemson	12-3
22. Texas A&M	15-3
23. Tennessee	15-1
24. South Carolina	13-3
25. TCU	9-5
26. Michigan	9-4
27. UC Irvine	9-4
28. Baylor	10-4
29. Miami (Fla.)	12-3
30. Oregon	10-4

### Collegiate Baseball (March 11)

1. Florida State	13-1
2. North Carolina State	15-0
3. Oregon State	12-1-1
4. Vanderbilt	13-3
5. Mississippi State	15-1
6. UCLA	11-3
7. Texas Tech	11-3
8. Stanford	12-3
9. Arizona State	15-0
10. LSU	11-4
11. Coastal Carolina	13-3-1
12. Clemson	12-3
13. Georgia	14-2
14. North Carolina	11-4
15. Louisville	11-4
16. Florida	13-5
17. Arkansas	12-2
18. South Carolina	13-3
19. Mississippi	12-3
20. Texas	12-6
21. Texas A&M	15-3
22. Tennessee	15-1
23. Auburn	14-2
24. San Diego	12-4
25. UC Santa Barbara	11-2
26. Alabama	15-2
27. Baylor	10-4
28. Miami (Fla.)	12-3
29. Illinois	10-3
30. East Carolina	12-5

### D1Baseball (March 11)

1. Vanderbilt	13-3
2. UCLA	11-3
3. Oregon State	12-1-1
4. Stanford	12-3
5. Florida	13-5
6. Mississippi State	15-1
7. Louisville	11-4
8. Georgia	14-2
9. Mississippi	12-3
10. Florida State	13-1
11. Texas Tech	11-3
12. Texas	12-6
13. LSU	11-4
14. Arkansas	12-2
15. North Carolina	11-4
16. Coastal Carolina	13-3-1
17. East Carolina	12-5
18. Auburn	14-2
19. Texas A&M	15-3
20. North Carolina State	15-0
21. TCU	9-5
22. South Carolina	13-3
23. Tennessee	15-1
24. Clemson	12-3
25. Arizona State	15-0

### Perfect Game (March 11)

1. Oregon State	12-1-1
2. Vanderbilt	13-3
3. UCLA	11-3
4. Stanford	12-3
5. Mississippi State	15-1
6. Florida	13-5
7. Mississippi	12-3
8. Louisville	11-4
9. Texas Tech	11-3
10. North Carolina	11-4
11. Arkansas	12-2
12. Florida State	13-1
13. Texas	12-6
14. LSU	11-4
15. Auburn	14-2
16. East Carolina	12-5
17. North Carolina State	15-0
18. Texas A&M	15-3
19. Coastal Carolina	13-3-1
20. TCU	9-5
21. Georgia	14-2
22. Arizona State	15-0
23. UC Irvine	9-4
24. Clemson	12-3
25. UConn	7-6

### Cowboys Week-By-Week In The National Polls

	Baseball America	USA Today	NCBWA	Collegiate Baseball	D1Baseball	Perfect Game
Preseason	NR	21	20	16	18	18
Feb. 18	NR	No poll	23	18	19	20
Feb. 25	NR	No poll	21	28	19	20
March 4	NR	NR	NR	NR	NR	NR
March 11	NR	NR	NR	NR	NR	NR



## 2019 OVERALL STATISTICS

Record: 9-5 Home: 5-3 Away: 3-2 Neutral: 1-0 Big 12: 0-0

Player	avg	gp-gs	ab	r	h	2b	3b	hr	rbi	tb	slg%	bb	hp	so	gdp	ob%	sf	sh	sb-att	po	a	e	fld%	
1 Morrill, Hueston	.333	11-10	42	11	14	3	0	0	4	17	.405	6	1	14	0	.429	0	1	4-5	11	26	4	.902	
12 McCusker, Carson	.314	14-14	51	11	16	7	1	2	11	31	.608	10	0	18	1	.419	1	0	1-1	26	0	2	.929	
7 Hewitt, Max	.300	14-14	40	5	12	0	0	0	4	12	.300	12	1	5	1	.472	0	9	3-4	18	22	3	.930	
33 Boone, Trevor	.298	13-13	47	10	14	3	2	2	6	27	.574	7	0	16	1	.389	0	1	3-3	29	0	1	.967	
8 Carter, Bryce	.298	14-14	47	8	14	3	0	0	10	17	.362	12	2	19	0	.459	0	2	0-0	70	11	0	1.000	
4 Navigato, Andrew	.261	13-11	46	10	12	3	0	2	5	21	.457	4	3	15	1	.358	0	1	0-0	9	16	3	.893	
24 Simpson, Colin	.245	14-14	49	10	12	1	0	1	14	16	.327	9	4	13	1	.373	5	0	3-3	67	5	1	.986	
2 Funk, Christian	.191	14-14	47	10	9	1	0	3	12	19	.404	13	2	17	1	.381	1	0	0-1	88	9	0	1.000	
15 Cabbiness, Cade	.191	14-12	47	3	9	4	0	0	5	13	.277	3	0	21	0	.240	0	1	0-1	25	3	0	1.000	
-----																								
14 Sifrit, Noah	.333	6-0	3	1	1	0	0	0	0	1	.333	1	1	2	0	.600	0	0	0-1	0	0	0	.000	
42 Garcia, Alix	.286	5-3	14	2	4	0	0	1	5	7	.500	1	0	1	1	.333	0	0	0-1	19	2	0	1.000	
18 Gardner, Dylan	.250	7-5	16	4	4	1	0	0	2	5	.313	4	0	5	0	.400	0	0	1-2	5	11	0	1.000	
3 Taylor, Jake	.200	1-1	5	1	1	0	0	0	0	1	.200	0	0	3	0	.200	0	0	0-0	0	0	0	.000	
17 Factor, Cross	.000	2-0	1	0	0	0	0	0	0	0	.000	0	0	0	0	.000	0	0	0-0	0	0	0	.000	
34 Elliott, Jensen	.000	1-1	0	0	0	0	0	0	0	0	.000	0	0	0	0	.000	0	0	0-0	4	5	1	.900	
Totals	.268	14	455	86	122	26	3	11	78	187	.411	82	14	149	7	.391	7	15	15-22	375	133	17	.968	
Opponents	.240	14	466	55	112	18	4	6	47	156	.335	58	16	135	9	.342	4	8	7-11	368	122	11	.978	

LOB - Team (120), Opp (122). DPs turned - Team (13), Opp (10). CI - Team (0), Opp (1). IBB - Team (7), Simpson, C. 4, Funk 2, Boone 1.

### (All games Sorted by Earned run avg)

Player	era	w-l	app	gs	cg	sho	sv	ip	h	r	er	bb	so	2b	3b	hr	b/avg	wp	hp	bk	sfa	sha		
55 Battenfield, Peyton	1.04	3-1	5	0	0	0/0	0	17.1	7	3	2	9	19	1	0	0	.121	4	0	1	0	0		
22 Stone, Mitchell	2.45	1-0	4	4	0	0/0	0	18.1	12	9	5	8	13	3	0	0	.188	6	3	0	1	4		
34 Elliott, Jensen	2.79	1-0	4	4	0	0/1	0	19.1	20	7	6	6	15	4	1	0	.267	1	4	0	0	0		
50 Lyons, Jake	5.28	1-2	6	0	0	0/0	0	15.1	15	9	9	7	18	3	1	1	.259	0	5	0	1	2		
-----																								
5 Leeper, Ben	0.00	0-0	7	0	0	0/1	3	7.2	4	0	0	5	12	1	0	0	.167	1	1	0	0	1		
6 Scott, Parker	0.00	0-0	1	0	0	0/0	0	1.0	2	0	0	0	1	1	0	0	.500	0	0	0	0	0		
46 Lienhard, Joe	1.38	1-1	8	1	0	0/1	0	13.0	12	2	2	4	12	0	1	0	.250	2	1	0	1	0		
48 Standlee, Brett	2.61	1-0	5	0	0	0/0	1	10.1	10	3	3	2	14	0	1	0	.244	0	0	0	0	0		
27 Basso, Brady	3.38	1-0	4	0	0	0/0	0	2.2	2	1	1	2	4	0	0	0	.200	0	1	0	0	0		
35 Varela, C.J.	3.86	0-0	2	2	0	0/0	0	7.0	8	3	3	3	8	1	0	1	.286	0	0	0	0	0		
44 Peterson, Nate	9.00	0-0	2	0	0	0/0	0	2.0	3	2	2	2	5	0	0	1	.333	0	0	0	0	0		
45 Gragg, Logan	10.97	0-1	5	3	0	0/0	0	10.2	16	13	13	7	13	3	0	3	.356	1	1	0	1	1		
14 Sifrit, Noah	54.00	0-0	2	0	0	0/0	0	0.1	0	2	2	2	1	0	0	0	.000	0	0	0	0	0		
39 Belden, Brayden	99.00	0-0	1	0	0	0/0	0	0.0	1	1	1	1	0	1	0	0	1.000	1	0	0	0	0		
Totals	3.53	9-5	14	14	0	1/1	4	125.0	112	55	49	58	135	18	4	6	.240	16	16	1	4	8		
Opponents	5.43	5-9	14	14	0	0/0	4	122.2	122	86	74	82	149	26	3	11	.268	16	14	2	7	15		

PB - Team (5), Carter 5, Opp (6). Pickoffs - Team (4), Carter 1, Scott 1, Lienhard 1, Elliott 1. SBA/ATT - Simpson, C. (6-7), Carter (1-3), Stone (2-3), Lienhard (1-2), Lyons, J. (2-2), Peterson (1-1), BattenfieldP (1-1), Scott (0-1), Leeper (0-1).



## 2018 BIG 12 CONFERENCE STATISTICS

Record: 16-8 Home: 7-3 Away: 7-5 Neutral: 2-0 Big 12: 16-8

Player	avg	gp-gs	ab	r	h	2b	3b	hr	rbi	tb	slg%	bb	hp	so	gdp	ob%	sf	sh	sb-att	po	a	e	fld%	
13 Littell, Jon	.341	24-24	91	23	31	7	2	3	21	51	.560	11	7	19	2	.441	2	0	4-5	53	1	0	1.000	
8 Kroon, Matt	.337	24-24	95	28	32	12	1	5	14	61	.642	13	6	23	1	.447	0	0	7-8	39	60	5	.952	
15 Neustifter, Michael	.319	24-24	94	15	30	8	0	3	19	47	.500	10	1	18	4	.387	1	0	1-1	19	30	1	.980	
12 McCusker, Carson	.314	22-20	70	14	22	3	1	6	11	45	.643	7	3	24	2	.400	0	0	3-3	41	1	3	.933	
33 Boone, Trevor	.293	24-24	92	13	27	5	2	7	24	57	.620	5	0	27	2	.323	2	1	2-3	67	0	0	1.000	
24 Simpson, Colin	.275	24-24	91	23	25	3	0	10	25	58	.637	19	2	29	0	.411	0	0	6-7	145	17	3	.982	
47 Funk, Christian	.250	23-22	80	11	20	3	0	3	17	32	.400	13	0	23	2	.344	3	0	1-2	167	14	3	.984	
-----																								
23 DeSimone, Daniel	.294	8-1	17	2	5	1	0	0	4	6	.353	1	0	4	0	.316	1	0	0-0	0	0	0	.000	
2 Rosa, Andrew	.281	16-13	57	12	16	5	0	0	4	21	.368	8	1	15	1	.379	0	0	1-1	25	16	1	.976	
3 Taylor, Jake	.233	9-5	30	3	7	1	0	1	5	11	.367	1	2	12	1	.303	0	0	0-1	29	0	0	1.000	
1 Cash, Ryan	.224	15-12	49	7	11	0	0	0	3	11	.224	3	1	10	1	.283	0	1	3-5	13	31	1	.978	
5 Dobbs, Cameron	.200	9-5	15	3	3	1	0	0	0	4	.267	2	0	7	0	.294	0	2	0-0	5	9	0	1.000	
7 Hewitt, Max	.182	7-2	11	1	2	0	0	0	0	2	.182	1	0	1	0	.250	0	1	0-0	3	8	0	1.000	
16 Cabbiness, Cade	.120	18-3	25	4	3	0	0	1	4	6	.240	6	1	6	1	.313	0	0	0-0	12	0	0	1.000	
18 Gardner, Dylan	.000	7-0	8	3	0	0	0	0	0	0	.000	4	0	3	0	.333	0	0	0-0	0	1	0	1.000	
4 Milligan, Cody	.000	3-0	3	1	0	0	0	0	0	0	.000	0	0	2	0	.000	0	0	0-0	0	0	0	.000	
46 Lienhard, Joe	.000	6-6	0	0	0	0	0	0	0	0	.000	0	0	0	0	.000	0	0	0-0	2	7	0	1.000	
14 Sifrit, Noah	.000	1-0	0	1	0	0	0	0	0	0	.000	0	0	0	0	.000	0	0	0-0	0	2	0	1.000	
19 Teel, Carson	.000	7-7	0	0	0	0	0	0	0	0	.000	0	0	0	0	.000	0	0	0-0	3	4	2	.778	
17 Wacker, Travis	.000	4-0	0	0	0	0	0	0	0	0	.000	0	0	0	0	.000	0	0	0-0	4	0	0	1.000	
Totals	.283	24	828	164	234	49	6	39	151	412	.498	104	24	223	17	.375	9	5	28-36	633	213	22	.975	
Opponents	.279	24	831	135	232	37	7	19	123	340	.409	119	22	187	15	.379	13	4	41-48	624	213	18	.979	

LOB - Team (182), Opp (221). DPs turned - Team (18), Opp (19). IBB - Team (4), Simpson, C. 3, Neustifter 1.

### (Big 12 games only Sorted by Earned run avg)

Player	era	w-l	app	gs	cg	sho	sv	ip	h	r	er	bb	so	2b	3b	hr	b/avg	wp	hp	bk	sfa	sha
46 Lienhard, Joe	4.53	4-1	8	8	0	0/0	0	43.2	44	23	22	25	40	6	1	3	.265	5	7	1	5	1
19 Teel, Carson	5.63	4-3	9	8	2	0/1	0	46.1	53	30	29	23	46	7	3	6	.286	1	4	0	2	1
45 Heasley, Jonathan	7.03	1-3	8	8	0	0/0	0	39.2	48	37	31	20	35	9	1	2	.302	7	8	1	1	2
-----																						
34 Elliott, Jensen	0.00	0-0	2	0	0	0/0	0	4.1	1	0	0	1	3	0	0	0	.071	0	0	1	0	0
49 Van Leeuwen, Ryan	1.93	0-0	2	0	0	0/0	0	4.2	4	1	1	1	1	0	0	0	.250	0	1	0	0	0
36 Purl, Jake	2.45	0-0	2	0	0	0/0	0	3.2	2	1	1	2	2	0	0	1	.167	0	0	0	0	0
35 Varela, C.J.	2.79	2-0	7	0	0	0/0	1	9.2	6	4	3	8	9	1	1	1	.182	1	1	0	2	0
43 Aleaziz, Reza	2.92	1-0	7	0	0	0/0	1	12.1	11	4	4	5	9	3	0	1	.239	0	0	1	1	0
14 Sifrit, Noah	3.38	1-0	4	0	0	0/0	0	8.0	6	4	3	8	2	3	0	0	.214	1	0	1	1	0
55 Battenfield, Peyton	6.00	1-1	11	0	0	0/1	1	18.0	24	12	12	7	18	3	1	2	.312	1	0	0	1	0
27 Basso, Brady	6.60	2-0	7	0	0	0/0	0	15.0	26	12	11	12	14	5	0	1	.366	1	0	3	0	0
39 Hearrean, Cole	9.00	0-0	3	0	0	0/0	0	1.0	0	1	1	1	1	0	0	0	.000	0	0	0	0	0
32 Leeper, Ben	11.57	0-0	4	0	0	0/0	0	4.2	7	6	6	6	7	0	0	2	.333	1	1	1	0	0
Totals	5.29	16-8	24	24	2	1/1	3	211.0	232	135	124	119	187	37	7	19	.279	18	22	9	13	4
Opponents	6.62	8-16	24	24	0	0/0	1	208.0	234	164	153	104	223	49	6	39	.283	18	24	3	9	5

PB - Team (6), Simpson, C. 4, Taylor 2, Opp (5). Pickoffs - Team (2), Heasley 1, Van Leeuwen 1. SBA/ATT - Simpson, C. (33-37), Heasley (12-16), Lienhard (10-12), Taylor (7-7), BattenfieldP (6-6), Aleaziz (5-5), Teel (5-5), Van Leeuwen (1-2), Wacker (1-1), Sifrit (1-1), Leeper (1-1).



## 2019 SUMMARY

Score by innings	1	2	3	4	5	6	7	8	9	EX	Total
Oklahoma State	12	9	18	12	12	8	7	4	3	1	86
Opponents	11	7	3	8	5	5	6	7	3	0	55

### Record when ...

Overall	9-5	After 6 leading	9-1
Conference	0-0	..... trailing	0-3
Non-Conference	9-5	..... tied	0-1
Home games	5-3	After 7 leading	9-1
Away games	3-2	..... trailing	0-2
Neutral site	1-0	..... tied	0-2
Day games	7-5	After 8 leading	7-0
Night games	2-0	..... trailing	1-3
vs Left starter	2-1	..... tied	1-2
vs Right starter	7-4		
1-Run games	2-3	Hit 0 home runs	4-4
2-Run games	1-0	... 1 home run	3-1
5+Run games	4-0	... 2+ home runs	2-0
Extra innings	1-0		
Shutouts	1-0	Opponent 0 home runs	6-2
		..... 1 home run	3-3
Scoring 0-2 runs	0-2	..... 2+ HRs	0-0
..... 3-5 runs	4-3		
..... 6-9 runs	1-0	Made 0 errors	7-0
..... 10+ runs	4-0	.... 1 error	1-1
		.... 2+ errors	1-4
Opponent 0-2 runs	3-0		
..... 3-5 runs	4-4	Opp. made 0 errors	4-3
..... 6-9 runs	2-1	..... 1 error	2-1
..... 10+ runs	0-0	..... 2+ errors	3-1
Scored in 1st inning	3-3	Out-hit opponent	5-1
Opp. scored in 1st	4-3	Out-hit by opponent	4-3
Scores first	5-2	Hits are tied	0-1
Opp. scores first	4-3		

### Record when team scores:

Runs	0	1	2	3	4	5	6	7	8	9	10+
W-L	0-0	0-0	0-2	2-1	1-2	1-0	0-0	0-0	1-0	0-0	4-0

### Record when opponent scores:

Runs	0	1	2	3	4	5	6	7	8	9	10+
W-L	1-0	1-0	1-0	2-1	1-0	1-3	1-1	1-0	0-0	0-0	0-0

### Record when leading after:

Inn.	1	2	3	4	5	6	7	8
W-L	3-1	6-2	8-2	8-2	8-1	9-1	9-1	7-0

### Record when trailing after:

Inn.	1	2	3	4	5	6	7	8
W-L	2-1	1-2	0-2	0-2	0-2	0-3	0-2	1-3

### Record when tied after:

Inn.	1	2	3	4	5	6	7	8
W-L	4-3	2-1	1-1	1-1	1-2	0-1	0-2	1-2

Current winning streak: 1  
 Longest winning streak: 4  
 Longest losing streak: 2

Home attendance : 9601 ( 7 dates avg = 1371 )  
 Away attendance : 5293 ( 6 dates avg = 882 )  
 Total attendance: 14894 ( 13 dates avg = 1145 )



## 2019 MISCELLANEOUS STATS

<b>Multiple Hit Games</b>	<b>2</b>	<b>3</b>	<b>4</b>	<b>5+</b>	<b>Total</b>
33 Boone, Trevor	4	1	-	-	5
1 Morrill, Hueston	3	1	1	-	5
12 McCusker, Carson	4	-	1	-	5
8 Carter, Bryce	2	2	-	-	4
2 Funk, Christian	1	1	-	-	2
7 Hewitt, Max	1	1	-	-	2
4 Navigato, Andrew	1	1	-	-	2
24 Simpson, Colin	1	1	-	-	2
15 Cabbiness, Cade	2	-	-	-	2
42 Garcia, Alix	-	1	-	-	1
<b>TEAM</b>	<b>19</b>	<b>9</b>	<b>2</b>	<b>0</b>	<b>30</b>

<b>Multiple RBI Games</b>	<b>2</b>	<b>3</b>	<b>4</b>	<b>5+</b>	<b>Total</b>
8 Carter, Bryce	1	2	-	-	3
12 McCusker, Carson	2	-	1	-	3
2 Funk, Christian	2	-	-	1	3
24 Simpson, Colin	1	-	1	-	2
4 Navigato, Andrew	2	-	-	-	2
42 Garcia, Alix	-	-	1	-	1
33 Boone, Trevor	1	-	-	-	1
1 Morrill, Hueston	1	-	-	-	1
7 Hewitt, Max	1	-	-	-	1
<b>TEAM</b>	<b>11</b>	<b>2</b>	<b>3</b>	<b>1</b>	<b>17</b>

<b>Hitting Streaks</b>	<b>Longest</b>	<b>Current</b>
1 Morrill, Hueston	5	-
4 Navigato, Andrew	4	4
7 Hewitt, Max	4	-
33 Boone, Trevor	4	4
12 McCusker, Carson	4	-
15 Cabbiness, Cade	3	-
18 Gardner, Dylan	3	3
2 Funk, Christian	3	-
24 Simpson, Colin	2	2
8 Carter, Bryce	2	-
14 Sifrit, Noah	1	1
42 Garcia, Alix	1	1
3 Taylor, Jake	1	1

<b>Reached Base Streaks</b>	<b>Longest</b>	<b>Current</b>
12 McCusker, Carson	12	1
24 Simpson, Colin	11	11
8 Carter, Bryce	11	-
7 Hewitt, Max	9	-
2 Funk, Christian	8	1
15 Cabbiness, Cade	6	-
1 Morrill, Hueston	6	2
4 Navigato, Andrew	6	6
33 Boone, Trevor	5	5
18 Gardner, Dylan	5	5
42 Garcia, Alix	2	2
14 Sifrit, Noah	1	1
3 Taylor, Jake	1	1



## 2019 GAME HIGHS

### TEAM GAME HIGHS

#### Batting

At bats:	41	- vs Wright State (Feb 23, 2019)
Runs scored:	17	- vs Wright State (Feb 23, 2019)
Hits:	20	- vs Wright State (Feb 23, 2019)
RBI:	17	- vs Wright State (Feb 23, 2019)
Doubles:	4	- (4 times)
Triples:	1	- at UT Rio Grande Valley (Feb 15, 2019)
	1	- vs Wright State (Feb 24, 2019)
	1	- vs Wichita State (Mar 06, 2019)
Home runs:	5	- vs Wright State (Feb 23, 2019)
Total bases:	39	- vs Wright State (Feb 23, 2019)
Walks:	10	- vs Little Rock (Feb 20, 2019)
Strikeouts:	16	- at UT Rio Grande Valley (Feb 16, 2019)
	16	- vs Michigan (Mar 10, 2019 at Los Angeles, Calif)
Sac hits:	2	- (5 times)
Sac flies:	1	- (7 times)
Stolen bases:	3	- vs Little Rock (Feb 20, 2019)
	3	- vs Wright State (Feb 24, 2019)
Hit by pitch:	2	- (4 times)
Caught stealing:	1	- (7 times)
Runners LOB:	14	- vs Iowa (Mar 02, 2019)
Hit into DP:	2	- at UT Rio Grande Valley (Feb 15, 2019)
	2	- vs Wright State (Feb 23, 2019)
	2	- vs Wright State (Feb 24, 2019)

#### Fielding

Putouts:	30	- vs Michigan (Mar 10, 2019 at Los Angeles, Calif)
Assists:	14	- vs Wright State (Feb 23, 2019)
Errors:	5	- at UT Rio Grande Valley (Feb 16, 2019)
Passed balls:	2	- vs Wichita State (Mar 06, 2019)
DPs turned:	2	- at UT Rio Grande Valley (Feb 15, 2019)
	2	- vs Wright State (Feb 23, 2019)
	2	- at UCLA (Mar 09, 2019)

#### Pitching

Innings pitched:	10.0	- vs Michigan (Mar 10, 2019 at Los Angeles, Calif)
Runs allowed:	7	- vs Wichita State (Mar 06, 2019)
Earned runs:	7	- vs Wichita State (Mar 06, 2019)
Walks allowed:	8	- vs Wichita State (Mar 06, 2019)
Strikeouts:	14	- vs Little Rock (Feb 20, 2019)
	14	- vs Iowa (Mar 01, 2019)
Hits allowed:	12	- vs Iowa (Mar 01, 2019)
Doubles allowed:	3	- at UCLA (Mar 09, 2019)
Triples allowed:	1	- (4 times)
Homers allowed:	1	- (6 times)
Wild pitches:	5	- at USC (Mar 08, 2019)
Hit batters:	4	- at UT Rio Grande Valley (Feb 15, 2019)
	4	- at UT Rio Grande Valley (Feb 16, 2019)

### INDIVIDUAL GAME HIGHS

#### Batting

At bats:	6	- Navigato, Andrew vs Wright State (Feb 23, 2019)
Runs scored:	5	- McCusker, Carson vs Wright State (Feb 23, 2019)
Hits:	4	- Morrill, Hueston vs Wright State (Feb 23, 2019)
	4	- McCusker, Carson vs Wright State (Feb 24, 2019)
RBI:	5	- Funk, Christian vs Wright State (Feb 23, 2019)
Doubles:	2	- McCusker, Carson at UT Rio Grande Valley (Feb 15, 2019)
	2	- Cabbiness, Cade vs Iowa (Mar 01, 2019)
Triples:	1	- Boone, Trevor at UT Rio Grande Valley (Feb 15, 2019)
	1	- McCusker, Carson vs Wright State (Feb 24, 2019)
	1	- Boone, Trevor vs Wichita State (Mar 06, 2019)
Home runs:	2	- Funk, Christian vs Wright State (Feb 23, 2019)
Total bases:	9	- Funk, Christian vs Wright State (Feb 23, 2019)
Walks:	3	- Carter, Bryce vs Iowa (Mar 02, 2019)
	3	- Funk, Christian vs Iowa (Mar 02, 2019)
Strikeouts:	4	- Cabbiness, Cade vs Little Rock (Feb 20, 2019)
	4	- Cabbiness, Cade vs Iowa (Mar 02, 2019)
	4	- Carter, Bryce vs Michigan (Mar 10, 2019 at Los Angeles, Calif)
Sac hits:	2	- Hewitt, Max at UT Rio Grande Valley (Feb 17, 2019)
	2	- Hewitt, Max vs Wright State (Feb 24, 2019)
	2	- Hewitt, Max vs Iowa (Mar 02, 2019)
Sac flies:	1	- (7 times)
Stolen bases:	2	- Simpson, Colin vs Little Rock (Feb 20, 2019)
	2	- Morrill, Hueston vs Wright State (Feb 24, 2019)
	2	- Morrill, Hueston vs Iowa (Mar 01, 2019)
Hit by pitch:	1	- (14 times)
Caught stealing:	1	- (7 times)
Runners LOB:	6	- Boone, Trevor at USC (Mar 08, 2019)

#### Fielding

Putouts:	14	- Simpson, Colin vs Little Rock (Feb 20, 2019)
	14	- Simpson, Colin vs Wright State (Feb 24, 2019)
Assists:	5	- Morrill, Hueston vs Iowa (Mar 01, 2019)
Errors:	2	- Morrill, Hueston at UT Rio Grande Valley (Feb 16, 2019)
	2	- Hewitt, Max at UT Rio Grande Valley (Feb 16, 2019)
Passed balls:	2	- Carter, Bryce vs Wichita State (Mar 06, 2019)

#### Pitching

Innings pitched:	7.0	- Stone, Mitchell vs Iowa (Mar 02, 2019)
	7.0	- Battenfield, Peyton at USC (Mar 08, 2019)
Runs allowed:	6	- Stone, Mitchell at USC (Mar 08, 2019)
Earned runs:	4	- (4 times)
Walks allowed:	4	- Gragg, Logan vs Wright State (Feb 23, 2019)
	4	- Stone, Mitchell vs Wright State (Feb 24, 2019)
	4	- Elliott, Jensen at UCLA (Mar 09, 2019)
Strikeouts:	7	- Gragg, Logan vs Iowa (Mar 01, 2019)
	7	- Battenfield, Peyton at USC (Mar 08, 2019)
Hits allowed:	8	- Elliott, Jensen vs Iowa (Mar 01, 2019)
Doubles allowed:	2	- Elliott, Jensen vs Wright State (Feb 22, 2019)
	2	- Stone, Mitchell at USC (Mar 08, 2019)
	2	- Lyons, Jake at UCLA (Mar 09, 2019)
Triples allowed:	1	- (4 times)
Homers allowed:	1	- (6 times)
Wild pitches:	3	- Stone, Mitchell at USC (Mar 08, 2019)
Hit batters:	3	- Elliott, Jensen at UT Rio Grande Valley (Feb 15, 2019)



## 2019 OPPONENT GAME HIGHS

### OPPONENT TEAM GAME HIGHS

#### Batting

At bats:	38	-	vs Iowa (Mar 01, 2019)
Runs scored:	7	-	vs Wichita State (Mar 06, 2019)
Hits:	12	-	vs Iowa (Mar 01, 2019)
RBIs:	7	-	vs Wichita State (Mar 06, 2019)
Doubles:	3	-	at UCLA (Mar 09, 2019)
Triples:	1	-	(4 times )
Home runs:	1	-	(6 times )
Total bases:	18	-	at UCLA (Mar 09, 2019)
Walks:	8	-	vs Wichita State (Mar 06, 2019)
Strikeouts:	14	-	vs Little Rock (Feb 20, 2019)
	14	-	vs Iowa (Mar 01, 2019)
Sac hits:	2	-	vs Iowa (Mar 01, 2019)
	2	-	at USC (Mar 08, 2019)
Sac flies:	1	-	(4 times )
Stolen bases:	3	-	at USC (Mar 08, 2019)
Hit by pitch:	4	-	at UT Rio Grande Valley (Feb 15, 2019)
	4	-	at UT Rio Grande Valley (Feb 16, 2019)
Caught stealing:	1	-	(4 times )
Runners LOB:	13	-	at UT Rio Grande Valley (Feb 16, 2019)
	13	-	vs Wright State (Feb 24, 2019)
Hit into DP:	2	-	at UT Rio Grande Valley (Feb 15, 2019)
	2	-	vs Wright State (Feb 23, 2019)
	2	-	at UCLA (Mar 09, 2019)

#### Fielding

Putouts:	30	-	vs Michigan (Mar 10, 2019 at Los Angeles, Calif)
Assists:	13	-	vs Iowa (Mar 01, 2019)
	13	-	vs Iowa (Mar 01, 2019)
	13	-	at UCLA (Mar 09, 2019)
Errors:	2	-	(4 times )
Passed balls:	2	-	vs Wichita State (Mar 06, 2019)
DPs turned:	2	-	at UT Rio Grande Valley (Feb 15, 2019)
	2	-	vs Wright State (Feb 23, 2019)
	2	-	vs Wright State (Feb 24, 2019)

#### Pitching

Innings pitched:	10.0	-	vs Michigan (Mar 10, 2019 at Los Angeles, Calif)
Runs allowed:	17	-	vs Wright State (Feb 23, 2019)
Earned runs:	15	-	vs Wright State (Feb 23, 2019)
Walks allowed:	10	-	vs Little Rock (Feb 20, 2019)
Strikeouts:	16	-	at UT Rio Grande Valley (Feb 16, 2019)
	16	-	vs Michigan (Mar 10, 2019 at Los Angeles, Calif)
Hits allowed:	20	-	vs Wright State (Feb 23, 2019)
Doubles allowed:	4	-	(4 times )
Triples allowed:	1	-	at UT Rio Grande Valley (Feb 15, 2019)
	1	-	vs Wright State (Feb 24, 2019)
	1	-	vs Wichita State (Mar 06, 2019)
Homers allowed:	5	-	vs Wright State (Feb 23, 2019)
Wild pitches:	6	-	at UT Rio Grande Valley (Feb 15, 2019)
Hit batters:	2	-	(4 times )

### OPPONENT INDIVIDUAL GAME HIGHS

#### Batting

At bats:	5	-	(16 times )
Runs scored:	2	-	(8 times )
Hits:	3	-	S. Gray vs Wright State (Feb 24, 2019)
	3	-	Martin vs Iowa (Mar 01, 2019)
	3	-	Boyer vs Wichita State (Mar 06, 2019)
RBIs:	3	-	Boyer vs Wichita State (Mar 06, 2019)
Doubles:	1	-	(18 times )
Triples:	1	-	(4 times )
Home runs:	1	-	(6 times )
Total bases:	6	-	Martin vs Iowa (Mar 01, 2019)
	6	-	Boyer vs Wichita State (Mar 06, 2019)
Walks:	2	-	(9 times )
Strikeouts:	3	-	(7 times )
Sac hits:	1	-	(8 times )
Sac flies:	1	-	(4 times )
Stolen bases:	2	-	Sabol, B. at USC (Mar 08, 2019)
Hit by pitch:	2	-	Diaz, C at UT Rio Grande Valley (Feb 15, 2019)
Caught stealing:	1	-	(4 times )
Runners LOB:	5	-	Soto, M vs Little Rock (Feb 20, 2019)

#### Fielding

Putouts:	16	-	Donovan vs Michigan (Mar 10, 2019 at Los Angeles, Calif)
Assists:	6	-	Kendall at UCLA (Mar 09, 2019)
Errors:	2	-	Wetrich vs Iowa (Mar 02, 2019)
	2	-	Thomas, J. at USC (Mar 08, 2019)
Passed balls:	2	-	Cadena vs Wichita State (Mar 06, 2019)

#### Pitching

Innings pitched:	6.0	-	McDonald vs Iowa (Mar 01, 2019)
	6.0	-	Criswell vs Michigan (Mar 10, 2019 at Los Angeles, Calif)
Runs allowed:	7	-	Z. Collins vs Wright State (Feb 23, 2019)
Earned runs:	5	-	Adams, C at UT Rio Grande Valley (Feb 15, 2019)
	5	-	Z. Collins vs Wright State (Feb 23, 2019)
	5	-	Hurt, K. at USC (Mar 08, 2019)
Walks allowed:	5	-	Judkins vs Iowa (Mar 02, 2019)
Strikeouts:	12	-	Criswell vs Michigan (Mar 10, 2019 at Los Angeles, Calif)
Hits allowed:	8	-	B. Brehmer vs Wright State (Feb 23, 2019)
Doubles allowed:	3	-	Baumann vs Iowa (Mar 01, 2019)
	3	-	Lambert, C. at USC (Mar 08, 2019)
Triples allowed:	1	-	Carreon, J at UT Rio Grande Valley (Feb 15, 2019)
	1	-	D. Kreuzer vs Wright State (Feb 24, 2019)
	1	-	Haase vs Wichita State (Mar 06, 2019)
Homers allowed:	2	-	Z. Collins vs Wright State (Feb 23, 2019)
	2	-	B. Brehmer vs Wright State (Feb 23, 2019)
Wild pitches:	3	-	Adams, C at UT Rio Grande Valley (Feb 15, 2019)
Hit batters:	2	-	McDonald vs Iowa (Mar 01, 2019)
	2	-	Carver vs Wichita State (Mar 06, 2019)



## 2019 STARTING LINEUPS

### OSU RECORD BY STARTERS

#### Starting Lineup By Position (Team W-L record when starter)

<b>PITCHER:</b>		
22 Stone, Mitchell	4	(2-2)
34 Elliott, Jensen	4	(3-1)
45 Gragg, Logan	3	(1-2)
35 Varela, C.J.	2	(2-0)
46 Lienhard, Joe	1	(1-0)
<b>CATCHER:</b>		
8 Carter, Bryce	8	(4-4)
24 Simpson, Colin	6	(5-1)
<b>FIRST BASE:</b>		
2 Funk, Christian	12	(8-4)
42 Garcia, Alix	2	(1-1)
<b>SECOND BASE:</b>		
1 Morrill, Hueston	9	(5-4)
18 Gardner, Dylan	5	(4-1)
<b>THIRD BASE:</b>		
4 Navigato, Andrew	11	(8-3)
2 Funk, Christian	2	(1-1)
7 Hewitt, Max	1	(0-1)
<b>SHORTSTOP:</b>		
7 Hewitt, Max	13	(9-4)
1 Morrill, Hueston	1	(0-1)
<b>LEFT FIELD:</b>		
12 McCusker, Carson	11	(7-4)
24 Simpson, Colin	3	(2-1)
<b>CENTER FIELD:</b>		
33 Boone, Trevor	13	(9-4)
15 Cabbiness, Cade	1	(0-1)
<b>RIGHT FIELD:</b>		
15 Cabbiness, Cade	11	(7-4)
12 McCusker, Carson	3	(2-1)
<b>DESIGNATED HITTER:</b>		
8 Carter, Bryce	6	(5-1)
24 Simpson, Colin	5	(2-3)
42 Garcia, Alix	1	(1-0)
3 Taylor, Jake	1	(1-0)
34 Elliott, Jensen	1	(0-1)

### BY POSITION

Opponent	P	C	1B	2B	3B	SS	LF	CF	RF	DH
UTRGV	Elliott	Simpson	Funk	Gardner	Navigato	Hewitt	McCusker	Boone	Cabbiness	Carter
UTRGV	Gragg	Carter	Funk	Gardner	Hewitt	Morrill	McCusker	Boone	Cabbiness	Simpson
UTRGV	Stone	Simpson	Funk	Gardner	Navigato	Hewitt	McCusker	Boone	Cabbiness	Carter
Little Rock	Varela	Simpson	Funk	Gardner	Navigato	Hewitt	McCusker	Boone	Cabbiness	Carter
Wright State	Elliott	Carter	Funk	Gardner	Navigato	Hewitt	McCusker	Boone	Cabbiness	Simpson
Wright State	Gragg	Carter	Funk	Morrill	Navigato	Hewitt	Simpson	Boone	McCusker	Garcia
Wright State	Stone	Simpson	Funk	Morrill	Navigato	Hewitt	McCusker	Boone	Cabbiness	Carter
Iowa	Elliott	Simpson	Garcia	Morrill	Funk	Hewitt	McCusker	Boone	Cabbiness	Carter
Iowa	Gragg	Carter	Garcia	Morrill	Funk	Hewitt	McCusker	Boone	Cabbiness	Simpson
Iowa	Stone	Carter	Funk	Morrill	Navigato	Hewitt	Simpson	Cabbiness	McCusker	Sifrit*
Wichita State	Varela	Carter	Funk	Morrill	Navigato	Hewitt	Simpson	Boone	McCusker	Taylor
USC	Stone	Simpson	Funk	Morrill	Navigato	Hewitt	McCusker	Boone	Cabbiness	Carter
UCLA	Elliott	Carter	Funk	Morrill	Navigato	Hewitt	McCusker	Boone	Cabbiness	Simpson
Michigan	Lienhard	Carter	Funk	Morrill	Navigato	Hewitt	McCusker	Boone	Cabbiness	Carter

\* Pinch-hitter in OSU DH spot's first at-bat of game with pitcher listed in starting lineup



## 2019 STARTING LINEUPS/HOLLIDAY VS. THE NATION

### HOLLIDAY RECORD VS. OPPONENTS

Team	Record
Abilene Christian	4-0
Alcorn State	6-0
Arizona	1-3
Arizona State	6-5
Arkansas	2-2
Auburn	0-1
<b>Baylor</b>	<b>8-9</b>
Binghamton	1-0
Bowling Green	1-0
Cal State Fullerton	2-0
<b>Central Arkansas</b>	<b>2-2</b>
Clemson	2-0
Creighton	1-0
<b>Dallas Baptist</b>	<b>5-1</b>
Eastern Michigan	1-2
Gonzaga	1-0
Grand Canyon	4-2
Illinois	1-2
Indiana State	2-1
Incamate Word	3-0
Iona	4-0
<b>Iowa</b>	<b>2-4</b>
<b>Kansas</b>	<b>12-7</b>
<b>Kansas State</b>	<b>16-3</b>
Lamar	1-2
<b>Little Rock</b>	<b>3-1</b>
Louisville	0-1
Loyola Marymount	2-1
Manhattan	1-0
Marist	2-0
Miami (Fla.)	1-1
<b>Michigan</b>	<b>5-2</b>
<b>Missouri State</b>	<b>9-1</b>
NJIT	3-0
Nebraska	4-0
New Mexico	4-1
North Carolina	0-3
Northwestern State	3-0
Oakland	3-1
<b>Oklahoma</b>	<b>20-6</b>
<b>Oral Roberts</b>	<b>3-10</b>
<b>Oregon State</b>	<b>0-1</b>
Pacific	1-0
Prarie View A&M	2-0
Rutgers	1-0
Saint Louis	0-1
San Diego	1-2
Seton Hall	0-1-1
South Carolina	2-0
South Florida	2-0
South Dakota State	2-1
Southeastern Oklahoma State	1-0
Stephen F. Austin	2-1
St. John's	1-1
Stetson	0-2
<b>TCU</b>	<b>10-11</b>
<b>Texas</b>	<b>15-9</b>
Texas State	4-2
<b>Texas Tech</b>	<b>9-11</b>
<b>UCLA</b>	<b>0-1</b>
<b>USC</b>	<b>1-0</b>
<b>UT Rio Grande Valley (UTPA)</b>	<b>4-2</b>
Utah	1-0
Washington	1-0
Washington State	1-0
<b>West Virginia</b>	<b>12-9</b>
Western Illinois	2-0
<b>Wichita State</b>	<b>7-3</b>
<b>Wright State</b>	<b>2-1</b>
UC Davis	2-1
UC Irvine	0-2
UC Santa Barbara	1-0
UT Arlington	2-1

Bold indicates 2019 opponent

### BY BATTING ORDER

Opponent	1	2	3	4	5	6	7	8	9
UTRGV	Hewitt	Gardner	Simpson	Funk	Cabbiness	Carter	Boone	McCusker	Navigato
UTRGV	Hewitt	Gardner	Simpson	Funk	Cabbiness	Carter	Boone	McCusker	Morrill
UTRGV	Navigato	Hewitt	Simpson	Funk	Carter	Cabbiness	Gardner	Boone	McCusker
Little Rock	Navigato	Hewitt	Simpson	Funk	Carter	Cabbiness	Gardner	McCusker	Boone
Wright State	Navigato	Hewitt	Simpson	Funk	Carter	Gardner	McCusker	Cabbiness	Boone
Wright State	Navigato	Boone	Simpson	McCusker	Funk	Garcia	Carter	Morrill	Hewitt
Wright State	Morrill	Hewitt	Simpson	Funk	Carter	McCusker	Cabbiness	Boone	Navigato
Iowa	Morrill	Hewitt	Simpson	Funk	Carter	McCusker	Cabbiness	Garcia	Boone
Iowa	Morrill	Hewitt	Simpson	McCusker	Funk	Garcia	Cabbiness	Carter	Boone
Iowa	Morrill	Hewitt	Funk	Simpson	Carter	McCusker	Cabbiness	Navigato	Sifrit*
Wichita State	Morrill	Navigato	Funk	McCusker	Simpson	Taylor	Carter	Boone	Hewitt
USC	Morrill	Navigato	Funk	Simpson	Carter	McCusker	Boone	Cabbiness	Hewitt
UCLA	Morrill	Navigato	Funk	Simpson	Carter	McCusker	Boone	Cabbiness	Hewitt
Michigan	Morrill	Navigato	Simpson	Funk	Carter	McCusker	Boone	Cabbiness	Hewitt

\* Pinch-hitter in OSU DH spot's first at-bat of game with pitcher listed in starting lineup



## PLAYER CAREER/SEASON HIGHS

### #27 Brady Basso, LHP

#### Season Highs

IP	1.1	vs. Michigan	March 10
H	1	last time vs. Wright State	Feb. 24
R	1	vs. UT Rio Grande Valley	Feb. 16
ER	1	vs. UT Rio Grande Valley	Feb. 16
BB	2	vs. UT Rio Grande Valley	Feb. 16
SO	2	vs. Wright State	Feb. 24

#### Career Highs

IP	6.0	vs. Dallas Baptist	3/13/18
H	6	last time vs. West Virginia	5/23/18
R	6	vs. Texas State	2/17/18
ER	5	vs. Oral Roberts	5/1/18
BB	4	vs. West Virginia	4/13/18
SO	9	vs. Northwestern State	3/19/17

### #55 Peyton Battenfield, RHP

#### Season Highs

IP	7.0	vs. USC	March 8
H	2	last time vs. USC	March 8
R	1	last time vs. Iowa	March 1
ER	1	last time vs. Wright State	Feb. 23
BB	3	last time vs. USC	March 8
SO	7	vs. USC	March 8

#### Career Highs

IP	7.0	vs. USC	March 8
H	6	last time vs. TCU	3/31/18
R	6	vs. Texas Tech	5/17/17
ER	6	vs. Texas Tech	5/17/18
BB	3	last time vs. USC	March 8
SO	7	vs. USC	March 8

### #33 Trevor Boone, OF

#### Season Highs

H	3	vs. UCLA	March 9
R	2	last time vs. Wright State	Feb. 23
RBI	2	vs. Wichita State	March 6
BB	1	last time vs. Michigan	March 10
SO	3	vs. UT Rio Grande Valley	Feb. 16
SB	1	last time vs. Wright State	Feb. 24

#### Career Highs

H	4	vs. Baylor	5/12/18
R	3	last time vs. Baylor	5/12/18
RBI	4	last time vs. Baylor	5/12/18
BB	1	last time vs. Michigan	March 10
SO	3	last time vs. UTRGV	Feb. 16
SB	1	last time vs. Wright State	Feb. 24

### #15 Cade Cabbiness, OF

#### Season Highs

H	2	last time vs. Iowa	March 1
R	2	vs. USC	March 8
RBI	1	last time vs. UCLA	March 9
BB	1	last time vs. USC	March 8
SO	4	last time vs. Iowa	March 2
SB	n/a		

#### Career Highs

H	4	vs. Kansas	4/13/17
R	2	last time vs. USC	March 8
RBI	2	last time vs. Oklahoma	4/29/18
BB	2	last time vs. Texas State	2/18/18
SO	4	last time vs. Iowa	March 2
SB	1	last time vs. Little Rock	2/27/18

### #8 Bryce Carter, C

#### OSU Career Highs

H	3	last time vs. UTRGV	Feb. 17
R	2	vs. UT Rio Grande Valley	Feb. 15
RBI	3	last time vs. Little Rock	Feb. 20
BB	3	vs. Iowa	March 2
SO	4	vs. Michigan	March 10
SB	n/a		

### #34 Jensen Elliott, RHP

#### Season Highs

IP	6.0	vs. Wright State	Feb. 22
H	8	vs. Iowa	March 1
R	3	vs. UT Rio Grande Valley	Feb. 15
ER	2	last time vs. UCLA	March 9
BB	4	vs. UCLA	March 9
SO	5	last time vs. Wright State	Feb. 22

#### Career Highs

IP	9.0	vs. West Virginia	4/3/16
H	10	vs. Texas State	2/24/17
R	8	vs. Texas State	4/10/16
ER	8	vs. Texas Tech	4/10/16
BB	4	last time vs. UCLA	March 9
SO	8	last time vs. Clemson	6/5/16

### #2 Christian Funk, 1B/3B

#### Season Highs

H	3	vs. Wright State	Feb. 23
R	3	vs. Wright State	Feb. 23
RBI	5	vs. Wright State	Feb. 23
BB	3	vs. Iowa	March 2
SO	3	last time vs. Michigan	March 10
SB	n/a		

#### Career Highs

H	4	last time vs. Oklahoma	4/28/18
R	3	vs. Wright State	Feb. 23
RBI	7	vs. Kansas	4/20/18
BB	3	last time vs. Iowa	March 2
SO	4	vs. Central Arkansas	3/20/18
SB	1	last time vs. Oklahoma	4/28/18

### #42 Alix Garcia, 1B

#### Season/Career Highs

H	3	vs. Wright State	Feb. 23
R	2	vs. Wright State	Feb. 23
RBI	4	vs. Wright State	Feb. 23
BB	1	vs. Iowa	March 1
SO	1	vs. Iowa	March 1
SB	n/a		

### #18 Dylan Gardner, INF

#### Season Highs

H	1	last time vs. Wright State	Feb. 22
R	2	vs. UT Rio Grande Valley	Feb. 15
RBI	1	last time vs. Wright State	Feb. 22
BB	1	last time vs. Wright State	Feb. 22
SO	2	vs. UT Rio Grande Valley	Feb. 17
SB	1	vs. UT Rio Grande Valley	Feb. 17

#### Career Highs

H	2	vs. Oklahoma	3/27/18
R	2	last time vs. UTRGV	Feb. 15
RBI	2	last time vs. Seton Hall	3/16/18
BB	2	last time vs. Kansas	4/20/18
SO	2	last time vs. UTRGV	Feb. 17
SB	1	vs. UT Rio Grande Valley	Feb. 17

### #45 Logan Gragg, RHP

#### Season/Career Highs

IP	4.0	vs. Iowa	March 1
H	6	vs. Iowa	March 1
R	4	last time vs. Iowa	March 1
ER	4	last time vs. Iowa	March 1
BB	4	vs. Wright State	Feb. 23
SO	7	vs. Iowa	March 1

### #7 Max Hewitt, INF

#### Season Highs

H	3	vs. UT Rio Grande Valley	Feb. 15
R	2	vs. USC	March 8
RBI	2	vs. UT Rio Grande Valley	Feb. 15
BB	2	last time vs. USC	March 8
SO	1	last time vs. Michigan	March 10
SB	1	last time vs. USC	March 8

#### Career Highs

H	3	vs. UT Rio Grande Valley	Feb. 15
R	2	vs. USC	March 8
RBI	2	vs. UT Rio Grande Valley	Feb. 15
BB	2	last time vs. USC	March 8
SO	2	vs. Missouri State	3/7/18
SB	1	last time vs. USC	March 8

### #5 Ben Leeper, RHP

#### Season Highs

IP	2.0	vs. UT Rio Grande Valley	Feb. 17
H	3	vs. UT Rio Grande Valley	Feb. 17
R	n/a		
ER	n/a		
BB	3	vs. Iowa	March 1
SO	4	vs. UT Rio Grande Valley	Feb. 17

#### Career Highs

IP	4.0	vs. Wichita State	4/10/18
H	6	vs. Little Rock	2/28/18
R	6	last time vs. Iowa	5/5/18
ER	6	last time vs. Iowa	5/5/18
BB	3	last time vs. Iowa	March 1
SO	6	last time vs. Oral Roberts	4/17/18

### #46 Joe Lienhard, RHP

#### Season Highs

IP	5.1	vs. Michigan	March 10
H	4	vs. Michigan	March 10
R	1	last time vs. Michigan	March 10
ER	1	last time vs. Michigan	March 10
BB	3	vs. Michigan	March 10
SO	4	vs. UT Rio Grande Valley	Feb. 15

#### Career Highs

IP	8.1	vs. Texas	3/23/18
H	11	vs. Baylor	5/11/18
R	8	vs. Baylor	5/11/18
ER	8	vs. Baylor	5/11/18
BB	7	vs. Kansas State	4/7/18
SO	8	vs. Texas	3/23/18

### #50 Jake Lyons, RHP

#### Season/Career Highs

IP	4.0	vs. UT Rio Grande Valley	Feb. 16
H	6	vs. UCLA	March 9
R	4	vs. UCLA	March 9
ER	4	vs. UCLA	March 9
BB	2	last time vs. Wichita State	March 6
SO	6	vs. Wright State	Feb. 24

### #12 Carson McCusker, OF

#### Season Highs

H	4	vs. Wright State	Feb. 23
R	5	vs. Wright State	Feb. 23
RBI	4	vs. Wright State	Feb. 23
BB	2	last time vs. Wichita State	March 6
SO	3	vs. UT Rio Grande Valley	Feb. 16
SB	1	vs. Wichita State	March 6

#### Career Highs

H	4	vs. Wright State	Feb. 23
R	5	vs. Wright State	Feb. 23
RBI	4	vs. Wright State	Feb. 23
BB	2	vs. Little Rock	Feb. 20
SO	3	last time vs. UTRGV	Feb. 16
SB	1	last time vs. Wichita State	March 6

### #1 Hueston Morrill, INF/RHP

#### Career Highs

H	4	vs. Wright State	Feb. 23
R	2	last time vs. Iowa	March 1
RBI	2	vs. Wright State	Feb. 23
BB	2	last time vs. Michigan	March 10
SO	3	vs. Wichita State	March 6
SB	2	last time vs. Iowa	March 2



## PLAYER CAREER/SEASON HIGHS

### #4 Andrew Navigato, INF

*Career Highs*

H	3	vs. Wichita State	March 6
R	3	last time vs. Wichita State	March 6
RBI	2	last time vs. Wichita State	March 6
BB	2	vs. Little Rock	Feb. 20
SO	2	last time vs. USC	March 8
SB	n/a		

### #44 Nate Peterson, LHP

*Season/Career Highs*

IP	2.0	vs. Little Rock	Feb. 20
H	2	vs. Little Rock	Feb. 20
R	2	vs. Little Rock	Feb. 20
ER	2	vs. Little Rock	Feb. 20
BB	2	vs. Little Rock	Feb. 20
SO	5	vs. Little Rock	Feb. 20

### #6 Parker Scott, LHP

*Career Highs*

IP	3.1	vs. Arizona	3/4/17
H	5	vs. Arizona	3/4/17
R	4	vs. Arizona	3/4/17
ER	3	vs. Arizona	3/4/17
BB	1	last time vs. Texas State	2/25/17
SO	3	vs. Arizona	3/4/17

### #14 Noah Sifrit, LHP/OF

*Season Highs (Hitting)*

H	1	vs. Iowa	March 2
R	1	vs. Michigan	March 10
RBI	n/a		
BB	1	vs. Iowa	March 2
SO	1	last time vs. Iowa	March 2
SB	n/a		

*Career Highs (Hitting)*

H	1	vs. Iowa	March 2
R	1	last time vs. Michigan	March 10
RBI	n/a		
BB	1	vs. Iowa	March 2
SO	1	last time vs. Iowa	March 2
SB	n/a		

*Season Highs (Pitching)*

IP	0.1	vs. Iowa	March 1
H	n/a		
R	2	vs. Wichita State	March 6
ER	2	vs. Wichita State	March 6
BB	2	vs. Wichita State	March 6
SO	1	vs. Iowa	March 1

*Career Highs (Pitching)*

IP	4.0	vs. Oklahoma	3/27/18
H	3	vs. Texas	3/24/18
R	3	vs. Wichita State	4/4/18
ER	3	vs. Wichita State	4/4/18
BB	4	vs. Oklahoma	3/27/18
SO	5	vs. Central Arkansas	3/20/18

### #24 Colin Simpson, C

*Season Highs*

H	3	vs. Michigan	March 10
R	3	vs. Wright State	Feb. 23
RBI	4	vs. Wichita State	March 6
BB	2	last time vs. USC	March 8
SO	2	last time vs. UCLA	March 9
SB	2	vs. Little Rock	Feb. 20

*Career Highs*

H	4	last time vs. West Virginia	5/25/17
R	3	last time vs. TCU	3/31/18
RBI	5	last time vs. Baylor	5/12/18
BB	3	vs. Kansas	4/20/18
SO	4	last time vs. Dallas Baptist	4/24/18
SB	2	vs. Little Rock	Feb. 20

### #48 Brett Standlee, RHP

*Season/Career Highs*

IP	3.0	vs. Wright State	Feb. 23
H	3	last time vs. Wichita State	March 6
R	2	vs. Iowa	March 1
ER	2	vs. Iowa	March 1
BB	2	vs. Iowa	March 1
SO	5	vs. Wright State	Feb. 23

### #22 Mitchell Stone, LHP

*Season Highs*

IP	7.0	vs. Iowa	March 2
H	5	vs. USC	March 8
R	6	vs. USC	March 8
ER	3	vs. USC	March 8
BB	4	vs. Wright State	Feb. 24
SO	6	vs. UT Rio Grande Valley	Feb. 17

*Career Highs*

IP	7.0	vs. Iowa	March 2
H	6	vs. Texas State	2/18/18
R	6	vs. USC	March 8
ER	3	last time vs. USC	March 8
BB	4	vs. Wright State	Feb. 24
SO	6	last time vs. UTRGV	Feb. 17

### #3 Jake Taylor, C/1B

*Season Highs*

H	1	vs. Wichita State	March 6
R	1	vs. Wichita State	March 6
RBI	n/a		
BB	n/a		
SO	3	vs. Wichita State	March 6
SB	n/a		

*Career Highs*

H	3	vs. Texas	3/23/18
R	1	last time vs. Kansas	4/20/18
RBI	2	last time vs. TCU	3/30/18
BB	1	vs. Oklahoma	4/29/18
SO	3	last time vs. Wichita State	March 6
SB	1	vs. Dallas Baptist	4/24/18

### #49 Ryan Van Leeuwen, LHP

*OSU Career Highs*

IP	3.2	vs. West Virginia	4/14/18
H	4	vs. West Virginia	4/14/18
R	2	vs. Wichita State	4/4/18
ER	2	vs. Wichita State	4/4/18
BB	2	vs. Wichita State	4/4/18
SO	1	vs. West Virginia	4/14/18

### #35 C.J. Varela, RHP

*Season Highs*

IP	4.0	vs. Little Rock	Feb. 20
H	4	last time vs. Wichita State	March 6
R	3	vs. Wichita State	March 6
ER	3	vs. Wichita State	March 6
BB	2	vs. Little Rock	Feb. 20
SO	6	vs. Little Rock	Feb. 20

*Career Highs*

IP	5.0	last time vs. Oklahoma	3/27/18
H	6	vs. Seton Hall	3/18/18
R	6	vs. Oral Roberts	5/16/17
ER	6	vs. Oral Roberts	5/16/17
BB	4	vs. Texas Tech	5/17/18
SO	6	last time vs. Little Rock	Feb. 20



## PLAYER CAREER STATISTICS

### Basso, Brady

Year	avg	gp-gs	ab	r	h	2b	3b	hr	rbi	tb	slg%	bb	hbp	so	gdp	ob%	sf	sh	sb-att	po	a	e	fld%
2017	.000	0-0	0	0	0	0	0	0	0	0	.000	0	0	0	0	.000	0	0	0-0	0	1	0	1.000
2018	.000	1-1	0	0	0	0	0	0	0	0	.000	0	0	0	0	.000	0	0	0-0	0	4	0	1.000
TOTAL	.000	1-1	0	0	0	0	0	0	0	0	.000	0	0	0	0	.000	0	0	0-0	0	5	0	1.000

Year	era	w-l	app	gs	cg	sho	sv	ip	h	r	er	bb	so	2b	3b	hr	bf	bavg	wp	hbp	bk	sfa	sha
2017	3.06	1-0	12	2	0	0/1	0	17.2	15	6	6	6	28	1	0	3	73	.227	0	1	0	0	0
2018	8.27	2-5	18	5	0	0/0	1	37.0	64	41	34	26	29	15	0	2	207	.364	4	3	3	0	2
2019	3.38	1-0	4	0	0	0/0	0	2.2	2	1	1	2	4	0	0	0	13	.200	0	1	0	0	0
TOTAL	6.44	4-5	34	7	0	0/1	1	57.1	81	48	41	34	61	16	0	5	293	.321	4	5	3	0	2

### Battenfield, Peyton

Year	avg	gp-gs	ab	r	h	2b	3b	hr	rbi	tb	slg%	bb	hbp	so	gdp	ob%	sf	sh	sb-att	po	a	e	fld%
2017	.000	0-0	0	0	0	0	0	0	0	0	.000	0	0	0	0	.000	0	0	0-0	0	1	0	1.000
2018	.000	0-0	0	0	0	0	0	0	0	0	.000	0	0	0	0	.000	0	0	0-0	5	7	3	.800
2019	.000	0-0	0	0	0	0	0	0	0	0	.000	0	0	0	0	.000	0	0	0-0	2	3	0	1.000
TOTAL	.000	0-0	0	0	0	0	0	0	0	0	.000	0	0	0	0	.000	0	0	0-0	7	11	3	.857

Year	era	w-l	app	gs	cg	sho	sv	ip	h	r	er	bb	so	2b	3b	hr	bf	bavg	wp	hbp	bk	sfa	sha
2017	9.00	0-0	5	0	0	0/0	0	6.0	10	6	6	4	4	1	0	0	35	.333	0	1	0	0	0
2018	4.66	2-3	26	1	0	0/1	2	56.0	68	36	29	24	62	16	2	2	266	.292	3	6	1	3	0
2019	1.04	3-1	5	0	0	0/0	0	17.1	7	3	2	9	19	1	0	0	67	.121	4	0	1	0	0
TOTAL	4.20	5-4	36	1	0	0/1	2	79.1	85	45	37	37	85	18	2	2	368	.265	7	7	2	3	0

### Boone, Trevor

Year	avg	gp-gs	ab	r	h	2b	3b	hr	rbi	tb	slg%	bb	hbp	so	gdp	ob%	sf	sh	sb-att	po	a	e	fld%
2017	.234	31-16	77	11	18	5	0	3	9	32	.416	6	2	25	2	.306	0	1	1-1	10	0	0	1.000
2018	.270	56-53	204	29	55	13	2	10	33	102	.500	8	2	59	4	.301	2	2	5-7	131	3	3	.978
2019	.298	13-13	47	10	14	3	2	2	6	27	.574	7	0	16	1	.389	0	1	3-3	29	0	1	.967
TOTAL	.265	100-82	328	50	87	21	4	15	48	161	.491	21	4	100	7	.315	2	4	9-11	170	3	4	.977

### Cabbiness, Cade

Year	avg	gp-gs	ab	r	h	2b	3b	hr	rbi	tb	slg%	bb	hbp	so	gdp	ob%	sf	sh	sb-att	po	a	e	fld%
2017	.274	42-31	124	20	34	7	2	2	15	51	.411	11	6	41	4	.359	1	0	1-3	45	2	2	.959
2018	.132	42-17	76	11	10	2	0	3	7	21	.276	15	3	34	1	.298	0	1	1-1	38	1	2	.951
2019	.191	14-12	47	3	9	4	0	0	5	13	.277	3	0	21	0	.240	0	1	0-1	25	3	0	1.000
TOTAL	.215	98-60	247	34	53	13	2	5	27	85	.344	29	9	96	5	.318	1	2	2-5	108	6	4	.966

### Elliott, Jensen

Year	avg	gp-gs	ab	r	h	2b	3b	hr	rbi	tb	slg%	bb	hbp	so	gdp	ob%	sf	sh	sb-att	po	a	e	fld%
2016	.000	0-0	0	0	0	0	0	0	0	0	.000	0	0	0	0	.000	0	0	0-0	4	22	2	.929
2017	.000	0-0	0	0	0	0	0	0	0	0	.000	0	0	0	0	.000	0	0	0-0	1	5	1	.857
2018	.000	1-1	0	0	0	0	0	0	0	0	.000	0	0	0	0	.000	0	0	0-0	4	1	0	1.000
2019	.000	1-1	0	0	0	0	0	0	0	0	.000	0	0	0	0	.000	0	0	0-0	4	5	1	.900
TOTAL	.000	2-2	0	0	0	0	0	0	0	0	.000	0	0	0	0	.000	0	0	0-0	13	33	4	.920

Year	era	w-l	app	gs	cg	sho	sv	ip	h	r	er	bb	so	2b	3b	hr	bf	bavg	wp	hbp	bk	sfa	sha
2016	3.50	9-3	17	17	1	0/2	0	87.1	83	37	34	35	71	15	0	4	385	.248	10	8	0	3	4
2017	3.63	3-0	4	4	0	0/0	0	22.1	24	13	9	7	26	5	0	0	96	.276	1	0	0	1	1
2018	5.06	0-0	4	0	0	0/0	0	10.2	8	6	6	3	7	2	1	1	44	.205	2	2	1	0	0
2019	2.79	1-0	4	4	0	0/1	0	19.1	20	7	6	6	15	4	1	0	85	.267	1	4	0	0	0
TOTAL	3.54	13-3	29	25	1	0/3	0	139.2	135	63	55	51	119	26	2	5	610	.252	14	14	1	4	5

### Funk, Christian

Year	avg	gp-gs	ab	r	h	2b	3b	hr	rbi	tb	slg%	bb	hbp	so	gdp	ob%	sf	sh	sb-att	po	a	e	fld%
2018	.245	54-53	184	28	45	10	0	7	33	76	.413	32	5	56	2	.366	3	2	2-4	392	27	5	.988
2019	.191	14-14	47	10	9	1	0	3	12	19	.404	13	2	17	1	.381	1	0	0-1	88	9	0	1.000
TOTAL	.234	68-67	231	38	54	11	0	10	45	95	.411	45	7	73	3	.369	4	2	2-5	480	36	5	.990



## PLAYER CAREER STATISTICS

### Gardner, Dylan

Year	avg	gp-gs	ab	r	h	2b	3b	hr	rbi	tb	slg%	bb	hbp	so	gdp	ob%	sf	sh	sb-att	po	a	e	fld%
2018	.158	25-6	38	7	6	1	0	0	7	7	.184	8	0	13	1	.304	0	1	0-0	2	6	1	.889
2019	.250	7-5	16	4	4	1	0	0	2	5	.313	4	0	5	0	.400	0	0	1-2	5	11	0	1.000
TOTAL	.185	32-11	54	11	10	2	0	0	9	12	.222	12	0	18	1	.333	0	1	1-2	7	17	1	.960

### Hewitt, Max

Year	avg	gp-gs	ab	r	h	2b	3b	hr	rbi	tb	slg%	bb	hbp	so	gdp	ob%	sf	sh	sb-att	po	a	e	fld%
2018	.176	24-9	34	5	6	1	0	0	0	7	.206	3	0	8	0	.243	0	1	0-0	20	21	5	.891
2019	.300	14-14	40	5	12	0	0	4	4	12	.300	12	1	5	1	.472	0	9	3-4	18	22	3	.930
TOTAL	.243	38-23	74	10	18	1	0	0	4	19	.257	15	1	13	1	.378	0	10	3-4	38	43	8	.910

### Leeper, Ben

Year	avg	gp-gs	ab	r	h	2b	3b	hr	rbi	tb	slg%	bb	hbp	so	gdp	ob%	sf	sh	sb-att	po	a	e	fld%
2016	.000	0-0	0	0	0	0	0	0	0	0	.000	0	0	0	0	.000	0	0	0-0	0	1	0	1.000
2018	.000	0-0	0	0	0	0	0	0	0	0	.000	0	0	0	0	.000	0	0	0-0	0	1	2	.333
2019	.000	0-0	0	0	0	0	0	0	0	0	.000	0	0	0	0	.000	0	0	0-0	0	2	0	1.000
TOTAL	.000	0-0	0	0	0	0	0	0	0	0	.000	0	0	0	0	.000	0	0	0-0	0	4	2	.667

Year	era	w-l	app	gs	cg	sho	sv	ip	h	r	er	bb	so	2b	3b	hr	bf	bavg	wp	hbp	bk	sfa	sha
2016	3.18	0-0	2	2	0	0/0	0	5.2	3	2	2	4	8	1	0	0	25	.150	2	1	0	0	0
2018	12.69	1-2	17	2	0	0/0	0	27.2	44	41	39	23	34	12	0	4	153	.358	4	4	1	1	2
2019	0.00	0-0	7	0	0	0/1	3	7.2	4	0	0	5	12	1	0	0	31	.167	1	1	0	0	1
TOTAL	9.00	1-2	26	4	0	0/1	3	41.0	51	43	41	32	54	14	0	4	209	.305	7	6	1	1	3

### Van Leeuwen, Ryan

Year	avg	gp-gs	ab	r	h	2b	3b	hr	rbi	tb	slg%	bb	hbp	so	gdp	ob%	sf	sh	sb-att	po	a	e	fld%
2018	.000	0-0	0	0	0	0	0	0	0	0	.000	0	0	0	0	.000	0	0	0-0	1	4	0	1.000
TOTAL	.000	0-0	0	0	0	0	0	0	0	0	.000	0	0	0	0	.000	0	0	0-0	1	4	0	1.000

Year	era	w-l	app	gs	cg	sho	sv	ip	h	r	er	bb	so	2b	3b	hr	bf	bavg	wp	hbp	bk	sfa	sha
2018	4.91	0-1	7	0	0	0/0	0	7.1	6	4	4	5	2	1	0	1	32	.240	0	2	0	0	0
TOTAL	4.91	0-1	7	0	0	0/0	0	7.1	6	4	4	5	2	1	0	1	32	.240	0	2	0	0	0

### Lienhard, Joe

Year	avg	gp-gs	ab	r	h	2b	3b	hr	rbi	tb	slg%	bb	hbp	so	gdp	ob%	sf	sh	sb-att	po	a	e	fld%
2016	.000	0-0	0	0	0	0	0	0	0	0	.000	0	0	0	0	.000	0	0	0-0	0	1	0	1.000
2017	.000	3-3	0	0	0	0	0	0	0	0	.000	0	0	0	0	.000	0	0	0-0	5	11	1	.941
2018	.000	7-7	0	0	0	0	0	0	0	0	.000	0	0	0	0	.000	0	0	0-0	4	13	0	1.000
2019	.000	0-0	0	0	0	0	0	0	0	0	.000	0	0	0	0	.000	0	0	0-0	0	2	0	1.000
TOTAL	.000	10-10	0	0	0	0	0	0	0	0	.000	0	0	0	0	.000	0	0	0-0	9	27	1	.973

Year	era	w-l	app	gs	cg	sho	sv	ip	h	r	er	bb	so	2b	3b	hr	bf	bavg	wp	hbp	bk	sfa	sha
2016	3.38	1-0	15	2	0	0/1	0	18.2	14	10	7	12	18	2	1	0	80	.209	0	0	0	0	1
2017	4.66	3-3	22	10	0	0/1	0	65.2	69	37	34	32	60	10	0	5	296	.275	6	5	0	2	5
2018	5.30	5-3	18	12	0	0/0	1	69.2	82	43	41	40	62	11	2	4	331	.306	5	13	1	7	3
2019	1.38	1-1	8	1	0	0/1	0	13.0	12	2	2	4	12	0	1	0	54	.250	2	1	0	1	0
TOTAL	4.53	10-7	63	25	0	0/3	1	167.0	177	92	84	88	152	23	4	9	761	.279	13	19	1	10	9

### McCusker, Carson

Year	avg	gp-gs	ab	r	h	2b	3b	hr	rbi	tb	slg%	bb	hbp	so	gdp	ob%	sf	sh	sb-att	po	a	e	fld%
2018	.271	45-35	129	19	35	8	1	8	18	69	.535	12	3	50	2	.347	0	0	3-3	64	3	3	.957
2019	.314	14-14	51	11	16	7	1	2	11	31	.608	10	0	18	1	.419	1	0	1-1	26	0	2	.929
TOTAL	.283	59-49	180	30	51	15	2	10	29	100	.556	22	3	68	3	.369	1	0	4-4	90	3	5	.949

### Ruder, Jacob

Year	avg	gp-gs	ab	r	h	2b	3b	hr	rbi	tb	slg%	bb	hbp	so	gdp	ob%	sf	sh	sb-att	po	a	e	fld%
2018	0.00	0-0	1	0	0	0/0	0	1.0	0	0	0	0	1	0	0	0	3	.000	0	0	0	0	0
TOTAL	0.00	0-0	1	0	0	0/0	0	1.0	0	0	0	0	1	0	0	0	3	.000	0	0	0	0	0



## PLAYER CAREER STATISTICS

### Scott, Parker

Year	avg	gp-gs	ab	r	h	2b	3b	hr	rbi	tb	slg%	bb	hbp	so	gdp	ob%	sf	sh	sb-att	po	a	e	fld%
2019	.000	0-0	0	0	0	0	0	0	0	0	.000	0	0	0	0	.000	0	0	0-0	0	1	0	1.000
TOTAL	.000	0-0	0	0	0	0	0	0	0	0	.000	0	0	0	0	.000	0	0	0-0	0	1	0	1.000

Year	era	w-l	app	gs	cg	sho	sv	ip	h	r	er	bb	so	2b	3b	hr	bf	bavg	wp	hbp	bk	sfa	sha
2017	6.75	0-0	6	2	0	0/0	0	8.0	11	6	6	2	9	2	0	0	37	.333	0	1	0	0	1
2019	0.00	0-0	1	0	0	0/0	0	1.0	2	0	0	0	1	1	0	0	4	.500	0	0	0	0	0
TOTAL	6.00	0-0	7	2	0	0/0	0	9.0	13	6	6	2	10	3	0	0	41	.351	0	1	0	0	1

### Sifrit, Noah

Year	avg	gp-gs	ab	r	h	2b	3b	hr	rbi	tb	slg%	bb	hbp	so	gdp	ob%	sf	sh	sb-att	po	a	e	fld%
2018	.000	2-0	0	2	0	0	0	0	0	0	.000	0	0	0	0	.000	0	0	0-0	0	2	0	1.000
2019	.333	6-0	3	1	1	0	0	0	0	1	.333	1	1	2	0	.600	0	0	0-1	0	0	0	.000
TOTAL	.333	8-0	3	3	1	0	0	0	0	1	.333	1	1	2	0	.600	0	0	0-1	0	2	0	1.000

Year	era	w-l	app	gs	cg	sho	sv	ip	h	r	er	bb	so	2b	3b	hr	bf	bavg	wp	hbp	bk	sfa	sha
2018	4.32	2-0	15	0	0	0/0	1	25.0	18	16	12	25	18	4	1	0	116	.202	6	0	2	2	0
2019	54.00	0-0	2	0	0	0/0	0	0.1	0	2	2	2	1	0	0	0	3	.000	0	0	0	0	0
TOTAL	4.97	2-0	17	0	0	0/0	1	25.1	18	18	14	27	19	4	1	0	119	.200	6	0	2	2	0

### Simpson, Colin

Year	avg	gp-gs	ab	r	h	2b	3b	hr	rbi	tb	slg%	bb	hbp	so	gdp	ob%	sf	sh	sb-att	po	a	e	fld%
2016	.212	32-17	85	15	18	3	1	2	9	29	.341	10	1	31	0	.302	0	0	0-0	36	9	1	.978
2017	.277	53-46	191	28	53	8	0	11	40	94	.492	29	2	47	5	.373	3	0	3-4	252	24	1	.996
2018	.280	58-58	225	48	63	13	0	18	51	130	.578	37	2	62	1	.382	3	0	8-11	315	41	6	.983
2019	.245	14-14	49	10	12	1	0	1	14	16	.327	9	4	13	1	.373	5	0	3-3	67	5	1	.986
TOTAL	.265	157-135	550	101	146	25	1	32	114	269	.489	85	9	153	7	.366	11	0	14-18	670	79	9	.988

### Stone, Mitchell

Year	avg	gp-gs	ab	r	h	2b	3b	hr	rbi	tb	slg%	bb	hbp	so	gdp	ob%	sf	sh	sb-att	po	a	e	fld%
2018	.000	1-1	0	0	0	0	0	0	0	0	.000	0	0	0	0	.000	0	0	0-0	0	1	0	1.000
2019	.000	0-0	0	0	0	0	0	0	0	0	.000	0	0	0	0	.000	0	0	0-0	0	8	1	.889
TOTAL	.000	1-1	0	0	0	0	0	0	0	0	.000	0	0	0	0	.000	0	0	0-0	0	9	1	.900

Year	era	w-l	app	gs	cg	sho	sv	ip	h	r	er	bb	so	2b	3b	hr	bf	bavg	wp	hbp	bk	sfa	sha
2018	6.23	0-0	2	2	0	0/0	0	4.1	9	3	3	3	6	1	0	1	24	.429	2	0	1	0	0
2019	2.45	1-0	4	4	0	0/0	0	18.1	12	9	5	8	13	3	0	0	80	.188	6	3	0	1	4
TOTAL	3.18	1-0	6	6	0	0/0	0	22.2	21	12	8	11	19	4	0	1	104	.247	8	3	1	1	4

### Taylor, Jake

Year	avg	gp-gs	ab	r	h	2b	3b	hr	rbi	tb	slg%	bb	hbp	so	gdp	ob%	sf	sh	sb-att	po	a	e	fld%
2018	.231	26-20	91	7	21	4	0	1	11	28	.308	1	3	26	6	.263	0	0	1-2	116	13	1	.992
2019	.200	1-1	5	1	1	0	0	0	0	1	.200	0	0	3	0	.200	0	0	0-0	0	0	0	.000
TOTAL	.229	27-21	96	8	22	4	0	1	11	29	.302	1	3	29	6	.260	0	0	1-2	116	13	1	.992

### Varela, C.J.

Year	avg	gp-gs	ab	r	h	2b	3b	hr	rbi	tb	slg%	bb	hbp	so	gdp	ob%	sf	sh	sb-att	po	a	e	fld%
2017	.000	0-0	0	0	0	0	0	0	0	0	.000	0	0	0	0	.000	0	0	0-0	1	2	0	1.000
2018	.000	0-0	0	0	0	0	0	0	0	0	.000	0	0	0	0	.000	0	0	0-0	2	9	1	.917
2019	.000	0-0	0	0	0	0	0	0	0	0	.000	0	0	0	0	.000	0	0	0-0	1	1	0	1.000
TOTAL	.000	0-0	0	0	0	0	0	0	0	0	.000	0	0	0	0	.000	0	0	0-0	4	12	1	.941

Year	era	w-l	app	gs	cg	sho	sv	ip	h	r	er	bb	so	2b	3b	hr	bf	bavg	wp	hbp	bk	sfa	sha
2017	5.11	2-1	13	4	0	0/1	1	24.2	23	14	14	11	23	0	0	4	108	.253	0	2	0	1	3
2018	3.40	4-0	19	6	0	0/0	3	42.1	34	18	16	28	29	6	1	3	185	.230	4	2	0	2	4
2019	3.86	0-0	2	2	0	0/0	0	7.0	8	3	3	3	8	1	0	1	31	.286	0	0	0	0	0
TOTAL	4.01	6-1	34	12	0	0/1	4	74.0	65	35	33	42	60	7	1	8	324	.243	4	4	0	3	7



## The Last Time...

### A Cowboy Hitter Had...

8+ At Bats in a Game:	Gage Green & Corey Hassel (8) vs. Texas, April 3, 2015
5+ Hits in a Game:	Garrett McCain (5) vs. Kansas, April 13, 2017
6 Runs in a Game:	Gage Green (tied school record) vs. Alcorn State, March 11, 2015
5 Runs in a Game:	Carson McCusker vs. Wright State, Feb. 23, 2019
3 Doubles in a Game:	Donnie Walton vs. Oakland, Feb. 22, 2014 (Game 1)
2 Triples in a Game:	Dane Phillips vs. Arkansas-Pine Bluff, March 22, 2011
A Grand Slam:	Christian Funk vs. Kansas, April 20, 2018
A Pinch-Hit Home Run:	Andrew Rosa vs. Texas Tech, April 5, 2014
Hit For the Cycle:	Garrett Bengel vs. Missouri State, June 2, 2017
10 RBI in a Game:	Jason Heath vs. Kansas State, April 24, 1993
9 RBI in a Game:	Robbie Rea vs. Alabama A&M, March 10, 2012 (Game 1)
8 RBI in a Game:	Adam Carr vs. Kansas, May 22, 2005
7 RBI in a Game:	Christian Funk vs. Kansas, April 20, 2018 (Game 1)
6 RBI in a Game:	Michael Neustifter vs. Iowa, May 5, 2018
5 RBI in a Game:	Christian Funk vs. Wright State, Feb. 23, 2019
10+ Total Bases:	Trevor Boone (13) vs. Baylor, May 12, 2018
5 Walks in a Game:	Corey Brown vs. Texas Tech, May 11, 2007
4 Walks in a Game:	Ryan Cash vs. Oral Roberts, June 3, 2017
4 Strikeouts in a Game:	Bryce Carter vs. Michigan, March 10, 2019*
Stole Home:	Max Hewitt vs. Little Rock, Feb. 20, 2019
4 Stolen Bases in a Game:	Garrett McCain vs. Incarnate Word, March 1, 2016
3 Stolen Bases in a Game:	Gage Green vs. Southeastern Oklahoma State, March 20, 2013
3 HRs in a Game:	Trevor Boone vs. Baylor (2nd, 3rd & 5th innings), May 12, 2018
2 HRs in a Game:	Christian Funk vs. Wright State (4th & 6th innings), Feb. 23, 2019
HRs in Consecutive At Bats:	Trevor Boone vs. South Florida (6th & 8th innings), June 3, 2018
Inside-the-Park Home Run:	Kevin Bradley vs. Alcorn State, March 11, 2015
2 Hits in an Inning:	Garrett Bengel vs. Texas State, (3rd inn.), Feb. 24, 2017
3 Hits in an Inning:	Toby Rhodes vs. Grambling, Feb. 11, 2000 (Tied for NCAA Record)
3 HBP in a Game:	Rafael Thomas vs. Western Illinois, March 18, 2009 (Game 2)
Led Off Game with HR:	Devin Shines vs. Texas Tech, May 21, 2011
Walk-Off Home Run:	Ryan Sluder vs. Dallas Baptist, April 21, 2015

### A Cowboy Pitcher Had...

A Complete Game:	Jonathan Heasley vs. South Florida, June 3, 2018
A Complete Game (7 Innings):	Carson Teel vs. Kansas, April 20, 2018 (Game 1)
A Complete Game by a Freshman:	Jensen Elliott vs. West Virginia, April 3, 2016
Four-Straight Complete Games:	Spencer Grogan vs. Kansas State 4/25; Kansas 4/17; Baylor 4/11; Texas A&M 4/3, 2004
Consecutive Complete Games:	Thomas Hatch vs. TCU, April 22, 2016; vs. Texas, April 30, 2016; vs. Prairie View A&M, May 6, 2016
Consecutive Complete Games (7 Innings):	Matt Smith at Baylor (9), April 18, 1998; vs. Nebraska (7), April 24, 1998
A Shutout:	Thomas Hatch vs. Prairie View A&M, May 6, 2016
A Shutout (7 Innings):	Frank Bludau vs. Kansas, March 19, 2000
Consecutive Shutouts:	Thomas Hatch vs. TCU, April 22, 2016; vs. Texas, April 30, 2016; vs. Prairie View A&M, May 6, 2016
A Combined Shutout:	Jensen Elliott (6.0), Joe Lienhard (2.0) & Ben Leeper (1.0) vs. Wright State, Feb. 22, 2019
A Combined Shutout (7 Innings):	Andrew Oliver (5), Brandon Adams (0.1) & Justin Friend (1.2) vs. Texas Tech, May 13, 2007
A Shutout by a Freshman:	Matt Smith vs. Nebraska, April 24, 1998
Hit Four Batters in a Game:	Matt Gardner vs. La Salle, Feb. 16, 2007
A Three-Pitch Inning:	Rick Rivas (5th inn.) vs. Dallas Baptist, April 11, 2006
Had 10+ Strikeouts in a Game:	Carson Teel (12) vs. Oklahoma, April 27, 2018
A 1-Hit Game:	Matt Smith vs. Nebraska, April 24, 1998
A Combined 1-Hit Game:	Blake Battenfield (7.0), Jake Cowan (1.1), Cole Hearrean (0.1) & Jonathan Heasley (0.1) vs. New Mexico, March 14, 2017
A No-Hitter:	Bob Richardson vs. Houston, March 26, 1968
A No-Hitter (7 Innings):	Joe Giordanella vs. Oklahoma, April 1, 1985
A Combined No-Hitter:	Jason Bell (5.2), Brent Nichols (1.1), Rob Gaiko (1) & Marcus Cuper (1) vs. Missouri Southern, March 16, 1993



## The Last Time...

### Oklahoma State (The Team)...

Scored 30+ Runs:	30 vs. Western Illinois, March 18, 2009 (Game 1)
Scored 20+ Runs:	24 vs. Oklahoma, April 7, 2015
Scored 10+ Runs in an Inning:	12 (6th inn.) vs. Alabama A&M, March 23, 2010 (Game 2)
<i>Had 20+ Hits:</i>	<i>20 vs. Wright State, Feb. 23, 2019</i>
Had 7+ Doubles:	10 vs. Minnesota, March 6, 2011
Did Not Strikeout:	vs. Kansas, May 2, 2010
Had 4+ Triples:	4 vs. Arkansas-Pine Bluff, March 23, 2011
Had 10+ HRs:	11 vs. Chicago State, Feb. 24, 1999
Had 7+ HRs:	7 vs. Baylor, May 12, 2018
Had 10+ Walks:	10 vs. Saint Louis, March 1, 2017
Had 10+ Stolen Bases:	11 vs. Wichita State, April 27, 1956
Allowed Less Than Three Hits:	1 vs. New Mexico, March 14, 2017
Was Shut Out:	vs. Texas, April 28, 2017
Was Shut Out at Home:	vs. Texas, April 28, 2017
Was Shut Out On The Road:	vs. Grand Canyon, Feb. 20, 2017
Had Back-to-Back Homers:	Matt Kroon and Colin Simpson (8th inn.) vs. Baylor, May 13, 2018
Had Three Consecutive Homers:	Ty Wright/Shelby Ford/Tyler Mach vs. Western Illinois, Feb. 24, 2006
<i>Struck Out 15+ Times:</i>	<i>16 vs. Michigan, March 10, 2019*</i>
Turned a Triple Play:	vs. Cal State Fullerton, May 31, 2014
Was Held to 2 or Less Hits:	2 vs. Oral Roberts, May 2, 2017
<i>Committed 4+ Errors in a Game:</i>	<i>5 vs. UT Rio Grande Valley, Feb. 16, 2019</i>
Won Both Games of a Doubleheader:	vs. Kansas, April 20, 2018
Lost Both Games of a Doubleheader:	vs. Texas, April 14, 2012

### An Opponent...

Threw a No-Hitter:	Nick Schmidt (6), Brian McLelland (1) and Devin Collis (2), Arkansas, Feb. 11, 2006
Threw a One-Hitter:	B.R. Cook, Oregon State, Feb. 18, 1999
Hit 3 HRs:	Charlie Llewellyn, Texas-Arlington, March 10, 1993
Hit 2 HRs:	Cameron Warren, Texas Tech, May 24, 2018
Had Back-to-Back HRs:	Aaron Dodson and Davis Wendzel (4th inn.), Baylor, May 13, 2017
Hit a Grand-Slam:	Jake Scudder (2nd inn.), Kansas State, April 7, 2017
Had 5+ Hits in a Game:	Richie Cunningham (5), Baylor, May 11, 2018
Had 6+ RBI in a Game:	Grant Little, Texas Tech, May 18, 2018
Scored 10+ Runs in an Inning:	Stetson (10 in the 3rd inn.), June 3, 2018
Had a Pinch-Hit Home Run:	Lenni Kunert, Northwestern State, March 19, 2017
Pitched a Complete Game:	Jack Perkins, Stetson, June 3, 2018
<i>Had 10+ Strikeouts in a Game:</i>	<i>Jeff Criswell (12), Michigan, March 10, 2019</i>

*italics* — occurred during 2019 season

\* — most recent occurrence in 2019