



OKLAHOMA STATE FOOTBALL

Communications Contacts: Gavin Lang (gavin.lang@okstate.edu | 405-744-7714) and Sean Maguire (sean.maguire@okstate.edu | 405-744-6963)

Kansas

11 a.m. CT | Nov. 16, 2019 | Boone Pickens Stadium (55,509)

TV: FS1 (Dan Hellie and Ben Leber)
Radio: Cowboy Radio Network (Dave Hunziker, John Holcomb and Robert Allen)
Satellite Radio: Sirius 136, XM 199, Internet 953
Internet Radio: <http://okla.st/osutunein>
Live Stats: okstate.com

Oklahoma State Schedule

Date	Opponent	Time/Result	TV
8/30	at Oregon State	W, 52-36	FS1
9/7	McNeese	W, 56-14	Big 12 Now on ESPN+
9/14	at Tulsa	W, 40-21	ESPN2
9/21	at No. 12/13 Texas	L, 30-36	ABC
9/28	No. 24/22 Kansas State	W, 26-13	Big 12 Now on ESPN+
10/5	at Texas Tech	L, 35-45	FS1
10/19	No. 18/18 Baylor	L, 27-45	FOX
10/26	at No. 23/RV Iowa State	W, 34-27	FS1
11/2	TCU	W, 34-27	ESPN
11/16	Kansas	11 a.m.	FS1
11/23	at West Virginia	TBA	TBA
11/30	Oklahoma	TBA	TBA

Kansas Schedule

Date	Opponent	Time/Result
8/31	Indiana State	W, 24-17
9/7	Coastal Carolina	L, 7-12
9/13	at Boston College	W, 48-24
9/21	West Virginia	L, 24-29
9/28	at TCU	L, 14-51
10/5	No. 6/6 Oklahoma	L, 20-45
10/19	at No. 15/15 Texas	L, 48-50
10/26	Texas Tech	W, 37-34
11/2	No. 22/25 Kansas State	L, 10-38
11/16	at No. 25/RV Oklahoma State	11 a.m.
11/23	at Iowa State	11 a.m.
11/30	Baylor	TBD

Series Capsule

Series History	OSU leads, 38-29-2
In Stillwater	OSU leads, 16-14-1
In Lawrence	OSU leads, 22-15-1
At Neutral	0-0
First Meeting (1923)	Kansas 9, OSU 0
Last Meeting (2018)	OSU 48, Kansas 28
Last Oklahoma State Win (2018)	OSU 48, Kansas 28
Last Kansas Win (2007)	Kansas 43, OSU 28
Gundy vs. Kansas	10-1
Miles vs. OSU	0-0

Game Capsule



Kansas
Jayhawks
3-6; 1-5 Big 12

Coach Les Miles
Michigan, 1976
Career: 145-61/17th year
At KU: 3-6/1st year

No. 25/RV Oklahoma State
Cowboys
6-3; 3-3 Big 12

Coach Mike Gundy
Oklahoma State, 1990
Career: 127-62/15th year
At Oklahoma State: Same

Big 12 Standings

Team	Big 12	All
Baylor	6-0	9-0
Oklahoma	5-1	8-1
Texas	4-2	6-3
Oklahoma State	3-3	6-3
Kansas State	3-3	6-3
Iowa State	3-3	5-4
TCU	2-4	4-5
Texas Tech	2-4	4-5
West Virginia	1-5	3-6
Kansas	1-5	3-6



Team Statistical Comparison



Category	FBS Rk	Value	FBS Rk	Value
Total Offense	82	384.9	9	500.0
Rushing Offense	78	153.8	9	267.7
Passing Offense	71	231.1	70	232.3
Team Passing Efficiency	40	146.8	36	148.28
Scoring Offense	88	25.8	17	37.1
Total Defense	123	473.2	100	438.2
Rushing Defense	126	235.3	71	162.7
Passing Yards Allowed	84	237.9	119	275.6
Team Passing Efficiency Defense	97	144.17	66	133.16
Scoring Defense	110	33.3	80	29.3
Turnover Margin	106	-0.56	97	-0.44
3rd Down Conversion Pct	55	0.414	62	0.407
4th Down Conversion Pct	129	0.182	49	0.571
3rd Down Conversion Pct Defense	129	0.530	59	0.381
4th Down Conversion Pct Defense	47	0.462	12	0.313
Red Zone Offense	15	0.920	22	0.909
Red Zone Defense	83	0.844	104	0.875
Net Punting	83	37.29	55	38.82
Punt Returns	60	8	44	9.13
Kickoff Returns	67	20.47	109	17.52
First Downs Offense	107	167	44	207
First Downs Defense	125	233	69	194
Fewest Penalties Per Game	54	6.0	60	6.11
Fewest Penalty Yards Per Game	66	54.89	70	55.67
Time of Possession	119	26:41	89	28:59

SERIES HISTORY VS. KANSAS (past 40 meetings)

1971	W	17-10	A
1972	L	10-13	H
1973	T	10-10	A
1974	W	24-13	H
1975	W	35-19	A
1976	W	21-14	H
1977	W	21-0	A
1978	W	21-7	H
1979	W	30-17	A
1980	W*	14-14	H
1981	W	20-7	A
1982	T	24-24	H
1983	W	27-10	A
1984	W	47-10	H
1985	W	17-10	A
1986	W	24-6	H
1987	W	49-17	A
1988	W	63-24	H
1989	W	37-34	A
1990	L	30-31	H
1991	L	0-31	H
1992	L	18-26	A
1993	L	6-13	H
1994	L	14-24	A
1995	L	17-22	H
1998	W	38-28	A
1999	W	45-13	H
2002	W	55-20	A
2003	W	44-21	H
2006	W	42-32	A
2007	L	28-43	H
2010	W	48-14	A
2011	W	70-28	H
2012	W	20-14	A
2013	W	42-6	H
2014	W	27-20	A
2015	W	58-10	H
2016	W	44-20	A
2017	W	58-17	H
2018	W	48-28	A

Head Coach Mike Gundy



Mike Gundy
Head Coach | 15th Year | Oklahoma State, 1990

Career Track

Year	School	Position
1990	Oklahoma State	Receivers
1991-93	Oklahoma State	Quarterbacks
1994-95	Oklahoma State	Offensive Coordinator
1996	Baylor	Quarterbacks/Passing Game Coordinator
1997-2000	Maryland	Quarterbacks/Pass Game Coord./Receivers
2001-04	Oklahoma State	Assistant Head Coach/Offensive Coord.
2005-present	Oklahoma State	Head Coach

Oklahoma State Under Mike Gundy

• Since 2010, Oklahoma State has six seasons with at least 10 wins, an outright Big 12 title (2011) and a share of the Big 12 South title (2010). The Cowboys reached the top 10 of the Associated Press poll in 2008, 2009, 2010, 2011, 2013, 2015, 2016 and 2017.

• Gundy has coached the Cowboys to four New Year's Six bowl games since 2010. The Pokes appeared in the 2010 Cotton Bowl, the 2012 Fiesta Bowl, the 2014 Cotton Bowl and the 2016 Sugar Bowl.

• Entering 2019, Oklahoma State has been ranked in the top 15 of the Associated Press poll in 10 of the last 11 seasons and has posted 10-win seasons six of the last nine years.

• The Cowboys have averaged 9.4 wins per year since 2010 and rank 12th nationally with 91 wins this decade.

• Gundy's career wins total in Big 12 games ranks fourth in the history of the conference, trailing only Bob Stoops, Mack Brown and Bill Snyder on the all-time chart.

• Oklahoma State has ranked in the top 10 nationally in scoring offense six times during Gundy's tenure as head coach and have ranked in the top 10 nationally in total offense seven times. The Cowboys led the nation in turnover margin in 2011 and have ranked in the top 10 nationally in that category in four of the past eight seasons.

Most Wins Since 2010

School	Wins
1. Alabama	121
2. Clemson	113
Ohio State	113
4. Oklahoma	105
5. Boise State	103
6. Wisconsin	99
7. Stanford	98
8. LSU	97
Oregon	97
10. Florida State	95
Georgia	95
12. Oklahoma State	91
13. Michigan State	89
Northern Illinois	89
15. Notre Dame	88

Highest-Scoring Teams This Decade

1. 42.4	Oregon	5422 points in 128 games
2. 41.2	Oklahoma	5313 points in 129 games
3. 40.5	Oklahoma State	5103 points in 126 games
4. 39.9	Ohio State	5181 points in 130 games
5. 39.6	Baylor	4949 points in 125 games
6. 38.6	Alabama	5213 points in 135 games
7. 37.3	Boise State	4779 points in 128 games
8. 36.9	Clemson	4986 points in 135 games
9. 36.5	Houston	4567 points in 125 games
10. 36.4	Texas Tech	4442 points in 122 games

Noting Gundy

- 2011 winner of the Paul "Bear" Bryant College Coach of the Year Award and the Eddie Robinson National Coach of the Year Award.
- Finalist for the Eddie Robinson National Coach of the Year Award and the Liberty Mutual National Coach of the Year Award in both 2010 and 2011.
- 2010 Big 12 Coach of the Year.
- 2015 AFCA Region 4 Coach of the Year.

	Gundy Era (2005-pres.)	The 14 years Before Gundy (1991-2004)
Top-25 National Finishes	7	1
Top-20 National Finishes	7	0
Top-15 National Finishes	4	0
Top-10 National Finishes	1	0
Top-5 National Finishes	1	0
Seasons with at least 10 wins	6	0
Seasons with at least nine wins	8	1
Seasons with at least eight wins	9	3
Conference Record	75-51	34-70-3
Top-3 Finishes in Conf. Standings	9	0
All-Americans	22	4
Conference Player of the Year	6	0
First-Round NFL Draft Picks	6	3
Bowl Appearances	13	4
Bowl Victories	9	1

Most Wins at Current School

(Active coaches only)

1. 171	Gary Patterson, TCU	20th year
2. 158	Kirk Ferentz, Iowa	21st year
3. 154	Nick Saban, Alabama	13th year
4. 128	Kyle Whittingham, Utah	16th year
5. 127	Mike Gundy, Oklahoma State	15th year
6. 126	Dabo Swinney, Clemson	12th year
7. 111	Mark Dantonio, Michigan State	13th year
8. 110	Frank Solich, Ohio	15th year
9. 97	Pat Fitzgerald, Northwestern	14th year

Head Coaches at Their Alma Mater

Troy Calhoun	Air Force
Paul Chryst	Wisconsin
Pat Fitzgerald	Northwestern
Scott Frost	Nebraska
Mike Gundy	Oklahoma State
Thomas Hammock	Northern Illinois
Jim Harbaugh	Michigan
Bryan Harsin	Boise State
Tim Lester	Western Michigan
Matt Luke	Ole Miss
Mike Neu	Ball State
Barry Odum	Missouri
Nick Rolovich	Hawaii
David Shaw	Stanford
Kalani Sitake	BYU
Kirby Smart	Georgia
Jonathan Smith	Oregon State
Jeff Tedford	Fresno State

Gundy Year-by-Year Head Coaching Record

Year	Overall	Home	Away	Neutral	League Record	Finish
2005	4-7	3-3	1-4	0-0	1-7	6th South
2006	7-6	4-2	2-4	2-0	3-5	5th South
2007	7-6	4-2	2-4	1-0	4-4	3rd South
2008	9-4	6-1	2-2	1-1	5-3	4th South
2009	9-4	6-2	3-1	0-1	6-2	2nd South
2010	11-2	5-2	5-0	1-0	6-2	T1st South
2011	12-1	6-0	5-1	1-0	8-1	1st
2012	8-5	6-1	1-4	1-0	5-4	T3rd
2013	10-3	5-1	4-1	1-1	7-2	T2nd
2014	7-6	4-2	2-3	1-1	4-5	7th
2015	10-3	5-2	5-0	0-1	7-2	2nd
2016	10-3	6-1	3-2	1-0	7-2	T2nd
2017	10-3	3-3	6-0	1-0	6-3	3rd
2018	7-6	5-2	1-4	1-0	3-6	T7th
2019	6-3	3-1	3-2	0-0	3-3	-
Career	127-62	71-25	45-32	12-5	75-51	-



Oklahoma State Depth Chart

Offense

- LT** 76 Dylan Galloway (6-5; 297; RJr.; Dallas, TX)
- or- 78 Bryce Bray (6-5; 300; RFr.; Bixby, OK)
- LG** 75 Marcus Keyes (6-3; 309; RSr.; Port Allen, LA)
- 70 Hunter Woodard (6-5; 295; RFr.; Tuscola, IL)
- C** 50 Ry Schneider (6-3; 320; RJr.; Minco, OK)
- or- 72 Johnny Wilson (6-3; 304; RSr.; Midland, TX)
- RG** 77 Hunter Anthony (6-7; 330; RFr.; Tuttle, OK)
- 50 Ry Schneider (6-3; 320; RJr.; Minco, OK)
- or- 79 Matt Kegel (6-5; 307; RJr.; Chaska, MN)
- RT** 73 Teven Jenkins (6-6; 310; RJr.; Topeka, KS)
- or- 78 Bryce Bray (6-5; 300; RFr.; Bixby, OK)
- WR** 17 Dillon Stoner (6-0; 198; RJr.; Tulsa, OK)
- 10 Tyrell Alexander (6-1; 182; RJr.; Lancaster, TX)
- or- 80 LC Greenwood (6-3; 212; RSo.; Garland, TX)
- WR** 1 Landon Wolf (5-11; 174; RJr.; Tulsa, OK)
- or- 8 Braydon Johnson (6-1; 195; RSo.; Arlington, TX)
- WR** 12 Jordan McCray (6-6; 187; RSr.; Marietta, GA)
- 35 C.J. Moore (6-5; 175; RFr.; Tulsa, OK)
- or- 85 Patrick McKauffman (6-6; 200; RJr.; Oklahoma City, OK)
- CW** 89 Jelani Woods (6-7; 265; RSo.; Ellenwood, GA)
- 84 Dayton Metcalf (6-4; 237; RJr.; Hooker, OK)
- CW** 87 Logan Carter (6-4; 245; RJr.; Henrietta, TX)
- 84 Dayton Metcalf (6-4; 237; RJr.; Hooker, OK)
- RB** 30 Chuba Hubbard (6-1; 207; RSo.; Sherwood Park, AB, Can.)
- 7 LD Brown (5-9; 191; RJr.; Dallas, TX)
- QB** 3 Spencer Sanders (6-2; 195; RFr.; Denton, TX)
- 6 Dru Brown (5-11; 200; RSr.; San Mateo, CA)

Defense

- DE** 94 Trace Ford (6-3; 227; Fr.; Edmond, OK)
- or- 40 Brock Martin (6-4; 242; RSo.; Oologah, OK)
- 91 Mike Scott (6-5; 245; RSr.; Irving, TX)
- DT** 95 Israel Antwine (6-4; 295; So.; Oklahoma City, OK)
- 98 Brendon Evers (6-2; 290; RSo.; Bixby, OK)
- DT** 92 Cameron Murray (6-2; 290; RJr.; Bryant, AR)
- 35 Samuela Tuihalamaka (6-2; 295; RFr.; Riverside, CA)
- or- 99 Sione Asi (6-1; 325; Jr.; Reno, NV)
- DE** 89 Tyler Lacy (6-4; 265; RFr.; Sachse, TX)
- 42 Jayden Jernigan (6-0; 300; Fr.; Allen, TX)
- or- 97 Amadou Fofana (6-4; 280; RJr.; Memphis, TN)
- LB** 11 Amen Ogbongbemiga (6-1; 225; RJr.; Calgary, AB, Can.)
- 33 Kevin Henry (6-0; 239; RSr.; Baton Rouge, LA)
- 38 Philip Redwine-Bryant (6-2; 228; RSr.; Harker Heights, TX)
- LB** 20 Malcolm Rodriguez (6-0; 205; Jr.; Wagoner, OK)
- 16 Devin Harper (6-1; 235; RJr.; Knoxville, TN)
- 36 Na'drian Dizadare (6-2; 200; Fr.; Shreveport, LA)
- CB** 8 Rodarius Williams (6-0; 187; RJr.; Shreveport, LA)
- 14 Bryce Balous (5-11; 190; RSr.; McKinney, TX)
- S** 24 Jarrick Bernard (6-2; 195; So.; Shreveport, LA)
- 25 Jason Taylor, II (6-2; 195; RFr.; Oklahoma City, OK)
- S** 3 Tre Sterling (6-1; 202; RSo.; Sunnyvale, TX)
- or- 2 Tanner McCalister (5-11; 185; So.; Heath, TX)
- S** 31 Kolby Harvell-Peel (6-0; 210; So.; College Station, TX)
- 12 Kanion Williams (6-2; 180; RFr.; Dallas, TX)
- CB** 4 A.J. Green (6-1; 190; Sr.; DeSoto, TX)
- 13 Thomas Harper (5-11; 165; Fr.; Knoxville, TN)
- or- 5 Kemah Siverand (6-1; 200; RSr.; Cypress, TX)

Specialists

- P** 29 Tom Hutton (6-3; 195; Fr.; Newborough, VI, Australia)
- 39 Jake McClure (6-3; 200; RSo.; Chattanooga, TN)
- PK** 49 Matt Ammendola (5-9; 195; RSr.; Lansdale, PA)
- 19 Alex Hale (6-1; 195; RFr.; Point Fredrick, Australia)
- KO** 39 Jake McClure (6-3; 200; RSo.; Chattanooga, TN)
- 19 Alex Hale (6-1; 195; RFr.; Point Fredrick, Australia)
- LS** 53 Matt Hembrough (6-3; 192; RSo.; Lisle, IL)
- 63 Braedy Wilson (6-4; 197; Fr.; Oklahoma City, OK)
- H** 39 Jake McClure (6-3; 200; RSo.; Chattanooga, TN)
- 29 Tom Hutton (6-3; 195; Fr.; Newborough, VI, Australia)
- KR** 8 Braydon Johnson (6-1; 195; RSo.; Arlington, TX)
- 7 LD Brown (5-9; 191; RJr.; Dallas, TX)
- PR** 17 Dillon Stoner (6-0; 198; RJr.; Tulsa, OK)
- 1 Landon Wolf (5-11; 174; RJr.; Tulsa, OK)

Pronunciations

- | | |
|------------------------|---------------------------------------|
| 95 Israel Antwine | ANN-twine |
| 99 Sione Asi | see-OH-nay AH-see |
| 14 Bryce Balous | BAY-luss |
| 24 Jarrick Bernard | JAR-ick |
| 52 Jacob Farrell | FAIR-uhl |
| 97 Amadou Fofana | AH-muh-doo foe-FAH-nuh |
| 53 Matt Hembrough | HEM-bro |
| 30 Chuba Hubbard | CHOO-buh |
| 73 Teven Jenkins | TEV-in |
| 8 Braydon Johnson | BRAY-din |
| 11 Amen Ogbongbemiga | AY-men
awg-BONG-beh-MEE-guh |
| 50 Ry Schneider | SHNYE-der |
| 5 Kemah Siverand | KEY-muh SIV-er-and |
| 95 Samuela Tuihalamaka | sam-WELL-uh
TOO-ee-HAH-luh-MAH-kah |
| 12 Kanion Williams | kuh-NYE-un |
| 8 Rodarius Williams | roh-DARE-ee-us |
| 89 Jelani Woods | juh-LAW-nee |

Assistant Coaches and Gameday Locations



Joe Bob Clements
Defensive Line
Seventh Year at Oklahoma State
Gameday Location: Field



Charlie Dickey
Offensive Line
First Year at Oklahoma State
Gameday Location: Field



Tim Duffie
Cornerbacks
Seventh Year at Oklahoma State
Gameday Location: Field



Kasey Dunn
Receivers
Ninth Year at Oklahoma State
Gameday Location: Field



Sean Gleeson
Offensive Coordinator/QBs
First Year at Oklahoma State
Gameday Location: Booth



Dan Hammerschmidt
Safeties
Fifth Year at Oklahoma State
Gameday Location: Booth



Jim Knowles
Defensive Coordinator/LBs
Second Year at Oklahoma State
Gameday Location: Booth



Jason McEndow
Cowboy Backs
Fifth Year at Oklahoma State
Gameday Location: Booth



Greg Richmond
Defensive Line
Fourth Year at Oklahoma State
Gameday Location: Booth



John Wozniak
Running Backs
Third Year at Oklahoma State
Gameday Location: Field

Player Tidbits - Offense

Left Tackle

76 Dylan Galloway
6-5; 297; R/Jr.; Dallas, TX

- Has 10 career starts to his credit.
- His start against TCU marked his first start since the Texas game.
- Has played in 27 career games.
- Missed the TTU and Baylor games to injury, but returned vs. Iowa State.
- Played in every game but one as a freshman.
- Took a redshirt season in 2016.

Left Guard

76 Marcus Keyes
6-3; 309; R/Sr.; Port Allen, LA

- His 46 career starts are 11 more than anyone else on the OSU roster.
- Has played in 48 career games.
- Has started all but two games since his redshirt freshman season.
- 2017 first-team All-Big 12 performer.
- Two-time Academic All-Big 12 team.
- Voted a team captain last season.
- 2018 Vernon Grant Award for leadership, spirit and enthusiasm.
- Father, also named Marcus Keyes, played on the defensive line for the Chicago Bears from 1996-97.

Center

60 Ry Schneider
6-3; 320; R/Jr.; Minco, OK

- Has started three games at center in his career, including vs. Kansas State and TCU this season.
- Made his first career start at right guard as part of the Cowboys' win at No. 23 Iowa State.
- Had scholarship offers from other schools coming out of high school, but as a lifelong Oklahoma State supporter, chose to come to OSU as a walk-on and eventually earned his scholarship prior to the start of the 2019 season.

Right Guard

77 Hunter Anthony
6-7; 330; R/Fr.; Tuttle, OK

- Has started four games this season, including last week's win over TCU.
- Has started three times at right guard and once at right tackle.
- Played primarily on special teams entering the 2019 season.
- A four-time academic state champion in high school.
- Grandfather played football and wrestled at Alabama.

Right Tackle

73 Teven Jenkins
6-6; 310; R/Jr.; Topeka, KS

- Has 24 total starts in his career.
- 2018 honorable mention All-Big 12 selection by the coaches.
- Started every game last season at either right tackle or left tackle.
- Given OSU's 2018 Barry Sanders Award for most contribution with the least recognition.
- Earned three starts as a freshman in 2017.
- Took a redshirt in 2016.
- Played basketball and baseball in HS.

78 Bryce Bray
6-5; 300; R/Fr.; Bixby, OK

- Has started every game but one this season at either left or right tackle.
- Spent much of last season on the depth chart, but saw action once.

70 Hunter Woodard
6-5; 295; R/Fr.; Tuscola, IL

- Played in each of the first two games this season, as well as vs. TCU.
- One of three Cowboys from Illinois.
- Played OL and DT in high school.

72 Johnny Wilson
6-3; 304; R/Sr.; Midland, TX

- Has started seven games at center and one at right guard this season.
- A primary leader in the locker room.
- Has started 30 career games.

50 Ry Schneider
6-3; 320; R/Jr.; Minco, OK

- Made his first career start at right guard as part of the Cowboys' win at No. 23 Iowa State.
- Has also started at center.

52 Jacob Farrell
6-6; 308; R/Fr.; Sulphur, OK

- Played in each of the first two games, but has not seen the field since.
- Four-sport athlete in high school - football, baseball, basketball, track.

Wide Receiver

17 Dillon Stoner
6-0; 198; R/Jr.; Tulsa, OK

- Stepped in as OSU's top receiver after Biletnikoff finalist Tylan Wallace was lost for the season to injury before the TCU game.
- Finished the TCU win with a career-best two touchdowns and a season-best 93 receiving yards.
- Second on the team in catches and receiving yards with 28 and 325.
- Has at least three catches in 12 of his past 15 games.
- Has at least one catch in 33 of his past 34 games played.
- Two-time first-team Academic All-Big 12 selection.
- Had back-to-back seasons of 40-plus catches in 2017 and 2018.
- Three 100-yard games in his career.
- Redshirted after four games in the 2016 season.

Wide Receiver

8 Braydon Johnson
6-1; 195; R/So.; Arlington, TX

- One of OSU's fastest players.
- Has emerged a big-play threat with four catches of at least 45 yards this season, including one in each of the past two games.
- Earned the first start of his career in OSU's win over TCU.
- Has 11 catches for 268 yards this season, with his yardage total ranking third on the OSU roster.
- Had 2 catches for 7 yards as a freshman last season.

Wide Receiver

1 Landon Wolf
5-11; 174; R/Jr.; Tulsa, OK

- Third on the team with 16 catches.
- Former walk-on who was placed on scholarship prior to the 2018 season.
- Two-time first-team Academic All-Big 12 selection.
- Ranked fourth on the team last year with 33 receptions and 362 rec. yards.
- Had the biggest game of his career to date with six catches for 116 yards and a touchdown against Kansas in 2018.
- 2017 OSU Outstanding Walk-On Award.

Wide Receiver

12 Jordan McCray
6-6; 187; R/Sr.; Marietta, GA

- 13 catches for 176 yards this season.
- Has a touchdown in two of the past four games.
- A grad transfer from South Alabama.
- Made 58 catches for 650 yards and five touchdowns at USA.
- Has at least one catch in 25 of his past 28 games played.
- Father, Curtis Brown, was a four-year letterman as a wide receiver at Alabama from 1991-95.
- Uncle, Charlie Brown, was an All-Pro WR with the Washington Redskins.

Cowboy Back

89 Jelani Woods
6-7; 265; R/So.; Ellenwood, GA

- Set a career high with 33 receiving yards against Iowa State, just one week after establishing a career high with five receptions against Baylor.
- A 2018 honorable mention All-Big 12 selection by the coaches.
- Recruited as a quarterback, but moved to Cowboy Back prior to OSU's Camping World Bowl victory over Virginia Tech in 2017.
- Averaged 17.1 yards per catch in 2018.

35 C.J. Moore
6-5; 175; R/Fr.; Tulsa, OK

- Scored touchdowns in each of the first two games this season.
- Cousin of former OSU receiver Tracy Moore.

80 LC Greenwood
6-3; 212; R/So.; Garland, TX

- A player with great size who has moved from receiver to linebacker and back to receiver during his time at OSU.

85 Patrick McKaufman
6-6; 200; R/Jr.; Okla. City, OK

- JUCO product who began his college career as a quarterback.
- Missed last season to injury.
- Redshirted in 2017.

87 Logan Carter
6-4; 245; R/Jr.; Henrietta, TX

- Two TDs on five career catches.
- Former walk-on who was put on scholarship prior to the 2019 season.
- Two-time first-team Academic All-Big 12.

Running Back

30 Chuba Hubbard
6-1; 207; R/So.; Sherwood Park, Alberta, Canada

- The FBS leader in rushing yards, yards per game, yards per carry (min. 170) and all purpose yards, among other categories. Also the FBS yards after contact leader (via *Pro Football Focus*).
- His 296 rushing yards vs. Kansas State marked the highest individual total in an FBS game this season. That game, his 256 yards at Tulsa, 223 yards vs. TCU and 221 yards at Oregon State account for the No. 1, No. 4, No. 12 and No. 14 single-game performances in the country this season. No other player has more than two 200-yard rushing games this season, while Hubbard has four.
- His 178.6 rushing yards per game is 33.1 more than second-place A.J. Dillon of Boston College.
- Has rushed for at least 100 yards in the past seven games, marking the longest active streak in the FBS.
- Nine total TDs last year were the most for an OSU freshman during the Mike Gundy era (2005-present).
- Was a standout track athlete who competed at the World Youth Championships in 2015.
- A highly regarded recruit who chose Oklahoma State over offers from Alabama, Georgia, Oklahoma, Auburn, Miami (Fla.), Oregon, Texas A&M, Tennessee, TCU and numerous others.
- In three seasons of high school football in Canada, he rushed for 6,880 yards on 458 attempts (15.0 yards per carry) with 82 touchdowns.

7 LD Brown
5-9; 191; R/Jr.; Dallas, TX

- One of the fastest players on the team who has shown explosive ability with the ball in his hands.
- Has played in 30 career games with 89 carries for 543 yards (6.1 yards per carry).
- Also factors into special teams as a kickoff returner.
- Took a redshirt in 2016.
- Also a talented track athlete in high school.

Quarterback

3 Spencer Sanders
6-2; 195; R/Fr.; Denton, TX

- The all-time Oklahoma State freshman leader in season passing yards with 1,897 and counting.
- His 276.1 total offense average ranks No. 1 among Power Five freshmen and No. 25 among FBS players.
- Ranks No. 3 among Power Five QBs with 588 rushing yards, recording two 100-yard rushing games.
- Just a freshman, he has already quarterbacked Oklahoma State to two wins over ranked opponents, one of which came on the road.
- In his first career game at Oregon State, he finished 19 for 24 passing (79.2 pct.) for 203 yards with three touchdowns and no interceptions and added 109 rushing yards on 13 carries (8.4 yards per carry).
- His rushing total at Oregon State was the highest for an OSU QB since J.W. Walsh ran for 125 against Mississippi State in 2013. It was the most for a freshman QB since Tony Lindsay rushed for 126 against Colorado in 1997.
- The Texas 2017-18 Gatorade State Player of the Year and Mr. Texas Football by *Dave Campbell's Texas Football*.
- Had offers from Ohio State, Texas A&M, Penn State, Ole Miss, TCU, Baylor and others coming out of HS.
- An avid fisherman who enjoys the outdoors. Sister, Carissa Sanders, played soccer at North Texas.

6 Dru Brown
5-11; 209; R/Sr.; San Mateo, CA

- On the year, he's completed 10 of 13 passes for 153 yards and two TDs with zero interceptions.
- A grad transfer quarterback with two years of starting experience at the FBS level.
- Started his final 22 games at Hawai'i and was one of four team captains in 2017.
- In two seasons as the starting quarterback at Hawai'i, he passed for 5,273 yards and 37 touchdowns.
- Has four career 300-yard passing games, including a career-high 391 yard-game against UMass in 2017.



Player Tidbits - Defense and Special Teams

Defensive End

94 Trace Ford
6-3; 227; Fr.; Edmond, OK

- A true freshman who is establishing himself as a playmaker on the Cowboy defense.
- Earned his first career start at Iowa State and started again vs. TCU.
- The only true freshman to start a game for Oklahoma State so far this season.
- Has 18 tackles, 2.0 sacks, six QB hurries and four PBU this season.
- Has eight siblings and is the middle child of the family.

40 Brock Martin
6-4; 242; RSo.; Oologah, OK

- A first-time starter this year.
- Leads the D-line with 24 tackles and four tackles for loss.
- Had a fumble recovery vs. K-State.

Defensive Tackle

95 Israel Antwine
6-4; 295; So.; Okla. City, OK

- Has made his first OSU starts in the past five games.
- Has played in each of the past six games, recording 17 tackles, 2.0 sacks, 3.0 TFL and two quarterback hurries.
- Started 11 games as a true freshman at Colorado in 2018, recording 15 tackles.
- In 2018, he became just the second true freshman at Colorado to start a season opener on the defensive line.

98 Brendon Evers
6-2; 290; RSo.; Bixby, OK

- Has three career starts, all this season.
- Has six tackles this season and 13 in his career.

Defensive Tackle

92 Cameron Murray
6-2; 290; R Jr.; Bryant, AR

- A first-time starter this year.
- Had four tackles vs. both Tulsa and Baylor.
- Has 31 career tackles and 4.0 career sacks.
- Has seen playing time at both defensive tackle and defensive end.
- 2017 first-team Academic All-Big 12 team selection.
- Saw significant action in all 13 games last year on the interior of the d-line.

35 Samuela Tuihalamaka
6-2; 295; RFr.; Riverside, CA

- Has played in every game this year and has been a starter three times.
- Has 18 tackles, a forced fumble, a TFL and three quarterback hurries in 2019.

Defensive End

89 Tyler Lacy
6-4; 265; RFr.; Sachse, TX

- Returned to the starting lineup at Iowa State after missing the previous three games to injury.
- Recorded his first career sack in the win over TCU.
- Has 12 tackles in six games.
- Has four quarterback hurries.
- Has also been credited with two pass breakups and 1.5 tackles for loss.
- Did not lose a regular-season contest over his final two seasons of high school football.

91 Mike Scott
6-5; 245; RSR.; Irving, TX

- An athletic JUCO product who has played in 21 games with 4.5 sacks.
- Blocked a key Missouri field goal attempt in the 2018 Liberty Bowl.

Linebacker

11 Amen Ogbongbemiga
6-1; 225; R Jr.; Calgary, AB, Can.

- Ranks among the top 8 in the Big 12 in tackles, TFL and sacks this season.
- Had double-digit tackle performances against Texas (11) and Oregon St. (10).
- He leads the team with 9.5 TFL.
- Two TFL and a late INT at Iowa State.
- Ranks second on the team with 63 tackles this season.
- Two-time first-team Academic All-Big 12 selection.
- Was born in Lagos, Nigeria before moving to Houston, Texas, then to Calgary, Alberta, Canada.

Linebacker

20 Malcolm Rodriguez
6-0; 205; Jr.; Wagoner, OK

- Leads the team and ranks third in the Big 12 with 8.2 tackles per game.
- His 168 career tackles leads the team.
- Had the game-winning pick-six in the fourth quarter at Iowa State.
- Forced and recovered a fumble on the same play against Baylor.
- Double-digit tackle performances vs. McNeese (11), Tulsa (11) and ISU (11).
- A safety his first two seasons who moved to linebacker this season.
- Played quarterback in high school and was also a standout wrestler.

Cornerback

8 Rodarius Williams
6-0; 187; R Jr.; Shreveport, LA

- A three-year starter whose 35 career starts are tied with A.J. Green for most on the Cowboy defense.
- Has 41 tackles, 1.5 tackles for loss, a pass breakup and a quarterback hurry this season.
- Had a season-high eight tackles at Oregon State.
- Brother, Andreae "Greedy" Williams, plays for the Cleveland Browns.
- A standout basketball player who also competed on the track and field team in high school.

Cornerback

4 A.J. Green
6-1; 190; Sr.; DeSoto, TX

- One of 14 national semifinalists for the Jim Thorpe Award presented to the nation's top defensive back.
- A two-year starter whose 35 career starts are tied with Rodarius Williams for most on the Cowboy defense.
- Recorded his first career pick-six as part of OSU's win over McNeese.
- Has six career interceptions.
- Voted a second-team all-conference selection by the coaches last season.
- Part of an athletic family with four cousins playing high-level sports.

Safety

3 Tre Sterling
6-1; 202; RSo.; Sunnyvale, TX

- An emerging talent who has 48 tackles this season, 38 of which have come in his past six games.
- First career start came at Oregon State, where he had nine tackles, 1.5 tackles for loss, a pass breakup and a quarterback hurry.
- Against Iowa State, he had nine total tackles and the game-clinching interception in the final minute of a seven-point win.
- Also competed in basketball, soccer and track and field in high school.

33 Kevin Henry
6-0; 239; RSR.; Baton Rouge, LA

- 2016 2nd-team Academic All-Big 12.
- 2018 Vernon Grant Award for outstanding leadership, spirit and enthusiasm.

16 Devin Harper
6-1; 235; R Jr.; Knoxville, TN

- Has played in 30 career games and logged 70 total tackles, 8.5 tackles for loss and 4.5 sacks.
- Brother, Thomas, plays CB for OSU.

14 Bryce Balous
5-11; 190; RSR.; McKinney, TX

- A special teams player throughout his career.
- Has played in every game since the beginning of 2017.

13 Thomas Harper
5-11; 165; Fr.; Knoxville, TN

- A true freshman who has rotated in on defense and special teams.
- Brother, Devin, plays LB for OSU.
- Has played in every game but one.

12 Kanion Williams
6-2; 180; RFr.; Dallas, TX

- Played in four games last season but was held out to preserve his redshirt after that.
- Cousin, Skyler Scott, played at Baylor.

Safety

31 Kolby Harvell-Peel
6-0; 210; So.; College Station, TX

- Ranks No. 6 in the FBS in passes defended at 1.6 per game.
- Set an OSU single-game record with six pass breakups at Iowa State.
- Recorded three turnovers to become the Big 12 POTW vs. TCU.
- A prominent player with 57 tackles, two FF, three interceptions, 11 PBU and two FR on the year.
- Earned four starts as a true freshman.
- Made the game-winning tackle in the 2018 Liberty Bowl win over Missouri.
- Also ran track in high school, running the 100m dash and 4x100m relay.

Safety

24 Jarrick Bernard
6-2; 195; So.; Shreveport, LA

- Has 35 tackles on the year, 27 of which have come in the past six games.
- Grabbed an interception in the win over TCU.
- His three pass breakups ties for fifth on the team.
- Brings production in a lot of areas, posting 94 tackles, 3.5 TFL, two sacks, two interceptions, four pass breakups, a forced fumble and a blocked punt in less than two seasons as a Cowboy.
- Given the 2018 Russell Okung Award as OSU's outstanding newcomer.

Kicker

49 Matt Ammendola
5-9; 195; RSR.; Lansdale, PA

- Lou Groza Award semifinalist.
- Third among active FBS players with 331 career points. Could finish as the second-leading scorer in OSU history.
- A three-time first-team Academic All-Big 12 selection.
- Has made two 53-yard field goals during his career.

Kick Returner

8 Braydon Johnson
6-1; 195; RSo.; Arlington, TX

- One of OSU's fastest players.
- Saw his first career action as a kickoff returner in OSU's win over TCU, returning three kickoffs for 57 yards with a long of 25 yards.
- Has emerged a big-play threat with four catches of at least 45 yards this season, including one in each of the past two games.
- Earned the first start of his career in OSU's win over TCU.
- Has 11 catches for 268 yards this season, with his yardage total ranking third on the OSU roster.

Punt Returner

17 Dillon Stoner
6-0; 198; R Jr.; Tulsa, OK

- Has 16 punt returns this year with an average of 9.1 yards per return.
- His average per return ranks second in the Big 12 and 21st in the FBS.
- Had a career-long punt return of 25 yards at Iowa State.
- Two-time first-team Academic All-Big 12.
- Has served as OSU's primary punt returner since 2017.
- Last season he totaled 11 returns for 62 yards for an average of 5.6 yards.
- Also led the team with nine punt returns in 2017, totaling 55 yards for an average of 6.11 yards per return.

2 Tanner McCalister
5-11; 185; So.; Heath, TX

- A developing prospect who has seen significant action on defense each of the past two years.
- Earned his first career start in OSU's win over TCU.

25 Jason Taylor, II
6-2; 195; RFr.; Okla. City, OK

- An OKC native who has contributed on special teams.
- Father and sister played college sports at Langston.

Punter

29 Tom Hutton
6-3; 195; Fr.; Newborough, VI, AUS

- A 29-year-old true freshman.
- Recruited through ProKick Australia, which has helped players such as former Ray Guy Award winners Mitch Wishnowski (Utah), Tom Hackett (Utah) and Tom Hornsey (Memphis).
- Played Australian-rules football with Yallourn-Yallourn North in the Mid Gippsland Football League.

7 LD Brown
5-9; 191; R Jr.; Dallas, TX

- Has 15 kickoff returns this season for a total of 257 yards.
- His longest kickoff return of the season is a 26-yarder against Baylor.
- Career-long kick return is 29 yards.

1 Landon Wolf
5-11; 174; R Jr.; Tulsa, OK

- Former walk-on who was placed on scholarship prior to the 2018 season.
- Has three career punt returns with a long of 10 yards.



Numerical Roster

No.	Name	Pos.	Ht.	Wt.	Exp.	Hometown/Previous School	No.	Name	Pos.	Ht.	Wt.	Exp.	Hometown/Previous School
1	Calvin Bundage	LB	6-2	215	Sr.-3L	Edmond, OK / Santa Fe	54	Truett Knox	OL	6-1	300	RFr.-RS	Fort Worth, TX / Aledo
1	Landon Wolf	WR	5-11	174	RJr.-2L	Tulsa, OK / East Central	56	Xavier Ross	DT	6-3	285	Fr.-HS	Cedar Hill, TX / Cedar Hill
2	Tanner McCalister	S	5-11	185	So.-1L	Heath, TX / Rockwall-Heath	57	Walker Reed	OL	6-6	341	RJr.-1L	Norman, OK / North
2	Tylan Wallace	WR	6-0	185	Jr.-2L	Fort Worth, TX / South Hills	58	Layton Ernst	OL	6-1	270	Fr.-HS	Mansfield, TX / Mansfield
3	Spencer Sanders	QB	6-2	195	RFr.-RS	Denton, TX / Ryan	60	Tyrese Williams	OL	6-3	300	RFr.-RS	Houston, TX / Cypress Ridge
3	Tre Sterling	S	6-1	202	RSo.-1L	Sunnyvale, TX / Sunnyvale	61	Jake Springfield	OL	6-5	316	Fr.-HS	Flower Mound, TX / Flower Mound
4	Deondrick Glass	RB	5-10	190	Fr.-HS	Katy, TX / Katy	63	Dylon Carnagey	DT	6-1	283	RFr.-RS	Skiatook, OK / Skiatook
4	A.J. Green	CB	6-1	190	Sr.-3L	DeSoto, TX / DeSoto	63	Braedy Wilson	LS	6-4	197	Fr.-HS	Oklahoma City, OK / Mustang
5	Kemah Siverand	CB	6-1	200	RSr.-1L	Cypress, TX/Cypress Ridge/Texas A&M	65	Matt McClurg	OL	6-5	311	RSo.-Sq	Centennial, CO / Heritage
6	Dru Brown	QB	5-11	200	RSr.-TR	San Mateo, CA / Los Gatos / College of San Mateo / Hawaii	66	Joe Michalski	OL	6-4	270	Fr.-HS	Overland Park, KS / St. Thomas Aquinas
6	JayVeon Cardwell	CB	6-0	175	RFr.-RS	Cibola, TX / Steele	67	Cole Birmingham	OL	6-5	295	Fr.-HS	Katy, TX / Katy
7	LD Brown	RB	5-9	191	RJr.-2L	Dallas, TX / DeSoto	68	Taylor Miterko	OL	6-6	270	Fr.-HS	Carlsbad, NM / Carlsbad
8	Braydon Johnson	WR	6-1	195	RSo.-1L	Arlington, TX / Bowie	69	Ben Freehill	P	6-1	167	Fr.-HS	Melvin, IL / Gibson City / Melvin-Sibley
8	Rodarius Williams	CB	6-0	187	RJr.-2L	Shreveport, LA / Calvary Baptist	70	Hunter Mair	DT	6-1	295	RFr.-RS	Frisco, TX / Independence
9	Brendan Costello	QB	6-0	192	Fr.-HS	San Clemente, CA / San Clemente	70	Hunter Woodard	OL	6-5	295	RFr.-RS	Tuscola, IL / Tuscola
10	Tyrell Alexander	WR	6-1	182	RJr.-2L	Lancaster, TX / Lancaster	72	Johnny Wilson	OL	6-3	304	RSr.-2L	Midland, TX / Midland Christian
11	Amen Ogbongbemiga	LB	6-1	225	RJr.-2L	Calgary, Alberta, Canada / Notre Dame	73	Teven Jenkins	OL	6-6	310	RJr.-2L	Topeka, KS / Topeka
12	Jordan McCray	WR	6-6	187	RSr.-TR	Marietta, GA / North Cobb / South Alabama	74	Preston Wilson	OL	6-4	280	Fr.-HS	Bartonville, TX / Argyle
12	Kanion Williams	S	6-2	180	RFr.-RS	Dallas, TX / South Oak Cliff	75	Marcus Keyes	OL	6-3	309	RSr.-3L	Port Allen, LA / Port Allen
13	Thomas Harper	CB	5-11	165	Fr.-HS	Knoxville, TN / Karns	76	Dylan Galloway	OL	6-5	297	RJr.-2L	Dallas, TX / Coppell
14	Bryce Balous	CB	5-11	190	RSr.-2L	McKinney, TX / North	77	Hunter Anthony	OL	6-7	330	RFr.-RS	Tuttle, OK / Tuttle
15	Jonathan Shepherd	WR	6-4	195	RFr.-RS	Kilgore, TX / Kilgore	78	Bryce Bray	OL	6-5	300	RFr.-RS	Bixby, OK / Bixby
16	Devin Harper	LB	6-1	235	RJr.-2L	Knoxville, TN / Karns	79	Matt Kegel	OL	6-5	307	RJr.-1L	Chaska, MN / Chaska
17	Dillon Stoner	WR	6-0	198	RJr.-2L	Tulsa, OK / Jenks	80	LC Greenwood	WR	6-3	212	RSo.-Sq	Garland, TX / Lakeview Central
18	Sean Michael Flanagan	S	6-2	195	RFr.-RS	Charleston, AR / Charleston	81	Cole Goodnight	WR	6-2	175	Fr.-HS	Tahlequah, OK / Tahlequah
18	Shaun Taylor	QB	6-0	209	RFr.-RS	Fort Worth, TX / All Saints Episcopal	82	Grayson Boomer	CW	6-5	230	Fr.-HS	Collinsville, OK / Collinsville
19	Alex Hale	K	6-1	195	RFr.-RS	Point Fredrick, Australia / St. Edward's	82	Vance Mullendore	DE	6-1	217	Fr.-HS	Tulsa, OK / Holland Hall / IMG Academy
20	Malcolm Rodriguez	LB	6-0	205	Jr.-2L	Wagoner, OK / Wagoner	83	Cade Cavender	WR	5-11	180	Fr.-HS	Broken Arrow, OK / Bixby
20	Schlyer Adair	RB	5-10	190	Fr.-HS	Wagoner, OK / Wagoner	83	Gordie Geymuller	DE	6-2	192	Fr.-HS	Dallas, TX / Parish Episcopal
22	Demarco Jones	CB	6-1	175	Fr.-HS	Tulsa, OK / Booker T. Washington	84	Dayton Metcalf	CW	6-4	237	RJr.-Sq	Hooker, OK / Hooker
22	Mbari Snoddy	RB	5-11	190	RFr.-RS	Edmond, OK / Santa Fe	85	Patrick McKaufman	WR	6-6	200	RJr.-Sq	Oklahoma City, OK / Douglass / NEO A&M JC
23	Gabe Lemons	S	6-2	179	RFr.-RS	Prosper, TX / Coppell	86	Dreyson Watters	WR	5-10	171	Fr.-HS	Jenks, OK / Jenks
24	Jarrick Bernard	S	6-2	195	So.-1L	Shreveport, LA / Evangel Christian	87	Logan Carter	CW	6-4	245	RJr.-2L	Henrietta, TX / Henrietta
25	Jason Taylor, II	S	6-2	195	RFr.-RS	Oklahoma City, OK / Carl Albert	88	Langston Anderson	WR	6-1	192	Fr.-HS	Midlothian, TX / Heritage
25	Andre Washington	RB	6-0	186	Fr.-HS	Roanoke, TX / Liberty Christian	88	Jake Schultz	DE	6-3	218	Fr.-HS	Prague, OK / Prague
26	Micah Cooper	RB	6-0	198	RJr. - TR	Madill, OK / Madill / Henderson State / NEO A&M JC	89	Tyler Lacy	DE	6-4	265	RFr.-RS	Sachse, TX / Sachse
26	Xavier Player	CB	6-0	175	Fr.-HS	Cibola, TX / Steele	89	Jelani Woods	CW	6-7	265	RSo.-1L	Ellenwood, GA / Cedar Grove
27	Dezmon Jackson	RB	6-0	203	Jr.-TR	El Dorado, AR / Parkers Chapel / Hutchinson CC	90	Braden Cassidy	CW	6-2	240	RFr.-RS	Austin, TX / Westlake
29	Tom Hutton	P	6-3	195	Fr.-HS	Newborough, VI, Australia / ProKick	91	Mike Scott	DE	6-5	245	RSr.-1L	Irving, TX / Nimitz / SMU / Trinity Valley JC
30	Chuba Hubbard	RB	6-1	207	RSo.-1L	Sherwood Park, Alberta, Canada / Bev Facey	92	Cameron Murray	DT	6-2	290	RJr.-2L	Bryant, AR / Bryant
30	Gabe Simpson	WR	6-2	208	RFr.-RS	Jay, OK / Jay	94	Trace Ford	DE	6-3	227	Fr.-HS	Edmond, OK / Santa Fe
31	Kolby Harvell-Peel	S	6-0	210	So.-1L	College Station, TX / A&M Consolidated	95	Israel Antwine	DT	6-4	295	So.-TR	Oklahoma City, OK / Millwood / Colorado
31	Taje Williams	WR	5-8	162	RSr.-Sq	Pearland, TX / Dawson / Blinn JC	96	Kody Walterscheid	DE	6-6	230	Fr.-HS	Muenster, TX / Muenster
33	Kevin Henry	LB	6-0	239	RSr.-2L	Baton Rouge, LA / Central	97	Amadou Fofana	DE	6-4	280	RJr.-TR	Memphis, TN / Mitchell / Highland CC
35	C.J. Moore	WR	6-5	175	RFr.-RS	Tulsa, OK / Union	98	Brendon Evers	DT	6-2	290	RSo.-1L	Bixby, OK / Bixby
35	Samuela Tuihalamaka	DT	6-2	295	RFr.-RS	Riverside, CA / Mater Dei	99	Sione Asi	DT	6-1	325	Jr.-TR	Reno, NV / McQueen / Snow College
36	Na'drian Dizadare	LB	6-2	200	Fr.-HS	Shreveport, LA / Evangel Christian							
37	Isreal Isuman-Hundley	DE	6-5	230	Fr.-HS	Colleyville, TX / Heritage							
38	Jacob Morris	WR	5-9	169	RFr.-RS	Oklahoma City, OK / Newcastle							
38	Philip Redwine-Bryant	LB	6-2	228	RSr.-1L	Harker Heights, TX / Academy							
39	Jake McClure	K	6-3	200	RSo.-1L	Chattanooga, TN / East Hamilton							
40	Brock Martin	DE	6-4	242	RSo.-1L	Oologah, OK / Oologah							
41	Valek Cisneros	CW	6-4	208	Fr.-HS	Arapahoe, OK / Clinton							
41	Braden Spicer	LB	5-11	217	RFr.-RS	Tulsa, OK / Union							
42	Jayden Jernigan	DT	6-0	300	Fr.-HS	Allen, TX / Allen							
44	Kamryn Farrar	LB	6-0	200	Fr.-HS	Dallas, TX / Skyline							
47	Carson Kropp	LB	6-2	230	RFr.-RS	Owasso, OK / Owasso							
48	Adam Martin	LB	5-11	217	RSo.-Sq	Stillwater, OK / Stillwater							
49	Matt Ammendola	K	5-9	195	RSr.-3L	Lansdale, PA / North Penn							
50	Ry Schneider	OL	6-3	320	RJr.-1L	Minco, OK / Minco							
50	Relijah Sherman	LB	5-11	222	RSo.-Sq	Oklahoma City, OK / Carl Albert / SW Okla. State							
52	Jacob Farrell	OL	6-6	308	RFr.-RS	Sulphur, OK / Sulphur							
52	Ben Kopenski	DE	6-1	235	RFr.-RS	McKinney, TX / Prosper							
53	Matt Hembrough	LS	6-3	192	RSo.-Sq	Liste, IL / Benet							

Pronunciations

5	Kemah Siverand	KEY-muh SIV-er-and	37	Isreal Isuman-Hundley	iss-OO-mahn
6	Dru Brown	DREW		HUND-lee	
6	JayVeon Cardwell	jay-vee-AWN	60	Tyrese Williams	TY-reese
8	Rodarius Williams	roh-DARE-ee-us	66	Joe Michalski	muh-HALL-skee
11	Amen Ogbongbemiga	AY-men awg-BONG-beh-MEE-guh	68	Taylor Miterko	mih-TERK-oh
			75	Marcus Keyes	keez
12	Kanion Williams	kuh-NYE-un	79	Matt Kegel	KAY-gull
14	Bryce Balous	BAY-Iuss	89	Jelani Woods	juh-LAW-nee
24	Jarrick Bernard	JAR-ick	95	Israel Antwine	ANN-twine
30	Chuba Hubbard	CHOO-buh	96	Kody Walterscheid	walter-SHIED
31	Taje Williams	TAHZ-yay		(not walter-SHIED)	
35	Samuela Tuihalamaka	sam-WELL-uh TOO-ee-HAH-luh-MAH-kah	97	Amadou Fofana	AH-muh-doo foe-FAH-nuh
36	Na'Drian Dizadare	NAY-dree-un DIZ-uh-dare	99	Sione Asi	see-OH-nay AH-see



Alphabetical Roster

No.	Name	Pos.	Ht.	Wt.	Exp.	Hometown/Previous School	No.	Name	Pos.	Ht.	Wt.	Exp.	Hometown/Previous School
20	Schlyer Adair	RB	5-10	190	Fr-HS	Wagoner, OK / Wagoner	12	Jordan McCray	WR	6-6	187	RSr-TR	Marietta, GA / North Cobb / South Alabama
10	Tyrell Alexander	WR	6-1	182	RJr.-2L	Lancaster, TX / Lancaster	85	Patrick McKaufman	WR	6-6	200	RJr.-Sq	Oklahoma City, OK / Douglass / NEO A&M JC
49	Matt Ammendola	K	5-9	195	RSr.-3L	Lansdale, PA / North Penn	84	Dayton Metcalf	CW	6-4	237	RJr.-Sq	Hooker, OK / Hooker
88	Langston Anderson	WR	6-1	192	Fr.-HS	Midlothian, TX / Heritage	66	Joe Michalski	OL	6-4	270	Fr.-HS	Overland Park, KS / St. Thomas Aquinas
77	Hunter Anthony	OL	6-7	330	RFr.-RS	Tuttle, OK / Tuttle	68	Taylor Miterko	OL	6-6	270	Fr.-HS	Carlsbad, NM / Carlsbad
95	Israel Antwine	DT	6-4	295	So.-TR	Oklahoma City, OK / Millwood / Colorado	35	C.J. Moore	WR	6-5	175	RFr.-RS	Tulsa, OK / Union
99	Sione Asi	DT	6-1	325	Jr.-TR	Reno, NV / McQueen / Snow College	38	Jacob Morris	WR	5-9	169	RFr.-RS	Oklahoma City, OK / Newcastle
14	Bryce Balous	CB	5-11	190	RSr.-2L	McKinney, TX / North	82	Philip Redwine	DE	6-1	217	Fr.-HS	Tulsa, OK / Holland Hall / IMG Academy
24	Jarrick Bernard	S	6-2	195	So.-1L	Shreveport, LA / Evangel Christian	92	Cameron Murray	DT	6-2	290	RJr.-2L	Bryant, AR / Bryant
67	Cole Birmingham	OL	6-5	295	Fr.-HS	Katy, TX / Katy	11	Amen Ogbongbemiga	LB	6-1	225	RJr.-2L	Calgary, Alberta, Canada / Notre Dame
82	Grayson Boomer	CW	6-5	230	Fr.-HS	Collinsville, OK / Collinsville	26	Xavier Player	CB	6-0	175	Fr.-HS	Cibola, TX / Steele
78	Bryce Bray	OL	6-5	300	RFr.-RS	Bixby, OK / Bixby	38	Philipp Redwine-Bryant	LB	6-2	228	RSr.-1L	Harker Heights, TX / Academy
6	Dru Brown	QB	5-11	200	RSr.-TR	San Mateo, CA / Los Gatos / College of San Mateo / Hawaii	57	Walker Reed	OL	6-6	341	RJr.-1L	Norman, OK / North
7	LD Brown	RB	5-9	191	RJr.-2L	Dallas, TX / DeSoto	20	Malcolm Rodriguez	LB	6-0	205	Jr.-2L	Wagoner, OK / Wagoner
1	Calvin Bundage	LB	6-2	215	Sr.-3L	Edmond, OK / Santa Fe	56	Xavier Ross	DT	6-3	285	Fr.-HS	Cedar Hill, TX / Cedar Hill
6	JayVeon Cardwell	CB	6-0	175	RFr.-RS	Cibola, TX / Steele	3	Spencer Sanders	QB	6-2	195	RFr.-RS	Denton, TX / Ryan
63	Dylon Carnegie	DT	6-1	283	RFr.-RS	Skiatook, OK / Skiatook	50	Ry Schneider	OL	6-3	320	RJr.-1L	Minco, OK / Minco
87	Logan Carter	CW	6-4	245	RJr.-2L	Henrietta, TX / Henrietta	88	Jake Schultz	DE	6-3	218	Fr.-HS	Prague, OK / Prague
90	Braden Cassidy	CW	6-2	240	RFr.-RS	Austin, TX / Westlake	91	Mike Scott	DE	6-5	245	RSr.-1L	Irving, TX / Nimitz / SMU / Trinity Valley JC
83	Cade Cavender	WR	5-11	180	Fr.-HS	Broken Arrow, OK / Bixby	15	Jonathan Shepherd	WR	6-4	195	RFr.-RS	Kilgore, TX / Kilgore
41	Valek Cisneros	CW	6-4	208	Fr.-HS	Arapahoe, OK / Clinton	50	Relijah Sherman	LB	5-11	222	RSo.-Sq	Oklahoma City, OK / Carl Albert / SW Okla. State
26	Micah Cooper	RB	6-0	198	RJr.-TR	Madill, OK / Madill / Henderson State / NEO A&M JC	30	Gabe Simpson	WR	6-2	208	RFr.-RS	Jay, OK / Jay
9	Brendan Costello	QB	6-0	192	Fr.-HS	San Clemente, CA / San Clemente	5	Kemah Siverand	CB	6-1	200	RSr.-1L	Cypress, TX / Cypress Ridge / Texas A&M
36	Na'drian Dizadare	LB	6-2	200	Fr.-HS	Shreveport, LA / Evangel Christian	22	Mbari Snoddy	RB	5-11	190	RFr.-RS	Edmond, OK / Santa Fe
58	Layton Ernst	OL	6-1	270	Fr.-HS	Mansfield, TX / Mansfield	41	Braden Spicer	LB	5-11	217	RFr.-RS	Tulsa, OK / Union
98	Brendon Evers	DT	6-2	290	RSo.-1L	Bixby, OK / Bixby	61	Jake Springfield	OL	6-5	316	Fr.-HS	Flower Mound, TX / Flower Mound
44	Kamryn Farrar	LB	6-0	200	Fr.-HS	Dallas, TX / Skyline	3	Tre Sterling	S	6-1	202	RSo.-1L	Sunnyvale, TX / Sunnyvale
52	Jacob Farrell	OL	6-6	308	RFr.-RS	Sulphur, OK / Sulphur	17	Dillon Stoner	WR	6-0	198	RJr.-2L	Tulsa, OK / Jenks
18	Sean Michael Flanagan	S	6-2	195	RFr.-RS	Charleston, AR / Charleston	18	Shaun Taylor	QB	6-0	209	RFr.-RS	Fort Worth, TX / All Saints Episcopal
97	Amadou Fofana	DE	6-4	280	RJr.-TR	Memphis, TN / Mitchell / Highland CC	25	Jason Taylor, II	S	6-2	195	RFr.-RS	Oklahoma City, OK / Carl Albert
94	Trace Ford	DE	6-3	227	Fr.-HS	Edmond, OK / Santa Fe	35	Samuela Tuihalamaka	DT	6-2	295	RFr.-RS	Riverside, CA / Mater Dei
69	Ben Freehill	P	6-1	167	Fr.-HS	Melvin, IL / Gibson City / Melvin-Sibley	2	Tylan Wallace	WR	6-0	185	Jr.-2L	Fort Worth, TX / South Hills
76	Dylan Galloway	OL	6-5	297	RJr.-2L	Dallas, TX / Coppell	96	Kody Walterscheid	DE	6-6	230	Fr.-HS	Muenster, TX / Muenster
83	Gordie Geymuller	DE	6-2	192	Fr.-HS	Dallas, TX / Parish Episcopal	25	Andre Washington	RB	6-0	186	Fr.-HS	Roanoke, TX / Liberty Christian
4	Deondrick Glass	RB	5-10	190	Fr.-HS	Katy, TX / Katy	86	Dreyson Watters	WR	5-10	171	Fr.-HS	Jenks, OK / Jenks
81	Cole Goodnight	WR	6-2	175	Fr.-HS	Tahlequah, OK / Tahlequah	60	Tyrese Williams	OL	6-3	300	RFr.-RS	Houston, TX / Cypress Ridge
4	A.J. Green	CB	6-1	190	Sr.-3L	DeSoto, TX / DeSoto	31	Taje Williams	WR	5-8	162	RSr.-Sq	Pearland, TX / Dawson / Blinn JC
80	LC Greenwood	WR	6-3	212	RSo.-Sq	Garland, TX / Lakeview Central	8	Rodarius Williams	CB	6-0	187	RJr.-2L	Shreveport, LA / Calvary Baptist
19	Alex Hale	K	6-1	195	RFr.-RS	Point Fredrick, Australia / St. Edward's	12	Kanion Williams	S	6-2	180	RFr.-2L	Dallas, TX / South Oak Cliff
16	Devin Harper	LB	6-1	235	RJr.-2L	Knoxville, TN / Karns	72	Johnny Wilson	OL	6-3	304	RSr.-2L	Midland, TX / Midland Christian
13	Thomas Harper	CB	5-11	165	Fr.-HS	Knoxville, TN / Karns	74	Preston Wilson	OL	6-4	280	Fr.-HS	Bartonville, TX / Argyle
31	Kolby Harvell-Peel	S	6-0	210	So.-1L	College Station, TX / A&M Consolidated	63	Braedy Wilson	LS	6-4	197	Fr.-HS	Oklahoma City, OK / Mustang
53	Matt Hembrough	LS	6-3	192	RSo.-Sq	Lisle, IL / Benet	1	Landon Wolf	WR	5-11	174	RJr.-2L	Tulsa, OK / East Central
33	Kevin Henry	LB	6-0	239	RSr.-2L	Baton Rouge, LA / Central	70	Hunter Woodard	OL	6-5	295	RFr.-RS	Tuscola, IL / Tuscola
30	Chuba Hubbard	RB	6-1	207	RSo.-1L	Sherwood Park, Alberta, Canada / Bev Facey	89	Jelani Woods	CW	6-7	265	RSo.-1L	Ellenwood, GA / Cedar Grove
29	Tom Hutton	P	6-3	195	Fr.-HS	Newborough, VI, Australia / ProKick							
37	Isreal Isuman-Hundley	DE	6-5	230	Fr.-HS	Colleyville, TX / Heritage							
27	Dezmon Jackson	RB	6-0	203	Jr.-TR	El Dorado, AR / Parkers Chapel / Hutchinson CC							
73	Teven Jenkins	OL	6-6	310	RJr.-2L	Topeka, KS / Topeka							
42	Jayden Jernigan	DT	6-0	300	Fr.-HS	Allen, TX / Allen							
8	Braydon Johnson	WR	6-1	195	RSo.-1L	Arlington, TX / Bowie							
22	Demarco Jones	CB	6-1	175	Fr.-HS	Tulsa, OK / Booker T. Washington							
79	Matt Kegel	OL	6-5	307	RJr.-1L	Chaska, MN / Chaska							
75	Marcus Keyes	OL	6-3	309	RSr.-3L	Port Allen, LA / Port Allen							
54	Truett Knox	OL	6-1	300	RFr.-RS	Fort Worth, TX / Aledo							
52	Ben Kopenski	DE	6-1	235	RFr.-RS	McKinney, TX / Prosper							
47	Carson Kropp	LB	6-2	230	RFr.-RS	Owasso, OK / Owasso							
89	Tyler Lacy	DE	6-4	265	RFr.-RS	Sachse, TX / Sachse							
23	Gabe Lemons	S	6-2	179	RFr.-RS	Prosper, TX / Coppell							
70	Kevin Mair	DT	6-1	295	RFr.-RS	Frisco, TX / Independence							
40	Brock Martin	DE	6-4	242	RSo.-1L	Oologah, OK / Oologah							
48	Adam Martin	LB	5-11	217	RSo.-Sq	Stillwater, OK / Stillwater							
2	Tanner McCalister	S	5-11	185	So.-1L	Heath, TX / Rockwall-Heath							
39	Jake McClure	K	6-3	200	RSo.-1L	Chattanooga, TN / East Hamilton							
65	Matt McClurg	OL	6-5	311	RSo.-Sq	Centennial, CO / Heritage							

Pronunciations

95 Israel Antwine	ANN-twine	66 Joe Michalski	muh-HALL-skee
99 Sione Asi	see-OH-nay AH-see	68 Taylor Miterko	mih-TERK-oh
14 Bryce Balous	BAY-luss	11 Amen Ogbongbemiga	AY-men
24 Jarrick Bernard	JAR-ick		awg-BONG-beh-MEE-guh
6 Dru Brown	DREW	5 Kemah Siverand	KEY-muh SIV-er-and
6 JayVeon Cardwell	jay-vee-AWN	35 Samuela Tuihalamaka	sam-WELL-uh
36 Na'Drian Dizadare	NAY-dree-un		TOO-ee-HAH-luh-MAH-kah
	DIZ-uh-dare	96 Kody Walterscheid	walter-SHIED
	AH-muh-doo		(not walter-SHEED)
	foe-FAH-nuh	12 Kanion Williams	kuh-NYE-un
30 Chuba Hubbard	CHOO-buh	8 Rodarius Williams	roh-DARE-ee-us
37 Isreal Isuman-Hundley	iss-OO-mahn	31 Taje Williams	TAHZ-yay
	HUND-lee	60 Tyrese Williams	TY-reese
79 Matt Kegel	KAY-gull	89 Jelani Woods	juh-LAW-nee
75 Marcus Keyes	keez		



Game Notes

2019 Honors and Recognition

30 Chuba Hubbard - RB

- 2019 Maxwell Award Semifinalist
- Midseason All-America Team (*AP, ESPN, USA Today, The Athletic, The Sporting News*)
- Big 12 Offensive Player of the Week vs. Tulsa
- Big 12 Offensive Player of the Week vs. Kansas State
- Big 12 Offensive Player of the Week vs. TCU
- OSU Offensive MVP vs. Oregon State
- OSU Offensive MVP vs. Tulsa
- OSU Offensive MVP vs. Kansas State
- OSU Offensive MVP vs. TCU
- PFF Eckrich National Team of the Week vs. Oregon State
- PFF Eckrich National Team of the Week vs. Tulsa
- PFF Eckrich National Team of the Week vs. Kansas State
- Preseason All-Big 12 Team
- Maxwell Award Watch List
- Doak Walker Award Watch List
- Paul Hornung Award Watch List

2 Tylan Wallace - WR

- Midseason All-America Team (*The Athletic*)
- Preseason All-America First Team (*AP, ESPN, The Sporting News, Athlon, Lindy's*)
- Preseason All-America Second Team (*Sports Illustrated, CBS, Phil Steele*)
- Preseason All-Big 12 Team
- Biletnikoff Award Watch List
- Maxwell Award Watch List
- Walter Camp Award Watch List
- Earl Campbell Tyler Rose Award Watch List
- Earl Campbell Tyler Rose Hon. Mention POTW vs. Oregon State
- Earl Campbell Tyler Rose Hon. Mention POTW vs. McNeese
- Earl Campbell Tyler Rose Hon. Mention POTW vs. Iowa State
- OSU Offensive MVP vs. McNeese
- OSU Offensive MVP vs. Iowa State

3 Spencer Sanders - QB

- PFF Eckrich National Team of the Week vs. Oregon State
- Manning Award "Star of the Week" vs. Oregon State
- Earl Campbell Tyler Rose Hon. Mention POTW vs. Oregon State
- Big 12 Newcomer of the Week vs. McNeese
- Big 12 Newcomer of the Week vs. TCU
- FWAA Preseason Freshman All-America Team

(continued on next page)

The Basics

The Oklahoma State football team (6-3 overall; 3-3 Big 12) hosts Kansas (3-6 overall; 1-5 Big 12) on Saturday at 11 a.m. at Boone Pickens Stadium. The game will pit the Cowboys against former OSU head coach Les Miles, who is in his first year at the helm of the Jayhawks.

Get Your Tickets

Season tickets and single-game tickets are available at okstate.com/tickets or by calling the OSU ticket office at 877-ALL-4-OSU. Fans interested in tickets can also text the OSU ticket office at 877-255-4678. Single-game tickets for this Saturday start at \$75, but purchasing a season ticket is also the only way to attend the Bedlam game in the home finale.

On the Air

The game will be televised by FS1 with Dan Hellie and Ben Leber on the call. The contest will also be carried live on the Cowboy Radio Network, with Dave Hunziker handling play-by-play, John Holcomb providing analysis and Robert Allen reporting from the sideline. Fans outside of the Cowboy Radio Network can listen to the OSU broadcast for free through TuneIn Radio or the TuneIn Radio app.

In the Rankings

Oklahoma State is back in the rankings this week after being voted No. 25 in the AP poll and one spot outside of the top 25 in the coaches poll. Entering 2019, OSU had reached the top 15 of the AP poll at some point in 10 of the past 11 seasons. OSU had also seen a top 10 ranking in the AP poll at some point in eight of the past 11 seasons.

It is worth noting that OSU was No. 23 in the first release of the College Football Playoff rankings on Tuesday, Nov. 5. Although this week's rankings aren't released until Tuesday, OSU has appeared in the CFP rankings four of the past five seasons.

Kansas is not ranked.

The Series

Saturday's game marks the 70th meeting between Oklahoma State and Kansas, with the series dating back to 1923. The 2019 season also marks the 10th consecutive year the teams have met. OSU owns a 38-29-2 all-time series advantage, including a 16-14-1 advantage in games played in Stillwater. OSU has won nine straight games against the Jayhawks, as well as 14 of the past 15 in the series. OSU has won four straight games in Stillwater, as well as six of the past seven played at home.

A win Saturday would extend the longest win streak for either team in the series. It would also give OSU 10 straight wins vs. Kansas to mark its longest active win streak against any opponent and match the second-longest win streak in OSU history against one opponent. It would only trail OSU's 11-game streak vs. Kansas State from 1947-62. The only other 10-game win streak came against Central Oklahoma from 1908-1922.

Coach Mike Gundy is 10-1 in his career against Kansas, while KU coach Les Miles is 0-0 in his career against OSU. Miles coached at Oklahoma State from 2001-04, compiling a record of 28-21. Saturday's game marks the first time in Oklahoma State history that it has faced a former head coach.

Oklahoma State from a Distance

Oklahoma State is 6-3 overall and 3-3 in Big 12 play. The Cowboys secured bowl eligibility for the 14th consecutive season after beating TCU last time out.

The story of the season so far has been the emergence of Heisman Trophy candidate Chuba Hubbard, who leads the nation in nearly every statistical rushing category, including rushing yards, rushing yards per game, all-purpose yards, yards after contact (via *Pro Football Focus*), yards per carry (min. 170) and more. His average of 178.6 rushing yards per game is 33.1 more than second-place A.J. Dillon of Boston College. For perspective, the spread between first place and second place is greater than the difference between second-place Dillon and the nation's 12th-place rusher. Hubbard's rushing yards through nine games are better than three of the past four running backs to win the Heisman Trophy and his yards per carry is better than all four.

Defensively, the Cowboys have put together back-to-back winning performances, forcing seven turnovers in the past two weeks alone. Kolby Harvell-Peel has put together a convincing résumé to earn first-team all-conference honors at safety, ranking No. 6 in the FBS in passes defended. He forced three turnovers in the win over TCU.

Weekly Media Calendar

11 Monday	12 Tuesday	13 Wednesday	14 Thursday	15 Friday	16 Saturday	17 Sunday
10:20 a.m. Mike Gundy on Big 12 Teleconference	5:05 p.m. Selected players available after practice	No availability	No availability	No availability except for network TV	11 a.m. Oklahoma State vs. Kansas	6 p.m. Mike Gundy Radio Show - Cowboy Radio Network
12 p.m. Mike Gundy Media Luncheon						



Game Notes

Oklahoma State Leaders

Rushing	Att	Net	TD
Chuba Hubbard	236	1,604	18
Spencer Sanders	126	588	2
LD Brown	28	157	2

Passing	C-A-I	Yds	TD
Spencer Sanders	143-229-11	1,897	15
Dru Brown	10-13-0	142	2

Receiving	Rec	Yds	TD
Tylan Wallace	53	903	8
Dillon Stoner	28	325	2
Jordan McCray	13	173	2

Tackles	Solo	Asst.	Total
Malcolm Rodriguez	46	28	74
Amen Ogbongbemiga	40	23	63
Kolby Harvell-Peel	44	13	57

Tackles for Loss	No.	Yds
Amen Ogbongbemiga	9.5	38
Tre Sterling	5.5	19

Interceptions	No.	Yds
Kolby Harvell-Peel	3	23
A.J. Green	1	27

Kansas Leaders

Rushing	Att	Net	TD
Pooka Williams	150	765	3
Khalil Herbert	43	384	2
Velton Gardner	14	118	2

Passing	C-A-I	Yds	TD
Carter Stanley	168-264-7	2,015	19

Receiving	Rec	Yds	TD
Andrew Parchment	47	663	6
Stephon Robinson	34	584	2
Daylon Charlot	24	285	2

Tackles	Solo	Asst.	Total
Bryce Torneden	40	21	61
Mike Lee	36	11	47
Kyron Johnson	28	17	45

Tackles for Loss	No.	Yds
Azur Kamara	6.0	27
Najee Stevens-McKenzie	5.5	13

Interceptions	No.	Yds
Najee Stevens-McKenzie	2	2
Hasan Defense	1	57

2019 Honors and Recognition (continued from previous page)

31 Kolby Harvell-Peel - S

- Big 12 Defensive Player of the Week vs. Texas
- Big 12 Defensive Player of the Week vs. TCU
- OSU Defensive MVP vs. Iowa State
- OSU Defensive MVP vs. TCU

4 A.J. Green - CB

- PFF Eckrich National Team of the Week vs. McNeese
- Preseason All-Big 12 Team
- Nagurski Trophy Watch List
- Jim Thorpe Award Watch List

49 Matt Ammendola - K

- 2019 William V. Campbell Trophy Semifinalist
- 2019 Wuerffel Trophy Nominee
- 2019 Burlsworth Trophy Nominee
- Lou Groza Award Star of the Week vs. Kansas State
- OSU Special Team MVP vs. Iowa State

20 Malcolm Rodriguez - LB

- Big 12 Defensive Player of the Week vs. Iowa State
- OSU Defensive MVP vs. Oregon State
- OSU Defensive MVP vs. Iowa State

3 Tre Sterling - S

- OSU Defensive MVP vs. Kansas State

11 Amen Ogbongbemiga - LB

- OSU Defensive MVP vs. McNeese

14 Bryce Balous - CB

- OSU Special Teams MVP vs. McNeese

2 Tanner McCalister - S

- OSU Special Teams MVP vs. Oregon State

72 Johnny Wilson - C

- Rimington Trophy Watch List

17 Dillon Stoner - WR

- OSU Special Teams MVP vs. Tulsa

12 Kanion Williams - S

- OSU Special Teams MVP vs. TCU

89 Tyler Lacy - DE

- OSU Defensive MVP vs. Tulsa

1 Calvin Bundage - LB

- Butkus Award Watch List

An Oklahoma State Win Would...

- Clinch a 14th-straight winning season, extending the longest streak in OSU history.
- Make it 6-1 in its past seven games at Boone Pickens Stadium.
- Make it 39-29-2 all-time vs. Kansas and 17-14-1 all-time vs. KU in Stillwater.
- Give it 10 straight wins vs. Kansas to earn its longest active win streak against any opponent. It would match the second-longest win streak against one opponent in OSU history, trailing only OSU's 11-game streak vs. Kansas State from 1947-62. The only other 10-game win streak came against Central Oklahoma from 1908-1922.
- Improve Mike Gundy's career record vs. Kansas to 11-1.
- Improve it to 32-13 in its past 45 games overall and 46-19 in its past 64 games overall.
- Improve Mike Gundy's record in Big 12 games to 76-51.
- Improve it to 57-30 in Big 12 Conference games since 2010.
- Make it 4-1 at home this season.
- Make it 67-13 in its past 80 games vs. unranked opponents, dating back to 2010.
- Give it wins in 26 of its past 31 games when playing as an AP ranked team vs. an unranked opponent.

Notable Streaks and Trends Entering the Game

- OSU is 20-7 in its past 27 games decided by fewer than 10 points.
- OSU has scored on its opening drive in 11 of its past 18 games.
- OSU has won 24 of its past 26 games when leading at halftime, dating back to Sept. 17, 2016.
- OSU has outrushed its opponent in 26 of its past 36 games and in 28 of its past 39 games.
- OSU has had at least one 100-yard receiver in 18 of its past 27 games.
- OSU has had a 100-yard rusher in 25 of its past 36 games.
- OSU has forced a turnover in 43 of its past 49 games and in 52 of its past 59 games, dating to 2015.
- Dating back to 2005, OSU is 36-2 when not committing a turnover.
- Dating back to 2008, OSU is 60-6 when winning the turnover battle.
- OSU has won three straight overtime games.
- Chuba Hubbard has rushed for at least 100 yards in each of the past seven games, which marks the longest active streak in the FBS.
- Chuba Hubbard has rushed for at least 100 yards in 11 of his past 13 games. He has a rushing touch-down in every game this season.
- Dillon Stoner has at least one catch in 33 of his past 34 games.
- Matt Ammendola has made 17 of his past 18 field goal attempts.
- OSU has won 66 consecutive games when holding its opponent to fewer than 20 points, dating back to Sept. 13, 2003 - the longest active streak in the nation.



Game Notes

Scoring Machine

The highest-scoring games of the Mike Gundy era:

60 or more points in a game

Date	Opponent	Result	Score
9/1/2012	Savannah State	W	84-0
10/8/2011	Kansas	W	70-28
10/31/2015	at Texas Tech	W	70-53
9/19/2015	UTSA	W	69-14
11/12/2011	at Texas Tech	W	66-6
11/11/2006	Baylor	W	66-24
9/4/2010	Washington State	W	65-17
9/15/2012	Louisiana	W	65-24
9/18/2010	Tulsa	W	65-28
9/3/2016	Southeastern Louisiana	W	61-7
9/3/2011	Louisiana	W	61-34

50-59 points in a game

Date	Opponent	Result	Score
9/14/2013	Lamar	W	59-3
10/14/2017	Baylor	W	59-16
11/1/2008	Iowa State	W	59-17
9/16/2017	at Pittsburgh	W	59-21
11/17/2012	No. 23 Texas Tech	W	59-21
8/31/2017	Tulsa	W	59-24
10/29/2011	Baylor	W	59-24
9/17/2011	at Tulsa	W	59-33
10/24/2015	Kansas	W	58-10
8/30/2018	Missouri State	W	58-17
11/25/2017	Kansas	W	58-17
1/1/2013	vs. Purdue+	W	58-21
10/26/13	at Iowa State	W	58-27
9/13/2008	Missouri State	W	57-13
9/26/2009	Grambling State	W	56-6
9/7/2019	McNeese	W	56-14
10/4/2008	Texas A&M	W	56-28
9/7/2013	at UTSA	W	56-35
9/6/2008	Houston	W	56-37
9/8/2018	South Alabama	W	55-13
9/27/2008	Troy	W	55-24
11/6/2010	No. 22 Baylor	W	55-28
11/10/2012	West Virginia	W	55-34
10/8/2010	at Louisiana	W	54-28
9/2/2006	Missouri State	W	52-10
11/2/2013	at No. 15 Texas Tech	W	52-34
8/30/2019	at Oregon State	W	52-36
11/5/2011	No. 17 Kansas State	W	52-45
11/4/2017	No. 11 Oklahoma	L	52-62
10/28/2017	at No. 22 West Virginia	W	50-39

40-49 points in a game

Date	Opponent	Result	Score
11/23/2013	No. 3 Baylor	W	49-17
11/7/2015	No. 5 TCU	W	49-29
10/1/2016	No. 22 Texas	W	49-31
12/31/2007	vs. Indiana#	W	49-33
11/11/2017	at No. 14 Iowa State	W	49-42
9/22/2007	Texas Tech	W	49-45
9/16/2006	Florida Atlantic	W	48-8
11/20/2010	at Kansas	W	48-14
9/29/2018	at Kansas	W	48-28
11/24/2012	at No. 14 Oklahoma	L-ot	48-51
11/10/2018	at No. 6 Oklahoma	L	47-48
11/17/2007	at Baylor	W	45-14
10/13/2007	at Nebraska	W	45-14
10/22/2011	at Missouri	W	45-24
9/25/2014	Texas Tech	W	45-35
9/17/2016	Pitt	W	45-38
11/17/2018	No. 7 West Virginia	W	45-41
11/12/2016	Texas Tech	W	45-44
9/8/2017	at South Alabama	W	44-7
12/3/2011	No. 13 Oklahoma	W	44-10
10/22/2016	at Kansas	W	44-20
9/15/2018	No. 17 Boise State	W	44-21
9/13/2014	UTSA	W	43-13
11/5/2016	at Kansas State	W	43-37
11/9/2013	Kansas	W	42-6
9/8/2007	Florida Atlantic	W	42-6
10/14/2006	at Kansas	W	42-32
10/6/2018	Iowa State	L	42-48
9/19/2009	Rice	W	41-24
10/28/2006	No. 20 Nebraska	W	41-29
9/30/2017	at Texas Tech	W	41-34
1/2/2012	No. 4 Stanford \$	W-ot	41-38
9/11/2010	Troy	W	41-38
10/20/2007	No. 25 Kansas State	W	41-39
11/27/2010	No. 14 Oklahoma	L	41-47
10/23/2010	No. 14 Nebraska	L	41-51
11/29/2008	No. 3 Oklahoma	L	41-61
9/14/2019	at Tulsa	W	40-21
9/6/2014	Missouri State	W	40-23
11/18/2017	Kansas State	L	40-45

Insight Bowl, \$ Fiesta Bowl, + Heart of Dallas Bowl

Team and Player Notes

Win Indicators

There are many things that factor into whether a team wins a game, but a long-term look at the trends during Mike Gundy's tenure at Oklahoma State shows that winning the turnover battle and winning the run game are two of the easiest ways to predict an OSU victory.

Since 2005, when the Cowboys win the turnover battle they are 69-9 (88.5 pct.). They are 35-2 (94.6 pct.) in games when they commit zero turnovers. OSU is 97-24 under Gundy when outrushing the opponent (80.2 pct.) and is 40-5 when holding the opponent under 100 yards on the ground (88.9 pct.).

History also shows that OSU is tough to beat when it takes a lead into halftime, as the Cowboys are 98-9 when leading at intermission under Gundy (91.6 pct.).

Gundy-coached teams are undefeated when holding opponents to fewer than 20 points, holding a perfect 58-0 record. OSU has won 66 consecutive games when holding its opponent to fewer than 20 points, dating to Sept. 13, 2003 – the longest active streak in the nation.

Going Bowling

For the 14th consecutive season, Oklahoma State will go to a bowl, as the Cowboys hit the six-win mark as part of its win over TCU. A look at the nation's longest active bowl streaks entering the 2019 season.

Longest Active Bowl Streaks Entering 2019

1. Virginia Tech 27
2. Georgia 22*
3. Oklahoma 20*
4. LSU 19*
5. Boise State 17*
- Wisconsin 17*
7. Alabama 15*
8. Clemson 14*
9. Oklahoma State 13*
10. Stanford 10
- Texas A&M 10*

* Clinched bowl eligibility again this year

In the College Football Playoff Rankings

Oklahoma State is ranked No. 23 in the College Football Playoff rankings, meaning that the Cowboys have been among those ranked in the CFP standings in four of the past five seasons.

Game 10 Talking Points - Offense

- Chuba Hubbard's performance this season has given him a case for the Heisman Trophy. He leads the nation in nearly every statistical rushing category, including rushing yards, rushing yards per game, all-purpose yards, yards after contact (via *Pro Football Focus*), yards per carry (min. 170) and rushing plays of at least 20, 30, 40, 50, 60, 70, 80 and 90 yards. Hubbard's 178.6 rushing yards per game is 33.1 yards per game more than second-place A.J. Dillon of Boston College. His rushing yards through nine games are better than three of the past four running backs to win the Heisman and his yards per carry is better than all four.
- Tylan Wallace was making another run at the Biletnikoff Award and All-America status before suffering an injury in practice prior to the TCU game. Wallace was an integral part of the offense as he was leading all Power Five conference players in receiving yards when he was injured.
- Junior receiver Dillon Stoner stepped into Wallace's role against TCU and responded with a career-best two receiving touchdowns and a season-best 93 receiving yards. Stoner had previously started on the inside, but slid to the outside when it was needed. Sophomore receiver Braydon Johnson has also become a consistent threat, as he has four catches this season of 47 yards or longer.
- Spencer Sanders has 1,897 passing yards through nine games and already holds the Oklahoma State freshman record for passing yards in a season. Sanders' average of 276.1 yards of total offense per game ranks No. 1 among Power Five freshmen this year and he ranks No. 3 among Power Five quarterbacks with 588 rushing yards, recording two 100-yard rushing games.
- The offensive line has featured five different starting lineups in the past six games. Senior Marcus Keyes is the only player who has started every game at the same position, providing a consistent force inside from the left guard position. His 46 career starts are 16 more than anyone else on the Cowboy roster.
- Oklahoma State offensive coordinator Sean Gleeson is in his debut season on the FBS level after spending the previous two seasons as a successful offensive coordinator at Princeton. Charlie Dickey, a 32-year coaching veteran who previously served as the offensive line coach under Bill Snyder at Kansas State from 2009-18, is also in his debut season with OSU. He coaches the offensive line.



Game Notes

Chuba Hubbard's Heisman Trophy Candidacy

By now, the college football world is well aware of Chuba Hubbard and his candidacy for the Heisman Trophy and Doak Walker Award. Hubbard is the nation's leading rusher. More on that in a moment, but first a look at Hubbard's larger impact:

Noting Hubbard's impact on the team

- Chuba Hubbard shows up in big games. He leads the nation in rushing yards per game against AP top-25 opponents and is second in total rushing yards vs. AP top-25 opponents.
- Chuba Hubbard leads the nation in rushing yards per game in victories and in rushing yards per game in defeats. What does that mean? It means that he produces for his team no matter what.
- Hubbard's 296 rushing yards in Oklahoma State's win over Kansas State represents the largest single-game output for any player in the country this year.
- In a close game against a TCU squad that entered the contest ranked 15th in the FBS by allowing only 103.7 rushing yards per game, Hubbard rushed for 223 yards on 20 carries (11.1 yards per carry). He rushed for 192 yards in the second half alone and scored the game-winning touchdown in the fourth quarter. Hubbard became the first player to rush for more than 200 yards against TCU in Gary Patterson's 19 years as head coach.

Noting the historical impact of Hubbard's 2019 season

- With four games remaining on the schedule, Hubbard is on pace to finish with 2,317 rushing yards, which would rank fifth in FBS history and set a Big 12 Conference record.
- Chuba Hubbard's 1,604 rushing yards through nine games this year is the third-highest nine-game total in the FBS since 2000, trailing only TCU's LaDainian Tomlinson in 2000 and Tulane's Matt Forte in 2007.
- Through nine games, Chuba Hubbard has 1,604 rushing yards. That total is greater than the nine-game totals of three of the last four running backs to win the Heisman Trophy.

Noting Hubbard's impact on the Oklahoma State record book

A disclaimer may be warranted here. As noted earlier, Chuba Hubbard is on pace to finish with the fifth-best rushing season in FBS history. The bad news is he plays for Oklahoma State, where Barry Sanders' 1988 season pretty much makes it impossible for any running back to set a single-season school record. Sanders' 1988 season was judged by *ESPN* as being the greatest season of all time and Sanders was recently selected as the greatest college player ever by *USA Today*.

That said, here's a look at Hubbard's 2019 season in relation to the school record book. All of the numbers used reflect Hubbard's nine-game totals:

Rushing yards – 1,604

- Hubbard needs 284 yards in his last four games to pass Terry Miller for second place on the OSU single-season list. Terry Miller was runner-up for the Heisman Trophy in 1977.

Rushing yards per game – 178.2

- Only Sanders had a higher per-game average. Hubbard's current mark puts him immediately ahead of third-place Ernest Anderson, who led the nation in rushing in 1982 by averaging 170.6 yards per game.

Rushing touchdowns – 18

- Hubbard needs four rushing touchdowns to pass the 21 touchdowns scored by College and Pro Football Hall-of-Famer Thurman Thomas during his All-America season of 1987. That would put Hubbard fourth on the single-season OSU list.

Yards per carry – 6.8

- This mark ranks second to Sanders' 7.64 yards per attempt from 1988. Nobody is breaking that record.

Noting Hubbard's place among this year's college football stars

- Hubbard leads the FBS with four 200-yard rushing games. Nobody else has more than two.
- Hubbard has the nation's longest active streak with seven consecutive games of more than 100 rushing yards.
- Hubbard is the premier big-play threat in college football. He leads the FBS in rushes of 20 yards or longer, 30 yards or longer, 40 yards or longer, 50 yards or longer, 60 yards or longer, 70 yards or longer, 80 yards or longer and 90 yards or longer.

Situational Records

	2019	Gundy Era
Home	3-1	71-25
Away	3-2	45-32
Neutral	0-0	12-5
Natural Grass	1-0	16-18
Artificial Turf	5-3	111-44
Day Games	3-2	72-33
Night Games	3-1	54-28
vs. Ranked Opponents	2-2	29-34
August	1-0	5-1
September	3-1	45-12
October	1-2	38-17
November	1-0	29-25
December	0-0	7-4
January	0-0	3-3
Leading at Halftime	4-1	98-9
Trailing at Halftime	1-2	23-49
Tied at Halftime	1-0	6-4
Scoring First	5-1	88-29
Opponent Scoring First	1-2	39-33
Score < 20 Points	0-0	2-15
Score 20+ Points	6-3	123-47
Score 30+ Points	5-2	112-26
Score 40+ Points	3-0	73-8
Opponent Scores < 20 Points	2-0	58-0
Opponent Scores 20+ Points	4-3	68-61
Opponent Scores 30+ Points	1-3	33-54
Opponent Scores 40+ Points	0-2	6-34
Gain < 20 First Downs	2-0	20-26
Gain 20+ First Downs	4-3	106-36
Opponent Gains < 20 First Downs	2-1	60-14
Opponent Gains 20+ First Downs	4-2	67-48
More Rushing Yards Than Opponent	6-3	97-24
Fewer Rushing Yards Than Opponent	0-0	30-38
Rush For < 100 Yards	0-0	12-13
Rush For 100+ Yards	6-3	115-49
Opponent Rushes For < 100 Yards	1-0	40-5
Opponent Rushes For 100+ Yards	5-3	87-57
More Passing Yards Than Opponent	2-0	84-23
Fewer Passing Yards Than Opponent	4-3	43-39
Pass For < 200 Yards	3-1	22-22
Pass For 200+ Yards	3-2	105-40
Opponent Passes For < 200 Yards	2-0	45-12
Opponent Passes For 200+ Yards	4-3	82-50
Pass For < 300 Yards	5-3	61-40
Pass For 300+ Yards	1-0	63-21
Opponent Passes For < 300 Yards	5-1	97-31
Opponent Passes For 300+ Yards	1-2	29-30
More Total Yards Than Opponent	5-0	101-14
Fewer Total Yards Than Opponent	1-3	26-47
Gain < 300 Total Yards	0-0	3-12
Gain 300+ Total Yards	6-3	124-50
Opponent Gains < 300 Total Yards	1-0	30-1
Opponent Gains 300+ Total Yards	5-3	97-61
Commit No Turnovers	1-0	35-2
Win Turnover Battle	2-1	68-10
Equal Turnovers As Opponent	2-0	34-15
Lose Turnover Battle	2-2	23-38
Commit < 6 Penalties	3-1	56-32
Commit 6+ Penalties	3-2	71-30
3rd Down % < 25	1-0	7-18
3rd Down % 25-49	3-3	63-32
3rd Down % 50+	2-0	57-12
Opponent 3rd Down % < 25	1-1	30-4
Opponent 3rd Down % 25-49	4-1	79-36
Opponent 3rd Down % 50+	1-1	18-22
Trail Time of Possession	4-1	73-47
Lead Time of Possession	2-2	54-15



Game Notes

Associated Press Poll, Week 12

RK	TEAM	RECORD	PTS
1.	LSU (54)	9-0	1542
2.	Ohio State (5)	9-0	1480
3.	Clemson (3)	10-0	1441
4.	Alabama	8-1	1312
5.	Georgia	8-1	1267
6.	Oregon	8-1	1224
7.	Minnesota	9-0	1164
8.	Utah	8-1	1099
9.	Penn State	8-1	1003
10.	Oklahoma	8-1	1000
11.	Florida	8-2	934
12.	Baylor	9-0	932
13.	Auburn	7-2	871
14.	Michigan	7-2	744
15.	Wisconsin	7-2	657
16.	Notre Dame	7-2	593
17.	Cincinnati	8-1	567
18.	Memphis	8-1	510
19.	Boise State	8-1	371
20.	SMU	9-1	346
21.	Navy	7-1	228
22.	Texas	6-3	199
23.	Iowa	6-3	197
24.	Indiana	7-2	108
25.	Oklahoma State	6-3	77

Others receiving votes: Appalachian State 73, Kansas State 67, Texas A&M 42, Wake Forest 38, Louisiana Tech 25, Virginia 12, San Diego State 7, Virginia Tech 4, Iowa State 4, Washington 3, Pittsburgh 2, Air Force 2, UCF 2, North Dakota State 1, USC 1, Illinois 1

Amway Coaches Poll, Week 12

RK	TEAM	RECORD	PTS
1.	LSU (55)	9-0	1591
2.	Ohio State (5)	9-0	1523
3.	Clemson (4)	10-0	1491
4.	Alabama	8-1	1356
5.	Georgia	8-1	1327
6.	Oregon	8-1	1269
7.	Minnesota	9-0	1154
8.	Oklahoma	8-1	1128
9.	Utah	8-1	1096
10.	Baylor	9-0	1028
11.	Penn State	8-1	942
12.	Florida	8-2	937
13.	Auburn	7-2	863
14.	Michigan	7-2	731
15.	Wisconsin	7-2	670
16.	Notre Dame	7-2	659
17.	Cincinnati	8-1	590
18.	Memphis	8-1	517
19.	Boise State	8-1	452
20.	SMU	9-1	326
21.	Navy	7-1	249
22.	Iowa	6-3	187
23.	Texas	6-3	163
24.	Appalachian State	8-1	133
25.	Indiana	7-2	123

Others Receiving Votes: Oklahoma State 49, Wake Forest 45, Louisiana Tech 43, Kansas State 38, San Diego State 32, Texas A&M 31, Air Force 25, Virginia Tech 17, Virginia 12, Louisiana 1, UCF 1, Wyoming 1

The Nation's Best ... And It's not Even Close

Chuba Hubbard leads the FBS with 178.2 rushing yards per game. The difference between him and second-place AJ Dillon of Boston College is 33.1 yards per game. For perspective on how wide of a margin that is, the difference between first place and second place is nearly equal to the difference between second-place Dillon and 13th-place Jaret Patterson of Buffalo.

FBS Leaders, Rushing Yards Per Game:

Rk	Player	Cl	G	Rushing YPG
1.	Chuba Hubbard, Oklahoma State	So.	9	178.2
2.	AJ Dillon, Boston College	Jr.	10	145.1
3.	Jonathan Taylor, Wisconsin	Jr.	9	139.9
4.	J.K. Dobbins, Ohio State	Jr.	9	133.3
5.	Malcolm Perry, Navy	Sr.	8	130.3

FBS Leaders, Rushing Yards:

Rk	Player	Cl	G	Rushing Yds
1.	Chuba Hubbard, Oklahoma State	So.	9	1,604
2.	AJ Dillon, Boston College	Jr.	10	1,451
3.	Jonathan Taylor, Wisconsin	Jr.	9	1,259
4.	Travis Etienne, Clemson	Jr.	10	1,214
5.	Levante Bellamy, Western Michigan	Sr.	10	1,212

FBS Leaders, Rushing Touchdowns:

Rk	Player	Cl	G	Rushing TDs
1.	Levante Bellamy, Western Michigan	Sr.	10	20
2.	Chuba Hubbard, Oklahoma State	So.	9	18
2.	Xavier Jones, SMU	Sr.	10	18
4.	Malcolm Perry, Navy	Sr.	8	16
5.	Jalen Hurts, Oklahoma	Sr.	9	15
5.	Jonathan Taylor, Wisconsin	Jr.	9	15

Elite Streak

Chuba Hubbard has rushed for 100 yards or more in each of his last seven games. This is the longest active streak in the FBS. The list:

Active Streaks - Consecutive 100-yard Rushing Games

Chuba Hubbard, Oklahoma State	7
Malcolm Perry, Navy	5
Tra Barnett, Georgia State	5
Travis Etienne, Clemson	5
Levante Bellamy, Western Michigan	4

Showing Out on the Big Stage

Chuba Hubbard leads all FBS players by averaging 233.5 rushing yards per game against opponents ranked in the top 25 of the Associated Press poll this season. Comparing Hubbard to the nation's most productive big-game backs:

Rk	Name, Team	Yr	G	Att	Yds	TD	YPG
1.	Chuba Hubbard, Oklahoma State	So.	RB	57	467	3	233.5
2.	Jonathan Taylor, Wisconsin	Jr.	RB	74	505	2	168.3
3.	Tre Siggers, North Texas	So.	RB	18	164	1	164.0
4.	J.K. Dobbins, Ohio State	Jr.	RB	37	304	4	152.0
5.	Najee Harris, Alabama	Jr.	RB	19	146	1	146.0

Chuba 2K

Chuba Hubbard leads all FBS underclassmen with 2,344 career rushing yards. The leaders:

Player	Cl	G	Rush	TD	Yds
1. Chuba Hubbard, Oklahoma State	So.	22	360	25	2,344
2. Jaret Patterson, Buffalo	So.	23	375	21	2,008
3. Bryant Koback, Toledo	So.	22	316	24	1,969
4. Pooka Williams, Kansas	So.	19	311	10	1,890
5. Stevie Scott III, Indiana	So.	21	376	19	1,874

Game Notes

Hubbard among the Best Since 2000

Chuba Hubbard has rushed for 1,604 yards through nine games, a mark that leads all backs who played a Power Five conference schedule since 2000. A look at how that stacks up against all backs during that same window of time:

Most Rushing Yards through Nine Games, FBS since 2000

Rk	Player	Year	Class	School	G	Att	Yds	Avg	TD
1.	LaDainian Tomlinson	2000	SR	TCU	9	310	1,679	5.4	18
2.	Matt Forte	2007	SR	Tulane	9	259	1,642	6.3	15
3.	Chuba Hubbard	2019	SO	Oklahoma State	9	236	1,604	6.8	18
4.	Damien Anderson	2000	SR	Northwestern	9	223	1,603	7.2	18
5.	Donnel Pumphrey	2016	SR	San Diego State	9	244	1,581	6.5	13

Hubbard for Heisman

Chuba Hubbard has 1,604 rushing yards through nine games, a mark that has put him into the Heisman Trophy conversation. A look at how his numbers compare to the last four running backs to win the Heisman:

The Past Four Heisman-Winning Running Backs Compared to Chuba Hubbard through Nine Games

Player	Year	Rush	Yds	Avg.	TD	YPG
Ricky Williams, Texas	1998	280	1,715	6.1	25	190.6
Chuba Hubbard, Oklahoma State	2019	236	1,604	6.8	18	178.2
Ron Dayne, Wisconsin	1999	244	1,396	5.7	17	155.1
Derrick Henry, Alabama	2015	218	1,254	5.8	17	139.3
Mark Ingram, Alabama	2009	175	1,148	6.6	8	127.6

Through Nine Games: Hubbard vs. Cowboy Greats

Oklahoma State has a rich tradition of All-America running backs, headlined by Hall-of-Famers Barry Sanders and Thurman Thomas. However, it should also be noted that Cowboys Ernest Anderson (1982) and Gerald Hudson (1990) both led the nation in rushing and Terry Miller was the runner-up for the Heisman Trophy in 1977. A look at how Hubbard stacks up against the first-team All-America running backs of Oklahoma State's past through nine games:

OSU First Team All-America Running Backs Compared to Chuba Hubbard through Nine Games

Player	Year	Rush	Yds	Avg.	TD	YPG
Barry Sanders^	1988	268	2,003	7.5	29	222.6
Chuba Hubbard	2019	236	1,604	6.8	18	178.2
Ernest Anderson^	1982	264	1,571	6.0	7	174.6
Thurman Thomas	1985	258	1,365	5.3	15	151.7
Gerald Hudson^	1990	232	1,287	5.5	8	143.0
Terry Miller	1977	240	1,279	5.3	12	142.1
Kendall Hunter	2010	203	1,240	6.1	14	137.8
Terry Miller	1976	219	1,236	5.6	13	137.3
Kendall Hunter	2008	182	1,220	6.7	11	135.6
Thurman Thomas	1987	195	1,115	5.7	10	123.9

^ Led the nation in rushing that year.

Hubbard Has Power and Speed

A significant amount of Hubbard's yardage has come after contact this season. In fact, according to *Pro Football Focus*, Hubbard leads the FBS with 1,014 yards after contact. A look at the FBS leaders, according to *PPF*:

FBS Yards after Contact Leaders (stats from Pro Football Focus)

Rk	Player	Yards after Contact
1.	Chuba Hubbard, Oklahoma State	1,014
2.	A.J. Dillon, Boston College	917
3.	Cam Akers, Florida State	833
4.	Jonathan Taylor, Wisconsin	824
5.	Travis Etienne, Clemson	775
6.	J.K. Dobbins, Ohio State	741
7.	Jaret Patterson, Buffalo	717

State of the Program



The list of Cowboys on NFL rosters in 2019:

Player	Team	Position
Marcell Ateman	Oakland Raiders	WR
Dan Bailey	Minnesota Vikings	K
Jordan Brailford	Washington Redskins	DE
Chris Carson	Seattle Seahawks	RB
Tre Flowers	Seattle Seahawks	CB
Justice Hill	Baltimore Ravens	RB
Blake Jarwin	Dallas Cowboys	TE
Tyron Johnson	Carolina Panthers	WR
Chris Lacy	Detroit Lions	WR
Brad Lundblade	Carolina Panthers	OL
Emmanuel Ogbah	Kansas City Chiefs	DE
Russell Okung	Los Angeles Chargers	OL
Kevin Peterson	Arizona Cardinals	CB
Justin Phillips	Oakland Raiders	LB
Mason Rudolph	Pittsburgh Steelers	QB
Lane Taylor	Green Bay Packers	OL
Vincent Taylor	Buffalo Bills	DT
James Washington	Pittsburgh Steelers	WR

Since Mike Gundy took over as head coach in 2005, Oklahoma State has produced 27 NFL draft picks. The list:

OSU's Draft picks Under Mike Gundy

Year	Rd.	Pick	Player	Pos.	Team
2005	2	56	Darrent Williams	CB	Denver Broncos
2005	3	73	Vernand Morency	RB	Houston Texans
2005	7	249	Billy Bajema	TE	San Francisco 49ers
2006	6	199	Charlie Johnson	T	Indianapolis Colts
2007	4	132	Ryan McBean	DE	Pittsburgh Steelers
2007	6	209	Corey Hilliard	OT	New England Patriots
2009	1	20	Brandon Pettigrew	TE	Detroit Lions
2010	1	6	Russell Okung	OL	Seattle Seahawks
2010	1	24	Dez Bryant	WR	Dallas Cowboys
2010	5	137	Perrish Cox	DB	Denver Broncos
2010	7	250	Zac Robinson	QB	New England Patriots
2011	4	115	Kendall Hunter	RB	San Francisco 49ers
2012	1	5	Justin Blackmon	WR	Jacksonville Jaguars
2012	1	22	Brandon Weeden	QB	Cleveland Browns
2012	6	190	Markelle Martin	S	Tennessee Titans
2013	5	151	Joseph Randle	RB	Dallas Cowboys
2014	1	8	Justin Gilbert	CB	Cleveland Browns
2015	7	252	Josh Furman	DB	Denver Broncos
2016	2	32	Emmanuel Ogbah	DE	Cleveland Browns
2017	6	194	Vincent Taylor	DT	Miami Dolphins
2017	7	249	Chris Carson	RB	Seattle Seahawks
2018	2	60	James Washington	WR	Pittsburgh Steelers
2018	3	76	Mason Rudolph	QB	Pittsburgh Steelers
2018	5	146	Tre Flowers	S	Seattle Seahawks
2018	7	228	Marcell Ateman	WR	Oakland Raiders
2019	4	113	Justice Hill	RB	Baltimore Ravens
2019	7	253	Jordan Brailford	DE	Washington Redskins



Game Notes

Oklahoma State Cowboy Radio Network Affiliates

City	Station	Region
Ada	106.5 FM - KTLS	Central OK
Altus	1450 AM - KWHW	Southwest OK
Ardmore	107.1 FM - KYNZ	South Central OK
Anadarko	98.5 FM - KACO	Central OK
Bartlesville	1400 AM - KWON	Northeast OK
Broken Bow	106.1 FM - KKBI	Southeast OK
Cordell/Weatherford	99.3 FM - KLCI	Western OK
Enid	107.1 FM - KNID	North Central OK
	1390 AM - KCRC	
Frederick	1570 AM - KTAT	Southwest OK
Grove	99.3 FM - KGVE	Northeast OK
Guymon	1210 AM - KGYN	OK Panhandle
	106.3 AM - KGYN	
Hobart	1420 AM - KTJS	Southwest OK
Hugo	96.5 FM - KMMY	Southeast OK
	1350 AM - KTLQ	
Lawton	93.7 FM - KXCA	Southwest OK
McAlester	105.1 FM - KTMC	Southeast OK
Oklahoma City	96.1 FM - KXXY	Central OK
Oklahoma City	1340 AM - KEBC	Central OK
	1000 AM - KTOK	
Ponca City	104.7 FM - KQSN	North Central OK
Sallisaw	105.1 FM - KXMX	East Central OK
Shawnee	1450 AM - KGFF	Central OK
	100.9 FM - KGFF	
Stillwater	93.7 FM - KSPI	North Central OK
Stillwater	105.5 FM - KGFY	North Central OK
Tahlequah	102.1 FM - KEOK	Northeast OK
Tulsa	1170 AM - KFAQ	Northeast OK
Woodward	92.1 FM - KMZE	Northwest OK

Mike Gundy Radio Show

Mike Gundy's radio show airs live throughout most Cowboy Radio Network affiliates from 6-7 p.m. CT on the following dates:

- Sunday, Sept. 1
- Sunday, Sept. 9
- Sunday, Sept. 15
- Sunday, Sept. 22
- Sunday, Sept. 29
- Sunday, Oct. 13
- Sunday, Oct. 20
- Sunday, Oct. 27
- Sunday, Nov. 10
- Sunday, Nov. 17
- Sunday, Nov. 24

Home Run Hitters

When Oklahoma State's offense hits, it hits hard. The Cowboys lead the FBS with 18 offensive plays of 50 yards or longer, 12 plays of 60 yards or longer, seven plays of 70 yards or longer, three plays of 80 yards or longer and two plays of 90 yards or longer.

FBS Leaders, Plays That Gained 50-plus Yards from Scrimmage

1. Oklahoma State	18
2. Memphis	15
3. UCF	13
4. Four tied	12

Big Offense

Despite having a first-year offensive coordinator, a new offensive line coach and a third different starting quarterback in the last three years, Oklahoma State is in its customary position among the most explosive offenses in the nation. Entering this week's game against Kansas, the Cowboys rank in the top 10 nationally in both total offense (ninth - 500.0 yards per game) and rushing offense (ninth - 267.7 yards per game) and are 17th nationally in scoring offense (37.1 points per game).

Ground and Pound

Oklahoma State enters this week's game leading the Big 12 and ranking ninth in the FBS by averaging 267.7 rushing yards per game. The Cowboys' nine-game total of 2,409 yards ranks as the second-highest nine-game total for OSU since 2000.

Comparing OSU to this year's Big 12 rushing leaders:

Rk	School	G	Att	Yds	Avg	Long	TD	Avg/G
1.	Oklahoma State	9	420	2,409	5.7	92	23	267.7
2.	Oklahoma	9	327	2,243	6.9	75	28	249.2
3.	TCU	9	399	1,930	4.8	77	19	214.4
4.	Kansas State	9	387	1,789	4.6	61	25	198.8
5.	Baylor	9	340	1,694	5.0	73	23	188.2

Fantastic Freshman

Freshman quarterback Spencer Sanders is establishing himself as a playmaker to be reckoned with. Sanders ranks 25th nationally and second among FBS freshmen in total offense by averaging 276.1 yards per game. A look at the freshman leader board:

Player	Cl	Pos	G	Plays	YDS	YPG
1. Dillon Gabriel, UCF	Fr.	QB	10	335	2,796	279.6
2. Spencer Sanders, Oklahoma State	Fr.	QB	9	355	2,485	276.1
3. Sam Howell, North Carolina	Fr.	QB	9	376	2,456	272.9
4. Jayden Daniels, Arizona State	Fr.	QB	8	310	2,175	271.9
5. Hank Bachmeier, Boise State	Fr.	QB	7	232	1,809	258.4

Record Breaker

Spencer Sanders has 1,897 passing yards through nine games and already holds the Oklahoma State freshman record for passing yards in a season. If he keeps on his current pace, he'll finish the season with 2,740 passing yards. A look at his place among Oklahoma State's top freshman signal-callers of the past:

OSU Freshman Leaders, Passing Yards

Yds	Player	Year
1,897	Spencer Sanders	2019
1,628	Donovan Woods	2004
1,564	J.W. Walsh	2012
1,550	Aso Pogi	2000
1,525	Mike Gundy	1986
1,283	Tony Lindsay	1997
1,280	Gary Porter	1992
1,108	Wes Lunt	2012

Game Notes

Sanders' Place among Freshman Quarterbacks

A look at where Spencer Sanders ranks among freshman quarterbacks around the nation:

- Total Offense: Second, 276.1 yards per game
- Rushing Offense: Third, 65.3 yards per game
- Passing Offense: Seventh, 210.8 yards per game

Sanders Ahead of the Curve

There are 15 Power Five conference teams led by a freshman quarterback. Of those 15, only Ohio State, Auburn and Indiana have a better record than Oklahoma State. A look at the best Power Five teams led by a freshman quarterback:

Team	G	W	L	Pct.
Ohio State	8	8	0	1.000
Indiana	9	7	2	0.778
Auburn	9	7	2	0.778
Oklahoma State	9	6	3	0.667
Arizona State	8	5	3	0.625
USC	9	5	4	0.556
TCU	8	4	4	0.500
North Carolina	9	4	5	0.444
Arizona	9	4	5	0.444
South Carolina	9	4	5	0.444
Mississippi State	9	4	5	0.444
Purdue	9	3	6	0.333
Ole Miss	9	3	6	0.333
Georgia Tech	8	2	6	0.250
Arkansas	9	2	7	0.222

Game 10 Talking Points - Defense

- Kolby Harvell-Peel is making a strong case to be a first team all-conference player. In the past two games alone, he set a school record for pass break ups with six at Iowa State, and was single-handedly responsible for three turnovers against TCU - both games were seven-point wins.
- The OSU defense as a whole is coming off two of its most impressive performances of the season, forcing a combined seven turnovers in the past two games. At Iowa State, OSU forced a three-and-out and three interceptions - including the game-deciding pick-six - on Iowa State's final four possessions. They followed that up with three interceptions and a fumble recovery against TCU.
- In the last seven weeks, Oklahoma State has been in elite company on third-down defense. The Cowboys have held opponents to just 18 conversions on 68 attempts for a percentage of 26.5% - a mark that ranks No. 3 in the FBS during that time frame.
- Linebackers Amen Ogbongbemiga and Malcolm Rodriguez have been the foundation of the OSU defense this year, as both rank among the top six players in the Big 12 in tackles. Ogbongbemiga leads the team with 9.5 tackles for loss and 3.5 sacks.
- The OSU defense ranks among the top two in the Big 12 when it comes to defensive touchdowns and fourth down percentage defense.
- The OSU defense is made up mostly of first-year starters, as eight different Cowboy defenders have made their first career start this season.
- The OSU D-line is entirely first-year starters in Tyler Lacy, Cameron Murray, Israel Antwine and Trace Ford. Samuela Tuihalamaka, Brock Martin and Brendon Evers have also been first-time starters for OSU in 2019.
- Several freshmen contribute on the defensive line, including Lacy, Tuihalamaka, Ford and Jayden Jernigan. OSU's freshmen D-linemen have accounted for 59 tackles, 7.5 tackles for loss, 5.0 sacks, six pass break ups, a forced fumble and 13 quarterback hurries.
- Defensive coordinator Jim Knowles is in his second season as the leader of the Cowboy defense.
- For the first time in the Mike Gundy era (since 2005), OSU features a pair of cornerbacks in their third year as starters. A.J. Green, a true senior, and Rodarius Williams, a redshirt junior, both came in the same recruiting class and have been everyday starters since the beginning of the 2017 season.

	<h2>Last Meeting</h2> <p>Sep. 29, 2018 Lawrence, Kan. Attendance: 18,364 TV: FSN</p>	
	Oklahoma State <small>RV/21</small>	48
Kansas		28

Captains: Phillip Redwine-Bryant, A.J. Green, Marcus Keyes, Jarrell Owens

Score by Quarters	1	2	3	4	Score
Oklahoma State	14	10	10	14	48
Kansas	0	7	7	14	28

Scoring Summary

1st	10:21	OSU	Wallace 11 yd pass from Cornelius (Ammendola kick) 9-75 4:39, OSU 7 - KU 0
	03:07	OSU	Wolf 42 yd pass from Cornelius(Ammendola kick) 7-65 3:42, OSU 14 - KU 0
2nd	14:54	KU	Lassiter, K. 20 yd pass from Stanley (Rui, Gabriel kick) 7-65 3:13, OSU 14 - KU 7
	13:34	OSU	Johnson 64 yd pass from Cornelius (Ammendola kick) 4-92 1:11, OSU 21 - KU 7
	07:05	OSU	Ammendola, Matt 33 yd field goal 9-45 4:24, OSU 24 - KU 7
3rd	13:55	KU	Williams, Pooka 60 yd run (Rui, Gabriel kick) 3-75 1:05, OSU 24 - KU 14
	12:34	OSU	Hill, Justice 10 yd run (Ammendola, Matt kick) 4-75 1:21, OSU 31 - KU 14
	07:25	OSU	Ammendola, Matt 29 yd field goal 8-67 3:03, OSU 34 - KU 14
4th	12:04	KU	Sims, Steven 31 yd pass from Stanley (Rui kick) 10-80 4:52, OSU 34 - KU 21
	06:22	OSU	Johnson 12 yd pass from Cornelius (Ammendola kick) 5-37 1:57, OSU 41 - KU 21
	04:19	KU	Booker, J. 22 yd pass from Stanley (Rui, Gabriel kick) 7-67 1:55, OSU 41 - KU 28
	02:38	OSU	Hubbard, Chuba 13 yd run (Ammendola, Matt kick) 5-43 1:41, OSU 48 - KU 28

	OSU	KU
FIRST DOWNS	25	18
RUSHES-YARDS (NET)	46-256	32-121
PASSING YDS (NET)	312	247
Passes Att-Comp-Int	20-15-1	32-24-0
TOTAL OFFENSE PLAYS-YARDS	66-568	64-368
Fumble Returns-Yards	0-0	0-0
Punt Returns-Yards	2-29	0-0
Kickoff Returns-Yards	1-9	1-32
Interception Returns-Yards	0-0	1-21
Punts (Number-Avg)	4-46.2	6-41.0
Fumbles-Lost	0-0	1-1
Penalties-Yards	8-92	4-43
Possession Time	31:20	28:40
Third-Down Conversions	4 of 11	3 of 13
Fourth-Down Conversions	1 of 1	1 of 2
Red-Zone Scores-Chances	6-7	1-1
Sacks By: Number-Yards	5-27	0-0

RUSHING: Oklahoma State-Hill, Justice 31-189; Hubbard, Chuba 5-57; Cornelius, Taylor 5-18; King, J.D. 3-2; Team 2-minus 10. Kansas-Williams, Pooka 13-97; Sims, Steven 1-23; Williams, Dom 2-2; Herbert, Khalil 3-0; Stanley, Carter 13-minus 1.

PASSING: Oklahoma State-Cornelius, Taylor 15-20-1-312. Kansas-Stanley, Carter 24-32-0-247.

RECEIVING: Oklahoma State-Wolf, Landon 6-116; Wallace, Tylan 4-104; Johnson, Tyron 3-86; Woods, Jelani 1-5; Hill, Justice 1-0; Johnson,Braydon 0-1. Kansas-Sims, Steven 10-89; Williams, Pooka 6-60; Johnson, Kerr 4-34; Jeremiah Booker 1-22; Hampton, Quan 1-22; Kwamie Lassiter 1-20; Takulve Williams 1-0.

INTERCEPTIONS: Oklahoma State-None. Kansas-Elmore Hempstead 1-21.

FUMBLES: Oklahoma State-None. Kansas-Takulve Williams 1-1.



Game Notes

OSU Career Records Watch

Consecutive 100-Yard Rushing Games

1.	19 Terry Miller	1976-77
2.	12 Barry Sanders	1988
3.	10 Dantrell Savage	2007
4.	7 Chuba Hubbard	2019
	7 Vernand Morency	2004
6.	6 Thurman Thomas	1987

100-Yard Receiving Games in a Career

1.	21 James Washington	2014-17
2.	20 Rashaun Woods	2000-03
3.	19 Justin Blackmon	2009-11
4.	18 Hart Lee Dykes	1985-88
5.	11 Tylan Wallace	2017-present
6.	10 Marcell Ateman	2014-17

Average yards/rush (Min. 200 attempts)

1.	6.80 Barry Sanders	(558-3797)	1986-88
2.	6.51 Chuba Hubbard	(360-2344)	2018-19
3.	5.99 Dantrell Savage	(349-2092)	2006-07
4.	5.93 Andre Richardson	(325-1926)	1994-96
5.	5.91 Kendall Hunter	(708-4181)	2007-10

Rushing yards/game (minimum 20 games)

1.	118.7 Barry Sanders	(32 games)	1986-88
2.	113.2 Terry Miller	(42 games)	1974-77
3.	106.5 Chuba Hubbard	(22 games)	2018-19
4.	106.4 Thurman Thomas	(47 games)	1984-87
5.	98.3 Justice Hill	(36 games)	2016-18

Pass receptions

1.	293 Rashaun Woods (293-4414)	1999-03
2.	253 Justin Blackmon (253-3564)	2008-11
3.	226 James Washington (226-4472)	2014-17
4.	224 Hart Lee Dykes (224-3510)	1985-88
5.	180 Josh Stewart (180-2204)	2011-13
6.	167 Jalen McCleskey (167-1865)	2015-18
7.	163 D'Juan Woods (163-2751)	2002-06
8.	161 Josh Cooper (161-1695)	2007-11
9.	147 Dez Bryant (147-2425)	2007-09
10.	146 Tylan Wallace (146-2512)	2017-19

Receiving yards

1.	4472 James Washington (226-4472)	2014-17
2.	4414 Rashaun Woods (293-4414)	1999-03
3.	3564 Justin Blackmon (253-3564)	2008-11
4.	3510 Hart Lee Dykes (224-3510)	1985-88
5.	2751 D'Juan Woods (163-2751)	2002-06
6.	2512 Tylan Wallace (146-2512)	2017-19
7.	2466 Marcell Ateman (146-2466)	2013-17

Touchdown receptions

1.	42 Rashaun Woods	1999-03
2.	40 Justin Blackmon	2008-11
3.	39 James Washington	2014-17
4.	31 Hart Lee Dykes	1985-88
5.	29 Dez Bryant	2007-09
6.	20 Tylan Wallace	2017-19
	20 D'Juan Woods	2002-06
	20 Adarius Bowman	2006-07

Field goal pct (minimum 15 attempts)

1.	84.7 Quinn Sharp	(50-59)	2008-12
2.	82.4 Luke Phillips	(42-51)	2001-03
3.	80.6 Matt Ammendola	(54-67)	2016-19
4.	80.0 Bruce Redden	(12-15)	2005-06
5.	79.2 Dan Bailey	(57-72)	2007-10
6.	74.7 Ben Grogan	(68-91)	2013-16
7.	72.7 Cary Blanchard	(56-77)	1987-90
8.	69.0 Jason Ricks	(29-42)	2004-07
9.	67.5 Tim Sydnes	(54-80)	1996-99

Total points scored

1.	433 Ben Grogan (229 PAT, 68 FG)	2012-16
2.	370 Dan Bailey (199 PAT, 57 FG)	2007-10
3.	360 Barry Sanders (60 TD)	1986-88
4.	331 Matt Ammendola (165 PAT, 52 FG)	2016-19
	331 Cary Blanchard (163 PAT, 56 FG)	1987-90
6.	302 Thurman Thomas (50 TD, 1 PAT)	1984-87

Third Downs Over Seven Weeks

Oklahoma State's defense has been among the best in the country when it comes to third downs over the past seven weeks. A look at the FBS leaders since the week of Sept. 28:

Rk	Team	Games	Opp 3rd Conv	Opp 3rd Att	Pct
1.	Utah	5	15	65	0.231
2.	Appalachian State	6	21	86	0.244
3.	Oklahoma State	5	18	68	0.265
4.	Wisconsin	6	21	78	0.269
5.	San Diego State	5	17	62	0.274
6.	Pittsburgh	5	22	80	0.275
7.	Clemson	6	24	87	0.276
8.	Southern Miss	5	18	65	0.277
9.	Ohio State	5	19	67	0.284
10.	Michigan	6	25	88	0.284

Harvell-Peel is Having an All-Conference Season

Safety Kolby Harvell-Peel is having an outstanding season worthy of All-Big 12 honors. He's already set an OSU single game record with six pass break ups at Iowa State and against TCU he forced three turnovers with two picks and one fumble recovery. He has earned Big 12 defensive player of the week honors twice and needs just one more pass break up this season to earn a spot on OSU's all-time top-10 single season list.

Here's a look at how he compares to the nation's best when it comes to passes defended in 2019:

FBS Leaders in Passes Defended

Rk	Player	Year	Games	Passes Defended
1.	Amik Robertson, Louisiana Tech	Jr.	9	19
2.	Samuel Womack, Toledo	Jr.	9	16
	Luq Barcoo, San Diego State	Sr.	9	16
4.	Lamar Jackson, Nebraska	Sr.	9	15
5.	Kolby Harvell-Peel, Oklahoma State	So.	9	14
	Caleb Farley, Virginia Tech	So.	9	14
	Paulson Adebo, Stanford	Jr.	9	14
	Corey Straughter, La.-Monroe	Jr.	9	14
	Kaleb Ford-Dement, Old Dominion	Fr.	10	14

Twice as Nice

Oklahoma State is the only school that has two players that rank among the Big 12's top tacklers this season, and they both play the same position: linebacker. Malcolm Rodriguez has led the team with 74 this season, followed by Amen Ogbongbemiga at 63. Ogbongbemiga also leads the team in tackles for loss and sacks this season.

A look at the top 10 tacklers in the Big 12 to this point of the season:

Big 12 Leaders in Total Tackles

	Cl	G	Pos	Solo	Ast	Total	Avg/G	
1.	Jordyn Brooks, TTU	Sr	9	LB	60	38	98	10.9
2.	Garret Wallow, TCU	Jr	9	LB	60	34	94	10.4
3.	Malcolm Rodriguez, OSU	Jr	9	LB	46	28	74	8.2
4.	Marcel Spears, ISU	Sr	9	LB	43	27	70	7.8
5.	Terrel Bernard, BU	So	9	LB	29	39	68	7.6
6.	Amen Ogbongbemiga, OSU	Jr	9	LB	40	23	63	7.0
7.	Kenneth Murray, OU	Jr	9	LB	37	25	62	6.9
8.	Josh Norwood, WVU	Sr	9	DB	38	23	61	6.8
	Brandon Jones, UT	Sr	9	DB	45	16	61	6.8
	Bryce Torneden, KU	Sr	9	S	40	21	61	6.8

Block Party - National Leaders in Blocked kicks since 2013

Oklahoma State has earned a reputation for its ability to block kicks. Here are the national team leaders in blocked kicks since the beginning of the 2013 season:

1.	Temple	26
2.	Oklahoma State	25
3.	BYU	24
	Texas A&M	24
5.	USC	23
6.	Air Force	22



Game Notes

Turnover Tradition

OSU ranks among the national leaders in turnovers forced since 2010. A look at the elite performers:

1. Oregon	270
2. Houston	263
3. Louisiana Tech	257
4. Oklahoma State	251
5. Boise State	248
6. Washington	247
7. Utah	244
8. Ohio State	242
9. Clemson	238
South Carolina	238

Non-Offensive TDs an OSU Staple

Non-offensive touchdowns have been a regular part of the Oklahoma State attack in recent years, as the Cowboys have been among the leaders in non-offensive scores since the start of the 2010 season. A closer look:

Non-Offensive Touchdowns, NCAA Leaders Since 2010

1. Alabama	57
2. Utah	51
Oregon	51
4. Houston	47
5. Oklahoma State	46
TCU	46
Florida	46
8. Ohio State	42
Kansas State	42

Kicking With Precision

Kicker Matt Ammendola ranks third among all active players in the FBS with 331 career points scored and was named one of 20 national semifinalists for the Lou Groza Award. At 14-for-15 on the year, he's one of only five kickers in the country who have attempted 15 or more field goals and converted at a 90% rate or better this season.

Player	Yr	G	FGM	FGA	Pct.
Nick Sciba, Wake Forest	So.	9	16	16	100.0
Blake Mazza, Washington State	So.	9	15	15	100.0
Jonathan Song, TCU	Sr.	9	17	18	94.4
Matt Ammendola, Oklahoma State	Sr.	9	14	15	93.3
Brent Cimaglia, Tennessee	Jr.	10	19	21	90.5

Aussie Rules

Freshman punter Tom Hutton has demonstrated the ability to pin opponents deep inside their own territory and to punt the ball in such a way as to limit return yards. Of his 43 punts this season, 18 have been downed inside the opponents' 20-yard line and 25 have been fair caught. Hutton is one of the central reasons why Oklahoma State leads the Big 12 and ranks sixth in the FBS by allowing only 1.13 yards per punt return. The Cowboys have yielded a grand total of nine yards on eight punt returns this season.

Cowboy Grads

Academics has always been a point of emphasis for OSU coach Mike Gundy. The 2019 Cowboy roster includes seven players who have already earned their degrees:

- Matt Ammendola – Health Education & Promotion/Exercise & Health
- Dru Brown – Communications (From Hawai'i in 2018)
- Kevin Henry – Education
- Marcus Keyes – Education
- Jordan McCray - Interdisciplinary Studies (From South Alabama in 2019)
- Philip Redwine-Bryant – Psychology
- Kemah Siverand – University Studies/Business (From Texas A&M in 2018)
- Johnny Wilson – Management & Marketing
- Landon Wolf – Sociology

OSU Career Records Watch

Touchdowns scored

1. 60 Barry Sanders (53 rush, 1 rcv, 6 ret)	1986-88
2. 50 Thurman Thomas (47 rush, 2 rcv, 1 ret)	1984-87
3. 49 Terry Miller (49 rush)	1974-77
4. 43 Joseph Randle (40 rush, 3 rcv)	2010-12
5. 42 Justin Blackmon (1 rush, 40 rcv, 1 ret)	2008-11
42 Rashaun Woods (42 rcv)	1999-03
7. 40 James Washington (1 rush, 39 rcv)	2014-17
8. 39 Kendall Hunter (37 rush, 2 rcv)	2007-10
9. 36 Tatum Bell (34 rush, 2 rcv)	2000-03
10. 34 Jeremy Smith (34 rush)	2009-13
- 27 Chuba Hubbard (25 rush, 2 rcv)	2018-present

Rushing yards

1. 5001 Thurman Thomas (989-5001)	1984-87
2. 4754 Terry Miller (871-4754)	1974-77
3. 4318 David Thompson (846-4318)	1993-96
4. 4181 Kendall Hunter (708-4181)	2007-10
5. 3797 Barry Sanders (558-3797)	1986-88
6. 3780 Ernest Anderson (740-3780)	1979-83
7. 3539 Justice Hill (632-3539)	2016-18
8. 3409 Tatum Bell (634-3409)	2000-03
9. 3085 Joseph Randle (564-3085)	2010-12
10. 2924 Gerald Hudson (515-2924)	1988-90
- 2344 Chuba Hubbard (360-2344)	2018-present

Rushing TDs

1. 53 Barry Sanders	1986-88
2. 49 Terry Miller	1974-77
3. 47 Thurman Thomas	1984-87
4. 40 Joseph Randle	2010-12
5. 37 Kendall Hunter	2007-10
6. 34 Tatum Bell	2000-03
34 Jeremy Smith	2009-13
8. 30 Justice Hill	2016-18
9. 28 Bob Fenimore	1943-46
10. 27 Desmond Roland	2011-14
27 David Thompson	1993-96
27 Keith Toston	2006-09
- 25 Chuba Hubbard	2018-present

Pass breakups

1. 45 Chris Rockins	1980-83
2. 40 Darrent Williams	2001-04
3. 36 Markelle Martin	2008-11
36 Perrish Cox	2006-09
5. 32 Melvin Gilliam	1985-88
6. 29 Jacob Lacey	2005-08
7. 27 Justin Gilbert	2010-13
8. 26 Brodrick Brown	2008-12
9. 25 Tre Flowers	2013-17
25 Gregg Johnson	1977-80
- 20 A.J. Green	2016-present
- 19 Rodarius Williams	2017-present

PAT kicks made

1. 229 Ben Grogan (229-234)	2013-16
2. 199 Dan Bailey (199-201)	2007-10
3. 169 Matt Ammendola (169-173) 2015-present	
4. 163 Cary Blanchard (163-167)	1987-90
5. 151 Quinn Sharp (151-152)	2008-12
6. 137 Luke Phillips (137-139)	2001-03
7. 132 Jason Ricks (132-137)	2004-07
8. 110 Tim Sydnies (110-114)	1996-99
9. 102 Abby Daigle (102-107)	1973-76
10. 89 Larry Roach (89-101)	1981-84

Field goals made

1. 69 Larry Roach (69-105)	1981-84
2. 68 Ben Grogan (68-91)	2013-16
3. 57 Dan Bailey (57-72)	2007-10
4. 56 Cary Blanchard (56-77)	1987-90
5. 54 Matt Ammendola (54-67) 2015-present	
54 Tim Sydnies (54-80)	1996-99
7. 50 Quinn Sharp (50-59)	2008-12
8. 42 Luke Phillips (42-51)	2001-03
9. 39 Lawson Vaughn (39-58)	1992-95
10. 31 Abby Daigle (31-69)	1973-76



Season Records Watch

Rushing yards (1,000-yard seasons)

1.	2850	Barry Sanders	Jr.	373-2850	1988
2.	1887	Terry Miller	Jr.	314-1887	1976
3.	1877	Ernest Anderson	Jr.	353-1877	1982
4.	1767	Thurman Thomas	Sr.	283-1767	1987
5.	1680	Terry Miller	Sr.	314-1680	1977
6.	1650	Thurman Thomas	So.	328-1650	1985
7.	1642	Gerald Hudson	Sr.	279-1642	1990
8.	1604	Chuba Hubbard	So.	236-1604	2019
9.	1555	Kendall Hunter	So.	241-1555	2008
10.	1548	Kendall Hunter	Sr.	271-1548	2010
11.	1524	David Thompson	Sr.	293-1524	1996
12.	1509	David Thompson	Jr.	256-1509	1995
13.	1474	Vernand Morency	So.	258-1474	2004
14.	1467	Justice Hill	So.	268-1467	2017
15.	1417	Joseph Randle	Jr.	274-1417	2012
16.	1286	Tatum Bell	Sr.	213-1286	2003
17.	1272	Dantrell Savage	Sr.	223-1272	2007
18.	1218	Keith Toston	Sr.	227-1218	2009
19.	1216	Joseph Randle	So.	208-1216	2011
20.	1142	Justice Hill	Fr.	206-1142	2016
21.	1096	Tatum Bell	Jr.	175-1096	2002
22.	1049	Reggie White	Jr.	210-1049	2000
23.	1048	Bob Fenimore	Jr.	142-1048	1945
24.	1026	Terry Miller	So.	179-1026	1975

Rushing yards/game (minimum 5 games)

1.	237.5	Barry Sanders	Jr.	12 games	1988
2.	178.2	Chuba Hubbard	So.	8 games	2019
3.	170.6	Ernest Anderson	Jr.	11 games	1982
4.	157.3	Terry Miller	Jr.	12 games	1976
5.	152.7	Terry Miller	Sr.	11 games	1977
6.	149.3	Gerald Hudson	Sr.	11 games	1990
7.	147.2	Thurman Thomas	Sr.	12 games	1987
8.	138.5	David Thompson	Sr.	11 games	1996
9.	137.5	Thurman Thomas	So.	12 games	1985
10.	134.0	Vernand Morency	So.	11 games	2004
11.	125.8	David Thompson	Jr.	12 games	1995

Rushing TDs

1.	42	Barry Sanders	Jr.	1988
2.	27	Terry Miller	Jr.	1976
3.	24	Joseph Randle	So.	2011
4.	21	Thurman Thomas	Sr.	1987
5.	18	Chuba Hubbard	So.	2019
6.	16	Kendall Hunter	Sr.	2010
16	Kendall Hunter	So.	2008	
16	Tatum Bell	Sr.	2003	
9.	15	Justice Hill	So.	2017
15	Thurman Thomas	So.	1985	
11.	14	Terry Miller	Sr.	1977
14	Joseph Randle	Jr.	2012	

Rushing attempts

1.	373	Barry Sanders	Jr.	373-2850	1988
2.	353	Ernest Anderson	Jr.	353-1877	1982
3.	328	Thurman Thomas	So.	328-1650	1985
4.	314	Terry Miller	Sr.	314-1680	1977
314	Terry Miller	Jr.	314-1887	1976	
6.	293	David Thompson	Sr.	293-1524	1996
7.	283	Thurman Thomas	Sr.	283-1767	1987
8.	279	Gerald Hudson	Sr.	279-1642	1990
9.	274	Joseph Randle	Jr.	274-1417	2012
10.	271	Kendall Hunter	Sr.	271-1548	2010
-	236	Chuba Hubbard	So.	162-1094	2019

Average yards/rush (minimum 100 attempts)

1.	7.64	Barry Sanders	Jr.	373-2850	1988
2.	6.80	Vernand Morency	RFr.	135-918	2003
3.	6.80	Chuba Hubbard	So.	216-1381	2019
4.	6.73	Keith Toston	Jr.	102-686	2008
5.	6.51	Dantrell Savage	Jr.	126-820	2006
6.	6.50	Kendall Hunter	Fr.	107-696	2007
7.	6.45	Kendall Hunter	So.	241-1555	2008
8.	6.40	Andre Richardson	Fr.	121-774	1994
9.	6.26	Tatum Bell	Jr.	175-1096	2002
10.	6.24	Thurman Thomas	Sr.	283-1767	1987
11.	6.13	Andre Richardson	So.	115-705	1995

Touchdowns scored

1.	44	Barry Sanders	Jr.	42 rush, 2 ret	1988
2.	27	Terry Miller	Jr.	27 rush	1976
3.	26	Joseph Randle	So.	24 rush, 2 rcv	2011
4.	22	Justin Blackmon	So.	1 rush, 20 rcv, 1 rt	2010
5.	21	Thurman Thomas	Sr.	21 rush	1987
21	Dez Bryant	So.	19 rcv, 2 ret	2008	
7.	18	Chuba Hubbard	So.	16 rush	2019
18	Justin Blackmon	Jr.	18 rcv	2011	
9.	17	Thurman Thomas	So.	15 rush, 1 rcv, 1 rt	1985
17	Kendall Hunter	So.	16 rush, 1 rcv	2008	
17	Rashaun Woods	Jr.	17 rcv	2002	

Most 100-yard rushing games in a season

1.	12	Barry Sanders	1988
2.	11	Terry Miller	1977
11	Thurman Thomas	1987	
4.	10	Dantrell Savage	2007
5.	9	Kendall Hunter	2008
9	Kendall Hunter	2010	
9	Vernand Morency	2004	
9	Ernest Anderson	1982	
9	Terry Miller	1976	
-	8	Chuba Hubbard	2019

Total points scored

1.	264	Barry Sanders	Jr.	44 TD	1988
2.	162	Terry Miller	Jr.	27 TD	1976
3.	156	Quinn Sharp	Sr.	72 PAT, 28 FG	2012
156	Joseph Randle	So.	26 TD	2011	
5.	149	Dan Bailey	Sr.	68 PAT, 27 FG	2010
6.	145	Quinn Sharp	Jr.	79 PAT, 22 FG	2011
7.	139	Matt Ammendola	So.	70 PAT, 23 FG	2017
8.	132	Justin Blackmon	So.	22 TD	2010
9.	128	Thurman Thomas	Sr.	21 TD, 1 PAT	1987
128	Dez Bryant	So.	21 TD, 1 PAT	2008	
-	110	Chuba Hubbard	So.	18 TD, 1 PAT	2019

All purpose yards

1.	3526	Barry Sanders	Jr.	1988
2.	2130	Thurman Thomas	Sr.	1987
3.	2009	Terry Miller	Jr.	1976
4.	1980	Ernest Anderson	Jr.	1982
5.	1922	Thurman Thomas	So.	1985
6.	1885	Dez Bryant	So.	2008
7.	1866	Justin Blackmon	So.	2010
8.	1811	Tyreek Hill	Jr.	2014
9.	1784	Terry Miller	Sr.	1977
10.	1766	Kendall Hunter	So.	2008
-	1686	Chuba Hubbard	So.	2019

All purpose yards/game (Min. 5 games)

1.	293.8	Barry Sanders	Jr.	12 games	1988
2.	187.3	Chuba Hubbard	So.	8 games	2019
3.	180.0	Ernest Anderson	Jr.	11 games	1982
4.	177.5	Thurman Thomas	Sr.	12 games	1987
5.	167.4	Terry Miller	Jr.	11 games	1976
6.	162.3	Terry Miller	Sr.	11 games	1977
7.	160.2	Thurman Thomas	So.	12 games	1985
8.	159.0	David Thompson	Sr.	11 games	1996
9.	155.5	Justin Blackmon	So.	12 games	2010
10.	151.5	Gerald Hudson	Sr.	11 games	1990
11.	150.9	Tyreek Hill	Jr.	12 games	2014

Receptions/game (minimum 5 games)

1.	9.38	Justin Blackmon	Jr.	13 games	2011
2.	9.25	Justin Blackmon	So.	12 games	2010
3.	8.23	Rashaun Woods	Jr.	13 games	2002
4.	7.77	Josh Stewart	So.	13 games	2012
5.	7.27	Rashaun Woods	So.	11 games	2001
6.	7.00	Hart Lee Dykes	Sr.	12 games	1988
7.	6.69	Dez Bryant	So.	13 games	2008
8.	6.63	Tylan Wallace	Jr.	8 games	2019
9.	6.62	Tylan Wallace	So.	13 games	2018
10.	6.09	Adarius Bowman	Sr.	11 games	2007
11.	5.92	Rashaun Woods	Sr.	13 games	2003

Field goal pct (minimum 10 attempts)

1.	93.3	Matt Ammendola	Sr.	14-15	2019
2.	88.9	Luke Phillips	Sr.	16-18	2003
3.	88.2	Luke Phillips	So.	15-17	2001
4.	88.0	Quinn Sharp	Jr.	22-25	2011
5.	87.1	Dan Bailey	Sr.	27-31	2010
6.	86.7	Cary Blanchard	So.	13-15	1988
7.	83.3	Jason Ricks	So.	10-12	2006
83.3	Tim Sydnese	Jr.	15-18	1998	
9.	82.4	Quinn Sharp	Sr.	28-34	2012
10.	80.0	Ben Grogan	Jr.	16-20	2015
11.	79.3	Matt Ammendola	So.	23-29	2017

Field goals made

1.	28	Quinn Sharp	Sr.	28-34	2012
2.	27	Dan Bailey	Sr.	27-31	2010
3.	23	Matt Ammendola	So.	23-29	2017
4.	22	Ben Grogan	So.	22-28	2014
22	Quinn Sharp	Jr.	22-25	2011	
6.	20	Cary Blanchard	Jr.	20-26	1989
7.	19	Ben Grogan	Sr.	19-25	2016
19	Larry Roach	Fr.	19-28	1981	
19	Larry Roach	Jr.	19-28	1983	
10.	17	Tim Sydnese	So.	17-26	1997
-	14	Matt Ammendola	Sr.	14-15	2019

Pass completion pct (minimum 100 attempts)

1.	72.4	Brandon Weeden	Sr.	409-565-13	2011
2.	66.9	Brandon Weeden	Jr.	342-511-13	2010
66.9	J.W. Walsh	RFr.	109-163-3	2012	
4.	66.5	Mike Gundy	Jr.	173-260-12	1988
5.	65.0	Mason Rudolph	Sr.	318-489-9	2017
6.	65.0	Zac Robinson	Jr.	204-314-10	2008
7.	63.4	Mason Rudolph	Sr.	284-448-4	2016
8.	62.4	Spencer Sanders	Fr.	143-229-11	2019
9.	62.3	Mason Rudolph	So.	264-424-9	2015
10.	61.8	Wes Lunt	Fr.	81-131-7	2012
11.	60.5	Aso Pogi	So.	179-296-7	2001

Pass breakups

1.	17	Darrent Williams	Jr.	2003
2.	16	Darrent Williams	So.	2002
3.	15	Brodrick Brown	Jr.	2011
15	Demise Williams	Jr.	1985	
15	Perrish Cox	Sr.	2009	
6.	14	Jacob Lacey	Sr.	2008
14	Michael Cooper	Jr.	2000	
14	Tom Carraway	Jr.	1970	
9.	13	Alvin Brown	Jr.	1972
10.	12	Kevin Williams (DB)	Sr.	1997
12	Melvin Gilliam	Sr.	1988	
12	Melvin Gilliam	Fr.	1985	
12	Elbert Craig	Jr.	2002	
-	11	Kolby Harvell-Peel	So.	2019

QB hurries

1.	19	Emmanuel Ogbah	Jr.	2015
2.	8	Ugo Chinasa	Jr.	2009
8	Richetti Jones	Sr.	2011	
4.	7	Jordan Brailford	Sr.	2018
5.	6	Trace Ford	Fr.	2019
6	Trey Carter	Jr.	2017	
6	Greg Richmond	So.	2003	
6	Marque Fountain	Jr.	2006	
6	Antonio Smith	Sr.	2003	
10.5	Amen Ogbongbemiga	Jr.	2019	
5	Jarrell Owens	Sr.	2018	
5	Justin Phillips	Sr.	2018	
5	Chad Whitener	Sr.	2017	
5	Cole Walterscheid	So.	2016	
5	Jimmy Bean	Jr.	2014	
5	Calvin Barnett	Sr.	2013	
5	Tyler Johnson	Sr.	2013	
5	Jamie Blatnick	So.	2009	
5	Jamie Blatnick	Sr.	2011	
5	Andre Sexton	Jr.	2008	
5	Terrence Robinson	Jr.	2001	
5	Jason Gildon	Jr.	1992	
5	Zac Akin	Jr.	1999	
5	Marque Fountain	Fr.	2003	
5	Paul Duren	So.	2003	



The Last Time...

Oklahoma State Team

50+ Points	56 vs. McNeese, Sept. 7, 2019
60+ Points	61 vs. Southeastern Louisiana, Sept. 3, 2016
70+ Points	70 at Texas Tech, Oct. 31, 2015
Shut a team out at home	vs. Savannah State, Sept. 1, 2012 (84-0)
Shut out a conference opponent at home	vs. Kansas State, Nov. 25, 1961 (45-0)
Shut a team out on the road	at Oklahoma, Nov. 11, 1995 (12-0)
Shut out a conference opponent on the road	at Oklahoma, Nov. 11, 1995 (12-0)
Shut out a team in the first quarter	at No. 23 Iowa State, Oct. 26, 2019
Shut out a team in the first half	Sept. 7, 2019 vs. McNeese
Shut out a team through three quarters	Sept. 8, 2017 at South Alabama
Overtime game	at Texas, Oct. 21, 2017, (W, 13-10)
30+ first downs	30 at Oregon State, Aug. 30, 2019
50+ rushing attempts	50 vs. No. 18 Baylor, Oct. 20, 2019
60+ rushing attempts	61 vs. Texas Tech, Sept. 22, 2007
70+ rushing attempts	71 vs. Mississippi State, Sept. 19, 1998
200+ Yards Rushing	301 vs. TCU, Nov. 2, 2019
300+ Yards Rushing	301 vs. TCU, Nov. 2, 2019
400+ Yards Rushing	431 vs. Missouri State, Aug. 30, 2018
500+ Yards Rushing	536 vs. Kansas, Nov. 12, 1988
Less than 100 Yards Rushing	99 at TCU, Nov. 24, 2018
Less than 50 Yards Rushing	08 vs. Baylor, Nov. 21, 2015
Less than 25 Yards Rushing	8 vs. Baylor, Nov. 21, 2015
50+ pass attempts	53 at No. 6 Oklahoma, Nov. 10, 2018
60+ pass attempts	60 at Arizona, Sept. 8, 2012
40+ pass completions	42 at Iowa State, Nov. 18, 2011
300+ Yards Passing	413 vs. McNeese, Sept. 7, 2019
400+ Yards Passing	413 vs. McNeese, Sept. 7, 2019
500+ Yards Passing	501 at No. 6 Oklahoma, Nov. 10, 2018
Less than 100 Yards Passing	78 at Iowa State, Oct. 26, 2013
500+ Yards Total Offense	509 at Texas Tech, Oct. 5, 2019
600+ Yards Total Offense	604 vs. No. 7 West Virginia, Nov. 17, 2018
700+ Yards Total Offense	732 vs. Missouri State, Aug. 30, 2018
Less than 200 Yards Total Offense	192 vs. Texas, Nov. 16, 2014
Less than 150 Yards Total Offense	109 at Oklahoma, Nov. 28, 2009
90+ offensive plays	93 at Texas Tech, Oct. 5, 2019
Beat a Top 25 team at home	vs. No. 24 Kansas State, Sept. 28, 2019 (26-13)
Beat a Top 20 team at home	vs. No. 7 West Virginia, Nov. 17, 2018 (45-41)
Beat a Top 15 team at home	vs. No. 7 West Virginia, Nov. 17, 2018 (45-41)
Beat a Top 10 team at home	vs. No. 7 West Virginia, Nov. 17, 2018 (45-41)
Beat a Top 5 team at home	vs. No. 5 TCU, Nov. 7, 2015 (49-29)
Beat a Top 25 team on the road	at No. 23 Iowa State, Oct. 26, 2019 (34-27)
Beat a Top 20 team on the road	at No. 18 Oklahoma, Dec. 6, 2014 (38-35, OT)
Beat a Top 15 team on the road	at No. 15 Texas Tech, Nov. 2, 2013 (52-34)
Beat a Top 10 team on the road	at No. 8 Texas A&M, Sept. 24, 2011 (30-29)
Beat a Top 5 team on the road	at No. 3 Missouri, Oct. 11, 2008 (28-23)
Beat a Top 25 team at a neutral site	vs. No. 23 Missouri, Dec. 31, 2018
Beat a Top 20 team at a neutral site	vs. No. 11 Colorado (2016 Alamo Bowl), 38-8
Beat a Top 15 team at a neutral site	vs. No. 11 Colorado (2016 Alamo Bowl), 38-88
Beat a Top 10 team at a neutral site	vs. No. 4 Stanford (2012 Fiesta Bowl), 41-38
Beat a Top 5 team at a neutral site	vs. No. 4 Stanford (2012 Fiesta Bowl), 41-38
Forced 5 Turnovers	5 at West Virginia, Oct. 28, 2017
Intercepted 4 Passes	4 at West Virginia, Oct. 28, 2017
Held an opponent to fewer than 10 first downs	8 vs. Kansas State, Sept. 28, 2019
Had 0 Turnovers	at Oregon State, Aug. 30, 2019

Oklahoma State Individual Passing

300+ Yards Passing	336, Taylor Cornelius vs. No. 23 Missouri, Dec. 31, 2018
300+ Yards Passing in a half	304, Taylor Cornelius at No. 6 Oklahoma, Nov. 10, 2018
400+ Yards Passing	501, Taylor Cornelius at No. 6 Oklahoma, Nov. 10, 2018
500+ Yards Passing	501, Taylor Cornelius at No. 6 Oklahoma, Nov. 10, 2018
Had 30+ Completions	34, Taylor Cornelius at No. 6 Oklahoma, Nov. 10, 2018
Had 40+ Completions	42, Brandon Weeden at Iowa State, Nov. 18, 2011
Had 40+ Attempts	44, Taylor Cornelius vs. No. 23 Missouri, Dec. 31, 2018
Had 50+ Attempts	53, Taylor Cornelius at No. 6 Oklahoma, Nov. 10, 2018
Had 60+ Attempts	60, Wes Lunt at Arizona, Sept. 8, 2012
50+ Yard Pass	57, Spencer Sanders to Dillon Stoner vs. TCU, Nov. 2, 2019 (TD)
80+ Yard Pass	90, Spencer Sanders to Tylan Wallace at Tulsa, Sept. 14, 2019 (TD)
90+ Yard Pass	90, Spencer Sanders to Tylan Wallace at Tulsa, Sept. 14, 2019 (TD)
Had 4+ TD Passes	4, Taylor Cornelius vs. No. 23 Missouri, Dec. 31, 2018
Had 4+ TD Passes in a Half	5, Mason Rudolph, first half, at Pittsburgh, Sept. 16, 2017
Had 5+ TD Passes	5, Taylor Cornelius vs. No. 7 West Virginia, Nov. 17, 2018
Had 5+ TD Passes in a Half	5, Mason Rudolph, first half, at Pittsburgh, Sept. 16, 2017
Had 6+ TD Passes	6, Brandon Weeden vs. Tulsa, Sept. 18, 2010
Had 7+ TD Passes	7, Josh Fields at SMU, Sept. 20, 2003

Oklahoma State Individual Rushing

100+ Yards Rushing	223, Chuba Hubbard vs. TCU, Nov. 2, 2019
100+ Yards Rushing at Halftime	106, Chuba Hubbard at Texas Tech, Oct. 5, 2019
200+ Yards Rushing	223, Chuba Hubbard vs. TCU, Nov. 2, 2019
200+ Yards Rushing in a Half	208, Kendall Hunter 1st half vs. Washington St., Sept. 4, 2010
QB Rushed for 100 Yards	109, Spencer Sanders at No. 12 Texas, Sept. 21, 2019
Two Players with 100+ Yards Rushing	121, Chuba Hubbard -and- 109, Spencer Sanders at No. 12 Texas, Sept. 21, 2019
Three Players with 100+ Yards Rushing	148, Keith Toston vs. Missouri St., Sept. 13, 2008 138, Beau Johnson vs. Missouri St., Sept. 13, 2008 132, Kendall Hunter vs. Missouri St., Sept. 13, 2008
Had a run of 50+ Yards	62, Chuba Hubbard vs. TCU, Nov. 2, 2019
Had a run of 75+ Yards	92, Chuba Hubbard vs. TCU, Nov. 2, 2019
Had a run of 80+ Yards	92, Chuba Hubbard vs. TCU, Nov. 2, 2019
Had a run of 90+ Yards	92, Chuba Hubbard vs. TCU, Nov. 2, 2019
Had 30+ Rushing Attempts	32, Chuba Hubbard vs. No. 18 Baylor, Oct. 20, 2019
Had 35+ Rushing Attempts	37, Chuba Hubbard at No. 12 Texas, Sept. 21, 2019
Had 40+ Rushing Attempts	41, David Thompson vs. Baylor, Nov. 23, 1996
3+ Rushing Touchdowns	3, Chuba Hubbard at Texas Tech, Oct. 5, 2019
4+ Rushing Touchdowns	4, Rennie Childs vs. Pittsburgh, Sept. 17, 2016
5+ Rushing Touchdowns	5, Barry Sanders vs. Kansas, Nov. 12, 1988

Oklahoma State Individual Receiving

Caught 10+ Passes	11, Tylan Wallace at Texas Tech, Oct. 5, 2019
Two Players Caught 10+ Passes	11, Tyron Johnson -and- 10, Tylan Wallace at No. 6 Oklahoma, Nov. 10, 2018
Three Players Caught 10+ Passes	11, Josh Cooper; 11, Justin Blackmon -and- 10 Hubert Anyiam at Texas A&M, Sept. 24, 2011
100+ Yards Receiving	131, Tylan Wallace at No. 23 Iowa State, Oct. 26, 2019
100+ Yards Receiving at halftime	145, Tylan Wallace vs. No. 24 Kansas State, Sept. 28, 2019
100+ Yards Receiving in second half	104, Dillon Stoner vs. No. 7 West Virginia, Nov. 17, 2018
200+ Yards Receiving	222, Tylan Wallace, vs. No. 6 Texas, Oct. 28, 2018
300+ Yards Receiving	300, Adarius Bowman at Kansas, Oct. 14, 2006
Two Players with 100+ Yards Receiving	220, Tylan Wallace -and- 128, Tyron Johnson at No. 6 Oklahoma, Nov. 10, 2018
Had 3+ TD Catches	3, Tylan Wallace vs. McNeese, Sept. 7, 2019
Had 4+ TD Catches	4, Tracy Moore at Arizona, Sept. 8, 2012
Had 5+ TD Catches	7, Rashaun Woods at SMU, Sept. 20, 2003
100+ Yards Receiving by a Running Back	113, Gerald Hudson at Kansas, Nov. 4, 1989
100 yards rushing and receiving, same game	Gerald Hudson at Kansas, Nov. 4, 1989 108 rushing yards and 113 receiving yards

Oklahoma State Individual Defense

Had 15+ Tackles	19, Jordan Sterns at Oklahoma, Dec. 3, 2016
Had 20+ Tackles	20, Jordan Sterns vs. West Virginia, Oct. 25, 2014
Had 10+ Solo Tackles	10, Justin Phillips, at Kansas, Sept. 29, 2018
Had 2+ Interceptions	2, Kolby Harvell-Peel vs. TCU, Nov. 2, 2019
Had 3+ Interceptions	3, Jacob Lacey vs. Texas, Nov. 3, 2007
INT Return for a Touchdown	26, Malcolm Rodriguez at No. 23 Iowa State, Oct. 26, 2019
Fumble Return for a Touchdown	82, Kenneth Edison-McGruder vs. Tulsa, Aug. 31, 2017
Multiple Defensive TDs	Ramon Richards (9 yd fumble return) and Madre Harper (0 yd fumble return) vs. Southeastern Louisiana, Sept. 3, 2016
Had 4+ Tackles for Loss	5.0, Jordan Brailford, at Kansas, Sept. 29, 2018
Had 5+ Tackles for Loss	5.0, Jordan Brailford, at Kansas, Sept. 29, 2018
Had 3+ Sacks	3.0, Jordan Brailford, at Kansas, Sept. 29, 2018
Blocked a Punt	Logan Carter vs. No. 7 West Virginia, Nov. 17, 2018
Blocked a FG	Mike Scott vs. No. 23 Missouri, Dec. 31, 2018
Blocked a PAT	Vincent Taylor at TCU, Nov. 19, 2016
Blocked a Punt, FG and PAT in a single game	Jordan Sterns (Punt), Ofa Hautau (FG) -and- James Castleman (PAT) vs. Missouri State, Sept. 6, 2014
Recorded a Safety	Tyler Ferguson vs. Kansas, Oct. 24, 2015



The Last Time...

Oklahoma State Individual Miscellaneous

KR for a Touchdown	99, Tyreek Hill at Kansas, Oct. 11, 2014
Game-Opening KR for a Touchdown	100, Justin Gilbert vs. Kansas, Nov. 9, 2013
PR for a Touchdown	13, Za'Carrius Green vs. Boise State, Sept. 15, 2018
Punt Blocked for a Touchdown	17, Jarrick Bernard blocked, Za'Carrius Green returned vs. Boise State, Sept. 15, 2018
Returned a blocked FG for a Touchdown	Massey blocked, M. Jones returned vs. Kansas, Nov. 13, 1999
Returned a PAT for a score	Vincent Taylor blocked, Tre Flowers returned vs. Texas, Oct. 1, 2016
OSU player scored 4+ TDs in a game	4, Rennie Childs vs. Pittsburgh, Sept. 17, 2016
OSU player scored 5+ TDs in a game	7, Rashaun Woods at SMU, Sept. 20, 2003
OSU player responsible for 5+ TDs in a game	6, Taylor Cornelius vs. No. 7 West Virginia, Nov. 17, 2018
Passed For 200 Yards & Rushed For 100 Yards	Spencer Sanders, 268 passing/109 rushing, at No. 12 Texas, Sept. 21, 2019
Passed For 300 Yards & Rushed For 100 Yards	Taylor Cornelius, 338 passing/106 rushing, vs. No. 7 West Virginia, Nov. 17, 2018
300-yd passer, 200-yd rusher, 200-yd receiver	Zac Robinson, 320 yards passing, Kendall Hunter, 210 yards rushing, Dez Bryant, 236 yards receiving vs. Houston, Sept. 6, 2008
300-yd passer, 100-yd rusher, 100-yd receiver	Taylor Cornelius, 336 passing yards, Chuba Hubbard, 145 rushing yards, Tyron Johnson, 141 receiving yards vs. No. 23 Missouri, Dec. 31, 2018
100-yd rusher & 100-yd receiver, same game	Chuba Hubbard, 116 rushing yards, Tylan Wallace, 131 receiving yards at No. 23 Iowa State, Oct. 26, 2019
200-yd rusher & 100-yd receiver, same game	Chuba Hubbard, 296 rushing yards, Tylan Wallace, 145 receiving yards vs. No. 24 Kansas State, Sept. 28, 2019
200-yd rusher & 200-yd receiver, same game	Kendall Hunter, 210 yards rushing, Dez Bryant, 236 yards receiving vs. Houston, Sept. 6, 2008
Punted the Ball 70+ Yards	71, Matt Hockett at TCU, Nov. 24, 2018
Punted the Ball 80+ Yards	80, Cole Farden at Baylor, Nov. 22, 2003
Kicked a 50-Yard FG	53, Matt Ammendola at South Alabama, Sept. 8, 2017
Kicked Two 50+ Yard FGs, same game	Dan Bailey (52 and 52) at Louisiana, Oct. 8, 2010
Made 4+ FG	4, Matt Ammendola vs. No. 24 Kansas State, Sept. 28, 2019
OSU player blocked multiple kicks in a game	Vincent Taylor (two blocked PATs) vs. Texas, Oct. 1, 2016

Opponent Team

50+ Points	62 vs. Oklahoma, Nov. 4, 2017
Shut out OSU in Stillwater	vs. Colorado, Oct. 1, 2005 (34-0)
Shut out OSU in Stillwater (Conf.)	vs. Colorado, Oct. 1, 2005 (34-0)
Shut out OSU at opponent home	at Oklahoma, Nov. 28, 2009 (27-0)
Shut out OSU at opponent home (Conf.)	at Oklahoma, Nov. 28, 2009 (27-0)
Shut out OSU in the first quarter	at Texas Tech, Oct. 5, 2019 (13-0)
Shut out OSU in the first half	vs. Texas, Nov. 16, 2014
Shut out OSU through three quarters	vs. Texas, Nov. 16, 2014
Shut out OSU in the second half	vs. Texas Tech, Sept. 22, 2018
30+ first downs	30 at No. 23 Iowa State, Oct. 26, 2019
40+ first downs	44 at Oklahoma, Nov. 24, 2012
50+ rushing attempts	53 at Tulsa, Sept. 14, 2019
60+ rushing attempts	60 vs. Tulsa, Aug. 31, 2017
Less than 25 Yards Rushing	13 vs. Colorado, Nov. 19, 2009
Less than 50 yards Rushing	34 vs. No. 17 Boise State, Sept. 15, 2018
Less than 100 Yards Rushing	86 at No. 23 Iowa State, Oct. 26, 2019
200+ Yards Rushing	224 vs. No. 18 Baylor, Oct. 20, 2019
300+ Yards Rushing	353 at No. 6 Oklahoma, Nov. 10, 2018
400+ Yards Rushing	513, Nebraska, Aug. 31, 1995
500+ Yards Rushing	513, Nebraska, Aug. 31, 1995
50+ pass attempts	63 at No. 23 Iowa State, Oct. 26, 2019
60+ pass attempts	63 at No. 23 Iowa State, Oct. 26, 2019
70+ pass attempts	71 at Texas Tech, Nov. 2, 2013
Less than 100 Yards Passing	87 at Kansas State, Nov. 5, 2016
Less than 200 Yards Passing	118 vs. No. 24 Kansas State, Sept. 28, 2019
300+ Yards Passing	382 at No. 23 Iowa State, Oct. 26, 2019
400+ Yards Passing	424 at Texas Tech, Oct. 5, 2019
500+ Yards Passing	598 vs. Oklahoma, Nov. 4, 2017
600+ Yards Passing	646 vs. Texas Tech, Sept. 22, 2007
Less than 200 Yards Total Offense	175 at South Alabama, Sept. 8, 2017
Less than 150 Yards Total Offense	139, Savannah State, Sept. 1, 2012
500+ Yards Total Offense	536 vs. No. 18 Baylor, Oct. 20, 2019
600+ Yards Total Offense	637 vs. No. 23 Missouri, Dec. 31, 2018
700+ Yards Total Offense	785 vs. Oklahoma, Nov. 4, 2017
90+ offensive plays	91 vs. No. 7 West Virginia, Nov. 17, 2018
100+ offensive plays	104 vs. Baylor, Nov. 21, 2015
Forced 5 OSU Turnovers	5 at Texas Tech, Oct. 5, 2019
Intercepted 4 OSU Passes	4 at Kansas State, Nov. 3, 2012
Had 0 Turnovers	at Texas Tech, Oct. 5, 2019

Opponent Individual Rushing

100+ Yards Rushing	146, JaMycal Hasty vs. No. 18 Baylor, Oct. 20, 2019
200+ Yards Rushing	204, Larry Rountree vs. No. 23 Missouri, Dec. 31, 2018
250+ Yards Rushing	267, Vince Young vs. Texas, Oct. 29, 2005
QB rushed for 100 Yards	153, Jesse Ertz at Kansas State, Nov. 5, 2016
Two Players with 100+ Yards Rushing	165, Kennedy Brooks -and- 124, Trey Sermon at No. 6 Oklahoma, Nov. 10, 2018
50+ Yard Run	73, JaMycal Hasty vs. No. 18 Baylor, Oct. 20, 2019
80+ Yard Run	83, Jalen Reagor at TCU, Nov. 24, 2018
90+ Yard Run	90, Calvin Jones at Nebraska, Oct. 10, 1992
Had 30+ Rushing Attempts	34, Alex Barnes, vs. Kansas State, Oct. 13, 2018
Had 35+ Rushing Attempts	35, Stepfan Taylor vs. Stanford, Jan. 2, 2012
4+ Rushing Touchdowns	4, Alex Barnes, vs. Kansas State, Oct. 13, 2018
5+ Rushing Touchdowns	5, Cedric Benson vs. Texas, Nov. 6, 2004

Opponent Individual Passing

300+ Yards Passing	382, Brock Purdy, at No. 23 Iowa State, Oct. 26, 2019
400+ Yards Passing	424, Jett Duffey, at Texas Tech, Oct. 5, 2019
500+ Yards Passing	598, Baker Mayfield, vs. Oklahoma, Nov. 4, 2017
600+ Yards Passing	646, Graham Harrell vs. Texas Tech, Sept. 22, 2007
Had 30+ Completions	39, Brock Purdy, at No. 23 Iowa State, Oct. 26, 2019
Had 40+ Completions	45, Davis Webb at Texas Tech, Nov. 2, 2013
Had 40+ Attempts	62, Brock Purdy, at No. 23 Iowa State, Oct. 26, 2019
Had 50+ Attempts	62, Brock Purdy, at No. 23 Iowa State, Oct. 26, 2019
Had 60+ Attempts	62, Brock Purdy, at No. 23 Iowa State, Oct. 26, 2019
Had 70+ Attempts	71, Davis Webb at Texas Tech, Nov. 2, 2013
50+ Yard Pass	78, Charlie Brewster to Tyquan Thronton, vs. No. 18 Baylor, Oct. 20, 2019
80+ Yard Pass	86, Drew Lock to Johnathon Johnson vs. No. 23 Missouri, Dec. 31, 2018 (TD)
90+ Yard Pass	90, Sam Ehlinger to John Burt, at Texas, Oct. 21, 2017 (First Down)
Had 4+ TD Passes	4, Jett Duffey, at Texas Tech, Oct. 5, 2019
Had 5+ TD Passes	5, Baker Mayfield, vs. Oklahoma, Nov. 4, 2017
Had 6+ TD Passes	6, Graham Harrell vs. Texas Tech, Nov. 8, 2008

Opponent Individual Receiving

Caught 10+ Passes	12, Devin Duvernay at No. 12 Texas, Sept. 21, 2019
Caught 15+ Passes	15, Jace Amaro at Texas Tech, Nov. 2, 2013
100+ Yards Receiving	128, Jalen Reagor vs. TCU, Nov. 2, 201
Two With 100+ Yards Receiving	265, Marquise Brown -and- 102, Mark Andrews, vs. Oklahoma, Nov. 4, 2017
Three With 100+ Yards Receiving	162, Jalen Saunders, 146, Justin Brown -and- 103, Kenny Stills at Oklahoma, Nov. 24, 2012
200+ Yards Receiving	210, KD Cannon vs. Baylor, Nov. 21, 2015
Two Players with 200+ Yards Receiving	237, Michael Crabtree -and- 233, Danny Amendola, Texas Tech, Sept. 22, 2007
Had 3+ TD Catches	3, Byron Pringle, vs. Kansas State, Nov. 18, 2017
Had 4+ TD Catches	4, Marcus Harris at Wyoming, Sept. 23, 1995
100+ Yards Receiving by a Running Back	103, Phillip Lindsay vs. Colorado, Dec. 29, 2016

Opponent Individual Defense


Had 15+ Tackles	19, Jordyn Brooks, at Texas Tech, Oct. 5, 2019
Had 2+ Interceptions	2, Douglas Coleman, at Texas Tech, Oct. 5, 2019
Had 3+ Interceptions	3, Allen Chapman at Kansas State, Nov. 3, 2012
Interception Return for a Touchdown	39, Kenny Robinson, at West Virginia, Oct. 28, 2017
Fumble Return for a Touchdown	20, Terrel Bernard vs. No. 18 Baylor, Oct. 20, 2019
Had 4+ Tackles for Loss	4.0, Jordyn Brooks, at Texas Tech, Oct. 5, 2019
Had 5+ Tackles for Loss	7.0, David Long Jr. at West Virginia, Oct. 28, 2017
Had 3+ Sacks	3.0, Jordyn Brooks, at Texas Tech, Oct. 5, 2019
Had 4+ Sacks	4.0, Antwaun Bynum vs. Missouri, Oct. 6, 2001
Blocked a Punt	BJ Thompson at Baylor, Nov. 3, 2018
Blocked a FG	Roy Brawvion at Baylor, Nov. 3, 2018
Blocked a PAT attempt	James Lynch vs. No. 18 Baylor, Oct. 20, 2019
Recorded a safety	Kyle Rose at West Virginia, Oct. 10, 2015

Opponent Individual Miscellaneous

KR for a Touchdown	89, Byron Pringle, vs. Kansas State, Nov. 18, 2017
PR for a Touchdown	64, Jalen Saunders vs. Oklahoma, Dec. 7, 2013
Punt Blocked for a Touchdown	7, Tristan Ebner, at Baylor, Nov. 3, 2018
Returned a blocked FG for a Touchdown	65, Kip Daily, Kansas St., Oct. 5, 2013
Returned a PAT for a score	Frank Alexander, vs. Oklahoma, Nov. 29, 2008
Scored 4+ TD in a game	4, Byron Pringle (3 REC, 1 KR) vs. Kansas State, Nov. 18, 2017
Passed for 200 Yards & Rushed for 100 Yards	Taylor Martinez, 323 passing/112 rushing vs. Nebraska, Oct. 23, 2010
Punted the Ball 70+ Yards	74, Michael Such vs. Tulsa, Sept. 18, 2010
Punted the Ball 80+ Yards	81, Brian Lewis vs. Oklahoma, Nov. 9, 1996
Kicked a 50-Yard FG	51, Nick Rose vs. Texas, Nov. 16, 2014
Made 4+ FG	4, Jimmy Stevens, Oklahoma, Nov. 27, 2010



Box Scores

	Game One Aug. 30, 2019 Corvallis, Ore. Attendance: 31,681 TV: FS1	
Oklahoma State <small>RV/RV</small>		52
Oregon State		36

Captains: Dillon Stoner, A.J. Green, Malcolm Rodriguez, Phillip Redwine-Bryant

Score by Quarters	1	2	3	4	Score
Oklahoma State	7	24	14	7	52
Oregon State	10	6	7	13	36

Scoring Summary

1st	13:06	ORST	Hodgins, Isaiah 29 yd pass from Luton (Choukair, J. kick) 6-70 1:54, OSU 0 - ORST 7
	09:13	OSU	Hubbard, Chuba 6 yd run (Ammendola, Matt kick) 9-70 3:47, OSU 7 - ORST 7
	03:42	ORST	Choukair, J. 30 yd field goal 14-63 5:31, OSU 7 - ORST 10
2nd	13:33	OSU	Ammendola, Matt 23 yd field goal 14-71 5:03, OSU 10 - ORST 10
	09:41	OSU	Brown, LD 5 yd run (Ammendola, Matt kick) 7-86 2:34, OSU 17 - ORST 10
	06:45	OSU	Wallace 36 yd pass from Sanders (Ammendola kick) 5-51 1:51, OSU 24 - ORST 10
	02:02	OSU	Wallace 21 yd pass from Sanders (Ammendola kick) 8-80 3:14, OSU 31 - ORST 10
	00:03	ORST	Lindsey, Tyjon 1 yd pass from Luton (Luton pass failed) 14-75 1:59, OSU 31 - ORST 16
3rd	12:20	OSU	Hubbard, Chuba 2 yd run (Ammendola, Matt kick) 10-75 2:40, OSU 38 - ORST 16
	09:50	ORST	Hodgins 9 yd pass from Luton, Jake (Choukair, J. kick) 6-73 2:25, OSU 38 - ORST 23
	07:54	OSU	Hubbard, Chuba 53 yd run (Ammendola, Matt kick) 6-75 1:56, OSU 45 - ORST 23
4th	13:08	ORST	Colletto, Jack 1 yd run (Luton, Jake pass failed), 14-64 5:16, OSU 45 - ORST 29
	09:39	OSU	Moore, C.J. 11 yd pass from Sanders (Ammendola kick) 8-75 3:22, OSU 52 - ORST 29
	01:19	ORST	Taylor, Kolby 5 yd pass from Gebbia (Choukair, J. kick) 11-80 2:41, OSU 52 - ORST 36

	OSU	ORST
FIRST DOWNS	30	26
RUSHES-YARDS (NET)	52-352	37-167
PASSING YDS (NET)	203	281
Passes Att-Comp-Int	24-19-0	49-26-0
TOTAL OFFENSE PLAYS-YARDS	76-555	86-448
Fumble Returns-Yards	0-0	0-0
Punt Returns-Yards	3-4	0-0
Kickoff Returns-Yards	3-64	5-132
Interception Returns-Yards	0-0	0-0
Punts (Number-Avg)	2-37.5	4-47.8
Fumbles-Lost	0-0	1-0
Penalties-Yards	6-55	8-85
Possession Time	30:24	29:36
Third-Down Conversions	10 of 13	13 of 20
Fourth-Down Conversions	0 of 0	1 of 2
Red-Zone Scores-Chances	6-6	5-5
Sacks By: Number-Yards	1-10	1-2


RUSHING: Oklahoma State-Hubbard, Chuba 26-221; Sanders, Spencer 13-109; Stoner, Dillon 1-12; Brown, LD 7-8; Cooper, Micah 4-7; TEAM 1-minus 5. Oregon State-Jefferson, J. 16-87; Pierce, Artavis 8-53; Baylor, B.J. 4-13; Gebbia, Tristan 1-9; Luton, Jake 5-7; Colletto, Jack 3-minus 2.

PASSING: Oklahoma State-Sanders, Spencer 19-24-0-203. Oregon State-Luton, Jake 23-42-0-251; Gebbia, Tristan 3-7-0-30.

RECEIVING: Oklahoma State-Wallace, Tylan 5-92; Stoner, Dillon 5-31; Wolf, Landon 4-41; McCray, Jordan 2-22; Moore, C.J. 2-16; Carter, Logan 1-1. Oregon State-Hodgins, Isaiah 9-170; Lindsey, Tyjon 8-35; Taylor, Kolby 3-21; Pierce, Artavis 2-23; Flemings, Champ 2-16; Togiai, Noah 2-16.

INTERCEPTIONS: Oklahoma State-None. Oregon State-None.

FUMBLES: Oklahoma State-None. Oregon State-Lindsey, Tyjon 1-0.

	Game Two Sep. 7, 2019 Stillwater, Okla. Attendance: 55,509 TV: Big 12 Now on ESPN+	
McNeese		14
Oklahoma State <small>RV/RV</small>		56

Captains: Dillon Stoner, Marcus Keyes, Malcolm Rodriguez, Tanner McCalister

Score by Quarters	1	2	3	4	Score
McNeese	0	0	7	7	14
Oklahoma State	14	14	28	0	56

Scoring Summary

1st	14:15	OSU	Green, A.J. 27 yd INT return (Ammendola M. kick) MCN 0 - OSU 7
	01:29	OSU	Wallace, T. 69 yd pass from Sanders (Ammendola kick) 2-73 0:30, MCN 0 - OSU 14
2nd	07:43	OSU	Hubbard, Chuba 4 yd run (Ammendola, Matt kick) 15-91 4:13, MCN 0 - OSU 21
	01:29	OSU	Wallace T. 4 yd pass from Sanders (Ammendola M. kick) 11-91 3:30, MCN 0 - OSU 28
3rd	14:48	OSU	Wallace, T. 75 yd pass from Sanders (Ammendola kick) 1-75 0:12, MCN 0 - OSU 35
	11:15	MCN	Hicks, D'Andre 16 yd pass from Orgeron (Anderson kick) 7-82 3:33, MCN 7 - OSU 35
	09:15	OSU	Moore, C.J. 59 yd pass from Brown (Ammendola kick) 5-75 2:00, MCN 7 - OSU 42
	06:52	OSU	Johnson, B. 69 yd pass from Brown (Ammendola kick) 2-72 0:34, MCN 7 - OSU 49
	06:04	OSU	Cooper, Micah 1 yd run (Ammendola, Matt kick) 1-1 0:03, MCN 7 - OSU 56
4th	05:39	MCN	Foster, Marcus 32 yd fumble recovery (Anderson kick) MCN 14 - OSU 56

	MCN	OSU
FIRST DOWNS	13	25
RUSHES-YARDS (NET)	47-161	44-167
PASSING YDS (NET)	157	413
Passes Att-Comp-Int	25-12-2	32-23-0
TOTAL OFFENSE PLAYS-YARDS	72-318	76-580
Fumble Returns-Yards	1-32	0-0
Punt Returns-Yards	1-0	0-0
Kickoff Returns-Yards	4-75	0-0
Interception Returns-Yards	0-0	2-39
Punts (Number-Avg)	8-44.6	5-40.2
Fumbles-Lost	2-0	3-2
Penalties-Yards	9-64	5-29
Possession Time	31:45	28:15
Third-Down Conversions	4 of 16	11 of 16
Fourth-Down Conversions	1 of 4	0 of 0
Red-Zone Scores-Chances	1-3	3-3
Sacks By: Number-Yards	1-11	2-19


RUSHING: McNeese-Orgeron, Cody 16-89; Pratt, Justin 11-30; Hicks, D'Andre 7-19; Skinner, J'Cobi 6-12; Mack, Elijah 7-11. Oklahoma State-Sanders, Spencer 12-51; Hubbard, Chuba 8-44; Jeter, Jahmyl 11-34; Brown, Dru 3-13; Brown, LD 4-10; Glass, Deondrick 2-8; Cooper, Micah 3-5; Green, A.J. 1-2.

PASSING: McNeese-Orgeron, Cody 11-22-2-151; Keller, Matt 1-3-0-6. Oklahoma State-Sanders, Spencer 12-18-0-250; Brown, Dru 7-10-0-142; Taylor, Shaun 4-4-0-21.

RECEIVING: McNeese-Begue, Trevor 5-69; Hicks, D'Andre 3-69; Hudson, D. 1-6; Dunn, Darion 1-6; Briscoe, Nate 1-5; Sutton, Cyron 1-2. Oklahoma State-Wallace, Tylan 5-180; McCray, Jordan 4-45; Stoner, Dillon 3-25; Greenwood, LC 3-12; Metcalf, Dayton 2-6; Johnson, Braydon 1-69; Moore, C.J. 1-59; Anderson, Langston 1-8; Carter, Logan 1-6; Morris, Jacob 1-4; Wolf, Landon 1-minus 1.

INTERCEPTIONS: McNeese-None. Oklahoma State-Green, A.J. 1-27; Redwine-Bryant, P. 1-12.

FUMBLES: McNeese-Sutton, Cyron 1-0; Mack, Elijah 1-0. Oklahoma State-Hubbard, Chuba 1-0; Glass, Deondrick 1-1; Stoner, Dillon 1-1.

	Game Three Sep 14, 2019 Tulsa, Okla. Attendance: 28,612 TV: ESPN2	
Oklahoma State <small>RV/RV</small>		40
Tulsa		21

Captains: Tylan Wallace, A.J. Green, Amen Ogbongbemiga, Bryce Balous

Score by Quarters	1	2	3	4	Score
Oklahoma State	17	3	13	7	40
Tulsa	7	14	0	0	21

Scoring Summary

1st	14:50	OSU	Hubbard, Chuba 75 yd run (Ammendola kick), 1-75 0:10, OSU 7 - TLS 0
	11:23	OSU	Hubbard, Chuba 30 yd run (Ammendola kick), 6-59 2:11, OSU 14 - TLS 0
	06:00	OSU	Ammendola, Matt 37 yd field goal, 12-57 3:25, OSU 17 - TLS 0
	04:23	TLS	Stokes 39 yd pass from Smith (Rainey kick), 6-75 1:37, OSU 17 - TLS 7
2nd	11:50	OSU	Ammendola, Matt 36 yd field goal, 4-23 1:31, OSU 20 - TLS 7
	09:57	TLS	Brooks, S. 3 yd run (Rainey, J. kick), 7-75 1:53, OSU 20 - TLS 14
	02:29	TLS	Brooks, S. 1 yd run (Rainey, J. kick), 16-84 6:08, OSU 20 - TLS 21
3rd	04:35	OSU	Sanders, Spencer 27 yd run (Ammendola kick), 7-52 2:17, OSU 27 - TLS 21
	01:29	OSU	Wallace 90 yd pass from Sanders (rush failed), 1-90 0:12, OSU 33 - TLS 21
4th	02:34	OSU	Hubbard, Chuba 33 yd run (Ammendola kick), 7-65 2:16, OSU 40 - TLS 21

	OSU	TLS
FIRST DOWNS	21	22
RUSHES-YARDS (NET)	46-337	53-158
PASSING YDS (NET)	169	238
Passes Att-Comp-Int	22-12-1	35-19-0
TOTAL OFFENSE PLAYS-YARDS	68-506	88-396
Fumble Returns-Yards	0-0	1-6
Punt Returns-Yards	4-48	2-10
Kickoff Returns-Yards	2-27	3-59
Interception Returns-Yards	0-0	1-4
Punts (Number-Avg)	5-44.8	8-45.0
Fumbles-Lost	1-1	0-0
Penalties-Yards	9-80	17-156
Possession Time	25:38	34:22
Third-Down Conversions	5 of 14	10 of 21
Fourth-Down Conversions	2 of 2	0 of 2
Red-Zone Scores-Chances	2-2	2-3
Sacks By: Number-Yards	3-23	0-0

RUSHING: Oklahoma State-Hubbard, Chuba 32-256; Sanders, Spencer 9-59; Brown, LD 5-22; Tulsa-Brooks, S. 29-107; Taylor II, C. 13-43; Wilkerson, T. 4-25; Boomer, S. 1-0; Smith, Z. 6-minus 17.

PASSING: Oklahoma State-Sanders, Spencer 12-22-1-169. Tulsa-Smith, Z. 17-30-0-228; Boomer, S. 2-5-0-10.

RECEIVING: Oklahoma State-Wallace, Tylan 5-118; Stoner, Dillon 4-32; Wolf, Landon 2-17; Johnson, Braydon 1-2. Tulsa-Stokes, K. 7-109; Crawford Jr, S. 3-55; Brooks, S. 2-16; Johnson, K. 2-15; Montgomery, C. 2-11; Carter, D. 2-7; Santana, J. 1-25.

INTERCEPTIONS: Oklahoma State-None. Tulsa-Robinson II, R. 1-4.

FUMBLES: Oklahoma State-Sanders, Spencer 1-1. Tulsa-None.



Box Scores

	Game Four	
	Sept. 21, 2019 Austin, Texas Attendance: 96,936 TV: ABC	
Oklahoma State RV/RV		30
Texas 12/13		36

Captains: Tylan Wallace, A.J. Green, Dayton Metcalf, Johnny Wilson

Score by Quarters	1	2	3	4	Score
Oklahoma State	3	17	3	7	30
Texas	0	21	7	8	36

Scoring Summary

1st	09:12	OSU	Ammendola, Matt 20 yd field goal, 13-76 5:48, OSU 3 - UT 0
2nd	14:53	UT	D. Duvernay 6 yd pass from S. Ehlinger (C. Dicker kick), 9-66 3:46, OSU 3 - UT 7
	12:42	UT	J. Smith 17 yd pass from S. Ehlinger (C. Dicker kick), 3-28 1:23, OSU 3 - UT 14
09:21	OSU	Ammendola, Matt 43 yd field goal, 8-49 3:21, OSU 6 - UT 14	
03:07	OSU	Sanders, Spencer 7 yd run (Ammendola, Matt kick), 6-70 2:17, OSU 13 - UT 14	
02:09	UT	B. Eagles 73 yd pass from S. Ehlinger (C. Dicker kick), 4-84 0:58, OSU 13 - UT 21	
00:11	OSU	Hubbard, Chuba 1 yd run (Ammendola, Matt kick), 4-15 0:42, OSU 20 - UT 21	
3rd	08:02	OSU	Ammendola, Matt 27 yd field goal, 11-74 3:44, OSU 23 - UT 21
05:30	UT	C. Brewer 25 yd pass from S. Ehlinger (C. Dicker kick), 7-75 2:32, OSU 23 - UT 28	
4th	11:44	UT	R. Johnson 2 yd run (R. Johnson pass from S. Ehlinger), 6-73 2:19, OSU 23 - UT 36
01:37	OSU	Hubbard, Chuba 13 yd run (Ammendola, Matt kick), 7-46 2:07, OSU 30 - UT 36	

	OSU	UT
FIRST DOWNS	26	26
RUSHES-YARDS (NET)	56-226	43-217
PASSING YDS (NET)	268	281
Passes Att-Comp-Int	33-19-2	28-20-1
TOTAL OFFENSE PLAYS-YARDS	89-494	71-498
Fumble Returns-Yards	0-0	0-0
Punt Returns-Yards	0-0	3--6
Kickoff Returns-Yards	2-36	2-45
Interception Returns-Yards	1-22	2-47
Punts (Number-Avg)	4-33.5	4-34.0
Fumbles-Lost	2-0	2-2
Penalties-Yards	9-69	6-65
Possession Time	29:19	30:41
Third-Down Conversions	9 of 19	8 of 14
Fourth-Down Conversions	0 of 2	0 of 1
Red-Zone Scores-Chances	5-6	3-3
Sacks By: Number-Yards	0-0	2-6

RUSHING: Oklahoma State-Hubbard, Chuba 37-121; Sanders, Spencer 18-109; Brown, LD 1-minus 4. Texas-Keaontay Ingram 21-114; Sam Ehlinger 10-70; Roschon Johnson 9-30; Jake Smith 1-8; TEAM 2-minus 5.

PASSING: Oklahoma State-Sanders, Spencer 19-32-2-268; McClure, Jake 0-1-0-0. Texas-Sam Ehlinger 20-28-1-281.

RECEIVING: Oklahoma State-Stoner, Dillon 6-55; Wallace, Tylan 5-83; Wolf, Landon 2-29; Woods, Jelani 2-22; Hubbard, Chuba 2-14; Johnson, Braydon 1-55; McCray, Jordan 1-10. Texas-Devin Duvernay 12-108; Cade Brewer 2-29; Jake Smith 2-24; Brennan Eagles 1-73; Keaontay Ingram 1-26; Roschon Johnson 1-15; Malcolm Epps 1-6.

INTERCEPTIONS: Oklahoma State-Harvell-Peel, Kolby 1-22. Texas-Montrell Estell 1-37; Chris Brown 1-0.

FUMBLES: Oklahoma State-Hubbard, Chuba 1-0; Sanders, Spencer 1-0. Texas-Jake Smith 1-1; Brandon Jones 1-1.

	Game Five	
	Sept. 28, 2019 Stillwater, Okla. Attendance: 55,509 TV: Big 12 Now on ESPN+	
Kansas State 24/22		13
Oklahoma State RV/RV		26

Captains: Marcus Keyes, Kolby Harvell-Peel, Malcolm Rodriguez, Kemah Siverand

Score by Quarters	1	2	3	4	Score
Kansas State	0	3	0	10	13
Oklahoma State	10	6	7	3	26

Scoring Summary

1st	06:12	OSU	Ammendola, Matt 25 yd field goal, 7-51 2:18, KS 0 - OSU 3
03:57	OSU	Carter, L. 3 yd pass from Sanders, S. (Ammendola kick), 5-26 1:25, KS 0 - OSU 10	
2nd	08:40	OSU	Ammendola, Matt 21 yd field goal, 8-61 3:25, KS 0 - OSU 13
05:35	KS	Lynch, Blake 46 yd field goal, 6-47 3:05, KS 3 - OSU 13	
02:06	OSU	Ammendola, Matt 29 yd field goal, 8-58 3:29, KS 3 - OSU 16	
3rd	12:45	OSU	Hubbard, Chuba 84 yd run (Ammendola, Matt kick), 1-84 0:13, KS 3 - OSU 23
4th	12:16	KS	Lynch, Blake 37 yd field goal, 11-61 4:55, KS 6 - OSU 23
07:14	KS	Gilbert, James 5 yd run (Lynch, Blake kick), 6-49 3:07, KS 13 - OSU 23	
01:03	OSU	Ammendola, Matt 18 yd field goal, 10-74 6:11, KS 13 - OSU 26	

	KS	OSU
FIRST DOWNS	8	21
RUSHES-YARDS (NET)	32-126	44-373
PASSING YDS (NET)	118	153
Passes Att-Comp-Int	23-11-0	25-16-2
TOTAL OFFENSE PLAYS-YARDS	55-244	69-526
Fumble Returns-Yards	0-0	0-0
Punt Returns-Yards	0-0	2-5
Kickoff Returns-Yards	4-76	0-0
Interception Returns-Yards	2-26	0-0
Punts (Number-Avg)	7-45.9	4-38.5
Fumbles-Lost	1-1	1-0
Penalties-Yards	8-65	6-60
Possession Time	29:08	30:52
Third-Down Conversions	1 of 13	4 of 13
Fourth-Down Conversions	1 of 2	0 of 1
Red-Zone Scores-Chances	2-2	5-5
Sacks By: Number-Yards	2-14	1-1

RUSHING: Kansas State-Gilbert, James 12-44; Thompson, S. 7-27; Trotter, Harry 4-25; Brown, Jordan 5-12; Youngblood, J. 1-11; Holcombe II, J. 2-9; TEAM 1-minus 2. Oklahoma State-Hubbard, Chuba 25-296; Sanders, Spencer 14-52; Brown, LD 4-25; Wallace, Tylan 1-0.

PASSING: Kansas State-Thompson, S. 11-23-0-118. Oklahoma State-Sanders, Spencer 16-25-2-153.

RECEIVING: Kansas State-Schoen, Dalton 3-23; Brooks, Phillip 3-15; Brown, Jordan 2-13; Wheeler, Samuel 1-39; Lenners, Nick 1-19; Trotter, Harry 1-9. Oklahoma State-Wallace, Tylan 8-145; Wolf, Landon 3-minus 5; Hubbard, Chuba 2-7; Stoner, Dillon 1-5; Carter, Logan 1-3; Woods, Jelani 1-minus 2.

INTERCEPTIONS: Kansas State-Patterson, D. 1-26; Sullivan, E. 1-0.

Oklahoma State-None.

FUMBLES: Kansas State-Gilbert, James 1-1. Oklahoma State-Sanders, Spencer 1-0.

	Game Six	
	Oct. 5, 2019 Lubbock, Texas Attendance: 56,47 TV: FS1	
Oklahoma State 21/25		35
Texas Tech		45

Captains: Logan Carter, Landon Wolf, Kevin Henry, Philip Redwine-Bryant

Score by Quarters	1	2	3	4	Score
Oklahoma State	0	7	14	14	35
Texas Tech	13	7	14	11	45

Scoring Summary

1st	12:49	TTU	Wolff, Trey 38 yd field goal, 4-51 0:06, OSU 0 - TTU 3
05:01	TTU	Duffey, Jett 16 yd run (Wolff, Trey kick), 6-83 1:33, OSU 0 - TTU 10	
01:03	TTU	Wolff, Trey 27 yd field goal, 6-31 2:23, OSU 0 - TTU 13	
2nd	10:21	TTU	Carter, K. 14 yd pass from Duffey, J. (Wolff, T. kick), 2-37 0:27, OSU 0 - TTU 20
00:30	OSU	Hubbard, Chuba 3 yd run (Ammendola, Matt kick), 5-46 1:25, OSU 7 - TTU 20	
3rd	13:02	TTU	Vasher, T.J. 21 yd pass from Duffey, J. (Wolff, T. kick), 7-75 1:58, OSU 7 - TTU 27
12:00	OSU	McCray, J. 73 yd pass from Sanders, S. (Ammendola, M. kick), 3-75 1:02, OSU 14 - TTU 27	
05:48	TTU	Rigdon, D. 8 yd pass from Duffey, J. (Wolff, T. kick), 6-59 2:21, OSU 14 - TTU 34	
02:48	OSU	Hubbard, Chuba 3 yd run (Ammendola, Matt kick), 8-75 3:00, OSU 21 - TTU 34	
4th	13:53	TTU	Wolff, Trey 26 yd field goal, 7-61 1:12, OSU 21 - TTU 37
08:26	TTU	Ezukanma, E. 56 yd pass from Duffey (Vasher, T.J. pass from Duffey), 6-94 3:24, OSU 21 - TTU 45	
05:16	OSU	Hubbard, Chuba 7 yd run (Hubbard, Chuba rush), 10-58 3:10, OSU 29 - TTU 45	
03:27	OSU	Wallace, T. 10 yd pass from Sanders (Sander rush failed), 6-35 1:49, OSU 35 - TTU 45	

	OSU	TTU
FIRST DOWNS	26	29
RUSHES-YARDS (NET)	56-219	35-162
PASSING YDS (NET)	290	424
Passes Att-Comp-Int	37-22-3	44-26-0
TOTAL OFFENSE PLAYS-YARDS	93-509	79-586
Fumble Returns-Yards	0-0	0-0
Punt Returns-Yards	1-9	1--2
Kickoff Returns-Yards	2-36	1-27
Interception Returns-Yards	0-0	3-14
Punts (Number-Avg)	7-35.4	5-33.6
Fumbles-Lost	2-2	1-0
Penalties-Yards	5-56	7-70
Possession Time	31:56	28:04
Third-Down Conversions	5 of 19	2 of 13
Fourth-Down Conversions	4 of 5	0 of 2
Red-Zone Scores-Chances	4-5	5-6
Sacks By: Number-Yards	1-6	7-39

RUSHING: Oklahoma State-Hubbard, Chuba 34-156; Sanders, Spencer 19-46; Brown, LD 3-17. Texas Tech-Thompson, S. 12-69; Henry, Ta'Zawn 7-50; Shyne, Armand 6-25; Duffey, Jett 5-16; Rigdon, Dalton 2-4; Richardson, Mark 1-1; TEAM 2-minus 3.

PASSING: Oklahoma State-Sanders, Spencer 22-37-3-290. Texas Tech-Duffey, Jett 26-44-0-424.

RECEIVING: Oklahoma State-Wallace, Tylan 11-85; Stoner, Dillon 5-76; McCray, Jordan 2-82; Johnson, Braydon 2-16; Wolf, Landon 1-30; Hubbard, Chuba 1-1. Texas Tech-Vasher, T.J. 5-110; Thompson, Donta 5-46; Ezukanma, Erik 3-92; Turner, RJ 3-44; Henry, Ta'Zawn 3-41; Carter, KeSean 2-28; Koontz, Travis 1-25; Shyne, Armand 1-23; Rigdon, Dalton 1-8; Mannix, McLane 1-5; Thompson, S. 1-2.

INTERCEPTIONS: Oklahoma State-None. Texas Tech-Coleman, D. 2-9; Fields, D. 1-5.

FUMBLES: Oklahoma State-Sanders, Spencer 2-2. Texas Tech-McPhearson, Z. 1-0.



Box Scores

	Game Seven Oct. 19, 2019 Stillwater, Okla. Attendance: 55,060 TV: FOX
	Baylor ^{18/18} 45
Oklahoma State	27

Captains: Chuba Hubbard, Kolby Harvell-Peel, Amen Ogbongbemiga, Philip Redwine-Bryant

Score by Quarters	1	2	3	4	Score
Baylor	7	3	14	21	45
Oklahoma State	6	7	7	7	27

Scoring Summary

- 1st 13:06 ORST** Hodgins,Isaiah 29 yd pass from Luton (Choukair,J. kick) 6-70 1:54, OSU 0 - ORST 7
- 1st 12:06 BU** Lovett,John 25 yd run (Mayers,John kick), 3-62 1:18, BU 7 - OSU 0
- 06:37 OSU** McCray 5 yd pass from Sanders (Ammendola kick blockd), 13-78 5:29, BU 7 - OSU 6
- 2nd 04:15 OSU** Hubbard, Chuba 2 yd run (Ammendola, Matt kick), 7-46 2:31, BU 7 - OSU 13
- 01:32 BU** Mayers,John 28 yd field goal, 7-64 2:43, BU 10 - OSU 13
- 3rd 09:35 OSU** Hubbard, Chuba 3 yd run (Ammendola, Matt kick), 8-60 3:31, BU 10 - OSU 20
- 08:42 BU** Hasty,JaMycal 5 yd run (Mayers,John kick), 2-83 0:53, BU 17 - OSU 20
- 02:36 BU** Fleeks,Josh 64 yd pass from Brewer,Charlie (Mayers,John kick), 6-93 2:55, BU 24 - OSU 20
- 4th 12:55 OSU** Brown, LD 68 yd run (Ammendola, Matt kick), 5-93 1:53, BU 24 - OSU 27
- 09:04 BU** Brewer,Charlie 2 yd run (Mayers,John kick), 7-75 3:51, BU 31 - OSU 27
- 08:00 BU** Bernard,Terrel 20 yd fumble recovery (Mayers,John kick), BU 38 - OSU 27
- 05:13 BU** Hasty,JaMycal 73 yd run (Mayers,John kick), 1-73 0:12, BU 45 - OSU 27

	BU	OSU
FIRST DOWNS	18	27
RUSHES-YARDS (NET)	37-224	50-281
PASSING YDS (NET)	312	188
Passes Att-Comp-Int	17-13-0	36-22-1
TOTAL OFFENSE PLAYS-YARDS	54-536	86-469
Fumble Returns-Yards	1-20	0-0
Punt Returns-Yards	0-0	1-22
Kickoff Returns-Yards	1-16	4-69
Interception Returns-Yards	1-18	0-0
Punts (Number-Avg)	4-43.2	5-43.4
Fumbles-Lost	2-1	2-2
Penalties-Yards	7-66	8-92
Possession Time	28:12	31:48
Third-Down Conversions	3 of 9	6 of 17
Fourth-Down Conversions	0 of 1	2 of 3
Red-Zone Scores-Chances	3-3	3-4
Sacks By: Number-Yards	2-13	4-18

RUSHING: Baylor-Hasty,JaMycal 16-146; Lovett,John 7-57; Brewer,Charlie 12-16; Fleeks,Josh 1-8; Platt,Chris 1-minus 3. Oklahoma State-Hubbard, Chuba 32-171; Brown, LD 4-79; Sanders,Spencer 14-31.

PASSING: Baylor-Brewer,Charlie 13-17-0-312. Oklahoma State-Sanders,Spencer 18-32-1-157; Brown, Dru 3-3-0-11; Hutton, Tom 1-1-0-20.

RECEIVING: Baylor-Fleeks,Josh 3-126; Hasty,JaMycal 3-66; Thornton,Tyquan 2-96; Sneed,R.J. 2-9; Mims,Denzel 1-16; Lovett,John 1-3; Platt,Chris 1-minus 4. Oklahoma State-Wallace, Tylan 6-69; Woods, Jelani 5-32; Brown, LD 2-17; McCray, Jordan 2-14; Johnson,Braydon 2-13; Metcalf, Dayton 1-20; Wolf, Landon 1-12; Jackson, Dezmon 1-9; Hubbard, Chuba 1-2; Carter, Logan 1-0.

INTERCEPTIONS: Baylor-Barnes,Kalon 1-18. Oklahoma State-None.

FUMBLES: Baylor-Hasty,JaMycal 1-1; Brewer,Charlie 1-0. Oklahoma State-Sanders,Spencer 2-2.

	Game Eight Oct. 26, 2019 Ames, Iowa Attendance: 61,500 TV: FSI
	Oklahoma State 34
Iowa State ^{23/RV}	27

Captains: Chuba Hubbard, Dillon Stoner, Bryce Balous, Malcolm Rodriguez

Score by Quarters	1	2	3	4	Score
Oklahoma State	7	14	3	10	34
Iowa State	0	13	7	7	27

Scoring Summary

- 1st 06:26 OSU** Wallace 71 yd pass from Sanders (Ammendola kick), 4-90 1:59, OSU 7 - ISU 0
- 2nd 14:19 ISU** Kolar 18 yd pass from Purdy (Assalley kick), 7-83 3:21, OSU 7 - ISU 7
- 12:36 OSU** Johnson 50 yd pass from Sanders (Ammendola kick), 4-82 1:36, OSU 14 - ISU 7
- 07:31 ISU** Assalley, C. 32 yd field goal, 12-60 5:05, OSU 14 - ISU 10
- 06:04 OSU** Hubbard, Chuba 65 yd run (Ammendola, Matt kick), 4-89 1:23, OSU 21 - ISU 10
- 00:04 ISU** Assalley, C. 29 yd field goal, 11-60 1:30, OSU 21 - ISU 13
- 3rd 10:18 ISU** Hall, Breece 9 yd run (Assalley, C. kick), 2-31 0:46, OSU 21 - ISU 20
- 05:46 OSU** Ammendola, Matt 49 yd field goal, 8-36 4:26, OSU 24 - ISU 20
- 4th 14:56 OSU** Ammendola, Matt 40 yd field goal, 8-58 4:02, OSU 27 - ISU 20
- 09:06 ISU** Hall, Breece 4 yd run (Assalley, C. kick), 11-76 5:45, OSU 27 - ISU 27
- 06:47 OSU** Rodriguez 26 yd interception return (Ammendola kick) OSU 34 - ISU 27

	OSU	ISU
FIRST DOWNS	14	30
RUSHES-YARDS (NET)	31-153	25-86
PASSING YDS (NET)	249	382
Passes Att-Comp-Int	24-16-1	63-39-3
TOTAL OFFENSE PLAYS-YARDS	55-402	88-468
Fumble Returns-Yards	0-0	0-0
Punt Returns-Yards	3-41	0-0
Kickoff Returns-Yards	5-79	3-68
Interception Returns-Yards	3-32	1-0
Punts (Number-Avg)	6-41.0	6-43.3
Fumbles-Lost	0-0	0-0
Penalties-Yards	2-23	2-20
Possession Time	25:41	34:19
Third-Down Conversions	2 of 12	5 of 16
Fourth-Down Conversions	0 of 1	1 of 1
Red-Zone Scores-Chances	0-0	5-5
Sacks By: Number-Yards	2-12	0-0

RUSHING: Oklahoma State-Hubbard, Chuba 22-116; Sanders,Spencer 8-43; TEAM 1-minus 6. Iowa State-Hall, Breece 18-76; Lang, Johnnie 2-9; Purdy, Brock 5-1.

PASSING: Oklahoma State-Sanders,Spencer 16-24-1-249. Iowa State-Purdy, Brock 39-62-3-382; TEAM 0-1-0-0.

RECEIVING: Oklahoma State-Wallace, Tylan 8-131; Johnson,Braydon 3-66; Woods, Jelani 2-33; Hubbard, Chuba 2-11; Stoner, Dillon 1-8. Iowa State-Jones, D. 8-91; Kolar, Charlie 8-88; Pettway, L. 7-63; Hall, Breece 6-42; Akers, Landon 4-39; Allen, Chase 2-22; Milton, Tarique 1-14; Soehner, Dylan 1-13; Shaw, Sean 1-7; Lang, Johnnie 1-3.

INTERCEPTIONS: Oklahoma State-Rodriguez, Malcolm 1-26; Ogbongbemiga, Amen 1-4; Sterling, Tre 1-2. Iowa State-Rose, Mike 1-0.

FUMBLES: Oklahoma State-None. Iowa State-None.

	Game Nine Nov. 2, 2019 Stillwater, Okla. Attendance: 52,861 TV: ESPN
	TCU 27
Oklahoma State ^{RV/RV}	34

Captains: Matt Ammendola, Dillon Stoner, Kolby Harvell-Peel, Malcolm Rodriguez

Score by Quarters	1	2	3	4	Score
TCU	3	14	0	10	27
Oklahoma State	10	7	7	10	34

Scoring Summary

- 1st 11:00 OSU** Ammendola, Matt 26 yd field goal, 10-67 4:00, TCU 0 - OSU 3
- 09:01 OSU** Stoner 57 yd pass from Sanders (Ammendola kick), 2-60 0:47, TCU 0 - OSU 10
- 01:01 TCU** Song, Jonathan 40 yd field goal, 5-26 2:02, TCU 3 - OSU 10
- 2nd 13:10 OSU** Stoner 22 yd pass from Sanders (Ammendola kick), 6-80 2:51, TCU 3 - OSU 17
- 07:24 TCU** Duggan, Max 6 yd run (Song, Jonathan kick), 12-81 5:46, TCU 10 - OSU 17
- 00:39 TCU** Wells 24 yd pass from Duggan (Song kick), 9-95 3:54, TCU 17 - OSU 17
- 3rd 07:42 OSU** Hubbard 92 yd run (Ammendola kick), 1-92 0:13, TCU 17 - OSU 24
- 4th 09:48 OSU** Hubbard, Chuba 62 yd run (Ammendola, Matt kick), 2-68 0:47, TCU 17 - OSU 31
- 07:11 TCU** Olonilua, Sewo 1 yd run (Song, Jonathan kick), 9-75 2:37, TCU 24 - OSU 31
- 02:04 OSU** Ammendola, Matt 43 yd field goal, 7-23 2:11, TCU 24 - OSU 34
- 00:22 TCU** Song, Jonathan 40 yd field goal, 12-52 1:42, TCU 27 - OSU 34

	TCU	OSU
FIRST DOWNS	22	17
RUSHES-YARDS (NET)	39-163	41-301
PASSING YDS (NET)	287	158
Passes Att-Comp-Int	43-23-3	15-9-1
TOTAL OFFENSE PLAYS-YARDS	82-450	56-459
Fumble Returns-Yards	0-0	0-0
Punt Returns-Yards	1-7	2-17
Kickoff Returns-Yards	3-41	3-57
Interception Returns-Yards	1-12	3-1
Punts (Number-Avg)	6-42.0	6-39.7
Fumbles-Lost	1-1	1-0
Penalties-Yards	5-65	5-37
Possession Time	32:58	27:02
Third-Down Conversions	7 of 17	3 of 12
Fourth-Down Conversions	1 of 1	0 of 0
Red-Zone Scores-Chances	2-2	2-2
Sacks By: Number-Yards	3-13	5-24

RUSHING: TCU-Duggan, Max 16-86; Anderson, D. 13-52; Olonilua, Sewo 9-27; Collins, Mike 1-minus 2. Oklahoma State-Hubbard, Chuba 20-223; Sanders,Spencer 19-88; TEAM 2-minus 10.

PASSING: TCU-Duggan, Max 21-39-3-258; Collins, Mike 2-4-0-29. Oklahoma State-Sanders,Spencer 9-15-1-158.

RECEIVING: TCU-Reagor, Jalen 7-128; Barber, Taye 7-60; Wells, Pro 4-52; Lynn, A. 2-30; Stephens, John 1-13; Anderson, D. 1-2; Hunt, T. 1-2. Oklahoma State-Stoner, Dillon 3-93; Wolf, Landon 2-10; McCray, Jordan 2-3; Johnson,Braydon 1-47; Hubbard, Chuba 1-5.

INTERCEPTIONS: TCU-Moehrig, Trevon 1-12. Oklahoma State-Harvell-Peel, Kolby 2-1; Bernard,Jarrick 1-0.

FUMBLES: TCU-Stephens, John 1-1. Oklahoma State-Harvell-Peel, Kolby 1-0.



Select Players Game-by-Game Stats

49 Matt Ammendola

Kicker | 5-9 | 195 | R-Senior
Lansdale, Pa./North Penn

Career Highs

Longest FG 53 twice, last at South Alabama, 2017
Most FG Made 4 vs. Kansas State, 2019

Ammendola's 2016 Game-by-Game Kicking Stats

Date	Opponent	PAT-A	FGM-FGA	Lg	Blk
Sept. 3	SE Louisiana	0-1	0-0	0	0
Sept. 10	Central Michigan	0-0	1-1	53	0
Sept. 17	Pittsburgh	0-0	0-0	0	0
Sept. 24	at Baylor	0-0	0-0	0	0
Oct. 1	Texas	0-0	0-0	0	0
Oct. 8	Iowa State	0-0	0-0	0	0
Oct. 22	at Kansas	0-0	0-0	0	0
Oct. 29	West Virginia	0-0	0-0	0	0
Nov. 5	at Kansas State	0-0	0-0	0	0
Nov. 12	Texas Tech	0-0	0-0	0	0
Nov. 19	at TCU	0-0	0-0	0	0
Dec. 3	at Oklahoma	0-0	0-0	0	0

Ammendola's 2017 Game-by-Game Kicking Stats

Date	Opponent	PAT-A	FGM-FGA	Lg	Blk
Aug. 31	Tulsa	8-8	1-2	24	0
Sept. 8	at South Alabama	5-5	3-4	53	0
Sept. 16	at Pittsburgh	8-8	1-1	25	0
Sept. 23	TCU	4-4	1-1	29	0
Sept. 30	at Texas Tech	5-5	2-4	27	0
Oct. 14	Baylor	8-8	1-1	40	0
Oct. 21	at Texas	1-1	2-3	34	0
Oct. 28	at West Virginia	5-6	1-2	35	0
Nov. 4	Oklahoma	7-7	1-1	29	0
Nov. 11	at Iowa State	6-6	2-2	41	0
Nov. 18	Kansas State	5-5	2-2	32	0
Nov. 25	Kansas	7-7	3-3	49	0
Dec. 28	vs. Virginia Tech	3-3	3-3	38	0

Ammendola's 2018 Game-by-Game Kicking Stats

Date	Opponent	PAT-A	FGM-FGA	Lg	Blk
Aug. 30	Missouri State	7-8	1-1	20	0
Sept. 8	South Alabama	7-7	2-2	45	0
Sept. 15	Boise State	5-5	3-3	48	0
Sept. 22	Texas Tech	2-2	1-2	39	0
Sept. 29	at Kansas	6-6	2-2	33	0
Oct. 6	Iowa State	6-6	0-0	0	0
Oct. 13	at Kansas State	0-0	2-2	48	0
Oct. 27	Texas	5-5	1-3	24	0
Nov. 3	at Baylor	4-4	1-3	19	1
Nov. 10	at Oklahoma	5-6	0-1	0	0
Nov. 17	West Virginia	6-6	1-1	20	0
Nov. 24	at TCU	3-3	1-1	39	0
Dec. 31	vs. Missouri	5-5	1-1	27	0

Ammendola's 2019 Game-by-Game Kicking Stats

Date	Opponent	PAT-A	FGM-FGA	Lg	Blk
Aug. 30	at Oregon State	7-7	1-1	23	0
Sept. 7	McNeese	8-8	0-0	0	0
Sept. 14	at Tulsa	4-4	2-2	37	0
Sept. 21	at Texas	3-3	3-3	43	0
Sept. 28	Kansas State	2-2	4-4	29	0
Oct. 5	at Texas Tech	5-5	0-0	0	0
Oct. 19	Baylor	3-4	0-0	0	1
Oct. 26	at Iowa State	2-2	4-4	49	0
Nov. 2	TCU	4-4	2-3	43	0
Nov. 16	Kansas				
Nov. 23	at West Virginia				
Nov. 30	Oklahoma				

Ammendola's Career Kicking Stats

Year	FGM-A	Pct.	1-9	20-29	30-39	40-49	50+	Lg	Blk
2016	1-1	100.0	0-0	0-0	0-0	0-0	1-1	53	0
2017	23-29	79.3	1-2	7-9	9-10	5-7	1-1	53	0
2018	16-22	72.7	1-1	8-8	4-6	3-7	0-0	48	1
2019	14-15	93.3	1-1	7-7	2-2	4-5	0-0	49	0
Career	54-67	80.5	3-4	22-24	15-18	12-19	2-2	53	1

6 Dru Brown

Quarterback | 5-11 | 200 | R-Senior
San Mateo, Calif./Los Gatos/College of San Mateo/
Hawai'i

Career Highs

Completions 31 vs. Colorado State, 2017
Attempts 47, twice, most recently at UNLV, 2017
Yards 391 at UMass, 2017
Passing TD 5 vs. UMass, 2016
Long Pass 85 at UMass, 2017

Brown's 2016 Game-by-Game Passing Stats

Date	Opponent	Cmp	Att	INT	Yds	TD	Long	Sack
Aug. 27	vs. Cal							DNP
Sept. 3	at Michigan	5	10	1	63	0	25	0
Sept. 10	UT Martin	1	2	0	-2	0	0	1
Sept. 17	at Arizona	10	18	0	144	0	37	0
Oct. 1	Nevada	15	18	0	222	2	38	2
Oct. 8	at San Jose State	24	33	0	287	2	39	2
Oct. 15	UNLV	17	32	0	217	2	38	1
Oct. 22	at Air Force	21	37	2	312	3	41	2
Oct. 29	New Mexico	16	28	0	173	0	31	2
Nov. 5	at San Diego State	22	35	3	135	0	13	2
Nov. 12	Boise State	16	31	0	125	1	21	0
Nov. 19	at Fresno State	20	31	1	227	0	53	2
Nov. 26	Massachusetts	22	30	0	311	5	56	3
Dec. 24	MTSU	20	30	0	274	4	44	1

Brown's 2016 Game-by-Game Rushing Stats

Date	Opponent	No.	Gain	Loss	Net	TD	Long	Avg.
Aug. 27	vs. Cal							DNP
Sept. 3	at Michigan	5	49	0	49	0	17	9.8
Sept. 10	UT Martin	1	0	5	-5	0	0	-5
Sept. 17	at Arizona	5	33	0	33	1	12	6.6
Oct. 1	Nevada	7	44	13	31	0	17	4.43
Oct. 8	at San Jose State	6	92	38	54	1	62	9
Oct. 15	UNLV	8	51	19	32	0	21	4
Oct. 22	at Air Force	7	17	17	0	0	8	0
Oct. 29	New Mexico	8	21	10	11	1	6	1.38
Nov. 5	at San Diego State	6	10	19	-9	0	5	-1.5
Nov. 12	Boise State	11	71	10	61	0	30	5.55
Nov. 19	at Fresno State	5	1	19	-18	0	1	-3.6
Nov. 26	UMass	10	66	22	44	0	27	4.4
Dec. 24	MTSU	9	27	4	23	1	12	2.56

Brown's 2017 Game-by-Game Passing Stats

Date	Opponent	Cmp	Att	INT	Yds	TD	Long	Sack
Aug. 26	at Massachusetts	25	38	1	391	3	85	4
Sept. 2	Western Carolina	11	21	2	154	2	50	2
Sept. 9	at UCLA	23	38	1	227	2	37	1
Sept. 23	at Wyoming	29	40	2	280	1	50	2
Sept. 30	Colorado State	31	47	0	362	2	38	1
Oct. 7	at Nevada	18	27	1	229	2	42	4
Oct. 14	San Jose State	12	23	0	173	1	56	0
Oct. 28	San Diego State	19	33	0	160	0	47	3
Nov. 4	at UNLV	24	47	0	269	1	38	2
Nov. 11	Fresno State	18	31	1	154	2	18	5
Nov. 18	at Utah State	16	29	0	128	0	19	4
Nov. 25	Brigham Young	28	38	0	258	2	44	2

Brown's 2017 Game-by-Game Rushing Stats

Date	Opponent	No.	Gain	Loss	Net	TD	Long	Avg.
Aug. 26	at Massachusetts	8	48	29	19	1	29	2.4
Sept. 2	Western Carolina	3	3	16	-13	0	3	-4.3
Sept. 9	at UCLA	3	13	10	3	0	9	1
Sept. 23	at Wyoming	3	6	4	2	0	6	0.7
Sept. 30	Colorado State	2	6	2	4	0	6	2
Oct. 7	at Nevada	6	13	34	-21	0	13	-3.5
Oct. 14	San Jose State	5	45	0	45	0	17	9
Oct. 28	San Diego State	6	8	13	-5	1	4	-0.8
Nov. 4	at UNLV	5	20	10	10	0	19	2
Nov. 11	Fresno State	10	29	20	0	0	14	0
Nov. 18	at Utah State	5	6	33	-27	0	6	-5.4
Nov. 25	Brigham Young	2	0	10	-10	0	0	-5

Brown's 2018 Game-by-Game Passing Stats

Date	Opponent	Cmp	Att	INT	Yds	TD	Long	Sack
Aug. 30	Missouri State							DNP
Sept. 8	South Alabama							DNP
Sept. 15	Boise State							DNP
Sept. 22	Texas Tech							DNP
Sept. 29	at Kansas							DNP
Oct. 6	Iowa State							DNP
Oct. 13	at Kansas State							DNP
Oct. 27	Texas							DNP
Nov. 3	at Baylor							DNP
Nov. 10	at Oklahoma							DNP
Nov. 17	West Virginia							DNP
Nov. 24	at TCU							DNP
Dec. 31	vs. Missouri	0	0	0	0	0	0	0

Brown's 2018 Game-by-Game Rushing Stats

Date	Opponent	No.	Gain	Loss	Net	TD	Long	Avg.
Aug. 30	Missouri State							DNP
Sept. 8	South Alabama							DNP
Sept. 15	Boise State							DNP
Sept. 22	Texas Tech							DNP
Sept. 29	at Kansas							DNP
Oct. 6	Iowa State							DNP
Oct. 13	at Kansas State							DNP
Oct. 27	Texas							DNP
Nov. 3	at Baylor							DNP
Nov. 10	at Oklahoma							DNP
Nov. 17	West Virginia							DNP
Nov. 24	at TCU							DNP
Dec. 31	vs. Missouri	0	0	0	0	0	0	0

Brown's 2019 Game-by-Game Passing Stats

Date	Opponent	Cmp	Att	INT	Yds	TD	Long	Sack
Aug. 30	at Oregon State	0	0	0	0	0	0	0
Sept. 7	McNeese	7	10	0	142	2	69	0
Sept. 14	at Tulsa							DNP
Sept. 21	at Texas							DNP
Sept. 28	Kansas State							DNP
Oct. 5	at Texas Tech							DNP
Oct. 19	Baylor	3	3	0	11	0	9	0
Oct. 26	at Iowa State							DNP
Nov. 2	TCU							DNP
Nov. 16	Kansas							
Nov. 23	at West Virginia							
Nov. 30	Oklahoma							

Brown's 2019 Game-by-Game Rushing Stats

Date	Opponent	No.	Gain	Loss	Net	TD	Long	Avg.
Aug. 30	at Oregon State	0	0	0	0	0	0	0
Sept. 7	McNeese	3	13	0	13	0	7	4.3
Sept. 14	at Tulsa							DNP
Sept. 21	at Texas							DNP
Sept. 28	Kansas State							DNP
Oct. 5	at Texas Tech							DNP
Oct. 19	Baylor	0	0	0	0	0	0	0
Oct. 26	at Iowa State							DNP
Nov. 2	TCU							DNP
Nov. 16	Kansas							
Nov. 23	at West Virginia							
Nov. 30	Oklahoma							

Brown's Career Passing Stats

Year	G	Effic	Cmp-Att-Int	Pct	Yds	TD	Lng	Avg/G
2015								JUCO
2016(UH)	13	139.31	209-335-7	62.4	2,488	19	56	191.38
2017(UH)	12	128.97	254-412-8	61.7	2,785	18	85	232.08
2018								



Select Players Game-by-Game Stats

7 LD Brown

Running Back | 5-9 | 191 | R-Junior
Dallas, Texas/DeSoto

Career Highs

Rushes	10, twice, last at TCU, 2018
Rushing Yards	110 vs. Missouri State, 2018
Long Rush	77 vs. Missouri State, 2018

Brown's 2017 Game-by-Game Rushing Stats

Date	Opponent	No.	Gain	Loss	Net	TD	Long	Avg.
Aug. 31	Tulsa	5	95	3	92	1	73	18.4
Sept. 8	at South Alabama	10	38	0	38	0	13	3.8
Sept. 16	at Pittsburgh	4	12	4	8	0	6	2.0
Sept. 23	TCU				DNP			
Sept. 30	at Texas Tech				DNP			
Oct. 14	Baylor	2	19	0	19	0	12	9.5
Oct. 21	at Texas	0	0	0	0	0	0	0
Oct. 28	at West Virginia	4	11	5	6	0	5	1.5
Nov. 4	Oklahoma	0	0	0	0	0	0	0
Nov. 11	at Iowa State	0	0	0	0	0	0	0
Nov. 18	Kansas State	0	0	0	0	0	0	0
Nov. 25	Kansas	8	49	1	48	2	29	6.0
Dec. 28	vs. Virginia Tech	1	12	0	12	0	12	12.0

Brown's 2017 Game-by-Game Receiving Stats

Date	Opponent	No.	Yds.	TD	Long
Aug. 31	Tulsa	0	0	0	0
Sept. 8	at South Alabama	0	0	0	0
Sept. 16	at Pittsburgh	0	0	0	0
Sept. 23	TCU				
Sept. 30	at Texas Tech				
Oct. 14	Baylor	0	0	0	0
Oct. 21	at Texas	0	0	0	0
Oct. 28	at West Virginia	0	0	0	0
Nov. 4	Oklahoma	0	0	0	0
Nov. 11	at Iowa State	0	0	0	0
Nov. 18	Kansas State	0	0	0	0
Nov. 25	Kansas	1	-2	0	-2
Dec. 28	vs. Virginia Tech	0	0	0	0

Brown's 2018 Game-by-Game Rushing Stats

Date	Opponent	No.	Gain	Loss	Net	TD	Long	Avg.
Aug. 30	Missouri State	9	110	0	110	1	77	12.2
Sept. 8	South Alabama	1	14	0	14	0	14	14.0
Sept. 15	Boise State				DNP			
Sept. 22	Texas Tech				DNP			
Sept. 29	at Kansas				DNP			
Oct. 6	Iowa State	0	0	0	0	0	0	0.0
Oct. 13	at Kansas State	0	0	0	0	0	0	0.0
Oct. 27	Texas	0	0	0	0	0	0	0.0
Nov. 3	at Baylor	0	0	0	0	0	0	0.0
Nov. 10	at Oklahoma	1	5	0	5	0	5	5.0
Nov. 17	West Virginia	4	26	0	26	0	14	6.5
Nov. 24	at TCU	10	17	12	5	0	8	0.5
Dec. 31	vs. Missouri	2	3	0	3	0	3	1.5

Brown's 2018 Game-by-Game Receiving Stats

Date	Opponent	No.	Yds.	TD	Long
Aug. 30	Missouri State	0	0	0	0
Sept. 8	South Alabama	0	0	0	0
Sept. 15	Boise State				
Sept. 22	Texas Tech				
Sept. 29	at Kansas				
Oct. 6	Iowa State	0	0	0	0
Oct. 13	at Kansas State	0	0	0	0
Oct. 27	Texas	0	0	0	0
Nov. 3	at Baylor	0	0	0	0
Nov. 10	at Oklahoma	0	0	0	0
Nov. 17	West Virginia	0	0	0	0
Nov. 24	at TCU	0	0	0	0
Dec. 31	vs. Missouri	0	0	0	0

Brown's 2019 Game-by-Game Rushing Stats

Date	Opponent	No.	Gain	Loss	Net	TD	Long	Avg.
Aug. 30	at Oregon State	7	12	4	8	1	5	1.1
Sept. 7	McNeese	4	10	0	10	0	7	2.5
Sept. 14	at Tulsa	5	22	0	22	0	9	4.4
Sept. 21	at Texas	1	0	-4	-4	0	0	-4.0
Sept. 28	Kansas State	4	25	0	25	0	10	6.2
Oct. 5	at Texas Tech	3	23	6	17	0	23	5.7
Oct. 19	Baylor	4	79	0	79	1	68	19.8
Oct. 26	at Iowa State	0	0	0	0	0	0	0
Nov. 2	TCU	0	0	0	0	0	0	0
Nov. 16	Kansas							
Nov. 23	at West Virginia							
Nov. 30	Oklahoma							

Brown's 2019 Game-by-Game Receiving Stats

Date	Opponent	No.	Yds.	TD	Long
Aug. 30	at Oregon State	0	0	0	0
Sept. 7	McNeese	0	0	0	0
Sept. 14	at Tulsa	0	0	0	0
Sept. 21	at Texas	0	0	0	0
Sept. 28	Kansas State	0	0	0	0
Oct. 5	at Texas Tech	0	0	0	0
Oct. 19	Baylor	2	17	0	9
Oct. 26	at Iowa State	0	0	0	0
Nov. 2	TCU	0	0	0	0
Nov. 16	Kansas				
Nov. 23	at West Virginia				
Nov. 30	Oklahoma				

Brown's Career Rushing Stats

Year	G	Att.	Gain	Loss	Net	Avg.	TD	Long	Avg./G
2017	11	34	236	13	223	6.6	3	73	20.3
2018	10	27	175	12	163	6.0	1	77	16.3
2019	9	28	171	14	157	5.6	2	68	17.4
Career	30	89	582	39	443	6.1	6	77	18.1

87 Logan Carter

Cowboy Back | 6-4 | 245 | R-Junior
Henrietta, Texas/Henrietta

Career Highs

Receptions	1, five times, last vs. Baylor, 2019
Receiving Yards	20 vs. West Virginia, 2018
Long Reception	20 vs. West Virginia, 2018

Carter's 2018 Game-by-Game Receiving Stats

Date	Opponent	No.	Yds.	TD	Long
Aug. 30	Missouri State	0	0	0	0
Sept. 8	South Alabama	0	0	0	0
Sept. 15	Boise State	0	0	0	0
Sept. 22	Texas Tech	0	0	0	0
Sept. 29	at Kansas	0	0	0	0
Oct. 6	Iowa State	0	0	0	0
Oct. 13	at Kansas State	0	0	0	0
Oct. 27	Texas	0	0	0	0
Nov. 3	at Baylor	0	0	0	0
Nov. 10	at Oklahoma	0	0	0	0
Nov. 17	West Virginia	1	20	1	20
Nov. 24	at TCU	0	0	0	0
Dec. 31	vs. Missouri	0	0	0	0

Carter's 2019 Game-by-Game Receiving Stats

Date	Opponent	No.	Yds.	TD	Long
Aug. 30	at Oregon State	1	1	0	1
Sept. 7	McNeese	1	6	0	6
Sept. 14	at Tulsa	0	0	0	0
Sept. 21	at Texas	0	0	0	0
Sept. 28	Kansas State	1	3	1	3
Oct. 5	at Texas Tech	0	0	0	0
Oct. 19	Baylor	1	0	0	0
Oct. 26	at Iowa State	0	0	0	0
Nov. 2	TCU	0	0	0	0
Nov. 16	Kansas				
Nov. 23	at West Virginia				
Nov. 30	Oklahoma				

Carter's Career Receiving Stats

Year	G	Rec.	Yds.	Avg.	TD	Long	Avg./G
2017	6	0	0	0.0	0	0	0.0
2018	13	1	20	20.0	1	20	1.5
2019	9	4	10	2.5	1	6	1.1
Career	28	5	30	6.0	2	20	1.1



Select Players Game-by-Game Stats

30 Chuba Hubbard

Running Back | 6-1 | 207 | R-Sophomore
Sherwood Park, Alberta, Canada/Bev Facy

Career Highs

Rushes	37 at Texas, 2019
Rushing Yards	296 vs. Kansas State, 2019
Rushing Touchdowns	3, four times, last at Texas Tech, 2019
Long Rush	92 vs. TCU, 2019
Receptions	5, twice, last vs. West Virginia, 2018
Receiving Yards	65 vs. Missouri State, 2018
Long Reception	54 vs. Missouri State, 2018

Hubbard's 2018 Game-by-Game Rushing Stats

Date	Opponent	No.	Gain	Loss	Net	TD	Long	Avg.
Aug. 30	Missouri State	7	42	0	42	0	19	6.0
Sept. 8	South Alabama	6	49	3	46	1	22	7.7
Sept. 15	Boise State	1	0	2	-2	0	-2	-2.0
Sept. 22	Texas Tech	4	14	1	13	0	7	3.2
Sept. 29	at Kansas	5	57	0	57	1	27	11.4
Oct. 6	Iowa State	2	22	0	22	0	12	11.0
Oct. 13	at Kansas State	1	6	0	6	0	6	6.0
Oct. 27	Texas	9	87	7	80	0	21	8.9
Nov. 3	at Baylor	10	51	0	51	0	8	5.1
Nov. 10	at Oklahoma	22	104	0	104	3	18	4.7
Nov. 17	West Virginia	26	138	4	134	0	23	5.2
Nov. 24	at TCU	13	50	8	42	1	15	3.2
Dec. 31	vs. Missouri	18	146	1	145	1	33	8.1

Hubbard's 2018 Game-by-Game Receiving Stats

Date	Opponent	No.	Yds.	TD	Long
Aug. 30	Missouri State	3	65	1	54
Sept. 8	South Alabama	0	0	0	0
Sept. 15	Boise State	0	0	0	0
Sept. 22	Texas Tech	0	0	0	0
Sept. 29	at Kansas	0	0	0	0
Oct. 6	Iowa State	0	0	0	0
Oct. 13	at Kansas State	4	35	0	14
Oct. 27	Texas	1	1	0	1
Nov. 3	at Baylor	1	18	0	18
Nov. 10	at Oklahoma	5	49	0	19
Nov. 17	West Virginia	5	24	1	14
Nov. 24	at TCU	0	0	0	0
Dec. 31	vs. Missouri	3	37	0	14

Hubbard's 2019 Game-by-Game Rushing Stats

Date	Opponent	No.	Gain	Loss	Net	TD	Long	Avg.
Aug. 30	at Oregon State	26	227	6	221	3	53	8.5
Sept. 7	McNeese	8	47	3	44	1	18	5.5
Sept. 14	at Tulsa	32	257	1	256	3	75	8.0
Sept. 21	at Texas	37	138	17	121	2	13	3.3
Sept. 28	Kansas State	25	296	0	296	1	84	11.8
Oct. 5	at Texas Tech	34	163	7	156	3	22	4.6
Oct. 19	Baylor	32	172	1	171	2	31	5.3
Oct. 26	at Iowa State	22	126	10	116	1	65	5.3
Nov. 2	TCU	20	227	4	223	2	92	11.1
Nov. 16	Kansas							
Nov. 23	at West Virginia							
Nov. 30	Oklahoma							

Hubbard's 2019 Game-by-Game Receiving Stats

Date	Opponent	No.	Yds.	TD	Long
Aug. 30	at Oregon State	0	0	0	0
Sept. 7	McNeese	0	0	0	0
Sept. 14	at Tulsa	0	0	0	0
Sept. 21	at Texas	2	14	0	8
Sept. 28	Kansas State	2	7	0	5
Oct. 5	at Texas Tech	1	1	0	1
Oct. 19	Baylor	1	2	0	2
Oct. 26	at Iowa State	2	11	0	6
Nov. 2	TCU	1	5	0	5
Nov. 16	Kansas				
Nov. 23	at West Virginia				
Nov. 30	Oklahoma				

Hubbard's Career Rushing Stats

Year	G	Att.	Gain	Loss	Net	Avg.	TD	Long	Avg./G
2018	13	124	766	26	740	6.0	7	33	56.9
2019	9	236	1653	49	1604	6.8	18	92	178.2
Career	22	360	2419	75	2344	6.5	25	92	106.5

Hubbard's Career Receiving Stats

Year	G	Rec.	Yds.	Avg.	TD	Long	Avg./G
2018	13	22	229	10.4	2	54	17.6
2019	9	9	40	4.4	0	8	4.4
Career	22	31	269	8.7	2	54	12.2

8 Braydon Johnson

Wide Receiver | 6-1 | 195 | R-Sophomore
Arlington, Texas/Bowie

Career Highs

Receptions	3 at Iowa State, 2019
Receiving Yards	69 vs. McNeese, 2019
Long Reception	69 vs. McNeese, 2019

Johnson's 2018 Game-by-Game Receiving Stats

Date	Opponent	No.	Yds.	TD	Long
Aug. 30	Missouri State	0	0	0	0
Sept. 8	South Alabama	0	0	0	0
Sept. 15	Boise State	0	0	0	0
Sept. 22	Texas Tech	0	0	0	0
Sept. 29	at Kansas	0	1	0	0
Oct. 6	Iowa State	0	0	0	0
Oct. 13	at Kansas State		DNP		
Oct. 27	Texas	1	6	0	6
Nov. 3	at Baylor	1	0	0	0
Nov. 10	at Oklahoma		DNP		
Nov. 17	West Virginia	0	0	0	0
Nov. 24	at TCU	0	0	0	0
Dec. 31	vs. Missouri	0	0	0	0

Johnson's 2019 Game-by-Game Receiving Stats

Date	Opponent	No.	Yds.	TD	Long
Aug. 30	at Oregon State	0	0	0	0
Sept. 7	McNeese	1	69	1	69
Sept. 14	at Tulsa	1	2	0	2
Sept. 21	at Texas	1	55	0	55
Sept. 28	Kansas State	0	0	0	0
Oct. 5	at Texas Tech	2	16	0	10
Oct. 19	Baylor	2	13	0	8
Oct. 26	at Iowa State	3	66	1	50
Nov. 2	TCU	1	47	0	47
Nov. 16	Kansas				
Nov. 23	at West Virginia				
Nov. 30	Oklahoma				

Johnson's Career Receiving Stats

Year	G	Rec.	Yds.	Avg.	TD	Long	Avg./G
2018	11	2	7	3.5	0	6	0.6
2019	9	11	268	24.4	2	69	29.8
Career	20	13	275	21.2	2	69	13.8

12 Jordan McCray

Wide Receiver | 6-6 | 187 | R-Senior
Marietta, Ga./North Cobb/South Alabama

Career Highs

Receptions	4, four times, last vs. McNeese, 2019
Receiving Yards	82 at Texas Tech, 2019
Long Reception	73 at Texas Tech, 2019

McCray's 2016 Game-by-Game Receiving Stats

Date	Opponent	No.	Yds.	TD	Long
Sept. 3	at Mississippi State	0	0	0	0
Sept. 10	Georgia Southern	2	45	0	37
Sept. 17	at La.-Lafayette		DNP		
Sept. 24	Nicholls	2	25	0	13
Oct. 1	San Diego State	0	0	0	0
Oct. 15	at Arkansas State	0	0	0	0
Oct. 20	Troy	0	0	0	0
Oct. 29	Georgia State	1	11	0	11
Nov. 5	at Louisiana-Monroe	0	0	0	0
Nov. 19	Presbyterian	0	0	0	0
Nov. 26	at Idaho	2	26	0	14
Dec. 3	New Mexico State	0	0	0	0
Dec. 30	vs. Air Force	0	0	0	0

McCray's 2017 Game-by-Game Receiving Stats

Date	Opponent	No.	Yds.	TD	Long
Sept. 2	at Ole Miss	2	12	0	8
Sept. 8	Oklahoma State	3	27	0	12
Sept. 16	Alabama A&M	0	0	0	0
Sept. 23	Idaho	1	10	0	10
Sept. 30	at Louisiana Tech		DNP		
Oct. 11	at Troy		DNP		
Oct. 21	Louisiana-Monroe	2	19	0	11
Oct. 26	at Georgia State	3	35	0	24
Nov. 4	Louisiana-Lafayette	1	6	0	6
Nov. 11	Arkansas State	4	72	0	41
Nov. 18	at Georgia Southern	2	15	0	8
Dec. 2	at New Mexico State	4	74	1	27

McCray's 2018 Game-by-Game Receiving Stats

Date	Opponent	No.	Yds.	TD	Long
Sept. 1	Louisiana Tech	2	14	0	9
Sept. 8	at Oklahoma State	3	19	0	9
Sept. 15	Texas State	4	31	1	23
Sept. 22	at Memphis	2	4	0	8
Sept. 29	at Appalachian State	3	43	0	34
Oct. 6	at Georgia Southern	2	0	0	5
Oct. 13	Alabama State	2	12	1	9
Oct. 23	Troy	3	60	1	26
Nov. 3	at Arkansas State	1	9	0	9
Nov. 10	Louisiana-Monroe	3	45	1	34
Nov. 17	at La.-Lafayette	2	24	0	15
Nov. 23	Coastal Carolina	2	12	0	8

McCray's 2019 Game-by-Game Receiving Stats

Date	Opponent	No.	Yds.	TD	Long
Aug. 30	at Oregon State	2	22	0	14
Sept. 7	McNeese	4	45	0	13
Sept. 14	at Tulsa	0	0	0	0
Sept. 21	at Texas	1	10	0	10
Sept. 28	Kansas State	0	0	0	0
Oct. 5	at Texas Tech	2	82	1	73
Oct. 19	Baylor	2	14	1	9
Oct. 26	at Iowa State	0	0	0	0
Nov. 2	TCU	2	3	0	3
Nov. 16	Kansas				
Nov. 23	at West Virginia				
Nov. 30	Oklahoma				

McCray's Career Receiving Stats

Year	G	Rec.	Yds.	Avg.	TD	Long	Avg./G
2016(USA)	12	7	107	15.3	0	37	8.9
2017(USA)	10	22	270	12.3	1	41	27.0
2018(USA)	12	29	273	9.4	4	34	22.8
2019	9	13	176	13.5	2	73	19.6
Career	43	71	826	11.6	7	73	19.2



Select Players Game-by-Game Stats

35 C.J. Moore

Wide Receiver | 6-5 | 175 | R-Freshman
Tulsa, Okla./Union

Career Highs

Receptions	2 at Oregon State, 2019
Receiving Yards	59 vs. McNeese, 2019
Long Reception	59 vs. McNeese, 2019

Moore's 2018 Game-by-Game Receiving Stats (Redshirt)

Date	Opponent	No.	Yds.	TD	Long
Aug. 30	Missouri State		DNP		
Sept. 8	South Alabama		DNP		
Sept. 15	Boise State		DNP		
Sept. 22	Texas Tech		DNP		
Sept. 29	at Kansas		DNP		
Oct. 6	Iowa State		DNP		
Oct. 13	at Kansas State		DNP		
Oct. 27	Texas		DNP		
Nov. 3	at Baylor		DNP		
Nov. 10	at Oklahoma		DNP		
Nov. 17	West Virginia		DNP		
Nov. 24	at TCU		DNP		
Dec. 31	vs. Missouri	0	0	0	0

Moore's 2019 Game-by-Game Receiving Stats

Date	Opponent	No.	Yds.	TD	Long
Aug. 30	at Oregon State	2	16	1	0
Sept. 7	McNeese	1	59	1	59
Sept. 14	at Tulsa	0	0	0	0
Sept. 21	at Texas	0	0	0	0
Sept. 28	Kansas State		DNP		
Oct. 5	at Texas Tech		DNP		
Oct. 19	Baylor		DNP		
Oct. 26	at Iowa State		DNP		
Nov. 2	TCU		DNP		
Nov. 16	Kansas				
Nov. 23	at West Virginia				
Nov. 30	Oklahoma				

Moore's Career Receiving Stats

Year	G	Rec.	Yds.	Avg.	TD	Long	Avg./G
2018 (RS)	1	0	0	0	0	0	0.0
2019	4	3	75	25.0	2	59	18.8
Career	5	3	75	25.0	2	59	15.0

3 Spencer Sanders

Quarterback | 6-2 | 195 | R-Freshman
Denton, Texas/Ryan

Career Highs

Completions	22 at Texas Tech, 2019
Attempts	37 at Texas Tech, 2019
Yards	290 at Texas Tech, 2019
Passing TD	3, twice, last vs. McNeese, 2019
Long Pass	90 at Tulsa, 2019
Rushes	18 at Texas, 2019
Rushing Yards	109, twice, last at Texas, 2019
Rushing Touchdowns	1, twice, last at Texas, 2019
Long Rush	33 at Texas, 2019

Sanders' 2019 Game-by-Game Passing Stats

Date	Opponent	Cmp	Att	INT	Yds	TD	Long	Sack
Aug. 30	at Oregon State	19	24	0	203	3	36	1
Sept. 7	McNeese	12	18	0	250	3	75	1
Sept. 14	at Tulsa	12	22	1	169	1	90	0
Sept. 21	at Texas	19	32	2	268	0	55	2
Sept. 28	Kansas State	16	25	2	153	1	53	2
Oct. 5	at Texas Tech	22	37	3	290	2	73	7
Oct. 19	Baylor	18	32	1	157	1	29	2
Oct. 26	at Iowa State	16	24	1	249	2	71	0
Nov. 2	TCU	9	15	1	158	2	57	3
Nov. 16	Kansas							
Nov. 23	at West Virginia							
Nov. 30	Oklahoma							

Sanders' 2019 Game-by-Game Rushing Stats

Date	Opponent	No.	Gain	Loss	Net	TD	Long	Avg.
Aug. 30	at Oregon State	13	119	10	109	0	30	8.4
Sept. 7	McNeese	12	62	11	51	0	11	4.2
Sept. 14	at Tulsa	9	65	6	59	1	27	6.6
Sept. 21	at Texas	18	118	9	109	1	33	6.1
Sept. 28	Kansas State	14	76	24	52	0	29	3.7
Oct. 5	at Texas Tech	19	82	36	46	0	20	2.4
Oct. 19	Baylor	14	49	18	31	0	9	2.2
Oct. 26	at Iowa State	8	46	3	43	0	20	5.4
Nov. 2	TCU	19	106	18	88	0	23	4.6
Nov. 16	Kansas							
Nov. 23	at West Virginia							
Nov. 30	Oklahoma							

Sanders' Career Passing Stats

Year	G	Effic	Cmp-Att-Int	Pct	Yds	TD	Lng	Avg/G
2019	9	144.04	143-229-11	62.4	1,897	15	90	210.8
Career	9	144.04	143-229-11	62.4	1,897	15	90	210.8

Sanders' Career Rushing Stats

Year	G	Att.	Gain	Loss	Net	Avg.	TD	Long	Avg./G
2019	9	126	723	135	588	4.7	2	33	65.3
Career	9	126	723	135	588	4.7	2	33	65.3

17 Dillon Stoner

Wide Receiver | 6-0 | 198 | R-Junior
Tulsa, Okla./Jenks

Career Highs

Receptions	9 vs. West Virginia, 2018
Receiving Yards	127 vs. West Virginia, 2018
Long Reception	76 vs. Kansas, 2018

Stoner's 2016 Game-by-Game Receiving Stats (Redshirt)

Date	Opponent	No.	Yds.	TD	Long
Sept. 3	SE Louisiana	2	27	0	17
Sept. 10	Central Michigan	0	0	0	0
Sept. 17	Pittsburgh	0	0	0	0
Sept. 24	at Baylor	3	0	0	4
Oct. 1	Texas		DNP		
Oct. 8	Iowa State		DNP		
Oct. 22	at Kansas		DNP		
Oct. 29	West Virginia		DNP		
Nov. 5	at Kansas State		DNP		
Nov. 12	Texas Tech		DNP		
Nov. 19	at TCU		DNP		
Dec. 3	at Oklahoma		DNP		

Stoner's 2017 Game-by-Game Receiving Stats

Date	Opponent	No.	Yds.	TD	Long
Aug. 31	Tulsa	4	18	0	7
Sept. 8	at South Alabama	2	24	0	13
Sept. 16	at Pittsburgh	5	100	1	54
Sept. 23	TCU	3	39	1	14
Sept. 30	at Texas Tech	1	21	0	21
Oct. 14	Baylor		DNP		
Oct. 21	at Texas	2	15	0	8
Oct. 28	at West Virginia	3	44	0	27
Nov. 4	Oklahoma	4	53	0	30
Nov. 11	at Iowa State	4	41	1	19
Nov. 18	Kansas State	8	73	1	16
Nov. 25	Kansas	4	113	1	76
Dec. 28	vs. Virginia Tech	4	35	1	17

Stoner's 2018 Game-by-Game Receiving Stats

Date	Opponent	No.	Yds.	TD	Long
Aug. 30	Missouri State	4	29	0	9
Sept. 8	South Alabama	4	54	0	20
Sept. 15	Boise State	5	68	1	32
Sept. 22	Texas Tech	1	22	0	22
Sept. 29	at Kansas		DNP		
Oct. 6	Iowa State	1	31	0	31
Oct. 13	at Kansas State	1	11	0	11
Oct. 27	Texas	4	33	0	13
Nov. 3	at Baylor	4	60	0	26
Nov. 10	at Oklahoma	5	70	0	23
Nov. 17	West Virginia	9	127	0	26
Nov. 24	at TCU	4	39	0	24
Dec. 31	vs. Missouri	6	59	1	30

Stoner's 2019 Game-by-Game Receiving Stats

Date	Opponent	No.	Yds.	TD	Long
Aug. 30	at Oregon State	5	31	0	14
Sept. 7	McNeese	3	25	0	13
Sept. 14	at Tulsa	4	32	0	11
Sept. 21	at Texas	6	55	0	23
Sept. 28	Kansas State	1	5	0	5
Oct. 5	at Texas Tech	5	76	0	29
Oct. 19	Baylor	0	0	0	0
Oct. 26	at Iowa State	1	8	0	8
Nov. 2	TCU	3	93	2	57
Nov. 16	Kansas				
Nov. 23	at West Virginia				
Nov. 30	Oklahoma				

Stoner's Career Receiving Stats

Year	G	Rec.	Yds.	Avg.	TD	Long	Avg./G
2016 (RS)	4	5	27	5.4	0	17	6.8
2017	12	44	576	13.1	6	76	48.0
2018	12	48	603	12.6	2	32	50.3
2019	9	28	325	11.6	2	57	36.1
Career	37	125	1,531	12.2	10	76	41.4



Select Players Game-by-Game Stats

2 Tylan Wallace

Wide Receiver | 6-0 | 185 | Junior
Fort Worth, Texas/South Hills

Career Highs

Receptions	11 at Texas Tech, 2019
Receiving Yards	222 vs. Texas, 2018
Long Reception	90 at Tulsa, 2019

Wallace's 2017 Game-by-Game Receiving Stats

Date	Opponent	No.	Yds.	TD	Long
Aug. 31	Tulsa	0	0	0	0
Sept. 8	at South Alabama	1	7	0	7
Sept. 16	at Pittsburgh	2	49	0	39
Sept. 23	TCU	0	0	0	0
Sept. 30	at Texas Tech	0	0	0	0
Oct. 14	Baylor	0	0	0	0
Oct. 21	at Texas	0	0	0	0
Oct. 28	at West Virginia	0	0	0	0
Nov. 4	Oklahoma	0	0	0	0
Nov. 11	at Iowa State	3	49	0	25
Nov. 18	Kansas State	1	13	0	13
Nov. 25	Kansas	0	0	0	0
Dec. 28	vs. Virginia Tech	0	0	0	0

Wallace's 2018 Game-by-Game Receiving Stats

Date	Opponent	No.	Yds.	TD	Long
Aug. 30	Missouri State	4	48	1	21
Sept. 8	South Alabama	10	166	1	33
Sept. 15	Boise State	5	105	0	43
Sept. 22	Texas Tech	7	123	0	31
Sept. 29	at Kansas	4	104	1	56
Oct. 6	Iowa State	5	82	1	42
Oct. 13	at Kansas State	5	90	0	45
Oct. 27	Texas	10	222	2	49
Nov. 3	at Baylor	8	122	1	33
Nov. 10	at Oklahoma	10	220	2	49
Nov. 17	West Virginia	7	62	2	14
Nov. 24	at TCU	4	64	0	29
Dec. 31	vs. Missouri	7	83	1	19

Wallace's 2019 Game-by-Game Receiving Stats

Date	Opponent	No.	Yds.	TD	Long
Aug. 30	at Oregon State	5	92	2	36
Sept. 7	McNeese	5	180	3	75
Sept. 14	at Tulsa	5	118	1	90
Sept. 21	at Texas	5	83	0	35
Sept. 28	Kansas State	8	145	0	33
Oct. 5	at Texas Tech	11	85	1	14
Oct. 19	Baylor	6	69	0	29
Oct. 26	at Iowa State	8	131	1	71
Nov. 2	TCU		DNP		
Nov. 16	Kansas				
Nov. 23	at West Virginia				
Nov. 30	Oklahoma				

Wallace's Career Receiving Stats

Year	G	Rec.	Yds.	Avg.	TD	Long	Avg./G
2017	13	7	118	16.9	0	39	9.1
2018	13	86	1,491	17.3	12	56	114.7
2019	8	53	903	17.0	8	90	112.9
Career	34	146	2,512	17.2	20	90	73.9

1 Landon Wolf

Wide Receiver | 5-11 | 174 | R-Junior
Tulsa, Okla./East Central

Career Highs

Receptions	6, three times, last at TCU, 2018
Receiving Yards	116 at Kansas, 2018
Long Reception	42 at Kansas, 2018

Wolf's 2018 Game-by-Game Receiving Stats

Date	Opponent	No.	Yds.	TD	Long
Aug. 30	Missouri State	2	24	0	13
Sept. 8	South Alabama	2	17	0	16
Sept. 15	Boise State	0	0	0	0
Sept. 22	Texas Tech	0	0	0	0
Sept. 29	at Kansas	6	116	1	42
Oct. 6	Iowa State	6	63	1	27
Oct. 13	at Kansas State	0	0	0	0
Oct. 27	Texas	2	23	0	20
Nov. 3	at Baylor	0	-3	0	-3
Nov. 10	at Oklahoma	2	19	0	10
Nov. 17	West Virginia	4	47	0	15
Nov. 24	at TCU	6	40	0	11
Dec. 31	vs. Missouri	3	16	0	8

Wolf's 2019 Game-by-Game Receiving Stats

Date	Opponent	No.	Yds.	TD	Long
Aug. 30	at Oregon State	4	41	0	20
Sept. 7	McNeese	1	-1	0	-1
Sept. 14	at Tulsa	2	17	0	9
Sept. 21	at Texas	2	29	0	23
Sept. 28	Kansas State	3	-5	0	6
Oct. 5	at Texas Tech	1	30	0	30
Oct. 19	Baylor	1	12	0	12
Oct. 26	at Iowa State	0	0	0	0
Nov. 2	TCU	2	10	0	5
Nov. 16	Kansas				
Nov. 23	at West Virginia				
Nov. 30	Oklahoma				

Wolf's Career Receiving Stats

Year	G	Rec.	Yds.	Avg.	TD	Long	Avg./G
2017	13	0	0	0	0	0	0.0
2018	13	33	362	10.9	2	42	27.8
2019	9	16	133	8.3	0	30	14.8
Career	35	49	495	10.1	2	42	14.1

89 Jelani Woods

Cowboy Back | 6-7 | 265 | R-Sophomore
Ellenwood, Ga./Cedar Grove

Career Highs

Receptions	5 vs. Baylor, 2019
Receiving Yards	33 at Iowa State, 2019
Long Reception	32 vs. South Alabama, 2018

Woods' 2018 Game-by-Game Receiving Stats

Date	Opponent	No.	Yds.	TD	Long
Aug. 30	Missouri State	0	0	0	0
Sept. 8	South Alabama	1	32	0	32
Sept. 15	Boise State	0	0	0	0
Sept. 22	Texas Tech	1	19	0	19
Sept. 29	at Kansas	1	5	0	5
Oct. 6	Iowa State	2	33	1	19
Oct. 13	at Kansas State	0	0	0	0
Oct. 27	Texas	1	16	1	16
Nov. 3	at Baylor	0	0	0	0
Nov. 10	at Oklahoma	1	15	0	15
Nov. 17	West Virginia	0	0	0	0
Nov. 24	at TCU		DNP		
Dec. 31	vs. Missouri		DNP		

Woods' 2019 Game-by-Game Receiving Stats

Date	Opponent	No.	Yds.	TD	Long
Aug. 30	at Oregon State	0	0	0	0
Sept. 7	McNeese	0	0	0	0
Sept. 14	at Tulsa	0	0	0	0
Sept. 21	at Texas	2	22	0	14
Sept. 28	Kansas State	1	-2	0	-2
Oct. 5	at Texas Tech	0	0	0	0
Oct. 19	Baylor	5	32	0	10
Oct. 26	at Iowa State	2	33	0	30
Nov. 2	TCU	0	0	0	0
Nov. 16	Kansas				
Nov. 23	at West Virginia				
Nov. 30	Oklahoma				

Woods' Career Receiving Stats

Year	G	Rec.	Yds.	Avg.	TD	Long	Avg./G
2018	11	7	120	17.1	2	32	10.9
2019	9	10	85	8.5	0	30	9.4
Career	20	17	205	12.1	2	32	10.2



Career Highs for Defensive Players (Sorted by Last Name)

24 Jarrick Bernard - S

Tackles	14 vs. Texas Tech, 2018
TFL	1.0, three times, last at Baylor, 2018
Sacks	1.0, twice, last vs. Kansas State, 2018
Interceptions	1, twice, last vs. TCU, 2019

1 Calvin Bundage - LB

Tackles	12 vs. Boise State, 2018
TFL	2.5 vs. Kansas State, 2017
Sacks	2.0 vs. Oklahoma, 2017

98 Brendon Evers - DT

Tackles	2, four times, last at Texas, 2019
TFL	1.0 at Baylor, 2018
Sacks	1.0 at Baylor, 2018

94 Trace Ford - DE

Tackles	4, twice, last at Tulsa, 2019
Interceptions	No career interceptions
TFL	1.0, twice, last at Texas Tech, 2019
Sacks	1.0, twice, last at Texas Tech, 2019
Pass Break Ups	2 at Oregon State, 2019

4 A.J. Green - CB

Tackles	9 at Iowa State, 2019
TFL	1.5 vs. TCU, 2017
Pass Break Ups	3 vs. West Virginia, 2018
Interceptions	2 at West Virginia, 2017

16 Devin Harper - LB

Tackles	9 at Kansas, 2018
Sacks	1.5 vs. Boise State, 2018
TFL	1.5 vs. Boise State, 2018
Interceptions	1 vs. South Alabama, 2018

31 Kolby Harvell-Peel - S

Tackles	10 at Tulsa, 2019
Sacks	1.0, twice, last at Tulsa, 2019
TFL	2.0 at TCU, 2018
Pass Break Ups	6 at Iowa State, 2019
Interceptions	2 vs. TCU, 2019

33 Kevin Henry - LB

Tackles	6 vs. Tulsa, 2017
TFL	1.0, twice, last vs. Baylor, 2019
Sacks	No career sacks

42 Jayden Jernigan - DE

Tackles	5 at Tulsa, 2019
Interceptions	No career interceptions
TFL	1.0, three times, last vs. TCU, 2019
Sacks	1.0, twice, last vs. TCU, 2019
Pass Break Ups	No career pass break ups

81 Tyler Lacy - DE

Tackles	6, at Tulsa, 2019
TFL	0.5 at Tulsa, 2019
Sacks	1.0 vs TCU, 2019
Pass Break Ups	1, twice, last at Iowa State, 2019

40 Brock Martin - DE

Tackles	8 at Tulsa, 2019
Interceptions	No career interceptions
TFL	1.5 at Texas Tech, 2019
Sacks	1.0 vs. South Alabama, 2018
Fumbles Recovered	1, twice, last vs. Kansas State, 2019
Pass Break Ups	1 at Texas, 2019

2 Tanner McCalister - S

Tackles	6 vs. TCU, 2019
TFL	1.0 vs. TCU, 2019
Interceptions	No career interceptions
Pass Break Ups	1 at Oklahoma, 2018

92 Cameron Murray - DT

Tackles	4, twice, last vs. Baylor, 2019
TFL	1.0, three times, last vs. TCU, 2019
Sacks	0.5 at Iowa State, 2019
Pass Break Ups	1 at Oregon State, 2019

11 Amen Ogbongbemiga - LB

Tackles	11 at Texas, 2019
TFL	2.5 at Tulsa, 2019
Sacks	1.5 at Tulsa, 2019
Interceptions	1 at Iowa State, 2019

38 Philip Redwine-Bryant - LB

Tackles	5 vs. McNeese, 2019
Interceptions	1 vs. McNeese, 2019
TFL	No career TFL
Sacks	No career sacks
Pass Break Ups	No career pass break ups

20 Malcolm Rodriguez - S

Tackles	12 at Oklahoma, 2018
TFL	2.5 vs. West Virginia, 2018
Pass Break Ups	1, four times, last at Iowa State, 2019
Interceptions	1 at Iowa State, 2019
Sacks	1 vs. TCU, 2019

91 Mike Scott - DE

Tackles	3, twice, last vs. Tulsa, 2019
Interceptions	No career interceptions
TFL	2.0 at Tulsa, 2019
Sacks	2.0 at Tulsa, 2019

5 Kemah Siverand - CB

Tackles	4 vs. Missouri, 2018
Pass Break Ups	1 vs. South Alabama, 2018
Interceptions	No career interceptions

3 Tre Sterling - S

Tackles	9 at Oregon State, 2019
TFL	1.5 at Oregon State, 2019
Pass Break Ups	1, four times, last at Texas Tech, 2019
Interceptions	1 at Iowa State, 2019

25 Jason Taylor - S

Tackles	2, twice, last vs. McNeese, 2019
Pass Break Ups	No career pass break ups
Interceptions	No career interceptions

35 Samuela Tuihalamaka - DT

Tackles	6 at Tulsa, 2019
Interceptions	No career interceptions
TFL	0.5, twice, last at Texas, 2019
Sacks	1.0 vs. McNeese, 2019
Pass Break Ups	No career pass break ups

8 Rodarius Williams - CB

Tackles	9, twice, last at Oregon State, 2019
TFL	1.0, three times, last vs. McNeese, 2019
Pass Break Ups	2, four times, last vs. Iowa St., 2018
Interceptions	1 at Baylor, 2018



Starting Lineups/Player Career Starts

Game-by-Game Starting Lineups

Starting Lineups - Offense

		LT	LG	C	RG	RT	WR	WR/CW	WR/CW	CW	RB	QB
8/30	at Oregon State	Galloway	Keyes	Wilson	Bray	Jenkins	Wallace	McCray	Carter	Woods	Hubbard	Sanders
9/7	McNeese	Galloway	Keyes	Wilson	Bray	Jenkins	Wallace	McCray	Stoner	Woods	Hubbard	Sanders
9/14	at Tulsa	Galloway	Keyes	Wilson	Bray	Jenkins	Wallace	McCray	Stoner	Woods	Hubbard	Sanders
9/21	at Texas	Galloway	Keyes	Wilson	Bray	Jenkins	Wallace	McCray	Stoner	Woods	Hubbard	Sanders
9/28	Kansas State	Bray	Keyes	Schneider	Wilson	Anthony	Wallace	McCray	Stoner	Carter	Hubbard	Sanders
10/5	at Texas Tech	Jenkins	Keyes	Wilson	Anthony	Bray	Wallace	Carter	Stoner	Woods	Hubbard	Sanders
10/19	Baylor	Jenkins	Keyes	Wilson	Anthony	Bray	Wallace	McCray	Stoner	Woods	Hubbard	Sanders
10/26	at Iowa State	Jenkins	Keyes	Wilson	Schneider	Bray	Wallace	McCray	Stoner	Woods	Hubbard	Sanders
11/2	TCU	Galloway	Keyes	Schneider	Anthony	Jenkins	Wolf	Johnson	Stoner	Woods	Hubbard	Sanders
11/16	Kansas											
11/23	at West Virginia											
11/30	Oklahoma											

Starting Lineups - Defense

		DE/DT	DT	DT/LB	DE	LB	LB	CB	S	S	S	CB
8/30	at Oregon State	Lacy	Murray	Evers	Martin	Ogbongbemiga	Rodriguez	Green	Sterling	Bernard	Harvell-Peel	Williams
9/7	McNeese	Lacy	Murray	Evers	Martin	Ogbongbemiga	Rodriguez	Green	Sterling	Bernard	Harvell-Peel	Williams
9/14	at Tulsa	Lacy	Murray	Tuihalamaka	Martin	Ogbongbemiga	Rodriguez	Green	Sterling	Bernard	Harvell-Peel	Williams
9/21	at Texas	Lacy	Murray	Evers	Martin	Ogbongbemiga	Rodriguez	Green	Sterling	Bernard	Harvell-Peel	Williams
9/28	Kansas State	Antwine	Murray	Tuihalamaka	Martin	Ogbongbemiga	Rodriguez	Green	Sterling	Bernard	Harvell-Peel	Williams
10/5	at Texas Tech	Antwine	Murray	Tuihalamaka	Martin	Ogbongbemiga	Rodriguez	Green	Sterling	Bernard	Harvell-Peel	Williams
10/19	Baylor	Antwine	Murray	D. Harper	Martin	Ogbongbemiga	Rodriguez	Green	Sterling	Bernard	Harvell-Peel	Williams
10/26	at Iowa State	Lacy	Murray	Antwine	Ford	Ogbongbemiga	Rodriguez	Green	Sterling	Bernard	Harvell-Peel	Williams
11/2	TCU	Lacy	Murray	Antwine	Ford	Ogbongbemiga	Rodriguez	Green	McCalister	Bernard	Harvell-Peel	Williams
11/16	Kansas											
11/23	at West Virginia											
11/30	Oklahoma											

Career Consecutive and Total Starts

Player, Pos.	Yr.	Consecutive Starts	Total Starts	-----Starts by Year-----				Player, Pos.	Yr.	Consecutive Starts	Total Starts	-----Starts by Year-----			
				2019	2018	2017	2016					2019	2018	2017	2016
A.J. Green, CB	Sr.	35	35	9	13	13	0	Johnny Wilson, OL	RSr.	0	30	8	12	10	0
Rodarius Williams, CB	RJr.	35	35	9	13	13	0	Tylan Wallace, WR	Jr.	0	21	8	13	0	0
Marcus Keyes, OL	RSr.	20	46	9	11	13	13	Calvin Bundage, LB	Sr.	0	20	0	11	9	0
Jarrick Bernard, S	So.	18	18	9	9	0	0	Jordan McCray, WR	RSr.	0	16	7	5	4	0
Malcolm Rodriguez, LB	Jr.	15	19	9	10	0	0	Tre Sterling, S	RSr.	0	8	8	0	0	0
Chuba Hubbard, RB	RSr.	13	13	9	4	0	0	Bryce Bray, OL	RFr.	0	8	8	0	0	0
Kolby Harvell-Peel, S	So.	9	13	9	4	0	0	Brock Martin, DL	RSr.	0	7	7	0	0	0
Cameron Murray, DT	RJr.	9	9	9	0	0	0	Logan Carter, CW	RJr.	0	4	3	1	0	0
Armen Ogbongbemiga, LB	RJr.	9	9	9	0	0	0	Brendon Evers, DL	RSr.	0	3	3	0	0	0
Spencer Sanders, QB	RFr.	9	9	9	0	0	0	Samuela, Tuihalamaka, DT	RFr.	0	3	3	0	0	0
Dillon Stoner, WR	RJr.	8	21	8	7	6	0	Devin Harper, LB	RJr.	0	2	1	1	0	0
Israel Antwine, DT	So.	5	16	5	11	0	0	Kevin Henry, LB	RSr.	0	1	0	1	0	0
Tevin Jenkins, OL	RJr.	4	24	8	13	3	0								
Jelani Woods, CW	RSr.	4	15	8	7	0	0								
Tyler Lacy, DL	RFr.	2	6	6	0	0	0								
Ry Schneider, OL	RJr.	2	4	3	1	0	0								
Trace Ford, DL	Fr.	2	2	2	0	0	0								
Dylan Galloway, OL	RJr.	1	10	5	5	0	0								
Landon Wolf, WR	RJr.	1	4	1	3	0	0								
Hunter Anthony, OL	RFr.	1	4	4	0	0	0								
Braydon Johnson, WR	RSr.	1	1	1	0	0	0								
Tanner McCalister, S	So.	1	1	1	0	0	0								

Game-by-Game Captains

8/30	Oregon State	Stoner	Green	Rodriguez	Redwine-Bryant
9/7	McNeese	Stoner	Keyes	Rodriguez	McCalister
9/14	at Tulsa	Wallace	Green	Ogbongbemiga	Balous
9/21	at Texas	Wallace	Green	Metcalf	Wilson
9/28	Kansas State	Keyes	Harvell-Peel	Rodriguez	Siverand
10/5	at Texas Tech	Carter	Wolf	Henry	Redwine-Bryant
10/19	Baylor	Hubbard	Havrvell-Peel	Ogbongbemiga	Redwine-Bryant
10/26	at Iowa State	Hubbard	Stoner	Balous	Rodriguez
11/2	TCU	Ammedola	Stoner	Harvell-Peel	Rodriguez
11/16	Kansas				
11/23	at West Virginia				
11/30	Oklahoma				



Explosive Plays/Scoring Summary

Passing plays - 20 yards or longer (28)

Yds	Connection	Opponent	Result of Pass	Result of Drive
90	Sanders to Wallace	Tulsa	Touchdown	Touchdown
75	Sanders to Wallace	McNeese	Touchdown	Touchdown
73	Sanders to McCray	Texas Tech	Touchdown	Touchdown
71	Sanders to Wallace	Iowa State	Touchdown	Touchdown
69	Sanders to Wallace	McNeese	Touchdown	Touchdown
69	Brown to Johnson	McNeese	Touchdown	Touchdown
59	Brown to Moore	McNeese	Touchdown	Touchdown
57	Sanders to Stoner	TCU	Touchdown	Touchdown
55	Sanders to Johnson	Texas	1st and Goal at UT 3	Touchdown
50	Sanders to Johnson	Iowa State	Touchdown	Touchdown
47	Sanders to Johnson	TCU	1st and 10 at TCU 47	Punt
36	Sanders to Wallace	Oregon State	Touchdown	Touchdown
33	Sanders to Johnson	Kansas State	1st and 10 at KS 25	Field Goal
30	Sanders to Wolf	Texas Tech	1st and Goal at TTU 5	Touchdown
30	Sanders to Woods	Iowa State	1st and 10 at ISU 40	Field Goal
29	Sanders to Wallace	Baylor	1st and 10 at BU 18	Touchdown
29	Sanders to Stoner	Texas Tech	1st and 10 at TTU 35	Touchdown
29	Sanders to Wallace	McNeese	1st and 10 at MCN 34	Touchdown
25	Sanders to Wallace	Kansas State	1st and 10 at 50	Punt
23	Sanders to Wolf	Texas	1st and Goal at UT 4	Field Goal
23	Sanders to Stoner	Texas	1st and 10 at OSU 45	Downs
23	Sanders to Wallace	Oregon State	1st and 10 at OSU 49	Touchdown
22	Sanders to Wallace	Kansas State	1st and 10 at KS 32	Field Goal
22	Sanders to Stoner	TCU	Touchdown	Touchdown
21	Sanders to Wallace	Oregon State	Touchdown	Touchdown
20	Hutton to Metcalf	Baylor	1st and 10 at BU 37	Touchdown
20	Sanders to Wallace	Oregon State	1st and Goal at ORST 5	Touchdown
20	Sanders to Wallace	Texas	1st and 10 at OSU 40	Field Goal

Running plays - 20 yards or longer (29)

Yds	Rusher	Opponent	Result of Rush	Result of Drive
92	Chuba Hubbard	TCU	Touchdown	Touchdown
84	Chuba Hubbard	Kansas State	Touchdown	Touchdown
75	Chuba Hubbard	Tulsa	Touchdown	Touchdown
68	LD Brown	Baylor	Touchdown	Touchdown
65	Chuba Hubbard	Iowa State	Touchdown	Touchdown
62	Chuba Hubbard	TCU	Touchdown	Touchdown
53	Chuba Hubbard	Oregon State	Touchdown	Touchdown
53	Chuba Hubbard	Kansas State	1st and 10 at KS 40	Downs
44	Chuba Hubbard	Kansas State	1st and 10 at KS 19	Field Goal
33	Spencer Sanders	Texas	1st and 10 at UT 13	Touchdown
33	Chuba Hubbard	Tulsa	Touchdown	Touchdown
33	Chuba Hubbard	Oregon State	1st and 10 at ORST 15	Touchdown
31	Chuba Hubbard	Baylor	1st and Goal at BU 10	Interception
30	Chuba Hubbard	Baylor	1st and 10 at BU 45	Downs
30	Chuba Hubbard	Tulsa	Touchdown	Touchdown
30	Spencer Sanders	Oregon State	1st and 10 at ORST 14	Touchdown
29	Spencer Sanders	Kansas State	1st and 10 at KS 35	Interception
27	Spencer Sanders	Tulsa	Touchdown	Touchdown
26	Chuba Hubbard	Oregon State	1st and 10 at ORST 25	Touchdown
23	LD Brown	Texas Tech	1st and 10 at TTU 19	Fumble
23	Spencer Sanders	Oregon State	1st and 10 at OSU 44	Field Goal
23	Spencer Sanders	TCU	1st and 10 at OSU 43	Touchdown
22	Chuba Hubbard	Texas Tech	1st and 10 at TTU 24	Touchdown
21	Spencer Sanders	Oregon State	1st and 10 at ORST 35	Touchdown
21	Spencer Sanders	Tulsa	1st and 10 at TLS 42	Touchdown
20	Spencer Sanders	Texas Tech	1st and 10 at TTU 13	Touchdown
20	Chuba Hubbard	Tulsa	1st and 10 at OSU	Punt
20	Chuba Hubbard	Kansas State	1st and 10 at KS 16	Field Goal
20	Spencer Sanders	Iowa State	1st and 10 at OSU 38	Touchdown

Kick returns - 30 yards or longer (0)

Yds	Returner	Opponent	Result of Return	Result of Drive
-	-	-	-	-

Punt returns - 20 yards or longer (2)

Yds	Returner	Opponent	Result of Return	Result of Drive
25	Dillon Stoner	Iowa State	1st and 10 at OSU 43	Down
22	Dillon Stoner	Baylor	1st and 10 at OSU 40	Touchdown

Interception/fumble returns - 20 yards or longer (3)

Yds	Returner	Opponent	Result of Return	Result of Drive
27	A.J. Green	McNeese	Touchdown	Touchdown
26	Malcolm Rodriguez	Iowa State	Touchdown	Touchdown
22	Kolby Harvell-Peel	Texas	1st and 10 at UT 31	Downs

Aug. 30 at Oregon State

Qtr.	Time	Plays	Yds.	Elapsed
1	9:13	9	70	3:47
2	13:33	14	71	5:03
2	9:41	7	86	2:34
2	6:45	5	51	1:51
2	2:02	8	80	3:14
3	12:20	10	75	2:40
3	7:54	6	75	1:56
4	9:39	8	75	3:22

Sept. 7 vs. McNeese

Qtr.	Time	Plays	Yds.	Elapsed
1	14:15	-	-	-
1	1:29	2	73	0:30
2	7:43	15	91	4:13
2	1:29	11	91	3:30
3	14:48	1	75	0:12
3	9:15	5	75	2:00
3	6:52	2	72	0:34
3	6:04	1	1	0:03

Sept. 14 at Tulsa

Qtr.	Time	Plays	Yds.	Elapsed
1	14:50	1	75	0:10
1	11:23	6	59	2:11
1	6:00	12	57	3:25
2	11:50	4	23	1:31
3	4:35	7	52	2:17
3	1:29	1	90	0:12
4	2:34	7	65	2:16

Sept. 21 at Texas

Qtr.	Time	Plays	Yds.	Elapsed
1	9:12	13	76	5:48
2	9:21	8	49	3:21
2	3:07	6	70	2:17
2	0:11	4	15	0:42
3	8:02	11	74	3:44
4	1:37	7	46	2:07

Sept. 28 vs. Kansas State

Qtr.	Time	Plays	Yds.	Elapsed
1	6:12	7	51	2:18
1	3:57	5	26	1:25
2	8:40	8	61	3:25
2	2:06	8	58	3:29
3	12:45	1	84	0:13
4	8:02	11	74	6:11

Oct. 5 at Texas Tech

Qtr.	Time	Plays	Yds.	Elapsed
2	0:30	7	20	1:25
3	12:00	3	75	1:02
3	2:48	8	75	3:00
4	5:16	10	58	3:10
4	3:27	6	35	1:49

Oct. 19 vs. Baylor

Qtr.	Time	Plays	Yds.	Elapsed
1	6:37	13	78	5:29
2	4:15	7	46	2:31
3	9:35	8	60	3:31
4	12:55	5	93	1:53

Oct. 26 at Iowa State

Qtr.	Time	Plays	Yds.	Elapsed
1	6:26	4	90	1:59
2	12:36	4	82	1:36
2	6:04	4	89	1:23
3	5:46	8	36	4:26
4	14:56	8	58	4:02
4	6:47	-	-	-

Nov. 2 vs. TCU

Qtr.	Time	Plays	Yds.	Elapsed
1	11:00	10	67	4:00
1	9:01	2	60	0:47
2	13:10	6	80	2:51
3	7:42	1	92	0:13
4	9:48	2	68	0:47
4	2:04	7	23	2:11



Drive Analysis

Oklahoma State Season Drive Chart

Opponent	Total Drives	Total Yard Line	Avg. Start Position	Start In Opp.	How Ended						
					TD	FG	Missed FG	Punt	Downs	Turnover	Clock
at Oregon State	11	555	Own 27	0	7	1	0	2	0	0	2
McNeese	15	580	Own 19	1	7	0	0	5	0	2	0
at Tulsa	14	506	Own 29	1	5	2	0	5	0	2	0
at Texas	14	494	Own 31	3	3	3	0	4	2	2	0
Kansas State	13	526	Own 31	1	2	4	0	4	1	2	0
at Texas Tech	18	509	Own 28	2	5	0	0	7	1	5	0
Baylor	14	469	Own 26	1	4	0	0	5	1	3	1
at Iowa State	13	402	Own 29	0	4	2	0	6	1	1	2
TCU	14	459	Own 28	2	4	2	1	6	0	1	0
Kansas											
at West Virginia											
Oklahoma											

Note: Non-offensive touchdowns and turnovers on punt returns and kick returns are not counted as drives.

Opponent Season Drive Chart

Opponent	Total Drives	Total Yard Line	Avg. Start Position	Start In Opp.	How Ended						
					TD	FG	Missed FG	Punt	Downs	Turnover	Clock
at Oregon State	11	448	Own 26	0	5	1	0	4	1	0	0
McNeese	15	318	Own 32	2	2	0	0	8	3	2	0
at Tulsa	15	396	Own 26	2	3	0	0	8	2	0	2
at Texas	11	498	Own 34	3	5	0	0	4	1	3	0
Kansas State	13	244	Own 24	2	1	2	0	7	1	1	0
at Texas Tech	17	586	Own 35	5	5	3	1	5	2	0	1
Baylor	14	536	Own 25	2	6	1	0	4	1	1	1
at Iowa State	15	468	Own 27	1	3	2	1	6	0	3	0
TCU	15	450	Own 24	1	3	2	0	6	0	4	0
Kansas											
at West Virginia											
Oklahoma											

Note: Non-offensive touchdowns and turnovers on punt returns and kick returns are not counted as drives.

Scoring Drive Analysis

Plays Run	Okla. State		Opponent	
	TD	FG	TD	FG
1-5	20	1	7	2
6-10	16	9	18	4
11-15	4	4	5	5
16+	0	0	1	0

Yards Gained	Okla. State		Opponent	
	TD	FG	TD	FG
Negative Yards	0	0	0	0
0-9 yards	1	0	0	0
10-19 yards	1	0	0	0
20-29 yards	1	2	1	1
30-39yds	0	1	1	0
40-49 yards	2	1	1	1
50-59 yards	3	4	0	1
60-69 yards	4	2	3	5
70-79 yards	11	4	11	0
80-89 yards	6	0	7	0
90-99 yards	6	0	2	0

Time Elapsed	Okla. State		Opponent	
	TD	FG	TD	FG
0:00-0:59	11	0	5	0
1:00-1:59	10	1	8	4
2:00-2:59	10	2	7	3
3:00-3:59	7	5	6	2
4:00-4:59	1	3	0	1
5:00-5:59	1	2	3	2
6:00-6:59	0	1	1	0
7:00-7:59	0	0	0	0
8:00-8:59	0	0	0	0
9:00-9:59	0	0	0	0
10:00+	0	0	0	0

Three-and-Out

For the purpose of this note, a three-and-out is defined as a possession in which three offensive plays were run without gaining a first down and those three plays were followed immediately by a punt, or a possession that resulted in a turnover before the offense gained a first down.

Game	OSU Three-and-Out/Drives	Opponent Three-and-Out/Drives
at Oregon State	2/11	3/11
McNeese	3/15	6/15
at Tulsa	3/14	5/15
at Texas	2/14	2/11
Kansas State	1/13	8/13
at Texas Tech	7/18	4/17
Baylor	4/14	1/14
at Iowa State	4/13	2/15
TCU	4/14	4/15
Kansas		
at West Virginia		
Oklahoma		

Downs Summary

Oklahoma State Offense

Down	Neg. Yds.	Yardage Gained					Conv-Att*	Conv Pct.	
		0-3	4-6	7-9	10	11+			
First Down	31	127	55	30	7	31	23	67-304	.220
Second Down	9	92	45	25	9	13	19	67-212	.316
Third Down	5	70	24	16	1	9	13	55-135	.407
Fourth Down	2	5	0	3	0	1	3	8-14	.571
Total	47	294	124	74	17	54	58	207-668	.310

Opponent Offense

Down	Neg. Yds.	Yardage Gained					Conv-Att*	Conv Pct.	
		0-3	4-6	7-9	10	11+			
First Down	21	128	40	32	0	22	27	67-298	.224
Second Down	10	108	37	25	6	27	7	67-221	.303
Third Down	3	59	20	7	3	18	10	53-139	.381
Fourth Down	3	8	2	0	0	2	1	5-16	.313
Total	37	303	99	64	9	69	45	194-675	.287

* Conv. = Plays that resulted in a first down or touchdown. Att = Total plays run

Game-Opening Drives

	Oklahoma State				Opponent			
	Plays	Yards	TOP	Result	Plays	Yards	TOP	Result
at Oregon State	9	70	3:47	TD	6	70	1:54	TD
McNeese	5	-3	2:38	Punt	2	1	0:45	INT
at Tulsa	1	75	0:10	TD	3	5	1:10	Punt
at Texas	13	76	5:48	FG	9	35	4:28	Punt
Kansas State	4	26	2:01	Punt	3	3	1:38	Punt
at Texas Tech	3	1	1:05	Fumble	4	5	1:06	FG
Baylor	3	4	1:36	Punt	3	62	1:18	TD
at Iowa State	3	5	1:16	Punt	3	-4	1:27	Punt
TCU	10	67	4:00	FG	3	8	1:12	Punt
Kansas								
at West Virginia								
Oklahoma								

Second Half-Opening Drives

	Oklahoma State				Opponent			
	Plays	Yards	TOP	Result	Plays	Yards	TOP	Result
at Oregon State	10	75	2:40	TD	6	73	2:25	TD
McNeese	1	75	0:12	TD	7	82	3:33	TD
at Tulsa	6	17	3:40	Punt	5	8	3:04	Punt
at Texas	11	74	3:44	FG	7	36	3:14	Punt
Kansas State	1	84	0:13	TD	3	8	2:02	Punt
at Texas Tech	3	75	1:02	TD	7	75	1:58	TD
Baylor	8	60	3:31	TD	5	13	1:54	Punt
at Iowa State	3	9	1:53	Punt	3	6	1:39	Punt
TCU	3	9	2:09	Punt	4	57	1:39	Fumble
Kansas								
at West Virginia								
Oklahoma								



OSU in the Big 12 and NCAA Statistics

Team Stats

Category	Value	Big 12 Rank	NCAA Rank
Scoring Offense	37.1	3	17
Scoring Defense	29.3	7	80
Total Offense	500	2	9
Total Defense	438.2	7	100
Rushing Offense	267.7	1	9
Rushing Defense	162.7	7	71
Passing Offense	232.3	7	70
Passing Yards Allowed	275.6	8	119
Team Passing Efficiency	148.28	5	36
Team Passing Efficiency Defense	133.16	4	66
Passing Yards per Completion	13.23	2	36
Completion Percentage	0.637	6	35
Kickoff Returns	17.52	8	109
Kickoff Return Defense	20.73	8	70
Punt Returns	9.13	2	44
Punt Return Defense	1.13	1	6
Passes Intercepted	9	5	32
Passes Had Intercepted	11	9	110
Net Punting	38.82	6	55
Team Sacks	2.11	5	66
Team Tackles for Loss	5.7	8	77
Sacks Allowed	2	7	63
Tackles for Loss Allowed	6.56	8	93
First Downs Offense	207	6	44
First Downs Defense	194	7	69
3rd Down Conversion Pct	0.407	8	62
3rd Down Conversion Pct Defense	0.381	4	59
4th Down Conversion Pct	0.571	3	49
4th Down Conversion Pct Defense	0.313	2	12
Fewest Penalties	55	5	52
Fewest Penalties Per Game	6.11	5	60
Fewest Penalty Yards	501	5	62
Fewest Penalty Yards Per Game	55.67	5	70
Time of Possession	28:59	7	89
Turnover Margin	-0.44	6	97
Turnovers Gained	14	4	53
Turnovers Lost	18	10	112
Fumbles Recovered	5	4	73
Defensive TDs	2	1	16
Red Zone Offense	0.909	7	22
Red Zone Defense	0.875	6	104

Individual Stats

	Value	Big 12 Rank	NCAA Rank
3 Spencer Sanders - QB			
Total Offense	276.1	5	25
Yards per Pass Attempt	8.28	4	27
Passing Yards per Completion	13.27	2	28
Passing TDs	15	6	42
Passing Efficiency	144	7	43
Completion Percentage	0.624	7	48
Passing Yards	1,897	7	56
Points Responsible For	102	8	57
Points Responsible For Per Game	11.3	8	58
Passing Yards Per Game	210.8	8	61
Completions Per Game	15.89	8	71
Rushing Yards	588	6	94
Rushing Yards Per Game	65.3	8	97
Rush Yards Per Carry	4.67	9	-
30 Chuba Hubbard - RB			
All Purpose	187.33	1	1
Rushing Yards	1,604	1	1
Rushing Yards Per Game	178.2	1	1
Rushing TDs	18	1	2
Scoring	12.2	1	2
Total Points Scored	108	1	4
Total Touchdowns	18	1	4
Rush Yards Per Carry	6.8	2	5
Points Responsible For Per Game	12.2	7	49
Points Responsible For	110	7	52
Total Offense	178.2	11	94
2 Tylan Wallace - WR			
Receiving Yards Per Game	112.9	1	4
Receiving Yards	903	3	11
Receptions Per Game	6.6	2	16
Receiving TDs	8	2	17
All Purpose	112.88	5	56
Yards per Reception	17.04	8	63
Total Touchdowns	8	6	70
Scoring	6	14	-
17 Dillon Stoner - WR			
Punt Returns	9.1	2	21
Combined Kick Returns	146	18	-
7 LD Brown - RB			
Kickoff Returns	17.1	5	79
Combined Kick Returns	257	6	80
49 Matt Ammendola - K			
Field Goal Percentage	0.933	3	7
Field Goals Per Game	1.56	3	20
Scoring	8.9	5	23
Total Points Scored	80	5	26
Points Responsible For	80	12	97
Points Responsible For Per Game	8.9	13	97

	Value	Big 12 Rank	NCAA Rank
31 Kolby Harvell-Peel - S			
Passes Defended	1.6	1	6
Fumbles Recovered	2	1	15
Total Interceptions	3	3	24
Interceptions Per Game	0.3	7	31
Total Tackles	6.3	14	-
20 Malcolm Rodriguez - LB			
Solo Tackles	5.1	3	34
Total Tackles	8.2	3	53
Fumbles Recovered	1	4	94
11 Amen Ogbongbemiga - LB			
Total Tackles	7	6	-
3 Tre Sterling - S			
Total Tackles	6	18	-
40 Brock Martin - DL			
Fumbles Recovered	1	4	94
5 Kemah Siverand - CB			
Fumbles Recovered	1	4	94
29 Tom Hutton - P			
Punting	39.4	7	84

- Player does not rank in the NCAA top 100 in this category



Oklahoma State Statistics

Record:	Overall	Home	Away	Neutral
ALL GAMES	6-3-0	3-1-0	3-2-0	0-0-0
CONFERENCE	3-3-0	2-1-0	1-2-0	0-0-0
NON-CONFERENCE	3-0-0	1-0-0	2-0-0	0-0-0

Results				
DATE	OPPONENT	W/L	SCORE	ATTEND
Aug 30, 2019	at Oregon State	W	52-36	31681
Sep 07, 2019	MCNEESE	W	56-14	55509
Sep 14, 2019	at Tulsa	W	40-21	28612
*Sep 21, 2019	at #12 Texas	L	30-36	96936
*Sep 28, 2019	#24 KANSAS STATE	W	26-13	55509
*Oct 05, 2019	at Texas Tech	L	35-45	56479
*Oct 19, 2019	#18 BAYLOR	L	27-45	55060
*Oct 26, 2019	at #23 Iowa State	W	34-27	61500
*Nov 2, 2019	TCU	W	34-27	52861

Team Statistics	OSU	OPP
SCORING	334	264
Points Per Game	37.1	29.3
Points Off Turnovers	49	51
FIRST DOWNS	207	194
Rushing	107	80
Passing	76	99
Penalty	24	15
RUSHING YARDAGE	2409	1464
Yards gained rushing	2635	1662
Yards lost rushing	226	198
Rushing Attempts	420	348
Average Per Rush	5.7	4.2
Average Per Game	267.7	162.7
TDs Rushing	23	14
PASSING YARDAGE	2091	2480
Comp-Att-Int	158-248-11	189-327-9
Average Per Pass	8.4	7.6
Average Per Catch	13.2	13.1
Average Per Game	232.3	275.6
TDs Passing	17	17
TOTAL OFFENSE	4500	3944
Total Plays	668	675
Average Per Play	6.7	5.8
Average Per Game	500.0	438.2
KICK RETURNS: #-Yards	21-368	26-539
PUNT RETURNS: #-Yards	16-146	8-9
INT RETURNS: #-Yards	9-94	11-121
KICK RETURN AVERAGE	17.5	20.7
PUNT RETURN AVERAGE	9.1	1.1
INT RETURN AVERAGE	10.4	11.0
FUMBLES-LOST	12-7	10-5
PENALTIES-Yards	55-501	69-656
Average Per Game	55.7	72.9
PUNTS-Yards	44-1737	52-2218
Average Per Punt	39.5	42.7
Net punt average	38.8	38.7
KICKOFFS-Yards	62-3743	52-3127
Average Per Kick	60.4	60.1
Net kick average	40.4	40.6
TIME OF POSSESSION/Game	28:59	31:01
3RD-DOWN Conversions	55/135	53/139
3rd-Down Pct	41%	38%
4TH-DOWN Conversions	8/14	5/16
4th-Down Pct	57%	31%
SACKS BY-Yards	19-113	18-98
MISC YARDS	0	0
TOUCHDOWNS SCORED	42	33
FIELD GOALS-ATTEMPTS	14-15	11-13
ON-SIDE KICKS	1-3	0-1
RED-ZONE SCORES	(30-33) 91%	(28-32) 88%
RED-ZONE TOUCHDOWNS	(20-33) 61%	(21-32) 66%
PAT-ATTEMPTS	(38-39) 97%	(29-29) 100%
ATTENDANCE	218939	275208
Games/Avg Per Game	4/54735	5/55042
Neutral Site Games		0

Score by Quarters	1st	2nd	3rd	4th	Total
Oklahoma State	74	99	96	65	334
Opponents	40	81	56	87	264

Rushing	GP	Att	Gain	Loss	Net	Avg	TD	Long	Avg/G
Hubbard, Chuba	9	236	1653	49	1604	6.8	18	92	178.2
Sanders, Spencer	9	126	723	135	588	4.7	2	33	65.3
Brown, LD	9	28	171	14	157	5.6	2	68	17.4
Jeter, Jahmyl	3	11	35	1	34	3.1	0	6	11.3
Brown, Dru	3	3	13	0	13	4.3	0	7	4.3
Cooper, Micah	8	7	18	6	12	1.7	1	6	1.5
Stoner, Dillon	9	1	12	0	12	12.0	0	12	1.3
Glass, Deondrick	1	2	8	0	8	4.0	0	7	8.0
Green, A.J.	9	1	2	0	2	2.0	0	2	0.2
Wallace, Tylan	8	1	0	0	0	0.0	0	0	0.0
TEAM	5	4	0	21	-21	-5.2	0	0	-4.2
Total.....	9	420	2635	226	2409	5.7	23	92	267.7
Opponents.....	9	348	1662	198	1464	4.2	14	73	162.7

Passing	G	Effic	Cmp-Att-Int	Pct	Yds	TD	Lng	Avg/G
Sanders, Spencer	9	144.04	143-229-11	62.4	1897	15	90	210.8
Brown, Dru	3	226.55	10-13-0	76.9	153	2	69	51.0
Taylor, Shaun	1	144.10	4-4-0	100.0	21	0	8	21.0
Hutton, Tom	9	268.00	1-1-0	100.0	20	0	20	2.2
McClure, Jake	9	0.00	0-1-0	0.0	0	0	0	0.0
Total.....	9	148.28	158-248-11	63.7	2091	17	90	232.3
Opponents.....	9	133.16	189-327-9	57.8	2480	17	78	275.6

Receiving	G	No.	Yds	Avg	TD	Long	Avg/G
Wallace, Tylan	8	53	903	17.0	8	90	112.9
Stoner, Dillon	9	28	325	11.6	2	57	36.1
Wolf, Landon	9	16	133	8.3	0	30	14.8
McCray, Jordan	9	13	176	13.5	2	73	19.6
Johnson, Braydon	9	11	268	24.4	2	69	29.8
Woods, Jelani	9	10	85	8.5	0	30	9.4
Hubbard, Chuba	9	9	40	4.4	0	8	4.4
Carter, Logan	9	4	10	2.5	1	6	1.1
Moore, C.J.	4	3	75	25.0	2	59	18.8
Metcalfe, Dayton	9	3	26	8.7	0	20	2.9
Greenwood, LC	3	3	12	4.0	0	6	4.0
Brown, LD	9	2	17	8.5	0	9	1.9
Jackson, Dezmon	1	1	9	9.0	0	9	9.0
Anderson, Langston	1	1	8	8.0	0	8	8.0
Morris, Jacob	1	1	4	4.0	0	4	4.0
Total.....	9	158	2091	13.2	17	90	232.3
Opponents.....	9	189	2480	13.1	17	78	275.6

Total Offense	G	Plays	Rush	Pass	Total	Avg/G
Sanders, Spencer	9	355	588	1897	2485	276.1
Hubbard, Chuba	9	236	1604	0	1604	178.2
Brown, Dru	3	16	13	153	166	55.3
Brown, LD	9	28	157	0	157	17.4
Jeter, Jahmyl	3	11	34	0	34	11.3
Taylor, Shaun	1	4	0	21	21	21.0
Hutton, Tom	9	1	0	20	20	2.2
Cooper, Micah	8	7	12	0	12	1.5
Stoner, Dillon	9	1	12	0	12	1.3
Glass, Deondrick	1	2	8	0	8	8.0
Green, A.J.	9	1	2	0	2	0.2
TEAM	5	4	-21	0	-21	-4.2
Total.....	9	668	2409	2091	4500	500.0
Opponents.....	9	675	1464	2480	3944	438.2



Oklahoma State Statistics

Scoring

	PATs								Points
	TD	FGs	Kick	Rush	Rcv	Pass	DXP	Saf	
Hubbard, Chuba	18	0-0	0-0	1-1	0	0-0	0	0	110
Ammendola, Matt	0	14-15	38-39	0-0	0	0-0	0	0	80
Wallace, Tylan	8	0-0	0-0	0-0	0	0-0	0	0	48
Johnson, Braydon	2	0-0	0-0	0-0	0	0-0	0	0	12
Brown, LD	2	0-0	0-0	0-0	0	0-0	0	0	12
Moore, C.J.	2	0-0	0-0	0-0	0	0-0	0	0	12
McCray, Jordan	2	0-0	0-0	0-0	0	0-0	0	0	12
Stoner, Dillon	2	0-0	0-0	0-0	0	0-0	0	0	12
Sanders, Spencer	2	0-0	0-0	0-1	0	0-0	0	0	12
Cooper, Micah	1	0-0	0-0	0-0	0	0-0	0	0	6
Rodriguez, Malcolm	1	0-0	0-0	0-0	0	0-0	0	0	6
Green, A.J.	1	0-0	0-0	0-0	0	0-0	0	0	6
Carter, Logan	1	0-0	0-0	0-0	0	0-0	0	0	6
Total.....	42	14-15	38-39	1-3	0	0-0	0	0	334
Opponents.....	33	11-13	29-29	0-0	2	2-4	0	0	264

Punt Returns

	No.	Yds	Avg	TD	Long
Stoner, Dillon	16	146	9.1	0	25
Total.....	16	146	9.1	0	25
Opponents.....	8	9	1.1	0	7

Interceptions

	No.	Yds	Avg	TD	Long
Harvell-Peel, Kolby	3	23	7.7	0	22
Bernard, Jarrick	1	0	0.0	0	0
Rodriguez, Malcolm	1	26	26.0	1	26
Ogbongbemiga, Amen	1	4	4.0	0	4
Sterling, Tre	1	2	2.0	0	2
Redwine-Bryant, P.	1	12	12.0	0	12
Green, A.J.	1	27	27.0	1	27
Total.....	9	94	10.4	2	27
Opponents.....	11	121	11.0	0	37

Kick Returns

	No.	Yds	Avg	TD	Long
Brown, LD	15	257	17.1	0	26
Johnson, Braydon	3	57	19.0	0	23
Hubbard, Chuba	2	42	21.0	0	29
Redwine-Bryant, P.	1	12	12.0	0	12
Total.....	21	368	17.5	0	29
Opponents.....	26	539	20.7	0	37

Fumble Returns

	No.	Yds	Avg	TD	Long
Total.....	0	0	0.0	0	0
Opponents.....	3	58	19.3	2	32

All-Purpose

	G	Rush	Rec	PR	KOR	IR	Tot	Avg/G
Hubbard, Chuba	9	1604	40	0	42	0	1686	187.3
Wallace, Tylan	8	0	903	0	0	0	903	112.9
Sanders, Spencer	9	588	0	0	0	0	588	65.3
Stoner, Dillon	9	12	325	146	0	0	483	53.7
Brown, LD	9	157	17	0	257	0	431	47.9
Johnson, Braydon	9	0	268	0	57	0	325	36.1
McCray, Jordan	9	0	176	0	0	0	176	19.6
Wolf, Landon	9	0	133	0	0	0	133	14.8
Woods, Jelani	9	0	85	0	0	0	85	9.4
Moore, C.J.	4	0	75	0	0	0	75	18.8
Jeter, Jahmyl	3	34	0	0	0	0	34	11.3
Green, A.J.	9	2	0	0	0	27	29	3.2
Rodriguez, Malcolm	9	0	0	0	0	26	26	2.9
Metcalf, Dayton	9	0	26	0	0	0	26	2.9
Redwine-Bryant, P.	8	0	0	0	12	12	24	3.0
Harvell-Peel, Kolby	9	0	0	0	0	23	23	2.6
Brown, Dru	3	13	0	0	0	0	13	4.3
Cooper, Micah	8	12	0	0	0	0	12	1.5
Greenwood, LC	3	0	12	0	0	0	12	4.0
Carter, Logan	9	0	10	0	0	0	10	1.1
Jackson, Dezmon	1	0	9	0	0	0	9	9.0
Anderson, Langston	1	0	8	0	0	0	8	8.0
Glass, Deondrick	1	8	0	0	0	0	8	8.0
Ogbongbemiga, Amen	9	0	0	0	0	4	4	0.4
Morris, Jacob	1	0	4	0	0	0	4	4.0
Sterling, Tre	8	0	0	0	0	2	2	0.2
TEAM	5	-21	0	0	0	0	-21	-4.2
Total.....	9	2409	2091	146	368	94	5108	567.6
Opponents.....	9	1464	2480	9	539	121	4613	512.6

Field Goals

	FGM-FGA	Pct	01-19	20-29	30-39	40-49	50-99	Lg	Blk
Ammendola, Matt 14-15	93.3	1-1	7-7	2-2	4-5	0-0	0-0	49	0

Field Goal Sequence

	Oklahoma State	OPPONENTS
Oregon State	(23)	(30)
McNeese	-	-
Tulsa	(37),(36)	-
Texas	(20),(43),(27)	-
Kansas State	(25),(21),(29),(18)	(46),(37)
Texas Tech	-	(38),(27),43,(26)
Baylor	-	(28)
Iowa State	(49),(40)	(32),39,(29)
TCU	(26),47,(43)	(40),(40)

Numbers in (parentheses) indicate field goal was made.

Punting

	No.	Yds	Avg	Long	TB	FC	l20	50+	Blkd
Hutton, Tom	43	1696	39.4	55	1	25	18	5	0
McClure, Jake	1	41	41.0	41	0	1	0	0	0
Total.....	44	1737	39.5	55	1	26	18	5	0
Opponents.....	52	2218	42.7	60	3	23	22	13	0

Kickoffs

	No.	Yds	Avg	TB	OB	Retn	Net	YdLn
McClure, Jake	57	3434	60.2	27	1			
Hale, Alex	5	309	61.8	1	0			
Total.....	62	3743	60.4	28	1	539	40.4	24
Opponents.....	52	3127	60.1	26	1	368	40.6	24



Oklahoma State Statistics

Defensive Stats

	GP	-----Tackles-----			TFL/Yds	-Sacks-	---Pass Def---			QBH	-Fumbles-		Blkd	Saf
		Solo	Ast	Total			No-Yards	Int-Yds	BrUp		Rcv-Yds	FF		
20 Rodriguez, Malcolm	9	46	28	74	4.5-15	1.0-5	1-26	3	3	1-0	1	.	.	
11 Ogbongbemiga, Amen	9	40	23	63	9.5-38	3.5-29	1-4	.	5	.	1	.	.	
31 Harvell-Peel, Kolby	9	44	13	57	3.0-13	1.0-9	3-23	11	.	2-0	2	.	.	
3X Sterling, Tre	8	28	20	48	5.5-19	0.5-4	1-2	5	1	
8 Williams, Rodarius	9	35	6	41	1.5-3	.	.	1	1	
4 Green, A.J.	9	31	7	38	.	.	1-27	4	
24 Bernard,Jarrick	9	20	15	35	.	.	1-0	3	
40 Martin, Brock	9	9	15	24	4.0-7	.	.	1	1	1-0	.	.	.	
2X McCalister, Tanner	9	15	9	24	1.5-5	
16 Harper, Devin	6	12	9	21	3.5-10	2.0-5	.	.	1	
92 Murray, Cameron	9	14	7	21	4.0-8	2.5-5	.	2	3	
35 Tuihalamaka, Samuela	9	9	9	18	1.0-2	.	.	.	3	.	1	.	.	
94 Ford, Trace	9	11	7	18	2.0-16	2.0-16	.	4	6	
33 Henry, Kevin	8	11	6	17	1.0-1	.	.	1	1	.	1	.	.	
95 Antwine, Israel	6	9	8	17	3.0-18	2.0-17	.	.	2	
38 Redwine-Bryant, P.	8	8	6	14	.	.	1-12	
81 Lacy, Tyler	6	2	10	12	1.5-5	1.0-4	.	2	4	
42 Jernigan,Jayden	9	6	5	11	3.0-7	2.0-4	
91 Scott, Mike	9	6	3	9	1.5-15	1.5-15	.	.	2	
1B Williams,Kanion	6	5	3	8	
97 Fofana, Amadou	7	4	3	7	1	
25 Taylor, Jason	9	3	3	6	
13 Harper, Thomas	8	5	1	6	1.0-2	
98 Evers, Brendon	6	5	1	6	.	.	.	1	1	
14 Balous, Bryce	9	4	2	6	
18 Flanagan, Sean	8	2	1	3	.	.	.	1	
72 Wilson, Johnny	8	2	.	2	
1 Wolf, Landon	9	2	.	2	
39 McClure, Jake	9	.	2	2	
23 Lemons, Gabe	8	2	.	2	1	.	.	
89 Woods, Jelani	9	1	.	1	
2 Wallace, Tylan	8	1	.	1	
99 Asi, Sione	2	.	1	1	
5 Siverand, Kemah	9	1	.	1	1-0	.	.	.	
32 McCune, Kris	5	.	1	1	
1J Alexander, Tyrell	8	1	.	1	
44 Farrar, Kamryn	1	1	.	1	
73 Jenkins, Teven	8	1	.	1	
76 Galloway, Dylan	6	1	.	1	
47 Kropp, Carson	3	1	.	1	
90 Cassity, Braden	8	1	
Total.....	9	398	224	622	51-184	19-113	9-94	39	36	5-0	7	.	.	
Opponents.....	9	435	206	641	59.0-195	18-98	11-121	27	14	7-58	10	1	.	



Oklahoma State Statistics

Individual Game-by-Game Passing

	Att	Comp	Int	Pct	Yards	TD	Long	Sack	Yds	Effic
#3 Sanders, Spencer										
Oregon State	24	19	0	79.2	203	3	36	1	2	191.5
McNeese	18	12	0	66.7	250	3	75	1	11	238.3
Tulsa	22	12	1	54.5	169	1	90	0	0	125.0
Texas	32	19	2	59.4	268	0	55	2	6	117.2
Kansas State	25	16	2	64.0	153	1	33	2	14	112.6
Texas Tech	37	22	3	59.5	290	2	73	7	39	126.9
Baylor	32	18	1	56.2	157	1	29	2	13	101.5
Iowa State	24	16	1	66.7	249	2	71	0	0	173.0
TCU	15	9	1	60.0	158	2	57	3	13	179.1
TOTALS	229	143	11	62.4	1897	15	90	18	98	144.0

	Att	Comp	Int	Pct	Yards	TD	Long	Sack	Yds	Effic
#6 Brown, Dru										
McNeese	10	7	0	70.0	142	2	69	0	0	255.3
Baylor	3	3	0	100.0	11	0	9	0	0	130.8
TOTALS	13	10	0	76.9	153	2	69	0	0	226.6

	Att	Comp	Int	Pct	Yards	TD	Long	Sack	Yds	Effic
#18 Taylor, Shaun										
McNeese	4	4	0	100.0	21	0	8	0	0	144.1
TOTALS	4	4	0	100.0	21	0	8	0	0	144.1

	Att	Comp	Int	Pct	Yards	TD	Long	Sack	Yds	Effic
#29 Hutton, Tom										
Baylor	1	1	0	100.0	20	0	20	0	0	268.0
TOTALS	1	1	0	100.0	20	0	20	0	0	268.0

	Att	Comp	Int	Pct	Yards	TD	Long	Sack	Yds	Effic
#39 McClure, Jake										
Texas	1	0	0	0.0	0	0	0	0	0	0.0
TOTALS	1	0	0	0.0	0	0	0	0	0	0.0

Individual Game-by-Game Rushing

	No-Yds/TD	ORST	MCN	TLS	UT	KS	TTU	BU	ISU	TCU
Hubbard, Chuba RB	236-1604/18	26-221/3	8-44/1	32-256/3	37-121/2	25-296/1	34-156/3	32-171/2	22-116/1	20-223/2
Sanders, Spencer QB	126-588/2	13-109/0	12-51/0	9-59/1	18-109/1	14-52/0	19-46/0	14-31/0	8-43/0	19-88/0
Brown, LD RB	28-157/2	7-8/1	4-10/0	5-22/0	1--4/0	4-25/0	3-17/0	4-79/1	-	-
Jeter, Jahmyl RB	11-34/0	DNP	11-34/0	DNP	-	-	DNP	DNP	DNP	DNP
Brown, Dru QB	3-13/0	-	3-13/0	DNP	DNP	DNP	DNP	-	DNP	DNP
Cooper, Micah RB	7-12/1	4-7/0	3-5/1	DNP	-	-	-	-	-	-
Stoner, Dillon WR	1-12/0	1-12/0	-	-	-	-	-	-	-	-
Glass, Deondrick RB	2-8/0	DNP	2-8/0	DNP	DNP	DNP	DNP	DNP	DNP	DNP
Green, A.J.	1-2/0	-	1-2/0	-	-	-	-	-	-	-
Wallace, Tylan WR	1-0/0	-	-	-	-	1-0/0	-	-	-	DNP
TEAM	4--21/0	1--5/0	DNP	-	-	DNP	DNP	DNP	1--6/0	2--10/0

Individual Game-by-Game Receiving

	No-Yds/TD	ORST	MCN	TLS	UT	KS	TTU	BU	ISU	TCU
Wallace, Tylan WR	53-903/8	5-92/2	5-180/3	5-118/1	5-83/0	8-145/0	11-85/1	6-69/0	8-131/1	DNP
Stoner, Dillon WR	28-325/2	5-31/0	3-25/0	4-32/0	6-55/0	1-5/0	5-76/0	-	1-8/0	3-93/2
Johnson, Braydon WR	11-268/2	-	1-69/1	1-2/0	1-55/0	-	2-16/0	2-13/0	3-66/1	1-47/0
McCray, Jordan WR	13-176/2	2-22/0	4-45/0	-	1-10/0	-	2-82/1	2-14/1	-	2-3/0
Wolf, Landon WR	16-133/0	4-41/0	1--1/0	2-17/0	2-29/0	3--5/0	1-30/0	1-12/0	-	2-10/0
Woods, Jelani CW	10-85/0	-	-	-	2-22/0	1--2/0	-	5-32/0	2-33/0	-
Moore, C.J. WR	3-75/2	2-16/1	1-59/1	-	-	DNP	DNP	DNP	DNP	DNP
Hubbard, Chuba RB	9-40/0	-	-	-	2-14/0	2-7/0	1-1/0	1-2/0	2-11/0	1-5/0
Metcalfe, Dayton CW	3-26/0	-	2-6/0	-	-	-	-	1-20/0	-	-
Brown, LD RB	2-17/0	-	-	-	-	-	-	2-17/0	-	-
Greenwood, LC WR	3-12/0	DNP	3-12/0	DNP	DNP	DNP	DNP	-	DNP	-
Carter, Logan CW	4-10/1	1-1/0	1-6/0	-	-	1-3/1	-	1-0/0	-	-
Jackson, Dezmon RB	1-9/0	DNP	DNP	DNP	DNP	DNP	DNP	1-9/0	DNP	DNP
Anderson, L. WR	1-8/0	DNP	1-8/0	DNP	DNP	DNP	DNP	DNP	DNP	DNP
Morris, Jacob WR	1-4/0	DNP	1-4/0	DNP	DNP	DNP	DNP	DNP	DNP	DNP



Oklahoma State Statistics

Individual Game-by-Game All-Purpose Yards

	TOTAL	ORST	MCN	TLS	UT	KS	TTU	BU	ISU	TCU
Hubbard, Chuba	1686	250	44	269	135	303	157	173	127	228
Wallace, Tylan	903	92	180	118	83	145	85	69	131	DNP
Sanders, Spencer	588	109	51	59	109	52	46	31	43	88
Stoner, Dillon	483	47	25	80	55	10	85	22	49	110
Brown, LD	431	43	10	36	32	25	53	165	67	-
Johnson, Braydon	325	-	69	2	55	-	16	13	66	104
McCray, Jordan	176	22	45	-	10	-	82	14	-	3
Wolf, Landon	133	41	-1	17	29	-5	30	12	-	10
Woods, Jelani	85	-	-	-	22	-2	-	32	33	-
Moore, C.J.	75	16	59	-	-	DNP	DNP	DNP	DNP	DNP
Jeter, Jahmyl	34	DNP	34	DNP	-	-	DNP	DNP	DNP	DNP
Green, A.J.	29	-	29	-	-	-	-	-	-	-
Metcalfe, Dayton	26	-	6	-	-	-	-	20	-	-
Rodriguez, M.	26	-	-	-	-	-	-	-	26	-
Redwine-Bryant	24	-	12	-	-	-	DNP	-	12	-
Harvell-Peel, K	23	-	-	-	22	-	-	-	-	1
Brown, Dru	13	-	13	DNP	DNP	DNP	DNP	-	DNP	DNP
Greenwood, LC	12	DNP	12	DNP	DNP	DNP	DNP	-	DNP	-
Cooper, Micah	12	7	5	DNP	-	-	-	-	-	-
Carter, Logan	10	1	6	-	-	3	-	-	-	-
Jackson, Dezmon	9	DNP	DNP	DNP	DNP	DNP	DNP	9	DNP	DNP
Anderson, L.	8	DNP	8	DNP	DNP	DNP	DNP	DNP	DNP	DNP
Glass, Deondrick	8	DNP	8	DNP	DNP	DNP	DNP	DNP	DNP	DNP
Morris, Jacob	4	DNP	4	DNP	DNP	DNP	DNP	DNP	DNP	DNP
Ogbongbemiga, A	4	-	-	-	-	-	-	-	4	-
Sterling, Tre	2	-	-	-	-	-	-	-	2	DNP
TEAM	-21	-5	-	-	-	-	-	-	-6	-10

Individual Game-by-Game Tackles

	UA-A	TOT	ORST	MCN	TLS	UT	KS	TTU	BU	ISU	TCU
Rodriguez, M. LB	46-28	74	5-4	7-4	4-7	3-4	3-1	5-2	5-1	6-5	8-0
Ogbongbemiga, A LB	40-23	63	6-4	7-0	3-5	7-4	3-3	3-2	5-0	3-3	3-2
Harvell-Peel, K S	44-13	57	6-0	1-1	6-4	6-3	3-2	6-0	5-0	6-2	5-1
Sterling, Tre S	28-20	48	7-2	1-0	1-6	3-3	6-1	3-2	2-2	5-4	DNP
Williams, R. CB	35-6	41	8-1	3-1	1-1	4-0	2-0	3-1	2-1	6-1	6-0
Green, A.J. CB	31-7	38	5-2	2-0	5-1	3-1	2-0	5-1	1-0	7-2	1-0
Bernard, Jarrick S	20-15	35	2-2	-	1-3	3-4	4-2	1-1	1-0	4-2	4-1
McCalister, T. S	15-9	24	2-1	0-1	2-2	3-0	0-1	4-1	-	1-0	3-3
Martin, Brock DE	9-15	24	1-0	2-0	1-7	2-2	0-2	2-2	1-0	0-2	-
Murray, Cameron DT	14-7	21	1-1	1-0	2-2	0-1	2-0	1-0	4-0	1-2	2-1
Harper, Devin LB	12-9	21	DNP	DNP	DNP	0-1	2-3	3-1	2-0	2-3	3-1
Ford, Trace DE	11-7	18	-	2-2	1-3	-	-	3-0	1-0	2-1	2-1
Tuihalamaka, S. DT	9-9	18	1-0	1-0	2-4	1-3	2-0	2-1	-	-	0-1
Antwine, Israel DT	9-8	17	DNP	DNP	DNP	2-0	1-1	2-0	1-0	1-4	2-3
Henry, Kevin LB	11-6	17	DNP	1-0	1-2	3-1	2-2	1-1	1-0	-	2-0
Redwine-Bryant LB	8-6	14	1-1	4-1	1-1	1-0	1-2	DNP	-	0-1	-
Lacy, Tyler DE	2-10	12	1-0	0-1	0-6	0-1	DNP	DNP	DNP	0-2	1-0
Jernigan, Jayden DT	6-5	11	-	1-0	2-3	-	0-1	-	2-0	0-1	1-0
Scott, Mike DE	6-3	9	1-0	2-0	2-1	-	0-1	-	1-0	0-1	-
Williams, Kanion S	5-3	8	-	2-1	0-1	DNP	DNP	-	DNP	1-1	2-0
Fofana, Amadou DE	4-3	7	1-0	0-1	1-2	DNP	DNP	-	2-0	-	-
Evers, Brendon DT	5-1	6	1-1	2-0	DNP	2-0	-	-	-	DNP	DNP
Harper, Thomas CB	5-1	6	-	3-0	1-1	-	DNP	-	1-0	-	-
Balous, Bryce CB	4-2	6	-	1-0	0-1	-	-	1-1	1-0	-	1-0
Taylor, Jason S	3-3	6	1-1	2-0	0-1	-	-	-	-	0-1	-
Flanagan, Sean S	2-1	3	-	1-0	0-1	-	DNP	1-0	-	-	-
Wilson, Johnny	2-0	2	-	-	-	-	1-0	1-0	-	-	DNP
Lemons, Gabe CB	2-0	2	DNP	1-0	-	-	-	-	-	-	1-0
McClure, Jake	0-2	2	0-1	-	0-1	-	-	-	-	-	-
Wolf, Landon	2-0	2	-	-	1-0	-	-	1-0	-	-	-
Jenkins, Teven	1-0	1	-	-	-	-	DNP	-	-	1-0	-
Galloway, Dylan	1-0	1	-	-	-	1-0	DNP	DNP	DNP	-	-
Woods, Jelani	1-0	1	-	-	1-0	-	-	-	-	-	-
McCune, Kris S	0-1	1	0-1	-	-	-	-	DNP	DNP	DNP	DNP
Asi, Sione DT	0-1	1	-	0-1	DNP	DNP	DNP	DNP	DNP	DNP	DNP
Siverand, Kemah CB	1-0	1	-	1-0	-	-	-	-	-	-	-
Alexander, T.	1-0	1	-	-	-	-	-	-	DNP	-	1-0
Farrar, Kamryn LB	1-0	1	DNP	1-0	DNP	DNP	DNP	DNP	DNP	DNP	DNP
Kropp, Carson LB	1-0	1	DNP	1-0	-	DNP	DNP	-	DNP	DNP	DNP
Wallace, Tylan	1-0	1	-	-	-	-	1-0	-	-	-	DNP



Oklahoma State Statistics

Individual Game-by-Game Sacks

	UA-A	TOT	ORST	MCN	TLS	UT	KS	TTU	BU	ISU	TCU
Ogbongbemiga, A LB	3-1	3.5	1.0-10	1.0-9	1.5-10	-	-	-	-	-	-
Murray, Cameron DT	2-1	2.5	-	-	-	-	1.0-1	-	1.0-1	0.5-3	-
Harper, Devin LB	2-0	2.0	DNP	DNP	DNP	-	-	-	1.0-4	-	1.0-1
Jernigan, Jayden DT	2-0	2.0	-	-	-	-	-	-	1.0-2	-	1.0-2
Antwine, Israel DT	2-0	2.0	DNP	DNP	DNP	-	-	-	-	1.0-5	1.0-12
Ford, Trace DE	2-0	2.0	-	1.0-10	-	-	-	1.0-6	-	-	-
Scott, Mike DE	1-1	1.5	-	-	-	-	-	-	1.0-11	0.5-4	-
Lacy, Tyler DE	1-0	1.0	-	-	-	-	DNP	DNP	DNP	-	1.0-4
Harvell-Peel, K S	1-0	1.0	-	-	1.0-9	-	-	-	-	-	-
Rodriguez, M. LB	1-0	1.0	-	-	-	-	-	-	-	-	1.0-5
Sterling, Tre S	0-1	0.5	-	-	0.5-4	-	-	-	-	-	DNP

Individual Game-by-Game Tackles For Loss

	UA-A	TOT	ORST	MCN	TLS	UT	KS	TTU	BU	ISU	TCU
Ogbongbemiga, A LB	8-3	9.5	1.5-11	2.0-10	2.5-11	-	0.5-1	-	1.0-3	2.0-2	-
Sterling, Tre S	3-5	5.5	1.5-3	-	1.0-5	0.5-1	1.0-4	-	1.0-4	0.5-2	DNP
Rodriguez, M. LB	3-3	4.5	-	-	1.5-7	0.5-1	-	1.5-2	-	-	1.0-5
Murray, Cameron DT	3-2	4.0	-	-	-	0.5-0	1.0-1	-	1.0-1	0.5-3	1.0-3
Martin, Brock DE	2-4	4.0	-	1.0-1	0.5-0	0.5-0	0.5-1	1.5-5	-	-	-
Harper, Devin LB	3-1	3.5	DNP	DNP	DNP	0.5-1	1.0-4	-	1.0-4	-	1.0-1
Antwine, Israel DT	3-0	3.0	DNP	DNP	DNP	-	-	1.0-1	-	1.0-5	1.0-12
Jernigan, Jayden DT	3-0	3.0	-	1.0-3	-	-	-	-	1.0-2	-	1.0-2
Harvell-Peel, K S	3-0	3.0	-	-	1.0-9	-	-	-	1.0-3	1.0-1	-
Ford, Trace DE	2-0	2.0	-	1.0-10	-	-	-	1.0-6	-	-	-
Lacy, Tyler DE	1-1	1.5	-	-	0.5-1	-	DNP	DNP	DNP	-	1.0-4
McCalister, T. S	1-1	1.5	-	-	0.5-1	-	-	-	-	-	1.0-4
Williams, R. CB	1-1	1.5	-	1.0-2	-	-	-	-	-	0.5-1	-
Scott, Mike DE	1-1	1.5	-	-	-	-	-	-	1.0-11	0.5-4	-
Harper, Thomas CB	1-0	1.0	-	-	-	-	DNP	-	1.0-2	-	-
Henry, Kevin LB	1-0	1.0	DNP	-	-	-	-	-	1.0-1	-	-
Tuihalamaka, S. DT	0-2	1.0	-	-	0.5-2	0.5-0	-	-	-	-	-

Individual Game-by-Game Fumbles

	No-Lost	ORST	MCN	TLS	UT	KS	TTU	BU	ISU	TCU
Sanders, Spencer QB	7-5	-	-	1-1	1-0	1-0	2-2	2-2	-	-
Hubbard, Chuba RB	2-0	-	1-0	-	1-0	-	-	-	-	-
Stoner, Dillon WR	1-1	-	1-1	-	-	-	-	-	-	-
Glass, Deondrick RB	1-1	DNP	1-1	DNP	DNP	DNP	DNP	DNP	DNP	DNP
Harvell-Peel, K	1-0	-	-	-	-	-	-	-	-	1-0

Individual Game-by-Game Fumbles Forced

	Number	ORST	MCN	TLS	UT	KS	TTU	BU	ISU	TCU
Harvell-Peel, K	2	1	-	-	1	-	-	-	-	-
Ogbongbemiga, A	1	-	-	-	-	-	-	-	-	1
Rodriguez, M.	1	-	-	-	-	-	-	1	-	-
Tuihalamaka, S.	1	-	-	-	-	1	-	-	-	-
Lemons, Gabe	1	DNP	1	-	-	-	-	-	-	-
Henry, Kevin	1	DNP	1	-	-	-	-	-	-	-

Individual Game-by-Game Fumbles Recovered

	Number	ORST	MCN	TLS	UT	KS	TTU	BU	ISU	TCU
Harvell-Peel, K	2	-	-	-	1	-	-	-	-	1
Rodriguez, M.	1	-	-	-	-	-	-	1	-	-
Siverand, Kemah	1	-	-	-	1	-	-	-	-	-
Martin, Brock	1	-	-	-	-	1	-	-	-	-

Individual Game-by-Game Punt Returns

	No-Yds	ORST	MCN	TLS	UT	KS	TTU	BU	ISU	TCU
Stoner, Dillon	16-146	3-4	-	4-48	-	2-5	1-9	1-22	3-41	2-17

Individual Game-by-Game Kick Returns

	No-Yds	ORST	MCN	TLS	UT	KS	TTU	BU	ISU	TCU
Brown, LD	15-257	2-35	-	1-14	2-36	-	2-36	4-69	4-67	-
Johnson, Braydon	3-57	-	-	-	-	-	-	-	-	3-57
Hubbard, Chuba	2-42	1-29	-	1-13	-	-	-	-	-	-
Redwine-Bryant	1-12	-	-	-	-	-	DNP	-	1-12	-

Individual Game-by-Game Interception Returns

	No-Yds	ORST	MCN	TLS	UT	KS	TTU	BU	ISU	TCU
Harvell-Peel, K	3-23	-	-	-	1-22	-	-	-	-	2-1
Green, A.J.	1-27	-	1-27	-	-	-	-	-	-	-
Redwine-Bryant	1-12	-	1-12	-	-	-	DNP	-	-	-
Sterling, Tre	1-2	-	-	-	-	-	-	-	1-2	DNP
Ogbongbemiga, A	1-4	-	-	-	-	-	-	-	1-4	-
Bernard, Jarrick	1-0	-	-	-	-	-	-	-	-	1-0
Rodriguez, M.	1-26	-	-	-	-	-	-	-	1-26	-



Oklahoma State Statistics

Game-by-Game Team Comparison

Opponent	Score	First Downs				Pen	Rushing		Passing		Total Offense Plays-Yards	Return Yards	Turnovers
		Total	Rush	Pass	Number-Yards		Comp-Att-Int	Yards					
Oregon State	52-36	30/26	15/11	11/14	4/1	52-352/37-167	19-24-0/26-49-0	203/281	76-555/86-448	68/132	0/0		
MCNEESE	56-14	25/13	14/6	9/6	2/1	44-167/47-161	23-32-0/12-25-2	413/157	76-580/72-318	39/107	2/2		
Tulsa	40-21	21/22	12/13	4/7	5/2	46-337/53-158	12-22-1/19-35-0	169/238	68-506/88-396	75/79	2/0		
Texas	30-36	26/26	12/12	11/12	3/2	56-226/43-217	19-33-2/20-28-1	268/281	89-494/71-498	58/86	2/3		
KANSAS STATE	26-13	21/8	12/4	7/3	2/1	44-373/32-126	16-25-2/11-23-0	153/118	69-526/55-244	5/102	2/1		
Texas Tech	35-45	26/29	12/8	13/18	1/3	56-219/35-162	22-37-3/26-44-0	290/424	93-509/79-586	45/39	5/0		
BAYLOR	27-45	27/18	13/9	11/7	3/2	50-281/37-224	22-36-1/13-17-0	188/312	86-469/54-536	91/54	3/1		
Iowa State	34-27	14/30	7/7	6/22	1/1	31-153/25-86	16-24-1/39-63-3	249/382	55-402/88-468	152/68	1/3		
TCU	34-27	17/22	10/10	4/10	3/2	41-301/39-163	9-15-1/23-43-3	158/287	56-459/82-450	75/60	1/4		
Totals	334-264	207/194	107/80	76/99	24/15	420-2409/348-1464	158-248-11/189-327-9	2091/2480	668-4500/675-3944	608/727	18/14		

Opponent	3rd Down Conversions	4th Down Conversions	Time of Possession	TOP Margin	Avg Yds/Rush	Avg Yds/Pass	Avg Yds/Play	Punting Number-Avg	Penalties Number-Yards
MCNEESE	11-16/4-16	0-0/1-4	28:15/31:45	-3:30	3.8/3.4	12.9/6.3	7.6/4.4	5-40.2/8-44.6	5-29/9-64
Tulsa	5-14/10-21	2-2/0-2	25:38/34:22	-8:44	7.3/3.0	7.7/6.8	7.4/4.5	5-44.8/8-45.0	9-80/17-156
Texas	9-19/8-14	0-2/0-1	29:19/30:41	-1:22	4.0/5.0	8.1/10.0	5.6/7.0	4-33.5/4-34.0	9-69/6-65
KANSAS STATE	4-13/1-13	0-1/1-2	30:52/29:08	1:44	8.5/3.9	6.1/5.1	7.6/4.4	4-38.5/7-45.9	6-60/8-65
Texas Tech	5-19/2-13	4-5/0-2	31:56/28:04	3:52	3.9/4.6	7.8/9.6	5.5/7.4	7-35.4/5-33.6	5-56/7-70
BAYLOR	6-17/3-9	2-3/0-1	31:48/28:12	3:36	5.6/6.1	5.2/18.4	5.5/9.9	5-43.4/4-43.2	8-92/7-66
Iowa State	2-12/5-16	0-1/1-1	25:41/34:19	-8:38	4.9/3.4	10.4/6.1	7.3/5.3	6-41.0/6-43.3	2-23/2-20
TCU	3-12/7-17	0-0/1-1	27:02/32:58	-5:56	7.3/4.2	10.5/6.7	8.2/5.5	6-39.7/6-42.0	5-37/5-65
Totals	55-135/53-139	8-14/5-16	260:55/279:05	-18:10	5.7/4.2	8.4/7.6	6.7/5.8	44-39.5/52-42.7	501/656

Game-by-Game Red-Zone Results

Oklahoma State Inside Opponent Red-Zone

Date	Opponent	Score	Times In RZ	Times Scored	Total Pts	TDs	Rush TDs	Pass TDs	FGs Made	Failed to score inside RZ					
										FGA	Downs	Int	Fumb	Half	Game
Aug 30	at Oregon State	W 52-36	6	6	38	5	3	2	1	0	0	0	0	0	0
Sep 07	McNeese	W 56-14	3	3	21	3	2	1	0	0	0	0	0	0	0
Sep 14	at Tulsa	W 40-21	2	2	6	0	0	0	2	0	0	0	0	0	0
* Sep 21	at Texas	L 30-36	6	5	27	3	3	0	2	0	1	0	0	0	0
* Sep 28	Kansas State	W 26-13	5	5	19	1	0	1	4	0	0	0	0	0	0
* Oct 05	at Texas Tech	L 35-45	5	4	28	4	3	1	0	0	0	0	1	0	0
* Oct 19	Baylor	L 27-45	4	3	20	3	2	1	0	0	0	1	0	0	0
* Oct 26	at Iowa State	W 34-27	0	0	0	0	0	0	0	0	0	0	0	0	0
* Nov 2	TCU	W 34-27	2	2	10	1	0	1	1	0	0	0	0	0	0
Totals			33	30	169	20	13	7	10	0	1	1	1	0	0
			30 of 33 (90.9%)												

Opponents Inside Oklahoma State Red-Zone

Date	Opponent	Score	Times In RZ	Times Scored	Total Pts	TDs	Rush TDs	Pass TDs	FGs Made	Failed to score inside RZ					
										FGA	Downs	Int	Fumb	Half	Game
Aug 30	at Oregon State	W 52-36	5	5	29	4	1	3	1	0	0	0	0	0	0
Sep 07	McNeese	W 56-14	3	1	7	1	0	1	0	0	2	0	0	0	0
Sep 14	at Tulsa	W 40-21	3	2	14	2	2	0	0	0	1	0	0	0	0
* Sep 21	at Texas	L 30-36	3	3	22	3	1	2	0	0	0	0	0	0	0
* Sep 28	Kansas State	W 26-13	2	2	10	1	1	0	1	0	0	0	0	0	0
* Oct 05	at Texas Tech	L 35-45	6	5	27	3	1	2	2	0	1	0	0	0	0
* Oct 19	Baylor	L 27-45	3	3	17	2	2	0	1	0	0	0	0	0	0
* Oct 26	at Iowa State	W 34-27	5	5	27	3	2	1	2	0	0	0	0	0	0
* Nov 2	TCU	W 34-27	2	2	14	2	2	0	0	0	0	0	0	0	0
Totals			32	28	167	21	12	9	7	0	4	0	0	0	0
			28 of 32 (87.5%)												



Oklahoma State Statistics

Game-by-Game Team Stats

Date	Opponent	-----RUSHING-----				-----RECEIVING-----				-----PASSING-----				-----KICK RET-----				-----PUNT RET-----				Tot. Off.
		No.	Yds	TD	Lg	No.	Yds	TD	Lg	Cmp-Att-Int	Yds	TD	Lg	No	Yds	TD	Lg	No	Yds	TD	Lg	
Aug 30, 2019	at Oregon State	52	352	4	53	19	203	3	36	19-24-0	203	3	36	3	64	0	29	3	4	0	5	555
Sep 07, 2019	MCNEESE	44	167	2	18	23	413	5	75	23-32-0	413	5	75	0	0	0	0	0	0	0	0	580
Sep 14, 2019	at Tulsa	46	337	4	75	12	169	1	90	12-22-1	169	1	90	2	27	0	14	4	48	0	16	506
Sep 21, 2019	at Texas	56	226	3	33	19	268	0	55	19-33-2	268	0	55	2	36	0	18	0	0	0	0	494
Sep 28, 2019	KANSAS STATE	44	373	1	84	16	153	1	33	16-25-2	153	1	33	0	0	0	0	2	5	0	4	526
Oct 05, 2019	at Texas Tech	56	219	3	23	22	290	2	73	22-37-3	290	2	73	2	36	0	21	1	9	0	9	509
Oct 19, 2019	BAYLOR	50	281	3	68	22	188	1	29	22-36-1	188	1	29	4	69	0	26	1	22	0	22	469
Oct 26, 2019	at Iowa State	31	153	1	65	16	249	2	71	16-24-1	249	2	71	5	79	0	25	3	41	0	25	402
Nov 2, 2019	TCU	41	301	2	92	9	158	2	57	9-15-1	158	2	57	3	57	0	23	2	17	0	11	459
Totals		420	2409	23	92	158	2091	17	90	158-248-11	2091	17	90	21	368	0	29	16	146	0	25	4500
Opponent		348	1464	14	73	189	2480	17	78	189-327-9	2480	17	78	26	539	0	37	8	9	0	7	3944

Date	Opponent	-----TACKLES-----			-----SACKS-----		-----FUMBLE-----		Pass			Blkd	--Kicks--		---XPTS---		Saf	Pts
		Solo	Ast	Total	TFL-Yds	No-Yds	FF	FR-Yds	Int-Yds	QBH	Brk		Kick	Att-Mad	Run	Rcv		
Aug 30, 2019	at Oregon State	50	22	72	3.0-14	1.0-10	1	0-0	0-0	8	7	0	7-7	0	0	0	0	52
Sep 07, 2019	MCNEESE	50	14	64	6.0-26	2.0-19	2	0-0	2-39	1	4	0	8-8	0	0	0	0	56
Sep 14, 2019	at Tulsa	39	66	105	8.0-36	3.0-23	0	0-0	0-0	6	1	0	4-4	0	0	0	0	40
Sep 21, 2019	at Texas	44	28	72	3.0-3	0.0-0	1	2-0	1-22	2	3	0	3-3	0	0	0	0	30
Sep 28, 2019	KANSAS STATE	35	22	57	4.0-11	1.0-1	1	1-0	0-0	5	3	0	2-2	0	0	0	0	26
Oct 05, 2019	at Texas Tech	48	16	64	5.0-14	1.0-6	0	0-0	0-0	1	3	0	3-3	1	0	0	0	35
Oct 19, 2019	BAYLOR	38	4	42	9.0-31	4.0-18	1	1-0	0-0	0	4	0	4-3	0	0	0	0	27
Oct 26, 2019	at Iowa State	46	38	84	6.0-18	2.0-12	0	0-0	3-32	5	11	0	4-4	0	0	0	0	34
Nov 2, 2019	TCU	48	14	62	7.0-31	5.0-24	1	1-0	3-1	8	3	0	4-4	0	0	0	0	34
Totals		398	224	622	51.0-184	19.0-113	7	5-0	9-94	36	39	0	39-38	1	0	0	0	334
Opponent		435	206	641	59.0-195	18.0-98	10	7-58	11-121	14	27	1	29-29	0	2	0	0	264

Date	Opponent	-----PUNTING-----										-----FIELD GOALS-----			-----KICKOFFS-----				
		No	Yds	Avg	Long	Blkd	TB	FC	50+	I20	Att-Made	Lg	Blkd	No	Yds	Avg	TB	OB	
Aug 30, 2019	at Oregon State	2	75	37.5	40	0	0	2	0	0	1-1	23	0	9	497	55.2	1	0	
Sep 07, 2019	MCNEESE	5	201	40.2	45	0	0	4	0	0	0-0	0	0	9	583	64.8	5	0	
Sep 14, 2019	at Tulsa	5	224	44.8	52	0	1	2	1	3	2-2	37	0	8	496	62.0	5	0	
Sep 21, 2019	at Texas	4	134	33.5	43	0	0	0	0	1	3-3	43	0	6	337	56.2	2	1	
Sep 28, 2019	KANSAS STATE	4	154	38.5	44	0	0	3	0	4	4-4	29	0	7	434	62.0	3	0	
Oct 05, 2019	at Texas Tech	7	248	35.4	55	0	0	3	2	3	0-0	0	0	4	260	65.0	3	0	
Oct 19, 2019	BAYLOR	5	217	43.4	50	0	0	3	1	3	0-0	0	0	5	324	64.8	4	0	
Oct 26, 2019	at Iowa State	6	246	41.0	44	0	0	5	0	3	2-2	49	0	7	421	60.1	3	0	
Nov 2, 2019	TCU	6	238	39.7	50	0	0	4	1	1	3-2	43	0	7	391	55.9	2	0	
Totals		44	1737	39.5	55	0	1	26	5	18	15-14	49	0	62	3743	60.4	28	1	
Opponent		52	2218	42.7	60	0	3	23	13	22	13-11	46	0	52	3127	60.1	26	1	



Oklahoma State Statistics

Game-by-Game Opponent Team Stats

Date	Opponent	-----RUSHING-----				-----RECEIVING-----				-----PASSING-----				-----KICK RET-----				-----PUNT RET-----				Tot. Off.
		No.	Yds	TD	Lg	No.	Yds	TD	Lg	Cmp-Att-Int	Yds	TD	Lg	No	Yds	TD	Lg	No	Yds	TD	Lg	
Aug 30, 2019	at Oregon State	37	167	1	19	26	281	4	42	26-49-0	281	4	42	5	132	0	37	0	0	0	0	448
Sep 07, 2019	MCNEESE	47	161	0	52	12	157	1	41	12-25-2	157	1	41	4	75	0	21	1	0	0	0	318
Sep 14, 2019	at Tulsa	53	158	2	16	19	238	1	44	19-35-0	238	1	44	3	59	0	30	2	10	0	5	396
Sep 21, 2019	at Texas	43	217	1	29	20	281	4	73	20-28-1	281	4	73	2	45	0	24	3	-6	0	0	498
Sep 28, 2019	KANSAS STATE	32	126	1	20	11	118	0	39	11-23-0	118	0	39	4	76	0	24	0	0	0	0	244
Oct 05, 2019	at Texas Tech	35	162	1	29	26	424	4	56	26-44-0	424	4	56	1	27	0	27	1	-2	0	0	586
Oct 19, 2019	BAYLOR	37	224	4	73	13	312	1	78	13-17-0	312	1	78	1	16	0	16	0	0	0	0	536
Oct 26, 2019	at Iowa State	25	86	2	21	39	382	1	27	39-63-3	382	1	27	3	68	0	24	0	0	0	0	468
Nov 2, 2019	TCU	39	163	2	42	23	287	1	37	23-43-3	287	1	37	3	41	0	19	1	7	0	7	450
	Opponent totals	348	1464	14	73	189	2480	17	78	189-327-9	2480	17	78	26	539	0	37	8	9	0	7	3944
	Oklahoma State	420	2409	23	92	158	2091	17	90	158-248-11	2091	17	90	21	368	0	29	16	146	0	25	4500

Date	Opponent	-----TACKLES-----			-SACKS-		----FUMBLE----		Pass			Blkd	--Kicks--		---XPTS---		Pts
		Solo	Ast	Total	TFL-Yds	No-Yds	FF	FR-Yds	Int-Yds	QBH	Brk		Kick	Att-Mad	Run	Rcv	
Aug 30, 2019	at Oregon State	55	26	81	9.0-26	1.0-2	0	0-0	0-0	1	1	0	3-3	0	0	0	36
Sep 07, 2019	MCNEESE	49	10	59	3.0-13	1.0-11	3	2-32	0-0	2	3	0	2-2	0	0	0	14
Sep 14, 2019	at Tulsa	30	48	78	1.0-1	0.0-0	0	1-6	1-4	3	3	0	3-3	0	0	0	21
Sep 21, 2019	at Texas	60	18	78	12.0-37	2.0-6	1	0-0	2-47	1	6	0	4-4	0	1	0	36
Sep 28, 2019	KANSAS STATE	50	10	60	4.0-19	2.0-14	1	0-0	2-26	2	1	0	1-1	0	0	0	13
Oct 05, 2019	at Texas Tech	51	40	91	14.0-54	7.0-39	2	2-0	3-14	4	4	0	4-4	0	1	0	45
Oct 19, 2019	BAYLOR	58	14	72	3.0-14	2.0-13	2	2-20	1-18	0	5	1	6-6	0	0	0	45
Oct 26, 2019	at Iowa State	37	30	67	7.0-13	0.0-0	0	0-0	1-0	1	3	0	3-3	0	0	0	27
Nov 2, 2019	TCU	45	10	55	6.0-18	3.0-13	1	0-0	1-12	0	1	0	3-3	0	0	0	27
	Opponent totals	435	206	641	59.0-195	18.0-98	10	7-58	11-121	14	27	1	29-29	0	2	0	264
	Oklahoma State	398	224	622	51.0-184	19.0-113	7	5-0	9-94	36	39	0	39-38	1	0	0	334

Date	Opponent	-----PUNTING-----										-----FIELD GOALS-----			-----KICKOFFS-----				
		No	Yds	Avg	Long	Blkd	TB	FC	50+	I20	Att-Made	Lg	Blkd	No	Yds	Avg	TB	OB	
Aug 30, 2019	at Oregon State	4	191	47.8	53	0	0	1	2	2	1-1	30	0	7	441	63.0	4	0	
Sep 07, 2019	MCNEESE	8	357	44.6	60	0	0	6	2	7	0-0	0	0	3	195	65.0	3	0	
Sep 14, 2019	at Tulsa	8	360	45.0	60	0	1	3	3	1	0-0	0	0	4	226	56.5	1	0	
Sep 21, 2019	at Texas	4	136	34.0	42	0	1	2	0	3	0-0	0	0	6	367	61.2	4	0	
Sep 28, 2019	KANSAS STATE	7	321	45.9	54	0	1	4	1	2	2-2	46	0	4	235	58.8	3	0	
Oct 05, 2019	at Texas Tech	5	168	33.6	51	0	0	2	1	2	4-3	38	0	9	575	63.9	7	0	
Oct 19, 2019	BAYLOR	4	173	43.2	59	0	0	2	1	1	1-1	28	0	8	438	54.8	2	0	
Oct 26, 2019	at Iowa State	6	260	43.3	53	0	0	1	2	2	3-2	32	0	6	328	54.7	0	1	
Nov 2, 2019	TCU	6	252	42.0	50	0	0	2	1	2	2-2	40	0	5	322	64.4	2	0	
	Opponent totals	52	2218	42.7	60	0	3	23	13	22	13-11	46	0	52	3127	60.1	26	1	
	Oklahoma State	44	1737	39.5	55	0	1	26	5	18	15-14	49	0	62	3743	60.4	28	1	



Oklahoma State Statistics

Individual Game Highs

Rushes	37	Hubbard, Chuba at Texas (Sep 21, 2019)
Yards Rushing	296	Hubbard, Chuba vs Kansas State (Sep 28, 2019)
TD Rushes	3	Hubbard, Chuba at Oregon State (Aug 30, 2019)
		Hubbard, Chuba at Tulsa (Sep 14, 2019)
		Hubbard, Chuba at Texas Tech (Oct 05, 2019)
Long Rush	92	Hubbard, Chuba vs TCU (Nov 2, 2019)
Pass attempts	37	Sanders, Spencer at Texas Tech (Oct 05, 2019)
Pass completions	22	Sanders, Spencer at Texas Tech (Oct 05, 2019)
Yards Passing	290	Sanders, Spencer at Texas Tech (Oct 05, 2019)
TD Passes	3	Sanders, Spencer at Oregon State (Aug 30, 2019)
		Sanders, Spencer vs McNeese (Sep 07, 2019)
Long Pass	90	Sanders, Spencer at Tulsa (Sep 14, 2019)
Receptions	11	Wallace, Tylan at Texas Tech (Oct 05, 2019)
Yards Receiving	180	Wallace, Tylan vs McNeese (Sep 07, 2019)
TD Receptions	3	Wallace, Tylan vs McNeese (Oct 05, 2019)
Long Reception	90	Wallace, Tylan at Tulsa (Sep 14, 2019)
Field Goals	4	Ammendola, Matt vs Kansas State (Sep 28, 2019)
Long Field Goal	49	Ammendola, Matt at Iowa State (Oct 26, 2019)
Punts	7	Hutton, Tom at Texas Tech (Oct 05, 2019)
Punting Avg	44.8	Hutton, Tom at Tulsa (Sep 14, 2019)
Long Punt	55	Hutton, Tom at Texas Tech (Oct 05, 2019)
Punts inside 20	4	Hutton, Tom vs Kansas State (Sep 28, 2019)
Long Punt Return	25	Stoner, Dillon at Iowa State (Oct 26, 2019)
Long Kickoff Return	29	Hubbard, Chuba at Oregon State (Aug 30, 2019)
Tackles	11	Rodriguez, Malcolm vs McNeese (Sep 07, 2019)
		Rodriguez, Malcolm at Tulsa (Sep 14, 2019)
		Ogbongbemiga, Amen at Texas (Sep 21, 2019)
		Rodriguez, Malcolm at Iowa State (Oct 26, 2019)
Sacks	1.5	Ogbongbemiga, Amen at Tulsa (Sep 14, 2019)
Tackles For Loss	2.5	Ogbongbemiga, Amen at Tulsa (Sep 14, 2019)
Interceptions	2	Harvell-Peel, Kolby vs TCU (Nov 2, 2019)

Team Game Highs

Rushes	56	at Texas (Sep 21, 2019)
		at Texas Tech (Oct 05, 2019)
Yards Rushing	373	vs Kansas State (Sep 28, 2019)
Yards Per Rush	8.5	vs Kansas State (Sep 28, 2019)
TD Rushes	4	at Oregon State (Aug 30, 2019)
		at Tulsa (Sep 14, 2019)
Pass attempts	37	at Texas Tech (Oct 05, 2019)
Pass completions	23	vs McNeese (Sep 07, 2019)
Yards Passing	413	vs McNeese (Sep 07, 2019)
Yards Per Pass	12.9	vs McNeese (Sep 07, 2019)
TD Passes	5	vs McNeese (Sep 07, 2019)
Total Plays	93	at Texas Tech (Oct 05, 2019)
Total Offense	580	vs McNeese (Sep 07, 2019)
Yards Per Play	8.2	vs TCU (Nov 2, 2019)
Points	56	vs McNeese (Sep 07, 2019)
Sacks By	5	vs TCU (Nov 2, 2019)
First Downs	30	at Oregon State (Aug 30, 2019)
Penalties	9	at Tulsa (Sep 14, 2019)
		at Texas (Sep 21, 2019)
Penalty Yards	92	vs Baylor (Oct 19, 2019)
Turnovers	5	at Texas Tech (Oct 05, 2019)
Interceptions By	3	at Iowa State (Oct 26, 2019)
		vs TCU (Nov 2, 2019)
Punts	7	at Texas Tech (Oct 05, 2019)
Punting Avg	44.8	at Tulsa (Sep 14, 2019)
Long Punt	55	at Texas Tech (Oct 05, 2019)
Punts inside 20	4	vs Kansas State (Sep 28, 2019)
Long Punt Return	25	at Iowa State (Oct 26, 2019)

Opponent Individual Game Highs

Rushes	29	Brooks, S., at Tulsa (Sep 14, 2019)
Yards Rushing	146	Hasty, JaMycal, vs Baylor (Oct 19, 2019)
TD Rushes	2	Brooks, S., at Tulsa (Sep 14, 2019)
		Hasty, JaMycal, vs Baylor (Oct 19, 2019)
		Hall, Breece, at Iowa State (Oct 26, 2019)
		Hasty, JaMycal, vs Baylor (Oct 19, 2019)
Long Rush	73	Purdy, Brock, at Iowa State (Oct 26, 2019)
Pass attempts	62	Purdy, Brock, at Iowa State (Oct 26, 2019)
Pass completions	39	Purdy, Brock, at Iowa State (Oct 26, 2019)
Yards Passing	424	Duffey, Jett, at Texas Tech (Oct 05, 2019)
TD Passes	4	Sam Ehlinger, at Texas (Sep 21, 2019)
		Duffey, Jett, at Texas Tech (Oct 05, 2019)
Long Pass	78	Brewer, Charlie, vs Baylor (Oct 19, 2019)
Receptions	12	Devin Duvernay, at Texas (Sep 21, 2019)
Yards Receiving	170	Hodgins, Isaiah, at Oregon State (Aug 30, 2019)
TD Receptions	2	Hodgins, Isaiah, at Oregon State (Aug 30, 2019)
Long Reception	78	Thornton, Tyquan, vs Baylor (Oct 19, 2019)
Field Goals	3	Wolff, Trey, at Texas Tech (Oct 05, 2019)
Long Field Goal	46	Lynch, Blake, vs Kansas State (Sep 28, 2019)
Punts	8	Raborn, Bailey, vs McNeese (Sep 07, 2019)
		Bennett, T., at Tulsa (Sep 14, 2019)
Punting Avg	47.8	Rodriguez, D., at Oregon State (Aug 30, 2019)
Long Punt	60	Raborn, Bailey, vs McNeese (Sep 07, 2019)
		Bennett, T., at Tulsa (Sep 14, 2019)
Punts inside 20	7	Raborn, Bailey, vs McNeese (Sep 07, 2019)
Long Punt Return	7	Reagor, Jalen, vs TCU (Nov 2, 2019)
Long Kickoff Return	37	Flemings, Champ, at Oregon State (Aug 30, 2019)
Tackles	19	Brooks, Jordyn, at Texas Tech (Oct 05, 2019)
Sacks	3.0	Brooks, Jordyn, at Texas Tech (Oct 05, 2019)
Tackles For Loss	4.0	Brooks, Jordyn, at Texas Tech (Oct 05, 2019)
Interceptions	2	Coleman, D., at Texas Tech (Oct 05, 2019)

Opponent Team Game Highs

Rushes	53	at Tulsa (Sep 14, 2019)
Yards Rushing	224	vs Baylor (Oct 19, 2019)
Yards Per Rush	6.1	vs Baylor (Oct 19, 2019)
TD Rushes	4	vs Baylor (Oct 19, 2019)
Pass attempts	63	at Iowa State (Oct 26, 2019)
Pass completions	39	at Iowa State (Oct 26, 2019)
Yards Passing	424	at Texas Tech (Oct 05, 2019)
Yards Per Pass	18.4	vs Baylor (Oct 19, 2019)
TD Passes	4	at Oregon State (Aug 30, 2019)
		at Texas (Sep 21, 2019)
		at Texas Tech (Oct 05, 2019)
		at Tulsa (Sep 14, 2019)
Total Plays	88	at Iowa State (Oct 26, 2019)
Total Offense	586	at Texas Tech (Oct 05, 2019)
Yards Per Play	9.9	vs Baylor (Oct 19, 2019)
Points	45	at Texas Tech (Oct 05, 2019)
		vs Baylor (Oct 19, 2019)
Sacks By	7	at Texas Tech (Oct 05, 2019)
First Downs	30	at Iowa State (Oct 26, 2019)
Penalties	17	at Tulsa (Sep 14, 2019)
Penalty Yards	156	at Tulsa (Sep 14, 2019)
Turnovers	4	vs TCU (Nov 2, 2019)
Interceptions By	3	at Texas Tech (Oct 05, 2019)
Punts	8	vs McNeese (Sep 07, 2019)
		at Tulsa (Sep 14, 2019)
Punting Avg	47.8	at Oregon State (Aug 30, 2019)
Long Punt	60	vs McNeese (Sep 07, 2019)
		at Tulsa (Sep 14, 2019)
Punts inside 20	7	vs McNeese (Sep 07, 2019)
Long Punt Return	7	vs TCU (Nov 2, 2019)



Oklahoma State Statistics

Game-by-Game Player Participation

Name	GP/GS	ORST	MCN	TLS	UT	KS	TTU	BU	ISU	TCU
1J Alexander, T.	8/-	XXX	XXX	XXX	XXX	XXX	XXX	...	XXX	XXX
49 Ammendola, Matt	9/-	XXX	XXX	XXX	XXX	XXX	XXX	XXX	XXX	XXX
88 Anderson, L.	1/-	...	XXX
77 Anthony, Hunter	7/4	XXX	XXX	START	START	START	XXX	START
95 Antwine, Israel	6/5	XXX	START	START	START	START	START
99 Asi, Sione	2/-	XXX	XXX
14 Balous, Bryce	9/-	XXX	XXX	XXX	XXX	XXX	XXX	XXX	XXX	XXX
24 Bernard,Jarrick	9/9	START	START	START	START	START	START	START	START	START
78 Bray, Bryce	9/8	START	START	START	START	START	START	START	START	XXX
6 Brown, Dru	3/-	XXX	XXX	XXX
7 Brown, LD	9/-	XXX	XXX	XXX	XXX	XXX	XXX	XXX	XXX	XXX
6X Cardwell, J.	2/-	XXX	XXX
63 Carnagey, Dylan	1/-	...	XXX
87 Carter, Logan	9/3	START	XXX	XXX	XXX	START	START	XXX	XXX	XXX
90 Cassity, Braden	8/-	XXX	XXX	XXX	XXX	XXX	...	XXX	XXX	XXX
2F Cooper, Micah	8/-	XXX	XXX	...	XXX	XXX	XXX	XXX	XXX	XXX
36 Dizadare, N.	1/-	XXX
98 Evers, Brendon	6/3	START	START	...	START	XXX	XXX	XXX
44 Farrar, Kamryn	1/-	...	XXX
52 Farrell, Jacob	2/-	XXX	XXX
15 Flanagan, Sean	8/-	XXX	XXX	XXX	XXX	...	XXX	XXX	XXX	XXX
97 Fofana, Amadou	7/-	XXX	XXX	XXX	XXX	XXX	XXX	XXX
94 Ford, Trace	9/2	XXX	XXX	XXX	XXX	XXX	XXX	XXX	START	START
76 Galloway, Dylan	6/5	START	START	START	START	XXX	START
4X Glass,Deondrick	1/-	...	XXX
4 Green, A.J.	9/9	START	START	START	START	START	START	START	START	START
80 Greenwood, LC	3/-	...	XXX	XXX	...	XXX
19 Hale, Alex	2/-	...	XXX	XXX
16 Harper, Devin	6/1	XXX	XXX	XXX	START	XXX	XXX
10 Harper, Thomas	8/-	XXX	XXX	XXX	XXX	...	XXX	XXX	XXX	XXX
31 Harvell-Peel, K	9/9	START	START	START	START	START	START	START	START	START
53 Hembrough, Matt	9/-	XXX	XXX	XXX	XXX	XXX	XXX	XXX	XXX	XXX
33 Henry, Kevin	8/-	...	XXX	XXX	XXX	XXX	XXX	XXX	XXX	XXX
30 Hubbard, Chuba	9/9	START	START	START	START	START	START	START	START	START
29 Hutton, Tom	9/-	XXX	XXX	XXX	XXX	XXX	XXX	XXX	XXX	XXX
37 Isuman-Hundley	1/-	...	XXX
27 Jackson, Dezmon	1/-	XXX
73 Jenkins, Teven	8/8	START	START	START	START	...	START	START	START	START
42 Jernigan,Jayden	9/-	XXX	XXX	XXX	XXX	XXX	XXX	XXX	XXX	XXX
28 Jeter, Jahmyl	3/-	...	XXX	...	XXX	XXX
8X Johnson,Braydon	9/1	XXX	XXX	XXX	XXX	XXX	XXX	XXX	XXX	START
22 Jones, Demarco	1/-	...	XXX
79 Kegel, Matt	9/-	XXX	XXX	XXX	XXX	XXX	XXX	XXX	XXX	XXX
75 Keyes, Marcus	9/9	START	START	START	START	START	START	START	START	START
5B Kopenski, Ben	1/-	...	XXX
47 Kropp, Carson	3/-	...	XXX	XXX	XXX
81 Lacy, Tyler	6/5	START	START	START	START	START	START
2G Lemons, Gabe	8/-	...	XXX	XXX	XXX	XXX	XXX	XXX	XXX	XXX
40 Martin, Brock	9/7	START	START	START	START	START	START	START	XXX	XXX
2X McCallister, T.	9/1	XXX	XXX	XXX	XXX	XXX	XXX	XXX	XXX	START
39 McClure, Jake	9/-	XXX	XXX	XXX	XXX	XXX	XXX	XXX	XXX	XXX
12 McCray, Jordan	9/7	START	START	START	START	START	XXX	START	START	XXX
32 McCune, Kris	5/-	XXX	XXX	XXX	XXX	XXX
85 McKaufman, P.	5/-	XXX	XXX	XXX	XXX	XXX
84 Metcalf, Dayton	9/-	XXX	XXX	XXX	XXX	XXX	XXX	XXX	XXX	XXX
3E Moore, C.J.	4/-	XXX	XXX	XXX	XXX
3H Morris, Jacob	1/-	...	XXX
92 Murray, Cameron	9/9	START	START	START	START	START	START	START	START	START
11 Ogbongbemiga, A	9/9	START	START	START	START	START	START	START	START	START
26 Player, Xavier	1/-	...	XXX
38 Redwine-Bryant	8/-	XXX	XXX	XXX	XXX	XXX	...	XXX	XXX	XXX
20 Rodriguez, M.	9/9	START	START	START	START	START	START	START	START	START
56 Ross, Xavier	1/-	...	XXX
3 Sanders,Spencer	9/9	START	START	START	START	START	START	START	START	START
50 Schneider, Ry	8/3	XXX	XXX	...	XXX	START	XXX	XXX	START	START
91 Scott, Mike	9/-	XXX	XXX	XXX	XXX	XXX	XXX	XXX	XXX	XXX
5J Sherman,Relijah	3/-	...	XXX	XXX	XXX
5 Siverand, Kemah	9/-	XXX	XXX	XXX	XXX	XXX	XXX	XXX	XXX	XXX
41 Spicer, Braden	1/-	...	XXX
3X Sterling, Tre	8/8	START	START	START	START	START	START	START	START	...
17 Stoner, Dillon	9/8	XXX	START	START	START	START	START	START	START	START
25 Taylor, Jason	9/-	XXX	XXX	XXX	XXX	XXX	XXX	XXX	XXX	XXX
18 Taylor, Shaun	1/-	...	XXX
35 Tuihalamaka, S.	9/3	XXX	XXX	START	XXX	START	START	XXX	XXX	XXX
2 Wallace, Tylan	8/8	START	START	START	START	START	START	START	START	...
96 Walterscheid, K	1/-	...	XXX
1B Williams,Kanion	6/-	XXX	XXX	XXX	XXX	...	XXX	XXX
8 Williams, R.	9/9	START	START	START	START	START	START	START	START	START
3A Williams, Taje	1/-	...	XXX
60 Williams,Tyrese	1/-	...	XXX
72 Wilson, Johnny	8/8	START	START	START	START	START	START	START	START	...
1 Wolf, Landon	9/1	XXX	XXX	XXX	XXX	XXX	XXX	XXX	XXX	START
70 Woodard, Hunter	3/-	XXX	XXX	XXX
89 Woods, Jelani	9/8	START	START	START	START	XXX	START	START	START	START