



OKLAHOMA STATE

FOOTBALL

Communications Contacts: Gavin Lang (gavin.lang@okstate.edu | 405-744-7714) and Sean Maguire (sean.maguire@okstate.edu | 405-744-6963)

at Iowa State

2:30 p.m. CT | Oct. 26, 2019 | Jack Trice Stadium (61,500)

TV: FS1 (Cory Provus, Petros Papadakis and Shane Vereen)

Radio: Cowboy Radio Network
(Dave Hunziker, John Holcomb & Robert Allen)

Satellite Radio: XM 380, Internet 969

Internet Radio: <http://okla.st/osutunein>

Live Stats: okstate.com

Oklahoma State Schedule

Date	Opponent	Time/Result	TV
8/30	at Oregon State	W, 52-36	FS1
9/7	McNeese	W, 56-14	Big 12 Now on ESPN+
9/14	at Tulsa	W, 40-21	ESPN2
9/21	at No. 12/13 Texas	L, 30-36	ABC
9/28	No. 24/22 Kansas State	W, 26-13	Big 12 Now on ESPN+
10/5	at Texas Tech	L, 35-45	FS1
10/19	No. 18/18 Baylor	L, 27-45	FOX
10/26	at No. 23/RV Iowa State	2:30 p.m.	FS1
11/2	TCU	2:30 p.m.	ABC or ESPN
11/16	Kansas	TBA	TBA
11/23	at West Virginia	TBA	TBA
11/30	Oklahoma	TBA	TBA

Iowa State Schedule

Date	Opponent	Time/Result
8/31	UNI	W, 29-26 (3 OT)
9/14	No. 19/18 Iowa	L, 17-18
9/21	La.-Monroe	W, 72-20
9/28	at Baylor	L, 21-23
10/5	TCU	W, 49-24
10/12	at West Virginia	W, 38-14
10/19	at Texas Tech	W, 34-24
10/26	Oklahoma State	2:30 p.m.
11/9	at Oklahoma	TBA
11/16	Texas	TBA
11/23	Kansas	TBA
11/30	at Kansas State	TBA

Series Capsule

Series History	OSU leads, 31-19-3
In Ames	OSU leads, 14-12-1
In Stillwater	OSU leads, 17-7-2
At Neutral	0-0
First Meeting (1926)	OSU 13, Iowa State 0
Last Meeting (2018)	Iowa State 48, OSU 42
Last Oklahoma State Win (2017)	OSU 49, Iowa State 42
Last ISU Win (2018)	Iowa State 48, OSU 42
Gundy vs. ISU	8-3
Campbell vs. OSU	1-2

Game Capsule



Oklahoma State

Cowboys

4-3; 1-3 Big 12

Coach Mike Gundy

Oklahoma State, 1990
Career: 125-62/15th year
At Oklahoma State: Same

No. 23/RV Iowa State

Cyclones

5-2; 3-1 Big 12

Coach Matt Campbell

Mount Union, 2002
Career: 59-36/8th year
At Iowa State: 24-21/4th year

Big 12 Standings

Team	Big 12	All
Baylor	4-0	7-0
Oklahoma	4-0	7-0
Iowa State	3-1	5-2
Texas	3-1	5-2
Kansas State	1-2	4-2
TCU	1-2	3-3
Texas Tech	1-3	3-4
Oklahoma State	1-3	4-3
West Virginia	1-3	3-4
Kansas	0-4	2-5



SERIES HISTORY

1926	W	13-0	A
1960	L	6-13	H
1961	L	7-14	A
1962	L	7-34	H
1963	L	28-33	A
1964	W	29-14	H
1965	L	10-14	A
1966	T	14-14	H
1967	W	28-14	A
1968	W	26-17	H
1969	W	35-0	A
1970	W	36-27	H
1971	L	0-54	A
1972	W	45-14	H
1973	L	12-28	A
1974	W	14-12	H
1975	W	14-7	A
1976	W	42-21	H
1977	L	13-21	A
1978	L	15-28	H
1979	W	13-10	A
1980	L	21-23	H
1981	W	27-7	A
1982	W	49-13	H
1983	W	30-7	A
1984	L	16-10	H
1985	L	10-15	A
1986	W	21-14	H
1987	W	48-27	H
1988	W	49-28	A
1989	L	21-31	H
1990	W	25-17	A
1991	T	6-6	A
1992	W	27-21	H
1993	L	17-20	A
1994	T	31-31	H
1995	L	14-38	A
1996	W	28-27	H
1997	W	21-14	A
2000	L	26-33	H
2001	L	14-28	A
2004	W	36-7	H
2005	L	10-37	A
2008	W	59-17	H
2009	W	34-8	A
2011	L Tot	31-37	A
2012	W	31-10	H
2013	W	58-27	A
2014	W	37-20	H
2015	W	35-31	A
2016	W	38-31	H
2017	W	49-42	A
2018	L	42-48	H

Team Statistical Comparison



Category	FBS Rk	Value	FBS Rk	Value
Total Offense	8	519.9	15	481.1
Rushing Offense	5	279.3	73	160.4
Passing Offense	63	240.6	10	320.7
Team Passing Efficiency	50	143.23	11	168.09
Scoring Offense	16	38	20	37.1
Total Defense	99	432.3	30	333.9
Rushing Defense	82	173.6	24	111
Passing Yards Allowed	102	258.7	64	222.9
Team Passing Efficiency Defense	102	145.98	49	124.73
Scoring Defense	89	30	34	21.3
Turnover Margin	123	-1.29	72	-0.14
3rd Down Conversion Pct	24	0.45	36	0.434
4th Down Conversion Pct	46	0.615	87	0.444
3rd Down Conversion Pct Defense	75	0.387	99	0.426
4th Down Conversion Pct Defense	5	0.214	64	0.5
Red Zone Offense	31	0.903	14	0.935
Red Zone Defense	74	0.84	85	0.85
Net Punting	63	38.47	71	37.9
Punt Returns	61	8	91	5.6
Kickoff Returns	112	17.85	86	19.56
First Downs Offense	15	176	25	168
First Downs Defense	66	142	48	135
Fewest Penalties Per Game	86	6.86	4	4.29
Fewest Penalty Yards Per Game	95	63	5	36.71
Time of Possession	74	29:44	72	29:46



Head Coach Mike Gundy



Mike Gundy

Head Coach | 15th Year | Oklahoma State, 1990

Career Track

Year	School	Position
1990	Oklahoma State	Receivers
1991-93	Oklahoma State	Quarterbacks
1994-95	Oklahoma State	Offensive Coordinator
1996	Baylor	Quarterbacks/Passing Game Coordinator
1997-2000	Maryland	Quarterbacks/Pass Game Coord./Receivers
2001-04	Oklahoma State	Assistant Head Coach/Offensive Coord.
2005-present	Oklahoma State	Head Coach

Oklahoma State Under Mike Gundy

• Since 2010, Oklahoma State has six seasons with at least 10 wins, an outright Big 12 title (2011) and a share of the Big 12 South title (2010). The Cowboys reached the top 10 of the Associated Press poll in 2008, 2009, 2010, 2011, 2013, 2015, 2016 and 2017.

• Gundy has coached the Cowboys to four New Year's Six bowl games since 2010. The Pokes appeared in the 2010 Cotton Bowl, the 2012 Fiesta Bowl, the 2014 Cotton Bowl and the 2016 Sugar Bowl.

• Entering 2019, Oklahoma State has been ranked in the top 15 of the Associated Press poll in 10 of the last 11 seasons and has posted 10-win seasons six of the last nine years.

• The Cowboys have averaged 9.4 wins per year since 2010 and rank 12th nationally with 89 wins this decade.

• Gundy's career wins total in Big 12 games ranks fourth in the history of the conference, trailing only Bob Stoops, Mack Brown and Bill Snyder on the all-time chart.

• Oklahoma State has ranked in the top 10 nationally in scoring offense six times during Gundy's tenure as head coach and have ranked in the top 10 nationally in total offense seven times. The Cowboys led the nation in turnover margin in 2011 and have ranked in the top 10 nationally in that category in four of the past eight seasons.

Most Wins Since 2010

School	Wins
1. Alabama	120
2. Ohio State	111
Clemson	111
4. Oklahoma	104
5. Boise State	101
6. Wisconsin	98
7. Stanford	96
8. LSU	95
Oregon	95
10. Georgia	94
11. Florida State	93
12. Oklahoma State	89
Michigan State	89
14. Northern Illinois	88
15. TCU	85

Highest-Scoring Teams This Decade

1. 42.6	Oregon	5329 points in 125 games
2. 40.9	Oklahoma State	5035 points in 123 games
3. 40.5	Oklahoma	5190 points in 128 games
4. 39.8	Baylor	4903 points in 123 games
5. 39.8	Ohio State	5022 points in 126 games
6. 39.1	Alabama	5124 points in 131 games
7. 37.6	Boise State	4708 points in 125 games
8. 37.0	Clemson	4813 points in 130 games
9. 36.6	Houston	4470 points in 122 games
10. 36.4	Texas Tech	4370 points in 120 games

Gundy Year-by-Year Head Coaching Record

Year	Overall	Home	Away	Neutral	League Record	Finish
2005	4-7	3-3	1-4	0-0	1-7	6th South
2006	7-6	4-2	2-4	2-0	3-5	5th South
2007	7-6	4-2	2-4	1-0	4-4	3rd South
2008	9-4	6-1	2-2	1-1	5-3	4th South
2009	9-4	6-2	3-1	0-1	6-2	2nd South
2010	11-2	5-2	5-0	1-0	6-2	1st South
2011	12-1	6-0	5-1	1-0	8-1	1st
2012	8-5	6-1	1-4	1-0	5-4	T3rd
2013	10-3	5-1	4-1	1-1	7-2	T2nd
2014	7-6	4-2	2-3	1-1	4-5	7th
2015	10-3	5-2	5-0	0-1	7-2	2nd
2016	10-3	6-1	3-2	1-0	7-2	T2nd
2017	10-3	3-3	6-0	1-0	6-3	3rd
2018	7-6	5-2	1-4	1-0	3-6	T7th
2019	4-3	2-1	2-2	0-0	1-3	-
Career	125-62	70-25	44-32	12-5	73-51	-

Noting Gundy

- 2011 winner of the Paul "Bear" Bryant College Coach of the Year Award and the Eddie Robinson National Coach of the Year Award.
- Finalist for the Eddie Robinson National Coach of the Year Award and the Liberty Mutual National Coach of the Year Award in both 2010 and 2011.
- 2010 Big 12 Coach of the Year.
- 2015 AFCA Region 4 Coach of the Year.

	Gundy Era (2005-pres.)	The 14 years Before Gundy (1991-2004)
Top-25 National Finishes	7	1
Top-20 National Finishes	7	0
Top-15 National Finishes	4	0
Top-10 National Finishes	1	0
Top-5 National Finishes	1	0
Seasons with at least 10 wins	6	0
Seasons with at least nine wins	8	1
Seasons with at least eight wins	9	3
Conference Record	73-51	34-70-3
Top-3 Finishes in Conf. Standings	9	0
All-Americans	22	4
Conference Player of the Year	6	0
First-Round NFL Draft Picks	6	3
Bowl Appearances	13	4
Bowl Victories	9	1

Most Wins at Current School

(Active coaches only)

1. 170	Gary Patterson, TCU	20th year
2. 157	Kirk Ferentz, Iowa	21st year
3. 149	Nick Saban, Alabama	13th year
4. 126	Kyle Whittingham, Utah	16th year
125	Mike Gundy, Oklahoma State	15th year
6. 123	Dabo Swinney, Clemson	12th year
7. 111	Mark Dantonio, Michigan State	13th year
8. 109	Frank Solich, Ohio	15th year
9. 97	Pat Fitzgerald, Northwestern	14th year

Head Coaches at Their Alma Mater

Troy Calhoun	Air Force
Paul Chryst	Wisconsin
Pat Fitzgerald	Northwestern
Scott Frost	Nebraska
Mike Gundy	Oklahoma State
Thomas Hammock	Northern Illinois
Jim Harbaugh	Michigan
Bryan Harsin	Boise State
Tim Lester	Western Michigan
Matt Luke	Ole Miss
Mike Neu	Ball State
Barry Odum	Missouri
Nick Rolovich	Hawaii
David Shaw	Stanford
Kalani Sitake	BYU
Kirby Smart	Georgia
Jonathan Smith	Oregon State
Jeff Tedford	Fresno State



Oklahoma State Depth Chart

Offense

- LT** 73 Teven Jenkins (6-6; 310; RJr.; Topeka, KS)
76 Dylan Galloway (6-5; 297; RJr.; Dallas, TX)
- LG** 75 Marcus Keyes (6-3; 309; RSr.; Port Allen, LA)
70 Hunter Woodard (6-5; 295; RFr.; Tuscola, IL)
- C** 72 Johnny Wilson (6-3; 304; RSr.; Midland, TX)
50 Ry Schneider (6-3; 320; RJr.; Minco, OK)
- RG** 77 Hunter Anthony (6-7; 330; RFr.; Tuttle, OK)
79 Matt Kegel (6-5; 307; RJr.; Chaska, MN)
- RT** 78 Bryce Bray (6-5; 300; RFr.; Bixby, OK)
52 Jacob Farrell (6-6; 308; RFr.; Sulphur, OK)
- WR** 2 Tylan Wallace (6-0; 185; Jr.; Fort Worth, TX)
10 Tyrell Alexander (6-1; 182; RJr.; Lancaster, TX)
88 Langston Anderson (6-1; 192; Fr.; Midlothian, TX)
- WR** 17 Dillon Stoner (6-0; 198; RJr.; Tulsa, OK)
1 Landon Wolf (5-11; 174; RJr.; Tulsa, OK)
8 Braydon Johnson (6-1; 195; RSo.; Arlington, TX)
- WR** 12 Jordan McCray (6-6; 187; RSr.; Marietta, GA)
35 C.J. Moore (6-5; 175; RFr.; Tulsa, OK)
- or- 85 Patrick McKauffman (6-6; 200; RJr.; Oklahoma City, OK)
- CW** 89 Jelani Woods (6-7; 265; RSo.; Ellenwood, GA)
84 Dayton Metcalf (6-4; 237; RJr.; Hooker, OK)
- CW** 87 Logan Carter (6-4; 245; RJr.; Henrietta, TX)
84 Dayton Metcalf (6-4; 237; RJr.; Hooker, OK)
- RB** 30 Chuba Hubbard (6-1; 207; RSo.; Sherwood Park, AB, Can.)
7 LD Brown (5-9; 191; RJr.; Dallas, TX)
- QB** 3 Spencer Sanders (6-2; 195; RFr.; Denton, TX)
6 Dru Brown (5-11; 200; RSr.; San Mateo, CA)

Defense

- DE** 40 Brock Martin (6-4; 242; RSo.; Oologah, OK)
91 Mike Scott (6-5; 245; RSr.; Irving, TX)
- or- 94 Trace Ford (6-3; 227; Fr.; Edmond, OK)
- DT** 95 Israel Antwine (6-4; 295; So.; Oklahoma City, OK)
98 Brendon Evers (6-2; 290; RSo.; Bixby, OK)
- DT** 35 Samuela Tuihalamaka (6-2; 295; RFr.; Riverside, CA)
98 Brendon Evers (6-2; 290; RSo.; Bixby, OK)
- or- 99 Sione Asi (6-1; 325; Jr.; Reno, NV)
- DE** 92 Cameron Murray (6-2; 290; RJr.; Bryant, AR)
42 Jayden Jernigan (6-0; 300; Fr.; Allen, TX)
- or- 97 Amadou Fofana (6-4; 280; RJr.; Memphis, TN)
- LB** 11 Amen Ogbongbemiga (6-1; 225; RJr.; Calgary, AB, Can.)
33 Kevin Henry (6-0; 239; RSr.; Baton Rouge, LA)
38 Philip Redwine-Bryant (6-2; 228; RSr.; Harker Heights, TX)
- LB** 20 Malcolm Rodriguez (6-0; 205; Jr.; Wagoner, OK)
16 Devin Harper (6-1; 235; RJr.; Knoxville, TN)
36 Na'drian Dizadare (6-2; 200; Fr.; Shreveport, LA)
- CB** 8 Rodarius Williams (6-0; 187; RJr.; Shreveport, LA)
14 Bryce Balous (5-11; 190; RSr.; McKinney, TX)
- S** 24 Jarrick Bernard (6-2; 195; So.; Shreveport, LA)
25 Jason Taylor, II (6-2; 195; RFr.; Oklahoma City, OK)
- S** 3 Tre Sterling (6-1; 202; RSo.; Sunnyvale, TX)
12 Kanion Williams (6-2; 180; RFr.; Dallas, TX)
- S** 31 Kolby Harvell-Peel (6-0; 210; So.; College Station, TX)
2 Tanner McCalister (5-11; 185; So.; Heath, TX)
- CB** 4 A.J. Green (6-1; 190; Sr.; DeSoto, TX)
5 Kemah Siverand (6-1; 200; RSr.; Cypress, TX)
- or- 13 Thomas Harper (5-11; 165; Fr.; Knoxville, TN)

Specialists

- P** 29 Tom Hutton (6-3; 195; Fr.; Newborough, VI, Australia)
39 Jake McClure (6-3; 200; RSo.; Chattanooga, TN)
- PK** 49 Matt Ammendola (5-9; 195; RSr.; Lansdale, PA)
19 Alex Hale (6-1; 195; RFr.; Point Fredrick, Australia)
- KO** 39 Jake McClure (6-3; 200; RSo.; Chattanooga, TN)
19 Alex Hale (6-1; 195; RFr.; Point Fredrick, Australia)
- LS** 53 Matt Hembrough (6-3; 192; RSo.; Lisle, IL)
63 Braedy Wilson (6-4; 197; Fr.; Oklahoma City, OK)
- H** 39 Jake McClure (6-3; 200; RSo.; Chattanooga, TN)
29 Tom Hutton (6-3; 195; Fr.; Newborough, VI, Australia)
- KR** 7 LD Brown (5-9; 191; RJr.; Dallas, TX)
1 Landon Wolf (5-11; 174; RJr.; Tulsa, OK)
- PR** 17 Dillon Stoner (6-0; 198; RJr.; Tulsa, OK)
1 Landon Wolf (5-11; 174; RJr.; Tulsa, OK)

Pronunciations

- | | |
|------------------------|------------------------------------|
| 95 Israel Antwine | ANN-twine |
| 99 Sione Asi | see-OH-nay AH-see |
| 14 Bryce Balous | BAY-luss |
| 24 Jarrick Bernard | JAR-ick |
| 52 Jacob Farrell | FAIR-uhl |
| 97 Amadou Fofana | AH-muh-doo foe-FAH-nuh |
| 53 Matt Hembrough | HEM-bro |
| 30 Chuba Hubbard | CHOO-buh |
| 73 Teven Jenkins | TEV-in |
| 8 Braydon Johnson | BRAY-din |
| 11 Amen Ogbongbemiga | AY-men awg-BONG-beh-MEE-guh |
| 50 Ry Schneider | SHNYE-der |
| 5 Kemah Siverand | KEY-muh SIV-er-and |
| 95 Samuela Tuihalamaka | sam-WELL-uh TOO-ee-HAH-luh-MAH-kah |
| 12 Kanion Williams | kuh-NYE-un |
| 8 Rodarius Williams | roh-DARE-ee-us |
| 89 Jelani Woods | juh-LAW-nee |

Assistant Coaches and Gameday Locations



Joe Bob Clements
Defensive Line
Seventh Year at Oklahoma State
Gameday Location: Field



Charlie Dickey
Offensive Line
First Year at Oklahoma State
Gameday Location: Field



Tim Duffie
Cornerbacks
Seventh Year at Oklahoma State
Gameday Location: Field



Kasey Dunn
Receivers
Ninth Year at Oklahoma State
Gameday Location: Field



Sean Gleeson
Offensive Coordinator/QBs
First Year at Oklahoma State
Gameday Location: Booth



Dan Hammerschmidt
Safeties
Fifth Year at Oklahoma State
Gameday Location: Booth



Jim Knowles
Defensive Coordinator/LBs
Second Year at Oklahoma State
Gameday Location: Booth



Jason McEndoo
Cowboy Backs
Fifth Year at Oklahoma State
Gameday Location: Booth



Greg Richmond
Defensive Line
Fourth Year at Oklahoma State
Gameday Location: Booth



John Wozniak
Running Backs
Third Year at Oklahoma State
Gameday Location: Field



Player Tidbits - Offense

Left Tackle

- 73 Teven Jenkins**
6-6; 310; RJr.; Topeka, KS
- Has 22 total starts in his career.
 - 2018 honorable mention All-Big 12 selection by the coaches.
 - Started every game last season at either right tackle or left tackle.
 - Given OSU's 2018 Barry Sanders Award for most contribution with the least recognition.
 - Earned three starts as a freshman in 2017.
 - Took a redshirt in 2016.
 - Played basketball and baseball in HS.

Left Guard

- 76 Marcus Keyes**
6-3; 309; R Sr.; Port Allen, LA
- His 44 career starts are 13 more than anyone else on the OSU roster.
 - Has played in 46 career games.
 - Has started all but two games since his redshirt freshman season.
 - 2017 first-team All-Big 12 performer.
 - Two-time Academic All-Big 12 team.
 - Voted a team captain last season.
 - 2018 Vernon Grant Award for leadership, spirit and enthusiasm.
 - Father, also named Marcus Keyes, played on the defensive line for the Chicago Bears from 1996-97.

Center

- 72 Johnny Wilson**
6-3; 304; R Sr.; Midland, TX
- Has started six games at center and one at right guard this season.
 - A primary leader in the locker room.
 - Has started 29 games the past three seasons, including every game but one last year. That total trails only Marcus Keyes on the OSU offense.
 - Has played in 35 career games.
 - Enjoys heavy metal music.
 - Father, Kevin played college football and mother, Leslie, played college basketball.

Right Guard

- 77 Hunter Anthony**
6-7; 330; R Fr.; Tuttle, OK
- Earned his first career start in OSU's win over Kansas State, helping the Cowboys rush for 373 yards in the game while starting at right tackle.
 - Started at right guard at Texas Tech and against Baylor.
 - Has played in five career games, all this season.
 - Saw his first career game action in the season opener at Oregon State.
 - Took a redshirt last season.
 - A four-time academic state champion in high school.

Right Tackle

- 78 Bryce Bray**
6-5; 300; R Fr.; Bixby, OK
- Has started every game this season at either left or right tackle.
 - Spent much of last season on the depth chart, but saw action in only one game.
 - Oklahoma native who won the Class 6A-II state title in each of his first three HS seasons and finished as state runner-up in 2017.
 - Father, Doug, played football at OU.
 - Also played basketball and competed in track and field in high school.

- 76 Dylan Galloway**
6-5; 297; RJr.; Dallas, TX
- Has nine career starts to his credit.
 - Has played in 25 career games.
 - Became a starter at left tackle in 2018.
 - Did not play in the past two games.

- 70 Hunter Woodard**
6-5; 295; R Fr.; Tuscola, IL
- Played in each of the first two games this season.
 - One of three Cowboys from Illinois.
 - Played OL and DT in high school.

- 50 Ry Schneider**
6-3; 320; RJr.; Minco, OK
- Former walk-on who was placed on scholarship prior to the 2019 season.
 - Has started two games at center in his career, including vs. KSU in 2019.

- 79 Matt Kegel**
6-5; 307; RJr.; Chaska, MN
- Played primarily on special teams entering the 2019 season.
 - Grandfather played football and wrestled at Alabama.

- 52 Jacob Farrell**
6-6; 308; R Fr.; Sulphur, OK
- Played in each of the first two games, but has not seen the field since.
 - Four-sport athlete in high school - football, baseball, basketball, track.

Wide Receiver

- 2 Tylan Wallace**
6-0; 185; Jr.; Fort Worth, TX
- 2019 midseason All-America selection by *The Athletic*.
 - His 2,263 receiving yards since the beginning of last season leads the nation.
 - Among Power Five players with at least 40 catches, he ranks second with 17.16 yards per reception.
 - Tied for the FBS lead in 60-plus and 90-plus yard catches.
 - Leads the Big 12 and ranks among the top six in the FBS in receiving yards and receiving yards per game.
 - Three 100-yd receiving games in 2019.
 - Has 10 career 100-yard games to rank fifth in OSU history.
 - A 2018 Biletnikoff finalist.
 - Averaged 168.0 receiving yards vs. three AP top-10 teams last year.

Wide Receiver

- 17 Dillon Stoner**
6-0; 198; RJr.; Tulsa, OK
- Second on the team in receptions and receiving yards with 24 catches and 224 yards.
 - Has at least three catches in 11 of his past 13 games.
 - Has at least one catch in 31 of his past 32 games played.
 - Two-time first-team Academic All-Big 12.
 - Had back-to-back seasons of 40-plus catches in 2017 and 2018.
 - Three 100-yard games in his career.
 - Redshirted after four games in 2016.

Wide Receiver

- 1 Landon Wolf**
5-11; 174; RJr.; Tulsa, OK
- Third on the team with 14 catches.
 - Former walk-on who was placed on scholarship prior to the 2018 season.
 - Two-time first-team Academic All-Big 12.
 - Ranked fourth on the team last year with 33 receptions and 362 rec. yards.
 - Had the biggest game of his career to date with six catches for 116 yards and a touchdown against Kansas in 2018.
 - 2017 OSU Outstanding Walk-On Award.

Wide Receiver

- 12 Jordan McCray**
6-6; 187; R Sr.; Marietta, GA
- 11 catches for 173 yards this season.
 - Has a touchdown in each of his last two games.
 - A grad transfer from South Alabama.
 - Made 58 catches for 650 yards and five touchdowns at USA.
 - Has at least one catch in 24 of his past 26 games played.
 - Father, Curtis Brown, was a four-year letterman as a wide receiver at Alabama from 1991-95.
 - Uncle, Charlie Brown, was an All-Pro WR with the Washington Redskins.

Cowboy Back

- 89 Jelani Woods**
6-7; 265; R So.; Ellenwood, GA
- Had career highs last week with 5 catches for 32 yards.
 - A 2018 honorable mention All-Big 12 selection by the coaches.
 - Recruited as a quarterback, but moved to Cowboy Back prior to OSU's Camping World Bowl victory over Virginia Tech in 2017.
 - Averaged 17.1 yards per catch in 2018.
 - Played in 11 games with seven starts last season.

- 8 Braydon Johnson**
6-1; 195; R So.; Arlington, TX
- One of OSU's fastest players.
 - Career-long 69-yard touchdown catch against McNeese.
 - 7 catches for 155 yards this season.

- 35 C.J. Moore**
6-5; 175; R Fr.; Tulsa, OK
- Scored touchdowns in each of the first two games this season.
 - Cousin of former OSU receiver Tracy Moore.

- 85 Patrick McKaufman**
6-6; 200; RJr.; Okla. City, OK
- JUCO product who began his college career as a quarterback.
 - Missed last season to injury.
 - Redshirted in 2017.

- 87 Logan Carter**
6-4; 245; RJr.; Henrietta, TX
- Two TDs on five career catches.
 - Former walk-on who was put on scholarship prior to the 2019 season.
 - Two-time first-team Academic All-Big 12.

Running Back

- 30 Chuba Hubbard**
6-1; 207; R So.; Sherwood Park, Alberta, Canada
- The FBS leader in rushing yards, yards per game, rushing TDs, yards per carry (min. 140) and all purpose yards, among other categories. Also the FBS yards after contact leader (via *Pro Football Focus*).
 - His 296 rushing yards vs. Kansas State marked the highest individual total in an FBS game this season. That game, his 256 yards at Tulsa and his 221 yards at Oregon State account for the No. 1, No. 2 and No. 7 single-game performances in the country this season. No other player has more than one 200-yard game this season.
 - His 180.7 rushing yards per game is 42.4 more than second-place AJ Dillon of Boston College.
 - Has rushed for at least 100 yards in nine of his past 11 games.
 - Nine total TDs last year were the most for an OSU freshman during the Mike Gundy era (2005-present).
 - Was a standout track athlete who competed at the World Youth Championships in 2015.
 - A highly regarded recruit who chose Oklahoma State over offers from Alabama, Georgia, Oklahoma, Auburn, Miami (Fla.), Oregon, Texas A&M, Tennessee, TCU and numerous others.
 - In three seasons of high school football in Canada, he rushed for 6,880 yards on 458 attempts (15.0 yards per carry) with 82 touchdowns.

- 7 LD Brown**
5-9; 191; RJr.; Dallas, TX

- One of the fastest players on the team who has shown explosive ability with the ball in his hands.
- Has played in 28 career games with 89 carries for 543 yards (6.1 yards per carry).
- Also factors into special teams as a kickoff returner.
- Took a redshirt in 2016.
- Also a talented track athlete in high school.

Quarterback

- 3 Spencer Sanders**
6-2; 195; R Fr.; Denton, TX
- Needs 139 passing yards to break the Oklahoma State freshman record for passing yards in a season.
 - His 278.1 total offense average ranks No. 2 among FBS freshmen and No. 23 overall.
 - Ranks No. 6 among FBS quarterbacks with 457 rushing yards, recording two 100-yard rushing games.
 - Was a standout against Texas, accounting for 377 yards of total offense (268 passing, 109 rushing).
 - In his first career game at Oregon State, he finished 19 for 24 passing (79.2 pct.) for 203 yards with three touchdowns and no interceptions and added 109 rushing yards on 13 carries (8.4 yards per carry).
 - His rushing total at Oregon State was the highest for an OSU QB since J.W. Walsh ran for 125 against Mississippi State in 2013. It was the most for a freshman QB since Tony Lindsay rushed for 126 against Colorado in 1997.
 - The Texas 2017-18 Gatorade State Player of the Year and Mr. Texas Football by *Dave Campbell's Texas Football*.
 - Threw for 3,845 yards and 54 TDs as a HS senior while also rushing for 1,380 yards and 16 touchdowns.
 - Had offers from Ohio State, Texas A&M, Penn State, Ole Miss, TCU, Baylor and others coming out of HS.
 - An avid fisherman who enjoys the outdoors. Sister, Carissa Sanders, played soccer at North Texas.

- 6 Dru Brown**
5-11; 200; R Sr.; San Mateo, CA

- On the year, he's completed 10 of 13 passes for 153 yards and two TDs with zero interceptions.
- A grad transfer quarterback with two years of starting experience at the FBS level.
- Started his final 22 games at Hawai'i and was one of four team captains in 2017.
- In two seasons as the starting quarterback at Hawai'i, he passed for 5,273 yards and 37 touchdowns.
- Has four career 300-yard passing games, including a career-high 391 yard-game against UMass in 2017.

Player Tidbits - Defense and Special Teams

Defensive End	Defensive Tackle	Defensive Tackle	Defensive End
40 Brock Martin <i>6-4; 242; RSo.; Oologah, OK</i> <ul style="list-style-type: none"> A first-time starter this year. Leads the D-line with 22 tackles and four tackles for loss. Had a fumble recovery vs. K-State. Had eight tackles in OSU's win at Tulsa. 2018 first-team Academic All-Big 12. Made a game-changing fumble recovery deep in OSU territory as part of the win over No. 7 WVU in 2018. <i>The Oklahoman's</i> All-State Defensive Player of the Year as a HS senior. A three-time state champion wrestler. 	95 Israel Antwine <i>6-4; 295; So.; Okla. City, OK</i> <ul style="list-style-type: none"> Has made his first OSU starts in the past three games. Has played in each of the past four games, recording seven tackles, a tackle for loss and a quarterback hurry. Started 11 games as a true freshman at Colorado in 2018, recording 15 tackles. In 2018, he became just the second true freshman at Colorado to start a season opener on the defensive line. 	35 Samuela Tuihalamaka <i>6-2; 295; RFr.; Riverside, CA</i> <ul style="list-style-type: none"> Has played in every game this year and has been a starter in three of the past five. Has 17 tackles, a forced fumble, a tackle for loss and a quarterback hurry to his credit. His 17 tackles are the most for an OSU interior defensive lineman this year. Posted a season-high six tackles in the win over Tulsa. From California HS power Mater Dei, where he also competed as a wrestler. 	92 Cameron Murray <i>6-2; 290; RJr.; Bryant, AR</i> <ul style="list-style-type: none"> A first-time starter this year. Had four tackles vs. both Tulsa and Baylor. Has 25 career tackles and 3.5 career sacks. Has seen playing time at both defensive tackle and defensive end. 2017 first-team Academic All-Big 12 team selection. Saw significant action in all 13 games last year on the interior of the d-line.
94 Trace Ford <i>6-3; 227; Fr.; Edmond, OK</i> <ul style="list-style-type: none"> A true freshman who is establishing himself as a playmaker. Has 12 tackles, 2.0 sacks, three QB hurries and four PBU this season. 	98 Brendon Evers <i>6-2; 290; RSo.; Bixby, OK</i> <ul style="list-style-type: none"> Has three career starts, all this season. Has six tackles this season and 13 in his career. 	42 Jayden Jernigan <i>6-0; 300; Fr.; Allen, TX</i> <ul style="list-style-type: none"> One of three freshmen seeing regular playing time on the defensive line. Has 9 tackles and a sack to his credit. Posted five tackles vs. Tulsa. 	91 Mike Scott <i>6-5; 245; RSr.; Irving, TX</i> <ul style="list-style-type: none"> An athletic JUCO product who has played in 19 games and has 4.0 sacks. Blocked a key Missouri field goal attempt in the 2018 Liberty Bowl.

Linebacker	Linebacker	Cornerback	Cornerback	Safety
11 Amen Ogbongbemiga <i>6-1; 225; RJr.; Calgary, AB, Can.</i> <ul style="list-style-type: none"> Ranks among the top 10 in the Big 12 in both tackles and sacks this season. Had double-digit tackle performances against Texas (11) and Oregon St. (10). He leads the team with 7.5 tackles for loss this season. Ranks second on the team with 52 tackles this season. Two-time first-team Academic All-Big 12 selection. Was born in Lagos, Nigeria before moving to Houston, Texas, then to Calgary, Alberta, Canada. 	20 Malcolm Rodriguez <i>6-0; 205; Jr.; Wagoner, OK</i> <ul style="list-style-type: none"> Leads the team and ranks fourth in the Big 12 with 7.9 tackles per game. His 149 career tackles leads the team. Forced and recovered a fumble on the same play against Baylor last week. Double-digit tackle performances vs. McNeese (11) and Tulsa (11). A safety his first two seasons who moved to linebacker this season. Played quarterback in high school and was also a standout wrestler. 	8 Rodarius Williams <i>6-0; 187; RJr.; Shreveport, LA</i> <ul style="list-style-type: none"> A two-year starter whose 33 career starts are tied with A.J. Green for most on the Cowboy defense. His two interceptions last season led the team. His eight pass break ups last season were the second-most on the team. Took a redshirt in 2016. Brother, Andreae "Greedy" Williams, plays for the Cleveland Browns. A standout basketball player who also competed on the track and field team in high school. 	4 A.J. Green <i>6-1; 190; Sr.; DeSoto, TX</i> <ul style="list-style-type: none"> A two-year starter whose 33 career starts are tied with Rodarius Williams for most on the Cowboy defense. Recorded his first career pick-six as part of OSU's win over McNeese. Has six career interceptions. Voted a second-team all-conference selection by the coaches last season. Ranked among the Big 12 leaders last year in passes broken up with 11. Part of an athletic family with four cousins playing high-level sports. 	3 Tre Sterling <i>6-1; 202; RSo.; Sunnyvale, TX</i> <ul style="list-style-type: none"> An emerging talent who has 39 tackles this season, 29 of which have come in the past five games. First career start came at Oregon State, where he had nine tackles, 1.5 tackles for loss, a pass break up and a quarterback hurry. Had seven tackles, a tackle for loss and a pass break up against Kansas State. Also competed on the basketball, soccer and track teams in high school.
33 Kevin Henry <i>6-0; 239; RSr.; Baton Rouge, LA</i> <ul style="list-style-type: none"> 2016 2nd-team Academic All-Big 12. 2018 Vernon Grant Award for outstanding leadership, spirit and enthusiasm. 	16 Devin Harper <i>6-1; 235; RJr.; Knoxville, TN</i> <ul style="list-style-type: none"> Has played in 28 career games and logged 61 total tackles, 7.5 tackles for loss and 3.5 sacks. Brother, Thomas, plays CB for OSU. 	14 Bryce Balous <i>5-11; 190; RSr.; McKinney, TX</i> <ul style="list-style-type: none"> A special teams player throughout his career. Has played in every game since the beginning of 2017. 	5 Kemah Siverand <i>6-1; 200; RSr.; Cypress, TX</i> <ul style="list-style-type: none"> A grad transfer from Texas A&M who started his career as a wide receiver. Had a fumble recovery vs. Texas. Played in every game last season. 	12 Kanion Williams <i>6-2; 180; RFr.; Dallas, TX</i> <ul style="list-style-type: none"> Played in four games last season but was held out to preserve his redshirt after that. Cousin, Skyler Scott, played at Baylor.
Safety	Safety	Kicker	Kick Returner	Punt Returner
31 Kolby Harvell-Peel <i>6-0; 210; So.; College Station, TX</i> <ul style="list-style-type: none"> A prominent player with 43 tackles, two FF, an interception, three PBU and a FR on the year. Recorded an interception and a fumble recovery against Texas. Made a key fourth down sack in the Cowboys' road win at Tulsa. Played in every game as a true freshman last season and started four times. Made the game-winning tackle in the 2018 Liberty Bowl win over Missouri. Also ran track in high school, running the 100m dash and 4x100m relay. 	24 Jarrick Bernard <i>6-2; 195; So.; Shreveport, LA</i> <ul style="list-style-type: none"> Has 24 tackles on the year, 16 of which have come in the past four games. Given the 2018 Russell Okung Award as OSU's outstanding newcomer. Set a career high with 14 tackles against Texas Tech last season. Last season he ranked fifth on the team and led all Cowboy freshmen with 59 tackles. Blocked a punt and forced a fumble in the Cowboys' win over No. 17 Boise State last year. 	49 Matt Ammendola <i>5-9; 195; RSr.; Lansdale, PA</i> <ul style="list-style-type: none"> Third among active FBS players with 311 career points. Could finish as the second-leading scorer in OSU history. A three-time first-team Academic All-Big 12 selection. Made 37 of his past 43 FG attempts. Has made two 53-yard field goals during his career. 	7 LD Brown <i>5-9; 191; RJr.; Dallas, TX</i> <ul style="list-style-type: none"> One of the fastest players on the roster. Has 11 kickoff returns this season for a total of 190 yards. His longest kickoff return of the season so far was a 26-yarder against Baylor. Had a career-long 29-yard kick return at Pittsburgh in 2017. His career numbers include 22 kickoff returns for a total of 404 yards, for an average of 18.4 yards per return. Also a talented track athlete in high school. 	17 Dillon Stoner <i>6-0; 198; RJr.; Tulsa, OK</i> <ul style="list-style-type: none"> Has 11 punt returns this year with an average of 8.0 yards per return. Had a career-long punt return of 22 yards against Baylor last week. Two-time first-team Academic All-Big 12. Has served as OSU's primary punt returner since 2017. Last season he totaled 11 returns for 62 yards for an average of 5.6 yards. Also led the team with nine punt returns in 2017, totaling 55 yards for an average of 6.1 yards per return.
2 Tanner McCalister <i>5-11; 185; So.; Heath, TX</i> <ul style="list-style-type: none"> A developing prospect who has seen significant action on defense each of the past two years. Had a career-best five tackles against Texas Tech. 	25 Jason Taylor, II <i>6-2; 195; RFr.; Okla. City, OK</i> <ul style="list-style-type: none"> An OKC native who has contributed on special teams. Father and sister played college sports at Langston. 	Punter 29 Tom Hutton <i>6-3; 195; Fr.; Newborough, VI, AUS</i> <ul style="list-style-type: none"> A 29-year-old true freshman. Recruited through ProKick Australia, which has helped players such as former Ray Guy Award winners Mitch Wishnowski (Utah), Tom Hackett (Utah) and Tom Hornsey (Memphis). Played Australian-rules football with Yallourn-Yallourn North in the Mid Gippsland Football League. 	1 Landon Wolf <i>5-11; 174; RJr.; Tulsa, OK</i> <ul style="list-style-type: none"> Former walk-on who was placed on scholarship prior to the 2018 season. Has three career punt returns with a long of 10 yards. 	1 Landon Wolf <i>5-11; 174; RJr.; Tulsa, OK</i> <ul style="list-style-type: none"> Former walk-on who was placed on scholarship prior to the 2018 season. Has three career punt returns with a long of 10 yards.



Numerical Roster

No.	Name	Pos.	Ht.	Wt.	Exp.	Hometown/Previous School	No.	Name	Pos.	Ht.	Wt.	Exp.	Hometown/Previous School
1	Calvin Bundage	LB	6-2	215	Sr.-3L	Edmond, OK / Santa Fe	53	Matt Hembrough	LS	6-3	192	RSO.-Sq	Lisle, IL / Benet
1	Landon Wolf	WR	5-11	174	RJr.-2L	Tulsa, OK / East Central	54	Truett Knox	OL	6-1	300	RFr.-RS	Fort Worth, TX / Aledo
2	Tanner McCalister	S	5-11	185	So.-1L	Heath, TX / Rockwall-Heath	56	Xavier Ross	DT	6-3	285	Fr.-HS	Cedar Hill, TX / Cedar Hill
2	Tylan Wallace	WR	6-0	185	Jr.-2L	Fort Worth, TX / South Hills	57	Walker Reed	OL	6-6	341	RJr.-1L	Norman, OK / North
3	Spencer Sanders	QB	6-2	195	RFr.-RS	Denton, TX / Ryan	58	Layton Ernst	OL	6-1	270	Fr.-HS	Mansfield, TX / Mansfield
3	Tre Sterling	S	6-1	202	RSO.-1L	Sunnyvale, TX / Sunnyvale	60	Tyrese Williams	OL	6-3	300	RFr.-RS	Houston, TX / Cypress Ridge
4	Deondrick Glass	RB	5-10	190	Fr.-HS	Katy, TX / Katy	61	Jake Springfield	OL	6-5	316	Fr.-HS	Flower Mound, TX / Flower Mound
4	A.J. Green	CB	6-1	190	Sr.-3L	DeSoto, TX / DeSoto	63	Dylon Carnagey	DT	6-1	283	RFr.-RS	Skiatook, OK / Skiatook
5	Kemah Siverand	CB	6-1	200	RSr.-1L	Cypress, TX/Cypress Ridge/Texas A&M	63	Braedy Wilson	LS	6-4	197	Fr.-HS	Oklahoma City, OK / Mustang
6	Dru Brown	QB	5-11	200	RSr.-TR	San Mateo, CA / Los Gatos / College of San Mateo / Hawaii	65	Matt McClurg	OL	6-5	311	RSO.-Sq	Centennial, CO / Heritage
6	JayVeon Cardwell	CB	6-0	175	RFr.-RS	Cibola, TX / Steele	66	Joe Michalski	OL	6-4	270	Fr.-HS	Overland Park, KS / St. Thomas Aquinas
7	LD Brown	RB	5-9	191	RJr.-2L	Dallas, TX / DeSoto	67	Cole Birmingham	OL	6-5	295	Fr.-HS	Katy, TX / Katy
8	Braydon Johnson	WR	6-1	195	RSO.-1L	Arlington, TX / Bowie	68	Taylor Miterko	OL	6-6	270	Fr.-HS	Carlsbad, NM / Carlsbad
8	Rodarius Williams	CB	6-0	187	RJr.-2L	Shreveport, LA / Calvary Baptist	69	Ben Freehill	P	6-1	167	Fr.-HS	Melvin, IL / Gibson City / Melvin-Sibley
9	Brendan Costello	QB	6-0	192	Fr.-HS	San Clemente, CA / San Clemente	70	Kevin Mair	DT	6-1	295	RFr.-RS	Frisco, TX / Independence
10	Tyrell Alexander	WR	6-1	182	RJr.-2L	Lancaster, TX / Lancaster	70	Hunter Woodard	OL	6-5	295	RFr.-RS	Tuscola, IL / Tuscola
11	Amen Ogbongbemiga	LB	6-1	225	RJr.-2L	Calgary, Alberta, Canada / Notre Dame	72	Johnny Wilson	OL	6-3	304	RSr.-2L	Midland, TX / Midland Christian
12	Jordan McCray	WR	6-6	187	RSr.-TR	Marietta, GA / North Cobb / South Alabama	73	Teven Jenkins	OL	6-6	310	RJr.-2L	Topeka, KS / Topeka
12	Kanion Williams	S	6-2	180	RFr.-RS	Dallas, TX / South Oak Cliff	74	Preston Wilson	OL	6-4	280	Fr.-HS	Bartonville, TX / Argyle
13	Thomas Harper	CB	5-11	165	Fr.-HS	Knoxville, TN / Karns	75	Marcus Keyes	OL	6-3	309	RSr.-3L	Port Allen, LA / Port Allen
14	Bryce Balous	CB	5-11	190	RSr.-2L	McKinney, TX / North	76	Dylan Galloway	OL	6-5	297	RJr.-2L	Dallas, TX / Coppell
15	Jonathan Shepherd	WR	6-4	195	RFr.-RS	Kilgore, TX / Kilgore	77	Hunter Anthony	OL	6-7	330	RFr.-RS	Tuttle, OK / Tuttle
16	Devin Harper	LB	6-1	235	RJr.-2L	Knoxville, TN / Karns	78	Bryce Bray	OL	6-5	300	RFr.-RS	Bixby, OK / Bixby
17	Dillon Stoner	WR	6-0	198	RJr.-2L	Tulsa, OK / Jenks	79	Matt Kegel	OL	6-5	307	RJr.-1L	Chaska, MN / Chaska
18	Sean Michael Flanagan	S	6-2	195	RFr.-RS	Charleston, AR / Charleston	80	LC Greenwood	WR	6-3	212	RSO.-Sq	Garland, TX / Lakeview Central
18	Shaun Taylor	QB	6-0	209	RFr.-RS	Fort Worth, TX / All Saints Episcopal	81	Cole Goodnight	WR	6-2	175	Fr.-HS	Tahlequah, OK / Tahlequah
19	Alex Hale	K	6-1	195	RFr.-RS	Point Fredrick, Australia / St. Edward's	82	Grayson Boomer	CW	6-5	230	Fr.-HS	Collinsville, OK / Collinsville
20	Malcolm Rodriguez	LB	6-0	205	Jr.-2L	Wagoner, OK / Wagoner	82	Vance Mullendore	DE	6-1	217	Fr.-HS	Tulsa, OK / Holland Hall / IMG Academy
20	Schlyler Adair	RB	5-10	190	Fr.-HS	Wagoner, OK / Wagoner	83	Cade Cavender	WR	5-11	180	Fr.-HS	Broken Arrow, OK / Bixby
22	Demarco Jones	CB	6-1	175	Fr.-HS	Tulsa, OK / Booker T. Washington	83	Gordie Geymuller	DE	6-2	192	Fr.-HS	Dallas, TX / Parish Episcopal
22	Mbari Snoddy	RB	5-11	190	RFr.-RS	Edmond, OK / Santa Fe	84	Dayton Metcalf	CW	6-4	237	RJr.-Sq	Hooker, OK / Hooker
23	Gabe Lemons	S	6-2	179	RFr.-RS	Prosper, TX / Coppell	85	Patrick McKaufman	WR	6-6	200	RJr.-Sq	Oklahoma City, OK / Douglass / NEO A&M JC
24	Jarrick Bernard	S	6-2	195	So.-1L	Shreveport, LA / Evangel Christian	86	Dreyson Watters	WR	5-10	171	Fr.-HS	Jenks, OK / Jenks
25	Jason Taylor, II	S	6-2	195	RFr.-RS	Oklahoma City, OK / Carl Albert	87	Logan Carter	CW	6-4	245	RJr.-2L	Henrietta, TX / Henrietta
25	Andre Washington	RB	6-0	186	Fr.-HS	Roanoke, TX / Liberty Christian	88	Langston Anderson	WR	6-1	192	Fr.-HS	Midlothian, TX / Heritage
26	Micah Cooper	RB	6-0	198	RJr. - TR	Madill, OK / Madill / Henderson State / NEO A&M JC	88	Jake Schultz	DE	6-3	218	Fr.-HS	Prague, OK / Prague
26	Xavier Player	CB	6-0	175	Fr.-HS	Cibola, TX / Steele	89	Tyler Lacy	DE	6-4	265	RFr.-RS	Sachse, TX / Sachse
27	Dezmon Jackson	RB	6-0	203	Jr.-TR	El Dorado, AR / Parkers Chapel / Hutchinson CC	89	Jelani Woods	CW	6-7	265	RSO.-1L	Ellenwood, GA / Cedar Grove
29	Tom Hutton	P	6-3	195	Fr.-HS	Newborough, VI, Australia / ProKick	90	Braden Cassity	CW	6-2	240	RFr.-RS	Austin, TX / Westlake
30	Chuba Hubbard	RB	6-1	207	RSO.-1L	Sherwood Park, Alberta, Canada / Bev Facey	91	Mike Scott	DE	6-5	245	RSr.-1L	Irving, TX / Nimitz / SMU / Trinity Valley JC
30	Gabe Simpson	WR	6-2	208	RFr.-RS	Jay, OK / Jay	92	Cameron Murray	DT	6-2	290	RJr.-2L	Bryant, AR / Bryant
31	Kolby Harvell-Peel	S	6-0	210	So.-1L	College Station, TX / A&M Consolidated	94	Trace Ford	DE	6-3	227	Fr.-HS	Edmond, OK / Santa Fe
31	Taje Williams	WR	5-8	162	RSr.-Sq	Pearland, TX / Dawson / Blinn JC	95	Israel Antwine	DT	6-4	295	So.-TR	Oklahoma City, OK / Millwood / Colorado
33	Kevin Henry	LB	6-0	239	RSr.-2L	Baton Rouge, LA / Central	96	Kody Walterscheid	DE	6-6	230	Fr.-HS	Muenster, TX / Muenster
35	C.J. Moore	WR	6-5	175	RFr.-RS	Tulsa, OK / Union	97	Amadou Fofana	DE	6-4	280	RJr.-TR	Memphis, TN / Mitchell / Highland CC
35	Samuela Tuihalamaka	DT	6-2	295	RFr.-RS	Riverside, CA / Mater Dei	98	Brendon Evers	DT	6-2	290	RSO.-1L	Bixby, OK / Bixby
36	Na'drian Dizadare	LB	6-2	200	Fr.-HS	Shreveport, LA / Evangel Christian	99	Sione Asi	DT	6-1	325	Jr.-TR	Reno, NV / McQueen / Snow College
37	Isreal Isuman-Hundley	DE	6-5	230	Fr.-HS	Colleyville, TX / Heritage							
38	Jacob Morris	WR	5-9	169	RFr.-RS	Oklahoma City, OK / Newcastle							
38	Philip Redwine-Bryant	LB	6-2	228	RSr.-1L	Harker Heights, TX / Academy							
39	Jake McClure	K	6-3	200	RSO.-1L	Chattanooga, TN / East Hamilton							
40	Brock Martin	DE	6-4	242	RSO.-1L	Oologah, OK / Oologah							
41	Valek Cisneros	CW	6-4	208	Fr.-HS	Arapahoe, OK / Clinton							
41	Braden Spicer	LB	5-11	217	RFr.-RS	Tulsa, OK / Union							
42	Jayden Jernigan	DT	6-0	300	Fr.-HS	Allen, TX / Allen							
44	Kamryn Farrar	LB	6-0	200	Fr.-HS	Dallas, TX / Skyline							
47	Carson Kropp	LB	6-2	230	RFr.-RS	Owasso, OK / Owasso							
48	Adam Martin	LB	5-11	217	RSO.-Sq	Stillwater, OK / Stillwater							
49	Matt Ammendola	K	5-9	195	RSr.-3L	Lansdale, PA / North Penn							
50	Ry Schneider	OL	6-3	320	RJr.-1L	Minco, OK / Minco							
50	Relijah Sherman	LB	5-11	222	RSO.-Sq	Oklahoma City, OK / Carl Albert / SW Okla. State							
51	Matthew Werner	LB	5-11	211	RFr.-RS	Southlake, TX / Carroll							
52	Jacob Farrell	OL	6-6	308	RFr.-RS	Sulphur, OK / Sulphur							
52	Ben Kopenski	DE	6-1	235	RFr.-RS	McKinney, TX / Prosper							

Pronunciations

5	Kemah Siverand	KEY-muh SIV-er-and	37	Isreal Isuman-Hundley	iss-OO-mahn
6	Dru Brown	DREW			HUND-lee
6	JayVeon Cardwell	jay-vee-AWN	60	Tyrese Williams	TY-reese
8	Rodarius Williams	roh-DARE-ee-us	66	Joe Michalski	muh-HALL-skee
11	Amen Ogbongbemiga	AY-men	68	Taylor Miterko	mih-TERK-oh
		awg-BONG-beh-MEE-guh	75	Marcus Keyes	keez
12	Kanion Williams	kuh-NYE-un	79	Matt Kegel	KAY-gull
14	Bryce Balous	BAY-luss	89	Jelani Woods	juh-LAW-nee
24	Jarrick Bernard	JAR-ick	95	Israel Antwine	ANN-twine
30	Chuba Hubbard	CHOO-buh	96	Kody Walterscheid	walter-SHIED
31	Taje Williams	TAHZ-yay			(not walter-SHEED)
35	Samuela Tuihalamaka	sam-WELL-uh	97	Amadou Fofana	AH-muh-doo
		TOO-ee-HAH-luh-MAH-kah			foe-FAH-nuh
36	Na'Drian Dizadare	NAY-dree-un	99	Sione Asi	see-OH-nay AH-see
		DIZ-uh-dare			



Alphabetical Roster

No.	Name	Pos.	Ht.	Wt.	Exp.	Hometown/Previous School	No.	Name	Pos.	Ht.	Wt.	Exp.	Hometown/Previous School
20	Schlyer Adair	RB	5-10	190	Fr-HS	Wagoner, OK / Wagoner	12	Jordan McCray	WR	6-6	187	RSr.-TR	Marietta, GA / North Cobb / South Alabama
10	Tyrell Alexander	WR	6-1	182	RJr.-2L	Lancaster, TX / Lancaster	85	Patrick McKauffman	WR	6-6	200	RJr.-Sq	Oklahoma City, OK / Douglass / NEO A&M JC
49	Matt Ammendola	K	5-9	195	RSr.-3L	Lansdale, PA / North Penn	84	Dayton Metcalf	CW	6-4	237	RJr.-Sq	Hooker, OK / Hooker
88	Langston Anderson	WR	6-1	192	Fr.-HS	Midlothian, TX / Heritage	66	Joe Michalski	OL	6-4	270	Fr.-HS	Overland Park, KS / St. Thomas Aquinas
77	Hunter Anthony	OL	6-7	330	RFr.-RS	Tuttle, OK / Tuttle	68	Taylor Miterko	OL	6-6	270	Fr.-HS	Carlsbad, NM / Carlsbad
95	Israel Antwine	DT	6-4	295	So.-TR	Oklahoma City, OK / Millwood / Colorado	35	C.J. Moore	WR	6-5	175	RFr.-RS	Tulsa, OK / Union
99	Sione Asi	DT	6-1	325	Jr.-TR	Reno, NV / McQueen / Snow College	38	Jacob Morris	WR	5-9	169	RFr.-RS	Oklahoma City, OK / Newcastle
14	Bryce Balous	CB	5-11	190	RSr.-2L	McKinney, TX / North	82	Vance Mullendore	DE	6-1	217	Fr.-HS	Tulsa, OK / Holland Hall / IMG Academy
24	Jarrick Bernard	S	6-2	195	So.-1L	Shreveport, LA / Evangel Christian	92	Cameron Murray	DT	6-2	290	RJr.-2L	Bryant, AR / Bryant
67	Cole Birmingham	OL	6-5	295	Fr.-HS	Katy, TX / Katy	11	Amen Ogbongbemiga	LB	6-1	225	RJr.-2L	Calgary, Alberta, Canada / Notre Dame
82	Grayson Boomer	CW	6-5	230	Fr.-HS	Collinsville, OK / Collinsville	26	Xavier Player	CB	6-0	175	Fr.-HS	Cibola, TX / Steele
78	Bryce Bray	OL	6-5	300	RFr.-RS	Bixby, OK / Bixby	38	Philip Redwine-Bryant	LB	6-2	228	RSr.-1L	Harker Heights, TX / Academy
6	Dru Brown	QB	5-11	200	RSr.-TR	San Mateo, CA / Los Gatos / College of San Mateo / Hawaii	57	Walker Reed	OL	6-6	341	RJr.-1L	Norman, OK / North
7	LD Brown	RB	5-9	191	RJr.-2L	Dallas, TX / DeSoto	20	Malcolm Rodriguez	LB	6-0	205	Jr.-2L	Wagoner, OK / Wagoner
1	Calvin Bundage	LB	6-2	215	Sr.-3L	Edmond, OK / Santa Fe	56	Xavier Ross	DT	6-3	285	Fr.-HS	Cedar Hill, TX / Cedar Hill
6	JayVeon Cardwell	CB	6-0	175	RFr.-RS	Cibola, TX / Steele	3	Spencer Sanders	QB	6-2	195	RFr.-RS	Denton, TX / Ryan
63	Dylon Carnagey	DT	6-1	283	RFr.-RS	Skiatook, OK / Skiatook	50	Ry Schneider	OL	6-3	320	RJr.-1L	Minco, OK / Minco
87	Logan Carter	CW	6-4	245	RJr.-2L	Henrietta, TX / Henrietta	88	Jake Schultz	DE	6-3	218	Fr.-HS	Prague, OK / Prague
90	Braden Cassity	CW	6-2	240	RFr.-RS	Austin, TX / Westlake	91	Mike Scott	DE	6-5	245	RSr.-1L	Irving, TX / Nimitz / SMU / Trinity Valley JC
83	Cade Cavender	WR	5-11	180	Fr.-HS	Broken Arrow, OK / Bixby	15	Jonathan Shepherd	WR	6-4	195	RFr.-RS	Kilgore, TX / Kilgore
41	Valek Cisneros	CW	6-4	208	Fr.-HS	Arapaho, OK / Clinton	50	Relijah Sherman	LB	5-11	222	RSo.-Sq	Oklahoma City, OK / Carl Albert / SW Okla. State
26	Micah Cooper	RB	6-0	198	RJr.-TR	Madill, OK / Madill / Henderson State / NEO A&M JC	30	Gabe Simpson	WR	6-2	208	RFr.-RS	Jay, OK / Jay
9	Brendan Costello	QB	6-0	192	Fr.-HS	San Clemente, CA / San Clemente	5	Kemah Siverand	CB	6-1	200	RSr.-1L	Cypress, TX / Cypress Ridge/Texas A&M
36	Na'drian Dizadare	LB	6-2	200	Fr.-HS	Shreveport, LA / Evangel Christian	22	Mbari Snoddy	RB	5-11	190	RFr.-RS	Edmond, OK / Santa Fe
58	Layton Ernst	OL	6-1	270	Fr.-HS	Mansfield, TX / Mansfield	41	Braden Spicer	LB	5-11	217	RFr.-RS	Tulsa, OK / Union
98	Brendon Evers	DT	6-2	290	RSo.-1L	Bixby, OK / Bixby	61	Jake Springfield	OL	6-5	316	Fr.-HS	Flower Mound, TX / Flower Mound
44	Kamryn Farrar	LB	6-0	200	Fr.-HS	Dallas, TX / Skyline	3	Tre Sterling	S	6-1	202	RSo.-1L	Sunnyvale, TX / Sunnyvale
52	Jacob Farrell	OL	6-6	308	RFr.-RS	Sulphur, OK / Sulphur	17	Dillon Stoner	WR	6-0	198	RJr.-2L	Tulsa, OK / Jenks
18	Sean Michael Flanagan	S	6-2	195	RFr.-RS	Charleston, AR / Charleston	18	Shaun Taylor	QB	6-0	209	RFr.-RS	Fort Worth, TX / All Saints Episcopal
97	Amadou Fofana	DE	6-4	280	RJr.-TR	Memphis, TN / Mitchell / Highland CC	25	Jason Taylor, II	S	6-2	195	RFr.-RS	Oklahoma City, OK / Carl Albert
94	Trace Ford	DE	6-3	227	Fr.-HS	Edmond, OK / Santa Fe	35	Samuela Tuihalamaka	DT	6-2	295	RFr.-RS	Riverside, CA / Mater Dei
69	Ben Freehill	P	6-1	167	Fr.-HS	Melvin, IL / Gibson City / Melvin-Sibley	2	Tylan Wallace	WR	6-0	185	Jr.-2L	Fort Worth, TX / South Hills
76	Dylan Galloway	OL	6-5	297	RJr.-2L	Dallas, TX / Coppell	96	Kody Walterscheid	DE	6-6	230	Fr.-HS	Muenster, TX / Muenster
83	Gordie Geymuller	DE	6-2	192	Fr.-HS	Dallas, TX / Parish Episcopal	25	Andre Washington	RB	6-0	186	Fr.-HS	Roanoke, TX / Liberty Christian
4	Deondrick Glass	RB	5-10	190	Fr.-HS	Katy, TX / Katy	86	Dreyson Watters	WR	5-10	171	Fr.-HS	Jenks, OK / Jenks
81	Cole Goodnight	WR	6-2	175	Fr.-HS	Tahlequah, OK / Tahlequah	51	Matthew Werner	LB	5-11	211	RFr.-RS	Southlake, TX / Carroll
4	A.J. Green	CB	6-1	190	Sr.-3L	DeSoto, TX / DeSoto	60	Tyrese Williams	OL	6-3	300	RFr.-RS	Houston, TX / Cypress Ridge
80	LC Greenwood	WR	6-3	212	RSo.-Sq	Garland, TX / Lakeview Central	31	Taje Williams	WR	5-8	162	RSr.-Sq	Pearland, TX / Dawson / Blinn JC
19	Alex Hale	K	6-1	195	RFr.-RS	Point Fredrick, Australia / St. Edward's	8	Rodarius Williams	CB	6-0	187	RJr.-2L	Shreveport, LA / Calvary Baptist
16	Devlin Harper	LB	6-1	235	RJr.-2L	Knoxville, TN / Karns	12	Kanion Williams	S	6-2	180	RFr.-RS	Dallas, TX / South Oak Cliff
13	Thomas Harper	CB	5-11	165	Fr.-HS	Knoxville, TN / Karns	72	Johnny Wilson	OL	6-3	304	RSr.-2L	Midland, TX / Midland Christian
31	Kolby Harvell-Peel	S	6-0	210	So.-1L	College Station, TX / A&M Consolidated	74	Preston Wilson	OL	6-4	280	Fr.-HS	Bartonville, TX / Argyle
53	Matt Hembrough	LS	6-3	192	RSo.-Sq	Lisle, IL / Benet	63	Braedy Wilson	LS	6-4	197	Fr.-HS	Oklahoma City, OK / Mustang
33	Kevin Henry	LB	6-0	239	RSr.-2L	Baton Rouge, LA / Central	1	Landon Wolf	WR	5-11	174	RJr.-2L	Tulsa, OK / East Central
30	Chuba Hubbard	RB	6-1	207	RSo.-1L	Sherwood Park, Alberta, Canada / Bev Facey	70	Hunter Woodard	OL	6-5	295	RFr.-RS	Tuscola, IL / Tuscola
29	Tom Hutton	P	6-3	195	Fr.-HS	Newborough, VI, Australia / ProKick	89	Jelani Woods	CW	6-7	265	RSo.-1L	Ellenwood, GA / Cedar Grove
37	Isreal Isuman-Hundley	DE	6-5	230	Fr.-HS	Colleyville, TX / Heritage							
27	Dezmon Jackson	RB	6-0	203	Jr.-TR	El Dorado, AR / Parkers Chapel / Hutchinson CC							
73	Teven Jenkins	OL	6-6	310	RJr.-2L	Topeka, KS / Topeka							
42	Jayden Jernigan	DT	6-0	300	Fr.-HS	Allen, TX / Allen							
8	Braydon Johnson	WR	6-1	195	RSo.-1L	Arlington, TX / Bowie							
22	Demarco Jones	CB	6-1	175	Fr.-HS	Tulsa, OK / Booker T. Washington							
79	Matt Kegel	OL	6-5	307	RJr.-1L	Chaska, MN / Chaska							
75	Marcus Keyes	OL	6-3	309	RSr.-3L	Port Allen, LA / Port Allen							
54	Truett Knox	OL	6-1	300	RFr.-RS	Fort Worth, TX / Aledo							
52	Ben Kopenski	DE	6-1	235	RFr.-RS	McKinney, TX / Prosper							
47	Carson Kropp	LB	6-2	230	RFr.-RS	Owasso, OK / Owasso							
89	Tyler Lacy	DE	6-4	265	RFr.-RS	Sachse, TX / Sachse							
23	Gabe Lemons	S	6-2	179	RFr.-RS	Prosper, TX / Coppell							
70	Kevin Mair	DT	6-1	295	RFr.-RS	Frisco, TX / Independence							
40	Brock Martin	DE	6-4	242	RSo.-1L	Oologah, OK / Oologah							
48	Adam Martin	LB	5-11	217	RSo.-Sq	Stillwater, OK / Stillwater							
2	Tanner McCalister	S	5-11	185	So.-1L	Heath, TX / Rockwall-Heath							
39	Jake McClure	K	6-3	200	RSo.-1L	Chattanooga, TN / East Hamilton							
65	Matt McClurg	OL	6-5	311	RSo.-Sq	Centennial, CO / Heritage							

Pronunciations

95	Israel Antwine	ANN-twine	66	Joe Michalski	muh-HALL-skee
99	Sione Asi	see-OH-nay AH-see	68	Taylor Miterko	mih-TERK-oh
14	Bryce Balous	BAY-luss	11	Amen Ogbongbemiga	AY-men
24	Jarrick Bernard	JAR-ick			awg-BONG-beh-MEE-guh
6	Dru Brown	DREW	5	Kemah Siverand	KEY-muh SIV-er-and
6	JayVeon Cardwell	jay-vee-AWN	35	Samuela Tuihalamaka	sam-WELL-uh
36	Na'Drian Dizadare	NAY-dree-un			TOO-ee-HAH-luh-MAH-kah
97	Amadou Fofana	DIZ-uh-dare	96	Kody Walterscheid	walter-SHIED
		AH-muh-doo			(not walter-SHEED)
		foe-FAH-nuh	12	Kanion Williams	kuh-NYE-un
30	Chuba Hubbard	CHOO-buh	8	Rodarius Williams	roh-DARE-ee-us
37	Isreal Isuman-Hundley	iss-OO-mahn	31	Taje Williams	TAHZ-yay
		HUND-lee	60	Tyrese Williams	TY-reese
79	Matt Kegel	KAY-gull	89	Jelani Woods	juh-LAW-nee
75	Marcus Keyes	keez			



Game Notes

2019 Honors and Recognition

2 Tylan Wallace - WR

- Midseason All-America Team (*The Athletic*)
- Preseason All-America First Team (AP, *ESPN*, *The Sporting News*, *Athlon*, *Lindy's*)
- Preseason All-America Second Team (*Sports Illustrated*, *CBS*, Phil Steele)
- Preseason All-Big 12 Team
- Biletnikoff Award Watch List
- Maxwell Award Watch List
- Walter Camp Award Watch List
- Earl Campbell Tyler Rose Award Watch List
- Earl Campbell Tyler Rose Hon. Mention POTW vs. Oregon State
- Earl Campbell Tyler Rose Hon. Mention POTW vs. McNeese
- OSU Offensive MVP vs. McNeese

30 Chuba Hubbard - RB

- Midseason All-America Team (AP, *ESPN*, *USA Today*, *The Athletic*, *The Sporting News*)
- Big 12 Offensive Player of the Week vs. Tulsa
- Big 12 Offensive Player of the Week vs. Kansas State
- OSU Offensive MVP vs. Oregon State
- OSU Offensive MVP vs. Tulsa
- OSU Offensive MVP vs. Kansas State
- PFF Eckrich National Team of the Week vs. Oregon State
- PFF Eckrich National Team of the Week vs. Tulsa
- PFF Eckrich National Team of the Week vs. Kansas State
- Preseason All-Big 12 Team
- Maxwell Award Watch List
- Doak Walker Award Watch List
- Paul Hornung Award Watch List

3 Spencer Sanders - QB

- PFF Eckrich National Team of the Week vs. Oregon State
- Manning Award "Star of the Week" vs. Oregon State
- Earl Campbell Tyler Rose Hon. Mention POTW vs. Oregon State
- Big 12 Newcomer of the Week vs. McNeese
- FWAA Preseason Freshman All-America Team

(continued on next page)

The Basics

The Oklahoma State football team (4-3 overall; 1-3 Big 12) travels to Ames, Iowa to face No. 23 Iowa State (5-2 overall; 3-1 Big 12) on Saturday at 2:30 p.m. at Jack Trice Stadium. It marks the fifth of six road games on the Cowboys' schedule the season. Iowa State also marks OSU's fourth ranked opponent in five games.

On the Air

The game will be televised by FS1 with Cory Provus, Petros Papadakis and Shane Vereen on the call. The contest will also be carried live on the Cowboy Radio Network, with Dave Hunziker handling play-by-play, John Holcomb providing analysis and Robert Allen reporting from the sideline. Fans outside of the Cowboy Radio Network can listen to the OSU broadcast for free through TuneIn Radio or the TuneIn Radio app.

In the Rankings

Oklahoma State is not ranked this week. Entering 2019, OSU had reached the top 15 of the AP poll at some point in 10 of the past 11 seasons. OSU had also seen a top 10 ranking in the AP poll at some point in eight of the past 11 seasons.

Iowa State is ranked No. 23 in the AP poll and is one spot out of the coaches' rankings.

The Series

Saturday's game marks the 54th meeting between Oklahoma State and Iowa State, with the series dating back to 1926. The 2019 season also marks the ninth consecutive year the teams have met. OSU owns a 31-19-3 all-time series advantage, including a 14-12-1 advantage in games played in Ames. OSU has won eight of the past 10 matchups, including three straight in Ames. A win Saturday would mark the longest road win streak for the Cowboys in the history of the series.

Coach Mike Gundy is 8-3 in his career against Iowa State, while ISU coach Matt Campbell is 1-2 in his career against OSU.

Oklahoma State from a Distance

Oklahoma State is 4-3 overall and 1-3 in Big 12 play, and Saturday's game will mark OSU's fourth ranked opponent in its past five games.

The story of the season so far has been the emergence of Heisman Trophy candidate Chuba Hubbard, who leads the nation in nearly every statistical rushing category, including rushing yards, rushing touchdowns, rushing yards per game, all-purpose yards, yards after contact (via *Pro Football Focus*), yards per carry (min. 140) and more. His average of 180.7 rushing yards per game is 42.4 more than second-place A.J. Dillon of Boston College. For perspective, the spread between first place and second place is larger than the spread between second place and 28th place. Hubbard's rushing yards through seven games are better than three of the past four running backs to win the Heisman, and are also better than any OSU player since Barry Sanders' historic Heisman season in 1988.

OSU wide receiver Tylan Wallace is also making a case to repeat as a first team All-American and Biletnikoff Award finalist, if not more. Wallace is sixth nationally with 772 receiving yards this season and he has more yards, catches and touchdowns now than he did through seven games last season.

Defensively, the Cowboys have held their past three opponents to a combined 6-of-35 (17.1%) on third down tries. That ranks No. 1 in the FBS over the past four weeks. Linebackers Amen Ogbongbemiga and Malcolm Rodriguez have been the individual standouts, as both rank among the top six tacklers in the Big 12.

On special teams, Matt Ammendola ranks third among all active players in the FBS with 311 career points scored. At 10-for-10 on the year, he's one of only four kickers in the country who has attempted 10 or more field goals and converted at a 100 percent rate this season.

Weekly Media Calendar

21 Monday	22 Tuesday	23 Wednesday	24 Thursday	25 Friday	26 Saturday	27 Sunday
10:20 a.m. Mike Gundy on Big 12 Teleconference 12 p.m. Mike Gundy Media Luncheon	5:30 p.m. Selected players available after practice	No availability except for network TV	No availability	No availability	2:30 p.m. Oklahoma State at Iowa State	6 p.m. Mike Gundy Radio Show - Cowboy Radio Network



Game Notes

Oklahoma State Leaders

Rushing	Att	Net	TD
Chuba Hubbard	194	1,265	15
Spencer Sanders	99	457	2
LD Brown	28	157	2

Passing	C-A-I	Yds	TD
Spencer Sanders	118-190-9	1,490	11
Dru Brown	10-13-0	142	2

Receiving	Rec	Yds	TD
Tylan Wallace	45	772	7
Dillon Stoner	24	224	0
Jordan McCray	11	173	2

Tackles	Solo	Asst.	Total
Malcolm Rodriguez	32	23	55
Amen Ogbongbemiga	34	18	52
Kolby Harvell-Peel	33	10	43

Tackles for Loss	No.	Yds
Amen Ogbongbemiga	7.5	36
Tre Sterling	5.0	17

Interceptions	No.	Yds
A.J. Green	1	27
Kolby Harvell-Peel	1	22

Iowa State Leaders

Rushing	Att	Net	TD
Breece Hall	63	399	5
Brock Purdy	54	195	6
Johnnie Lang	43	193	3

Passing	C-A-I	Yds	TD
Brock Purdy	163-223-4	2,185	14

Receiving	Rec	Yds	TD
Tarique Milton	23	510	2
Deshaunte Jones	44	495	1
Charlie Kolar	26	398	4

Tackles	Solo	Asst.	Total
Marcel Spears	32	23	55
Lawrence White	26	22	48
Mike Rose	26	20	46

Tackles for Loss	No.	Yds
Mike Rose	8.0	25
O'Rien Vance	6.5	42

Interceptions	No.	Yds
Lawrence White	1	28
Braxton Lewis	1	23

2019 Honors and Recognition (continued from previous page)

4 A.J. Green - CB

- PFF Eckrich National Team of the Week vs. McNeese
- Preseason All-Big 12 Team
- Nagurski Trophy Watch List
- Jim Thorpe Award Watch List

49 Matt Ammendola - K

- 2019 William V. Campbell Trophy semifinalist
- Lou Groza Award Star of the Week vs. Kansas State

49 Matt Ammendola - K

- Lou Groza Award Star of the Week vs. Kansas State

31 Kolby Harvell-Peel - S

- Big 12 Defensive Player of the Week vs. Texas

3 Tre Sterling - S

- OSU Defensive MVP vs. Kansas State

20 Malcolm Rodriguez - LB

- OSU Defensive MVP vs. Oregon State

11 Amen Ogbongbemiga - LB

- OSU Defensive MVP vs. McNeese

14 Bryce Balous - CB

- OSU Special Teams MVP vs. McNeese

2 Tanner McCalister - S

- OSU Special Teams MVP vs. Oregon State

72 Johnny Wilson - C

- Rimington Trophy Watch List

17 Dillon Stoner - WR

- OSU Special Teams MVP vs. Tulsa

89 Tyler Lacy - DE

- OSU Defensive MVP vs. Tulsa

1 Calvin Bundage - LB

- Butkus Award Watch List

An Oklahoma State Win Would...

- Make it 8-3 in its past 11 games vs. opponents ranked in the top 25 of the AP poll.
- Give it four straight wins over Iowa State in Ames, marking the longest road win streak of the series.
- Improve it to 9-2 in its past 11 games vs. Iowa State.
- Improve Mike Gundy's career record vs. Iowa State to 9-3.
- Improve it to 30-13 in its past 43 games overall and 44-18 in its past 62 games overall.
- Improve Mike Gundy's record in Big 12 games to 74-51.
- Improve it to 55-30 in Big 12 Conference games since 2010.
- Make it 3-2 on the road this season.

Notable Streaks and Trends Entering the Game

- OSU is 18-7 in its past 25 games decided by fewer than 10 points.
- OSU has scored on its opening drive in 10 of its past 16 games.
- OSU has won 23 of its past 25 games when leading at halftime, dating back to Sept. 17, 2016.
- Matt Ammendola has made 13 consecutive field goals, as well as 37 of his past 43 field goal attempts and 39 of his past 46 tries.
- OSU has had at least one 100-yard receiver in 17 of its past 25 games.
- OSU has had a 100-yard rusher in 23 of its past 34 games.
- OSU has outrushed its opponent in 24 of its past 34 games and in 26 of its past 37 games.
- OSU has forced a turnover in 41 of its past 47 games and in 50 of its past 57 games, dating to 2015.
- Dating back to 2005, OSU is 36-2 when not committing a turnover.
- Dating back to 2008, OSU is 58-6 when winning the turnover battle.
- OSU has won three straight overtime games.
- Tylan Wallace has at least four receptions in 20 consecutive games, dating to the beginning of 2018.
- Tylan Wallace has at least one receiving touchdown in nine of his past 13 games.
- Dillon Stoner has at least one catch in 31 of his past 32 games.
- Chuba Hubbard has rushed for at least 100 yards in nine of his past 11 games. He has rushed for 200 in three of seven games this season, and he has a rushing touchdown in every game.
- Jordan McCray has at least one catch in 24 of his past 26 games.
- OSU has won 66 consecutive games when holding its opponent to fewer than 20 points, dating back to Sept. 13, 2003 - the longest active streak in the nation.



Game Notes

Scoring Machine

The highest-scoring games of the Mike Gundy era:

60 or more points in a game

Date	Opponent	Result	Score
9/1/2012	Savannah State	W	84-0
10/8/2011	Kansas	W	70-28
10/31/2015	at Texas Tech	W	70-53
9/19/2015	UTSA	W	69-14
11/12/2011	at Texas Tech	W	66-6
11/11/2006	Baylor	W	66-24
9/4/2010	Washington State	W	65-17
9/15/2012	Louisiana	W	65-24
9/18/2010	Tulsa	W	65-28
9/3/2016	Southeastern Louisiana	W	61-7
9/3/2011	Louisiana	W	61-34

50-59 points in a game

Date	Opponent	Result	Score
9/14/2013	Lamar	W	59-3
10/14/2017	Baylor	W	59-16
11/1/2008	Iowa State	W	59-17
9/16/2017	at Pittsburgh	W	59-21
11/17/2012	No. 23 Texas Tech	W	59-21
8/31/2017	Tulsa	W	59-24
10/29/2011	Baylor	W	59-24
9/17/2011	at Tulsa	W	59-33
10/24/2015	Kansas	W	58-10
8/30/2018	Missouri State	W	58-17
11/25/2017	Kansas	W	58-17
1/1/2013	vs. Purdue+	W	58-21
10/26/13	at Iowa State	W	58-27
9/13/2008	Missouri State	W	57-13
9/26/2009	Grambling State	W	56-6
9/7/2019	McNeese	W	56-14
10/4/2008	Texas A&M	W	56-28
9/7/2013	at UTSA	W	56-35
9/6/2008	Houston	W	56-37
9/8/2018	South Alabama	W	55-13
9/27/2008	Troy	W	55-24
11/6/2010	No. 22 Baylor	W	55-28
11/10/2012	West Virginia	W	55-34
10/8/2010	at Louisiana	W	54-28
9/2/2006	Missouri State	W	52-10
11/2/2013	at No. 15 Texas Tech	W	52-34
8/30/2019	at Oregon State	W	52-36
11/5/2011	No. 17 Kansas State	W	52-45
11/4/2017	No. 11 Oklahoma	L	52-62
10/28/2017	at No. 22 West Virginia	W	50-39

40-49 points in a game

Date	Opponent	Result	Score
11/23/2013	No. 3 Baylor	W	49-17
11/7/2015	No. 5 TCU	W	49-29
10/1/2016	No. 22 Texas	W	49-31
12/31/2007	vs. Indiana#	W	49-33
11/11/2017	at No. 24 Iowa State	W	49-42
9/22/2007	Texas Tech	W	49-45
9/16/2006	Florida Atlantic	W	48-8
11/20/2010	at Kansas	W	48-14
9/29/2018	at Kansas	W	48-28
11/24/2012	at No. 14 Oklahoma	L-ot	48-51
11/10/2018	at No. 6 Oklahoma	L	47-48
11/17/2007	at Baylor	W	45-14
10/13/2007	at Nebraska	W	45-14
10/22/2011	at Missouri	W	45-24
9/25/2014	Texas Tech	W	45-35
9/17/2016	Pitt	W	45-38
11/17/2018	No. 7 West Virginia	W	45-41
11/12/2016	Texas Tech	W	45-44
9/8/2017	at South Alabama	W	44-7
12/3/2011	No. 13 Oklahoma	W	44-10
10/22/2016	at Kansas	W	44-20
9/15/2018	No. 17 Boise State	W	44-21
9/13/2014	UTSA	W	43-13
11/5/2016	at Kansas State	W	43-37
11/9/2013	Kansas	W	42-6
9/8/2007	Florida Atlantic	W	42-6
10/14/2006	at Kansas	W	42-32
10/6/2018	Iowa State	L	42-48
9/19/2009	Rice	W	41-24
10/28/2006	No. 20 Nebraska	W	41-29
9/30/2017	at Texas Tech	W	41-34
1/2/2012	No. 4 Stanford \$	W-ot	41-38
9/11/2010	Troy	W	41-38
10/20/2007	No. 25 Kansas State	W	41-39
11/27/2010	No. 14 Oklahoma	L	41-47
10/23/2010	No. 14 Nebraska	L	41-51
11/29/2008	No. 3 Oklahoma	L	41-61
9/14/2019	at Tulsa	W	40-21
9/6/2014	Missouri State	W	40-23
11/18/2017	Kansas State	L	40-45

Insight Bowl, \$ Fiesta Bowl, + Heart of Dallas Bowl

Team and Player Notes

Win Indicators

There are many things that factor into whether a team wins a game, but a long-term look at the trends during Mike Gundy's tenure at Oklahoma State shows that winning the turnover battle and winning the run game are two of the easiest ways to predict an OSU victory.

Since 2005, when the Cowboys win the turnover battle, they are 67-9 (88.2 pct.). They are 35-2 (94.6 pct.) in games when they commit zero turnovers. OSU is 95-24 under Gundy when outrushing the opponent (79.8 pct.) and is 39-5 when holding the opponent under 100 yards on the ground (88.6 pct.).

History also shows that OSU is tough to beat when it takes a lead into halftime, as the Cowboys are 97-9 when leading at intermission under Gundy (91.5 pct.).

Gundy-coached teams are undefeated when holding opponents to fewer than 20 points, holding a perfect 58-0 record. OSU has won 66 consecutive games when holding its opponent to fewer than 20 points, dating to Sept. 13, 2003 – the longest active streak in the nation.

Game 8 Talking Points - Offense

- Chuba Hubbard's performance this season has put him in the Heisman Trophy conversation. He leads the nation in nearly every statistical rushing category, including rushing yards, rushing touchdowns, rushing yards per game, all-purpose yards, yards after contact (via *Pro Football Focus*), yards per carry (min. 140) and rushing plays of at least 10, 20, 30, 40, 50, 70 and 80 yards. Hubbard's 180.7 rushing yards per game are 42.4 yards per game greater than No. 2 in the FBS. Hubbard's rushing yards through seven games are better than three of the past four running backs to win the Heisman.
- Tylan Wallace is making another run at the Biletnikoff Award and All-America status. Wallace ranks No. 6 in the FBS with 772 receiving yards this season. He is the only player in the FBS with more than 2,000 total receiving yards since the beginning of last season.
- Freshman quarterback Spencer Sanders needs 139 passing yards to break the Oklahoma State freshman record for passing yards in a season. He ranks 23rd in the FBS with a 278.1 total offense average. He is also No. 6 among FBS quarterbacks with 457 rushing yards, recording two 100-yard rushing games.
- The offensive line is anchored by a combined 73 career starts from Johnny Wilson and Marcus Keyes. After keeping the same five starters for the first four games, injuries forced the OSU O-line to feature a different starting lineup in three of the past four games. The leadership from Keyes and Wilson inside has helped steady the unit.
- Oklahoma State offensive coordinator Sean Gleeson is in his debut season on the FBS level after spending the previous two seasons as a successful offensive coordinator at Princeton. Charlie Dickey, a 32-year coaching veteran who previously served as the offensive line coach under Bill Snyder at Kansas State from 2009-18, is also in his debut season with OSU. He coaches the offensive line.

Home Run Hitters

No team in America has ripped off more offensive gains of 50 yards or longer than Oklahoma State. The Cowboys have 12 such plays. A closer look:

FBS Leaders, Plays That Gained 50-plus Yards from Scrimmage

1. Oklahoma State	12
2. Memphis	11
Southern Mississippi	11
4. Liberty	10
Colorado State	10
UCF	10

Big Offense

Oklahoma State is in its customary position as one of the top offenses in the nation. The Cowboys rank eighth in the FBS in total offense (519.9 yards per game) and are 16th nationally in scoring offense (38.0 points per game).

Numbers like those have become the norm for OSU under Mike Gundy, as the Cowboys have finished the season ranked in the top 10 nationally in scoring six times and have finished the season ranked in the top 10 nationally in total offense seven times during Gundy's tenure as head coach.



Game Notes

Success on the Ground

Oklahoma State enters the Iowa State game leading the Big 12 and ranked fifth nationally in rushing offense with 279.3 yards per game. If the Cowboys stay on this pace, it would make for one of the most productive rushing seasons in school history. A look:

Highest Average Single-Season Rushing YPG, Oklahoma State History

1.	317.9	1972
2.	317.7	1988
3.	290.7	1973
4.	286.9	1945
5.	280.5	1976
6.	279.3	2019
7.	268.4	1975
8.	267.5	1977
9.	248.7	1982
10.	245.5	2008

Lapping the Field

Chuba Hubbard leads the FBS with 180.7 rushing yards per game, a mark that is 42.4 yards per game greater than the 138.3 yards per game averaged by second-place AJ Dillon of Boston College. For perspective on that, the spread between first place and second place is a little bit larger than the spread between second place and 28th place. A look at the FBS leaders in rushing yards per game:

Rk	Player	Cl	G	Rush	Yards	TD	YPG
1.	Chuba Hubbard, Oklahoma State	So.	7	194	1,265	15	180.7
2.	AJ Dillon, Boston College	Jr.	7	178	968	9	138.3
3.	Jonathan Taylor, Wisconsin	Jr.	7	157	957	15	136.7
4.	J.K. Dobbins, Ohio State	Jr.	7	134	947	7	135.3
5.	Malcolm Perry, Navy	Sr.	6	124	792	14	132.0

Hubbard for Heisman

Hubbard's production has put him in the Heisman Trophy conversation. A look at how his numbers through seven games stack up against the seven-game totals of the last four running backs to win the Heisman Trophy:

The Past Four Heisman-Winning Running Backs Compared to Chuba Hubbard through Seven Games

Player	Year	Rush	Yds	Avg.	TD	YPG
Ricky Williams, Texas	1998	227	1,486	6.6	24	212.3
Chuba Hubbard, Oklahoma State	2019	194	1,265	6.5	15	180.7
Ron Dayne, Wisconsin	1999	175	1,020	5.8	13	145.7
Mark Ingram, Alabama	2009	135	905	6.7	8	129.3
Derrick Henry, Alabama	2015	152	901	5.9	12	128.7

Hubbard Has Power and Speed

A significant amount of Hubbard's yardage has come after contact this season. In fact, according to *Pro Football Focus*, Hubbard leads the FBS with 696 yards after contact. A look at the FBS leaders, according to PFF:

FBS Yards after Contact Leaders (stats from Pro Football Focus)

Rk	Player	Yards After Contact
1.	Chuba Hubbard, Oklahoma State	696
2.	A.J. Dillon, Boston College	621
3.	Jonathan Taylor, Wisconsin	610
4.	J.K. Dobbins, Ohio State	606
5.	Cam Akers, Florida State	604
6.	LeVante Bellamy, Western Michigan	542
7.	Rodney Smith, Minnesota	532
7.	Caleb Huntley, Ball State	532
9.	Jaret Patterson, Buffalo	530
10.	Javian Hawkins, Louisville	521

Situational Records

	2019	Gundy Era
Home	2-1	70-25
Away	2-2	44-32
Neutral	0-0	12-5
Natural Grass	0-0	15-18
Artificial Turf	4-3	110-44
Day Games	1-2	70-33
Night Games	3-1	54-28
vs. Ranked Opponents	1-2	28-34
August	1-0	5-1
September	3-1	45-12
October	0-2	37-17
November	0-0	28-25
December	0-0	7-4
January	0-0	3-3
Leading at Halftime	3-1	97-9
Trailing at Halftime	1-2	23-49
Tied at Halftime	0-0	5-4
Scoring First	3-1	86-29
Opponent Scoring First	1-2	39-33
Score < 20 Points	0-0	2-15
Score 20+ Points	4-3	121-47
Score 30+ Points	3-2	110-26
Score 40+ Points	3-0	73-8
Opponent Scores < 20 Points	2-0	58-0
Opponent Scores 20+ Points	2-3	66-61
Opponent Scores 30+ Points	1-3	33-54
Opponent Scores 40+ Points	0-2	6-34
Gain <20 First Downs	0-0	18-26
Gain 20+ First Downs	4-3	106-36
Opponent Gains < 20 First Downs	2-1	60-14
Opponent Gains 20+ First Downs	2-2	65-48
More Rushing Yards Than Opponent	4-3	95-24
Fewer Rushing Yards Than Opponent	0-0	30-38
Rush For < 100 Yards	0-0	12-13
Rush For 100+ Yards	4-3	113-49
Opponent Rushes For < 100 Yards	0-0	39-5
Opponent Rushes For 100+ Yards	4-3	86-57
More Passing Yards Than Opponent	2-0	84-23
Fewer Passing Yards Than Opponent	2-3	41-39
Pass For < 200 Yards	2-1	21-22
Pass For 200+ Yards	2-2	104-40
Opponent Passes For < 200 Yards	2-0	45-12
Opponent Passes For 200+ Yards	2-3	80-50
Pass For < 300 Yards	3-3	59-40
Pass For 300+ Yards	1-0	63-21
Opponent Passes For < 300 Yards	4-1	96-31
Opponent Passes For 300+ Yards	0-2	28-30
More Total Yards Than Opponent	4-0	100-14
Fewer Total Yards Than Opponent	0-3	25-47
Gain < 300 Total Yards	0-0	3-12
Gain 300+ Total Yards	4-3	122-50
Opponent Gains < 300 Total Yards	1-0	30-1
Opponent Gains 300+ Total Yards	3-3	95-61
Commit No Turnovers	1-0	35-2
Win Turnover Battle	0-1	66-10
Equal Turnovers As Opponent	2-0	34-15
Lose Turnover Battle	2-2	23-38
Commit < 6 Penalties	1-1	54-32
Commit 6+ Penalties	3-2	71-30
3rd Down % < 25	0-0	6-18
3rd Down % 25-49	2-3	62-32
3rd Down % 50+	2-0	57-12
Opponent 3rd Down % < 25	1-1	30-4
Opponent 3rd Down % 25-49	2-1	77-36
Opponent 3rd Down % 50+	1-1	18-22
Trail Time of Possession	2-1	71-47
Lead Time of Possession	2-2	54-15



Game Notes

Associated Press Poll, Week 9

RK	TEAM	RECORD	PTS
1.	Alabama (24)	7-0	1486
2.	LSU (16)	7-0	1462
3.	Ohio State (13)	7-0	1429
4.	Clemson (9)	7-0	1408
5.	Oklahoma	7-0	1343
6.	Penn State	7-0	1224
7.	Florida	7-1	1138
8.	Notre Dame	5-1	1058
9.	Auburn	6-1	1054
10.	Georgia	5-1	1031
11.	Oregon	6-1	979
12.	Utah	6-1	852
13.	Wisconsin	6-1	767
14.	Baylor	7-0	732
15.	Texas	5-2	627
16.	SMU	7-0	587
17.	Minnesota	7-0	577
18.	Cincinnati	6-1	468
19.	Michigan	5-2	440
20.	Iowa	5-2	347
21.	Appalachian State	6-0	286
22.	Boise State	6-1	225
23.	Iowa State	5-2	185
24.	Arizona State	5-2	134
25.	Wake Forest	6-1	118

Others receiving votes: Memphis 87, Virginia 29, San Diego State 17, Pittsburgh 17, Washington 15, Navy 9, Texas A&M 6, Missouri 4, USC 3, UCF 3, Louisiana Tech 2, Tulane 1

Amway Coaches Poll, Week 9

RK	TEAM	RECORD	PTS
1.	Alabama (44)	7-0	1602
2.	Clemson (10)	7-0	1511
3.	LSU (3)	7-0	1486
4.	Ohio State (8)	7-0	1461
5.	Oklahoma	7-0	1408
6.	Penn State	7-0	1283
7.	Notre Dame	5-1	1160
8.	Florida	7-1	1151
9.	Georgia	6-1	1099
10.	Auburn	6-1	1071
11.	Oregon	6-1	1011
12.	Utah	6-1	858
13.	Wisconsin	6-1	824
14.	Baylor	7-0	730
15.	Texas	5-2	722
16.	Minnesota	7-0	631
17.	SMU	7-0	609
18.	Cincinnati	6-1	461
19.	Iowa	5-2	373
20.	Michigan	5-2	369
21.	Boise State	6-1	308
22.	Appalachian State	6-0	300
23.	Wake Forest	6-1	181
24.	Arizona State	5-2	131
25.	Memphis	6-1	101

Others Receiving Votes: Iowa State 83, Virginia 61, San Diego State 45, Navy 24, Pittsburgh 18, Washington 16, Tulane 8, Texas A&M 8, Louisiana Tech 7, UCF 6, Temple 3, Virginia Tech 2, UAB 1, Indiana 1, Utah State 1

Through Seven Games: Hubbard vs. Cowboy Greats

Oklahoma State has a rich tradition of All-America running backs, headlined by Hall-of-Famers Barry Sanders and Thurman Thomas. However, it should also be noted that Cowboys Ernest Anderson (1982) and Gerald Hudson (1990) both led the nation in rushing and Terry Miller was the runner-up for the Heisman Trophy in 1977. A look at how Hubbard stacks up against the first-team All-America running backs of Oklahoma State's past through seven games:

OSU First Team All-America Running Backs Compared to Chuba Hubbard through Seven Games

Player	Year	Rush	Yds	Avg.	TD	YPG
Barry Sanders^	1988	192	1,476	7.7	22	210.9
Ernest Anderson^	1982	211	1,328	6.3	5	189.7
Chuba Hubbard	2019	194	1,265	6.5	15	180.7
Terry Miller	1977	192	1,043	5.4	8	149.0
Kendall Hunter	2010	161	1,031	6.4	12	147.3
Thurman Thomas	1985	197	980	5.0	10	140.0
Kendall Hunter	2008	151	955	6.3	9	136.4
Terry Miller	1976	152	862	5.7	7	123.1
Gerald Hudson^	1990	173	854	4.9	2	122.0
Thurman Thomas	1987	154	812	5.3	7	116.0

^ Led the nation in rushing that year.

Chuba 2K

Chuba Hubbard hit a significant milestone in the Baylor game when he eclipsed the 2,000-yard mark for his career. Hubbard enters Saturday's game at Iowa State with 2,005 career rushing yards to his credit, a mark that leads all active FBS underclassmen. A look:

Player	CL	G	Rush	TD	Yds
1. Chuba Hubbard, Oklahoma State	So.	20	318	22	2,005
2. Pooka Williams, Kansas	So.	17	276	10	1,760
3. Jaret Patterson, Buffalo	So.	21	314	18	1,699
4. Stevie Scott III, Indiana	So.	19	334	16	1,690
5. Jermar Jefferson, Oregon State	So.	16	295	13	1,676

There are 44 active FBS players with 2,000 career rushing yards. Of those 44 players, Hubbard ranks fourth with a career average of 100.3 rushing yards per game and eighth with a career average of 6.3 yards per carry.

Tylan Wallace Doing Tylan Wallace Things

Tylan Wallace was a first-team All-American and a finalist for the Biletnikoff Award presented to the nation's top receiver last season and he is on a BETTER pace this year.

Through seven games in 2018, Wallace had 40 receptions for 718 yards and four touchdowns. Through seven games this year, he has 45 receptions for 772 yards and seven touchdowns. He has turned in three games of 100 or more receiving yards. A look at where Wallace ranks among the most productive receivers from the Power Five conferences this year:

Rk	Player	Cl	G	Rec	Yds	TD	YPG
1.	Sage Surratt, Wake Forest	So.	7	53	881	9	125.9
2.	Tylan Wallace, Oklahoma State	Jr.	7	45	772	7	110.3
3.	Justin Jefferson, LSU	Jr.	7	48	759	9	108.4
4.	Isaiah Hodgins, Oregon State	Jr.	7	56	745	10	106.4
5.	Ja'Marr Chase, LSU	So.	6	35	626	9	104.3

Most Productive Receiver in the FBS

Since the beginning of the 2018 season, Tylan Wallace is the most productive receiver in the FBS. His 2,263 receiving yards since the beginning of last season leads the nation. A look at the top five:

Rk	Player	G	Rec	Yds	Avg	TD
1.	Tylan Wallace, Oklahoma State	20	131	2263	17.3	19
2.	Antonio Gandy-Golden, Liberty	18	114	1914	16.8	15
3.	Jerry Jeudy, Alabama	22	113	1894	16.8	20
4.	CeeDee Lamb, Oklahoma	21	96	1839	19.2	21
5.	James Proche, Southern Methodist	19	147	1808	12.3	20



Game Notes

Wallace for Biletnikoff

Tylan Wallace is producing at a Biletnikoff-worthy level again this year. A look at how his numbers stack up against the last four winners of the Biletnikoff Award through seven games:

The Past Four Biletnikoff-Winning Wide Receivers Compared to Tylan Wallace through Seven Games

Player	Year	Rec.	Yds.	Avg.	TD	YPG
Corey Coleman, Baylor	2015	47	962	20.5	18	137.4
Dede Westbrook, Oklahoma	2016	52	930	17.9	10	132.9
James Washington, Oklahoma State	2017	38	914	24.1	6	130.6
Tylan Wallace, Oklahoma State	2019	45	772	17.2	7	110.3
Jerry Jeudy, Alabama	2018	26	705	27.1	9	100.7

Through Seven Games: Wallace vs. Cowboy Greats

With three Biletnikoff Award winners, five Biletnikoff Award finalists and eight first-team All-Americans, Oklahoma State has a tradition of excellence at wide receiver. A look at where Tylan Wallace's 2019 stacks up against first-team All-America seasons at OSU through seven games:

OSU First Team All-America Wide Receivers Compared to Tylan Wallace through Seven Games

Player	Year	Rec.	Yds.	Avg.	TD	YPG
Justin Blackmon [^]	2010	62	1,112	17.9	14	158.9
James Washington [^]	2017	38	914	24.1	6	130.6
Rashaun Woods	2002	57	810	14.2	7	115.7
Hart Lee Dykes	1988	41	809	19.7	6	115.6
Dez Bryant	2008	45	808	18	11	115.4
Rashaun Woods	2003	44	775	17.6	9	110.7
Tylan Wallace	2019	45	772	17.2	7	110.3
Tylan Wallace	2018	40	718	18	4	102.6
Justin Blackmon [^]	2011	61	662	10.9	8	94.6

[^] Won the Biletnikoff Award that year.

Fantastic Freshman

Two of his teammates rank among the elite skill position players in the country, but freshman quarterback Spencer Sanders is establishing himself as a playmaker to be reckoned with, as well. Sanders ranks among the best FBS freshmen by averaging 278.1 yards of total offense per game. The leader board:

Player	Cl	Pos	G	Plays	YDS	YPG
1. Dillon Gabriel, UCF	Fr.	QB	7	232	1,988	284.0
2. Spencer Sanders, Oklahoma State	Fr.	QB	7	289	1,947	278.1
3. Sam Howell, North Carolina	Fr.	QB	7	310	1,897	271.0
4. Hank Bachmeier, Boise State	Fr.	QB	6	208	1,590	265.0
5. Jayden Daniels, Arizona State	Fr.	QB	7	268	1,841	263.0

Record Pace

Through seven games, Spencer Sanders has 1,490 passing yards and is well on his way to obliterating the Oklahoma State freshman record for passing yards in a season. He needs only 139 yards to earn a place in school history. A look:

OSU Freshman Leaders, Passing Yards

Yds	Player	Year
1,628	Donovan Woods	2004
1,564	J.W. Walsh	2012
1,550	Aso Pogi	2000
1,525	Mike Gundy	1986
1,490	Spencer Sanders	2019
1,283	Tony Lindsay	1997
1,280	Gary Porter	1992
1,108	Wes Lunt	2012

Dual Threat

Spencer Sanders ranks 23rd nationally by averaging 278.1 yards of total offense per game. He is one of only four players who rank in the top 100 nationally in both passing yards per game and rushing yards per game, joining Jalen Hurts from Oklahoma, Garrett Shrader from Mississippi State and Dan Ellington from Georgia State.

State of the Program



The list of Cowboys on NFL rosters in 2019:

Player	Team	Position
Marcell Ateman	Oakland Raiders	WR
Dan Bailey	Minnesota Vikings	K
Jordan Brailford	Washington Redskins	DE
Chris Carson	Seattle Seahawks	RB
Tre Flowers	Seattle Seahawks	CB
Justice Hill	Baltimore Ravens	RB
Blake Jarwin	Dallas Cowboys	TE
Tyron Johnson	Carolina Panthers	WR
Chris Lacy	Detroit Lions	WR
Brad Lundblade	Carolina Panthers	OL
Emmanuel Ogbah	Kansas City Chiefs	DE
Russell Okung	Los Angeles Chargers	OL
Kevin Peterson	Arizona Cardinals	CB
Justin Phillips	Oakland Raiders	LB
Mason Rudolph	Pittsburgh Steelers	QB
Lane Taylor	Green Bay Packers	OL
Vincent Taylor	Buffalo Bills	DT
James Washington	Pittsburgh Steelers	WR

Since Mike Gundy took over as head coach in 2005, Oklahoma State has produced 27 NFL draft picks. The list:

OSU's Draft picks Under Mike Gundy

Year	Rd.	Pick	Player	Pos.	Team
2005	2	56	Darrent Williams	CB	Denver Broncos
2005	3	73	Vernand Morency	RB	Houston Texans
2005	7	249	Billy Bajema	TE	San Francisco 49ers
2006	6	199	Charlie Johnson	T	Indianapolis Colts
2007	4	132	Ryan McBean	DE	Pittsburgh Steelers
2007	6	209	Corey Hilliard	OT	New England Patriots
2009	1	20	Brandon Pettigrew	TE	Detroit Lions
2010	1	6	Russell Okung	OL	Seattle Seahawks
2010	1	24	Dez Bryant	WR	Dallas Cowboys
2010	5	137	Perrish Cox	DB	Denver Broncos
2010	7	250	Zac Robinson	QB	New England Patriots
2011	4	115	Kendall Hunter	RB	San Francisco 49ers
2012	1	5	Justin Blackmon	WR	Jacksonville Jaguars
2012	1	22	Brandon Weeden	QB	Cleveland Browns
2012	6	190	Markelle Martin	S	Tennessee Titans
2013	5	151	Joseph Randle	RB	Dallas Cowboys
2014	1	8	Justin Gilbert	CB	Cleveland Browns
2015	7	252	Josh Furman	DB	Denver Broncos
2016	2	32	Emmanuel Ogbah	DE	Cleveland Browns
2017	6	194	Vincent Taylor	DT	Miami Dolphins
2017	7	249	Chris Carson	RB	Seattle Seahawks
2018	2	60	James Washington	WR	Pittsburgh Steelers
2018	3	76	Mason Rudolph	QB	Pittsburgh Steelers
2018	5	146	Tre Flowers	S	Seattle Seahawks
2018	7	228	Marcell Ateman	WR	Oakland Raiders
2019	4	113	Justice Hill	RB	Baltimore Ravens
2019	7	253	Jordan Brailford	DE	Washington Redskins



Game Notes

Oklahoma State Cowboy Radio Network Affiliates

City	Station	Region
Ada	106.5 FM - KTLS	Central OK
Altus	1450 AM - KWHW	Southwest OK
Ardmore	107.1 FM - KYNZ	South Central OK
Anadarko	98.5 FM - KACO	Central OK
Bartlesville	1400 AM - KWON	Northeast OK
Broken Bow	106.1 FM - KKBI	Southeast OK
Cordell/Weatherford	99.3 FM - KLCI	Western OK
Enid	107.1 FM - KNID	North Central OK
	1390 AM - KCRC	
Frederick	1570 AM - KTAT	Southwest OK
Grove	99.3 FM - KGVE	Northeast OK
Guymon	1210 AM - KGYN	OK Panhandle
	106.3 AM - KGYN	
Hobart	1420 AM - KTJS	Southwest OK
Hugo	96.5 FM - KMMY	Southeast OK
	1350 AM - KTLQ	
Lawton	93.7 FM - KXCA	Southwest OK
McAlester	105.1 FM - KTMC	Southeast OK
Oklahoma City	96.1 FM - KXXY	Central OK
Oklahoma City	1340 AM - KEBC	Central OK
	1000 AM - KTOK	
Ponca City	104.7 FM - KQSN	North Central OK
Sallisaw	105.1 FM - KXXM	East Central OK
Shawnee	1450 AM - KGFF	Central OK
	100.9 FM - KGFF	
Stillwater	93.7 FM - KSPI	North Central OK
Stillwater	105.5 FM - KGFY	North Central OK
Tahlequah	102.1 FM - KEOK	Northeast OK
Tulsa	1170 AM - KFAQ	Northeast OK
Woodward	92.1 FM - KMZE	Northwest OK

Mike Gundy Radio Show

Mike Gundy's radio show airs live throughout most Cowboy Radio Network affiliates from 6-7 p.m. CT on the following dates:

Sunday, Sept. 1
 Sunday, Sept. 9
 Sunday, Sept. 15
 Sunday, Sept. 22
 Sunday, Sept. 29
 Sunday, Oct. 13
 Sunday, Oct. 20
 Sunday, Oct. 27
 Sunday, Nov. 10
 Sunday, Nov. 17
 Sunday, Nov. 24

Sanders' Place among Freshman Quarterbacks

A look at where Spencer Sanders ranks among freshman quarterbacks around the nation:

Total Offense: Second, 278.1 yards per game
 Rushing Offense: Third, 65.3 yards per game
 Passing Offense: Sixth, 212.9 yards per game

Game 8 Talking Points - Defense

- When it comes to the past four weeks, no other team in the country has held opponents to a lower third-down conversion rate than Oklahoma State. After holding Kansas State to 1-for-13 on third downs, OSU followed it up by holding Texas Tech to 2-for-13 and Baylor to 3-for-9. The 17.1% rate is No. 1 in the FBS during that time span.
- Linebackers Amen Ogbongbemiga and Malcolm Rodriguez have been the foundation of the OSU defense this year, as both rank among the top six players in the Big 12 in tackles. Ogbongbemiga leads the team with 7.5 tackles for loss and 3.5 sacks.
- The OSU defense ranks among the top three in the Big 12 when it comes to fumbles recovered, red zone defense and fourth down percentage defense.
- The OSU defense is made up mostly of first-year starters, as six Cowboys made their first career starts in the season opener. Additionally, six of OSU's starters are underclassmen. The last time OSU started six first-year starters was the season opener of the 2012 season.
- The OSU D-line is entirely first-year starters in Brock Martin, Cameron Murray, Samuela Tuihalamaka and Israel Antwine. Tyler Lacy and Brendon Evers have also been first time starters for OSU in 2019.
- Several freshmen contribute on the defensive line, including Lacy, Tuihalamaka, Trace Ford and Jayden Jernigan. OSU's freshmen D-linemen have accounted for 47 tackles, 5.5 tackles for loss, 3.0 sacks, five pass break ups, a forced fumble and eight quarterback hurries.
- Defensive coordinator Jim Knowles is in his second season as the leader of the Cowboy defense.
- For the first time in the Mike Gundy era (since 2005), OSU features a pair of cornerbacks in their third year as starters. A.J. Green, a true senior, and Rodarius Williams, a redshirt junior, both came in the same recruiting class and have been everyday starters since the beginning of the 2017 season.

Third Downs Over Four Weeks

Oklahoma State's defense has been the best in the country when it comes to third downs over the past four weeks. A look at the FBS leaders since the week of Sept. 28:

Rk	Team	Games	Opp 3rd Conv	Opp 3rd Att	Pct
1.	Oklahoma State	3	6	35	17.1
2.	Utah	3	7	38	18.4
3.	Wisconsin	4	11	55	20.0
4.	Ball State	3	11	47	23.4
5.	Auburn	3	11	43	25.6
6.	Virginia	3	10	39	25.6
7.	FIU	3	10	38	26.3
8.	Fresno State	3	10	37	27.0
T9.	Ga. Southern	3	9	33	27.3
T9.	TCU	3	9	33	27.3

Block Party - National Leaders in Blocked kicks since 2013

Oklahoma State has earned a reputation for its ability to block kicks. Here are the national team leaders in blocked kicks since the beginning of the 2013 season:

1.	Temple	26
2.	Oklahoma State	25
3.	BYU	24
	Texas A&M	24
5.	USC	23
6.	Air Force	22

Turnover Tradition

OSU ranks among the national leaders in turnovers forced since 2010. A look at the elite performers:

1.	Oregon	264
2.	Houston	261
3.	Louisiana Tech	250
4.	Boise State	247
5.	Oklahoma State	244
5.	Washington	244
7.	Utah	241



Game Notes

Non-Offensive TDs an OSU Staple

Non-offensive touchdowns have been a regular part of the Oklahoma State attack in recent years, as the Cowboys have been among the leaders in non-offensive scores since the start of the 2010 season. A closer look:

Non-Offensive Touchdowns, NCAA Leaders Since 2010

1. Alabama	55
2. Utah	50
3. Oregon	48
4. Houston	47
5. TCU	46
6. Oklahoma State	45
Florida	45
8. Ohio State	42
9. Kansas State	41
10. Arizona State	36

High-Scoring Kicker

Kicker Matt Ammendola ranks third among all active players in the FBS with 311 career points scored. He has been particularly outstanding this season. At 10-for-10 on the year, he's one of only four kickers in the country who has attempted 10 or more field goals and converted at a 100 percent rate this season.

100 percent on field goals, min. 10 attempts

No.	Player	School
15-15	Peyton Henry	Washington
12-12	Nick Sciba	Wake Forest
11-11	Blake Mazza	Washington State
10-10	Matt Ammendola	Oklahoma State

Aussie Rules

Freshman punter Tom Hutton has demonstrated the ability to pin opponents deep inside their own territory and to punt the ball in such a way as to limit return yards. Of his 31 punts this season, 14 have been downed inside the opponents' 20-yard line and 16 have been fair caught. Hutton is one of the central reasons why Oklahoma State leads the Big 12 and ranks third in the FBS by allowing only 0.29 yards per punt return. The Cowboys have yielded a grand total of two punt return yards this season.

Cowboy Grads

Academics has always been a point of emphasis for OSU coach Mike Gundy. The 2019 Cowboy roster includes seven players who have already earned their degrees:

Matt Ammendola - Health Education & Promotion/Exercise & Health
Dru Brown - Communications (From Hawai'i in 2018)
Kevin Henry - Education
Marcus Keyes - Education
Jordan McCray - Interdisciplinary Studies (From South Alabama in 2019)
Philip Redwine-Bryant - Psychology
Kemah Siverand - University Studies/Business (From Texas A&M in 2018)
Johnny Wilson - Management & Marketing
Landon Wolf - Sociology

Texas is Cowboy Country

The OSU roster includes 47 native Texans. No Power Five school outside of the Lone Star State has more. The list of Power Five schools outside of Texas with the most native Texans:

1. Oklahoma State	47
2. Oklahoma	44
3. Arkansas	34
4. Kansas State	21
Missouri	21
6. Kansas	20
7. Colorado	18
8. Arizona	17
9. Arizona State	15
LSU	15

		Last Meeting Oct. 6, 2018 Stillwater, Okla. Attendance: 52,995 TV: ESPN2
Iowa State		48
Oklahoma State 25/21		42

Captains: Bryce Balous, Sione Finefeuiaki, Enoch Smith Jr., Larry Williams

Score by Quarters	1	2	3	4	Score
Iowa State	9	21	10	8	48
Oklahoma State	7	14	7	14	42

Scoring Summary

1st	11:03	OSU	Woods 14 yd pass from Cornelius (Ammendola kick)
			5-70 2:24, ISU 0 - OSU 7
	06:56	ISU	TEAM safety, , ISU 2 - OSU 7
	04:04	ISU	Butler 21 yd pass from Purdy (Assalley, C. kick)
			7-75 2:52, ISU 9 - OSU 7
2nd	12:37	ISU	Purdy, Brock 29 yd run (Assalley, C. kick)
			8-62 3:53, ISU 16 - OSU 7
	09:06	OSU	Wolf 8 yd pass from Cornelius (Ammendola, Matt kick)
			9-68 3:31, ISU 16 - OSU 14
	05:36	ISU	Crony, Sheldon 12 yd run (Assalley, C. kick)
			3-56 0:52, ISU 23 - OSU 14
	02:21	OSU	Johnson 28 yd pass from Cornelius (Ammendola kick)
			9-75 3:15, ISU 23 - OSU 21
	00:21	ISU	Eaton 26 yd pass from Purdy (Assalley, C. kick)
			6-75 2:00, ISU 30 - OSU 21
3rd	12:35	OSU	Cornelius, Taylor 1 yd run (Ammendola, Matt kick)
			7-65 2:25, ISU 30 - OSU 28
	11:06	ISU	Jones, D. 23 yd pass from Purdy (Assalley, C. kick)
			4-75 1:29, ISU 37 - OSU 28
	00:04	ISU	Assalley, C. 22 yd field goal
			7-14 3:21, ISU 40 - OSU 28
4th	10:25	OSU	Hill, Justice 5 yd run (Ammendola, Matt kick)
			6-23 1:56, ISU 40 - OSU 35
	06:09	ISU	Milton 60 yd pass from Purdy Crony pass from Purdy)
			2-61 0:47, ISU 48 - OSU 35
	00:56	OSU	Wallace 42 yd pass from Cornelius (Ammendola kick)
			6-96 1:40, ISU 48 - OSU 42

	ISU	OSU
FIRST DOWNS	21	22
RUSHES-YARDS (NET)	38-140	43-126
PASSING YDS (NET)	325	289
Passes Att-Comp-Int	25-19-1	33-19-1
TOTAL OFFENSE PLAYS-YARDS	63-465	76-415
Fumble Returns-Yards	0-0	0-0
Punt Returns-Yards	4-12	1-1
Kickoff Returns-Yards	2-30	5-114
Interception Returns-Yards	1-0	1-0
Punts (Number-Avg)	6-41.0	6-45.2
Fumbles-Lost	1-1	3-1
Penalties-Yards	5-36	9-87
Possession Time	29:05	30:08
Third-Down Conversions	3 of 11	7 of 15
Fourth-Down Conversions	1 of 1	1 of 2
Red-Zone Scores-Chances	2-2	4-4
Sacks By: Number-Yards	7-45	4-16

RUSHING: Iowa State-Purdy, Brock 18-84; Nwangwu, Kene 10-49; Crony, Sheldon 4-20; Lang, Johnnie 3-6; TEAM 1-minus 9; Noland, Zeb 1-minus 10. Oklahoma State-Hill, Justice 24-66; Cornelius, Taylor 14-46; Hubbard, Chuba 2-22; Wolf, Landon 1-6; Sinor, Zach 1-minus 7; TEAM 1-minus 7.

PASSING: Iowa State-Purdy, Brock 18-23-1-318; Noland, Zeb 1-2-0-7. Oklahoma State-Cornelius, Taylor 19-33-1-289.

RECEIVING: Iowa State-Jones, D. 6-37; Milton, Tarique 4-98; Butler, Hakeem 2-61; Eaton, Matthew 2-43; Crony, Sheldon 2-6; Akers, Landon 1-55; Seonbuchner, S. 1-16; Lang, Johnnie 1-9. Oklahoma State-Wolf, Landon 6-63; Wallace, Tylan 5-82; Johnson, Tyron 4-79; Woods, Jelani 2-33; Stoner, Dillon 1-31; Hill, Justice 1-1.

INTERCEPTIONS: Iowa State-Lewis, Braxton 1-0. Oklahoma State-Williams, Rodarius 1-0.

FUMBLES: Iowa State-Ruth, De'Monte 1-1. Oklahoma State-Cornelius, Taylor 1-1; Sinor, Zach 1-0; TEAM 1-0.



Season Records Watch

Rushing yards (1,000-yard seasons)

1.	2850	Barry Sanders	Jr.	373-2850	1988
2.	1887	Terry Miller	Jr.	314-1887	1976
3.	1877	Ernest Anderson	Jr.	353-1877	1982
4.	1767	Thurman Thomas	Sr.	283-1767	1987
5.	1680	Terry Miller	Sr.	314-1680	1977
6.	1650	Thurman Thomas	So.	328-1650	1985
7.	1642	Gerald Hudson	Sr.	279-1642	1990
8.	1555	Kendall Hunter	So.	241-1555	2008
9.	1548	Kendall Hunter	Sr.	271-1548	2010
10.	1524	David Thompson	Sr.	293-1524	1996
11.	1509	David Thompson	Jr.	256-1509	1995
12.	1474	Vernand Morency	So.	258-1474	2004
13.	1467	Justice Hill	So.	268-1467	2017
14.	1417	Joseph Randle	Jr.	274-1417	2012
15.	1286	Tatum Bell	Sr.	213-1286	2003
16.	1272	Dantrell Savage	Jr.	223-1272	2007
17.	1265	Chuba Hubbard	So.	194-1265	2019
18.	1218	Keith Toston	Sr.	227-1218	2009
19.	1216	Joseph Randle	So.	208-1216	2011
20.	1142	Justice Hill	Fr.	206-1142	2016
21.	1096	Tatum Bell	Jr.	175-1096	2002
22.	1049	Reggie White	Jr.	210-1049	2000
23.	1048	Bob Fenimore	Jr.	142-1048	1945
24.	1026	Terry Miller	So.	179-1026	1975

Rushing yards/game (minimum 5 games)

1.	237.5	Barry Sanders	Jr.	12 games	1988
2.	180.7	Chuba Hubbard	So.	7 games	2019
3.	170.6	Ernest Anderson	Jr.	11 games	1982
4.	157.3	Terry Miller	Jr.	12 games	1976
5.	152.7	Terry Miller	Sr.	11 games	1977
6.	149.3	Gerald Hudson	Sr.	11 games	1990
7.	147.2	Thurman Thomas	Sr.	12 games	1987
8.	138.5	David Thompson	Sr.	11 games	1996
9.	137.5	Thurman Thomas	So.	12 games	1985
10.	134.0	Vernand Morency	So.	11 games	2004
11.	125.8	David Thompson	Jr.	12 games	1995

Rushing TDs

1.	42	Barry Sanders	Jr.	1988
2.	27	Terry Miller	Jr.	1976
3.	24	Joseph Randle	So.	2011
4.	21	Thurman Thomas	Sr.	1987
5.	16	Kendall Hunter	Sr.	2010
6.	16	Kendall Hunter	So.	2008
7.	16	Tatum Bell	Sr.	2003
8.	15	Chuba Hubbard	So.	2019
9.	15	Justice Hill	So.	2017
10.	15	Thurman Thomas	So.	1985
11.	14	Terry Miller	Sr.	1977
12.	14	Joseph Randle	Jr.	2012

Rushing attempts

1.	373	Barry Sanders	Jr.	373-2850	1988
2.	353	Ernest Anderson	Jr.	353-1877	1982
3.	328	Thurman Thomas	So.	328-1650	1985
4.	314	Terry Miller	Sr.	314-1680	1977
5.	314	Terry Miller	Jr.	314-1887	1976
6.	293	David Thompson	Sr.	293-1524	1996
7.	283	Thurman Thomas	Sr.	283-1767	1987
8.	279	Gerald Hudson	Sr.	279-1642	1990
9.	274	Joseph Randle	Jr.	274-1417	2012
10.	271	Kendall Hunter	Sr.	271-1548	2010
11.	194	Chuba Hubbard	So.	162-1094	2019

Average yards/rush (minimum 100 attempts)

1.	7.64	Barry Sanders	Jr.	373-2850	1988
2.	6.80	Vernand Morency	RFr.	135-918	2003
3.	6.73	Keith Toston	Jr.	102-686	2008
4.	6.52	Chuba Hubbard	So.	194-1265	2019
5.	6.51	Dantrell Savage	Jr.	126-820	2006
6.	6.50	Kendall Hunter	Fr.	107-696	2007
7.	6.45	Kendall Hunter	So.	241-1555	2008
8.	6.40	Andre Richardson	Fr.	121-774	1994
9.	6.26	Tatum Bell	Jr.	175-1096	2002
10.	6.24	Thurman Thomas	Sr.	283-1767	1987
11.	6.13	Andre Richardson	So.	115-705	1995

Touchdowns scored

1.	44	Barry Sanders	Jr.	42 rush, 2 ret	1988
2.	27	Terry Miller	Jr.	27 rush	1976
3.	26	Joseph Randle	So.	24 rush, 2 rcv	2011
4.	22	Justin Blackmon	So.	1 rush, 20 rcv, 1 rt	2010
5.	21	Thurman Thomas	Sr.	21 rush	1987
6.	21	Dez Bryant	So.	19 rcv, 2 ret	2008
7.	18	Justin Blackmon	Jr.	18 rcv	2011
8.	17	Thurman Thomas	So.	15 rush, 1 rcv, 1 rt	1985
9.	17	Kendall Hunter	So.	16 rush, 1 rcv	2008
10.	17	Rashaun Woods	Jr.	17 rcv	2002
11.	15	Chuba Hubbard	So.	13 rush	2019

Most 100-yard rushing games in a season

1.	12	Barry Sanders	1988
2.	11	Terry Miller	1977
3.	11	Thurman Thomas	1987
4.	10	Dantrell Savage	2007
5.	9	Kendall Hunter	2008
6.	9	Kendall Hunter	2010
7.	9	Vernand Morency	2004
8.	9	Ernest Anderson	1982
9.	9	Terry Miller	1976
10.	6	Chuba Hubbard	2019

Total points scored

1.	264	Barry Sanders	Jr.	44 TD	1988
2.	162	Terry Miller	Jr.	27 TD	1976
3.	156	Quinn Sharp	Sr.	72 PAT, 28 FG	2012
4.	156	Joseph Randle	So.	26 TD	2011
5.	149	Dan Bailey	Sr.	68 PAT, 27 FG	2010
6.	145	Quinn Sharp	Jr.	79 PAT, 22 FG	2011
7.	139	Matt Ammendola	So.	70 PAT, 23 FG	2017
8.	132	Justin Blackmon	So.	22 TD	2010
9.	128	Thurman Thomas	Sr.	21 TD, 1 PAT	1987
10.	128	Dez Bryant	So.	21 TD, 1 PAT	2008
11.	92	Chuba Hubbard	So.	15 TD, 1 PAT	2019

All purpose yards

1.	3526	Barry Sanders	Jr.	1988
2.	2130	Thurman Thomas	Sr.	1987
3.	2009	Terry Miller	Jr.	1976
4.	1980	Ernest Anderson	Jr.	1982
5.	1922	Thurman Thomas	So.	1985
6.	1885	Dez Bryant	So.	2008
7.	1866	Justin Blackmon	So.	2010
8.	1811	Tyreek Hill	Jr.	2014
9.	1784	Terry Miller	Sr.	1977
10.	1766	Kendall Hunter	So.	2008
11.	1331	Chuba Hubbard	So.	2019

All purpose yards/game (Min. 5 games)

1.	293.8	Barry Sanders	Jr.	12 games	1988
2.	190.1	Chuba Hubbard	So.	6 games	2019
3.	180.0	Ernest Anderson	Jr.	11 games	1982
4.	177.5	Thurman Thomas	Sr.	12 games	1987
5.	167.4	Terry Miller	Jr.	11 games	1976
6.	162.3	Terry Miller	Sr.	11 games	1977
7.	160.2	Thurman Thomas	So.	12 games	1985
8.	159.0	David Thompson	Sr.	11 games	1996
9.	155.5	Justin Blackmon	So.	12 games	2010
10.	151.5	Gerald Hudson	Sr.	11 games	1990
11.	150.9	Tyreek Hill	Jr.	12 games	2014

Receiving yards (1,000-yard seasons)

1.	1782	Justin Blackmon	So.	111-1782	2010
2.	1695	Rashaun Woods	Jr.	107-1695	2002
3.	1549	James Washington	Sr.	74-1549	2017
4.	1522	Justin Blackmon	Jr.	122-1522	2011
5.	1491	Tylan Wallace	So.	86-1491	2018
6.	1480	Dez Bryant	So.	87-1480	2008
7.	1441	Hart Lee Dykes	Sr.	84-1441	1988
8.	1380	James Washington	Jr.	71-1380	2016
9.	1367	Rashaun Woods	Sr.	77-1367	2003
10.	1210	Josh Stewart	So.	101-1210	2012
11.	1181	Adarius Bowman	Jr.	60-1181	2006
12.	1156	Marcell Ateman	Sr.	59-1156	2017
13.	1087	James Washington	So.	53-1087	2015
14.	1050	Hart Lee Dykes	Jr.	64-1050	1987
15.	1023	Rashaun Woods	So.	80-1023	2001
16.	1006	Adarius Bowman	Sr.	67-1006	2007
17.	772	Tylan Wallace	Jr.	45-772	2019

Receptions

1.	122	Justin Blackmon	Jr.	122-1522	2011
2.	111	Justin Blackmon	So.	111-1782	2010
3.	107	Rashaun Woods	Jr.	107-1695	2002
4.	101	Josh Stewart	So.	101-1210	2012
5.	87	Dez Bryant	So.	87-1480	2008
6.	86	Tylan Wallace	So.	86-1491	2018
7.	84	Hart Lee Dykes	Sr.	84-1441	1988
8.	80	Rashaun Woods	So.	80-1023	2001
9.	77	Rashaun Woods	Sr.	77-1367	2003
10.	74	James Washington	Sr.	74-1549	2017
11.	45	Tylan Wallace	Jr.	45-772	2019

Receiving touchdowns

1.	20	Justin Blackmon	So.	2010
2.	19	Dez Bryant	So.	2008
3.	18	Justin Blackmon	Jr.	2011
4.	17	Rashaun Woods	Jr.	2002
5.	15	Hart Lee Dykes	Sr.	1988
6.	15	Rashaun Woods	Sr.	2003
7.	13	James Washington	Sr.	2017
8.	12	Tylan Wallace	So.	2018
9.	12	Adarius Bowman	Jr.	2006
10.	10	James Washington	Jr.	2016
11.	10	James Washington	So.	2015
12.	10	Rashaun Woods	So.	2001
13.	7	Tylan Wallace	Jr.	2019

Average yards/catch (Min. 30 receptions)

1.	20.93	James Washington	Sr.	74-1549	2017
2.	20.91	D'Juan Woods	So.	33-690	2004
3.	20.51	James Washington	So.	53-1087	2015
4.	19.93	Blake Jackson	Jr.	30-598	2012
5.	19.68	Adarius Bowman	Jr.	60-1181	2006
6.	19.59	Marcell Ateman	Sr.	59-1156	2017
7.	19.44	James Washington	So.	71-1380	2016
8.	18.90	Brandon Shepherd	Jr.	39-737	2014
9.	17.94	Curtis Mayfield	Jr.	49-879	1989
10.	17.83	Rafael Denson	Sr.	40-713	1994
11.	17.16	Tylan Wallace	Jr.	45-772	2019

Receptions/game (minimum 5 games)

1.	9.38	Justin Blackmon	Jr.	13 games	2011
2.	9.25	Justin Blackmon	So.	12 games	2010
3.	8.23	Rashaun Woods	Jr.	13 games	2002
4.	7.77	Josh Stewart	So.	13 games	2012
5.	7.27	Rashaun Woods	So.	11 games	2001
6.	7.00	Hart Lee Dykes	Sr.	12 games	1988
7.	6.69	Dez Bryant	So.	13 games	2008
8.	6.62	Tylan Wallace	So.	13 games	2018
9.	6.43	Tylan Wallace	Jr.	7 games	2019
10.	6.09	Adarius Bowman	Sr.	11 games	2007
11.	5.92	Rashaun Woods	Sr.	13 games	2003

Most 100-yard receiving games in a season

1.	12	Justin Blackmon, 2010
2.	9	James Washington, 2017
3.	9	Hart Lee Dykes, 1988
4.	9	Rashaun Woods, 2002
5.	7	Tylan Wallace, 2018
6.	7	Marcell Ateman, 2017
7.	7	Justin Blackmon, 2011
8.	7	Rashaun Woods, 2003
9.	6	James Washington, 2016
10.	6	Dez Bryant, 2008
11.	3	Tylan Wallace, 2019

Field goal pct (minimum 10 attempts)

1.	100.0	Matt Ammendola	Sr.	10-10	2019
2.	88.9	Luke Phillips	Sr.	16-18	2003
3.	88.2	Luke Phillips	So.	15-17	2001
4.	88.0	Quinn Sharp	Jr.	22-25	2011
5.	87.1	Dan Bailey	Sr.	27-31	2010
6.	86.7	Cary Blanchard	So.	13-15	1988
7.	83.3	Jason Ricks	So.	10-12	2006
8.	83.3	Tim Sydnese	Jr.	15-18	1998
9.	82.4	Quinn Sharp	Sr.	28-34	2012
10.	80.0	Ben Grogan	Jr.	16-20	2015
11.	79.3	Matt Ammendola	So.	23-29	2017



The Last Time...

Oklahoma State Team

50+ Points	56 vs. McNeese, Sept. 7, 2019
60+ Points	61 vs. Southeastern Louisiana, Sept. 3, 2016
70+ Points	70 at Texas Tech, Oct. 31, 2015
Shut a team out at home	vs. Savannah State, Sept. 1, 2012 (84-0)
Shut out a conference opponent at home	vs. Kansas State, Nov. 25, 1961 (45-0)
Shut a team out on the road	at Oklahoma, Nov. 11, 1995 (12-0)
Shut out a conference opponent on the road	at Oklahoma, Nov. 11, 1995 (12-0)
Shut out a team in the first quarter	Sept. 28, 2019 vs. No. 24 Kansas State
Shut out a team in the first half	Sept. 7, 2019 vs. McNeese
Shut out a team through three quarters	Sept. 8, 2017 at South Alabama
Overtime game	at Texas, Oct. 21, 2017, (W, 13-10)
30+ first downs	30 at Oregon State, Aug. 30, 2019
50+ rushing attempts	50 vs. No. 18 Baylor, Oct. 20, 2019
60+ rushing attempts	61 vs. Texas Tech, Sept. 22, 2007
70+ rushing attempts	71 vs. Mississippi State, Sept. 19, 1998
200+ Yards Rushing	281 vs. No. 18 Baylor, Oct. 20, 2019
300+ Yards Rushing	373 vs. No. 24 Kansas State, Sept. 28, 2019
400+ Yards Rushing	431 vs. Missouri State, Aug. 30, 2018
500+ Yards Rushing	536 vs. Kansas, Nov. 12, 1988
Less than 100 Yards Rushing	99 at TCU, Nov. 24, 2018
Less than 50 Yards Rushing	8 vs. Baylor, Nov. 21, 2015
Less than 25 Yards Rushing	8 vs. Baylor, Nov. 21, 2015
50+ pass attempts	53 at No. 6 Oklahoma, Nov. 10, 2018
60+ pass attempts	60 at Arizona, Sept. 8, 2012
40+ pass completions	42 at Iowa State, Nov. 18, 2011
300+ Yards Passing	413 vs. McNeese, Sept. 7, 2019
400+ Yards Passing	413 vs. McNeese, Sept. 7, 2019
500+ Yards Passing	501 at No. 6 Oklahoma, Nov. 10, 2018
Less than 100 Yards Passing	78 at Iowa State, Oct. 26, 2013
500+ Yards Total Offense	509 at Texas Tech, Oct. 5, 2019
600+ Yards Total Offense	604 vs. No. 7 West Virginia, Nov. 17, 2018
700+ Yards Total Offense	732 vs. Missouri State, Aug. 30, 2018
Less than 200 Yards Total Offense	192 vs. Texas, Nov. 16, 2014
Less than 150 Yards Total Offense	109 at Oklahoma, Nov. 28, 2009
90+ offensive plays	93 at Texas Tech, Oct. 5, 2019
Beat a Top 25 team at home	vs. No. 24 Kansas State, Sept. 28, 2019 (26-13)
Beat a Top 20 team at home	vs. No. 7 West Virginia, Nov. 17, 2018 (45-41)
Beat a Top 15 team at home	vs. No. 7 West Virginia, Nov. 17, 2018 (45-41)
Beat a Top 10 team at home	vs. No. 7 West Virginia, Nov. 17, 2018 (45-41)
Beat a Top 5 team at home	vs. No. 5 TCU, Nov. 7, 2015 (49-29)
Beat a Top 25 team on the road	at Iowa State, Nov. 11, 2017 (49-42)
Beat a Top 20 team on the road	at No. 18 Oklahoma, Dec. 6, 2014 (38-35, OT)
Beat a Top 15 team on the road	at No. 15 Texas Tech, Nov. 2, 2013 (52-34)
Beat a Top 10 team on the road	at No. 8 Texas A&M, Sept. 24, 2011 (30-29)
Beat a Top 5 team on the road	at No. 3 Missouri, Oct. 11, 2008 (28-23)
Beat a Top 25 team at a neutral site	vs. No. 23 Missouri, Dec. 31, 2018
Beat a Top 20 team at a neutral site	vs. No. 11 Colorado (2016 Alamo Bowl), 38-8
Beat a Top 15 team at a neutral site	vs. No. 11 Colorado (2016 Alamo Bowl), 38-8
Beat a Top 10 team at a neutral site	vs. No. 4 Stanford (2012 Fiesta Bowl), 41-38
Beat a Top 5 team at a neutral site	vs. No. 4 Stanford (2012 Fiesta Bowl), 41-38
Forced 5 Turnovers	5 at West Virginia, Oct. 28, 2017
Intercepted 4 Passes	4 at West Virginia, Oct. 28, 2017
Held an opponent to fewer than 10 first downs	8 vs. Kansas State, Sept. 28, 2019
Had 0 Turnovers	at Oregon State, Aug. 30, 2019

Oklahoma State Individual Passing

300+ Yards Passing	336, Taylor Cornelius vs. No. 23 Missouri, Dec. 31, 2018
300+ Yards Passing in a half	304, Taylor Cornelius at No. 6 Oklahoma, Nov. 10, 2018
400+ Yards Passing	501, Taylor Cornelius at No. 6 Oklahoma, Nov. 10, 2018
500+ Yards Passing	501, Taylor Cornelius at No. 6 Oklahoma, Nov. 10, 2018
Had 30+ Completions	34, Taylor Cornelius at No. 6 Oklahoma, Nov. 10, 2018
Had 40+ Completions	42, Brandon Weeden at Iowa State, Nov. 18, 2011
Had 40+ Attempts	44, Taylor Cornelius vs. No. 23 Missouri, Dec. 31, 2018
Had 50+ Attempts	53, Taylor Cornelius at No. 6 Oklahoma, Nov. 10, 2018
Had 60+ Attempts	60, Wes Lunt at Arizona, Sept. 8, 2012
50+ Yard Pass	73, Spencer Sanders to Jordan McCray at Texas Tech, Oct. 5, 2019
80+ Yard Pass	90, Spencer Sanders to Tylan Wallace at Tulsa, Sept. 14, 2019 (TD)
90+ Yard Pass	90, Spencer Sanders to Tylan Wallace at Tulsa, Sept. 14, 2019 (TD)
Had 4+ TD Passes	4, Taylor Cornelius vs. No. 23 Missouri, Dec. 31, 2018
Had 4+ TD Passes in a Half	5, Mason Rudolph, first half, at Pittsburgh, Sept. 16, 2017
Had 5+ TD Passes	5, Taylor Cornelius vs. No. 7 West Virginia, Nov. 17, 2018
Had 5+ TD Passes in a Half	5, Mason Rudolph, first half, at Pittsburgh, Sept. 16, 2017
Had 6+ TD Passes	6, Brandon Weeden vs. Tulsa, Sept. 18, 2010
Had 7+ TD Passes	7, Josh Fields at SMU, Sept. 20, 2003

Oklahoma State Individual Rushing

100+ Yards Rushing	171, Chuba Hubbard vs. No. 18 Baylor, Oct. 20, 2019
100+ Yards Rushing at Halftime	106, Chuba Hubbard at Texas Tech, Oct. 5, 2019
200+ Yards Rushing	296, Chuba Hubbard vs. No. 24 Kansas State, Sept. 28, 2019
200+ Yards Rushing in a Half	208, Kendall Hunter 1st half vs. Washington St., Sept. 4, 2010
QB Rushed for 100 Yards	109, Spencer Sanders at No. 12 Texas, Sept. 21, 2019
Two Players with 100+ Yards Rushing	121, Chuba Hubbard -and- 109, Spencer Sanders at No. 12 Texas, Sept. 21, 2019
Three Players with 100+ Yards Rushing	148, Keith Toston vs. Missouri St., Sept. 13, 2008
	138, Beau Johnson vs. Missouri St., Sept. 13, 2008
	132, Kendall Hunter vs. Missouri St., Sept. 13, 2008
	68, LD Brown vs. No. 18 Baylor, Oct. 20, 2019
Had a run of 50+ Yards	84, Chuba Hubbard vs. No. 24 Kansas State, Sept. 28, 2019
Had a run of 75+ Yards	84, Chuba Hubbard vs. No. 24 Kansas State, Sept. 28, 2019
Had a run of 80+ Yards	
Had a run of 90+ Yards	92, Justice Hill, vs. Missouri State, Aug. 30, 2018
Had 30+ Rushing Attempts	32, Chuba Hubbard vs. No. 18 Baylor, Oct. 20, 2019
Had 35+ Rushing Attempts	37, Chuba Hubbard at No. 12 Texas, Sept. 21, 2019
Had 40+ Rushing Attempts	41, David Thompson vs. Baylor, Nov. 23, 1996
3+ Rushing Touchdowns	3, Chuba Hubbard at Texas Tech, Oct. 5, 2019
4+ Rushing Touchdowns	4, Rennie Childs vs. Pittsburgh, Sept. 17, 2016
5+ Rushing Touchdowns	5, Barry Sanders vs. Kansas, Nov. 12, 1988

Oklahoma State Individual Receiving

Caught 10+ Passes	11, Tylan Wallace at Texas Tech, Oct. 5, 2019
Two Players Caught 10+ Passes	11, Tyron Johnson -and- 10, Tylan Wallace at No. 6 Oklahoma, Nov. 10, 2018
Three Players Caught 10+ Passes	11, Josh Cooper; 11, Justin Blackmon -and- 10 Hubert Anyiam at Texas A&M, Sept. 24, 2011
100+ Yards Receiving	145, Tylan Wallace vs. No. 24 Kansas State, Sept. 28, 2019
100+ Yards Receiving at halftime	145, Tylan Wallace vs. No. 24 Kansas State, Sept. 28, 2019
100+ Yards Receiving in second half	104, Dillon Stoner vs. No. 7 West Virginia, Nov. 17, 2018
200+ Yards Receiving	222, Tylan Wallace, vs. No. 6 Texas, Oct. 28, 2018
300+ Yards Receiving	300, Adarius Bowman at Kansas, Oct. 14, 2006
Two Players with 100+ Yards Receiving	220, Tylan Wallace -and- 128, Tyron Johnson at No. 6 Oklahoma, Nov. 10, 2018
Had 3+ TD Catches	3, Tylan Wallace vs. McNeese, Sept. 7, 2019
Had 4+ TD Catches	4, Tracy Moore at Arizona, Sept. 8, 2012
Had 5+ TD Catches	7, Rashawn Woods at SMU, Sept. 20, 2003
100+ Yards Receiving by a Running Back	113, Gerald Hudson at Kansas, Nov. 4, 1989
100 yards rushing and receiving, same game	Gerald Hudson at Kansas, Nov. 4, 1989
	108 rushing yards and 113 receiving yards

Oklahoma State Individual Defense

Had 15+ Tackles	19, Jordan Sterns at Oklahoma, Dec. 3, 2016
Had 20+ Tackles	20, Jordan Sterns vs. West Virginia, Oct. 25, 2014
Had 10+ Solo Tackles	10, Justin Phillips, at Kansas, Sept. 29, 2018
Had 2+ Interceptions	2, A.J. Green, at West Virginia, Oct. 28, 2017
Had 3+ Interceptions	3, Jacob Lacey vs. Texas, Nov. 3, 2007
INT Return for a Touchdown	27, A.J. Green vs. McNeese, Sept. 7, 2019
Fumble Return for a Touchdown	82, Kenneth Edison-McGruder vs. Tulsa, Aug. 31, 2017
Multiple Defensive TDs	Ramon Richards (9 yd fumble return) and Madre Harper (0 yd fumble return) vs. Southeastern Louisiana, Sept. 3, 2016
Had 4+ Tackles for Loss	5.0, Jordan Brailford, at Kansas, Sept. 29, 2018
Had 5+ Tackles for Loss	5.0, Jordan Brailford, at Kansas, Sept. 29, 2018
Had 3+ Sacks	3.0, Jordan Brailford, at Kansas, Sept. 29, 2018
Blocked a Punt	Logan Carter vs. No. 7 West Virginia, Nov. 17, 2018
Blocked a FG	Mike Scott vs. No. 23 Missouri, Dec. 31, 2018
Blocked a PAT	Vincent Taylor at TCU, Nov. 19, 2016
Blocked a Punt, FG and PAT in a single game	Jordan Sterns (Punt), Ofa Hautau (FG) -and- James Castleman (PAT) vs. Missouri State, Sept. 6, 2014
Recorded a Safety	Tyler Ferguson vs. Kansas, Oct. 24, 2015



The Last Time...

Oklahoma State Individual Miscellaneous

KR for a Touchdown	99, Tyreek Hill at Kansas, Oct. 11, 2014
Game-Opening KR for a Touchdown	100, Justin Gilbert vs. Kansas, Nov. 9, 2013
PR for a Touchdown	13, Za'Carrius Green vs. Boise State, Sept. 15, 2018
Punt Blocked for a Touchdown	13, Jarrick Bernard blocked, Za'Carrius Green returned vs. Boise State, Sept. 15, 2018
Returned a blocked FG for a Touchdown	Massey blocked, M. Jones returned vs. Kansas, Nov. 13, 1999
Returned a PAT for a score	Vincent Taylor blocked, Tre Flowers returned vs. Texas, Oct. 1, 2016
OSU player scored 4+ TDs in a game	4, Rennie Childs vs. Pittsburgh, Sept. 17, 2016
OSU player scored 5+ TDs in a game	7, Rashaun Woods at SMU, Sept. 20, 2003
OSU player responsible for 5+ TDs in a game	6, Taylor Cornelius vs. No. 7 West Virginia, Nov. 17, 2018
Passed For 200 Yards & Rushed For 100 Yards	Spencer Sanders, 268 passing/109 rushing, at No. 12 Texas, Sept. 21, 2019
Passed For 300 Yards & Rushed For 100 Yards	Taylor Cornelius, 338 passing/106 rushing, vs. No. 7 West Virginia, Nov. 17, 2018
300-yd passer, 200-yd rusher, 200-yd receiver	Zac Robinson, 320 yards passing, Kendall Hunter, 210 yards rushing, Dez Bryant, 236 yards receiving vs. Houston, Sept. 6, 2008
300-yd passer, 100-yd rusher, 100-yd receiver	Taylor Cornelius, 336 passing yards, Chuba Hubbard, 145 rushing yards Tyron Johnson, 141 receiving yards vs. No. 23 Missouri, Dec. 31, 2018
100-yd rusher & 100-yd receiver, same game	Chuba Hubbard, 296 rushing yards Tylan Wallace, 145 receiving yards vs. No. 24 Kansas State, Sept. 28, 2019
200-yd rusher & 100-yd receiver, same game	Chuba Hubbard, 296 rushing yards Tylan Wallace, 145 receiving yards vs. No. 24 Kansas State, Sept. 28, 2019
200-yd rusher & 200-yd receiver, same game	Kendall Hunter, 210 yards rushing, Dez Bryant, 236 yards receiving vs. Houston, Sept. 6, 2008
Punted the Ball 70+ Yards	71, Matt Hockett at TCU, Nov. 24, 2018
Punted the Ball 80+ Yards	80, Cole Farden at Baylor, Nov. 22, 2003
Kicked a 50-Yard FG	53, Matt Ammendola at South Alabama, Sept. 8, 2017
Kicked Two 50+ Yard FGs, same game	Dan Bailey (52 and 52) at Louisiana, Oct. 8, 2010
Made 4+ FG	4, Matt Ammendola vs. No. 24 Kansas State, Sept. 28, 2019
OSU player blocked multiple kicks in a game	Vincent Taylor (two blocked PATs) vs. Texas, Oct. 1, 2016

Opponent Team

50+ Points	62 vs. Oklahoma, Nov. 4, 2017
Shut out OSU in Stillwater	vs. Colorado, Oct. 1, 2005 (34-0)
Shut out OSU in Stillwater (Conf.)	vs. Colorado, Oct. 1, 2005 (34-0)
Shut out OSU at opponent home	at Oklahoma, Nov. 28, 2009 (27-0)
Shut out OSU at opponent home (Conf.)	at Oklahoma, Nov. 28, 2009 (27-0)
Shut out OSU in the first quarter	at Texas Tech, Oct. 5, 2019 (13-0)
Shut out OSU in the first half	vs. Texas, Nov. 16, 2014
Shut out OSU through three quarters	vs. Texas, Nov. 16, 2014
Shut out OSU in the second half	vs. Texas Tech, Sept. 22, 2018
30+ first downs	35 vs. Texas Tech, Sept. 22, 2018
40+ first downs	44 at Oklahoma, Nov. 24, 2012
50+ rushing attempts	53 at Tulsa, Sept. 14, 2019
60+ rushing attempts	60 vs. Tulsa, Aug. 31, 2017
Less than 25 Yards Rushing	13 vs. Colorado, Nov. 19, 2009
Less than 50 yards Rushing	34 vs. No. 17 Boise State, Sept. 15, 2018
Less than 100 Yards Rushing	34 vs. No. 17 Boise State, Sept. 15, 2018
200+ Yards Rushing	224 vs. No. 18 Baylor, Oct. 20, 2019
300+ Yards Rushing	353 at No. 6 Oklahoma, Nov. 10, 2018
400+ Yards Rushing	513, Nebraska, Aug. 31, 1995
500+ Yards Rushing	513, Nebraska, Aug. 31, 1995
50+ pass attempts	52 vs. Texas Tech, Nov. 12, 2016
60+ pass attempts	60 vs. Texas Tech, Sept. 25, 2014
70+ pass attempts	71 at Texas Tech, Nov. 2, 2013
Less than 100 Yards Passing	87 at Kansas State, Nov. 5, 2016
Less than 200 Yards Passing	118 vs. No. 24 Kansas State, Sept. 28, 2019
300+ Yards Passing	312 vs. No. 18 Baylor, Oct. 20, 2019
400+ Yards Passing	424 at Texas Tech, Oct. 5, 2019
500+ Yards Passing	598 vs. Oklahoma, Nov. 4, 2017
600+ Yards Passing	646 vs. Texas Tech, Sept. 22, 2007
Less than 200 Yards Total Offense	175 at South Alabama, Sept. 8, 2017
Less than 150 Yards Total Offense	139, Savannah State, Sept. 1, 2012
500+ Yards Total Offense	536 vs. No. 18 Baylor, Oct. 20, 2019
600+ Yards Total Offense	637 vs. No. 23 Missouri, Dec. 31, 2018
700+ Yards Total Offense	785 vs. Oklahoma, Nov. 4, 2017
90+ offensive plays	91 vs. No. 7 West Virginia, Nov. 17, 2018
100+ offensive plays	104 vs. Baylor, Nov. 21, 2015
Forced 5 OSU Turnovers	5 at Texas Tech, Oct. 5, 2019
Intercepted 4 OSU Passes	4 at Kansas State, Nov. 3, 2012
Had 0 Turnovers	at Texas Tech, Oct. 5, 2019

Opponent Individual Rushing

100+ Yards Rushing	146, JaMycal Hasty vs. No. 18 Baylor, Oct. 20, 2019
200+ Yards Rushing	204, Larry Rountree vs. No. 23 Missouri, Dec. 31, 2018
250+ Yards Rushing	267, Vince Young vs. Texas, Oct. 29, 2005
QB rushed for 100 Yards	153, Jesse Ertz at Kansas State, Nov. 5, 2016
Two Players with 100+ Yards Rushing	165, Kennedy Brooks -and- 124, Trey Sermon at No. 6 Oklahoma, Nov. 10, 2018
50+ Yard Run	73, JaMycal Hasty vs. No. 18 Baylor, Oct. 20, 2019
80+ Yard Run	83, Jalen Reagor at TCU, Nov. 24, 2018
90+ Yard Run	90, Calvin Jones at Nebraska, Oct. 10, 1992
Had 30+ Rushing Attempts	34, Alex Barnes, vs. Kansas State, Oct. 13, 2018
Had 35+ Rushing Attempts	35, Stepfan Taylor vs. Stanford, Jan. 2, 2012
4+ Rushing Touchdowns	4, Alex Barnes, vs. Kansas State, Oct. 13, 2018
5+ Rushing Touchdowns	5, Cedric Benson vs. Texas, Nov. 6, 2004

Opponent Individual Passing

300+ Yards Passing	312, Charlie Brewer vs. No. 18 Baylor, Oct. 20, 2019
400+ Yards Passing	424, Jett Duffey, at Texas Tech, Oct. 5, 2019
500+ Yards Passing	598, Baker Mayfield, vs. Oklahoma, Nov. 4, 2017
600+ Yards Passing	646, Graham Harrell vs. Texas Tech, Sept. 22, 2007
Had 30+ Completions	35, Alan Bowman, vs. Texas Tech, Sept. 22, 2018
Had 40+ Completions	45, Davis Webb at Texas Tech, Nov. 2, 2013
Had 40+ Attempts	44, Jett Duffey, at Texas Tech, Oct. 5, 2019
Had 50+ Attempts	56, Brett Rypien, vs. No. 17 Boise State, Sept. 15, 2018
Had 60+ Attempts	71, Davis Webb at Texas Tech, Nov. 2, 2013
Had 70+ Attempts	71, Davis Webb at Texas Tech, Nov. 2, 2013
50+ Yard Pass	78, Charlie Brewster to Tyquan Thronton, vs. No. 18 Baylor, Oct. 20, 2019
80+ Yard Pass	86, Drew Lock to Johnathon Johnson vs. No. 23 Missouri, Dec. 31, 2018 (TD)
90+ Yard Pass	90, Sam Ehlinger to John Burt, at Texas, Oct. 21, 2017 (First Down)
Had 4+ TD Passes	4, Jett Duffey, at Texas Tech, Oct. 5, 2019
Had 5+ TD Passes	5, Baker Mayfield, vs. Oklahoma, Nov. 4, 2017
Had 6+ TD Passes	6, Graham Harrell vs. Texas Tech, Nov. 8, 2008

Opponent Individual Receiving

Caught 10+ Passes	12, Devin Duvernay at No. 12 Texas, Sept. 21, 2019
Caught 15+ Passes	15, Jace Amaro at Texas Tech, Nov. 2, 2013
100+ Yards Receiving	126, Josh Fleeks vs. No. 18 Baylor, Oct. 20, 2019
Two With 100+ Yards Receiving	265, Marquise Brown -and- 102, Mark Andrews, vs. Oklahoma, Nov. 4, 2017
Three With 100+ Yards Receiving	162, Jalen Saunders, 146, Justin Brown -and- 103, Kenny Stills at Oklahoma, Nov. 24, 2012
200+ Yards Receiving	210, KD Cannon vs. Baylor, Nov. 21, 2015
Two Players with 200+ Yards Receiving	237, Michael Crabtree -and- 233, Danny Amendola, Texas Tech, Sept. 22, 2007
Had 3+ TD Catches	3, Byron Pringle, vs. Kansas State, Nov. 18, 2017
Had 4+ TD Catches	4, Marcus Harris at Wyoming, Sept. 23, 1995
100+ Yards Receiving by a Running Back	103, Phillip Lindsay vs. Colorado, Dec. 29, 2016

Opponent Individual Defense


Had 15+ Tackles	19, Jordyn Brooks, at Texas Tech, Oct. 5, 2019
Had 2+ Interceptions	2, Douglas Coleman, at Texas Tech, Oct. 5, 2019
Had 3+ Interceptions	3, Allen Chapman at Kansas State, Nov. 3, 2012
Interception Return for a Touchdown	39, Kenny Robinson, at West Virginia, Oct. 28, 2017
Fumble Return for a Touchdown	20, Terrel Bernard vs. No. 18 Baylor, Oct. 20, 2019
Had 4+ Tackles for Loss	4.0, Jordyn Brooks, at Texas Tech, Oct. 5, 2019
Had 5+ Tackles for Loss	7.0, David Long Jr. at West Virginia, Oct. 28, 2017
Had 3+ Sacks	3.0, Jordyn Brooks, at Texas Tech, Oct. 5, 2019
Had 4+ Sacks	4.0, Antwaun Bynum vs. Missouri, Oct. 6, 2001
Blocked a Punt	BJ Thompson at Baylor, Nov. 3, 2018
Blocked a FG	Roy Bravvion at Baylor, Nov. 3, 2018
Blocked a PAT attempt	James Lynch vs. No. 18 Baylor, Oct. 20, 2019
Recorded a safety	Kyle Rose at West Virginia, Oct. 10, 2015

Opponent Individual Miscellaneous

KR for a Touchdown	89, Byron Pringle, vs. Kansas State, Nov. 18, 2017
PR for a Touchdown	64, Jalen Saunders vs. Oklahoma, Dec. 7, 2013
Punt Blocked for a Touchdown	7, Tristan Ebner, at Baylor, Nov. 3, 2018
Returned a blocked FG for a Touchdown	65, Kip Daily, Kansas St., Oct. 5, 2013
Returned a PAT for a score	Frank Alexander, vs. Oklahoma, Nov. 29, 2008
Scored 4+ TD in a game	4, Byron Pringle (3 REC, 1 KR) vs. Kansas State, Nov. 18, 2017
Passed for 200 Yards & Rushed for 100 Yards	Taylor Martinez, 323 passing/112 rushing vs. Nebraska, Oct. 23, 2010
Punted the Ball 70+ Yards	74, Michael Such vs. Tulsa, Sept. 18, 2010
Punted the Ball 80+ Yards	81, Brian Lewis vs. Oklahoma, Nov. 9, 1996
Kicked a 50-Yard FG	51, Nick Rose vs. Texas, Nov. 16, 2014
Made 4+ FG	4, Jimmy Stevens, Oklahoma, Nov. 27, 2010



Box Scores

	Game One Aug. 30, 2019 Corvallis, Ore. Attendance: 31,681 TV: FS1
Oklahoma State RV/RV	52
Oregon State	36

Captains: Dillon Stoner, A.J. Green, Malcolm Rodriguez, Phillip Redwine-Bryant

Score by Quarters	1	2	3	4	Score
Oklahoma State	7	24	14	7	52
Oregon State	10	6	7	13	36

Scoring Summary

1st	13:06	ORST	Hodgins,Isaiah 29 yd pass from Luton (Choukair,J. kick)
	6-70 1:54, OSU 0 - ORST 7		
	09:13	OSU	Hubbard, Chuba 6 yd run (Ammendola, Matt kick)
	9-70 3:47, OSU 7 - ORST 7		
	03:42	ORST	Choukair,J. 30 yd field goal
	14-63 5:31, OSU 7 - ORST 10		
2nd	13:33	OSU	Ammendola, Matt 23 yd field goal
	14-71 5:03, OSU 10 - ORST 10		
	09:41	OSU	Brown, LD 5 yd run (Ammendola, Matt kick)
	7-86 2:34, OSU 17 - ORST 10		
	06:45	OSU	Wallace 36 yd pass from Sanders (Ammendola kick)
	5-51 1:51, OSU 24 - ORST 10		
	02:02	OSU	Wallace 21 yd pass from Sanders (Ammendola kick)
	8-80 3:14, OSU 31 - ORST 10		
	00:03	ORST	Lindsey,Tyjon 1 yd pass from Luton (Luton pass failed)
	14-75 1:59, OSU 31 - ORST 16		
3rd	12:20	OSU	Hubbard, Chuba 2 yd run (Ammendola, Matt kick)
	10-75 2:40, OSU 38 - ORST 16		
	09:50	ORST	Hodgins 9 yd pass from Luton,Jake (Choukair,J. kick)
	6-73 2:25, OSU 38 - ORST 23		
	07:54	OSU	Hubbard, Chuba 53 yd run (Ammendola, Matt kick)
	6-75 1:56, OSU 45 - ORST 23		
4th	13:08	ORST	Colletto,Jack 1 yd run (Luton,Jake pass failed),
	14-64 5:16, OSU 45 - ORST 29		
	09:39	OSU	Moore, C.J. 11 yd pass from Sanders (Ammendola kick)
	8-75 3:22, OSU 52 - ORST 29		
	01:19	ORST	Taylor,Kolby 5 yd pass from Gebbia (Choukair,J. kick)
	11-80 2:41, OSU 52 - ORST 36		

	OSU	ORST
FIRST DOWNS	30	26
RUSHES-YARDS (NET)	52-352	37-167
PASSING YDS (NET)	203	281
Passes Att-Comp-Int	24-19-0	49-26-0
TOTAL OFFENSE PLAYS-YARDS	76-555	86-448
Fumble Returns-Yards	0-0	0-0
Punt Returns-Yards	3-4	0-0
Kickoff Returns-Yards	3-64	5-132
Interception Returns-Yards	0-0	0-0
Punts (Number-Avg)	2-37.5	4-47.8
Fumbles-Lost	0-0	1-0
Penalties-Yards	6-55	8-85
Possession Time	30:24	29:36
Third-Down Conversions	10 of 13	13 of 20
Fourth-Down Conversions	0 of 0	1 of 2
Red-Zone Scores-Chances	6-6	5-5
Sacks By: Number-Yards	1-10	1-2

RUSHING: Oklahoma State-Hubbard, Chuba 26-221; Sanders,Spencer 13-109; Stoner, Dillon 1-12; Brown, LD 7-8; Cooper, Micah 4-7; TEAM 1-minus 5. Oregon State-Jefferson, J. 16-87; Pierce,Artavis 8-53; Baylor,B.J. 4-13; Gebbia,Tristan 1-9; Luton,Jake 5-7; Colletto,Jack 3-minus 2.


PASSING: Oklahoma State-Sanders,Spencer 19-24-0-203. Oregon State-Luton,Jake 23-42-0-251; Gebbia,Tristan 3-7-0-30.

RECEIVING: Oklahoma State-Wallace, Tylan 5-92; Stoner, Dillon 5-31; Wolf, Landon 4-41; McCray, Jordan 2-22; Moore, C.J. 2-16; Carter, Logan 1-1. Oregon

State-Hodgins,Isaiah 9-170; Lindsey,Tyjon 8-35; Taylor,Kolby 3-21; Pierce,Artavis 2-23; Flemings,Champ 2-16; Togiai,Noah 2-16.

INTERCEPTIONS: Oklahoma State-None. Oregon State-None.

FUMBLES: Oklahoma State-None. Oregon State-Lindsey,Tyjon 1-0.

	Game Two Sep. 7, 2019 Stillwater, Okla. Attendance: 55,509 TV: Big 12 Now on ESPN+
McNeese	14
Oklahoma State RV/RV	56

Captains: Dillon Stoner, Marcus Keyes, Malcolm Rodriguez, Tanner McCalister

Score by Quarters	1	2	3	4	Score
McNeese	0	0	7	7	14
Oklahoma State	14	14	28	0	56

Scoring Summary

1st	14:15	OSU	Green, A.J. 27 yd INT return (Ammendola M. kick)
	MCN 0 - OSU 7		
	01:29	OSU	Wallace, T. 69 yd pass from Sanders (Ammendola kick)
	2-73 0:30, MCN 0 - OSU 14		
2nd	07:43	OSU	Hubbard, Chuba 4 yd run (Ammendola, Matt kick)
	15-91 4:13, MCN 0 - OSU 21		
	01:29	OSU	Wallace T. 4 yd pass from Sanders (Ammendola M. kick)
	11-91 3:30, MCN 0 - OSU 28		
3rd	14:48	OSU	Wallace, T. 75 yd pass from Sanders (Ammendola kick)
	1-75 0:12, MCN 0 - OSU 35		
	11:15	MCN	Hicks, D'Andre 16 yd pass from Orgeron (Anderson kick)
	7-82 3:33, MCN 7 - OSU 35		
	09:15	OSU	Moore, C.J. 59 yd pass from Brown (Ammendola kick)
	5-75 2:00, MCN 7 - OSU 42		
	06:52	OSU	Johnson,B. 69 yd pass from Brown (Ammendola kick)
	2-72 0:34, MCN 7 - OSU 49		
	06:04	OSU	Cooper, Micah 1 yd run (Ammendola, Matt kick)
	1-10 0:03, MCN 7 - OSU 56		
4th	05:39	MCN	Foster, Marcus 32 yd fumble recovery (Anderson kick)
	MCN 14 - OSU 56		

	MCN	OSU
FIRST DOWNS	13	25
RUSHES-YARDS (NET)	47-161	44-167
PASSING YDS (NET)	157	413
Passes Att-Comp-Int	25-12-2	32-23-0
TOTAL OFFENSE PLAYS-YARDS	72-318	76-580
Fumble Returns-Yards	1-32	0-0
Punt Returns-Yards	1-0	0-0
Kickoff Returns-Yards	4-75	0-0
Interception Returns-Yards	0-0	2-39
Punts (Number-Avg)	8-44.6	5-40.2
Fumbles-Lost	2-0	3-2
Penalties-Yards	9-64	5-29
Possession Time	31:45	28:15
Third-Down Conversions	4 of 16	11 of 16
Fourth-Down Conversions	1 of 4	0 of 0
Red-Zone Scores-Chances	1-3	3-3
Sacks By: Number-Yards	1-11	2-19


RUSHING: McNeese-Orgeron, Cody 16-89; Pratt, Justin 11-30; Hicks, D'Andre 7-19; Skinner, J'Cobi 6-12; Mack, Elijah 7-11. Oklahoma State-Sanders,Spencer 12-51; Hubbard, Chuba 8-44; Jeter, Jahmyl 11-34; Brown, Dru 3-13; Brown, LD 4-10; Glass,Deondrick 2-8; Cooper, Micah 3-5; Green, A.J. 1-2.

PASSING: McNeese-Orgeron, Cody 11-22-2-151; Keller, Matt 1-3-0-6. Oklahoma State-Sanders,Spencer 12-18-0-250; Brown, Dru 7-10-0-142; Taylor, Shaun 4-4-0-21.

RECEIVING: McNeese-Begue, Trevor 5-69; Hicks, D'Andre 3-69; Hudson, D. 1-6; Dunn, Darion 1-6; Briscoe, Nate 1-5; Sutton, Cyron 1-2. Oklahoma State-Wallace, Tylan 5-180; McCray, Jordan 4-45; Stoner, Dillon 3-25; Greenwood, LC 3-12; Metcalf, Dayton 2-6; Johnson,Braydon 1-69; Moore, C.J. 1-59; Anderson, Langston 1-8; Carter, Logan 1-6; Morris, Jacob 1-4; Wolf, Landon 1-minus 1.

INTERCEPTIONS: McNeese-None. Oklahoma State-Green, A.J. 1-27; Redwine-Bryant, P. 1-12.

FUMBLES: McNeese-Sutton, Cyron 1-0; Mack, Elijah 1-0. Oklahoma State-Hubbard, Chuba 1-0; Glass,Deondrick 1-1; Stoner, Dillon 1-1.

	Game Three Sep 14, 2019 Tulsa, Okla. Attendance: 28,612 TV: ESPN2
Oklahoma State RV/RV	40
Tulsa	21

Captains: Tylan Wallace, A.J. Green, Amen Ogbongbemiga, Bryce Balous

Score by Quarters	1	2	3	4	Score
Oklahoma State	17	3	13	7	40
Tulsa	7	14	0	0	21

Scoring Summary

1st	14:50	OSU	Hubbard, Chuba 75 yd run (Ammendola kick),
	1-75 0:10, OSU 7 - TLS 0		
	11:23	OSU	Hubbard, Chuba 30 yd run (Ammendola kick),
	6-59 2:11, OSU 14 - TLS 0		
	06:00	OSU	Ammendola, Matt 37 yd field goal,
	12-57 3:25, OSU 17 - TLS 0		
	04:23	TLS	Stokes 39 yd pass from Smith (Rainey, J. kick),
	6-75 1:37, OSU 17 - TLS 7		
2nd	11:50	OSU	Ammendola, Matt 36 yd field goal,
	4-23 1:31, OSU 20 - TLS 7		
	09:57	TLS	Brooks,S. 3 yd run (Rainey,J. kick),
	7-75 1:53, OSU 20 - TLS 14		
	02:29	TLS	Brooks,S. 1 yd run (Rainey,J. kick),
	16-84 6:08, OSU 20 - TLS 21		
3rd	04:35	OSU	Sanders, Spencer 27 yd run (Ammendola kick),
	7-52 2:17, OSU 27 - TLS 21		
	01:29	OSU	Wallace 90 yd pass from Sanders (rush failed),
	1-90 0:12, OSU 33 - TLS 21		
4th	02:34	OSU	Hubbard, Chuba 33 yd run (Ammendola kick),
	7-65 2:16, OSU 40 - TLS 21		

	OSU	TLS
FIRST DOWNS	21	22
RUSHES-YARDS (NET)	46-337	53-158
PASSING YDS (NET)	169	238
Passes Att-Comp-Int	22-12-1	35-19-0
TOTAL OFFENSE PLAYS-YARDS	68-506	88-396
Fumble Returns-Yards	0-0	1-6
Punt Returns-Yards	4-48	2-10
Kickoff Returns-Yards	2-27	3-59
Interception Returns-Yards	0-0	1-4
Punts (Number-Avg)	5-44.8	8-45.0
Fumbles-Lost	1-1	0-0
Penalties-Yards	9-80	17-156
Possession Time	25:38	34:22
Third-Down Conversions	5 of 14	10 of 21
Fourth-Down Conversions	2 of 2	0 of 2
Red-Zone Scores-Chances	2-2	2-3
Sacks By: Number-Yards	3-23	0-0

RUSHING: Oklahoma State-Hubbard, Chuba 32-256; Sanders,Spencer 9-59; Brown, LD 5-22. Tulsa-Brooks,S. 29-107; Taylor II,C. 13-43; Wilkerson,T. 4-25; Boomer,S. 1-0; Smith,Z. 6-minus 17.

PASSING: Oklahoma State-Sanders,Spencer 12-22-1-169. Tulsa-Smith,Z. 17-30-0-228; Boomer,S. 2-5-0-10.


RECEIVING: Oklahoma State-Wallace, Tylan 5-118; Stoner, Dillon 4-32; Wolf, Landon 2-17; Johnson,Braydon 1-2. Tulsa-Stokes,K. 7-109; Crawford Jr,S. 3-55; Brooks,S. 2-16; Johnson,K. 2-15; Montgomery,C. 2-11; Carter,D. 2-7; Santana,J. 1-25.

INTERCEPTIONS: Oklahoma State-None. Tulsa-Robinson II,R. 1-4.

FUMBLES: Oklahoma State-Sanders,Spencer 1-1. Tulsa-None.



Box Scores

	Game Four Sept. 21, 2019 Austin, Texas Attendance: 96,936 TV: ABC
Oklahoma State RV/RV	30
Texas 12/13	36

Captains: Tylan Wallace, A.J. Green, Dayton Metcalf, Johnny Wilson

Score by Quarters	1	2	3	4	Score
Oklahoma State	3	17	3	7	30
Texas	0	21	7	8	36

Scoring Summary

1st	09:12	OSU	Ammendola, Matt 20 yd field goal, 13-76 5:48, OSU 3 - UT 0
2nd	14:53	UT	D. Duvernay 6 yd pass from S. Ehlinger (C. Dicker kick), 9-66 3:46, OSU 3 - UT 7
	12:42	UT	J. Smith 17 yd pass from S. Ehlinger (C. Dicker kick), 3-28 1:23, OSU 3 - UT 14
	09:21	OSU	Ammendola, Matt 43 yd field goal, 8-49 3:21, OSU 6 - UT 14
	03:07	OSU	Sanders, Spencer 7 yd run (Ammendola, Matt kick), 6-70 2:17, OSU 13 - UT 14
	02:09	UT	B. Eagles 73 yd pass from S. Ehlinger (C. Dicker kick), 4-84 0:58, OSU 13 - UT 21
	00:11	OSU	Hubbard, Chuba 1 yd run (Ammendola, Matt kick), 4-15 0:42, OSU 20 - UT 21
3rd	08:02	OSU	Ammendola, Matt 27 yd field goal, 11-74 3:44, OSU 23 - UT 21
	05:30	UT	C. Brewer 25 yd pass from S. Ehlinger (C. Dicker kick), 7-75 2:32, OSU 23 - UT 28
4th	11:44	UT	R. Johnson 2 yd run (R. Johnson pass from S. Ehlinger), 6-73 2:19, OSU 23 - UT 36
	01:37	OSU	Hubbard, Chuba 13 yd run (Ammendola, Matt kick), 7-46 2:07, OSU 30 - UT 36

	OSU	UT
FIRST DOWNS	26	26
RUSHES-YARDS (NET)	56-226	43-217
PASSING YDS (NET)	268	281
Passes Att-Comp-Int	33-19-2	28-20-1
TOTAL OFFENSE PLAYS-YARDS	89-494	71-498
Fumble Returns-Yards	0-0	0-0
Punt Returns-Yards	0-0	3--6
Kickoff Returns-Yards	2-36	2-45
Interception Returns-Yards	1-22	2-47
Punts (Number-Avg)	4-33.5	4-34.0
Fumbles-Lost	2-0	2-2
Penalties-Yards	9-69	6-65
Possession Time	29:19	30:41
Third-Down Conversions	9 of 19	8 of 14
Fourth-Down Conversions	0 of 2	0 of 1
Red-Zone Scores-Chances	5-6	3-3
Sacks By: Number-Yards	0-0	2-6


RUSHING: Oklahoma State-Hubbard, Chuba 37-121; Sanders, Spencer 18-109; Brown, LD 1-minus 4. Texas-Keaontay Ingram 21-114; Sam Ehlinger 10-70; Roschon Johnson 9-30; Jake Smith 1-8; TEAM 2-minus 5.

PASSING: Oklahoma State-Sanders, Spencer 19-32-2-268; McClure, Jake 0-1-0-0. Texas-Sam Ehlinger 20-28-1-281.

RECEIVING: Oklahoma State-Stoner, Dillon 6-55; Wallace, Tylan 5-83; Wolf, Landon 2-29; Woods, Jelani 2-22; Hubbard, Chuba 2-14; Johnson, Braydon 1-55; McCray, Jordan 1-10. Texas-Devin Duvernay 12-108; Cade Brewer 2-29; Jake Smith 2-24; Brennan Eagles 1-73; Keaontay Ingram 1-26; Roschon Johnson 1-15; Malcolm Epps 1-6.

INTERCEPTIONS: Oklahoma State-Harvell-Peel, Kolby 1-22. Texas-Montrell Estell 1-37; Chris Brown 1-10.

FUMBLES: Oklahoma State-Hubbard, Chuba 1-0; Sanders, Spencer 1-0. Texas-Jake Smith 1-1; Brandon Jones 1-1.

	Game Five Sept. 28, 2019 Stillwater, Okla. Attendance: 55,509 TV: Big 12 Now on ESPN+
Kansas State 24/22	13
Oklahoma State RV/RV	26

Captains: Marcus Keyes, Kolby Harvell-Peel, Malcolm Rodriguez, Kernah Siverand

Score by Quarters	1	2	3	4	Score
Kansas State	0	3	0	10	13
Oklahoma State	10	6	7	3	26

Scoring Summary

1st	06:12	OSU	Ammendola, Matt 25 yd field goal, 7-51 2:18, KS 0 - OSU 3
	03:57	OSU	Carter, L. 3 yd pass from Sanders, S. (Ammendola kick), 5-26 1:25, KS 0 - OSU 10
2nd	08:40	OSU	Ammendola, Matt 21 yd field goal, 8-61 3:25, KS 0 - OSU 13
	05:35	KS	Lynch, Blake 46 yd field goal, 6-47 3:05, KS 3 - OSU 13
	02:06	OSU	Ammendola, Matt 29 yd field goal, 8-58 3:29, KS 3 - OSU 16
3rd	12:45	OSU	Hubbard, Chuba 84 yd run (Ammendola, Matt kick), 1-84 0:13, KS 3 - OSU 23
4th	12:16	KS	Lynch, Blake 37 yd field goal, 11-61 4:55, KS 6 - OSU 23
	07:14	KS	Gilbert, James 5 yd run (Lynch, Blake kick), 6-49 3:07, KS 13 - OSU 23
	01:03	OSU	Ammendola, Matt 18 yd field goal, 10-74 6:11, KS 13 - OSU 26

	KS	OSU
FIRST DOWNS	8	21
RUSHES-YARDS (NET)	32-126	44-373
PASSING YDS (NET)	118	153
Passes Att-Comp-Int	23-11-0	25-16-2
TOTAL OFFENSE PLAYS-YARDS	55-244	69-526
Fumble Returns-Yards	0-0	0-0
Punt Returns-Yards	0-0	2-5
Kickoff Returns-Yards	4-76	0-0
Interception Returns-Yards	2-26	0-0
Punts (Number-Avg)	7-45.9	4-38.5
Fumbles-Lost	1-1	1-0
Penalties-Yards	8-65	6-60
Possession Time	29:08	30:52
Third-Down Conversions	1 of 13	4 of 13
Fourth-Down Conversions	1 of 2	0 of 1
Red-Zone Scores-Chances	2-2	5-5
Sacks By: Number-Yards	2-14	1-1


RUSHING: Kansas State-Gilbert, James 12-44; Thompson, S. 7-27; Trotter, Harry 4-25; Brown, Jordan 5-12; Youngblood, J. 1-11; Holcombe II, J. 2-9; TEAM 1-minus 2. Oklahoma State-Hubbard, Chuba 25-296; Sanders, Spencer 14-52; Brown, LD 4-25; Wallace, Tylan 1-0.

PASSING: Kansas State-Thompson, S. 11-23-0-118. Oklahoma State-Sanders, Spencer 16-25-2-153.

RECEIVING: Kansas State-Schoen, Dalton 3-23; Brooks, Phillip 3-15; Brown, Jordan 2-13; Wheeler, Samuel 1-39; Lenner, Nick 1-19; Trotter, Harry 1-9. Oklahoma State-Wallace, Tylan 8-145; Wolf, Landon 3-minus 5; Hubbard, Chuba 2-7; Stoner, Dillon 1-5; Carter, Logan 1-3; Woods, Jelani 1-minus 2.

INTERCEPTIONS: Kansas State-Patterson, D. 1-26; Sullivan, E. 1-0. Oklahoma State-None.

FUMBLES: Kansas State-Gilbert, James 1-1. Oklahoma State-Sanders, Spencer 1-0.

	Game Six Oct. 5, 2019 Lubbock, Texas Attendance: 56,47 TV: FS1
Oklahoma State 21/25	35
Texas Tech	45

Captains: Logan Carter, Landon Wolf, Kevin Henry, Philip Redwine-Bryant

Score by Quarters	1	2	3	4	Score
Oklahoma State	0	7	14	14	35
Texas Tech	13	7	14	11	45

Scoring Summary

1st	12:49	TTU	Wolff, Trey 38 yd field goal, 4-51 0:06, OSU 0 - TTU 3
	05:01	TTU	Duffey, Jett 16 yd run (Wolff, Trey kick), 6-83 1:33, OSU 0 - TTU 10
	01:03	TTU	Wolff, Trey 27 yd field goal, 6-31 2:23, OSU 0 - TTU 13
2nd	10:21	TTU	Carter, K. 14 yd pass from Duffey, J. (Wolff, T. kick), 2-37 0:27, OSU 0 - TTU 20
	00:30	OSU	Hubbard, Chuba 3 yd run (Ammendola, Matt kick), 5-46 1:25, OSU 7 - TTU 20
3rd	13:02	TTU	Vasher, T.J. 21 yd pass from Duffey, J. (Wolff, T. kick), 7-75 1:58, OSU 7 - TTU 27
	12:00	OSU	McCray, J. 73 yd pass from Sanders, S. (Ammendola, M. kick), 3-75 1:02, OSU 14 - TTU 27
	05:48	TTU	Rigdon, D. 8 yd pass from Duffey, J. (Wolff, T. kick), 6-59 2:21, OSU 14 - TTU 34
	02:48	OSU	Hubbard, Chuba 3 yd run (Ammendola, Matt kick), 8-75 3:00, OSU 21 - TTU 34
4th	13:53	TTU	Wolff, Trey 26 yd field goal, 7-61 1:12, OSU 21 - TTU 37
	08:26	TTU	Ezukanma, E. 56 yd pass from Duffey (Vasher, T.J. pass from Duffey), 6-94 3:24, OSU 21 - TTU 45
	05:16	OSU	Hubbard, Chuba 7 yd run (Hubbard, Chuba rush), 10-58 3:10, OSU 29 - TTU 45
	03:27	OSU	Wallace, T. 10 yd pass from Sanders (Sander rush failed), 6-35 1:49, OSU 35 - TTU 45

	OSU	TTU
FIRST DOWNS	26	29
RUSHES-YARDS (NET)	56-219	35-162
PASSING YDS (NET)	290	424
Passes Att-Comp-Int	37-22-3	44-26-0
TOTAL OFFENSE PLAYS-YARDS	93-509	79-586
Fumble Returns-Yards	0-0	0-0
Punt Returns-Yards	1-9	1--2
Kickoff Returns-Yards	2-36	1-27
Interception Returns-Yards	0-0	3-14
Punts (Number-Avg)	7-35.4	5-33.6
Fumbles-Lost	2-2	1-0
Penalties-Yards	5-56	7-70
Possession Time	31:56	28:04
Third-Down Conversions	5 of 19	2 of 13
Fourth-Down Conversions	4 of 5	0 of 2
Red-Zone Scores-Chances	4-5	5-6
Sacks By: Number-Yards	1-6	7-39

RUSHING: Oklahoma State-Hubbard, Chuba 34-156; Sanders, Spencer 19-46; Brown, LD 3-17. Texas Tech-Thompson, S. 12-69; Henry, Ta'Zawn 7-50; Shyne, Armand 6-25; Duffey, Jett 5-16; Rigdon, Dalton 2-4; Richardson, Mark 1-1; TEAM 2-minus 3.

PASSING: Oklahoma State-Sanders, Spencer 22-37-3-290. Texas Tech-Duffey, Jett 26-44-0-424.


RECEIVING: Oklahoma State-Wallace, Tylan 11-85; Stoner, Dillon 5-76; McCray, Jordan 2-82; Johnson, Braydon 2-16; Wolf, Landon 1-30; Hubbard, Chuba 1-1. Texas Tech-Vasher, T.J. 5-110; Thompson, Donta 5-46; Ezukanma, Erik 3-92; Turner, RJ 3-44; Henry, Ta'Zawn 3-41; Carter, KeSean 2-28; Koontz, Travis 1-25; Shyne, Armand 1-23; Rigdon, Dalton 1-8; Mannix, McLane 1-5; Thompson, S. 1-2.

INTERCEPTIONS: Oklahoma State-None. Texas Tech-Coleman, D. 2-9; Fields, D. 1-5.

FUMBLES: Oklahoma State-Sanders, Spencer 2-2. Texas Tech-McPhearson, Z. 1-0.



Box Scores

	Game Seven Oct. 19, 2019 Stillwater, Okla. Attendance: 55,060 TV: FOX
Baylor ^{18/18}	45
Oklahoma State	27

Captains: Chuba Hubbard, Kolby Harvell-Peel, Amen Ogbongbemiga, Philip Redwine-Bryant

Score by Quarters	1	2	3	4	Score
Baylor	7	3	14	21	45
Oklahoma State	6	7	7	7	27

Scoring Summary

1st 13:06 ORST Hodgins,Isaiah 29 yd pass from Luton (Choukair,J. kick)
6-70 1:54, OSU 0 - ORST 7

1st 12:06 BU Lovett,John 25 yd run (Mayers,John kick),
3-62 1:18, BU 7 - OSU 0

06:37 OSU McCray 5 yd pass from Sanders (Ammendola kick blockd),
13-78 5:29, BU 7 - OSU 6

2nd 04:15 OSU Hubbard, Chuba 2 yd run (Ammendola, Matt kick),
7-46 2:31, BU 7 - OSU 13

01:32 BU Mayers,John 28 yd field goal,
7-64 2:43, BU 10 - OSU 13

3rd 09:35 OSU Hubbard, Chuba 3 yd run (Ammendola, Matt kick),
8-60 3:31, BU 10 - OSU 20

08:42 BU Hasty,JaMycal 5 yd run (Mayers,John kick),
2-83 0:53, BU 17 - OSU 20

02:36 BU Fleeks,Josh 64 yd pass from Brewer,Charlie (Mayers,John kick),
6-93 2:55, BU 24 - OSU 20

4th 12:55 OSU Brown, LD 68 yd run (Ammendola, Matt kick),
5-93 1:53, BU 24 - OSU 27

09:04 BU Brewer,Charlie 2 yd run (Mayers,John kick),
7-75 3:51, BU 31 - OSU 27

08:00 BU Bernard,Terrel 20 yd fumble recovery (Mayers,John kick),
BU 38 - OSU 27

05:13 BU Hasty,JaMycal 73 yd run (Mayers,John kick),
1-73 0:12, BU 45 - OSU 27

	BU	OSU
FIRST DOWNS	18	27
RUSHES-YARDS (NET)	37-224	50-281
PASSING YDS (NET)	312	188
Passes Att-Comp-Int	17-13-0	36-22-1
TOTAL OFFENSE PLAYS-YARDS	54-536	86-469
Fumble Returns-Yards	1-20	0-0
Punt Returns-Yards	0-0	1-22
Kickoff Returns-Yards	1-16	4-69
Interception Returns-Yards	1-18	0-0
Punts (Number-Avg)	4-43.2	5-43.4
Fumbles-Lost	2-1	2-2
Penalties-Yards	7-66	8-92
Possession Time	28:12	31:48
Third-Down Conversions	3 of 9	6 of 17
Fourth-Down Conversions	0 of 1	2 of 3
Red-Zone Scores-Chances	3-3	3-4
Sacks By: Number-Yards	2-13	4-18


RUSHING: Baylor-Hasty,JaMycal 16-146; Lovett,John 7-57; Brewer,Charlie 12-16; Fleeks,Josh 1-8; Platt,Chris 1-minus 3. Oklahoma State-Hubbard, Chuba 32-171; Brown, LD 4-79; Sanders,Spencer 14-31.

PASSING: Baylor-Brewer,Charlie 13-17-0-312. Oklahoma State-Sanders,Spencer 18-32-1-157; Brown, Dru 3-3-0-11; Hutton, Tom 1-1-0-20.

RECEIVING: Baylor-Fleeks,Josh 3-126; Hasty,JaMycal 3-66; Thornton,Tyquan 2-96; Sneed,R.J. 2-9; Mims,Denzel 1-16; Lovett,John 1-3; Platt,Chris 1-minus 4. Oklahoma State-Wallace, Tylan 6-69; Woods, Jelani 5-32; Brown, LD 2-17; McCray, Jordan 2-14; Johnson,Braydon 2-13; Metcalf, Dayton 1-20; Wolf, Landon 1-12; Jackson, Dezmon 1-9; Hubbard, Chuba 1-2; Carter, Logan 1-0.

INTERCEPTIONS: Baylor-Barnes,Kalon 1-18. Oklahoma State-None.

FUMBLES: Baylor-Hasty,JaMycal 1-1; Brewer,Charlie 1-0. Oklahoma State-Sanders,Spencer 2-2.

	Game Eight Oct. 26, 2019 Ames, Iowa Attendance: - TV: FS1
Oklahoma State	
Iowa State ^{23/RV}	

	Game Nine Nov. 2, 2019 Stillwater, Okla. Attendance: - TV: TBA
TCU	
Oklahoma State	



Select Players Game-by-Game Stats

49 Matt Ammendola

Kicker | 5-9 | 195 | R-Senior
Lansdale, Pa./North Penn

Career Highs

Longest FG 53 twice, last at South Alabama, 2017
Most FG Made 4 vs. Kansas State, 2019

Ammendola's 2016 Game-by-Game Kicking Stats

Date	Opponent	PAT-A	FGM-FGA	Lg	Blk
Sept. 3	SE Louisiana	0-1	0-0	0	0
Sept. 10	Central Michigan	0-0	1-1	53	0
Sept. 17	Pittsburgh	0-0	0-0	0	0
Sept. 24	at Baylor	0-0	0-0	0	0
Oct. 1	Texas	0-0	0-0	0	0
Oct. 8	Iowa State	0-0	0-0	0	0
Oct. 22	at Kansas	0-0	0-0	0	0
Oct. 29	West Virginia	0-0	0-0	0	0
Nov. 5	at Kansas State	0-0	0-0	0	0
Nov. 12	Texas Tech	0-0	0-0	0	0
Nov. 19	at TCU	0-0	0-0	0	0
Dec. 3	at Oklahoma	0-0	0-0	0	0

Ammendola's 2017 Game-by-Game Kicking Stats

Date	Opponent	PAT-A	FGM-FGA	Lg	Blk
Aug. 31	Tulsa	8-8	1-2	24	0
Sept. 8	at South Alabama	5-5	3-4	53	0
Sept. 16	at Pittsburgh	8-8	1-1	25	0
Sept. 23	TCU	4-4	1-1	29	0
Sept. 30	at Texas Tech	5-5	2-4	27	0
Oct. 14	Baylor	8-8	1-1	40	0
Oct. 21	at Texas	1-1	2-3	34	0
Oct. 28	at West Virginia	5-6	1-2	35	0
Nov. 4	Oklahoma	7-7	1-1	29	0
Nov. 11	at Iowa State	6-6	2-2	41	0
Nov. 18	Kansas State	5-5	2-2	32	0
Nov. 25	Kansas	7-7	3-3	49	0
Dec. 28	vs. Virginia Tech	3-3	3-3	38	0

Ammendola's 2018 Game-by-Game Kicking Stats

Date	Opponent	PAT-A	FGM-FGA	Lg	Blk
Aug. 30	Missouri State	7-8	1-1	20	0
Sept. 8	South Alabama	7-7	2-2	45	0
Sept. 15	Boise State	5-5	3-3	48	0
Sept. 22	Texas Tech	2-2	1-2	39	0
Sept. 29	at Kansas	6-6	2-2	33	0
Oct. 6	Iowa State	6-6	0-0	0	0
Oct. 13	at Kansas State	0-0	2-2	48	0
Oct. 27	Texas	5-5	1-3	24	0
Nov. 3	at Baylor	4-4	1-3	19	1
Nov. 10	at Oklahoma	5-6	0-1	0	0
Nov. 17	West Virginia	6-6	1-1	20	0
Nov. 24	at TCU	3-3	1-1	39	0
Dec. 31	vs. Missouri	5-5	1-1	27	0

Ammendola's 2019 Game-by-Game Kicking Stats

Date	Opponent	PAT-A	FGM-FGA	Lg	Blk
Aug. 30	at Oregon State	7-7	1-1	23	0
Sept. 7	McNeese	8-8	0-0	0	0
Sept. 14	at Tulsa	4-4	2-2	37	0
Sept. 21	at Texas	3-3	3-3	43	0
Sept. 28	Kansas State	2-2	4-4	29	0
Oct. 5	at Texas Tech	5-5	0-0	0	0
Oct. 19	Baylor	3-4	0-0	0	1
Oct. 26	at Iowa State				
Nov. 2	TCU				
Nov. 16	Kansas				
Nov. 23	at West Virginia				
Nov. 30	Oklahoma				

Ammendola's Career Kicking Stats

Year	FGM-A	Pct.	1-9	20-29	30-39	40-49	50+	Lg	Blk
2016	1-1	100.0	0-0	0-0	0-0	0-0	1-1	53	0
2017	23-29	79.3	1-2	8-9	9-10	5-7	1-1	53	0
2018	16-22	72.7	1-1	8-8	4-6	3-7	0-0	48	1
2019	10-10	100.0	1-1	6-6	2-2	1-1	0-0	43	0
Career	50-62	78.1	3-4	22-23	15-18	9-15	2-2	53	1

6 Dru Brown

Quarterback | 5-11 | 200 | R-Senior
San Mateo, Calif./Los Gatos/College of San Mateo/
Hawai'i

Career Highs

Completions 31 vs. Colorado State, 2017
Attempts 47, twice, most recently at UNLV, 2017
Yards 391 at UMass, 2017
Passing TD 5 vs. UMass, 2016
Long Pass 85 at UMass, 2017

Brown's 2016 Game-by-Game Passing Stats

Date	Opponent	Cmp	Att	INT	Yds	TD	Long	Sack
Aug. 27	vs. Cal				DNP			
Sept. 3	at Michigan	5	10	1	63	0	25	0
Sept. 10	UT Martin	1	2	0	-2	0	0	1
Sept. 17	at Arizona	10	18	0	144	0	37	0
Oct. 1	Nevada	15	18	0	222	2	38	2
Oct. 8	at San Jose State	24	33	0	287	2	39	2
Oct. 15	UNLV	17	32	0	217	2	38	1
Oct. 22	at Air Force	21	37	2	312	3	41	2
Oct. 29	New Mexico	16	28	0	173	0	31	2
Nov. 5	at San Diego State	22	35	3	135	0	13	2
Nov. 12	Boise State	16	31	0	125	1	21	0
Nov. 19	at Fresno State	20	31	1	227	0	53	2
Nov. 26	Massachusetts	22	30	0	311	5	56	3
Dec. 24	MTSU	20	30	0	274	4	44	1

Brown's 2016 Game-by-Game Rushing Stats

Date	Opponent	No.	Gain	Loss	Net	TD	Long	Avg.
Aug. 27	vs. Cal				DNP			
Sept. 3	at Michigan	5	49	0	49	0	17	9.8
Sept. 10	UT Martin	1	0	5	-5	0	0	-5
Sept. 17	at Arizona	5	33	0	33	1	12	6.6
Oct. 1	Nevada	7	44	13	31	0	17	4.43
Oct. 8	at San Jose State	6	92	38	54	1	62	9
Oct. 15	UNLV	8	51	19	32	0	21	4
Oct. 22	at Air Force	7	17	17	0	0	8	0
Oct. 29	New Mexico	8	21	10	11	1	6	1.38
Nov. 5	at San Diego State	6	10	19	-9	0	5	-1.5
Nov. 12	Boise State	11	71	10	61	0	30	5.55
Nov. 19	at Fresno State	5	1	19	-18	0	1	-3.6
Nov. 26	UMass	10	66	22	44	0	27	4.4
Dec. 24	MTSU	9	27	4	23	1	12	2.56

Brown's 2017 Game-by-Game Passing Stats

Date	Opponent	Cmp	Att	INT	Yds	TD	Long	Sack
Aug. 26	at Massachusetts	25	38	1	391	3	85	4
Sept. 2	Western Carolina	11	21	2	154	2	50	2
Sept. 9	at UCLA	23	38	1	227	2	37	1
Sept. 23	at Wyoming	29	40	2	280	1	50	2
Sept. 30	Colorado State	31	47	0	362	2	38	1
Oct. 7	at Nevada	18	27	1	229	2	42	4
Oct. 14	San Jose State	12	23	0	173	1	56	0
Oct. 28	San Diego State	19	33	0	160	0	47	3
Nov. 4	at UNLV	24	47	0	269	1	38	2
Nov. 11	Fresno State	18	31	1	154	2	18	5
Nov. 18	at Utah State	16	29	0	128	0	19	4
Nov. 25	Brigham Young	28	38	0	258	2	44	2

Brown's 2017 Game-by-Game Rushing Stats

Date	Opponent	No.	Gain	Loss	Net	TD	Long	Avg.
Aug. 26	at Massachusetts	8	48	29	-13	1	29	2.4
Sept. 2	Western Carolina	3	3	16	-13	0	3	-4.3
Sept. 9	at UCLA	3	13	10	3	0	9	1
Sept. 23	at Wyoming	3	6	4	2	0	6	0.7
Sept. 30	Colorado State	2	6	2	4	0	6	2
Oct. 7	at Nevada	6	13	34	-21	0	13	-3.5
Oct. 14	San Jose State	5	45	0	45	0	17	9
Oct. 28	San Diego State	6	8	13	-5	1	4	-0.8
Nov. 4	at UNLV	5	20	10	10	0	19	2
Nov. 11	Fresno State	10	29	20	0	0	14	0
Nov. 18	at Utah State	5	6	33	-27	0	6	-5.4
Nov. 25	Brigham Young	2	0	10	-10	0	0	-5

Brown's 2018 Game-by-Game Passing Stats

Date	Opponent	Cmp	Att	INT	Yds	TD	Long	Sack
Aug. 30	Missouri State				DNP			
Sept. 8	South Alabama				DNP			
Sept. 15	Boise State				DNP			
Sept. 22	Texas Tech				DNP			
Sept. 29	at Kansas				DNP			
Oct. 6	Iowa State				DNP			
Oct. 13	at Kansas State				DNP			
Oct. 27	Texas				DNP			
Nov. 3	at Baylor				DNP			
Nov. 10	at Oklahoma				DNP			
Nov. 17	West Virginia				DNP			
Nov. 24	at TCU				DNP			
Dec. 31	vs. Missouri	0	0	0	0	0	0	0

Brown's 2018 Game-by-Game Rushing Stats

Date	Opponent	No.	Gain	Loss	Net	TD	Long	Avg.
Aug. 30	Missouri State				DNP			
Sept. 8	South Alabama				DNP			
Sept. 15	Boise State				DNP			
Sept. 22	Texas Tech				DNP			
Sept. 29	at Kansas				DNP			
Oct. 6	Iowa State				DNP			
Oct. 13	at Kansas State				DNP			
Oct. 27	Texas				DNP			
Nov. 3	at Baylor				DNP			
Nov. 10	at Oklahoma				DNP			
Nov. 17	West Virginia				DNP			
Nov. 24	at TCU				DNP			
Dec. 31	vs. Missouri	0	0	0	0	0	0	0

Brown's 2019 Game-by-Game Passing Stats

Date	Opponent	Cmp	Att	INT	Yds	TD	Long	Sack
Aug. 30	at Oregon State	0	0	0	0	0	0	0
Sept. 7	McNeese	7	10	0	142	2	69	0
Sept. 14	at Tulsa				DNP			
Sept. 21	at Texas				DNP			
Sept. 28	Kansas State				DNP			
Oct. 5	at Texas Tech				DNP			
Oct. 19	Baylor	3	3	0	11	0	9	0
Oct. 26	at Iowa State							
Nov. 2	TCU							
Nov. 16	Kansas							
Nov. 23	at West Virginia							
Nov. 30	Oklahoma							

Brown's 2019 Game-by-Game Rushing Stats

Date	Opponent	No.	Gain	Loss	Net	TD	Long	Avg.
Aug. 30	at Oregon State	0	0	0	0	0	0	0
Sept. 7	McNeese	3	13	0	13	0	7	4.3
Sept. 14	at Tulsa				DNP			
Sept. 21	at Texas				DNP			
Sept. 28	Kansas State				DNP			
Oct. 5	at Texas Tech				DNP			
Oct. 19	Baylor	0	0	0	0	0	0	0
Oct. 26	at Iowa State							
Nov. 2	TCU							
Nov. 16	Kansas							
Nov. 23	at West Virginia							
Nov. 30	Oklahoma							

Brown's Career Passing Stats

Year	G	Effic	Cmp-Att-Int	Pct	Yds	TD	Lng	Avg/G
2015			JUCO					
2016(UH)	13	139.31	209-335-7	62.4	2,488	19	56	191.38
2017(UH)	12	128.97	254-412-8	61.7	2,785	18	85	232.08
2018	1	0.0	0-0-0	-	0	0	0	0.0
2019	3	226.55	10-13-0	76.9	153	2	69	51.0
Career	29	135.17	473-760-15	62.2	5,424	39	85	187.0



Select Players Game-by-Game Stats

7 LD Brown

Running Back | 5-9 | 191 | R-Junior
Dallas, Texas/DeSoto

Career Highs

Rushes	10, twice, last at TCU, 2018
Rushing Yards	110 vs. Missouri State, 2018
Long Rush	77 vs. Missouri State, 2018

Brown's 2017 Game-by-Game Rushing Stats

Date	Opponent	No.	Gain	Loss	Net	TD	Long	Avg.
Aug. 31	Tulsa	5	95	3	92	1	73	18.4
Sept. 8	at South Alabama	10	38	0	38	0	13	3.8
Sept. 16	at Pittsburgh	4	12	4	8	0	6	2.0
Sept. 23	TCU				DNP			
Sept. 30	at Texas Tech				DNP			
Oct. 14	Baylor	2	19	0	19	0	12	9.5
Oct. 21	at Texas	0	0	0	0	0	0	0
Oct. 28	at West Virginia	4	11	5	6	0	5	1.5
Nov. 4	Oklahoma	0	0	0	0	0	0	0
Nov. 11	at Iowa State	0	0	0	0	0	0	0
Nov. 18	Kansas State	0	0	0	0	0	0	0
Nov. 25	Kansas	8	49	1	48	2	29	6.0
Dec. 28	vs. Virginia Tech	1	12	0	12	0	12	12.0

Brown's 2017 Game-by-Game Receiving Stats

Date	Opponent	No.	Yds.	TD	Long
Aug. 31	Tulsa	0	0	0	0
Sept. 8	at South Alabama	0	0	0	0
Sept. 16	at Pittsburgh	0	0	0	0
Sept. 23	TCU				DNP
Sept. 30	at Texas Tech				DNP
Oct. 14	Baylor	0	0	0	0
Oct. 21	at Texas	0	0	0	0
Oct. 28	at West Virginia	0	0	0	0
Nov. 4	Oklahoma	0	0	0	0
Nov. 11	at Iowa State	0	0	0	0
Nov. 18	Kansas State	0	0	0	0
Nov. 25	Kansas	1	-2	0	-2
Dec. 28	vs. Virginia Tech	0	0	0	0

Brown's 2018 Game-by-Game Rushing Stats

Date	Opponent	No.	Gain	Loss	Net	TD	Long	Avg.
Aug. 30	Missouri State	9	110	0	110	1	77	12.2
Sept. 8	South Alabama	1	14	0	14	0	14	14.0
Sept. 15	Boise State				DNP			
Sept. 22	Texas Tech				DNP			
Sept. 29	at Kansas				DNP			
Oct. 6	Iowa State	0	0	0	0	0	0	0.0
Oct. 13	at Kansas State	0	0	0	0	0	0	0.0
Oct. 27	Texas	0	0	0	0	0	0	0.0
Nov. 3	at Baylor	0	0	0	0	0	0	0.0
Nov. 10	at Oklahoma	1	5	0	5	0	5	5.0
Nov. 17	West Virginia	4	26	0	26	0	14	6.5
Nov. 24	at TCU	10	17	12	5	0	8	0.5
Dec. 31	vs. Missouri	2	3	0	3	0	3	1.5

Brown's 2018 Game-by-Game Receiving Stats

Date	Opponent	No.	Yds.	TD	Long
Aug. 30	Missouri State	0	0	0	0
Sept. 8	South Alabama	0	0	0	0
Sept. 15	Boise State				DNP
Sept. 22	Texas Tech				DNP
Sept. 29	at Kansas				DNP
Oct. 6	Iowa State	0	0	0	0
Oct. 13	at Kansas State	0	0	0	0
Oct. 27	Texas	0	0	0	0
Nov. 3	at Baylor	0	0	0	0
Nov. 10	at Oklahoma	0	0	0	0
Nov. 17	West Virginia	0	0	0	0
Nov. 24	at TCU	0	0	0	0
Dec. 31	vs. Missouri	0	0	0	0

Brown's 2019 Game-by-Game Rushing Stats

Date	Opponent	No.	Gain	Loss	Net	TD	Long	Avg.
Aug. 30	at Oregon State	7	12	4	8	1	5	1.1
Sept. 7	McNeese	4	10	0	10	0	7	2.5
Sept. 14	at Tulsa	5	22	0	22	0	9	4.4
Sept. 21	at Texas	1	0	-4	-4	0	0	-4.0
Sept. 28	Kansas State	4	25	0	25	0	10	6.2
Oct. 5	at Texas Tech	3	23	6	17	0	23	5.7
Oct. 19	Baylor	4	79	0	79	1	68	19.8
Oct. 26	at Iowa State							
Nov. 2	TCU							
Nov. 16	Kansas							
Nov. 23	at West Virginia							
Nov. 30	Oklahoma							

Brown's 2019 Game-by-Game Receiving Stats

Date	Opponent	No.	Yds.	TD	Long
Aug. 30	at Oregon State	0	0	0	0
Sept. 7	McNeese	0	0	0	0
Sept. 14	at Tulsa	0	0	0	0
Sept. 21	at Texas	0	0	0	0
Sept. 28	Kansas State	0	0	0	0
Oct. 5	at Texas Tech	0	0	0	0
Oct. 19	Baylor	2	17	0	9
Oct. 26	at Iowa State				
Nov. 2	TCU				
Nov. 16	Kansas				
Nov. 23	at West Virginia				
Nov. 30	Oklahoma				

Brown's Career Rushing Stats

Year	G	Att.	Gain	Loss	Net	Avg.	TD	Long	Avg./G
2017	11	34	236	13	223	6.6	3	73	20.3
2018	10	27	175	12	163	6.0	1	77	16.3
2019	7	28	171	14	157	5.6	2	68	22.4
Career	28	89	582	39	443	6.1	6	77	19.4

87 Logan Carter

Cowboy Back | 6-4 | 245 | R-Junior
Henrietta, Texas/Henrietta

Career Highs

Receptions	1, four times, last vs. Kansas State, 2019
Receiving Yards	20 vs. West Virginia, 2018
Long Reception	20 vs. West Virginia, 2018

Carter's 2018 Game-by-Game Receiving Stats

Date	Opponent	No.	Yds.	TD	Long
Aug. 30	Missouri State	0	0	0	0
Sept. 8	South Alabama	0	0	0	0
Sept. 15	Boise State	0	0	0	0
Sept. 22	Texas Tech	0	0	0	0
Sept. 29	at Kansas	0	0	0	0
Oct. 6	Iowa State	0	0	0	0
Oct. 13	at Kansas State	0	0	0	0
Oct. 27	Texas	0	0	0	0
Nov. 3	at Baylor	0	0	0	0
Nov. 10	at Oklahoma	0	0	0	0
Nov. 17	West Virginia	1	20	1	20
Nov. 24	at TCU	0	0	0	0
Dec. 31	vs. Missouri	0	0	0	0

Carter's 2019 Game-by-Game Receiving Stats

Date	Opponent	No.	Yds.	TD	Long
Aug. 30	at Oregon State	1	1	0	1
Sept. 7	McNeese	1	6	0	6
Sept. 14	at Tulsa	0	0	0	0
Sept. 21	at Texas	0	0	0	0
Sept. 28	Kansas State	1	3	1	3
Oct. 5	at Texas Tech	0	0	0	0
Oct. 19	Baylor	1	0	0	0
Oct. 26	at Iowa State				
Nov. 2	TCU				
Nov. 16	Kansas				
Nov. 23	at West Virginia				
Nov. 30	Oklahoma				

Carter's Career Receiving Stats

Year	G	Rec.	Yds.	Avg.	TD	Long	Avg./G
2017	6	0	0	0.0	0	0	0.0
2018	13	1	20	20.0	1	20	1.5
2019	7	4	10	2.5	1	6	1.4
Career	26	5	30	6.0	2	20	1.2



Select Players Game-by-Game Stats

30 Chuba Hubbard

Running Back | 6-1 | 207 | R-Sophomore
Sherwood Park, Alberta, Canada/Bev Facey

Career Highs

Rushes	37 at Texas, 2019
Rushing Yards	296 vs. Kansas State, 2019
Rushing Touchdowns	3, four times, last at Texas Tech, 2019
Long Rush	84 vs. Kansas State, 2019
Receptions	5, twice, last vs. West Virginia, 2018
Receiving Yards	65 vs. Missouri State, 2018
Long Reception	54 vs. Missouri State, 2018

Hubbard's 2018 Game-by-Game Rushing Stats

Date	Opponent	No.	Gain	Loss	Net	TD	Long	Avg.
Aug. 30	Missouri State	7	42	0	42	0	19	6.0
Sept. 8	South Alabama	6	49	3	46	1	22	7.7
Sept. 15	Boise State	1	0	2	-2	0	-2	-2.0
Sept. 22	Texas Tech	4	14	1	13	0	7	3.2
Sept. 29	at Kansas	5	57	0	57	1	27	11.4
Oct. 6	Iowa State	2	22	0	22	0	12	11.0
Oct. 13	at Kansas State	1	6	0	6	0	6	6.0
Oct. 27	Texas	9	87	7	80	0	21	8.9
Nov. 3	at Baylor	10	51	0	51	0	8	5.1
Nov. 10	at Oklahoma	22	104	0	104	3	18	4.7
Nov. 17	West Virginia	26	138	4	134	0	23	5.2
Nov. 24	at TCU	13	50	8	42	1	15	3.2
Dec. 31	vs. Missouri	18	146	1	145	1	33	8.1

Hubbard's 2018 Game-by-Game Receiving Stats

Date	Opponent	No.	Yds.	TD	Long
Aug. 30	Missouri State	3	65	1	54
Sept. 8	South Alabama	0	0	0	0
Sept. 15	Boise State	0	0	0	0
Sept. 22	Texas Tech	0	0	0	0
Sept. 29	at Kansas	0	0	0	0
Oct. 6	Iowa State	0	0	0	0
Oct. 13	at Kansas State	4	35	0	14
Oct. 27	Texas	1	1	0	1
Nov. 3	at Baylor	1	18	0	18
Nov. 10	at Oklahoma	5	49	0	19
Nov. 17	West Virginia	5	24	1	14
Nov. 24	at TCU	0	0	0	0
Dec. 31	vs. Missouri	3	37	0	14

Hubbard's 2019 Game-by-Game Rushing Stats

Date	Opponent	No.	Gain	Loss	Net	TD	Long	Avg.
Aug. 30	at Oregon State	26	227	6	221	3	53	8.5
Sept. 7	McNeese	8	47	3	44	1	18	5.5
Sept. 14	at Tulsa	32	257	1	256	3	75	8.0
Sept. 21	at Texas	37	138	17	121	2	13	3.3
Sept. 28	Kansas State	25	296	0	296	1	84	11.8
Oct. 5	at Texas Tech	34	163	7	156	3	22	4.6
Oct. 19	Baylor	32	172	1	171	2	31	5.3
Oct. 26	at Iowa State							
Nov. 2	TCU							
Nov. 16	Kansas							
Nov. 23	at West Virginia							
Nov. 30	Oklahoma							

Hubbard's 2019 Game-by-Game Receiving Stats

Date	Opponent	No.	Yds.	TD	Long
Aug. 30	at Oregon State	0	0	0	0
Sept. 7	McNeese	0	0	0	0
Sept. 14	at Tulsa	0	0	0	0
Sept. 21	at Texas	2	14	0	8
Sept. 28	Kansas State	2	7	0	5
Oct. 5	at Texas Tech	1	1	0	1
Oct. 19	Baylor	1	2	0	2
Oct. 26	at Iowa State				
Nov. 2	TCU				
Nov. 16	Kansas				
Nov. 23	at West Virginia				
Nov. 30	Oklahoma				

Hubbard's Career Rushing Stats

Year	G	Att.	Gain	Loss	Net	Avg.	TD	Long	Avg./G
2018	13	124	766	26	740	6.0	7	33	56.9
2019	7	194	1300	65	1265	6.5	15	84	180.7
Career	20	318	2066	61	2005	6.3	22	84	100.2

Hubbard's Career Receiving Stats

Year	G	Rec.	Yds.	Avg.	TD	Long	Avg./G
2018	13	22	229	10.4	2	54	17.6
2019	7	6	24	4.0	0	8	3.4
Career	20	28	253	9.0	2	54	12.6

8 Braydon Johnson

Wide Receiver | 6-1 | 195 | R-Sophomore
Arlington, Texas/Bowie

Career Highs

Receptions	2, twice, last vs Baylor, 2019
Receiving Yards	69 vs. McNeese, 2019
Long Reception	69 vs. McNeese, 2019

Johnson's 2018 Game-by-Game Receiving Stats

Date	Opponent	No.	Yds.	TD	Long
Aug. 30	Missouri State	0	0	0	0
Sept. 8	South Alabama	0	0	0	0
Sept. 15	Boise State	0	0	0	0
Sept. 22	Texas Tech	0	0	0	0
Sept. 29	at Kansas	0	1	0	0
Oct. 6	Iowa State	0	0	0	0
Oct. 13	at Kansas State		DNP		
Oct. 27	Texas	1	6	0	6
Nov. 3	at Baylor	1	0	0	0
Nov. 10	at Oklahoma		DNP		
Nov. 17	West Virginia	0	0	0	0
Nov. 24	at TCU	0	0	0	0
Dec. 31	vs. Missouri	0	0	0	0

Johnson's 2019 Game-by-Game Receiving Stats

Date	Opponent	No.	Yds.	TD	Long
Aug. 30	at Oregon State	0	0	0	0
Sept. 7	McNeese	1	69	1	69
Sept. 14	at Tulsa	1	2	0	2
Sept. 21	at Texas	1	55	0	55
Sept. 28	Kansas State	0	0	0	0
Oct. 5	at Texas Tech	2	16	0	10
Oct. 19	Baylor	2	13	0	8
Oct. 26	at Iowa State				
Nov. 2	TCU				
Nov. 16	Kansas				
Nov. 23	at West Virginia				
Nov. 30	Oklahoma				

Johnson's Career Receiving Stats

Year	G	Rec.	Yds.	Avg.	TD	Long	Avg./G
2018	11	2	7	3.5	0	6	0.6
2019	7	7	155	22.1	1	69	22.1
Career	18	9	162	18.0	1	69	9.0

12 Jordan McCray

Wide Receiver | 6-6 | 187 | R-Senior
Marietta, Ga./North Cobb/South Alabama

Career Highs

Receptions	4, four times, last vs. McNeese, 2019
Receiving Yards	82 at Texas Tech, 2019
Long Reception	73 at Texas Tech, 2019

McCray's 2016 Game-by-Game Receiving Stats

Date	Opponent	No.	Yds.	TD	Long
Sept. 3	at Mississippi State	0	0	0	0
Sept. 10	Georgia Southern	2	45	0	37
Sept. 17	at La.-Lafayette		DNP		
Sept. 24	Nicholls	2	25	0	13
Oct. 1	San Diego State	0	0	0	0
Oct. 15	at Arkansas State	0	0	0	0
Oct. 20	Troy	0	0	0	0
Oct. 29	Georgia State	1	11	0	11
Nov. 5	at Louisiana-Monroe	0	0	0	0
Nov. 19	Presbyterian	0	0	0	0
Nov. 26	at Idaho	2	26	0	14
Dec. 3	New Mexico State	0	0	0	0
Dec. 30	vs. Air Force	0	0	0	0

McCray's 2017 Game-by-Game Receiving Stats

Date	Opponent	No.	Yds.	TD	Long
Sept. 2	at Ole Miss	2	12	0	8
Sept. 8	Oklahoma State	3	27	0	12
Sept. 16	Alabama A&M	0	0	0	0
Sept. 23	Idaho	1	10	0	10
Sept. 30	at Louisiana Tech		DNP		
Oct. 11	at Troy		DNP		
Oct. 21	Louisiana-Monroe	2	19	0	11
Oct. 26	at Georgia State	3	35	0	24
Nov. 4	Louisiana-Lafayette	1	6	0	6
Nov. 11	Arkansas State	4	72	0	41
Nov. 18	at Georgia Southern	2	15	0	8
Dec. 2	at New Mexico State	4	74	1	27

McCray's 2018 Game-by-Game Receiving Stats

Date	Opponent	No.	Yds.	TD	Long
Sept. 1	Louisiana Tech	2	14	0	9
Sept. 8	at Oklahoma State	3	19	0	9
Sept. 15	Texas State	4	31	1	23
Sept. 22	at Memphis	2	4	0	8
Sept. 29	at Appalachian State	3	43	0	34
Oct. 6	at Georgia Southern	2	0	0	5
Oct. 13	Alabama State	2	12	1	9
Oct. 23	Troy	3	60	1	26
Nov. 3	at Arkansas State	1	9	0	9
Nov. 10	Louisiana-Monroe	3	45	1	34
Nov. 17	at La.-Lafayette	2	24	0	15
Nov. 23	Coastal Carolina	2	12	0	8

McCray's 2019 Game-by-Game Receiving Stats

Date	Opponent	No.	Yds.	TD	Long
Aug. 30	at Oregon State	2	22	0	14
Sept. 7	McNeese	4	45	0	13
Sept. 14	at Tulsa	0	0	0	0
Sept. 21	at Texas	1	10	0	10
Sept. 28	Kansas State	0	0	0	0
Oct. 5	at Texas Tech	2	82	1	73
Oct. 19	Baylor	2	14	1	9
Oct. 26	at Iowa State				
Nov. 2	TCU				
Nov. 16	Kansas				
Nov. 23	at West Virginia				
Nov. 30	Oklahoma				

McCray's Career Receiving Stats

Year	G	Rec.	Yds.	Avg.	TD	Long	Avg./G
2016(USA)	12	7	107	15.3	0	37	8.9
2017(USA)	10	22	270	12.3	1	41	27.0
2018(USA)	12	29	273	9.4	4	34	22.8
2019	7	11	173	15.7	2	73	24.7
Career	41	69	823	11.9	7	73	20.0



Select Players Game-by-Game Stats

35 C.J. Moore

Wide Receiver | 6-5 | 175 | R-Freshman
Tulsa, Okla./Union

Career Highs

Receptions	2 at Oregon State, 2019
Receiving Yards	59 vs. McNeese, 2019
Long Reception	59 vs. McNeese, 2019

Moore's 2018 Game-by-Game Receiving Stats (Redshirt)

Date	Opponent	No.	Yds.	TD	Long
Aug. 30	Missouri State		DNP		
Sept. 8	South Alabama		DNP		
Sept. 15	Boise State		DNP		
Sept. 22	Texas Tech		DNP		
Sept. 29	at Kansas		DNP		
Oct. 6	Iowa State		DNP		
Oct. 13	at Kansas State		DNP		
Oct. 27	Texas		DNP		
Nov. 3	at Baylor		DNP		
Nov. 10	at Oklahoma		DNP		
Nov. 17	West Virginia		DNP		
Nov. 24	at TCU		DNP		
Dec. 31	vs. Missouri	0	0	0	0

Moore's 2019 Game-by-Game Receiving Stats

Date	Opponent	No.	Yds.	TD	Long
Aug. 30	at Oregon State	2	16	1	0
Sept. 7	McNeese	1	59	1	59
Sept. 14	at Tulsa	0	0	0	0
Sept. 21	at Texas	0	0	0	0
Sept. 28	Kansas State		DNP		
Oct. 5	at Texas Tech		DNP		
Oct. 19	Baylor		DNP		
Oct. 26	at Iowa State				
Nov. 2	TCU				
Nov. 16	Kansas				
Nov. 23	at West Virginia				
Nov. 30	Oklahoma				

Moore's Career Receiving Stats

Year	G	Rec.	Yds.	Avg.	TD	Long	Avg./G
2018 (RS)	1	0	0	0	0	0	0.0
2019	4	3	75	25.0	2	59	18.8
Career	5	3	75	25.0	2	59	15.0

3 Spencer Sanders

Quarterback | 6-2 | 195 | R-Freshman
Denton, Texas/Ryan

Career Highs

Completions	22 at Texas Tech, 2019
Attempts	37 at Texas Tech, 2019
Yards	290 at Texas Tech, 2019
Passing TD	3, twice, last vs. McNeese, 2019
Long Pass	90 at Tulsa, 2019
Rushes	18 at Texas, 2019
Rushing Yards	109, twice, last at Texas, 2019
Rushing Touchdowns	1, twice, last at Texas, 2019
Long Rush	33 at Texas, 2019

Sanders' 2019 Game-by-Game Passing Stats

Date	Opponent	Cmp	Att	INT	Yds	TD	Long	Sack
Aug. 30	at Oregon State	19	24	0	203	3	36	1
Sept. 7	McNeese	12	18	0	250	3	75	1
Sept. 14	at Tulsa	12	22	1	169	1	90	0
Sept. 21	at Texas	19	32	2	268	0	55	2
Sept. 28	Kansas State	16	25	2	153	1	53	2
Oct. 5	at Texas Tech	22	37	3	290	2	73	7
Oct. 19	Baylor	18	32	1	157	1	29	2
Oct. 26	at Iowa State							
Nov. 2	TCU							
Nov. 16	Kansas							
Nov. 23	at West Virginia							
Nov. 30	Oklahoma							

Sanders' 2019 Game-by-Game Rushing Stats

Date	Opponent	No.	Gain	Loss	Net	TD	Long	Avg.
Aug. 30	at Oregon State	13	119	10	109	0	30	8.4
Sept. 7	McNeese	12	62	11	51	0	11	4.2
Sept. 14	at Tulsa	9	65	6	59	1	27	6.6
Sept. 21	at Texas	18	118	9	109	1	33	6.1
Sept. 28	Kansas State	14	76	24	52	0	29	3.7
Oct. 5	at Texas Tech	19	82	36	46	0	20	2.4
Oct. 19	Baylor	14	49	18	31	0	9	2.2
Oct. 26	at Iowa State							
Nov. 2	TCU							
Nov. 16	Kansas							
Nov. 23	at West Virginia							
Nov. 30	Oklahoma							

Sanders' Career Passing Stats

Year	G	Effic	Cmp-Att-Int	Pct	Yds	TD	Lng	Avg/G
2019	7	137.61	118-190-9	62.1	1,490	11	90	212.9
Career	7	137.61	118-190-9	62.1	1,490	11	90	212.9

Sanders' Career Rushing Stats

Year	G	Att.	Gain	Loss	Net	Avg.	TD	Long	Avg./G
2019	7	99	571	114	457	4.6	2	33	65.3
Career	7	99	571	114	457	4.6	2	33	65.3

17 Dillon Stoner

Wide Receiver | 6-0 | 198 | R-Junior
Tulsa, Okla./Jenks

Career Highs

Receptions	9 vs. West Virginia, 2018
Receiving Yards	127 vs. West Virginia, 2018
Long Reception	76 vs. Kansas, 2018

Stoner's 2016 Game-by-Game Receiving Stats (Redshirt)

Date	Opponent	No.	Yds.	TD	Long
Sept. 3	SE Louisiana	2	27	0	17
Sept. 10	Central Michigan	0	0	0	0
Sept. 17	Pittsburgh	0	0	0	0
Sept. 24	at Baylor	3	0	0	4
Oct. 1	Texas		DNP		
Oct. 8	Iowa State		DNP		
Oct. 22	at Kansas		DNP		
Oct. 29	West Virginia		DNP		
Nov. 5	at Kansas State		DNP		
Nov. 12	Texas Tech		DNP		
Nov. 19	at TCU		DNP		
Dec. 3	at Oklahoma		DNP		

Stoner's 2017 Game-by-Game Receiving Stats

Date	Opponent	No.	Yds.	TD	Long
Aug. 31	Tulsa	4	18	0	7
Sept. 8	at South Alabama	2	24	0	13
Sept. 16	at Pittsburgh	5	100	1	54
Sept. 23	TCU	3	39	1	14
Sept. 30	at Texas Tech	1	21	0	21
Oct. 14	Baylor		DNP		
Oct. 21	at Texas	2	15	0	8
Oct. 28	at West Virginia	3	44	0	27
Nov. 4	Oklahoma	4	53	0	30
Nov. 11	at Iowa State	4	41	1	19
Nov. 18	Kansas State	8	73	1	16
Nov. 25	Kansas	4	113	1	76
Dec. 28	vs. Virginia Tech	4	35	1	17

Stoner's 2018 Game-by-Game Receiving Stats

Date	Opponent	No.	Yds.	TD	Long
Aug. 30	Missouri State	4	29	0	9
Sept. 8	South Alabama	4	54	0	20
Sept. 15	Boise State	5	68	1	32
Sept. 22	Texas Tech	1	22	0	22
Sept. 29	at Kansas		DNP		
Oct. 6	Iowa State	1	31	0	31
Oct. 13	at Kansas State	1	11	0	11
Oct. 27	Texas	4	33	0	13
Nov. 3	at Baylor	4	60	0	26
Nov. 10	at Oklahoma	5	70	0	23
Nov. 17	West Virginia	9	127	0	26
Nov. 24	at TCU	4	39	0	24
Dec. 31	vs. Missouri	6	59	1	30

Stoner's 2019 Game-by-Game Receiving Stats

Date	Opponent	No.	Yds.	TD	Long
Aug. 30	at Oregon State	5	31	0	14
Sept. 7	McNeese	3	25	0	13
Sept. 14	at Tulsa	4	32	0	11
Sept. 21	at Texas	6	55	0	23
Sept. 28	Kansas State	1	5	0	5
Oct. 5	at Texas Tech	5	76	0	29
Oct. 19	Baylor	0	0	0	0
Oct. 26	at Iowa State				
Nov. 2	TCU				
Nov. 16	Kansas				
Nov. 23	at West Virginia				
Nov. 30	Oklahoma				

Stoner's Career Receiving Stats

Year	G	Rec.	Yds.	Avg.	TD	Long	Avg./G
2016 (RS)	4	5	27	5.4	0	17	6.8
2017	12	44	576	13.1	6	76	48.0
2018	12	48	603	12.6	2	32	50.3
2019	7	24	224	9.3	0	29	32.0
Career	35	121	1,430	11.8	8	76	40.9



Select Players Game-by-Game Stats

2 Tylan Wallace

Wide Receiver | 6-0 | 185 | Junior
Fort Worth, Texas/South Hills

Career Highs

Receptions	11 at Texas Tech, 2019
Receiving Yards	222 vs. Texas, 2018
Long Reception	90 at Tulsa, 2019

Wallace's 2017 Game-by-Game Receiving Stats

Date	Opponent	No.	Yds.	TD	Long
Aug. 31	Tulsa	0	0	0	0
Sept. 8	at South Alabama	1	7	0	7
Sept. 16	at Pittsburgh	2	49	0	39
Sept. 23	TCU	0	0	0	0
Sept. 30	at Texas Tech	0	0	0	0
Oct. 14	Baylor	0	0	0	0
Oct. 21	at Texas	0	0	0	0
Oct. 28	at West Virginia	0	0	0	0
Nov. 4	Oklahoma	0	0	0	0
Nov. 11	at Iowa State	3	49	0	25
Nov. 18	Kansas State	1	13	0	13
Nov. 25	Kansas	0	0	0	0
Dec. 28	vs. Virginia Tech	0	0	0	0

Wallace's 2018 Game-by-Game Receiving Stats

Date	Opponent	No.	Yds.	TD	Long
Aug. 30	Missouri State	4	48	1	21
Sept. 8	South Alabama	10	166	1	33
Sept. 15	Boise State	5	105	0	43
Sept. 22	Texas Tech	7	123	0	31
Sept. 29	at Kansas	4	104	1	56
Oct. 6	Iowa State	5	82	1	42
Oct. 13	at Kansas State	5	90	0	45
Oct. 27	Texas	10	222	2	49
Nov. 3	at Baylor	8	122	1	33
Nov. 10	at Oklahoma	10	220	2	49
Nov. 17	West Virginia	7	62	2	14
Nov. 24	at TCU	4	64	0	29
Dec. 31	vs. Missouri	7	83	1	19

Wallace's 2019 Game-by-Game Receiving Stats

Date	Opponent	No.	Yds.	TD	Long
Aug. 30	at Oregon State	5	92	2	36
Sept. 7	McNeese	5	180	3	75
Sept. 14	at Tulsa	5	118	1	90
Sept. 21	at Texas	5	83	0	35
Sept. 28	Kansas State	8	145	0	33
Oct. 5	at Texas Tech	11	85	1	14
Oct. 19	Baylor	6	69	0	29
Oct. 26	at Iowa State				
Nov. 2	TCU				
Nov. 16	Kansas				
Nov. 23	at West Virginia				
Nov. 30	Oklahoma				

Wallace's Career Receiving Stats

Year	G	Rec.	Yds.	Avg.	TD	Long	Avg./G
2017	13	7	118	16.9	0	39	9.1
2018	13	86	1,491	17.3	12	56	114.7
2019	7	45	772	17.2	7	90	110.3
Career	33	138	2,381	17.3	19	90	72.2

1 Landon Wolf

Wide Receiver | 5-11 | 174 | R-Junior
Tulsa, Okla./East Central

Career Highs

Receptions	6, three times, last at TCU, 2018
Receiving Yards	116 at Kansas, 2018
Long Reception	42 at Kansas, 2018

Wolf's 2018 Game-by-Game Receiving Stats

Date	Opponent	No.	Yds.	TD	Long
Aug. 30	Missouri State	2	24	0	13
Sept. 8	South Alabama	2	17	0	16
Sept. 15	Boise State	0	0	0	0
Sept. 22	Texas Tech	0	0	0	0
Sept. 29	at Kansas	6	116	1	42
Oct. 6	Iowa State	6	63	1	27
Oct. 13	at Kansas State	0	0	0	0
Oct. 27	Texas	2	23	0	20
Nov. 3	at Baylor	0	-3	0	-3
Nov. 10	at Oklahoma	2	19	0	10
Nov. 17	West Virginia	4	47	0	15
Nov. 24	at TCU	6	40	0	11
Dec. 31	vs. Missouri	3	16	0	8

Wolf's 2019 Game-by-Game Receiving Stats

Date	Opponent	No.	Yds.	TD	Long
Aug. 30	at Oregon State	4	41	0	20
Sept. 7	McNeese	1	-1	0	-1
Sept. 14	at Tulsa	2	17	0	9
Sept. 21	at Texas	2	29	0	23
Sept. 28	Kansas State	3	-5	0	6
Oct. 5	at Texas Tech	1	30	0	30
Oct. 19	Baylor	1	12	0	12
Oct. 26	at Iowa State				
Nov. 2	TCU				
Nov. 16	Kansas				
Nov. 23	at West Virginia				
Nov. 30	Oklahoma				

Wolf's Career Receiving Stats

Year	G	Rec.	Yds.	Avg.	TD	Long	Avg./G
2017	13	0	0	0	0	0	0.0
2018	13	33	362	10.9	2	42	27.8
2019	7	14	123	8.8	0	30	17.6
Career	33	47	485	10.3	2	42	14.7

89 Jelani Woods

Cowboy Back | 6-7 | 265 | R-Sophomore
Ellenwood, Ga./Cedar Grove

Career Highs

Receptions	5 vs. Baylor, 2019
Receiving Yards	32, twice, last vs. Baylor, 2019
Long Reception	32 vs. South Alabama, 2018

Woods' 2018 Game-by-Game Receiving Stats

Date	Opponent	No.	Yds.	TD	Long
Aug. 30	Missouri State	0	0	0	0
Sept. 8	South Alabama	1	32	0	32
Sept. 15	Boise State	0	0	0	0
Sept. 22	Texas Tech	1	19	0	19
Sept. 29	at Kansas	1	5	0	5
Oct. 6	Iowa State	2	33	1	19
Oct. 13	at Kansas State	0	0	0	0
Oct. 27	Texas	1	16	1	16
Nov. 3	at Baylor	0	0	0	0
Nov. 10	at Oklahoma	1	15	0	15
Nov. 17	West Virginia	0	0	0	0
Nov. 24	at TCU		DNP		
Dec. 31	vs. Missouri		DNP		

Woods' 2019 Game-by-Game Receiving Stats

Date	Opponent	No.	Yds.	TD	Long
Aug. 30	at Oregon State	0	0	0	0
Sept. 7	McNeese	0	0	0	0
Sept. 14	at Tulsa	0	0	0	0
Sept. 21	at Texas	2	22	0	14
Sept. 28	Kansas State	1	-2	0	-2
Oct. 5	at Texas Tech	0	0	0	0
Oct. 19	Baylor	5	32	0	10
Oct. 26	at Iowa State				
Nov. 2	TCU				
Nov. 16	Kansas				
Nov. 23	at West Virginia				
Nov. 30	Oklahoma				

Woods' Career Receiving Stats

Year	G	Rec.	Yds.	Avg.	TD	Long	Avg./G
2018	11	7	120	17.1	2	32	10.9
2019	7	8	52	6.5	0	14	7.4
Career	18	15	172	11.5	2	32	9.6



Career Highs for Defensive Players (Sorted by Last Name)

24 Jarrick Bernard - S

Tackles	14 vs. Texas Tech, 2018
TFL	1.0, three times, last at Baylor, 2018
Sacks	1.0, twice, last vs. Kansas State, 2018
Interceptions	1 vs. Texas Tech, 2018

1 Calvin Bundage - LB

Tackles	12 vs. Boise State, 2018
TFL	2.5 vs. Kansas State, 2017
Sacks	2.0 vs. Oklahoma, 2017

98 Brendon Evers - DT

Tackles	2, four times, last at Texas, 2019
TFL	1.0 at Baylor, 2018
Sacks	1.0 at Baylor, 2018

94 Trace Ford - DE

Tackles	4, twice, last at Tulsa, 2019
Interceptions	No career interceptions
TFL	1.0, twice, last at Texas Tech, 2019
Sacks	1.0, twice, last at Texas Tech, 2019
Pass Break Ups	2 at Oregon State, 2019

4 A.J. Green - CB

Tackles	7 at Oregon State, 2019
TFL	1.5 vs. TCU, 2017
Pass Break Ups	3 vs. West Virginia, 2018
Interceptions	2 at West Virginia, 2017

16 Devin Harper - LB

Tackles	9 at Kansas, 2018
Sacks	1.5 vs. Boise State, 2018
TFL	1.5 vs. Boise State, 2018
Interceptions	1 vs. South Alabama, 2018

31 Kolby Harvell-Peel - S

Tackles	10 at Tulsa, 2019
Sacks	1.0, twice, last at Tulsa, 2019
TFL	2.0 at TCU, 2018

33 Kevin Henry - LB

Tackles	6 vs. Tulsa, 2017
TFL	1.0, twice, last vs. Baylor, 2019
Sacks	No career sacks

42 Jayden Jernigan - DE

Tackles	5 at Tulsa, 2019
Interceptions	No career interceptions
TFL	1.0, twice, last vs. Baylor, 2019
Sacks	1.0 vs. Baylor, 2019
Pass Break Ups	No career pass break ups

81 Tyler Lacy - DE

Tackles	6, at Tulsa, 2019
TFL	0.5 at Tulsa, 2019
Sacks	No career sacks
Pass Break Ups	1 at Oregon State, 2019

40 Brock Martin - DE

Tackles	8 at Tulsa, 2019
Interceptions	No career interceptions
TFL	1.5 at Texas Tech, 2019
Sacks	1.0 vs. South Alabama, 2018
Fumbles Recovered	1, twice, last vs. Kansas State, 2019
Pass Break Ups	1 at Texas, 2019

2 Tanner McCalister - S

Tackles	5 at Texas Tech, 2019
TFL	0.5 at Tulsa, 2019
Interceptions	No career interceptions
Pass Break Ups	1 at Oklahoma, 2018

92 Cameron Murray - DT

Tackles	4, twice, last vs. Baylor, 2019
TFL	1.0, twice, last vs. Baylor, 2019
Interceptions	No career interceptions
Pass Break Ups	1 at Oregon State, 2019

11 Amen Ogbongbemiga - LB

Tackles	11 at Texas, 2019
TFL	2.5 at Tulsa, 2019
Sacks	1.5 at Tulsa, 2019

38 Philip Redwine-Bryant - LB

Tackles	5 vs. McNeese, 2019
Interceptions	1 vs. McNeese, 2019
TFL	No career TFL
Sacks	No career sacks
Pass Break Ups	No career pass break ups

20 Malcolm Rodriguez - S

Tackles	12 at Oklahoma, 2018
TFL	2.5 vs. West Virginia, 2018
Pass Break Ups	1, three times, last vs. Kansas State, 2019
Interceptions	No career interceptions

91 Mike Scott - DE

Tackles	3, twice, last vs. Tulsa, 2019
Interceptions	No career interceptions
TFL	2.0 at Tulsa, 2019
Sacks	2.0 at Tulsa, 2019

5 Kemah Siverand - CB

Tackles	4 vs. Missouri, 2018
Pass Break Ups	1 vs. South Alabama, 2018
Interceptions	No career interceptions

3 Tre Sterling - S

Tackles	9 at Oregon State, 2019
TFL	1.5 at Oregon State, 2019
Pass Break Ups	1, four times, last at Texas Tech, 2019
Interceptions	No career interceptions

25 Jason Taylor - S

Tackles	2, twice, last vs. McNeese, 2019
Pass Break Ups	No career pass break ups
Interceptions	No career interceptions

35 Samuela Tuihalamaka - DT

Tackles	6 at Tulsa, 2019
Interceptions	No career interceptions
TFL	0.5, twice, last at Texas, 2019
Sacks	1.0 vs. McNeese, 2019
Pass Break Ups	No career pass break ups

8 Rodarius Williams - CB

Tackles	9, twice, last at Oregon State, 2019
TFL	1.0, three times, last vs. McNeese, 2019
Pass Break Ups	2, four times, last vs. Iowa St., 2018
Interceptions	1 at Baylor, 2018



Starting Lineups/Player Career Starts

Game-by-Game Starting Lineups

Starting Lineups - Offense

		LT	LG	C	RG	RT	WR	WR/CW	WR/CW	CW	RB	QB
8/30	at Oregon State	Galloway	Keyes	Wilson	Bray	Jenkins	Wallace	McCray	Carter	Woods	Hubbard	Sanders
9/7	McNeese	Galloway	Keyes	Wilson	Bray	Jenkins	Wallace	McCray	Stoner	Woods	Hubbard	Sanders
9/14	at Tulsa	Galloway	Keyes	Wilson	Bray	Jenkins	Wallace	McCray	Stoner	Woods	Hubbard	Sanders
9/21	at Texas	Galloway	Keyes	Wilson	Bray	Jenkins	Wallace	McCray	Stoner	Woods	Hubbard	Sanders
9/28	Kansas State	Bray	Keyes	Schneider	Wilson	Anthony	Wallace	McCray	Stoner	Carter	Hubbard	Sanders
10/5	at Texas Tech	Jenkins	Keyes	Wilson	Anthony	Bray	Wallace	Carter	Stoner	Woods	Hubbard	Sanders
10/19	Baylor	Jenkins	Keyes	Wilson	Anthony	Bray	Wallace	McCray	Stoner	Woods	Hubbard	Sanders
10/26	at Iowa State											
11/2	TCU											
11/16	Kansas											
11/23	at West Virginia											
11/30	Oklahoma											

Starting Lineups - Defense

		DE/DT	DT	DT/LB	DE	LB	LB	CB	S	S	S	CB
8/30	at Oregon State	Lacy	Murray	Evers	Martin	Ogbongbemiga	Rodriguez	Green	Sterling	Bernard	Harvell-Peel	Williams
9/7	McNeese	Lacy	Murray	Evers	Martin	Ogbongbemiga	Rodriguez	Green	Sterling	Bernard	Harvell-Peel	Williams
9/14	at Tulsa	Lacy	Murray	Tuihalamaka	Martin	Ogbongbemiga	Rodriguez	Green	Sterling	Bernard	Harvell-Peel	Williams
9/21	at Texas	Lacy	Murray	Evers	Martin	Ogbongbemiga	Rodriguez	Green	Sterling	Bernard	Harvell-Peel	Williams
9/28	Kansas State	Antwine	Murray	Tuihalamaka	Martin	Ogbongbemiga	Rodriguez	Green	Sterling	Bernard	Harvell-Peel	Williams
10/5	at Texas Tech	Antwine	Murray	Tuihalamaka	Martin	Ogbongbemiga	Rodriguez	Green	Sterling	Bernard	Harvell-Peel	Williams
10/19	Baylor	Antwine	Murray	D. Harper	Martin	Ogbongbemiga	Rodriguez	Green	Sterling	Bernard	Harvell-Peel	Williams
10/26	at Iowa State											
11/2	TCU											
11/16	Kansas											
11/23	at West Virginia											
11/30	Oklahoma											

Career Consecutive and Total Starts

Player, Pos.	Yr.	Consecutive Starts	Total Starts	[-----Starts by Year-----]				Player, Pos.	Yr.	Consecutive Starts	Total Starts	[-----Starts by Year-----]			
				2019	2018	2017	2016					2019	2018	2017	2016
A.J. Green, CB	Sr.	33	33	7	13	13	0	Calvin Bundage, LB	Sr.	0	20	0	11	9	0
Rodarius Williams, CB	RJr.	33	33	7	13	13	0	Dylan Galloway, OL	RJr.	0	9	4	5	0	0
Tylan Wallace, WR	Jr.	20	20	7	13	0	0	Logan Carter, CW	RJr.	0	4	3	1	0	0
Marcus Keyes, OL	RSr.	18	44	7	11	13	13	Tyler Lacy, DL	RFr.	0	4	4	0	0	0
Jarrick Bernard, S	So.	16	16	7	9	0	0	Landon Wolf, WR	RJr.	0	3	0	3	0	0
Malcolm Rodriguez, LB	Jr.	13	17	7	10	0	0	Brendon Evers, DL	RSr.	0	3	3	0	0	0
Chuba Hubbard, RB	RSr.	11	11	7	4	0	0	Samuela, Tuihalamaka, DT	RFr.	0	3	3	0	0	0
Johnny Wilson, OL	RSr.	9	29	7	12	10	0	Ry Schneider, OL	RJr.	0	2	1	1	0	0
Kolby Harvell-Peel, S	So.	7	11	7	4	0	0	Kevin Henry, LB	RSr.	0	1	0	1	0	0
Cameron Murray, DT	RJr.	7	7	7	0	0	0								
Amen Ogbongbemiga, LB	RJr.	7	7	7	0	0	0								
Brock Martin, DL	RSr.	7	7	7	0	0	0								
Tre Sterling, S	RSr.	7	7	7	0	0	0								
Bryce Bray, OL	RFr.	7	7	7	0	0	0								
Spencer Sanders, QB	RFr.	7	7	7	0	0	0								
Dillon Stoner, WR	RJr.	6	19	6	7	6	0								
Israel Antwine, DT	So.	3	14	3	11	0	0								
Hunter Anthony, OL	RFr.	3	3	3	0	0	0								
Tevin Jenkins, OL	RJr.	2	22	6	13	3	0								
Jelani Woods, CW	RSr.	2	13	6	7	0	0								
Jordan McCray, WR	RSr.	1	15	6	5	4	0								
Devin Harper, LB	RJr.	1	2	1	1	0	0								

Game-by-Game Captains

8/30	Oregon State	Stoner	Green	Rodriguez	Redwine-Bryant
9/7	McNeese	Stoner	Keyes	Rodriguez	McCalister
9/14	at Tulsa	Wallace	Green	Ogbongbemiga	Balous
9/21	at Texas	Wallace	Green	Metcalfe	Wilson
9/28	Kansas State	Keyes	Harvell-Peel	Rodriguez	Siverand
10/5	at Texas Tech	Carter	Wolf	Henry	Redwine-Bryant
10/19	Baylor	Hubbard	Havrvell-Peel	Ogbongbemiga	Redwine-Bryant
10/26	at Iowa State				
11/2	TCU				
11/16	Kansas				
11/23	at West Virginia				
11/30	Oklahoma				



Explosive Plays/Scoring Summary

Passing plays - 20 yards or longer (22)

Yds	Connection	Opponent	Result of Pass	Result of Drive
90	Sanders to Wallace	Tulsa	Touchdown	Touchdown
75	Sanders to Wallace	McNeese	Touchdown	Touchdown
73	Sanders to McCray	Texas Tech	Touchdown	Touchdown
69	Sanders to Wallace	McNeese	Touchdown	Touchdown
69	Brown to Johnson	McNeese	Touchdown	Touchdown
59	Brown to Moore	McNeese	Touchdown	Touchdown
55	Sanders to Johnson	Texas	1st and Goal at UT 3	Touchdown
36	Sanders to Wallace	Oregon State	Touchdown	Touchdown
33	Sanders to Wallace	Kansas State	1st and 10 at KS 25	Field Goal
30	Sanders to Wolf	Texas Tech	1st and Goal at TTU 5	Touchdown
29	Sanders to Wallace	Baylor	1st and 10 at BU 18	Touchdown
29	Sanders to Stoner	Texas Tech	1st and 10 at TTU 35	Touchdown
29	Sanders to Wallace	McNeese	1st and 10 at MCN 34	Touchdown
25	Sanders to Wallace	Kansas State	1st and 10 at 50	Punt
23	Sanders to Wolf	Texas	1st and Goal at UT 4	Field Goal
23	Sanders to Stoner	Texas	1st and 10 at OSU 45	Downs
23	Sanders to Wallace	Oregon State	1st and 10 at OSU 49	Touchdown
22	Sanders to Wallace	Kansas State	1st and 10 at KS 32	Field Goal
21	Sanders to Wallace	Oregon State	Touchdown	Touchdown
20	Hutton to Metcalf	Baylor	1st and 10 at BU 37	Touchdown
20	Sanders to Wallace	Oregon State	1st and Goal at ORST 5	Touchdown
20	Sanders to Wallace	Texas	1st and 10 at OSU 40	Field Goal

Running plays - 20 yards or longer (24)

Yds	Rusher	Opponent	Result of Rush	Result of Drive
84	Chuba Hubbard	Kansas State	Touchdown	Touchdown
75	Chuba Hubbard	Tulsa	Touchdown	Touchdown
68	LD Brown	Baylor	Touchdown	Touchdown
53	Chuba Hubbard	Oregon State	Touchdown	Touchdown
53	Chuba Hubbard	Kansas State	1st and 10 at KS 40	Downs
44	Chuba Hubbard	Kansas State	1st and 10 at KS 19	Field Goal
33	Spencer Sanders	Texas	1st and 10 at UT 13	Touchdown
33	Chuba Hubbard	Tulsa	Touchdown	Touchdown
33	Chuba Hubbard	Oregon State	1st and 10 at ORST 15	Touchdown
31	Chuba Hubbard	Baylor	1st and Goal at BU 10	Interception
30	Chuba Hubbard	Baylor	1st and 10 at BU 45	Downs
30	Chuba Hubbard	Tulsa	Touchdown	Touchdown
30	Spencer Sanders	Oregon State	1st and 10 at ORST 14	Touchdown
29	Spencer Sanders	Kansas State	1st and 10 at KS 35	Interception
27	Spencer Sanders	Tulsa	Touchdown	Touchdown
26	Chuba Hubbard	Oregon State	1st and 10 at ORST 25	Touchdown
23	LD Brown	Texas Tech	1st and 10 at TTU 19	Fumble
23	Spencer Sanders	Oregon State	1st and 10 at OSU 44	Field Goal
22	Chuba Hubbard	Texas Tech	1st and 10 at TTU 24	Touchdown
21	Spencer Sanders	Oregon State	1st and 10 at ORST 35	Touchdown
21	Spencer Sanders	Tulsa	1st and 10 at TLS 42	Touchdown
20	Spencer Sanders	Texas Tech	1st and 10 at TTU 13	Touchdown
20	Chuba Hubbard	Tulsa	1st and 10 at OSU	Punt
20	Chuba Hubbard	Kansas State	1st and 10 at KS 16	Field Goal

Kick returns - 30 yards or longer (0)

Yds	Returner	Opponent	Result of Return	Result of Drive
-	-	-	-	-

Punt returns - 20 yards or longer (0)

Yds	Returner	Opponent	Result of Return	Result of Drive
22	Dillon Stoner	Baylor	1st and 10 at OSU 40	Touchdown

Interception/fumble returns - 20 yards or longer (2)

Yds	Returner	Opponent	Result of Return	Result of Drive
27	A.J. Green	McNeese	Touchdown	Touchdown
22	Kolby Harvell-Peel	Texas	1st and 10 at UT 31	Downs

Aug. 30 at Oregon State

Qtr.	Time	Plays	Yds.	Elapsed
1	9:13	9	70	3:47
2	13:33	14	71	5:03
2	9:41	7	86	2:34
2	6:45	5	51	1:51
2	2:02	8	80	3:14
3	12:20	10	75	2:40
3	7:54	6	75	1:56
4	9:39	8	75	3:22

Sept. 7 vs. McNeese

Qtr.	Time	Plays	Yds.	Elapsed
1	14:15	-	-	-
1	1:29	2	73	0:30
2	7:43	15	91	4:13
2	1:29	11	91	3:30
3	14:48	1	75	0:12
3	9:15	5	75	2:00
3	6:52	2	72	0:34
3	6:04	1	1	0:03

Sept. 14 at Tulsa

Qtr.	Time	Plays	Yds.	Elapsed
1	14:50	1	75	0:10
1	11:23	6	59	2:11
1	6:00	12	57	3:25
2	11:50	4	23	1:31
3	4:35	7	52	2:17
3	1:29	1	90	0:12
4	2:34	7	65	2:16

Sept. 21 at Texas

Qtr.	Time	Plays	Yds.	Elapsed
1	9:12	13	76	5:48
2	9:21	8	49	3:21
2	3:07	6	70	2:17
2	0:11	4	15	0:42
3	8:02	11	74	3:44
4	1:37	7	46	2:07

Sept. 28 vs. Kansas State

Qtr.	Time	Plays	Yds.	Elapsed
1	6:12	7	51	2:18
1	3:57	5	26	1:25
2	8:40	8	61	3:25
2	2:06	8	58	3:29
3	12:45	1	84	0:13
4	8:02	11	74	6:11

Oct. 5 at Texas Tech

Qtr.	Time	Plays	Yds.	Elapsed
2	0:30	7	20	1:25
3	12:00	3	75	1:02
3	2:48	8	75	3:00
4	5:16	10	58	3:10
4	3:27	6	35	1:49

Oct. 19 vs. Baylor

Qtr.	Time	Plays	Yds.	Elapsed
1	6:37	13	78	5:29
2	4:15	7	46	2:31
3	9:35	8	60	3:31
4	12:55	5	93	1:53



Drive Analysis

Oklahoma State Season Drive Chart

Opponent	Total Drives	Total Yard Line	Avg. Start Position	Start In Opp.	How Ended				Punt	Downs	Turnover	Clock
					TD	FG	Missed FG					
at Oregon State	11	555	Own 27	0	7	1	0		2	0	0	2
McNeese	15	580	Own 19	1	7	0	0		5	0	2	0
at Tulsa	14	506	Own 29	1	5	2	0		5	0	2	0
at Texas	14	494	Own 31	3	3	3	0		4	2	2	0
Kansas State	13	526	Own 31	1	2	4	0		4	1	2	0
at Texas Tech	18	509	Own 28	2	5	0	0		7	1	5	0
Baylor	14	469	Own 26	1	4	0	0		5	1	3	1
at Iowa State												
TCU												
Kansas												
at West Virginia												
Oklahoma												

Note: Non-offensive touchdowns and turnovers on punt returns and kick returns are not counted as drives.

Opponent Season Drive Chart

Opponent	Total Drives	Total Yard Line	Avg. Start Position	Start In Opp.	How Ended				Punt	Downs	Turnover	Clock
					TD	FG	Missed FG					
at Oregon State	11	448	Own 26	0	5	1	0		4	1	0	0
McNeese	15	318	Own 32	2	2	0	0		8	3	2	0
at Tulsa	15	396	Own 26	2	3	0	0		8	2	0	2
at Texas	11	498	Own 34	3	5	0	0		4	1	3	0
Kansas State	13	244	Own 24	2	1	2	0		7	1	1	0
at Texas Tech	17	586	Own 35	5	5	3	1		5	2	0	1
Baylor	14	536	Own 25	2	6	1	0		4	1	1	1
at Iowa State												
TCU												
Kansas												
at West Virginia												
Oklahoma												

Note: Non-offensive touchdowns and turnovers on punt returns and kick returns are not counted as drives.

Three-and-Out

For the purpose of this note, a three-and-out is defined as a possession in which three offensive plays were run without gaining a first down and those three plays were followed immediately by a punt, or a possession that resulted in a turnover before the offense gained a first down.

Game	OSU Three-and-Out/Drives	Opponent Three-and-Out/Drives
at Oregon State	2/11	3/11
McNeese	3/15	6/15
at Tulsa	3/14	5/15
at Texas	2/14	2/11
Kansas State	1/13	8/13
at Texas Tech	7/18	4/17
Baylor	4/14	1/14
at Iowa State		
TCU		
Kansas		
at West Virginia		
Oklahoma		

Downs Summary Oklahoma State Offense

Down	Yardage Gained							Conv-Att*	Conv Pct.
	Neg. Yds.	0-3	4-6	7-9	10	11+	20+		
First Down	22	107	51	25	6	22	19	53-252	.210
Second Down	7	73	40	20	9	13	16	59-178	.331
Third Down	3	61	17	15	1	8	9	50-114	.438
Fourth Down	1	5	0	3	0	1	3	8-13	.615
Total	33	246	108	63	16	44	47	170-557	.305

Opponent Offense

Down	Yardage Gained							Conv-Att*	Conv Pct.
	Neg. Yds.	0-3	4-6	7-9	10	11+	20+		
First Down	17	97	26	20	0	12	21	49-221	.221
Second Down	8	80	28	18	3	18	7	47-163	.288
Third Down	3	36	19	6	2	15	6	41-107	.383
Fourth Down	3	7	1	0	0	2	1	3-13	.230
Total	31	220	74	44	5	47	35	140-504	.277

* Conv. = Plays that resulted in a first down or touchdown. Att = Total plays run

Game-Opening Drives

	Oklahoma State					Opponent			
	Plays	Yards	TOP	Result		Plays	Yards	TOP	Result
at Oregon State	9	70	3:47	TD		6	70	1:54	TD
McNeese	5	-3	2:38	Punt		2	1	0:45	INT
at Tulsa	1	75	0:10	TD		3	5	1:10	Punt
at Texas	13	76	5:48	FG		9	35	4:28	Punt
Kansas State	4	26	2:01	Punt		3	3	1:38	Punt
at Texas Tech	3	1	1:05	Fumble		4	5	1:06	FG
Baylor	3	4	1:36	Punt		3	62	1:18	TD
at Iowa State									
TCU									
Kansas									
at West Virginia									
Oklahoma									

Second Half-Opening Drives

	Oklahoma State				Opponent			
	Plays	Yards	TOP	Result	Plays	Yards	TOP	Result
at Oregon State	10	75	2:40	TD	6	73	2:25	TD
McNeese	1	75	0:12	TD	7	82	3:33	TD
at Tulsa	6	17	3:40	Punt	5	8	3:04	Punt
at Texas	11	74	3:44	FG	7	36	3:14	Punt
Kansas State	1	84	0:13	TD	3	8	2:02	Punt
at Texas Tech	3	75	1:02	TD	7	75	1:58	TD
Baylor	8	60	3:31	TD	5	13	1:54	Punt
at Iowa State								
TCU								
Kansas								
at West Virginia								
Oklahoma								

Scoring Drive Analysis

Plays Run	Okla. State		Opponent	
	TD	FG	TD	FG
1-5	14	1	6	1
6-10	15	5	15	4
11-15	4	4	3	2
16+	0	0	1	0
Yards Gained	Okla. State		Opponent	
	TD	FG	TD	FG
Negative Yards	0	0	0	0
0-9 yards	1	0	0	0
10-19 yards	1	0	0	0
20-29 yards	1	1	1	0
30-39 yards	0	0	0	0
40-49 yards	2	1	1	1
50-59 yards	3	3	0	0
60-69 yards	2	1	3	4
70-79 yards	11	4	9	0
80-89 yards	3	0	5	0
90-99 yards	4	0	1	0
Time Elapsed	Okla. State		Opponent	
	TD	FG	TD	FG
0:00-0:59	8	0	4	0
1:00-1:59	7	1	8	2
2:00-2:59	9	1	6	2
3:00-3:59	7	5	5	1
4:00-4:59	1	0	0	1
5:00-5:59	1	2	1	1
6:00-6:59	0	1	1	0
7:00-7:59	0	0	0	0
8:00-8:59	0	0	0	0
9:00-9:59	0	0	0	0
10:00+	0	0	0	0



OSU in the Big 12 and NCAA Statistics

Team Stats

Category	Value	Big 12 Rank	NCAA Rank
Scoring Offense	38	4	16
Scoring Defense	30	7	89
Total Offense	519.9	2	8
Total Defense	432.3	7	99
Rushing Offense	279.3	1	5
Rushing Defense	173.6	6	82
Passing Offense	240.6	6	63
Passing Yards Allowed	258.7	8	102
Team Passing Efficiency	143.23	6	50
Team Passing Efficiency Defense	145.98	10	102
Passing Yards per Completion	12.66	4	52
Completion Percentage	0.636	7	40
Kickoff Returns	17.85	9	112
Kickoff Return Defense	21.5	9	81
Punt Returns	8	4	61
Punt Return Defense	0.29	1	3
Passes Intercepted	3	9	99
Passes Had Intercepted	9	9	109
Net Punting	38.47	5	63
Team Sacks	1.71	8	90
Team Tackles for Loss	5.4	9	86
Sacks Allowed	2.14	8	71
First Downs Offense	176	4	15
First Downs Defense	142	7	66
3rd Down Conversion Pct	0.45	4	24
3rd Down Conversion Pct Defense	0.387	5	75
4th Down Conversion Pct	0.615	3	46
4th Down Conversion Pct Defense	0.214	2	5
Fewest Penalty Yards Per Game	63	9	95
Time of Possession	29:44	5	74
Turnover Margin	-1.29	10	123
Turnovers Gained	7	6	104
Turnovers Lost	16	10	121
Fumbles Recovered	4	3	64
Defensive TDs	1	2	31
Red Zone Offense	0.903	6	31
Red Zone Defense	0.84	3	74

Individual Stats

3 Spencer Sanders - QB	Value	Big 12 Rank	NCAA Rank
Total Offense	278.1	5	23
Passing TDs	11	6	44
Passing Yards per Completion	12.63	4	45
Yards per Pass Attempt	7.84	5	45
Passing Yards	1,490	5	52
Completion Percentage	0.621	7	55
Points Responsible For	78	7	56
Passing Yards Per Game	212.9	5	59
Completions Per Game	16.86	6	59
Passing Efficiency	137.6	7	59
Points Responsible For Per Game	11.1	7	62
Rushing Yards	457	6	89
Rushing Yards Per Game	65.3	8	98
Rush Yards Per Carry	4.62	10	-
30 Chuba Hubbard - RB	Value	Big 12 Rank	NCAA Rank
All Purpose	190.14	1	1
Rushing TDs	15	1	1
Rushing Yards	1,265	1	1
Rushing Yards Per Game	180.7	1	1
Total Points Scored	90	1	2
Total Touchdowns	15	1	2
Scoring	13.1	1	3
Rush Yards Per Carry	6.52	3	17
Points Responsible For	92	6	40
Points Responsible For Per Game	13.1	6	40
Total Offense	180.7	9	91
2 Tylan Wallace - WR	Value	Big 12 Rank	NCAA Rank
Receiving Yards	772	1	6
Receiving Yards Per Game	110.3	1	6
Receiving TDs	7	2	12
Receptions Per Game	6.4	2	13
Total Touchdowns	7	4	44
All Purpose	110.29	6	60
Yards per Reception	17.16	6	61
Total Points Scored	42	11	-
Scoring	6	11	-
17 Dillon Stoner - WR	Value	Big 12 Rank	NCAA Rank
Punt Returns	8	3	32
Receptions Per Game	3.4	16	-
7 LD Brown - RB	Value	Big 12 Rank	NCAA Rank
Kickoff Returns	17.3	5	73
Combined Kick Returns	190	6	88
49 Matt Ammendola - K	Value	Big 12 Rank	NCAA Rank
Field Goal Percentage	1	1	1
Total Points Scored	60	3	23
Scoring	8.6	4	28
Field Goals Per Game	1.43	3	31
Points Responsible For	60	11	95
Points Responsible For Per Game	8.6	13	-

11 Amen Ogbongbemiga - LB	Value	Big 12 Rank	NCAA Rank
Sacks	0.5	8	95
Total Tackles	7.4	6	99
20 Malcolm Rodriguez - LB	Value	Big 12 Rank	NCAA Rank
Fumbles Recovered	1	2	54
Total Tackles	7.9	4	71
31 Kolby Harvell-Peel - S	Value	Big 12 Rank	NCAA Rank
Forced Fumbles	0.29	1	29
Fumbles Recovered	1	2	54
Total Tackles	6.1	16	-
3 Tre Sterling - S	Value	Big 12 Rank	NCAA Rank
Total Tackles	5.6	20	-
40 Brock Martin - DL	Value	Big 12 Rank	NCAA Rank
Fumbles Recovered	1	2	54
5 Kemah Siverand - CB	Value	Big 12 Rank	NCAA Rank
Fumbles Recovered	1	2	54
29 Tom Hutton - P	Value	Big 12 Rank	NCAA Rank
Punting	39.1	6	83

- Player does not rank in the NCAA top 100 in this category



Oklahoma State Statistics

Record:	Overall	Home	Away	Neutral
ALL GAMES	4-3-0	2-1-0	2-2-0	0-0-0
CONFERENCE	1-3-0	1-1-0	0-2-0	0-0-0
NON-CONFERENCE	3-0-0	1-0-0	2-0-0	0-0-0

Results

DATE	OPPONENT	W/L	SCORE	ATTEND
Aug 30, 2019	at Oregon State	W	52-36	31681
Sep 07, 2019	MCNEESE	W	56-14	55509
Sep 14, 2019	at Tulsa	W	40-21	28612
*Sep 21, 2019	at #12 Texas	L	30-36	96936
*Sep 28, 2019	#24 KANSAS STATE	W	26-13	55509
*Oct 05, 2019	at Texas Tech	L	35-45	56479
*Oct 19, 2019	#18 BAYLOR	L	27-45	55060

Team Statistics

	OSU	OPP
SCORING	266	210
Points Per Game	38.0	30.0
Points Off Turnovers	35	44
FIRST DOWNS	176	142
Rushing	90	63
Passing	66	67
Penalty	20	12
RUSHING YARDAGE	1955	1215
Yards gained rushing	2130	1365
Yards lost rushing	175	150
Rushing Attempts	348	284
Average Per Rush	5.6	4.3
Average Per Game	279.3	173.6
TDs Rushing	20	10
PASSING YARDAGE	1684	1811
Comp-Att-Int	133-209-9	127-221-3
Average Per Pass	8.1	8.2
Average Per Catch	12.7	14.3
Average Per Game	240.6	258.7
TDs Passing	13	15
TOTAL OFFENSE	3639	3026
Total Plays	557	505
Average Per Play	6.5	6.0
Average Per Game	519.9	432.3
KICK RETURNS: #-Yards	13-232	20-430
PUNT RETURNS: #-Yards	11-88	7-2
INT RETURNS: #-Yards	3-61	9-109
KICK RETURN AVERAGE	17.8	21.5
PUNT RETURN AVERAGE	8.0	0.3
INT RETURN AVERAGE	20.3	12.1
FUMBLES-LOST	11-7	9-4
PENALTIES-Yards	48-441	62-571
Average Per Game	63.0	81.6
PUNTS-Yards	32-1253	40-1706
Average Per Punt	39.2	42.7
Net punt average	38.5	39.0
KICKOFFS-Yards	48-2931	41-2477
Average Per Kick	61.1	60.4
Net kick average	40.1	40.1
TIME OF POSSESSION/Game	29:45	30:15
3RD-DOWN Conversions	50/111	41/106
3rd-Down Pct	45%	39%
4TH-DOWN Conversions	8/13	3/14
4th-Down Pct	62%	21%
SACKS BY-Yards	12-77	15-85
MISC YARDS	0	0
TOUCHDOWNS SCORED	34	27
FIELD GOALS-ATTEMPTS	10-10	7-8
ON-SIDE KICKS	1-3	0-0
RED-ZONE SCORES	(28-31) 90%	(21-25) 84%
RED-ZONE TOUCHDOWNS	(19-31) 61%	(16-25) 64%
PAT-ATTEMPTS	(30-31) 97%	(23-23) 100%
ATTENDANCE	166078	213708
Games/Avg Per Game	3/55359	4/53427
Neutral Site Games		0/0

Score by Quarters

	1st	2nd	3rd	4th	Total
Oklahoma State	57	78	86	45	266
Opponents	37	54	49	70	210

Rushing

	GP	Att	Gain	Loss	Net	Avg	TD	Long	Avg/G
Hubbard, Chuba	7	194	1300	35	1265	6.5	15	84	180.7
Sanders, Spencer	7	99	571	114	457	4.6	2	33	65.3
Brown, LD	7	28	171	14	157	5.6	2	68	22.4
Jeter, Jahmyl	3	11	35	1	34	3.1	0	6	11.3
Brown, Dru	3	3	13	0	13	4.3	0	7	4.3
Cooper, Micah	6	7	18	6	12	1.7	1	6	2.0
Stoner, Dillon	7	1	12	0	12	12.0	0	12	1.7
Glass,Deondrick	1	2	8	0	8	4.0	0	7	8.0
Green, A.J.	7	1	2	0	2	2.0	0	2	0.3
Wallace, Tylan	7	1	0	0	0	0.0	0	0	0.0
TEAM	3	1	0	5	-5	-5.0	0	0	-1.7
Total.....	7	348	2130	175	1955	5.6	20	84	279.3
Opponents.....	7	284	1365	150	1215	4.3	10	73	173.6

Passing

	G	Effic	Cmp-Att-Int	Pct	Yds	TD	Lng	Avg/G
Sanders, Spencer	7	137.61	118-190-9	62.1	1490	11	90	212.9
Brown, Dru	3	226.55	10-13-0	76.9	153	2	69	51.0
Taylor, Shaun	1	144.10	4-4-0	100.0	21	0	8	21.0
Hutton, Tom	7	268.00	1-1-0	100.0	20	0	20	2.9
McClure, Jake	7	0.00	0-1-0	0.0	0	0	0	0.0
Total.....	7	143.23	133-209-9	63.6	1684	13	90	240.6
Opponents.....	7	145.98	127-221-3	57.5	1811	15	78	258.7

Receiving

	G	No.	Yds	Avg	TD	Long	Avg/G
Wallace, Tylan	7	45	772	17.2	7	90	110.3
Stoner, Dillon	7	24	224	9.3	0	29	32.0
Wolf, Landon	7	14	123	8.8	0	30	17.6
McCray, Jordan	7	11	173	15.7	2	73	24.7
Woods, Jelani	7	8	52	6.5	0	14	7.4
Johnson,Braydon	7	7	155	22.1	1	69	22.1
Hubbard, Chuba	7	6	24	4.0	0	8	3.4
Carter, Logan	7	4	10	2.5	1	6	1.4
Moore, C.J.	4	3	75	25.0	2	59	18.8
Metcalfe, Dayton	7	3	26	8.7	0	20	3.7
Greenwood, LC	2	3	12	4.0	0	6	6.0
Brown, LD	7	2	17	8.5	0	9	2.4
Jackson, Dezmon	1	1	9	9.0	0	9	9.0
Anderson, Langston	1	1	8	8.0	0	8	8.0
Morris, Jacob	1	1	4	4.0	0	4	4.0
Total.....	7	133	1684	12.7	13	90	240.6
Opponents.....	7	127	1811	14.3	15	78	258.7

Total Offense

	G	Plays	Rush	Pass	Total	Avg/G
Sanders, Spencer	7	289	457	1490	1947	278.1
Hubbard, Chuba	7	194	1265	0	1265	180.7
Brown, Dru	3	16	13	153	166	55.3
Brown, LD	7	28	157	0	157	22.4
Jeter, Jahmyl	3	11	34	0	34	11.3
Taylor, Shaun	1	4	0	21	21	21.0
Hutton, Tom	7	1	0	20	20	2.9
Stoner, Dillon	7	1	12	0	12	1.7
Cooper, Micah	6	7	12	0	12	2.0
Glass,Deondrick	1	2	8	0	8	8.0
Green, A.J.	7	1	2	0	2	0.3
TEAM	3	1	-5	0	-5	-1.7
Total.....	7	557	1955	1684	3639	519.9
Opponents.....	7	505	1215	1811	3026	432.3



Oklahoma State Statistics

Scoring

			PATs							
	TD	FGs	Kick	Rush	Rcv	Pass	DXP	Saf	Points	
Hubbard, Chuba	15	0-0	0-0	1-1	0	0-0	0	0	92	
Ammendola, Matt	0	10-10	30-31	0-0	0	0-0	0	0	60	
Wallace, Tylan	7	0-0	0-0	0-0	0	0-0	0	0	42	
Moore, C.J.	2	0-0	0-0	0-0	0	0-0	0	0	12	
Brown, LD	2	0-0	0-0	0-0	0	0-0	0	0	12	
McCray, Jordan	2	0-0	0-0	0-0	0	0-0	0	0	12	
Sanders, Spencer	2	0-0	0-0	0-1	0	0-0	0	0	12	
Cooper, Micah	1	0-0	0-0	0-0	0	0-0	0	0	6	
Johnson, Braydon	1	0-0	0-0	0-0	0	0-0	0	0	6	
Green, A.J.	1	0-0	0-0	0-0	0	0-0	0	0	6	
Carter, Logan	1	0-0	0-0	0-0	0	0-0	0	0	6	
Total.....	34	10-10	30-31	1-3	0	0-0	0	0	266	
Opponents.....	27	7-8	23-23	0-0	2	2-4	0	0	210	

Punt Returns

	No.	Yds	Avg	TD	Long
Stoner, Dillon	11	88	8.0	0	22
Total.....	11	88	8.0	0	22
Opponents.....	7	2	0.3	0	5

Interceptions

	No.	Yds	Avg	TD	Long
Green, A.J.	1	27	27.0	1	27
Redwine-Bryant, P.	1	12	12.0	0	12
Harvell-Peel, Kolby	1	22	22.0	0	22
Total.....	3	61	20.3	1	27
Opponents.....	9	109	12.1	0	37

Kick Returns

	No.	Yds	Avg	TD	Long
Brown, LD	11	190	17.3	0	26
Hubbard, Chuba	2	42	21.0	0	29
Total.....	13	232	17.8	0	29
Opponents.....	20	430	21.5	0	37

Fumble Returns

	No.	Yds	Avg	TD	Long
Total.....	0	0	0.0	0	0
Opponents.....	3	58	19.3	2	32

All-Purpose

	G	Rush	Rec	PR	KOR	IR	Tot	Avg/G
Hubbard, Chuba	7	1265	24	0	42	0	1331	190.1
Wallace, Tylan	7	0	772	0	0	0	772	110.3
Sanders, Spencer	7	457	0	0	0	0	457	65.3
Brown, LD	7	157	17	0	190	0	364	52.0
Stoner, Dillon	7	12	224	88	0	0	324	46.3
McCray, Jordan	7	0	173	0	0	0	173	24.7
Johnson, Braydon	7	0	155	0	0	0	155	22.1
Wolf, Landon	7	0	123	0	0	0	123	17.6
Moore, C.J.	4	0	75	0	0	0	75	18.8
Woods, Jelani	7	0	52	0	0	0	52	7.4
Jeter, Jahmyl	3	34	0	0	0	0	34	11.3
Green, A.J.	7	2	0	0	0	27	29	4.1
Metcalfe, Dayton	7	0	26	0	0	0	26	3.7
Harvell-Peel, Kolby	7	0	0	0	0	22	22	3.1
Brown, Dru	3	13	0	0	0	0	13	4.3
Greenwood, LC	2	0	12	0	0	0	12	6.0
Cooper, Micah	6	12	0	0	0	0	12	2.0
Redwine-Bryant, P.	6	0	0	0	0	12	12	2.0
Carter, Logan	7	0	10	0	0	0	10	1.4
Jackson, Dezmon	1	0	9	0	0	0	9	9.0
Glass, Deondrick	1	8	0	0	0	0	8	8.0
Anderson, Langston	1	0	8	0	0	0	8	8.0
Morris, Jacob	1	0	4	0	0	0	4	4.0
TEAM	3	-5	0	0	0	0	-5	-1.7
Total.....	7	1955	1684	88	232	61	4020	574.3
Opponents.....	7	1215	1811	2	430	109	3567	509.6

Field Goals

	FGM-FGA	Pct	01-19	20-29	30-39	40-49	50-99	Lg	Blk
Ammendola, Matt	10-10	100.0	1-1	6-6	2-2	1-1	0-0	43	0

Field Goal Sequence

	Oklahoma State	OPPONENTS
Oregon State	(23)	(30)
McNeese	-	-
Tulsa	(37),(36)	-
Texas	(20),(43),(27)	-
Kansas State	(25),(21),(29),(18)	(46),(37)
Texas Tech	-	(38),(27),43,(26)
Baylor	-	(28)

Numbers in (parentheses) indicate field goal was made.

Punting

	No.	Yds	Avg	Long	TB	FC	I20	50+	Blkd
Hutton, Tom	31	1212	39.1	55	1	16	14	4	0
McClure, Jake	1	41	41.0	41	0	1	0	0	0
Total.....	32	1253	39.2	55	1	17	14	4	0
Opponents.....	40	1706	42.7	60	3	20	18	10	0

Kickoffs

	No.	Yds	Avg	TB	OB	Retn	Net	YdLn
McClure, Jake	43	2622	61.0	22	1			
Hale, Alex	5	309	61.8	1	0			
Total.....	48	2931	61.1	23	1	430	40.1	24
Opponents.....	41	2477	60.4	24	0	232	40.1	24



Oklahoma State Statistics

Defensive Stats

		-----Tackles-----				-Sacks-		---Pass Def---		-Fumbles-		Blkd		
		GP	Solo	Ast	Total	TFL/Yds	No-Yards	Int-Yds	BrUp	QBH	Rcv-Yds	FF	Kick	Saf
20	Rodriguez, Malcolm	7	32	23	55	3.5-10	.	.	2	2	1-0	1	.	.
11	Ogbongbemiga, Amen	7	34	18	52	7.5-36	3.5-29	.	.	1
31	Harvell-Peel, Kolby	7	33	10	43	2.0-12	1.0-9	1-22	3	.	1-0	2	.	.
3X	Sterling, Tre	7	23	16	39	5.0-17	0.5-4	.	4	1
8	Williams, Rodarius	7	23	5	28	1.0-2	.	.	1	1
4	Green, A.J.	7	23	5	28	.	.	1-27	2
24	Bernard,Jarrick	7	12	12	24	.	.	.	2
40	Martin, Brock	7	9	13	22	4.0-7	.	.	1	1	1-0	.	.	.
35	Tuihalamaka, Samuela	7	9	8	17	1.0-2	.	.	.	1	.	1	.	.
2X	McCalister, Tanner	7	11	6	17	0.5-1
33	Henry, Kevin	6	9	6	15	1.0-1	.	.	1	1	.	1	.	.
92	Murray, Cameron	7	11	4	15	2.5-2	2.0-2	.	2	1
38	Redwine-Bryant, P.	6	8	5	13	.	.	1-12
16	Harper, Devin	4	7	5	12	2.5-9	1.0-4	.	.	1
94	Ford, Trace	7	7	5	12	2.0-16	2.0-16	.	4	3
81	Lacy, Tyler	4	1	8	9	0.5-1	.	.	1	4
42	Jernigan,Jayden	7	5	4	9	2.0-5	1.0-2
91	Scott, Mike	7	6	2	8	1.0-11	1.0-11	.	.	2
95	Antwine, Israel	4	6	1	7	1.0-1	.	.	.	1
97	Fofana, Amadou	5	4	3	7	1
13	Harper, Thomas	6	5	1	6	1.0-2
98	Evers, Brendon	6	5	1	6	.	.	.	1	1
25	Taylor, Jason	7	3	2	5
14	Balous, Bryce	7	3	2	5
1B	Williams,Kanion	4	2	2	4
18	Flanagan, Sean	6	2	1	3	.	.	.	1
1	Wolf, Landon	7	2	.	2
72	Wilson, Johnny	7	2	.	2
39	McClure, Jake	7	.	2	2
5	Siverand, Kemah	7	1	.	1	1-0	.	.	.
23	Lemons, Gabe	6	1	.	1	1	.	.
44	Farrar, Kamryn	1	1	.	1
99	Asi, Sione	2	.	1	1
76	Galloway, Dylan	4	1	.	1
32	McCune, Kris	5	.	1	1
89	Woods, Jelani	7	1	.	1
2	Wallace, Tylan	7	1	.	1
47	Kropp, Carson	3	1	.	1
90	Cassity, Braden	6	1
Total.....		7	304	172	476	38-135	12-77	3-61	25	23	4-0	6	.	.
Opponents.....		7	353	166	519	46.0-164	15-85	9-109	23	13	7-58	9	1	.



Oklahoma State Statistics

Individual Game-by-Game Passing

	Att	Comp	Int	Pct	Yards	TD	Long	Sack	Yds	Effic
#3 Sanders, Spencer										
Oregon State	24	19	0	79.2	203	3	36	1	2	191.5
McNeese	18	12	0	66.7	250	3	75	1	11	238.3
Tulsa	22	12	1	54.5	169	1	90	0	0	125.0
Texas	32	19	2	59.4	268	0	55	2	6	117.2
Kansas State	25	16	2	64.0	153	1	33	2	14	112.6
Texas Tech	37	22	3	59.5	290	2	73	7	39	126.9
Baylor	32	18	1	56.2	157	1	29	2	13	101.5
TOTALS	190	118	9	62.1	1490	11	90	15	85	137.6
#6 Brown, Dru										
McNeese	10	7	0	70.0	142	2	69	0	0	255.3
Baylor	3	3	0	100.0	11	0	9	0	0	130.8
TOTALS	13	10	0	76.9	153	2	69	0	0	226.6
#18 Taylor, Shaun										
McNeese	4	4	0	100.0	21	0	8	0	0	144.1
TOTALS	4	4	0	100.0	21	0	8	0	0	144.1
#29 Hutton, Tom										
Baylor	1	1	0	100.0	20	0	20	0	0	268.0
TOTALS	1	1	0	100.0	20	0	20	0	0	268.0
#39 McClure, Jake										
Texas	1	0	0	0.0	0	0	0	0	0	0.0
TOTALS	1	0	0	0.0	0	0	0	0	0	0.0

Individual Game-by-Game Rushing

	No-Yds/TD	ORST	MCN	TLS	UT	KS	TTU	BU
Hubbard, Chuba RB	194-1265/15	26-221/3	8-44/1	32-256/3	37-121/2	25-296/1	34-156/3	32-171/2
Sanders, Spencer QB	99-457/2	13-109/0	12-51/0	9-59/1	18-109/1	14-52/0	19-46/0	14-31/0
Brown, LD RB	28-157/2	7-8/1	4-10/0	5-22/0	1--4/0	4-25/0	3-17/0	4-79/1
Jeter, Jahmyl RB	11-34/0	DNP	11-34/0	DNP	-	-	DNP	DNP
Brown, Dru QB	3-13/0	-	3-13/0	DNP	DNP	DNP	DNP	-
Cooper, Micah RB	7-12/1	4-7/0	3-5/1	DNP	-	-	-	-
Stoner, Dillon WR	1-12/0	1-12/0	-	-	-	-	-	-
Glass, Deondrick RB	2-8/0	DNP	2-8/0	DNP	DNP	DNP	DNP	DNP
Green, A.J.	1-2/0	-	1-2/0	-	-	-	-	-
Wallace, Tylan WR	1-0/0	-	-	-	-	1-0/0	-	-
TEAM	1--5/0	1--5/0	DNP	-	-	DNP	DNP	DNP

Individual Game-by-Game Receiving

	No-Yds/TD	ORST	MCN	TLS	UT	KS	TTU	BU
Wallace, Tylan WR	45-772/7	5-92/2	5-180/3	5-118/1	5-83/0	8-145/0	11-85/1	6-69/0
Stoner, Dillon WR	24-224/0	5-31/0	3-25/0	4-32/0	6-55/0	1-5/0	5-76/0	-
McCray, Jordan WR	11-173/2	2-22/0	4-45/0	-	1-10/0	-	2-82/1	2-14/1
Johnson, Braydon WR	7-155/1	-	1-69/1	1-2/0	1-55/0	-	2-16/0	2-13/0
Wolf, Landon WR	14-123/0	4-41/0	1-1/0	2-17/0	2-29/0	3--5/0	1-30/0	1-12/0
Moore, C.J. WR	3-75/2	2-16/1	1-59/1	-	-	DNP	DNP	DNP
Woods, Jelani CW	8-52/0	-	-	-	2-22/0	1--2/0	-	5-32/0
Metcalfe, Dayton CW	3-26/0	-	2-6/0	-	-	-	-	1-20/0
Hubbard, Chuba RB	6-24/0	-	-	-	2-14/0	2-7/0	1-1/0	1-2/0
Brown, LD RB	2-17/0	-	-	-	-	-	-	2-17/0
Greenwood, LC WR	3-12/0	DNP	3-12/0	DNP	DNP	DNP	DNP	-
Carter, Logan CW	4-10/1	1-1/0	1-6/0	-	-	1-3/1	-	1-0/0
Jackson, Dezmon RB	1-9/0	DNP	DNP	DNP	DNP	DNP	DNP	1-9/0
Anderson, L. WR	1-8/0	DNP	1-8/0	DNP	DNP	DNP	DNP	DNP
Morris, Jacob WR	1-4/0	DNP	1-4/0	DNP	DNP	DNP	DNP	DNP

Individual Game-by-Game All-Purpose Yards

	TOTAL	ORST	MCN	TLS	UT	KS	TTU	BU
Hubbard, Chuba	1331	250	44	269	135	303	157	173
Wallace, Tylan	772	92	180	118	83	145	85	69
Sanders, Spencer	457	109	51	59	109	52	46	31
Brown, LD	364	43	10	36	32	25	53	165
Stoner, Dillon	324	47	25	80	55	10	85	22
McCray, Jordan	173	22	45	-	10	-	82	14
Johnson, Braydon	155	-	69	2	55	-	16	13
Wolf, Landon	123	41	-1	17	29	-5	30	12
Moore, C.J.	75	16	59	-	-	DNP	DNP	DNP
Woods, Jelani	52	-	-	-	22	-2	-	32
Jeter, Jahmyl	34	DNP	34	DNP	-	-	DNP	DNP
Green, A.J.	29	-	29	-	-	-	-	-
Metcalfe, Dayton	26	-	6	-	-	-	-	20
Harvell-Peel, K	22	-	-	-	22	-	-	-
Brown, Dru	13	-	13	DNP	DNP	DNP	DNP	-
Cooper, Micah	12	7	5	DNP	-	-	-	-
Redwine-Bryant	12	-	12	-	-	-	DNP	-
Greenwood, LC	12	DNP	12	DNP	DNP	DNP	DNP	-
Carter, Logan	10	1	6	-	-	3	-	-
Jackson, Dezmon	9	DNP	DNP	DNP	DNP	DNP	DNP	9
Glass, Deondrick	8	DNP	8	DNP	DNP	DNP	DNP	DNP
Anderson, L.	8	DNP	8	DNP	DNP	DNP	DNP	DNP
Morris, Jacob	4	DNP	4	DNP	DNP	DNP	DNP	DNP
TEAM	-5	-5	-	-	-	-	-	-



Oklahoma State Statistics

Individual Game-by-Game Tackles

	UA-A	TOT	ORST	MCN	TLS	UT	KS	TTU	BU
Rodriguez, M. LB	32-23	55	5-4	7-4	4-7	3-4	3-1	5-2	5-1
Ogbongbemiga, A LB	34-18	52	6-4	7-0	3-5	7-4	3-3	3-2	5-0
Harvell-Peel, K S	33-10	43	6-0	1-1	6-4	6-3	3-2	6-0	5-0
Sterling, Tre S	23-16	39	7-2	1-0	1-6	3-3	6-1	3-2	2-2
Green, A.J. CB	23-5	28	5-2	2-0	5-1	3-1	2-0	5-1	1-0
Williams, R. CB	23-5	28	8-1	3-1	1-1	4-0	2-0	3-1	2-1
Bernard,Jarrick S	12-12	24	2-2	-	1-3	3-4	4-2	1-1	1-0
Martin, Brock DE	9-13	22	1-0	2-0	1-7	2-2	0-2	2-2	1-0
McCalister, T. S	11-6	17	2-1	0-1	2-2	3-0	0-1	4-1	-
Tuihalamaka, S. DT	9-8	17	1-0	1-0	2-4	1-3	2-0	2-1	-
Murray, Cameron DT	11-4	15	1-1	1-0	2-2	0-1	2-0	1-0	4-0
Henry, Kevin LB	9-6	15	DNP	1-0	1-2	3-1	2-2	1-1	1-0
Redwine-Bryant LB	8-5	13	1-1	4-1	1-1	1-0	1-2	DNP	-
Harper, Devin LB	7-5	12	DNP	DNP	DNP	0-1	2-3	3-1	2-0
Ford, Trace DE	7-5	12	-	2-2	1-3	-	-	3-0	1-0
Lacy, Tyler DE	1-8	9	1-0	0-1	0-6	0-1	DNP	DNP	DNP
Jernigan, Jayden DT	5-4	9	-	1-0	2-3	-	0-1	-	2-0
Scott, Mike DE	6-2	8	1-0	2-0	2-1	-	0-1	-	1-0
Antwine, Israel DT	6-1	7	DNP	DNP	DNP	2-0	1-1	2-0	1-0
Fofana, Amadou DE	4-3	7	1-0	0-1	1-2	DNP	DNP	-	2-0
Harper, Thomas CB	5-1	6	-	3-0	1-1	-	DNP	-	1-0
Evers, Brendon DT	5-1	6	1-1	2-0	DNP	2-0	-	-	-
Taylor, Jason S	3-2	5	1-1	2-0	0-1	-	-	-	-
Balous, Bryce CB	3-2	5	-	1-0	0-1	-	-	1-1	1-0
Williams,Kanion S	2-2	4	-	2-1	0-1	DNP	DNP	-	DNP
Flanagan, Sean S	2-1	3	-	1-0	0-1	-	DNP	1-0	-
Wolf, Landon	2-0	2	-	-	1-0	-	-	1-0	-
Wilson, Johnny	2-0	2	-	-	-	-	1-0	1-0	-
McClure, Jake	0-2	2	0-1	-	0-1	-	-	-	-
Galloway, Dylan	1-0	1	-	-	-	1-0	DNP	DNP	DNP
McCune, Kris S	0-1	1	0-1	-	-	-	-	DNP	DNP
Woods, Jelani	1-0	1	-	-	1-0	-	-	-	-
Siverand, Kemah CB	1-0	1	-	1-0	-	-	-	-	-
Asi, Sione DT	0-1	1	-	0-1	DNP	DNP	DNP	DNP	DNP
Lemons, Gabe CB	1-0	1	DNP	1-0	-	-	-	-	-
Farrar, Kamryn LB	1-0	1	DNP	1-0	DNP	DNP	DNP	DNP	DNP
Kropp, Carson LB	1-0	1	DNP	1-0	-	DNP	DNP	-	DNP
Wallace, Tylan	1-0	1	-	-	-	-	1-0	-	-

Individual Game-by-Game Sacks

	UA-A	TOT	ORST	MCN	TLS	UT	KS	TTU	BU
Ogbongbemiga, A LB	3-1	3.5	1.0-10	1.0-9	1.5-10	-	-	-	-
Ford, Trace DE	2-0	2.0	-	1.0-10	-	-	-	1.0-6	-
Murray, Cameron DT	2-0	2.0	-	-	-	-	1.0-1	-	1.0-1
Harper, Devin LB	1-0	1.0	DNP	DNP	DNP	-	-	-	1.0-4
Scott, Mike DE	1-0	1.0	-	-	-	-	-	-	1.0-11
Harvell-Peel, K S	1-0	1.0	-	-	1.0-9	-	-	-	-
Jernigan,Jayden DT	1-0	1.0	-	-	-	-	-	-	1.0-2
Sterling, Tre S	0-1	0.5	-	-	0.5-4	-	-	-	-

Individual Game-by-Game Tackles For Loss

	UA-A	TOT	ORST	MCN	TLS	UT	KS	TTU	BU
Ogbongbemiga, A LB	6-3	7.5	1.5-11	2.0-10	2.5-11	-	0.5-1	-	1.0-3
Sterling, Tre S	3-4	5.0	1.5-3	-	1.0-5	0.5-1	1.0-4	-	1.0-4
Martin, Brock DE	2-4	4.0	-	1.0-1	0.5-0	0.5-0	0.5-1	1.5-5	-
Rodriguez, M. LB	2-3	3.5	-	-	1.5-7	0.5-1	-	1.5-2	-
Harper, Devin LB	2-1	2.5	DNP	DNP	DNP	0.5-1	1.0-4	-	1.0-4
Murray, Cameron DT	2-1	2.5	-	-	-	0.5-0	1.0-1	-	1.0-1
Jernigan,Jayden DT	2-0	2.0	-	1.0-3	-	-	-	-	1.0-2
Harvell-Peel, K S	2-0	2.0	-	-	1.0-9	-	-	-	1.0-3
Ford, Trace DE	2-0	2.0	-	1.0-10	-	-	-	1.0-6	-
Henry, Kevin LB	1-0	1.0	DNP	-	-	-	-	-	1.0-1
Harper, Thomas CB	1-0	1.0	-	-	-	-	DNP	-	1.0-2
Scott, Mike DE	1-0	1.0	-	-	-	-	-	-	1.0-11
Williams, R. CB	1-0	1.0	-	1.0-2	-	-	-	-	-
Antwine, Israel DT	1-0	1.0	DNP	DNP	DNP	-	-	1.0-1	-
Tuihalamaka, S. DT	0-2	1.0	-	-	0.5-2	0.5-0	-	-	-
Lacy, Tyler DE	0-1	0.5	-	-	0.5-1	-	DNP	DNP	DNP
McCalister, T. S	0-1	0.5	-	-	0.5-1	-	-	-	-



Oklahoma State Statistics

Individual Game-by-Game Fumbles

	No-Lost	ORST	MCN	TLS	UT	KS	TTU	BU
Sanders, Spencer QB	7-5	-	-	1-1	1-0	1-0	2-2	2-2
Hubbard, Chuba RB	2-0	-	1-0	-	1-0	-	-	-
Glass, Deondrick RB	1-1	DNP	1-1	DNP	DNP	DNP	DNP	DNP
Stoner, Dillon WR	1-1	-	1-1	-	-	-	-	-

Individual Game-by-Game Fumbles Forced

	Number	ORST	MCN	TLS	UT	KS	TTU	BU
Harvell-Peel, K	2	1	-	-	1	-	-	-
Rodriguez, M.	1	-	-	-	-	-	-	1
Henry, Kevin	1	DNP	1	-	-	-	-	-
Lemons, Gabe	1	DNP	1	-	-	-	-	-
Tuihalamaka, S.	1	-	-	-	-	1	-	-

Individual Game-by-Game Fumbles Recovered

	Number	ORST	MCN	TLS	UT	KS	TTU	BU
Rodriguez, M.	1	-	-	-	-	-	-	1
Martin, Brock	1	-	-	-	-	1	-	-
Harvell-Peel, K	1	-	-	-	1	-	-	-
Silverand, Kemah	1	-	-	-	1	-	-	-

Individual Game-by-Game Punt Returns

	No-Yds	ORST	MCN	TLS	UT	KS	TTU	BU
Stoner, Dillon	11-88	3-4	-	4-48	-	2-5	1-9	1-22

Individual Game-by-Game Kick Returns

	No-Yds	ORST	MCN	TLS	UT	KS	TTU	BU
Brown, LD	11-190	2-35	-	1-14	2-36	-	2-36	4-69
Hubbard, Chuba	2-42	1-29	-	1-13	-	-	-	-

Individual Game-by-Game Interception Returns

	No-Yds	ORST	MCN	TLS	UT	KS	TTU	BU
Harvell-Peel, K	1-22	-	-	-	1-22	-	-	-
Green, A.J.	1-27	-	1-27	-	-	-	-	-
Redwine-Bryant	1-12	-	1-12	-	-	-	DNP	-

Game-by-Game Team Comparison

Opponent	Score	Total	First Downs	Rush	Pass	Pen	---Rushing---	Comp-Att-Int	Yards	Total Offense	Return	Turnovers
							Number-Yards			Plays-Yards	Yards	
Oregon State	52-36	30/26	15/11	11/14	4/1		52-352/37-167	19-24-0/26-49-0	203/281	76-555/86-448	68/132	0/0
MCNEESE	56-14	25/13	14/6	9/6	2/1		44-167/47-161	23-32-0/12-25-2	413/157	76-580/72-318	39/107	2/2
Tulsa	40-21	21/22	12/13	4/7	5/2		46-337/53-158	12-22-1/19-35-0	169/238	68-506/88-396	75/79	2/0
Texas	30-36	26/26	12/12	11/12	3/2		56-226/43-217	19-33-2/20-28-1	268/281	89-494/71-498	58/86	2/3
KANSAS STATE	26-13	21/8	12/4	7/3	2/1		44-373/32-126	16-25-2/11-23-0	153/118	69-526/55-244	5/102	2/1
Texas Tech	35-45	26/29	12/8	13/18	1/3		56-219/35-162	22-37-3/26-44-0	290/424	93-509/79-586	45/39	5/0
BAYLOR	27-45	27/18	13/9	11/7	3/2		50-281/37-224	22-36-1/13-17-0	188/312	86-469/54-536	91/54	3/1
Totals	266-210	176/142	90/63	66/67	20/12		348-1955/284-1215	133-209-9/127-221-3	1684/1811	557-3639/505-3026	381/599	16/7

Opponent	3rd Down Conversions	4th Down Conversions	Time of Possession	TOP Margin	Avg Yds/Rush	Avg Yds/Pass	Avg Yds/Play	Punting Number-Avg	Penalties Number-Yards
Oregon State	10-13/13-20	0-0/1-2	30:24/29:36	0:48	6.8/4.5	8.5/5.7	7.3/5.2	2-37.5/4-47.8	6-55/8-85
MCNEESE	11-16/4-16	0-0/1-4	28:15/31:45	-3:30	3.8/3.4	12.9/6.3	7.6/4.4	5-40.2/8-44.6	5-29/9-64
Tulsa	5-14/10-21	2-2/0-2	25:38/34:22	-8:44	7.3/3.0	7.7/6.8	7.4/4.5	5-44.8/8-45.0	9-80/17-156
Texas	9-19/8-14	0-2/0-1	29:19/30:41	-1:22	4.0/5.0	8.1/10.0	5.6/7.0	4-33.5/4-34.0	9-69/6-65
KANSAS STATE	4-13/1-13	0-1/1-2	30:52/29:08	1:44	8.5/3.9	6.1/5.1	7.6/4.4	4-38.5/7-45.9	6-60/8-65
Texas Tech	5-19/2-13	4-5/0-2	31:56/28:04	3:52	3.9/4.6	7.8/9.6	5.5/7.4	7-35.4/5-33.6	5-56/7-70
BAYLOR	6-17/3-9	2-3/0-1	31:48/28:12	3:36	5.6/6.1	5.2/18.4	5.5/9.9	5-43.4/4-43.2	8-92/7-66
Totals	50-111/41-106	8-13/3-14	208:12/211:48	-3:36	5.6/4.3	8.1/8.2	6.5/6.0	32-39.2/40-42.7	441/571

Game-by-Game Red-Zone Results

Oklahoma State Inside Opponent Red-Zone

Date	Opponent	Score	Times In RZ	Times Scored	Total Pts	TDs	Rush TDs	Pass TDs	FGs Made	Failed to score inside RZ						Game
										FGA	Downs	Int	Fumb	Half		
Aug 30	at Oregon State	W	52-36	6	6	38	5	3	2	1	0	0	0	0	0	0
Sep 07	McNeese	W	56-14	3	3	21	3	2	1	0	0	0	0	0	0	0
Sep 14	at Tulsa	W	40-21	2	2	6	0	0	0	2	0	0	0	0	0	0
* Sep 21	at Texas	L	30-36	6	5	27	3	3	0	2	0	1	0	0	0	0
* Sep 28	Kansas State	W	26-13	5	5	19	1	0	1	4	0	0	0	0	0	0
* Oct 05	at Texas Tech	L	35-45	5	4	28	4	3	1	0	0	0	0	1	0	0
* Oct 19	Baylor	L	27-45	4	3	20	3	2	1	0	0	0	1	0	0	0
Totals			31	28	159	19	13	6	9	0	1	1	1	0	0	
28 of 31 (90.3%)																

Opponents Inside Oklahoma State Red-Zone

Date	Opponent	Score	Times In RZ	Times Scored	Total Pts	TDs	Rush TDs	Pass TDs	FGs Made	Failed to score inside RZ						Game
										FGA	Downs	Int	Fumb	Half		
Aug 30	at Oregon State	W	52-36	5	5	29	4	1	3	1	0	0	0	0	0	0
Sep 07	McNeese	W	56-14	3	1	7	1	0	1	0	0	2	0	0	0	0
Sep 14	at Tulsa	W	40-21	3	2	14	2	2	0	0	0	1	0	0	0	0
* Sep 21	at Texas	L	30-36	3	3	22	3	1	2	0	0	0	0	0	0	0
* Sep 28	Kansas State	W	26-13	2	2	10	1	1	0	1	0	0	0	0	0	0
* Oct 05	at Texas Tech	L	35-45	6	5	27	3	1	2	2	0	1	0	0	0	0
* Oct 19	Baylor	L	27-45	3	3	17	2	2	0	1	0	0	0	0	0	0
Totals			25	21	126	16	8	8	5	0	4	0	0	0	0	
21 of 25 (84.0%)																



Oklahoma State Statistics

Game-by-Game Team Stats

Date	Opponent	-----RUSHING-----				-----RECEIVING-----				-----PASSING-----				-----KICK RET-----				-----PUNT RET-----				Tot. Off.
		No.	Yds	TD	Lg	No.	Yds	TD	Lg	Cmp-Att-Int	Yds	TD	Lg	No	Yds	TD	Lg	No	Yds	TD	Lg	
Aug 30, 2019	at Oregon State	52	352	4	53	19	203	3	36	19-24-0	203	3	36	3	64	0	29	3	4	0	5	555
Sep 07, 2019	MCNEESE	44	167	2	18	23	413	5	75	23-32-0	413	5	75	0	0	0	0	0	0	0	0	580
Sep 14, 2019	at Tulsa	46	337	4	75	12	169	1	90	12-22-1	169	1	90	2	27	0	14	4	48	0	16	506
Sep 21, 2019	at Texas	56	226	3	33	19	268	0	55	19-33-2	268	0	55	2	36	0	18	0	0	0	0	494
Sep 28, 2019	KANSAS STATE	44	373	1	84	16	153	1	33	16-25-2	153	1	33	0	0	0	0	2	5	0	4	526
Oct 05, 2019	at Texas Tech	56	219	3	23	22	290	2	73	22-37-3	290	2	73	2	36	0	21	1	9	0	9	509
Oct 19, 2019	BAYLOR	50	281	3	68	22	188	1	29	22-36-1	188	1	29	4	69	0	26	1	22	0	22	469
	Totals	348	1955	20	84	133	1684	13	90	133-209-9	1684	13	90	13	232	0	29	11	88	0	22	3639
	Opponent	284	1215	10	73	127	1811	15	78	127-221-3	1811	15	78	20	430	0	37	7	2	0	5	3026

Date	Opponent	-----TACKLES-----			TFL-Yds	-SACKS-		----FUMBLE----		Pass Int-Yds	QBH	Brk	Blkd Kick	--Kicks--		---XPTS---		Saf	Pts
		Solo	Asst	Total		No-Yds	FF	FR-Yds	Att-Mad					Run	Rcv				
Aug 30, 2019	at Oregon State	50	22	72	3.0-14	1.0-10	1	0-0		0-0	8	7	0	7-7	0	0	0	0	52
Sep 07, 2019	MCNEESE	50	14	64	6.0-26	2.0-19	2	0-0		2-39	1	4	0	8-8	0	0	0	0	56
Sep 14, 2019	at Tulsa	39	66	105	8.0-36	3.0-23	0	0-0		0-0	6	1	0	4-4	0	0	0	0	40
Sep 21, 2019	at Texas	44	28	72	3.0-3	0.0-0	1	2-0		1-22	2	3	0	3-3	0	0	0	0	30
Sep 28, 2019	KANSAS STATE	35	22	57	4.0-11	1.0-1	1	1-0		0-0	5	3	0	2-2	0	0	0	0	26
Oct 05, 2019	at Texas Tech	48	16	64	5.0-14	1.0-6	0	0-0		0-0	1	3	0	3-3	1	0	0	0	35
Oct 19, 2019	BAYLOR	38	4	42	9.0-31	4.0-18	1	1-0		0-0	0	4	0	4-3	0	0	0	0	27
	Totals	304	172	476	38.0-135	12.0-77	6	4-0		3-61	23	25	0	31-30	1	0	0	0	266
	Opponent	353	166	519	46.0-164	15.0-85	9	7-58		9-109	13	23	1	23-23	0	2	0	0	210

Date	Opponent	-----PUNTING-----									-----FIELD GOALS-----			-----KICKOFFS-----				
		No	Yds	Avg	Long	Blkd	TB	FC	50+	I20	Att-Made	Lg	Blkd	No	Yds	Avg	TB	OB
Aug 30, 2019	at Oregon State	2	75	37.5	40	0	0	2	0	0	1-1	23	0	9	497	55.2	1	0
Sep 07, 2019	MCNEESE	5	201	40.2	45	0	0	4	0	0	0-0	0	0	9	583	64.8	5	0
Sep 14, 2019	at Tulsa	5	224	44.8	52	0	1	2	1	3	2-2	37	0	8	496	62.0	5	0
Sep 21, 2019	at Texas	4	134	33.5	43	0	0	0	0	1	3-3	43	0	6	337	56.2	2	1
Sep 28, 2019	KANSAS STATE	4	154	38.5	44	0	0	3	0	4	4-4	29	0	7	434	62.0	3	0
Oct 05, 2019	at Texas Tech	7	248	35.4	55	0	0	3	2	3	0-0	0	0	4	260	65.0	3	0
Oct 19, 2019	BAYLOR	5	217	43.4	50	0	0	3	1	3	0-0	0	0	5	324	64.8	4	0
	Totals	32	1253	39.2	55	0	1	17	4	14	10-10	43	0	48	2931	61.1	23	1
	Opponent	40	1706	42.7	60	0	3	20	10	18	8-7	46	0	41	2477	60.4	24	0

Game-by-Game Opponent Team Stats

Date	Opponent	-----RUSHING-----				-----RECEIVING-----				-----PASSING-----				-----KICK RET-----				-----PUNT RET-----				Tot. Off.
		No.	Yds	TD	Lg	No.	Yds	TD	Lg	Cmp-Att-Int	Yds	TD	Lg	No	Yds	TD	Lg	No	Yds	TD	Lg	
Aug 30, 2019	at Oregon State	37	167	1	19	26	281	4	42	26-49-0	281	4	42	5	132	0	37	0	0	0	0	448
Sep 07, 2019	MCNEESE	47	161	0	52	12	157	1	41	12-25-2	157	1	41	4	75	0	21	1	0	0	0	318
Sep 14, 2019	at Tulsa	53	158	2	16	19	238	1	44	19-35-0	238	1	44	3	59	0	30	2	10	0	5	396
Sep 21, 2019	at Texas	43	217	1	29	20	281	4	73	20-28-1	281	4	73	2	45	0	24	3	-6	0	0	498
Sep 28, 2019	KANSAS STATE	32	126	1	20	11	118	0	39	11-23-0	118	0	39	4	76	0	24	0	0	0	0	244
Oct 05, 2019	at Texas Tech	35	162	1	29	26	424	4	56	26-44-0	424	4	56	1	27	0	27	1	-2	0	0	586
Oct 19, 2019	BAYLOR	37	224	4	73	13	312	1	78	13-17-0	312	1	78	1	16	0	16	0	0	0	0	536
	Opponent totals	284	1215	10	73	127	1811	15	78	127-221-3	1811	15	78	20	430	0	37	7	2	0	5	3026
	Oklahoma State	348	1955	20	84	133	1684	13	90	133-209-9	1684	13	90	13	232	0	29	11	88	0	22	3639

Date	Opponent	-----TACKLES-----			TFL-Yds	-SACKS-		----FUMBLE----		Pass Int-Yds	QBH	Brk	Blkd Kick	--Kicks--		---XPTS---		Saf	Pts
		Solo	Asst	Total		No-Yds	FF	FR-Yds	Att-Mad					Run	Rcv				
Aug 30, 2019	at Oregon State	55	26	81	9.0-26	1.0-2	0	0-0	0-0	1	1	0	3-3	0	0	0	0	36	
Sep 07, 2019	MCNEESE	49	10	59	3.0-13	1.0-11	3	2-32	0-0	2	3	0	2-2	0	0	0	0	14	
Sep 14, 2019	at Tulsa	30	48	78	1.0-1	0.0-0	0	1-6	1-4	3	3	0	3-3	0	0	0	0	21	
Sep 21, 2019	at Texas	60	18	78	12.0-37	2.0-6	1	0-0	2-47	1	6	0	4-4	0	1	0	0	36	
Sep 28, 2019	KANSAS STATE	50	10	60	4.0-19	2.0-14	1	0-0	2-26	2	1	0	1-1	0	0	0	0	13	
Oct 05, 2019	at Texas Tech	51	40	91	14.0-54	7.0-39	2	2-0	3-14	4	4	0	4-4	0	1	0	0	45	
Oct 19, 2019	BAYLOR	58	14	72	3.0-14	2.0-13	2	2-20	1-18	0	5	1	6-6	0	0	0	0	45	
Opponent totals		353	166	519	46.0-164	15.0-85	9	7-58	9-109	13	23	1	23-23	0	2	0	0	210	
Oklahoma State		304	172	476	38.0-135	12.0-77	6	4-0	3-61	23	25	0	31-30	1	0	0	0	266	

Date	Opponent	-----PUNTING-----									-----FIELD GOALS-----			-----KICKOFFS-----				
		No	Yds	Avg	Long	Blkd	TB	FC	50+	I20	Att-Made	Lg	Blkd	No	Yds	Avg	TB	OB
Aug 30, 2019	at Oregon State	4	191	47.8	53	0	0	1	2	2	1-1	30	0	7	441	63.0	4	0
Sep 07, 2019	MCNEESE	8	357	44.6	60	0	0	6	2	7	0-0	0	0	3	195	65.0	3	0
Sep 14, 2019	at Tulsa	8	360	45.0	60	0	1	3	3	1	0-0	0	0	4	226	56.5	1	0
Sep 21, 2019	at Texas	4	136	34.0	42	0	1	2	0	3	0-0	0	0	6	367	61.2	4	0
Sep 28, 2019	KANSAS STATE	7	321	45.9	54	0	1	4	1	2	2-2	46	0	4	235	58.8	3	0
Oct 05, 2019	at Texas Tech	5	168	33.6	51	0	0	2	1	2	4-3	38	0	9	575	63.9	7	0
Oct 19, 2019	BAYLOR	4	173	43.2	59	0	0	2	1	1	1-1	28	0	8	438	54.8	2	0
	Opponent totals	40	1706	42.7	60	0	3	20	10	18	8-7	46	0	41	2477	60.4	24	0
	Oklahoma State	32	1253	39.2	55	0	1	17	4	14	10-10	43	0	48	2931	61.1	23	1



Oklahoma State Statistics

Individual Game Highs

Rushes	37	Hubbard, Chuba at Texas (Sep 21, 2019)
Yards Rushing	296	Hubbard, Chuba vs Kansas State (Sep 28, 2019)
TD Rushes	3	Hubbard, Chuba at Oregon State (Aug 30, 2019)
		Hubbard, Chuba at Tulsa (Sep 14, 2019)
		Hubbard, Chuba at Texas Tech (Oct 05, 2019)
Long Rush	84	Hubbard, Chuba vs Kansas State (Sep 28, 2019)
Pass attempts	37	Sanders, Spencer at Texas Tech (Oct 05, 2019)
Pass completions	22	Sanders, Spencer at Texas Tech (Oct 05, 2019)
Yards Passing	290	Sanders, Spencer at Texas Tech (Oct 05, 2019)
TD Passes	3	Sanders, Spencer at Oregon State (Aug 30, 2019)
		Sanders, Spencer vs McNeese (Sep 07, 2019)
		Sanders, Spencer at Tulsa (Sep 14, 2019)
Long Pass	90	Wallace, Tylan at Texas Tech (Oct 05, 2019)
Receptions	11	Wallace, Tylan vs McNeese (Sep 07, 2019)
Yards Receiving	180	Wallace, Tylan vs McNeese (Sep 07, 2019)
TD Receptions	3	Wallace, Tylan vs McNeese (Sep 07, 2019)
Long Reception	90	Wallace, Tylan at Tulsa (Sep 14, 2019)
Field Goals	4	Ammendola, Matt vs Kansas State (Sep 28, 2019)
Long Field Goal	43	Ammendola, Matt at Texas (Sep 21, 2019)
Punts	7	Hutton, Tom at Texas Tech (Oct 05, 2019)
Punting Avg	44.8	Hutton, Tom at Tulsa (Sep 14, 2019)
Long Punt	55	Hutton, Tom at Texas Tech (Oct 05, 2019)
Punts inside 20	4	Hutton, Tom vs Kansas State (Sep 28, 2019)
Long Punt Return	22	Stoner, Dillon vs Baylor (Oct 19, 2019)
Long Kickoff Return	29	Hubbard, Chuba at Oregon State (Aug 30, 2019)
Tackles	11	Rodriguez, Malcolm vs McNeese (Sep 07, 2019)
		Rodriguez, Malcolm at Tulsa (Sep 14, 2019)
		Ogbongbemiga, Amen at Texas (Sep 21, 2019)
		Ogbongbemiga, Amen at Tulsa (Sep 14, 2019)
		Ogbongbemiga, Amen at Tulsa (Sep 14, 2019)
Sacks	1.5	Green, A.J. vs McNeese (Sep 07, 2019)
Tackles For Loss	2.5	Redwine-Bryant, P. vs McNeese (Sep 07, 2019)
Interceptions	1	Harvell-Peel, Kolby at Texas (Sep 21, 2019)

Team Game Highs

Rushes	56	at Texas (Sep 21, 2019)
		at Texas Tech (Oct 05, 2019)
Yards Rushing	373	vs Kansas State (Sep 28, 2019)
Yards Per Rush	8.5	vs Kansas State (Sep 28, 2019)
TD Rushes	4	at Oregon State (Aug 30, 2019)
		at Tulsa (Sep 14, 2019)
Pass attempts	37	at Texas Tech (Oct 05, 2019)
Pass completions	23	vs McNeese (Sep 07, 2019)
Yards Passing	413	vs McNeese (Sep 07, 2019)
Yards Per Pass	12.9	vs McNeese (Sep 07, 2019)
TD Passes	5	vs McNeese (Sep 07, 2019)
Total Plays	93	at Texas Tech (Oct 05, 2019)
Total Offense	580	vs McNeese (Sep 07, 2019)
Yards Per Play	7.6	vs McNeese (Sep 07, 2019)
Points	56	vs McNeese (Sep 07, 2019)
Sacks By	4	vs Baylor (Oct 19, 2019)
First Downs	30	at Oregon State (Aug 30, 2019)
Penalties	9	at Tulsa (Sep 14, 2019)
		at Texas (Sep 21, 2019)
Penalty Yards	92	vs Baylor (Oct 19, 2019)
Turnovers	5	at Texas Tech (Oct 05, 2019)
Interceptions By	2	vs McNeese (Sep 07, 2019)
Punts	7	at Texas Tech (Oct 05, 2019)
Punting Avg	44.8	at Tulsa (Sep 14, 2019)
Long Punt	55	at Texas Tech (Oct 05, 2019)
Punts inside 20	4	vs Kansas State (Sep 28, 2019)
Long Punt Return	22	vs Baylor (Oct 19, 2019)

Opponent individual Game Highs

Rushes	29	Brooks, S., at Tulsa (Sep 14, 2019)
Yards Rushing	146	Hasty, JaMycal, vs Baylor (Oct 19, 2019)
TD Rushes	2	Brooks, S., at Tulsa (Sep 14, 2019)
		Hasty, JaMycal, vs Baylor (Oct 19, 2019)
Long Rush	73	Hasty, JaMycal, vs Baylor (Oct 19, 2019)
Pass attempts	44	Duffey, Jett, at Texas Tech (Oct 05, 2019)
Pass completions	26	Duffey, Jett, at Texas Tech (Oct 05, 2019)
Yards Passing	424	Duffey, Jett, at Texas Tech (Oct 05, 2019)
TD Passes	4	Sam Ehlinger, at Texas (Sep 21, 2019)
		Duffey, Jett, at Texas Tech (Oct 05, 2019)
Long Pass	78	Brewer, Charlie, vs Baylor (Oct 19, 2019)
Receptions	12	Devin Duvernay, at Texas (Sep 21, 2019)
Yards Receiving	170	Hodgins, Isaiah, at Oregon State (Aug 30, 2019)
TD Receptions	2	Hodgins, Isaiah, at Oregon State (Aug 30, 2019)
Long Reception	78	Thornton, Tyquan, vs Baylor (Oct 19, 2019)
Field Goals	3	Wolff, Trey, at Texas Tech (Oct 05, 2019)
Long Field Goal	46	Lynch, Blake, vs Kansas State (Sep 28, 2019)
Punts	8	Raborn, Bailey, vs McNeese (Sep 07, 2019)
		Bennett, T., at Tulsa (Sep 14, 2019)
Punting Avg	47.8	Rodriguez, D., at Oregon State (Aug 30, 2019)
Long Punt	60	Raborn, Bailey, vs McNeese (Sep 07, 2019)
		Bennett, T., at Tulsa (Sep 14, 2019)
Punts inside 20	7	Raborn, Bailey, vs McNeese (Sep 07, 2019)
Long Punt Return	5	Stokes, K., at Tulsa (Sep 14, 2019)
Long Kickoff Return	37	Flemings, Champ, at Oregon State (Aug 30, 2019)
Tackles	19	Brooks, Jordyn, at Texas Tech (Oct 05, 2019)
Sacks	3.0	Brooks, Jordyn, at Texas Tech (Oct 05, 2019)
Tackles For Loss	4.0	Brooks, Jordyn, at Texas Tech (Oct 05, 2019)
Interceptions	2	Coleman, D., at Texas Tech (Oct 05, 2019)

Opponent Team Game Highs

Rushes	53	at Tulsa (Sep 14, 2019)
Yards Rushing	224	vs Baylor (Oct 19, 2019)
Yards Per Rush	6.1	vs Baylor (Oct 19, 2019)
TD Rushes	4	vs Baylor (Oct 19, 2019)
Pass attempts	49	at Oregon State (Aug 30, 2019)
Pass completions	26	at Oregon State (Aug 30, 2019)
		at Texas Tech (Oct 05, 2019)
Yards Passing	424	at Texas Tech (Oct 05, 2019)
Yards Per Pass	18.4	vs Baylor (Oct 19, 2019)
TD Passes	4	at Oregon State (Aug 30, 2019)
		at Texas (Sep 21, 2019)
		at Texas Tech (Oct 05, 2019)
Total Plays	88	at Tulsa (Sep 14, 2019)
Total Offense	586	at Texas Tech (Oct 05, 2019)
Yards Per Play	9.9	vs Baylor (Oct 19, 2019)
Points	45	at Texas Tech (Oct 05, 2019)
		vs Baylor (Oct 19, 2019)
Sacks By	7	at Texas Tech (Oct 05, 2019)
First Downs	29	at Texas Tech (Oct 05, 2019)
Penalties	17	at Tulsa (Sep 14, 2019)
Penalty Yards	156	at Tulsa (Sep 14, 2019)
Turnovers	3	at Texas (Sep 21, 2019)
Interceptions By	3	at Texas Tech (Oct 05, 2019)
Punts	8	vs McNeese (Sep 07, 2019)
		at Tulsa (Sep 14, 2019)
Punting Avg	47.8	at Oregon State (Aug 30, 2019)
Long Punt	60	vs McNeese (Sep 07, 2019)
		at Tulsa (Sep 14, 2019)
Punts inside 20	7	vs McNeese (Sep 07, 2019)
Long Punt Return	5	at Tulsa (Sep 14, 2019)



Oklahoma State Statistics

Game-by-Game Player Participation

	Name	GP/GS	ORST	MCN	TLS	UT	KS	TTU	BU
1J	Alexander, T.	6/-	XXX	XXX	XXX	XXX	XXX	XXX	...
49	Ammendola, Matt	7/-	XXX	XXX	XXX	XXX	XXX	XXX	XXX
88	Anderson, L.	1/-	...	XXX
77	Anthony, Hunter	5/3	XXX	XXX	START	START	START
95	Antwine, Israel	4/3	XXX	START	START	START
99	Asi, Sione	2/-	XXX	XXX
14	Balous, Bryce	7/-	XXX	XXX	XXX	XXX	XXX	XXX	XXX
24	Bernard, Jarrick	7/7	START	START	START	START	START	START	START
78	Bray, Bryce	7/7	START	START	START	START	START	START	START
6	Brown, Dru	3/-	XXX	XXX	XXX
7	Brown, LD	7/-	XXX	XXX	XXX	XXX	XXX	XXX	XXX
6X	Cardwell, J.	2/-	XXX	XXX
63	Carnagey, Dylan	1/-	...	XXX
87	Carter, Logan	7/3	START	XXX	XXX	XXX	START	START	XXX
90	Cassity, Braden	6/-	XXX	XXX	XXX	XXX	XXX	...	XXX
2F	Cooper, Micah	6/-	XXX	XXX	...	XXX	XXX	XXX	XXX
36	Dizadare, N.	1/-	XXX
98	Evers, Brendon	6/3	START	START	...	START	XXX	XXX	XXX
44	Farrar, Kamryn	1/-	...	XXX
52	Farrell, Jacob	2/-	XXX	XXX
15	Flanagan, Sean	6/-	XXX	XXX	XXX	XXX	...	XXX	XXX
97	Fofana, Amadou	5/-	XXX	XXX	XXX	XXX	XXX
94	Ford, Trace	7/-	XXX	XXX	XXX	XXX	XXX	XXX	XXX
76	Galloway, Dylan	4/4	START	START	START	START
4X	Glass, Deondrick	1/-	...	XXX
4	Green, A.J.	7/7	START	START	START	START	START	START	START
80	Greenwood, LC	2/-	...	XXX	XXX
19	Hale, Alex	2/-	...	XXX	...	XXX	XXX
16	Harper, Devin	4/1	XXX	XXX	XXX	START
10	Harper, Thomas	6/-	XXX	XXX	XXX	XXX	...	XXX	XXX
31	Harvell-Peel, K	7/7	START	START	START	START	START	START	START
53	Hembrough, Matt	7/-	XXX	XXX	XXX	XXX	XXX	XXX	XXX
33	Henry, Kevin	6/-	...	XXX	XXX	XXX	XXX	XXX	XXX
30	Hubbard, Chuba	7/7	START	START	START	START	START	START	START
29	Hutton, Tom	7/-	XXX	XXX	XXX	XXX	XXX	XXX	XXX
37	Isuman-Hundley	1/-	...	XXX
27	Jackson, Dezmon	1/-	XXX
73	Jenkins, Teven	6/6	START	START	START	START	...	START	START
42	Jernigan, Jayden	7/-	XXX	XXX	XXX	XXX	XXX	XXX	XXX
28	Jeter, Jahmyl	3/-	...	XXX	...	XXX	XXX
8X	Johnson, Braydon	7/-	XXX	XXX	XXX	XXX	XXX	XXX	XXX
22	Jones, Demarco	1/-	...	XXX
79	Kegel, Matt	7/-	XXX	XXX	XXX	XXX	XXX	XXX	XXX
75	Keyes, Marcus	7/7	START	START	START	START	START	START	START
5B	Kopinski, Ben	1/-	...	XXX
47	Kropp, Carson	3/-	...	XXX	XXX	XXX	...
81	Lacy, Tyler	4/4	START	START	START	START
2G	Lemons, Gabe	6/-	...	XXX	XXX	XXX	XXX	XXX	XXX
40	Martin, Brock	7/7	START	START	START	START	START	START	START
2X	McCalister, T.	7/-	XXX	XXX	XXX	XXX	XXX	XXX	XXX
39	McClure, Jake	7/-	XXX	XXX	XXX	XXX	XXX	XXX	XXX
12	McCray, Jordan	7/6	START	START	START	START	START	XXX	START
32	McCune, Kris	5/-	XXX	XXX	XXX	XXX	XXX
85	McKaufman, P.	5/-	XXX	XXX	XXX	XXX	XXX
84	Metcalf, Dayton	7/-	XXX	XXX	XXX	XXX	XXX	XXX	XXX
3E	Moore, C.J.	4/-	XXX	XXX	XXX	XXX
3H	Morris, Jacob	1/-	...	XXX
92	Murray, Cameron	7/7	START	START	START	START	START	START	START
11	Ogbongbemiga, A	7/7	START	START	START	START	START	START	START
26	Player, Xavier	1/-	...	XXX
38	Redwine-Bryant	6/-	XXX	XXX	XXX	XXX	XXX	...	XXX
20	Rodriguez, M.	7/7	START	START	START	START	START	START	START
56	Ross, Xavier	1/-	...	XXX
3	Sanders, Spencer	7/7	START	START	START	START	START	START	START
50	Schneider, Ry	6/1	XXX	XXX	...	XXX	START	XXX	XXX
91	Scott, Mike	7/-	XXX	XXX	XXX	XXX	XXX	XXX	XXX
5J	Sherman, Relijah	3/-	...	XXX	XXX	XXX
5	Siverand, Kemah	7/-	XXX	XXX	XXX	XXX	XXX	XXX	XXX
41	Spicer, Braden	1/-	...	XXX
3X	Sterling, Tre	7/7	START	START	START	START	START	START	START
17	Stoner, Dillon	7/6	XXX	START	START	START	START	START	START
25	Taylor, Jason	7/-	XXX	XXX	XXX	XXX	XXX	XXX	XXX
18	Taylor, Shaun	1/-	...	XXX
35	Tuihalamaka, S.	7/3	XXX	XXX	START	XXX	START	START	XXX
2	Wallace, Tylan	7/7	START	START	START	START	START	START	START
96	Walterscheid, K	1/-	...	XXX
1B	Williams, Kanion	4/-	XXX	XXX	XXX	XXX	...
8	Williams, R.	7/7	START	START	START	START	START	START	START
3A	Williams, Taje	1/-	...	XXX
60	Williams, Tyrese	1/-	...	XXX
72	Wilson, Johnny	7/7	START	START	START	START	START	START	START
1	Wolf, Landon	7/-	XXX	XXX	XXX	XXX	XXX	XXX	XXX
70	Woodard, Hunter	2/-	XXX	XXX
89	Woods, Jelani	7/6	START	START	START	START	XXX	START	START