



OKLAHOMA STATE COWBOY BASEBALL

Wade McWhorter • OSU Athletics Communications • (405) 744-7853 (o) or 612-5240 (c) • wade.mcwhorter@okstate.edu

GAME INFO

Video/TV: okstate.com/live (OSU Athletics YouTube)
(Dave Hunziker & Tom Holliday)
Radio: pete 94.3 FM/KSPI 93.7 FM/okstate.com/watch
(Bill Van Ness & Matt Davis)
Live Stats: www.sidearmstats.com/okstate/baseball
Twitter In-Game Updates: @OSUBaseball

2018 SCHEDULE/RESULTS

Feb. 16	at Texas State	W, 6-2
Feb. 17	at Texas State	L, 1-10
Feb. 18	at Texas State	W, 6-5
Feb. 24	Marist	W, 5-3
Feb. 25	Marist	W, 3-2
Feb. 27	Little Rock	W, 9-2 (6)
Feb. 28	Little Rock	L, 6-12
March 2	at Arizona State	L, 1-9
March 3	at Arizona State	L, 2-14
March 4	at Arizona State	W, 3-2 (10)
March 7	at Missouri State	W, 10-8
March 9	Eastern Michigan	W, 8-3
March 10	Eastern Michigan	L, 7-9
March 11	Eastern Michigan	L, 5-6
March 13	Dallas Baptist	L, 4-6
March 16	Seton Hall	6:30 p.m.
March 17	Missouri State	6 p.m.
March 18	Seton Hall	Noon
March 20	at Central Arkansas	6 p.m.
March 23	at Texas*	7 p.m.
March 24	at Texas*	2:30 p.m.
March 25	at Texas*	1:30 p.m.
March 27	at Oklahoma	6:30 p.m.
March 30	TCU*	8 p.m.
March 31	TCU	6 p.m.
April 1	TCU*	Noon
April 3	at Wichita State	6 p.m.
April 6	at Kansas State*	6:30 p.m.
April 7	at Kansas State*	2 p.m.
April 8	at Kansas State*	1 p.m.
April 10	Wichita State	6 p.m.
April 13	at West Virginia*	5:30 p.m.
April 14	at West Virginia*	3 p.m.
April 15	at West Virginia*	Noon
April 17	Oral Roberts	6:30 p.m.
April 20	Kansas*	6:30 p.m.
April 21	Kansas*	3 p.m.
April 22	Kansas*	1 p.m.
April 24	at Dallas Baptist	6:30 p.m.
April 27	Oklahoma*	7 p.m.
April 28	vs. Oklahoma* (Tulsa)	7 p.m.
April 29	vs. Oklahoma* (Tulsa)	3 p.m.
May 1	at Oral Roberts	6:30 p.m.
May 4	at Iowa	6:05 p.m.
May 5	at Iowa	2:05 p.m.
May 6	at Iowa	1:05 p.m.
May 11	at Baylor*	6:35 p.m.
May 12	at Baylor*	3:05 p.m.
May 13	at Baylor*	1:05 p.m.
May 17	Texas Tech*	6:30 p.m.
May 18	Texas Tech*	6:30 p.m.
May 19	Texas Tech*	1 p.m.
May 23-27	at Big 12 Championship#	
June 1-4	NCAA Regionals\$	
June 8-11	NCAA Super Regionals\$	
June 16-27	College World Series!	

Bold italics indicates home game • All Times Central

* — Big 12 Conference game

— Chickasaw Bricktown Ballpark • Oklahoma City

\$ — Campus Sites

! — TD Ameritrade Park • Omaha, Neb.

SERIES CAPSULE

Oklahoma State (8-7) vs. Seton Hall (6-8)/Missouri State* (10-5)

Fri., March 16/6:30 p.m. • Sat., March 17*/6 p.m. • Sun., March 18/Noon

Allie P. Reynolds Stadium (4,000) • Stillwater, Okla.



	Value	NCAA Rank
Batting Avg.	.233	246
Base On Balls	68	108
Double Plays	9	192
Doubles	25	138
Earned Run Avg.	5.68	212
Fielding Pct.	.966	173
Hit By Pitch	18	102
Hits	113	231
Home Runs	11	89
On-Base Pct.	.347	176
Runs	76	174
Sac Bunts	8	102
Sac Flies	4	192
Scoring	5.1	168
Shutouts	n/a	n/a
Slugging Pct.	.366	170
Stolen Bases	13	170
K-to-BB Ratio	1.77	177
Triples	3	113
WHIP	1.81	253
W-L Pct.	.533	130

OSU PROBABLE STARTERS

Position Players			2018 Statistics				Noteworthy
Pos.	No.	Player	GP-GS	Avg.	HR	RBI	
C	24	Colin Simpson	15-15	.333	4	16	.650 slugging percentage
1B	47	Christian Funk	11-11	.278	2	8	7-for-20 (.350), HR, 2 2B, 7 RBI in last five games
2B	1	Ryan Cash	10-7	.185	0	3	Led team with 10 sac bunts last season
SS	5	Cameron Dobbs	13-10	.160	0	0	Started 34 games at SS as a freshman
or	7	Max Hewitt	8-4	.231	0	0	First-career starts came at Arizona State
3B	8	Matt Kroon	15-15	.283	2	11	Two-time MLB Draft pick
RF	16	Cade Cabbiness	12-11	.111	0	1	.411 slugging percentage in 2017
CF	2	Andrew Rosa	15-13	.318	1	7	.467 on-base pct.
or	33	Trevor Boone	13-10	.200	0	0	Played all three outfield spots in career
LF	13	Jon Littell	15-15	.160	2	11	Started 138 games in career
DH	3	Jake Taylor	10-8	.270	0	3	Has started five games at catcher
or	23	Daniel DeSimone	11-4	.222	0	2	Redshirted last season

Starting Pitchers

R/L	No.	Player	W-L	ERA	Last Appearance	W-L	IP	H	R	ER	BB	SO
R	45	Jonathan Heasley	2-1	5.48	3/9 vs. East. Michigan	ND	5.0	5	3	3	3	7
R	46	Joe Lienhard	1-1	6.28	3/10 vs. East. Michigan	ND	5.0	9	3	3	0	6
R	35	C.J. Varela	1-0	2.45	3/11 vs. East. Michigan	ND	5.0	4	2	2	3	2



2018 COWBOY BASEBALL ROSTER

NUMERICAL ROSTER

No.	Name	Pos.	B/T	Ht.	Wt.	Class	Hometown (High School/Previous School)
1	Ryan Cash	INF	S/R	6-0	152	So.	Plano, Texas (Prestonwood Christian)
2	Andrew Rosa	INF	R/R	6-2	190	Sr.	Owasso, Okla. (Owasso HS)
3	Jake Taylor	C	R/R	6-0	212	Fr.	Shawnee, Okla. (Shawnee HS)
4	Cody Milligan	UTL	S/R	5-9	170	Fr.	Binger, Okla. (Binger-Oney HS)
5	Cameron Dobbs	INF	L/R	6-1	156	So.	Dallas, Texas (Jesuit College Prep)
6	Parker Scott	LHP	L/L	6-1	165	RS-Fr.	Flower Mound, Texas (Flower Mound HS)
7	Max Hewitt	INF	L/R	6-0	173	So.	Midhurst, Ontario, Canada (Eastview SS/Connors St. JC)
8	Matt Kroon	INF	R/R	6-2	201	Jr.	Scottsdale, Ariz. (Horizon HS/Central Arizona CC/Oregon)
12	Carson McCusker	OF	R/R	6-8	217	So.	Sparks, Nev. (Spanish Springs HS/Folsom Lake CC)
13	Jon Littell	OF	R/R	6-3	207	Sr.	Stillwater, Okla. (Stillwater HS)
14	Noah Sifrit	LHP/OF	L/L	6-0	192	Fr.	Lubbock, Texas (Coronado HS)
15	Michael Neustifter	1B/3B	R/R	6-2	209	So.	Carrollton, Texas (Hebron HS)
16	Cade Cabbiness	OF	L/R	6-3	217	So.	Bixby, Okla. (Bixby HS)
17	Travis Wacker	C	R/R	6-1	195	Sr.	Frisco, Texas (Kings Christian Collegiate/Grayson CC)
18	Dylan Gardner	INF	L/R	5-8	169	Fr.	Stillwater, Okla. (Stillwater HS)
19	Carson Teel	LHP	L/L	6-1	175	Jr.	Stillwater, Okla. (Stillwater HS)
22	Mitchell Stone	LHP	L/L	6-9	266	Fr.	Edmond, Okla. (Deer Creek HS)
23	Daniel DeSimone	1B	R/R	6-4	228	RS-Fr.	Broken Arrow, Okla. (Bishop Kelley HS)
24	Colin Simpson	C/OF	L/R	5-9	224	Jr.	Edmond, Okla. (Memorial HS)
25	Tanner Sparks	RHP/INF	R/R	6-0	182	Fr.	Shawnee, Okla. (Shawnee OK)
26	Tanner Griffin	INF	R/R	6-0	208	Fr.	Bixby, Okla. (Bixby HS)
27	Brady Basso	LHP	R/L	6-2	213	So.	Pearland, Texas (Pearland HS)
31	Jacob Ruder	RHP	R/R	6-7	217	Jr.	Nixa, Mo. (Nixa HS/Cowley County CC/Kansas State)
32	Ben Leeper	RHP	R/R	6-0	190	So.	Southlake, Texas (Southlake Carroll HS)
33	Trevor Boone	OF	R/R	6-2	208	So.	Tulsa, Okla. (Memorial HS)
34	Jensen Elliott	RHP	R/R	6-6	217	Jr.	Coppell, Texas (Coppell HS)
35	C.J. Varela	RHP	R/R	5-10	167	So.	Katy, Texas (Seven Lakes HS)
36	Jake Purl	RHP	R/R	6-3	234	Jr.	Parkville, Mo. (Park Hill South HS/Kansas City CC)
39	Cole Hearrean	LHP	R/L	6-0	200	Sr.	Mansfield, Texas (Legacy HS/Weatherford JC)
42	Matt Miles	OF	L/R	5-8	188	Fr.	Hewitt, Texas (Midway HS)
43	Reza Aleaziz	RHP	R/R	6-5	218	Jr.	Tigard, Ore. (Southridge HS/Yavapai JC/Oregon State)
45	Jonathan Heasley	RHP	R/R	6-3	218	So.	Plano, Texas (Prestonwood Christian)
46	Joe Lienhard	RHP	R/R	6-5	229	Jr.	Wichita, Kan. (Kapaun Mt. Carmel HS)
47	Christian Funk	1B	L/R	6-0	215	Jr.	Fresno, Calif. (Clovis West HS/Fresno City CC)
48	Brett Standlee	RHP	R/R	6-4	225	Fr.	Jenks, Okla. (Jenks HS)
49	Ryan Van Leeuwen	LHP	L/L	6-2	213	Jr.	Keller, Texas (Timber Creek HS/Weatherford JC/UT Arlington)
53	Chase Burgess	RHP	R/R	6-1	163	Jr.	Jenks, Okla. (Jenks HS/Northeastern Oklahoma A&M)
55	Peyton Battenfield	RHP	R/R	6-4	220	So.	Claremore, Okla. (Verdigris HS)

COACHES

9	Josh Holliday – Head Coach (Sixth Season)
10	Rob Walton – Assistant Coach (Sixth Season)
12	James Vilade – Assistant Coach (Third Season)
40	Mark Ginther – Volunteer Assistant Coach (Fourth Season)
	Victor Romero – Director of Player Development (First Season)
	Gage Green & Cody Semler – Graduate Managers (First Seasons)

ALPHABETICAL ROSTER

No.	Name	Pos.
43	Aleaziz, Reza	RHP
27	Basso, Brady	LHP
55	Battenfield, Peyton	RHP
33	Boone, Trevor	OF
53	Burgess, Chase	RHP
16	Cabbiness, Cade	OF
1	Cash, Ryan	INF
23	DeSimone, Daniel	1B
5	Dobbs, Cameron	INF
34	Elliott, Jensen	RHP
47	Funk, Christian	INF
18	Gardner, Dylan	INF
26	Griffin, Tanner	INF
39	Hearrean, Cole	LHP
45	Heasley, Jonathan	RHP
7	Hewitt, Max	INF
8	Kroon, Matt	INF
32	Leeper, Ben	RHP
46	Lienhard, Joe	RHP
13	Littell, Jon	OF
12	McCusker, Carson	OF
42	Miles, Matt	OF
4	Milligan, Cody	UTL
15	Neustifter, Michael	1B/3B
36	Purl, Jake	RHP
2	Rosa, Andrew	INF
31	Ruder, Jacob	RHP
6	Scott, Parker	LHP
14	Sifrit, Noah	LHP/OF
24	Simpson, Colin	C/OF
25	Sparks, Tanner	RHP/INF
48	Standlee, Brett	RHP
22	Stone, Mitchell	LHP
3	Taylor, Jake	C
19	Teel, Carson	LHP
49	Van Leeuwen, Ryan	LHP
35	Varela, C.J.	RHP
17	Wacker, Travis	C

PRONUNCIATION GUIDE

Reza Aleaziz	rez-uh ali-ah-zeez
DeSimone	dee-simoon
Hearrean	heron (like the bird)
Lienhard	lin-hard
Littell	li-tell
Ruder	rew-der
Sifrit	sigh-frit
Van Leeuwen	van lew-in
Vilade	rhymes with made

BY CLASS


Seniors (4): Hearrean, Littell, Rosa, Wacker
Juniors (11): Aleaziz, Burgess, Elliott, Funk, Kroon, Lienhard, Purl, Ruder, Simpson, Teel, Van Leeuwen
Sophomore (12): Basso, Battenfield, Boone, Cabbiness, Cash, Dobbs, Heasley, Hewitt, Leeper, McCusker, Neustifter, Varela
Redshirt Freshmen (2): DeSimone, Scott
Freshmen (9): Gardner, Griffin, Miles, Milligan, Sifrit, Sparks, Standlee, Stone, Taylor


BY STATE

Oklahoma (16): Battenfield, Boone, Burgess, Cabbiness, DeSimone, Gardner, Griffin, Littell, Milligan, Rosa, Simpson, Sparks, Standlee, Stone, Taylor, Teel
Texas (14): Basso, Cash, Dobbs, Elliott, Hearrean, Heasley, Leeper, Miles, Neustifter, Scott, Sifrit, Van Leeuwen, Varela, Wacker
Missouri (2): Purl, Ruder
Arizona (1): Kroon
California (1): Funk
Canada (1): Hewitt
Kansas (1): Lienhard
Nevada (1): McCusker
Oregon (1): Aleaziz



PLAYER RADIO/TV CHART


1
Ryan Cash

INF • S/R • 6-0, 152
So. • Plano, Texas

2
Andrew Rosa

INF • R/R • 6-2, 190
Sr. • Owasso, Okla.

3
Jake Taylor

C • R/R • 6-0, 212
Fr. • Shawnee, Okla.


4
Cody Milligan


UTL • S/R • 5-9, 170
Fr. • Binger, Okla.


5
Cameron Dobbs


INF • L/R • 6-1, 156
So. • Dallas, Texas

6
Parker Scott

LHP • 6-1, 165
RS-Fr. • Flower Mound, Texas

7
Max Hewitt

INF • L/R • 6-0, 173
So. • Midhurst, Ontario, Canada

8
Matt Kroon

INF • R/R • 6-2, 201
Jr. • Scottsdale, Ariz.

12
Carson McCusker


OF • R/R • 6-8, 217
So. • Sparks, Nev.

13
Jon Littell


OF • R/R • 6-3, 207
Sr. • Stillwater, Okla.

14
Noah Sifrit

LHP/OF • L/L • 6-0, 192
Fr. • Lubbock, Texas


15
Michael Neustifter

1B/3B • R/R • 6-2, 209
So. • Carrollton, Texas

16
Cade Gabbiness

OF • L/R • 6-3, 217
So. • Bixby, Okla.

17
Travis Wacker


C • R/R • 6-1, 195
Sr. • Frisco, Texas


18
Dylan Gardner

INF • L/R • 5-8, 169
Fr. • Stillwater, Okla.

19
Carson Teel

LHP • 6-1, 175
Jr. • Stillwater, Okla.

22
Mitchell Stone

LHP • 6-9, 266
Fr. • Edmond, Okla.

23
Daniel DeSimone

1B • R/R • 6-4, 228
RS-Fr. • Broken Arrow, Okla.

24
Colin Simpson

C/OF • L/R • 5-9, 224
Jr. • Edmond, Okla.


25
Tanner Sparks


RHP/INF • R/R • 6-0, 182
Fr. • Bixby, Okla.


26
Tanner Griffin


INF • 6-0, 208
Fr. • Pearland, Texas


27
Brady Basso

LHP • 6-2, 213
So. • Pearland, Texas

31
Jacob Ruder

RHP • 6-7, 217
Jr. • Nixa, Mo.

32
Ben Leeper

RHP • 6-0, 190
So. • Southlake, Texas

33
Trevor Boone

OF • R/R • 6-2, 208
So. • Tulsa, Okla.

34
Jensen Elliott

RHP • 6-6, 217
Jr. • Coppell, Texas

35
G.J. Varela

RHP • 5-10, 167
So. • Katy, Texas


36
Jake Purl


RHP • 6-3, 234
Jr. • Parkville, Mo.

39
Cole Hearrean

LHP • 6-0, 200
Sr. • Mansfield, Texas


42
Matt Miles

OF • L/R • 5-8, 188
Fr. • Hewitt, Texas

43
Reza Aleaziz

RHP • 6-5, 218
Jr. • Tigard, Ore.

45
Jonathan Heasley

RHP • 6-3, 218
So. • Plano, Texas

46
Joe Lienhard


RHP • 6-5, 229
Jr. • Wichita, Kan.

47
Christian Funk


1B • L/R • 6-0, 215
Jr. • Fresno, Calif.

48
Brett Standlee

RHP • 6-4, 225
Fr. • Jenks, Okla.

49
Ryan Van Leeuwen

LHP • 6-2, 213
Jr. • Keller, Texas

53
Chase Burgess

RHP • 6-1, 163
Jr. • Jenks, Okla.

55
Peyton Battenfield

RHP • 6-4, 220
So. • Claremore, Okla.



GAME NOTES



2018 BIG 12 CONFERENCE STANDINGS

	Big 12		Overall	
	W	L	W	L
Texas Tech	0	0	16	3
Kansas	0	0	12	4
TCU	0	0	9	5
Oklahoma	0	0	12	7
Kansas State	0	0	10	6
Baylor	0	0	8	6
Oklahoma State	0	0	8	7
Texas	0	0	9	9
West Virginia	0	0	7	8

Big 12 Weekend Schedule

Friday

Canisius at West Virginia	2 p.m.
College of Charleston at Kansas State	6:30 p.m.
Kennesaw State at Oklahoma	6:30 p.m.
Minnesota at TCU	6:30 p.m.
Kansas at Texas	6:30 p.m.
Texas Tech at Baylor	6:35 p.m.

Saturday

Canisius at West Virginia	1 p.m.
Kennesaw State at Oklahoma	1 p.m.
College of Charleston at Kansas State	2 p.m.
Texas Tech at Baylor	2:05 p.m.
Kansas at Texas	2:30 p.m.
Minnesota at TCU	5 p.m.

Sunday

Canisius at West Virginia	Noon
College of Charleston at Kansas State	Noon
Minnesota at TCU	12:30 p.m.
Kansas at Texas	1 p.m.
Kennesaw State at Oklahoma	1 p.m.
Texas Tech at Baylor	1:05 p.m.

...

2018 Big 12 Preseason Coaches Poll

1. Texas Tech (5)	6. Oklahoma State
2. TCU (4)	Kansas
3. Texas	8. Baylor
4. Oklahoma	9. Kansas State
5. West Virginia	

About Oklahoma State

- The Cowboys are 8-7 on the season and look to snap a three-game losing streak this weekend at Allie P. Reynolds Stadium with games against Seton Hall (Friday and Sunday) and Missouri State (Saturday).
- OSU is coming off a 2017 season in which it made its fifth consecutive NCAA Regional appearance and posted 30-27 record. The Cowboys went 8-14 in conference play a year ago to finish eighth in the standings but made history when they became the first-ever team to win the Big 12 Championship title as a No. 8 seed; OSU swept through the tourney field with a 4-0 mark.
- The Cowboys return six position players who started at least 30 games last season, while nine pitchers who combined for 16 wins return to the staff.
- The 2018 season marks OSU's sixth under head coach Josh Holliday, who owns a 208-113 record at his alma mater.

About Seton Hall

- Seton Hall is 6-8 and coming off a midweek win over Saint Peter's that snapped a three-game losing streak.
- Led by junior Sebastiano Santorelli (.373, HR, 11 RBI) and sophomore Matt Toke (.350, 2 HR, 12 RBI), the Pirates own a .253 team batting average and are averaging five runs per game.
- SHU's pitching staff sports a collective 5.25 ERA and has recorded 122 strikeouts in 118.1 innings.
- Rob Sheppard is in his 14th season as Seton Hall's head coach and owns a 393-366-2 career record. He took over head coaching duties from his father in 2004; Mike Sheppard, Jr. won 998 games in 31 seasons leading the Pirates.
- Seton Hall's list of baseball alumni includes the likes of Major League Baseball Hall of Famer Craig Biggio as well as big leaguers Mo Vaughn, Matt Morris, Jason Grilli and John Valentin.
- Right-hander Shane McCarthy is expected to start on the mound for Seton Hall on Friday. The senior is 0-3 with a 6.88 ERA in four starts and has 10 strikeouts and seven walks in 17.0 innings pitched.

Cowboys vs. Pirates

Oklahoma State is 1-1 all time against Seton Hall. The two teams previously met in a two-game series in Stillwater in 2000, with the Cowboys winning the first game, 8-6, and dropping the second, 9-3.

About Missouri State

- Missouri State is 10-5 on the season and brings a three-game winning streak to Stillwater.
- The Bears are averaging 5.9 runs per game and hitting .244 as a team, led by Drew Millas (.365, HR, 19 RBIs) and All-American shortstop Jeremy Eierman (.305, 2 HR, 8 RBI).
- MSU's pitching staff sports a collective 3.51 ERA and has recorded 135 strikeouts in 133 1/3 innings.
- Keith Guttin is in his 36th season as Missouri State's head coach and owns a record of 1,229-764. Guttin has led the Bears to 10 NCAA Regional appearances and the 2003 College World Series.

Cowboys vs. Bears

Oklahoma State is 14-7 in the all-time series against Missouri State, including an 8-1 mark under Josh Holliday. Six of the last nine meetings have been decided by two runs or less, three of those in extra innings.

Last 9 Meetings

2018 - OSU 10, MSU 8 (Springfield)
2017 - OSU 7, MSU 3 (Stillwater); MSU 6, OSU 5 (NCAA Fayetteville Regional)
2016 - OSU 6, MSU 5 (10 inn. - Springfield)
2015 - OSU 7, MSU 2 (Stillwater)
2014 - OSU 6, MSU 0 (Springfield); OSU 3, MSU 2 (11 inn. - Stillwater)
2013 - OSU 5, MSU 4, (10 inn. - Stillwater); OSU 6, MSU 4 (Springfield)

High Five

OSU entered the 2018 season as the fifth-winningest team in NCAA history in terms of winning percentage at .663.

Team	Seasons	Wins	Losses	Ties	Pct.
1. Texas	121	3,443	1,283	31	.727
2. Florida State	70	2,839	1,066	11	.726
3. Miami (Fla.)	73	2,567	1,058	18	.707
4. Arizona State	106	2,836	1,413	8	.667
5. Oklahoma State	106	2,586	1,315	4	.663

25 For 2,500

Oklahoma State began 2018 as one of only 25 programs in Division I history to reach 2,500 victories, beginning the year with 2,586 all-time wins to rank 15th all time. Of the 25 teams with 2,500 wins, only four have played fewer seasons than OSU's 106 (Florida State - 70; Miami (Fla.) - 73; Fresno State - 89; and Florida - 103).

Omaha

The Cowboys' coaching staff is no stranger to the College World Series, with Josh Holliday and Rob Walton combining for 11 CWS appearances as either a player or coach.

Prior to leading his alma mater to Omaha in 2016, Holliday previously played on a pair of CWS teams at OSU (1996 & 1999) and coached in the CWS as an assistant at Georgia Tech (2006), Arizona State (2009) and Vanderbilt (2011).

Holliday is one of only 17 people to reach the College World Series as both a player and head coach.

Walton spent four seasons as a pitcher at OSU from 1983-86, and each of those teams appeared in the CWS.



GAME NOTES



Josh Holliday

Head Coach,
Sixth Season

Josh Holliday returned home to Stillwater in 2012 poised to lead the Oklahoma State baseball program back to national prominence, and he has done just that over the last five years.

Holliday took over OSU baseball on June 8, 2012, when he was named the 15th head coach in program history. The Oklahoma State alumnus and native of Stillwater had served the previous three seasons as an assistant coach at Vanderbilt and established himself as one of the nation's top assistant coaches over a span of just over a decade.

Holliday's hire has paid huge and immediate dividends as he has led the OSU program back to national prominence in his first five seasons at the helm.

Since taking over the reins, Holliday has guided the Cowboys to five-straight NCAA Tournament appearances, a pair of Big 12 Conference championships, including the program's first-ever regular season title, two NCAA Super Regional berths and a return to the College World Series for the first time since his playing days in 1999. During Holliday's tenure, OSU has won 200 games, the second-highest win total among Big 12 teams during that span, and has finished first or second in the conference standings four times. Holliday began laying a foundation for success immediately and that culminated with the Cowboys returning to Omaha and the College World Series in 2016.

OSU's impressive '16 run saw the Pokes make their 20th College World Series appearance, and Holliday became one of only 17 people in NCAA history to reach the CWS as both a player and head coach after playing for OSU teams in 1996 and 1999 that advanced to Omaha.

Holliday, who was named the 2016 ABCA/Diamond Midwest Regional Coach of the Year, guided OSU to a 43-22 overall record, and the Cowboys finished the season ranked No. 4 in the final national polls.

Holliday is the first former OSU player to serve as the program's head coach. A four-year letterwinner for the Cowboys from 1996-99, Holliday was a starter on Cowboy teams that made four NCAA Tournament appearances and reached the College World Series in 1996 and 1999.

During a career that spanned 256 games, which ranks second all time at OSU, Holliday compiled a career .311 batting average to go along with 53 home runs, 62 doubles and 237 RBIs. He was inducted into the OSU Baseball Hall of Fame in 2003.

Holliday was a three-time All-Big 12 performer, earning first-team honors in 1998 (at catcher) and 1999 (at third base). He was a second-team selection as a utility player in 1997 and was named the Big Eight Conference Freshman of the Year and a Freshman All-American in 1996.

Holliday was selected in the 1999 Major League Baseball Draft by Toronto in the ninth round and spent two years in the Blue Jays organization. Following his professional baseball career, Holliday returned to Stillwater and joined the OSU coaching staff, where he served as an assistant for three seasons. He was a student assistant in 2001 before joining the full-time staff the following year.

Holliday left Stillwater to continue his coaching career in 2004, and over an 11-year span, he served as an assistant coach at some of the nation's top baseball programs, serving stints on the staffs at North Carolina State, Georgia Tech, Arizona State and Vanderbilt. He coached on seven NCAA Tournament teams and three of those advanced to the College World Series (Georgia Tech in 2006, Arizona State in 2009 and Vanderbilt in 2011).

Holliday Year-By-Year At OSU

	<u>Overall</u>	<u>Big 12</u>
2013	41-19	13-10
2014	48-18	18-6
2015	38-20	14-8
2016	43-22	16-8
2017	30-27	8-14
2018	8-7	0-0
Totals	208-113 (.648)	69-46 (.600)

THE JOSH HOLLIDAY FILE

- **1996-99:** Played at Oklahoma State
- **1999-00:** Played in Toronto Blue Jays organization
- **2001-03:** Oklahoma State assistant coach
- **2004:** North Carolina State assistant coach
- **2005-07:** Georgia Tech assistant coach
- **2008-09:** Arizona State assistant coach
- **2010-12:** Vanderbilt assistant coach
- **2013-pres.:** Oklahoma State head coach

Baseball In Their Blood

Baseball — and Oklahoma State — is a family affair for Josh Holliday.

Josh's father, Tom, served as an OSU assistant coach for 19 years then took over as the Cowboys' head coach from 1997-2003, leading the program to a College World Series appearance in 1999 (and coaching Josh in his final three college seasons). Tom spent four decades as a collegiate coach and was inducted into the OSU Cowboy Baseball Hall of Fame in 2016.

Josh's younger brother, Matt, is a Major League Baseball veteran who has been named to seven All-Star teams in his 13 career seasons.

Josh's uncle, Dave Holliday, was an OSU assistant coach from 1981-87 and has since held a variety of roles in Major League Baseball, including his current spot as a professional scout for the Atlanta Braves.

Home Sweet Home

Allie P. Reynolds Stadium has been home to Oklahoma State baseball since April 4, 1981, and in those 37 seasons, the Cowboys have been nearly unbeatable on their home field.

OSU is 918-232 (.798) all time at Reynolds Stadium and has lost more than two consecutive games on its home turf only nine times (six in a row in 2007; five straight in 2017; four in a row in 2016; three straight in 2010, 2012, 2013, 2014, 2017 and 2018).

The Cowboys are 4-4 on their home field in 2018.

On The Road Again and Again and Again and Again and Again and Again and Again and...

As has become commonplace, OSU will open Big 12 Conference play on the road in 2018. The Cowboys have begun league play at Allie P. Reynolds Stadium only twice since 2003 (in 2005 and 2013), with 13 road trips to start conference action during that span.

Since the start of Big 12 Conference baseball in 1997, the Cowboys will have opened league play on the road 17 times and just six times in Stillwater.

Building A Winner

In the first five seasons as head coach at his alma mater, Josh Holliday built quite an impressive resume. Among the highlights:

- The Cowboys have earned five NCAA Regional berths, advanced to two Super Regionals and played in the College World Series for the first time since Holliday was a senior for the Cowboys in 1999.
- OSU finished first or second in the Big 12 Conference standings each season from 2013-16.
- The Cowboys finished in the top 10 in the national rankings in 2014 (10th) and 2016 (4th) after ending the 2013 season ranked as high as No. 19. In 2015, they were ranked as high as 17th in the final polls
- In 2014, OSU won its first-ever Big 12 Conference regular season championship, and the 2017 club captured the second Big 12 Championship title in program history.
- OSU hosted NCAA Regionals in 2014 and 2015 and was the top-seeded team both times.
- Holliday has coached 42 All-Big 12 performers, six All-Americans, two Big 12 Pitcher of the Year honorees and a Big 12 Player of the Year.

Wherever We Go

A breakdown by venue of the Cowboys' record under Josh Holliday.

<u>Year</u>	<u>Home</u>	<u>Away</u>	<u>Neutral</u>
2013	24-7	9-7	8-5
2014	25-10	13-4	10-4
2015	19-8	9-9	10-3
2016	18-7	19-8	6-7
2017	16-14	6-10	8-3
2018	4-4	4-3	0-0
Totals	106-50 (.679)	60-41 (.594)	42-22 (.656)

Close Calls

OSU is 52-33 in one-run games under Josh Holliday, and 56 of the Cowboys' 113 losses under Holliday have come by two runs or less.

In 2017, 13 of OSU's 22 conference games were decided by two runs or less; the Cowboys were 4-9 in those games with six one-run defeats and three two-run setbacks.

Year Record In 1-run Games

2013	10-7
2014	11-1
2015	5-5
2016	15-8
2017	8-11
2018	3-1



GAME NOTES

COWBOY BASEBALL BY THE NUMBERS

2,586/.663	OSU entered the 2018 season, the 107th in program history, with 2,586 wins & a .663 winning percentage
168	OSU's 168 All-Big 12 selections are the most of any program in conference history
118	OSU Cowboys have earned All-American honors 117 times in the program's history
100	Career home runs by Cowboy Pete Incaviglia, an NCAA record
61	OSU's record for wins in a season, set in 1984 & 1988
58	Consecutive game hitting streak for Robin Ventura in 1987, an NCAA record
48/143	Number of home runs & RBIs for Pete Incaviglia during the 1985 season, both NCAA records
45	Number of Cowboys to earn All-Big 12 First Team honors
43	NCAA Tournament berths for OSU, the fourth-highest total all time
32	Conference championships for the Cowboys (24 Big Eight, 5 Missouri Valley, 3 Big 12)
25	Cowboys have been named first-team All-American
24	Big Eight Conference championships, a record
20	College World Series appearances by OSU, which ranks sixth all time
18	Cowboys drafted in the first round of the Major League Baseball Draft
16	OSU won an NCAA record 16-straight Big Eight Conference championships from 1981-1996
15	Top 10 finishes in Baseball America final season polls (since 1981)
7	50 win seasons by the Cowboys
6	Berths in the College World Series championship game
4	Cowboys in the National College Baseball Hall of Fame – Robin Ventura, Pete Incaviglia, Gary Ward & Tom Borland
4	NCAA Super Regional appearances by the Cowboys – 1999, 2007, 2014, 2016
3	Cowboys named Big 12 Conference Pitcher of the Year – Thomas Hatch (2016), Michael Freeman (2014) & Andrew Heaney (2012)
2	Cowboy alumni who have been Major League Baseball managers – Robin Ventura (White Sox) & John Farrell (Red Sox)
2	Cowboys named Big 12 Conference Player of the Year – Zach Fish (2014) & Tyler Mach (2006)
1	National championship for OSU, which came in 1959
1	Golden Spikes Award winner – Robin Ventura in 1988

Comeback Cowboys

Come-from-behind victories have been a trend for the Cowboys under Josh Holliday; OSU has overcome deficits to win 84 games in Holliday's six seasons.

Year	Come-From-Behind Wins
2013	18
2014	28
2015	15
2016	9
2017	11
2018	4

Small Ball

OSU has utilized the bunt game to fuel offensive success under Josh Holliday as the Cowboys have smashed program records for sacrifice bunting over the last five seasons.

In 2014, the Cowboys were third nationally with a program-record 88 sacrifice bunts, which trumped the 2013 team's total of 74. In 2015, OSU led the NCAA with 81 sacrifice bunts, and four different Cowboys had at least 10 sac bunts, while the 2016 campaign saw the Cowboys post 64. OSU finished second in the Big 12 with 43 sac bunts in 2017.

Donnie Walton finished his OSU career in 2016 with a school-record 55 sacrifice bunts, a total which ranks seventh on the NCAA's all-time list. Five other Cowboys who have played under Holliday — Gage Green, Corey Hassel, Saulyer Saxon, Jacob Chappell and Ryan Sluder — also rank in the top 10 on OSU's career sac bunt list.

Armed & Dangerous

In five seasons under the direction of coach Rob Walton, OSU's pitching staff has turned in impressive numbers.

The Cowboys' success under Walton from 2013-17 includes 16 All-Big 12 pitchers, two consensus first-team All-Americans, two Big 12 Pitcher of the Year winners and a first-round Major League Baseball Draft pick.

Here's just a sampling of how the Cowboys have performed under Walton, who was named the 2016 ABCA/Baseball America Assistant Coach of the Year:

- Four of OSU's five pitching staffs under Walton recorded an ERA of 3.29 or lower.
- In 2016, the Cowboys led the Big 12 with 574 strikeouts, 10 shutouts and 21 saves, each totals that ranked as the second highest in a single season in school history.
- OSU's pitching staff led the Big 12 in ERA in conference-only games in 2014 (2.43) and 2015 (2.50).
- The Cowboys' 2.84 ERA in 2015 ranked eighth nationally and was the lowest by an OSU pitching staff since 1973.
- OSU recorded seven shutouts in 2013 and 2014 and had 10 in 2016, the second most in a single season in program history. Those totals also marked three of only six times in program history the Cowboys have tallied seven shutouts or more in a season; in the 26 seasons prior to 2013, OSU reached seven shutouts only once.
- Jason Hursh was a first-round pick in the 2013 MLB Draft, Brendan McCurry (2014) and Michael Freeman (2015) were first-team All-Americans and Freeman (2015) and Thomas Hatch (2016) were named Big 12 Pitcher of the Year.
- Freeman's 1.31 ERA ranked sixth in the NCAA in 2015 and was the fifth lowest in a single season in OSU history.
- McCurry set OSU records for single-season saves (19) and career saves (27).

Just Say No

OSU has eight players on its 2018 roster who have been Major League Baseball Draft picks.

Name	Year Drafted	Team	Round
Cade Cabbiness	2016	St. Louis	21st
Matt Kroon	2015	Cincinnati	38th
	2017	Philadelphia	30th
Jon Littell	2014	Washington	39th
Carson McCusker	2017	Milwaukee	26th
Jacob Ruder	2015	Kansas City	37th
Jake Taylor	2017	Atlanta	25th
Carson Teel	2017	Boston	27th
Andrew Rosa	2013	Boston	30th

Go Pro

During Josh Holliday's tenure as head coach (2013-17), Oklahoma State has had 32 players selected in the Major League Baseball Draft. Eleven of those Cowboys have been picked in the top 10 rounds, including 2013 first-rounder Jason Hursh.

In 2016, OSU tied a program record with 11 MLB Draft picks. (The 2007 Cowboys also had 11 draftees). The 11 draft picks tied the Cowboys with Mississippi State for the third most of any Division I program in 2016 behind only Texas A&M (13) and Southern California (12). Five of those went in the first 10 rounds, which marked the most top-10-round picks for OSU since five Pokes were taken in the top-10 rounds in 2008. Seven of the OSU players drafted were pitchers.

Year	OSU Draft Picks
2013	2
2014	5
2015	8
2016	11
2017	6



GAME NOTES

COWBOYS IN THE PROS



Name (Yrs. at OSU)

Team

Koda Glover, RHP (2015)	Nationals
Andrew Heaney, LHP (2010-12)	Angels
Tyler Lyons, LHP (2007-10)	Cardinals
Jordy Mercer, SS (2006-08)	Pirates



Triple A

Matt Hague, INF (2008)	Rochester (Twins)
Jason Hursh, RHP (2011-13)	Gwinnett (Braves)
Brendan McCurry, RHP (2013-14)	Fresno (Astros)

Double A

Tim Arakawa, INF/OF (2014-15)	Mobile (Angels)
Jon Perrin, RHP (2012-15)	Biloxi (Brewers)

Class A Advanced

Thomas Hatch, RHP (2014-15)	Myrtle Beach (Cubs)
Donnie Walton, INF (2013-16)	Modesto (Mariners)
Garrett Williams, LHP (2014-16)	San Jose (Giants)

Class A

J.R. Davis, INF (2016)	Peoria (Cardinals)
Michael Mertz, RHP (2015-16)	Greensboro (Marlins)
Collin Theroux, C (2016)	Beloit (Athletics)

Class A Short Season

Garrett Bengt, INF (2016-17)	Lowell (Red Sox)
Trey Cobb, RHP (2014-17)	Brooklyn (Mets)
Garrett McCain, OF (2015-17)	Connecticut (Tigers)
Remey Reed, RHP (2015-16)	Batavia (Marlins)

Rookie League

Blake Battenfield, RHP (2014-17)	Great Falls (White Sox)
Tyler Buffett, RHP (2014-17)	Billings (Reds)
Conor Costello, RHP (2014-16)	Ogden (Dodgers)

Mexican League Triple A

Corey Brown, OF (2005-07)	Toros de Tijuana
---------------------------	------------------

It Can Wait

In each of the last four years, OSU has had players drafted by Major League Baseball choose to delay a professional career and return to Stillwater. In five of the seven cases (one still to be determined), that player improved his draft status.

<u>Name</u>	<u>Year/Round Drafted & Did Not Sign</u>	<u>Following Season Draft Round</u>
Jon Perrin	2014 - 33rd	27th
Donnie Walton	2015 - 23rd	5th
Conor Costello	2015 - 38th	32nd
Tyler Buffett	2016 - 7th	6th
Trey Cobb	2016 - 12th	8th
Dustin Williams	2016 - 36th	Not drafted
Carson Teel	2017 - 27th	TBD

Tank Smash

Colin Simpson, aka "Tank", enjoyed a breakout sophomore season for the Cowboys in 2017. The catcher/DH collected honorable mention All-Big 12 honors and led OSU with 11 home runs while ranking third in RBIs (40) and slugging percentage (.492).

Simpson did the majority of his damage against Big 12 competition as in 22 conference games he hit .272 with seven homers and 23 RBIs — no other Cowboy had more than two homers or 19 RBIs in league play. During one stretch, Simpson went deep in four-straight Big 12 contests, including smacking two homers vs. West Virginia on April 2.

Simpson was named to the Big 12 Championship All-Tournament Team after hitting .368 (7-for-19) with two doubles, two homers and five RBIs in four tourney games.

Off to a strong start in 2018, Simpson is hitting a team-high .333 and also leads OSU in hits (20), doubles (7), homers (4), RBIs (16), total bases (39) and slugging percentage (.650). He has started all 15 games for the Cowboys — 10 at catcher, three as DH and two in left field.

An All-American Streak

The Cowboys have had a player earn first-team All-American status in each of the last four years. The streak began with pitcher Brendan McCurry (2014), who was followed by pitchers Michael Freeman (2015) and Thomas Hatch (2016). Outfielder Garrett McCain extended the streak in 2017.

OSU has had 25 different players earn first-team All-America status in program history.

Outfield Veteran

A constant in Josh Holliday's lineup card over the last three seasons has been outfielder Jon Littell. The senior is by far the Cowboys' most experienced player, having appeared in 150 games, and his 138 starts is 60 more than the next closest player on the OSU roster.

Littell has experience at both corner outfield spots as he's started 89 games in left field and 49 in right field in his career.

At the plate, Littell caught fire in OSU's 2017 run to the College World Series as he was OSU's second-leading hitter in the NCAA tourney with a .379 batting average (11-for-29) in nine games. He carried that into 2017, where he was hitting over .300 with three homers and 21 RBIs before suffering injuries in an outfield collision at TCU on March 26 and missing nine games; the injuries lingered throughout the remainder of the season.

Littell showed a penchant for clutch hitting in 2017 as he hit .306 (15-for-49) with runners in scoring position while 16 of his 28 RBIs came with two outs.

Experienced Sophomores

The Cowboys were one of the Big 12's youngest teams in 2017 with a number of freshmen playing prominent roles, and much will be expected of the group again in 2018. Five of those — Ryan Cash, Cade Cabiness, Trevor Boone, Cameron Dobbs and Michael Neustifter — were position players who combined for 146 starts. On the mound, Jonathan Heasley was among the team leaders with 22 appearances, while C.J. Varela (13), Brady Basso (12) and Peyton Battenfield (5) also played key roles on the mound.

Teel Time

Carson Teel joined the OSU program as a walk-on in 2015 and spent that season redshirting for his hometown team. Since then, Teel has flourished into a scholarship player with a significant role in the Cowboys' pitching rotation.

In 2017, the southpaw led OSU with 28 appearances, 25 of those in relief, and topped the Pokes with a 3.06 ERA and three saves while ranking second on the pitching staff in wins (5) and strikeouts (77).

In OSU's run to the Big 12 Championship title, Teel appeared in all four games, striking out 10 and allowing only one run in 8.1 innings out of the bullpen.

Teel was a 27th-round draft pick of the Boston Red Sox in last June's MLB Draft but put a professional career on hold to return for his junior season.

In eight appearances this season, Teel has matched his save output of a year ago with three, a total that is tied for third in the Big 12, and he earned his first win of the season with a career-high 7 1/3 innings of work against Arizona State. He ranks second in the league in ERA (1.45) and opponent batting average (.175) and is tied for seventh in strikeouts with 25.

RPI Talk

The official NCAA RPI (games through March 14) has OSU at No. 142; Seton Hall checks in at 92 while Missouri State is 87.

Texas Tech is No. 2 in the RPI, while other Big 12 teams are Oklahoma (37), Baylor (51), West Virginia (52), TCU (60), Kansas State (54), Kansas (70) and Texas (107).



GAME NOTES

COACHES CORNER

Rob Walton

- Cowboys' pitching coach since 2013
- Makes all mound visits during games
- While at OSU has coached 16 All-Big 12 pitchers, three All-Americans, two Big 12 Pitcher of the Year honorees and a first-round MLB Draft pick
- 2016 ABCA/Baseball America Assistant Coach of the Year
- Spent nine seasons as Oral Roberts head coach (2004-12)
- Compiled a 367-167 record at ORU and led Golden Eagles to NCAA Tournament each year
- Coached 16 All-Americans, 14 conference players of the year and 12 conference pitchers of the year at ORU
- Coached for Team USA in 2005, 2008 & 2011
- Was head coach for Team USA club that won the 2008 FISU gold medal
- Pitched on four OSU College World Series teams at OSU from 1983-86
- Was 20-3 with a 3.74 ERA and 10 complete games in 54 appearances as a Cowboy
- Son, Donnie, was an All-American shortstop for the Cowboys from 2013-16

James Vilade

- Cowboys' recruiting coordinator & infielders' coach since 2015
- Third base coach
- Compiled a career record of 348-117 as a head coach at the University of Dallas and UT Tyler
- Career winning percentage of .748 ranks among all-time NCAA coaching leaders
- Led UT Tyler to 37-1 record in 2007, the second-best single-season record in NCAA history
- Under Vilade's leadership, every starting infielder for the Cowboys in 2016 and 2017 has been drafted by Major League Baseball, including every starter from the 2016 CWS team
- In his first season at OSU, the Cowboys led the Big 12 in fielding percentage (.978) and ranked third in the NCAA by turning 75 double plays
- Has coached 84 players that made it to Major League Baseball
- Son, Ryan, was a second-round pick (No. 48 overall) of Colorado in 2017 MLB Draft
- Founder of Keeper of the Game Foundation, which supports children with special needs and disabilities in and around baseball while also promoting servant leadership among players and coaches
- Received the United States Presidential Gold Service Award during the George W. Bush Administration recognizing his volunteer efforts

Mark Ginther

- Cowboys' volunteer coach since 2015
- Coaches OSU outfielders
- First base coach
- Played at OSU from 2009-12
- Primarily a third baseman for the Pokes
- Career .296 hitter with 32 HR, 140 RBIs and 50 2B
- Signed with Arizona after being drafted in the 24th round of the 2012 MLB Draft, his third time to be an MLB Draft pick

On The Shelf

OSU will be without what was expected to be two-thirds of its weekend starting pitching rotation in 2018 as both Jensen Elliott and Parker Scott are rehabbing from Tommy John surgery.

A Freshman All-American in 2016 after going 9-3 in 17 starts, Elliott was 3-0 through four outings a year ago before undergoing surgery in April. The righty is hopeful to return to the mound for the Cowboys late in the 2018 season.

Scott pitched in six games as a freshman a year ago before an arm injury ended his season. The southpaw suffered another setback when he underwent TJS in November.

Adding to the list, freshman southpaw Mitchell Stone, who started games on the first two weekends of the season, broke his foot on March 2 and is out of action for an undetermined length of time.

New Faces

OSU's active roster includes 17 newcomers — nine from the junior college ranks along with eight high school recruits.

Over the first month of the season, 13 Cowboy newcomers have made their OSU debut; seven of those have seen their names in the starting lineup.

Of the Cowboys' nine JUCO signees, four of those started their collegiate careers at the Division I level — Matt Kroon (Oregon), Reza Aleaziz (Oregon State), Jacob Ruder (Kansas State) and Ryan Van Leeuwen (UT Arlington).

Shining in Stillwater

In his third season at the collegiate level, Matt Kroon is showcasing the skills that have made him a two-time Major League Baseball Draft pick.

OSU's starting third baseman in all 11 games this season, Kroon arrived in Stillwater following stints at Oregon and Central Arizona CC, and he has been among the Cowboys' most consistent hitters through the first two weeks of 2018.

Kroon owns a .283 batting average and is among the team leaders in hits (15), RBIs (11), slugging percentage (.453) and on-base percentage (.424).

The Arizona native has four multi-hit games, and he has reached base safely in 13-straight games.

Kroon's father, Marc, pitched four seasons in the big leagues for the Padres, Reds and Rockies.

Mr. Versatility

Andrew Rosa is in his fifth season at OSU and looks poised to make his final collegiate season his best yet.

Rosa's ability to play multiple positions makes him a valuable part of the lineup. He's played in nearly 120 career games, 70 of those as a starter, and he has been in the starting lineup as a first baseman, second baseman, third baseman, left fielder, center fielder and DH.

Listed as an infielder, Rosa's first three starts of 2018 came at second base, but he was inserted as a starter in center field — a position he had never previously played for the Cowboys — during the two midweek contests against Little Rock. He has started six games at second base and six in center field this season while batting either leadoff or second in the order.

Rosa is hitting .318 on the season to go along with a .545 slugging percentage, and his .467 on-base percentage ranks leads the team. He also ranks seventh nationally in hit by pitches with eight.

Friday Night Lights

Jonathan Heasley has emerged as OSU's Friday night starter as a sophomore.

An MLB Draft eligible right-hander, Heasley won his first two starts of the season and posted a 2.31 ERA over 11 2/3 innings. He equaled his career high with six strikeouts in the season opener at Texas State and bested that with nine punchouts in week two vs. Marist; he threw 106 pitches in both outings.

Heasley has posted at least six strikeouts in each of his four starts this season, and his 28 strikeouts are tied for third most in the Big 12.

As a freshman last season, Heasley made 22 appearances, five as a starter, and went 2-4 with a 3.55 ERA while tying for the team lead with three saves.

OKSTATE.COM

f t YouTube g+ OSUATHLETICS



COWBOYS IN THE RANKINGS

Baseball America (March 12)

1. Oregon State	15-1
2. Florida	15-3
3. Stanford	14-2
4. Kentucky	14-3
5. Clemson	15-1
6. Florida State	14-2
7. Arkansas	11-4
8. Texas Tech	15-2
9. TCU	8-4
10. Texas A&M	16-1
11. Mississippi	15-1
12. Louisville	14-1
13. Auburn	15-1
14. Vanderbilt	12-4
15. Southern Mississippi	11-4
16. UCLA	10-4
17. LSU	11-6
18. Indiana	11-4
19. UCF	13-3
20. Duke	12-3
21. East Carolina	12-3
22. Sam Houston State	12-4
23. North Carolina State	13-3
24. Illinois	8-4
25. San Diego State	10-5

USA Today (March 12)

1. Oregon State	15-1
2. Florida	15-3
3. Stanford	14-2
4. Kentucky	14-3
5. Texas Tech	15-2
6. Texas A&M	16-1
7. Florida State	14-2
8. Mississippi	15-1
9. Clemson	15-1
10. Arkansas	11-4
11. Louisville	14-1
12. TCU	8-4
13. Vanderbilt	12-4
14. Auburn	15-1
15. UCLA	10-4
16. Southern Mississippi	11-4
17. East Carolina	12-3
18. Indiana	11-4
19. LSU	11-6
20. North Carolina State	13-3
T-21. Virginia	10-6
T-21. UCF	13-3
23. Duke	12-3
24. UNLV	15-2
25. Mississippi State	10-6

NCBWA (March 12)

1. Oregon State	15-1
2. Florida	15-3
3. Stanford	14-2
4. Kentucky	14-3
5. Texas Tech	15-2
6. Florida State	14-2
7. Texas A&M	16-1
8. Mississippi	15-1
9. Arkansas	11-4
10. Clemson	15-1
11. TCU	8-4
12. Louisville	14-1
13. Auburn	15-1
14. Vanderbilt	12-4
15. Southern Mississippi	11-4
16. UCLA	10-4
17. Indiana	11-4
18. East Carolina	12-3
19. LSU	11-6
20. North Carolina State	13-3
21. Mississippi State	10-6
22. Virginia	10-6
23. UCF	13-3
24. Duke	12-3
25. UNLV	15-2
26. North Carolina	8-7
27. Alabama	13-3
28. Stetson	13-1
29. Texas	9-7
30. Oregon	11-4

Collegiate Baseball (March 12)

1. Oregon State	15-1
2. Clemson	15-1
3. Stanford	14-2
4. Louisville	14-1
5. Auburn	15-1
6. Florida	15-3
7. Florida State	14-2
8. Kentucky	14-3
9. Texas Tech	15-2
10. Texas A&M	16-1
11. Vanderbilt	12-4
12. Stetson	13-1
13. Mississippi	15-1
14. UCLA	10-4
15. Indiana	11-4
16. LSU	11-6
17. TCU	8-4
18. Arkansas	11-4
19. North Carolina State	13-3
20. Wichita State	12-2
21. UNLV	15-2
22. UCF	13-3
23. Southern Mississippi	11-4
24. Missouri	13-3
25. Illinois	8-4
26. Duke	12-3
27. Florida Gulf Coast	13-2
28. Oregon	11-4
29. St. John's	8-4
30. Coastal Carolina	12-6

D1Baseball (March 12)

1. Oregon State	15-1
2. Florida	15-3
3. Stanford	14-2
4. Kentucky	14-3
5. Arkansas	11-4
6. Texas Tech	15-2
7. Florida State	14-2
8. Mississippi	15-1
9. Texas A&M	16-1
10. Clemson	15-1
11. TCU	8-4
12. Louisville	14-1
13. Vanderbilt	12-4
14. Indiana	11-4
15. Auburn	15-1
16. Southern Mississippi	11-4
17. UCLA	10-4
18. East Carolina	12-3
19. Mississippi State	10-6
20. LSU	11-6
21. Duke	12-3
22. Virginia	10-6
23. UCF	13-3
24. North Carolina State	13-3
25. UNLV	15-2

Perfect Game (March 12)

1. Florida	15-3
2. Oregon State	15-1
3. Kentucky	14-3
4. Stanford	14-2
5. Texas Tech	15-2
6. Mississippi	15-1
7. TCU	8-4
8. Florida State	14-2
9. Arkansas	11-4
10. North Carolina State	13-3
11. Louisville	14-1
12. Texas A&M	16-1
13. Clemson	15-1
14. Auburn	15-1
15. Vanderbilt	12-4
16. LSU	11-6
17. Southern Mississippi	11-4
18. Indiana	11-4
19. UCLA	10-4
20. Duke	12-3
21. Sam Houston State	12-4
22. UCF	13-3
23. UNLV	15-2
24. Oklahoma	10-7
25. East Carolina	12-3

Cowboys Week-By-Week In The National Polls

	Baseball America	USA Today	NCBWA	Collegiate Baseball	D1Baseball	Perfect Game
Preseason	NR	RV	RV	27	NR	NR
Feb. 19	NR	No poll	NR	NR	NR	NR
Feb. 26	NR	No poll	RV	NR	NR	NR
March 5	NR	NR	RV	NR	NR	NR
March 12	NR	NR	NR	NR	NR	NR



2018 OVERALL STATISTICS

Record: 8-7 Home: 4-4 Away: 4-3 Big 12: 0-0

Player	avg	gp-gs	ab	r	h	2b	3b	hr	rbi	tb	slg%	bb	hp	so	gdp	ob%	sf	sh	sb-att	po	a	e	fld%
24 Simpson, Colin	.333	15-15	60	12	20	7	0	4	16	39	.650	6	0	15	1	.382	2	0	0-1	91	11	1	.990
2 Rosa, Andrew	.318	15-13	44	17	14	3	2	1	7	24	.545	6	8	11	1	.467	2	0	3-3	33	13	1	.979
8 Kroon, Matt	.283	15-15	53	12	15	3	0	2	11	24	.453	10	3	10	2	.424	0	2	2-3	10	25	1	.972
47 Funk, Christian	.256	12-12	39	5	10	2	0	2	8	18	.462	10	0	8	0	.408	0	1	1-2	76	5	2	.976
33 Boone, Trevor	.200	13-10	40	5	8	3	0	0	0	11	.275	0	2	9	0	.238	0	0	1-1	22	0	2	.917
13 Littell, Jon	.160	15-15	50	5	8	1	1	2	11	17	.340	11	2	11	0	.333	0	1	1-1	20	0	0	1.000

18 Gardner, Dylan	.286	7-1	7	1	2	0	0	0	2	2	.286	1	0	2	0	.375	0	0	0-0	2	0	1	.667
3 Taylor, Jake	.270	10-8	37	3	10	3	0	0	3	13	.351	0	0	7	4	.270	0	0	0-0	34	8	1	.977
7 Hewitt, Max	.231	8-4	13	1	3	1	0	0	0	4	.308	1	0	5	0	.286	0	0	0-0	9	6	3	.833
23 DeSimone, Daniel	.222	11-4	18	2	4	0	0	0	2	4	.222	4	0	8	0	.364	0	0	1-1	2	0	0	1.000
15 Neustifter, Michael	.188	13-4	32	1	6	0	0	0	3	6	.188	3	0	5	1	.257	0	0	1-1	28	1	0	1.000
1 Cash, Ryan	.185	10-7	27	4	5	0	0	0	3	5	.185	6	0	9	0	.333	0	0	2-2	18	18	0	1.000
5 Dobbs, Cameron	.160	13-10	25	5	4	2	0	0	0	6	.240	1	2	12	0	.250	0	2	0-0	12	29	3	.932
16 Cabiness, Cade	.111	12-11	27	2	3	0	0	0	1	3	.111	7	1	14	0	.314	0	1	1-1	18	1	2	.905
12 McCusker, Carson	.111	8-1	9	0	1	0	0	0	0	1	.111	1	0	4	0	.200	0	0	0-0	2	0	0	1.000
4 Milligan, Cody	.000	6-0	3	1	0	0	0	0	0	0	.000	1	0	3	0	.250	0	1	0-0	1	0	0	1.000
22 Stone, Mitchell	.000	1-1	0	0	0	0	0	0	0	0	.000	0	0	0	0	.000	0	0	0-0	0	1	0	1.000
17 Wacker, Travis	.000	5-0	0	0	0	0	0	0	0	0	.000	0	0	0	0	.000	0	0	0-0	5	0	0	1.000
27 Basso, Brady	.000	1-1	0	0	0	0	0	0	0	0	.000	0	0	0	0	.000	0	0	0-0	0	2	0	1.000
46 Lienhard, Joe	.000	1-1	0	0	0	0	0	0	0	0	.000	0	0	0	0	.000	0	0	0-0	1	3	0	1.000
45 Heasley, Jonathan	.000	2-2	0	0	0	0	0	0	0	0	.000	0	0	0	0	.000	0	0	0-0	1	4	1	.833
Totals	.233	15	484	76	113	25	3	11	67	177	.366	68	18	133	9	.347	4	8	13-16	390	146	19	.966
Opponents	.311	15	515	93	160	35	6	7	83	228	.443	75	8	133	5	.402	6	12	17-27	390	141	18	.967

LOB - Team (116), Opp (134). DPs turned - Team (9), Opp (11). CI - Team (1), Taylor 1. IBB - Team (0), Opp (2). Picked off - Rosa 1, Simpson, C. 1, Funk 1, Boone 1.

(All games Sorted by Earned run avg)

Player	era	w-l	app	gs	cg	sho	sv	ip	h	r	er	bb	so	2b	3b	hr	b/avg	wp	hp	bks	sfa	sha
19 Teel, Carson	1.45	2-0	8	0	0	0/0	3	18.2	11	3	3	3	25	1	1	1	.175	0	0	0	0	2
45 Heasley, Jonathan	5.48	2-1	4	4	0	0/0	0	21.1	25	13	13	10	28	4	2	2	.313	2	1	1	2	1

31 Ruder, Jacob	0.00	0-0	1	0	0	0/0	0	1.0	0	0	0	0	1	0	0	0	.000	0	0	0	0	0
49 Van Leeuwen, Ryan	0.00	0-0	1	0	0	0/0	0	1.0	0	0	0	1	0	0	0	0	.000	0	0	0	0	0
39 Hearrean, Cole	2.08	0-0	5	0	0	0/0	0	4.1	4	2	1	2	4	0	0	0	.250	1	2	1	0	1
35 Varela, C.J.	2.45	1-0	4	3	0	0/0	0	14.2	11	5	4	7	11	2	0	1	.216	1	1	0	0	2
43 Aleaziz, Reza	3.60	1-0	8	0	0	0/0	0	10.0	11	5	4	9	5	1	1	0	.306	0	0	1	1	1
27 Basso, Brady	4.72	0-3	5	3	0	0/0	1	13.1	14	11	7	8	11	6	0	0	.255	3	2	0	0	1
55 Battenfield, Peyton	5.54	0-1	6	0	0	0/0	0	13.0	20	10	8	8	17	8	1	0	.339	0	0	0	1	0
22 Stone, Mitchell	6.23	0-0	2	2	0	0/0	0	4.1	9	3	3	3	6	1	0	1	.429	2	0	1	0	0
46 Lienhard, Joe	6.28	1-1	5	2	0	0/0	0	14.1	25	11	10	9	15	4	1	0	.417	0	0	0	1	2
14 Sifrit, Noah	7.36	0-0	4	0	0	0/0	0	3.2	4	4	3	3	4	1	0	0	.267	2	0	0	0	0
32 Leeper, Ben	20.00	1-0	7	1	0	0/0	0	9.0	21	20	20	10	6	6	0	1	.467	1	2	0	0	2
36 Purl, Jake	40.50	0-1	2	0	0	0/0	0	1.1	5	6	6	2	0	1	0	1	.625	0	0	0	1	0
Totals	5.68	8-7	15	15	0	0/0	4	130.0	160	93	82	75	133	35	6	7	.311	12	8	4	6	12
Opponents	4.57	7-8	15	15	0	0/0	1	130.0	113	76	66	68	133	25	3	11	.233	10	18	0	4	8

PB - Team (3), Simpson, C. 2, Taylor 1, Opp (1). Pickoffs - Team (7), Heasley 2, Varela 2, Teel 1, Taylor 1, Lienhard 1, Opp (4). SBA/ATT - Simpson, C. (14-20), Taylor (3-7), Heasley (3-7), Lienhard (2-5), BattenfieldP (3-3), Aleaziz (1-3), Leeper (3-3), Basso (3-3), Teel (1-2), Purl (1-1).



2017 BIG 12 CONFERENCE STATISTICS

Record: 8-14 Home: 3-8 Away: 3-6 Neutral: 2-0 Big 12: 8-14

Player	avg	gp-gs	ab	r	h	2b	3b	hr	rbi	tb	slg%	bb	hp	so	gdp	ob%	sf	sh	sb-att	po	a	e	fld%
3 McCain, Garrett	.434	22-22	83	16	36	6	1	1	15	47	.566	13	6	12	2	.539	0	1	10-10	42	2	0	1.000
7 Bengel, Garrett	.321	22-22	81	20	26	5	2	2	19	41	.506	20	1	14	1	.461	0	0	3-4	22	29	7	.879
16 Cabbiness, Cade	.281	19-17	64	11	18	5	1	1	8	28	.438	4	1	23	0	.333	0	0	1-3	28	2	1	.968
24 Simpson, Colin	.272	22-19	81	11	22	3	0	7	23	46	.568	11	1	21	1	.362	1	0	0-0	94	6	1	.990
5 Dobbs, Cameron	.232	19-15	56	8	13	1	0	0	4	14	.250	5	1	15	0	.302	1	2	0-1	19	44	3	.955
1 Cash, Ryan	.220	16-15	59	14	13	0	0	0	2	13	.220	9	2	13	0	.343	0	4	1-1	28	49	3	.963
22 Williams, Dustin	.145	18-13	55	3	8	1	0	2	6	15	.273	5	1	27	2	.230	0	0	0-0	100	9	1	.991

14 Fischer, Bryce	.375	7-1	8	0	3	0	0	0	4	3	.375	0	0	2	0	.375	0	0	0-0	2	0	0	1.000
8 Sluder, Ryan	.280	14-11	50	6	14	0	0	0	3	14	.280	2	0	21	0	.308	0	1	2-2	23	0	0	1.000
33 Boone, Trevor	.225	15-8	40	7	9	2	0	2	4	17	.425	2	1	14	1	.279	0	1	1-1	4	0	0	1.000
4 Chappell, Jacob	.207	16-9	29	4	6	0	1	0	1	8	.276	1	1	14	0	.258	0	2	1-1	12	23	3	.921
13 Littell, Jon	.200	14-12	50	4	10	0	0	0	5	10	.200	3	0	15	2	.245	0	1	1-1	16	1	2	.895
15 Neustifter, Michael	.121	12-9	33	2	4	0	0	1	1	7	.212	1	1	14	1	.171	0	0	0-0	69	6	0	1.000
2 Rosa, Andrew	.073	14-10	41	6	3	0	0	1	1	6	.146	4	3	15	1	.208	0	0	3-3	57	15	0	1.000
17 Wacker, Travis	.043	10-7	23	1	1	0	0	0	2	1	.043	3	0	14	0	.148	1	0	0-1	57	6	1	.984
46 Lienhard, Joe	.000	1-1	0	0	0	0	0	0	0	0	.000	0	0	0	0	.000	0	0	0-0	3	7	1	.909
37 Buffett, Tyler	.000	7-7	0	0	0	0	0	0	0	0	.000	0	0	0	0	.000	0	0	0-0	3	9	0	1.000
Totals	.247	22	753	113	186	23	5	17	98	270	.359	83	19	234	11	.336	3	12	23-28	585	224	24	.971
Opponents	.273	22	772	126	211	30	4	21	116	312	.404	89	18	177	7	.360	5	9	26-33	594	184	22	.973

LOB - Team (163), Opp (183). DPs turned - Team (14), Opp (19). CI - Team (1), Wacker 1. IBB - Team (1), Simpson, C. 1, Opp (4). Picked off - McCain 1, Dobbs 1, Cabbiness 1.

(Big 12 games only Sorted by Earned run avg)

Player	era	w-l	app	gs	cg	sho	sv	ip	h	r	er	bb	so	2b	3b	hr	b/avg	wp	hp	bks	sfa	sha
19 Teel, Carson	4.03	2-3	12	0	0	0/0	1	22.1	17	12	10	10	23	1	0	3	.202	1	1	0	0	1
46 Lienhard, Joe	4.25	2-1	9	5	0	0/0	0	36.0	33	19	17	19	35	6	0	4	.248	1	3	0	1	2
37 Buffett, Tyler	5.11	2-3	8	8	1	0/0	0	49.1	68	37	28	8	37	8	2	5	.319	3	6	0	0	0
43 Battenfield, Blake	5.88	1-2	7	4	0	0/0	0	26.0	29	20	17	13	21	5	1	6	.269	1	2	0	0	1

35 Varela, C.J.	0.00	0-0	3	0	0	0/0	0	5.0	2	0	0	1	5	0	0	0	.133	0	0	0	0	1
26 Matheny, Luke	0.00	0-0	1	0	0	0/0	0	1.0	1	0	0	0	1	0	0	0	.250	0	0	0	0	0
28 Riley, Trey	0.00	0-0	1	0	0	0/0	0	0.2	0	0	0	1	2	0	0	0	.000	0	0	0	0	0
31 Wilson, Matt	0.00	0-0	1	0	0	0/0	0	0.0	0	0	0	0	0	0	0	0		0	1	0	0	0
45 Heasley, Jonathan	3.00	0-1	5	3	0	0/0	0	12.0	13	7	4	9	11	2	0	0	.289	1	1	0	2	1
25 Cobb, Trey	4.11	0-0	11	0	0	0/0	2	15.1	11	7	7	8	19	1	0	1	.200	2	1	0	0	1
42 Cowan, Jake	5.25	1-0	8	0	0	0/0	0	12.0	14	9	7	10	12	1	0	1	.286	1	1	0	1	1
27 Basso, Brady	5.79	0-0	4	1	0	0/0	0	4.2	6	3	3	3	2	0	0	1	.333	0	1	0	0	0
39 Hearrean, Cole	8.64	0-4	7	1	0	0/0	0	8.1	13	8	8	3	7	5	0	0	.371	2	1	1	1	1
18 Morgan, Reid	9.00	0-0	1	0	0	0/0	0	1.0	1	1	1	1	1	1	0	0	.250	0	0	1	0	0
36 Simpson, Max	20.25	0-0	2	0	0	0/0	0	1.1	3	3	3	3	1	0	1	0	.429	1	0	0	0	0
Totals	4.85	8-14	22	22	1	0/0	3	195.0	211	126	105	89	177	30	4	21	.273	13	18	2	5	9
Opponents	4.23	14-8	22	22	0	1/1	11	198.0	186	113	93	83	234	23	5	17	.247	29	19	1	3	12

PB - Team (3), Simpson, C. 2, Neustifter 1, Opp (4). Pickoffs - Team (1), Teel 1, Opp (3). SBA/ATT - Simpson, C. (13-14), Neustifter (8-10), Buffett (5-8), Wacker (5-7), Cowan (6-6), Lienhard (4-5), Battenfield (4-4), Teel (4-4), Hearrean (1-2), Basso (0-1), Cobb (0-1), Varela (1-1), Heasley (1-1).



2018 SUMMARY

Score by innings	1	2	3	4	5	6	7	8	9	EX	Total
Oklahoma State	7	5	14	9	7	10	8	10	5	1	76
Opponents	9	11	7	9	21	9	11	12	4	0	93

Record when ...

Overall	8-7	After 6 leading	5-2
Conference	0-0 trailing	1-4
Non-Conference	8-7 tied	2-1
Home games	4-4	After 7 leading	5-1
Away games	4-3 trailing	0-5
Neutral site	0-0 tied	2-1
Day games	7-5	After 8 leading	6-0
Night games	1-2 trailing	0-7
vs Left starter	2-2 tied	1-0
vs Right starter	6-5		
1-Run games	3-1	Hit 0 home runs	2-5
2-Run games	2-2	... 1 home run	5-0
5+Run games	2-4	... 2+ home runs	1-2
Extra innings	1-0		
Shutouts	0-0	Opponent 0 home runs	2-6
	 1 home run	6-1
Scoring 0-2 runs	0-3 2+ HRs	0-0
..... 3-5 runs	3-2		
..... 6-9 runs	4-2	Made 0 errors	5-3
..... 10+ runs	1-0 1 error	0-1
	 2+ errors	3-3
Opponent 0-2 runs	4-0		
..... 3-5 runs	3-0	Opp. made 0 errors	2-4
..... 6-9 runs	1-4 1 error	2-2
..... 10+ runs	0-3 2+ errors	4-1
Scored in 1st inning	4-1	Out-hit opponent	2-0
Opp. scored in 1st	1-3	Out-hit by opponent	6-7
Scores first	5-3	Hits are tied	0-0
Opp. scores first	3-4		

Record when team scores:

Runs	0	1	2	3	4	5	6	7	8	9	10+
W-L	0-0	0-2	0-1	2-0	0-1	1-1	2-1	0-1	1-0	1-0	1-0

Record when opponent scores:

Runs	0	1	2	3	4	5	6	7	8	9	10+
W-L	0-0	0-0	4-0	2-0	0-0	1-0	0-2	0-0	1-0	0-2	0-3

Record when leading after:

Inn.	1	2	3	4	5	6	7	8
W-L	4-1	4-2	5-2	6-1	6-3	5-2	5-1	6-0

Record when trailing after:

Inn.	1	2	3	4	5	6	7	8
W-L	1-3	2-3	2-3	1-5	1-4	1-4	0-5	0-7

Record when tied after:

Inn.	1	2	3	4	5	6	7	8
W-L	3-3	2-2	1-2	1-1	1-0	2-1	2-1	1-0

Current losing streak: 3

Longest winning streak: 4

Longest losing streak: 3

Home attendance : 11605 (8 dates avg = 1450)

Away attendance : 13091 (7 dates avg = 1870)

Total attendance: 24696 (15 dates avg = 1646)



2018 MISCELLANEOUS STATS

Multiple Hit Games	2	3	4	5+	Total
24 Simpson, Colin	3	3	-	-	6
2 Rosa, Andrew	3	1	-	-	4
3 Taylor, Jake	4	-	-	-	4
8 Kroon, Matt	4	-	-	-	4
33 Boone, Trevor	2	-	-	-	2
15 Neustifter, Michael	2	-	-	-	2
13 Littell, Jon	2	-	-	-	2
1 Cash, Ryan	1	-	-	-	1
47 Funk, Christian	-	-	1	-	1
TEAM	21	4	1	0	26

Multiple RBI Games	2	3	4	5+	Total
24 Simpson, Colin	1	3	-	-	4
13 Littell, Jon	2	1	-	-	3
47 Funk, Christian	1	-	1	-	2
8 Kroon, Matt	1	1	-	-	2
15 Neustifter, Michael	1	-	-	-	1
18 Gardner, Dylan	1	-	-	-	1
TEAM	7	5	1	0	13

Hitting Streaks	Longest	Current
2 Rosa, Andrew	6	2
8 Kroon, Matt	5	-
47 Funk, Christian	5	-
24 Simpson, Colin	4	1
33 Boone, Trevor	3	-
13 Littell, Jon	2	-
7 Hewitt, Max	2	1
3 Taylor, Jake	2	1
23 DeSimone, Daniel	2	-
1 Cash, Ryan	2	-
16 Cabbusiness, Cade	2	-
15 Neustifter, Michael	2	-
18 Gardner, Dylan	1	-
5 Dobbs, Cameron	1	1
12 McCusker, Carson	1	-

Reached Base Streaks	Longest	Current
13 Littell, Jon	14	14
8 Kroon, Matt	13	13
24 Simpson, Colin	9	1
1 Cash, Ryan	6	1
47 Funk, Christian	6	6
2 Rosa, Andrew	6	5
33 Boone, Trevor	4	4
16 Cabbusiness, Cade	4	-
5 Dobbs, Cameron	4	1
23 DeSimone, Daniel	3	1
18 Gardner, Dylan	2	-
15 Neustifter, Michael	2	-
3 Taylor, Jake	2	1
7 Hewitt, Max	2	1
12 McCusker, Carson	1	-
4 Milligan, Cody	1	1



2018 GAME-BY-GAME

Batting (All games)

Date	Opponent	ab	r	h	rbi	2b	3b	hr	tb	bb	ibb	sb	cs	hbp	sac	sf	gdp	k	po	a	e	lob	avg
Feb 16	at Texas State	32	6	7	4	0	0	1	10	8	0	1	0	0	0	0	3	9	27	10	0	7	.219
Feb 17	at Texas State	33	1	5	1	1	0	0	6	1	0	0	0	1	0	0	0	13	24	8	5	7	.185
Feb 18	at Texas State	34	6	9	6	2	0	1	14	5	0	2	0	2	2	0	0	8	27	13	0	10	.212
Feb 24	MARIST	26	5	5	5	1	0	1	9	4	0	0	2	4	2	0	0	6	27	9	0	7	.208
Feb 25	MARIST	31	3	8	3	2	0	1	13	3	0	0	0	1	0	0	1	8	27	11	0	8	.218
Feb 27	LITTLE ROCK	21	9	4	6	1	1	0	7	9	0	4	0	2	0	1	0	7	18	6	0	6	.215
Feb 28	LITTLE ROCK	35	6	8	6	2	0	2	16	2	0	1	0	0	0	0	0	12	27	11	2	4	.217
Mar 02	at Arizona State	34	1	8	1	3	1	0	13	2	0	1	0	0	0	0	1	12	24	8	0	8	.220
Mar 03	at Arizona State	31	2	7	2	1	0	0	8	5	0	0	0	0	0	0	2	9	24	8	0	7	.220
Mar 04	at Arizona State	38	3	10	3	0	0	0	10	4	0	0	0	0	1	0	1	9	30	13	2	10	.225
Mar 07	at Missouri State	37	10	8	9	1	0	2	15	7	0	1	0	1	0	1	0	14	27	5	2	9	.224
Mar 09	EASTERN MICHIGAN	37	8	14	6	3	0	1	20	3	0	1	0	1	0	0	0	7	27	9	4	9	.239
Mar 10	EASTERN MICHIGAN	29	7	8	7	4	0	0	12	7	0	2	1	2	2	1	0	7	27	7	3	7	.242
Mar 11	EASTERN MICHIGAN	34	5	7	4	3	1	0	12	3	0	0	0	2	1	1	1	5	27	13	1	9	.239
Mar 13	DALLAS BAPTIST	32	4	5	4	1	0	2	12	5	0	0	0	2	0	0	0	7	27	15	0	8	.233
Totals		484	76	113	67	25	3	11	177	68	0	13	3	18	8	4	9	133	390	146	19	116	.233

2018 Oklahoma State Baseball
Team Game-by-Game for Oklahoma State (as of Mar 14, 2018)
Pitching (All games)

Date	Opponent	ip	h	r	er	bb	so	2b	3b	hr	wp	bk	hbp	dp	ibb	score	w-l	sv	era
Feb 16	at Texas State	9.0	9	2	1	5	11	1	0	0	0	0	0	2	0	6-2	1-0	0	1.00
Feb 17	at Texas State	8.0	12	10	5	4	7	5	0	0	1	0	0	1	0	1-10	1-1	0	3.18
Feb 18	at Texas State	9.0	11	5	5	6	7	1	1	1	1	2	0	2	0	6-5	2-1	1	3.81
Feb 24	MARIST	9.0	7	3	3	5	12	1	0	1	0	0	0	0	0	5-3	3-1	2	3.60
Feb 25	MARIST	9.0	10	2	2	8	10	1	0	0	1	0	1	1	1	3-2	4-1	3	3.27
Feb 27	LITTLE ROCK	6.0	5	2	2	2	7	1	0	1	0	0	0	0	0	9-2	5-1	3	3.24
Feb 28	LITTLE ROCK	9.0	17	12	11	6	4	2	0	1	3	0	3	1	0	6-12	5-2	3	4.42
Mar 02	at Arizona State	8.0	14	9	9	3	11	2	2	0	4	1	0	0	0	1-9	5-3	3	5.10
Mar 03	at Arizona State	8.0	16	14	14	5	7	5	2	0	0	0	0	1	0	2-14	5-4	3	6.24
Mar 04	at Arizona State	10.0	8	2	1	3	7	1	0	1	0	0	1	1	1	3-2	6-4	3	5.61
Mar 07	at Missouri State	9.0	11	8	7	10	12	3	1	1	0	1	2	0	0	10-8	7-4	4	5.74
Mar 09	EASTERN MICHIGAN	9.0	7	3	3	3	17	2	0	1	0	0	1	0	0	8-3	8-4	4	5.50
Mar 10	EASTERN MICHIGAN	9.0	15	9	8	5	12	5	0	0	1	0	0	0	0	7-9	8-5	4	5.71
Mar 11	EASTERN MICHIGAN	9.0	8	6	5	5	4	0	0	0	1	0	0	0	0	5-6	8-6	4	5.65
Mar 13	DALLAS BAPTIST	9.0	10	6	6	5	5	5	0	0	0	0	0	0	0	4-6	8-7	4	5.68
Totals		130.0	160	93	82	75	133	35	6	7	12	4	8	9	2	76-93	8-7	4	5.68



2018 GAME HIGHS

TEAM GAME HIGHS

Batting

At bats:	38	-	at Arizona State (Mar 04, 2018)
Runs scored:	10	-	at Missouri State (Mar 07, 2018)
Hits:	14	-	vs Eastern Michigan (Mar 09, 2018)
RBIs:	9	-	at Missouri State (Mar 07, 2018)
Doubles:	4	-	vs Eastern Michigan (Mar 10, 2018)
Triples:	1	-	vs Little Rock (Feb 27, 2018)
	1	-	at Arizona State (Mar 02, 2018)
	1	-	vs Eastern Michigan (Mar 11, 2018)
Home runs:	2	-	vs Little Rock (Feb 28, 2018)
	2	-	at Missouri State (Mar 07, 2018)
	2	-	vs Dallas Baptist (Mar 13, 2018)
Total bases:	20	-	vs Eastern Michigan (Mar 09, 2018)
Walks:	9	-	vs Little Rock (Feb 27, 2018)
Strikeouts:	14	-	at Missouri State (Mar 07, 2018)
Sac hits:	2	-	at Texas State (Feb 18, 2018)
	2	-	vs Marist (Feb 24, 2018)
	2	-	vs Eastern Michigan (Mar 10, 2018)
Sac flies:	1	-	(4 times)
Stolen bases:	4	-	vs Little Rock (Feb 27, 2018)
Hit by pitch:	4	-	vs Marist (Feb 24, 2018)
Caught stealing:	2	-	vs Marist (Feb 24, 2018)
Runners LOB:	10	-	at Texas State (Feb 18, 2018)
	10	-	at Arizona State (Mar 04, 2018)
Hit into DP:	3	-	at Texas State (Feb 16, 2018)

Fielding

Putouts:	30	-	at Arizona State (Mar 04, 2018)
Assists:	15	-	vs Dallas Baptist (Mar 13, 2018)
Errors:	5	-	at Texas State (Feb 17, 2018)
Passed balls:	2	-	vs Little Rock (Feb 28, 2018)
DPs turned:	2	-	at Texas State (Feb 16, 2018)
	2	-	at Texas State (Feb 18, 2018)

Pitching

Innings pitched:	10.0	-	at Arizona State (Mar 04, 2018)
Runs allowed:	14	-	at Arizona State (Mar 03, 2018)
Earned runs:	14	-	at Arizona State (Mar 03, 2018)
Walks allowed:	10	-	at Missouri State (Mar 07, 2018)
Strikeouts:	17	-	vs Eastern Michigan (Mar 09, 2018)
Hits allowed:	17	-	vs Little Rock (Feb 28, 2018)
Doubles allowed:	5	-	(4 times)
Triples allowed:	2	-	at Arizona State (Mar 02, 2018)
	2	-	at Arizona State (Mar 03, 2018)
Homers allowed:	1	-	(7 times)
Wild pitches:	4	-	at Arizona State (Mar 02, 2018)
Hit batters:	3	-	vs Little Rock (Feb 28, 2018)

INDIVIDUAL GAME HIGHS

Batting

At bats:	5	-	(12 times)
Runs scored:	3	-	Rosa, Andrew at Texas State (Feb 18, 2018)
	3	-	Simpson, Colin at Missouri State (Mar 07, 2018)
Hits:	4	-	Funk, Christian vs Eastern Michigan (Mar 09, 2018)
RBIs:	4	-	Funk, Christian at Missouri State (Mar 07, 2018)
Doubles:	2	-	Taylor, Jake at Arizona State (Mar 02, 2018)
Triples:	1	-	Rosa, Andrew vs Little Rock (Feb 27, 2018)
	1	-	Littell, Jon at Arizona State (Mar 02, 2018)
	1	-	Rosa, Andrew vs Eastern Michigan (Mar 11, 2018)
Home runs:	1	-	(11 times)
Total bases:	7	-	Simpson, Colin at Missouri State (Mar 07, 2018)
Walks:	3	-	Funk, Christian at Texas State (Feb 16, 2018)
Strikeouts:	3	-	(4 times)
Sac hits:	1	-	(8 times)
Sac flies:	1	-	(4 times)
Stolen bases:	1	-	(13 times)
Hit by pitch:	2	-	Kroon, Matt vs Marist (Feb 24, 2018)
	2	-	Rosa, Andrew vs Little Rock (Feb 27, 2018)
	2	-	Rosa, Andrew vs Eastern Michigan (Mar 11, 2018)
Caught stealing:	1	-	Kroon, Matt vs Marist (Feb 24, 2018)
	1	-	Simpson, Colin vs Marist (Feb 24, 2018)
	1	-	Funk, Christian vs Eastern Michigan (Mar 10, 2018)
Runners LOB:	4	-	Neustifter, Michael vs Eastern Michigan (Mar 09, 2018)

Fielding

Putouts:	13	-	Funk, Christian vs Dallas Baptist (Mar 13, 2018)
Assists:	7	-	Kroon, Matt vs Dallas Baptist (Mar 13, 2018)
Errors:	2	-	Dobbs, Cameron at Texas State (Feb 17, 2018)
Passed balls:	1	-	Simpson, Colin at Texas State (Feb 16, 2018)
	1	-	Simpson, Colin vs Little Rock (Feb 28, 2018)
	1	-	Taylor, Jake vs Little Rock (Feb 28, 2018)

Pitching

Innings pitched:	7.1	-	Teel, Carson at Arizona State (Mar 04, 2018)
Runs allowed:	7	-	Heasley, Jonathan at Arizona State (Mar 02, 2018)
Earned runs:	7	-	Heasley, Jonathan at Arizona State (Mar 02, 2018)
Walks allowed:	3	-	(13 times)
Strikeouts:	10	-	Teel, Carson vs Eastern Michigan (Mar 09, 2018)
Hits allowed:	11	-	Heasley, Jonathan at Arizona State (Mar 02, 2018)
Doubles allowed:	3	-	(4 times)
Triples allowed:	2	-	Heasley, Jonathan at Arizona State (Mar 02, 2018)
Homers allowed:	1	-	(7 times)
Wild pitches:	2	-	Basso, Brady vs Little Rock (Feb 28, 2018)
	2	-	Heasley, Jonathan at Arizona State (Mar 02, 2018)
Hit batters:	1	-	(8 times)



2018 OPPONENT GAME-BY-GAME

Batting (All games)

Date	Opponent	ab	r	h	rbi	2b	3b	hr	tb	bb	ibb	sb	cs	hbp	sac	sf	gdp	k	po	a	e	lob	avg
Feb 16	at Texas State	32	2	9	1	1	0	0	10	5	0	0	1	0	0	0	2	11	27	11	5	8	.281
Feb 17	at Texas State	38	10	12	8	5	0	0	17	4	0	1	0	0	0	0	1	7	27	3	1	8	.300
Feb 18	at Texas State	35	5	11	3	1	1	1	17	6	0	0	0	0	0	0	0	7	27	13	0	9	.305
Feb 24	MARIST	31	3	7	3	1	0	1	11	5	0	0	1	0	1	0	0	12	24	11	1	7	.287
Feb 25	MARIST	34	2	10	2	1	0	0	11	8	1	1	0	1	2	0	1	10	24	8	2	16	.288
Feb 27	LITTLE ROCK	21	2	5	2	1	0	1	9	2	0	0	0	0	0	0	0	7	18	6	2	3	.283
Feb 28	LITTLE ROCK	42	12	17	10	2	0	1	22	6	0	4	1	3	0	1	0	4	27	6	0	13	.305
Mar 02	at Arizona State	35	9	14	7	2	2	0	20	3	0	2	1	0	0	2	0	11	27	7	0	7	.317
Mar 03	at Arizona State	35	14	16	14	5	2	0	25	5	0	2	1	0	1	2	0	7	27	16	0	5	.333
Mar 04	at Arizona State	34	2	8	2	1	0	1	12	3	1	0	1	1	2	0	1	7	30	13	0	9	.323
Mar 07	at Missouri State	40	8	11	8	3	1	1	19	10	0	4	0	2	0	0	0	12	27	5	3	17	.318
Mar 09	EASTERN MICHIGAN	34	3	7	3	2	0	1	12	3	0	2	2	1	0	0	0	17	24	4	1	8	.309
Mar 10	EASTERN MICHIGAN	40	9	15	9	5	0	0	20	5	0	1	1	0	2	0	0	12	27	12	0	11	.315
Mar 11	EASTERN MICHIGAN	29	6	8	5	0	0	0	8	5	0	0	1	0	3	1	0	4	27	14	2	5	.312
Mar 13	DALLAS BAPTIST	35	6	10	6	5	0	0	15	5	0	0	0	0	1	0	0	5	27	12	1	8	.311
Totals		515	93	160	83	35	6	7	228	75	2	17	10	8	12	6	5	133	390	141	18	134	.311

2018 Oklahoma State Baseball

Opponent Game-by-Game for Oklahoma State (as of Mar 14, 2018)

Pitching (All games)

Date	Opponent	ip	h	r	er	bb	so	2b	3b	hr	wp	bk	hbp	dp	ibb	score	w-l	sv	era
Feb 16	at Texas State	9.0	7	6	5	8	9	0	0	1	0	0	0	3	0	2-6	0-1	0	5.00
Feb 17	at Texas State	9.0	5	1	1	1	13	1	0	0	0	0	1	0	0	10-1	1-1	0	3.00
Feb 18	at Texas State	9.0	9	6	6	5	8	2	0	1	2	0	2	0	0	5-6	1-2	0	4.00
Feb 24	Marist	8.0	5	5	4	4	6	1	0	1	0	0	4	0	0	3-5	1-3	0	4.11
Feb 25	Marist	8.0	8	3	3	3	8	2	0	1	0	0	1	1	0	2-3	1-4	0	3.98
Feb 27	Little Rock	6.0	4	9	7	9	7	1	1	0	2	0	2	0	0	2-9	1-5	0	4.78
Feb 28	Little Rock	9.0	8	6	6	2	12	2	0	2	0	0	0	0	0	12-6	2-5	0	4.97
Mar 02	at Arizona State	9.0	8	1	1	2	12	3	1	0	1	0	0	1	0	9-1	3-5	0	4.43
Mar 03	at Arizona State	9.0	7	2	2	5	9	1	0	0	0	0	0	2	0	14-2	4-5	0	4.14
Mar 04	at Arizona State	10.0	10	3	3	4	9	0	0	0	0	0	0	1	0	2-3	4-6	0	3.98
Mar 07	at Missouri State	9.0	8	10	6	7	14	1	0	2	0	0	1	0	0	8-10	4-7	0	4.17
Mar 09	Eastern Michigan	8.0	14	8	8	3	7	3	0	1	4	0	1	1	0	3-8	4-8	0	4.54
Mar 10	Eastern Michigan	9.0	8	7	7	7	7	4	0	0	1	0	2	1	0	9-7	5-8	1	4.74
Mar 11	Eastern Michigan	9.0	7	5	3	3	5	3	1	0	0	0	2	1	0	6-5	6-8	1	4.61
Mar 13	Dallas Baptist	9.0	5	4	4	5	7	1	0	2	0	0	2	0	0	6-4	7-8	1	4.57
Totals		130.0	113	76	66	68	133	25	3	11	10	0	18	11	0	93-76	7-8	1	4.57



2018 OPPONENT GAME HIGHS

OPPONENT TEAM GAME HIGHS

Batting

At bats:	42	-	vs Little Rock (Feb 28, 2018)
Runs scored:	14	-	at Arizona State (Mar 03, 2018)
Hits:	17	-	vs Little Rock (Feb 28, 2018)
RBIs:	14	-	at Arizona State (Mar 03, 2018)
Doubles:	5	-	(4 times)
Triples:	2	-	at Arizona State (Mar 02, 2018)
	2	-	at Arizona State (Mar 03, 2018)
Home runs:	1	-	(7 times)
Total bases:	25	-	at Arizona State (Mar 03, 2018)
Walks:	10	-	at Missouri State (Mar 07, 2018)
Strikeouts:	17	-	vs Eastern Michigan (Mar 09, 2018)
Sac hits:	3	-	vs Eastern Michigan (Mar 11, 2018)
Sac flies:	2	-	at Arizona State (Mar 02, 2018)
	2	-	at Arizona State (Mar 03, 2018)
Stolen bases:	4	-	vs Little Rock (Feb 28, 2018)
	4	-	at Missouri State (Mar 07, 2018)
Hit by pitch:	3	-	vs Little Rock (Feb 28, 2018)
Caught stealing:	2	-	vs Eastern Michigan (Mar 09, 2018)
Runners LOB:	17	-	at Missouri State (Mar 07, 2018)
Hit into DP:	2	-	at Texas State (Feb 16, 2018)
	2	-	at Texas State (Feb 18, 2018)

Fielding

Putouts:	30	-	at Arizona State (Mar 04, 2018)
Assists:	16	-	at Arizona State (Mar 03, 2018)
Errors:	5	-	at Texas State (Feb 16, 2018)
Passed balls:	1	-	vs Little Rock (Feb 27, 2018)
DPs turned:	3	-	at Texas State (Feb 16, 2018)

Pitching

Innings pitched:	10.0	-	at Arizona State (Mar 04, 2018)
Runs allowed:	10	-	at Missouri State (Mar 07, 2018)
Earned runs:	8	-	vs Eastern Michigan (Mar 09, 2018)
Walks allowed:	9	-	vs Little Rock (Feb 27, 2018)
Strikeouts:	14	-	at Missouri State (Mar 07, 2018)
Hits allowed:	14	-	vs Eastern Michigan (Mar 09, 2018)
Doubles allowed:	4	-	vs Eastern Michigan (Mar 10, 2018)
Triples allowed:	1	-	vs Little Rock (Feb 27, 2018)
	1	-	at Arizona State (Mar 02, 2018)
	1	-	vs Eastern Michigan (Mar 11, 2018)
Homers allowed:	2	-	vs Little Rock (Feb 28, 2018)
	2	-	at Missouri State (Mar 07, 2018)
	2	-	vs Dallas Baptist (Mar 13, 2018)
Wild pitches:	4	-	vs Eastern Michigan (Mar 09, 2018)
Hit batters:	4	-	vs Marist (Feb 24, 2018)

OPPONENT INDIVIDUAL GAME HIGHS

Batting

At bats:	6	-	Steinmetz,H. at Missouri State (Mar 07, 2018)
Runs scored:	3	-	Ragan,M vs Little Rock (Feb 28, 2018)
	3	-	Alexander,T vs Little Rock (Feb 28, 2018)
	3	-	Merino,M vs Little Rock (Feb 28, 2018)
Hits:	4	-	Figueroa,E vs Little Rock (Feb 28, 2018)
RBIs:	4	-	Alexander,T vs Little Rock (Feb 28, 2018)
	4	-	Canning,G at Arizona State (Mar 03, 2018)
	4	-	Steinmetz,H. at Missouri State (Mar 07, 2018)
Doubles:	2	-	Eierman,J. at Missouri State (Mar 07, 2018)
	2	-	SCHUEMANN vs Eastern Michigan (Mar 10, 2018)
	2	-	SCHENKER vs Eastern Michigan (Mar 10, 2018)
Triples:	2	-	Workman,G at Arizona State (Mar 02, 2018)
	2	-	Canning,G at Arizona State (Mar 03, 2018)
Home runs:	1	-	(7 times)
Total bases:	8	-	Canning,G at Arizona State (Mar 03, 2018)
Walks:	3	-	Rouse vs Marist (Feb 25, 2018)
	3	-	Emshoff,K vs Little Rock (Feb 28, 2018)
Strikeouts:	4	-	CRUZ vs Eastern Michigan (Mar 09, 2018)
Sac hits:	1	-	(12 times)
Sac flies:	1	-	(6 times)
Stolen bases:	4	-	Ragan,M vs Little Rock (Feb 28, 2018)
Hit by pitch:	1	-	(8 times)
Caught stealing:	1	-	(10 times)
Runners LOB:	6	-	Benevidez,R vs Little Rock (Feb 28, 2018)

Fielding

Putouts:	14	-	Geha,L. at Missouri State (Mar 07, 2018)
Assists:	6	-	Swift,D at Arizona State (Mar 03, 2018)
Errors:	2	-	Fitzpatrick,J at Missouri State (Mar 07, 2018)
Passed balls:	1	-	Emshoff,K vs Little Rock (Feb 27, 2018)

Pitching

Innings pitched:	7.0	-	Reich, C. at Texas State (Feb 17, 2018)
Runs allowed:	5	-	(5 times)
Earned runs:	5	-	Sechler,C. at Missouri State (Mar 07, 2018)
	5	-	MCMURTREY vs Eastern Michigan (Mar 09, 2018)
Walks allowed:	5	-	Fraze, N. at Texas State (Feb 16, 2018)
Strikeouts:	9	-	McAlister,T. at Missouri State (Mar 07, 2018)
Hits allowed:	8	-	Jerla vs Marist (Feb 25, 2018)
Doubles allowed:	3	-	DEVENNEY vs Eastern Michigan (Mar 11, 2018)
Triples allowed:	1	-	Arnold,H vs Little Rock (Feb 27, 2018)
	1	-	Romero,S at Arizona State (Mar 02, 2018)
	1	-	DEVENNEY vs Eastern Michigan (Mar 11, 2018)
Homers allowed:	1	-	(11 times)
Wild pitches:	2	-	HOUSE vs Eastern Michigan (Mar 09, 2018)
	2	-	FELDMAN vs Eastern Michigan (Mar 09, 2018)
Hit batters:	3	-	McNamara vs Marist (Feb 24, 2018)



2018 STARTING LINEUPS/HOLLIDAY VS. THE NATION

HOLLIDAY RECORD VS. OPPONENTS

Team Record

Team	Record
Abilene Christian	4-0
Alcorn State	6-0
Arkansas	2-2
Arizona	1-3
Arizona State	6-5
Arkansas	1-2
Auburn	0-1
Baylor	7-4
Binghamton	1-0
Bowling Green	1-0
Cal State Fullerton	2-0
Central Arkansas	1-2
Clemson	2-0
Creighton	1-0
Dallas Baptist	4-1
Eastern Michigan	1-2
Gonzaga	1-0
Grand Canyon	4-2
Illinois	1-2
Illinois State	2-1
Incarnate Word	3-0
Iona	4-0
Kansas	9-7
Kansas State	13-3
Lamar	1-2
Little Rock	2-1
Louisville	0-1
Loyola Marymount	2-1
Manhattan	1-0
Marist	2-0
Miami (Fla.)	1-1
Michigan	4-2
Missouri State	8-1
NJIT	3-0
Nebraska	4-0
New Mexico	4-1
North Carolina	0-3
Northwestern State	3-0
Oakland	3-1
Oklahoma	16-6
Oral Roberts	3-8
Oregon State	0-1
Pacific	1-0
Prarie View A&M	2-0
Rutgers	1-0
Saint Louis	0-1
San Diego	1-2
South Carolina	2-0
South Dakota State	2-1
Southeastern Oklahoma State	1-0
Southwestern (Okla.)	1-0
Stephen F. Austin	2-1
St. John's	1-1
TCU	7-11
Texas	14-7
Texas State	4-2
Texas Tech	9-7
Texas Pan-American	1-2
Utah	1-0
Washington	1-0
Washington State	1-0
West Virginia	10-7
Western Illinois	2-0
Wichita State	6-1
UC Davis	2-1
UC Irvine	0-2
UC Santa Barbara	1-0
UT Arlington	1-1

Bold indicates 2018 opponent

BY POSITION

Opponent	P	C	1B	2B	3B	SS	LF	CF	RF	DH
Texas State	Heasley	Simpson	Funk	Cash	Kroon	Dobbs	Littell	Boone	Cabbiness	Taylor
Texas State	Basso	Simpson	Funk	Cash	Kroon	Dobbs	Littell	Boone	Cabbiness	Milligan*
Texas State	Stone	Simpson	Neustifter	Rosa	Kroon	Dobbs	Littell	Boone	Cabbiness	Taylor
Marist	Heasley	Simpson	Funk	Rosa	Kroon	Dobbs	Littell	Boone	Cabbiness	Milligan*
Marist	Stone	Simpson	Neustifter	Rosa	Kroon	Dobbs	Littell	Cabbiness	McCusker	Taylor
Little Rock	Varela	Simpson	Funk	Cash	Kroon	Dobbs	Littell	Rosa	Cabbiness	DeSimone
Little Rock	Basso	Simpson	Funk	Cash	Kroon	Dobbs	Littell	Rosa	Cabbiness	DeSimone
Arizona State	Heasley	Simpson	Funk	Cash	Kroon	Dobbs	Littell	Rosa	Cabbiness	Taylor*
Arizona State	Lienhard	Taylor	Neustifter	Rosa	Kroon	Hewitt	Simpson	Boone	Littell	DeSimone
Arizona State	Varela	Taylor	Funk	Rosa	Kroon	Hewitt	Littell	Boone	Cabbiness	Simpson
Missouri State	Leeper	Simpson	Funk	Cash	Kroon	Hewitt	Littell	Rosa	Cabbiness	Gardner*
East. Michigan	Heasley	Simpson	Funk	Rosa	Kroon	Hewitt	Littell	Boone	Cabbiness	Neustifter*
East. Michigan	Lienhard	Taylor	Funk	Gardner	Kroon	Dobbs	Littell	Rosa	Boone	Simpson
East. Michigan	Varela	Taylor	Funk	Cash	Kroon	Dobbs	Littell	Rosa	Boone	Simpson
Dallas Baptist	Basso	Taylor	Funk	Rosa	Neustifter	Kroon	Simpson	Boone	Littell	DeSimone

* Pinch-hitter in OSU DH spot's first at-bat of game with pitcher listed in starting lineup

BY BATTING ORDER

Opponent	1	2	3	4	5	6	7	8	9
Texas State	Cash	Kroon	Simpson	Funk	Littell	Cabbiness	Taylor	Boone	Dobbs
Texas State	Cash	Kroon	Simpson	Funk	Littell	Cabbiness	Milligan*	Boone	Dobbs
Texas State	Rosa	Kroon	Simpson	Littell	Cabbiness	Neustifter	Taylor	Boone	Dobbs
Marist	Rosa	Kroon	Simpson	Funk	Littell	Cabbiness	Milligan*	Boone	Dobbs
Marist	Rosa	Kroon	Simpson	Littell	Neustifter	Cabbiness	Taylor	McCusker	Dobbs
Little Rock	Cash	Rosa	Simpson	Kroon	Funk	Littell	Cabbiness	DeSimone	Dobbs
Little Rock	Cash	Rosa	Simpson	Kroon	Funk	Littell	Cabbiness	DeSimone	Dobbs
Arizona State	Cash	Rosa	Simpson	Kroon	Funk	Littell	Cabbiness	Taylor*	Dobbs
Arizona State	Rosa	Kroon	Simpson	Littell	Taylor	Neustifter	DeSimone	Boone	Hewitt
Arizona State	Rosa	Simpson	Kroon	Funk	Littell	Cabbiness	Taylor	Boone	Hewitt
Missouri State	Cash	Rosa	Simpson	Kroon	Funk	Littell	Cabbiness	Gardner*	Hewitt
Eastern Michigan	Rosa	Simpson	Kroon	Funk	Littell	Cabbiness	Neustifter*	Boone	Hewitt
Eastern Michigan	Rosa	Simpson	Kroon	Funk	Littell	Taylor	Gardner	Boone	Dobbs
Eastern Michigan	Cash	Rosa	Simpson	Kroon	Funk	Littell	Taylor	Boone	Dobbs
Dallas Baptist	Rosa	Simpson	Kroon	Funk	Littell	Taylor	Neustifter	DeSimone	Boone

* Pinch-hitter in OSU DH spot's first at-bat of game with pitcher listed in starting lineup



PLAYER CAREER/SEASON HIGHS

#43 Reza Aleaziz, RHP

Season/Career Highs

IP	2.0	last time vs. Texas State	Feb. 18
H	3	last time vs. Arizona State	March 3
R	2	last time vs. Eastern Michigan	March 11
ER	2	last time vs. Eastern Michigan	March 11
BB	3	vs. Missouri State	March 7
SO	1	last time vs. Eastern Michigan	March 11

#27 Brady Basso, LHP

Season Highs

IP	6.0	vs. Dallas Baptist	March 13
H	4	last time vs. Dallas Baptist	March 13
R	6	vs. Texas State	Feb. 17
ER	3	vs. Eastern Michigan	March 10
BB	3	vs. Texas State	Feb. 17
SO	4	last time vs. Dallas Baptist	March 13

Career Highs

IP	6.0	vs. Dallas Baptist	March 13
H	4	last time vs. Dallas Baptist	March 13
R	6	vs. Texas State	Feb. 17
ER	3	vs. Eastern Michigan	March 10
BB	3	vs. Texas State	Feb. 17
SO	9	vs. Northwestern State	3/19/17

#55 Peyton Battenfield, RHP

Season/Career Highs

IP	3.2	vs. Missouri State	March 7
H	6	vs. Marist	Feb. 25
R	3	vs. Texas State	Feb. 17
ER	3	vs. Texas State	Feb. 17
BB	3	last time vs. Eastern Michigan	March 10
SO	6	vs. Missouri State	March 7

#33 Trevor Boone, OF

Season Highs

H	2	last time vs. Eastern Michigan	March 11
R	1	last time vs. Eastern Michigan	March 10
RBI	n/a		
BB	n/a		
SO	2	at Texas State	Feb. 18
SB	1	vs. Eastern Michigan	March 10

Career Highs

H	2	last time vs. Arizona State	March 3
R	1	last time vs. Arizona State	March 3
RBI	2	vs. Baylor	5/13/17
BB	1	last time vs. Baylor	5/13/17
SO	2	last time at Texas State	Feb. 18
SB	1	last time vs. Eastern Michigan	March 10

#16 Cade Cabbiness, OF

Season Highs

H	1	last time vs. Missouri State	March 7
R	1	last time vs. Missouri State	March 7
RBI	1	vs. Little Rock	Feb. 27
BB	2	vs. Texas State	Feb. 18
SO	2	last time vs. Eastern Michigan	March 9
SB	1	vs. Little Rock	Feb. 27

Career Highs

H	4	vs. Kansas	4/13/17
R	2	last time vs. Kansas	4/13/17
RBI	2	last time vs. Oklahoma	5/19/17
BB	2	last time Texas State	Feb. 18
SO	3	last time vs. West Virginia	5/27/17
SB	1	last time vs. Little Rock	Feb. 27

#1 Ryan Cash, INF

Season Highs

H	2	vs. Texas State	Feb. 16
R	2	vs. Texas State	Feb. 16
RBI	1	last time vs. Missouri State	March 7
BB	2	vs. Eastern Michigan	March 11
SO	2	vs. Little Rock	Feb. 28
SB	1	last time vs. Arizona State	March 3

Career Highs

H	4	vs. Texas	5/28/17
R	2	last time vs. Texas State	Feb. 16
RBI	2	last time vs. Texas	5/28/17
BB	4	vs. Oral Roberts	6/3/17
SO	2	last time vs. Little Rock	Feb. 28
SB	1	last time vs. Arizona State	March 3

#23 Daniel DeSimone, 1B/DH

Season/Career Highs

H	1	last time vs. Eastern Michigan	March 9
R	1	last time vs. Eastern Michigan	March 9
RBI	1	last time vs. Little Rock	Feb. 27
BB	1	last time vs. Missouri State	March 7
SO	2	vs. Dallas Baptist	March 13
SB	1	last time vs. Dallas Baptist	March 13

#5 Cameron Dobbs, INF

Season Highs

H	1	last time vs. Eastern Michigan	March 11
R	1	last time vs. Eastern Michigan	March 11
RBI	n/a		
BB	1	vs. Marist	Feb. 24
SO	2	last time vs. Little Rock	Feb. 27
SB	n/a		

Career Highs

H	4	vs. Arizona State	2/21/17
R	4	vs. Arizona State	2/21/17
RBI	4	vs. Arizona State	2/21/17
BB	3	vs. Texas State	2/24/17
SO	3	vs. Wichita State	4/5/17
SB	1	vs. Texas State	2/24/17

#34 Jensen Elliott, RHP

Career Highs

IP	9.0	vs. West Virginia	4/3/16
H	10	vs. Texas State	2/24/17
R	8	vs. Texas State	4/10/16
ER	8	vs. Texas Tech	4/10/16
BB	4	last time vs. Kansas	5/20/16
SO	8	last time vs. Clemson	6/5/16

#47 Christian Funk, 1B

Season/Career Highs

H	4	vs. Eastern Michigan	March 9
R	1	last time vs. Eastern Michigan	March 10
RBI	4	vs. Missouri State	March 7
BB	3	vs. Texas State	Feb. 16
SO	2	last time vs. Missouri State	March 7
SB	1	vs. Little Rock	Feb. 27

#18 Dylan Gardner, INF

Season/Career Highs

H	1	last time vs. Eastern Michigan	March 10
R	1	vs. Texas State	Feb. 17
RBI	2	vs. Eastern Michigan	March 10
BB	1	vs. Arizona State	March 3
SO	1	last time vs. Dallas Baptist	March 13
SB	n/a		

#39 Cole Hearrean, LHP

Season Highs

IP	2.0	vs. Little Rock	Feb. 28
H	1	last time vs. Eastern Michigan	March 11
R	1	last time vs. Eastern Michigan	March 11
ER	1	vs. Little Rock	Feb. 28
BB	1	last time vs. Missouri State	March 7
SO	2	vs. Arizona State	March 2

Career Highs

IP	3.0	vs. Kansas	4/15/17
H	6	vs. Kansas	4/15/17
R	3	vs. Kansas	4/15/17
ER	3	vs. Kansas	4/15/17
BB	2	last time vs. Kansas	4/15/17
SO	5	vs. Grand Canyon	2/17/17

#45 Jonathan Heasley, RHP

Season Highs

IP	6.0	vs. Texas State	Feb. 16
H	11	vs. Arizona State	March 2
R	7	vs. Arizona State	March 2
ER	7	vs. Arizona State	March 2
BB	3	last time vs. Eastern Michigan	March 9
SO	9	vs. Marist	Feb. 24

Career Highs

IP	7.1	vs. Northwestern State	3/18/17
H	1	vs. Arizona State	March 2
R	7	vs. Arizona State	March 2
ER	7	vs. Arizona State	March 2
BB	3	last time vs. Marist	Feb. 24
SO	9	vs. Marist	Feb. 24

#7 Max Hewitt, INF

Season/Career Highs

H	1	last time vs. Eastern Michigan	March 9
R	1	vs. Eastern Michigan	March 9
RBI	n/a		
BB	1	vs. Arizona State	March 3
SO	2	vs. Missouri State	March 7
SB	n/a		

#8 Matt Kroon, INF

Season/Career Highs

H	2	last time vs. Eastern Michigan	March 10
R	2	last time vs. Eastern Michigan	March 9
RBI	3	vs. Marist	Feb. 24
BB	2	vs. Little Rock	Feb. 27
SO	2	last time vs. Eastern Michigan	March 9
SB	1	last time vs. Little Rock	Feb. 28

#32 Ben Leeper, RHP

Season Highs

IP	2.0	last time vs. Little Rock	Feb. 28
H	6	vs. Little Rock	Feb. 28
R	6	last time vs. Missouri State	March 7
ER	6	last time vs. Missouri State	March 7
BB	3	last time vs. Missouri State	March 7
SO	2	vs. Arizona State	March 3

Career Highs

IP	3.0	vs. Incarnate Word	3/1/16
H	6	vs. Little Rock	Feb. 28
R	6	vs. Missouri State	March 7
ER	6	vs. Missouri State	March 7
BB	3	last time vs. Missouri State	March 7
SO	5	vs. Incarnate Word	3/1/16



PLAYER CAREER/SEASON HIGHS

#46 Joe Lienhard, RHP

Season Highs

IP	5.0	vs. Eastern Michigan	March 10
H	9	last time vs. Eastern Michigan	March 10
R	6	vs. Arizona State	March 3
ER	6	vs. Arizona State	March 3
BB	3	vs. Texas State	Feb. 18
SO	6	vs. Eastern Michigan	March 10

Career Highs

IP	7.0	last time vs. Oklahoma	5/20/17
H	10	vs. Kansas	4/13/17
R	6	last time vs. Arizona State	March 3
ER	6	last time vs. Arizona State	March 3
BB	4	last time vs. Texas	4/28/17
SO	7	last time vs. Oklahoma	5/20/17

#13 Jon Littell, OF

Season Highs

H	2	vs. Arizona State	March 4
R	1	last time vs. Eastern Michigan	March 10
RBI	3	vs. Little Rock	Feb. 28
BB	2	last time vs. Dallas Baptist	March 13
SO	3	vs. Arizona State	March 3
SB	1	vs. Eastern Michigan	March 9

Career Highs

H	4	vs. Arizona State	2/21/17
R	4	last time vs. Arizona State	2/21/17
RBI	5	vs. Northwestern State	3/19/17
BB	3	vs. Michigan	3/19/16
SO	3	last time vs. Arizona State	March 3
SB	1	last time vs. Eastern Michigan	March 9

#12 Carson McCusker, OF

Season/Career Highs

H	1	vs. Marist	Feb. 25
R	n/a		
RBI	n/a		
BB	1	vs. Texas State	Feb. 16
SO	2	vs. Texas State	Feb. 17
SB	n/a		

#4 Cody Milligan, UTL

Season Highs

H	n/a		
R	1	vs. Arizona State	March 4
RBI	n/a		
BB	1	vs. Arizona State	March 4
SO	2	vs. Texas State	Feb. 17
SB	n/a		

#15 Michael Neustifter, 1B/3B

Season Highs

H	2	last time vs. Missouri State	March 7
R	1	vs. Missouri State	March 7
RBI	2	vs. Missouri State	March 7
BB	1	last time vs. Eastern Michigan	March 10
SO	2	vs. Marist	Feb. 24
SB	1	vs. Texas State	Feb. 18

Career Highs

H	3	vs. Missouri State	3/7/17
R	2	last time vs. Missouri State	3/7/17
RBI	3	last time vs. Oral Roberts	6/3/17
BB	2	vs. Lamar	5/7/17
SO	3	last time vs. Lamar	5/6/17
SB	1	vs. Texas State	Feb. 18

#36 Jake Purl, RHP

Season/Career Highs

IP	1.0	vs. Little Rock	Feb. 28
H	4	vs. Little Rock	Feb. 28
R	4	vs. Little Rock	Feb. 28
ER	4	vs. Little Rock	Feb. 28
BB	2	vs. Dallas Baptist	March 13
SO	n/a		

#2 Andrew Rosa, INF

Season Highs

H	3	vs. Texas State	Feb. 18
R	3	vs. Texas State	Feb. 18
RBI	1	last time vs. Eastern Michigan	March 11
BB	1	last time vs. Eastern Michigan	March 10
SO	3	last time vs. Arizona State	March 4
SB	1	last time vs. Eastern Michigan	March 10

Career Highs

H	3	last time vs. Texas State	Feb. 18
R	3	last time vs. Texas State	Feb. 18
RBI	2	last time vs. Arizona	3/4/17
BB	2	last time vs. Michigan	3/19/16
SO	4	vs. Missouri State	3/8/16
SB	2	vs. West Virginia	3/31/17

#6 Parker Scott, LHP

Career Highs

IP	3.1	vs. Arizona	3/4/17
H	5	vs. Arizona	3/4/17
R	4	vs. Arizona	3/4/17
ER	3	vs. Arizona	3/4/17
BB	1	last time vs. Texas State	2/25/17
SO	3	vs. Arizona	3/4/17

#14 Noah Sifrit, LHP

Season/Career Highs

IP	1.1	vs. Arizona State	March 2
H	2	vs. Arizona State	March 2
R	2	last time vs. Eastern Michigan	March 10
ER	2	vs. Arizona State	March 2
BB	2	vs. Arizona State	March 2
SO	2	vs. Arizona State	March 2

#24 Colin Simpson, C

Season Highs

H	3	last time vs. Eastern Michigan	March 9
R	3	vs. Missouri State	March 7
RBI	3	last time vs. Dallas Baptist	March 13
BB	1	last time vs. Eastern Michigan	March 10
SO	3	vs. Texas State	Feb. 18
SB	n/a		

Career Highs

H	4	last time vs. West Virginia	5/25/17
R	3	last time vs. Missouri State	March 7
RBI	5	vs. West Virginia	5/25/17
BB	2	last time vs. Lamar	5/7/17
SO	4	vs. TCU	4/24/16
SB	1	last time vs. Central Arkansas	4/11/17

#22 Mitchell Stone, LHP

Season/Career Highs

IP	3.0	vs. Marist	Feb. 25
H	6	vs. Texas State	Feb. 18
R	3	vs. Texas State	Feb. 18
ER	3	vs. Texas State	Feb. 18
BB	3	vs. Marist	Feb. 25
SO	6	vs. Marist	Feb. 24

#13 Jake Taylor, C/DH

Season/Career Highs

H	2	last time vs. Eastern Michigan	March 10
R	1	last time vs. Eastern Michigan	March 10
RBI	1	last time vs. Eastern Michigan	March 10
BB	n/a		
SO	2	last time vs. Eastern Michigan	March 11
SB	n/a		

#19 Carson Teel, LHP

Season Highs

IP	7.1	vs. Arizona State	March 4
H	6	vs. Arizona State	March 4
R	1	last time vs. Arizona State	March 4
ER	1	last time vs. Arizona State	March 4
BB	2	vs. Arizona State	March 4
SO	10	vs. Eastern Michigan	March 9

Career Highs

IP	7.1	vs. Arizona State	March 4
H	7	vs. Grand Canyon	2/20/17
R	4	last time vs. Kansas State	4/7/17
ER	4	vs. Kansas State	4/7/17
BB	3	vs. Kansas State	4/7/17
SO	10	last time vs. Eastern Michigan	March 9

#35 C.J. Varela, RHP

Season Highs

IP	5.0	last time vs. Eastern Michigan	March 11
H	5	vs. Little Rock	Feb. 27
R	2	last time vs. Eastern Michigan	March 11
ER	2	last time vs. Eastern Michigan	March 11
BB	3	vs. Eastern Michigan	March 11
SO	6	vs. Little Rock	Feb. 27

Career Highs

IP	5.0	last time vs. Eastern Michigan	March 11
H	5	vs. Little Rock	Feb. 27
R	6	vs. Oral Roberts	5/16/17
ER	6	vs. Oral Roberts	5/16/17
BB	3	last time vs. Eastern Michigan	March 11
SO	6	vs. Little Rock	Feb. 27

#17 Travis Wacker, C

Career Highs

H	3	last time vs. Texas State	2/25/17
R	2	vs. Arizona State	2/21/17
RBI	3	last time vs. Texas State	2/24/17
BB	2	vs. Arizona State	2/21/17
SO	4	vs. Kansas State	4/9/17
SB	n/a		



PLAYER CAREER STATISTICS

Basso, Brady

Year	avg	gp-gs	ab	r	h	2b	3b	hr	rbi	tb	slg%	bb	hbp	so	gdp	ob%	sf	sh	sb-att	po	a	e	fld%
2017	.000	0-0	0	0	0	0	0	0	0	0	.000	0	0	0	0	.000	0	0	0-0	0	1	0	1.000
2018	.000	1-1	0	0	0	0	0	0	0	0	.000	0	0	0	0	.000	0	0	0-0	0	2	0	1.000
TOTAL	.000	1-1	0	0	0	0	0	0	0	0	.000	0	0	0	0	.000	0	0	0-0	0	3	0	1.000

Year	era	w-l	app	gs	cg	sho	sv	ip	h	r	er	bb	so	2b	3b	hr	bf	bavg	wp	hbp	bk	sfa	sha
2017	3.06	1-0	12	2	0	0/1	0	17.2	15	6	6	6	28	1	0	3	73	.227	0	1	0	0	0
2018	4.72	0-3	5	3	0	0/0	1	13.1	14	11	7	8	11	6	0	0	66	.255	3	2	0	0	1
TOTAL	3.77	1-3	17	5	0	0/1	1	31.0	29	17	13	14	39	7	0	3	139	.240	3	3	0	0	1

Battenfield, Peyton

Year	avg	gp-gs	ab	r	h	2b	3b	hr	rbi	tb	slg%	bb	hbp	so	gdp	ob%	sf	sh	sb-att	po	a	e	fld%
2017	.000	0-0	0	0	0	0	0	0	0	0	.000	0	0	0	0	.000	0	0	0-0	0	1	0	1.000
2018	.000	0-0	0	0	0	0	0	0	0	0	.000	0	0	0	0	.000	0	0	0-0	2	3	0	1.000
TOTAL	.000	0-0	0	0	0	0	0	0	0	0	.000	0	0	0	0	.000	0	0	0-0	2	4	0	1.000

Year	era	w-l	app	gs	cg	sho	sv	ip	h	r	er	bb	so	2b	3b	hr	bf	bavg	wp	hbp	bk	sfa	sha
2017	9.00	0-0	5	0	0	0/0	0	6.0	10	6	6	4	4	1	0	0	35	.333	0	1	0	0	0
2018	5.54	0-1	6	0	0	0/0	0	13.0	20	10	8	8	17	8	1	0	68	.339	0	0	0	1	0
TOTAL	6.63	0-1	11	0	0	0/0	0	19.0	30	16	14	12	21	9	1	0	103	.337	0	1	0	1	0

Boone, Trevor

Year	avg	gp-gs	ab	r	h	2b	3b	hr	rbi	tb	slg%	bb	hbp	so	gdp	ob%	sf	sh	sb-att	po	a	e	fld%
2017	.234	31-16	77	11	18	5	0	3	9	32	.416	6	2	25	2	.306	0	1	1-1	10	0	0	1.000
2018	.200	13-10	40	5	8	3	0	0	0	11	.275	0	2	9	0	.238	0	0	1-1	22	0	2	.917
TOTAL	.222	44-26	117	16	26	8	0	3	9	43	.368	6	4	34	2	.283	0	1	2-2	32	0	2	.941

Cabbiness, Cade

Year	avg	gp-gs	ab	r	h	2b	3b	hr	rbi	tb	slg%	bb	hbp	so	gdp	ob%	sf	sh	sb-att	po	a	e	fld%
2017	.274	42-31	124	20	34	7	2	2	15	51	.411	11	6	41	4	.359	1	0	1-3	45	2	2	.959
2018	.111	12-11	27	2	3	0	0	0	1	3	.111	7	1	14	0	.314	0	1	1-1	18	1	2	.905
TOTAL	.245	54-42	151	22	37	7	2	2	16	54	.358	18	7	55	4	.350	1	1	2-4	63	3	4	.943

Cash, Ryan

Year	avg	gp-gs	ab	r	h	2b	3b	hr	rbi	tb	slg%	bb	hbp	so	gdp	ob%	sf	sh	sb-att	po	a	e	fld%
2017	.274	40-35	135	26	37	1	1	0	9	40	.296	29	3	26	1	.413	0	10	1-5	55	106	7	.958
2018	.185	10-7	27	4	5	0	0	0	3	5	.185	6	0	9	0	.333	0	0	2-2	18	18	0	1.000
TOTAL	.259	50-42	162	30	42	1	1	0	12	45	.278	35	3	35	1	.400	0	10	3-7	73	124	7	.966

Dobbs, Cameron

Year	avg	gp-gs	ab	r	h	2b	3b	hr	rbi	tb	slg%	bb	hbp	so	gdp	ob%	sf	sh	sb-att	po	a	e	fld%
2017	.220	47-37	132	26	29	4	0	1	14	36	.273	23	3	36	0	.346	1	5	1-2	51	106	7	.957
2018	.160	13-10	25	5	4	2	0	0	0	6	.240	1	2	12	0	.250	0	2	0-0	12	29	3	.932
TOTAL	.210	60-47	157	31	33	6	0	1	14	42	.268	24	5	48	0	.332	1	7	1-2	63	135	10	.952

Elliott, Jensen

Year	avg	gp-gs	ab	r	h	2b	3b	hr	rbi	tb	slg%	bb	hbp	so	gdp	ob%	sf	sh	sb-att	po	a	e	fld%
2016	.000	0-0	0	0	0	0	0	0	0	0	.000	0	0	0	0	.000	0	0	0-0	4	22	2	.929
2017	.000	0-0	0	0	0	0	0	0	0	0	.000	0	0	0	0	.000	0	0	0-0	1	5	1	.857
TOTAL	.000	0-0	0	0	0	0	0	0	0	0	.000	0	0	0	0	.000	0	0	0-0	5	27	3	.914

Year	era	w-l	app	gs	cg	sho	sv	ip	h	r	er	bb	so	2b	3b	hr	bf	bavg	wp	hbp	bk	sfa	sha
2016	3.50	9-3	17	17	1	0/2	0	87.1	83	37	34	35	71	15	0	4	385	.248	10	8	0	3	4
2017	3.63	3-0	4	4	0	0/0	0	22.1	24	13	9	7	26	5	0	0	96	.276	1	0	0	1	1
TOTAL	3.53	12-3	21	21	1	0/2	0	109.2	107	50	43	42	97	20	0	4	481	.254	11	8	0	4	5



PLAYER CAREER STATISTICS

Hearrean, Cole

Year	avg	gp-gs	ab	r	h	2b	3b	hr	rbi	tb	slg%	bb	hbp	so	gdp	ob%	sf	sh	sb-att	po	a	e	fld%
2017	.000	0-0	0	0	0	0	0	0	0	0	.000	0	0	0	0	.000	0	0	0-0	3	6	0	1.000
2018	.000	0-0	0	0	0	0	0	0	0	0	.000	0	0	0	0	.000	0	0	0-0	0	3	0	1.000
TOTAL	.000	0-0	0	0	0	0	0	0	0	0	.000	0	0	0	0	.000	0	0	0-0	3	9	0	1.000

Year	era	w-l	app	gs	cg	sho	sv	ip	h	r	er	bb	so	2b	3b	hr	bf	bavg	wp	hbp	bk	sfa	sha
2017	4.38	0-4	26	1	0	0/2	0	24.2	26	15	12	11	26	9	1	0	112	.274	6	1	2	2	3
2018	2.08	0-0	5	0	0	0/0	0	4.1	4	2	1	2	4	0	0	0	21	.250	1	2	1	0	1
TOTAL	4.03	0-4	31	1	0	0/2	0	29.0	30	17	13	13	30	9	1	0	133	.270	7	3	3	2	4

Heasley, Jonathan

Year	avg	gp-gs	ab	r	h	2b	3b	hr	rbi	tb	slg%	bb	hbp	so	gdp	ob%	sf	sh	sb-att	po	a	e	fld%
2017	.000	0-0	0	0	0	0	0	0	0	0	.000	0	0	0	0	.000	0	0	0-0	4	7	1	.917
2018	.000	2-2	0	0	0	0	0	0	0	0	.000	0	0	0	0	.000	0	0	0-0	1	4	1	.833
TOTAL	.000	2-2	0	0	0	0	0	0	0	0	.000	0	0	0	0	.000	0	0	0-0	5	11	2	.889

Year	era	w-l	app	gs	cg	sho	sv	ip	h	r	er	bb	so	2b	3b	hr	bf	bavg	wp	hbp	bk	sfa	sha
2017	3.55	2-4	22	5	0	0/2	3	38.0	31	22	15	19	31	3	0	2	165	.230	2	5	0	4	2
2018	5.48	2-1	4	4	0	0/0	0	21.1	25	13	13	10	28	4	2	2	94	.313	2	1	1	2	1
TOTAL	4.25	4-5	26	9	0	0/2	3	59.1	56	35	28	29	59	7	2	4	259	.260	4	6	1	6	3

Leeper, Ben

Year	avg	gp-gs	ab	r	h	2b	3b	hr	rbi	tb	slg%	bb	hbp	so	gdp	ob%	sf	sh	sb-att	po	a	e	fld%
2016	.000	0-0	0	0	0	0	0	0	0	0	.000	0	0	0	0	.000	0	0	0-0	0	1	0	1.000
2018	.000	0-0	0	0	0	0	0	0	0	0	.000	0	0	0	0	.000	0	0	0-0	0	1	1	.500
TOTAL	.000	0-0	0	0	0	0	0	0	0	0	.000	0	0	0	0	.000	0	0	0-0	0	2	1	.667

Year	era	w-l	app	gs	cg	sho	sv	ip	h	r	er	bb	so	2b	3b	hr	bf	bavg	wp	hbp	bk	sfa	sha
2016	3.18	0-0	2	2	0	0/0	0	5.2	3	2	2	4	8	1	0	0	25	.150	2	1	0	0	0
2018	20.00	1-0	7	1	0	0/0	0	9.0	21	20	20	10	6	6	0	1	59	.467	1	2	0	0	2
TOTAL	13.50	1-0	9	3	0	0/0	0	14.2	24	22	22	14	14	7	0	1	84	.369	3	3	0	0	2

Lienhard, Joe

Year	avg	gp-gs	ab	r	h	2b	3b	hr	rbi	tb	slg%	bb	hbp	so	gdp	ob%	sf	sh	sb-att	po	a	e	fld%
2016	.000	0-0	0	0	0	0	0	0	0	0	.000	0	0	0	0	.000	0	0	0-0	0	1	0	1.000
2017	.000	3-3	0	0	0	0	0	0	0	0	.000	0	0	0	0	.000	0	0	0-0	5	11	1	.941
2018	.000	1-1	0	0	0	0	0	0	0	0	.000	0	0	0	0	.000	0	0	0-0	1	3	0	1.000
TOTAL	.000	4-4	0	0	0	0	0	0	0	0	.000	0	0	0	0	.000	0	0	0-0	6	15	1	.955

Year	era	w-l	app	gs	cg	sho	sv	ip	h	r	er	bb	so	2b	3b	hr	bf	bavg	wp	hbp	bk	sfa	sha
2016	3.38	1-0	15	2	0	0/1	0	18.2	14	10	7	12	18	2	1	0	80	.209	0	0	0	0	1
2017	4.66	3-3	22	10	0	0/1	0	65.2	69	37	34	32	60	10	0	5	296	.275	6	5	0	2	5
2018	6.28	1-1	5	2	0	0/0	0	14.1	25	11	10	9	15	4	1	0	72	.417	0	0	0	1	2
TOTAL	4.65	5-4	42	14	0	0/2	0	98.2	108	58	51	53	93	16	2	5	448	.286	6	5	0	3	8

Littell, Jon

Year	avg	gp-gs	ab	r	h	2b	3b	hr	rbi	tb	slg%	bb	hbp	so	gdp	ob%	sf	sh	sb-att	po	a	e	fld%
2015	.226	30-23	93	18	21	4	0	0	15	25	.269	8	1	23	1	.286	3	0	2-3	47	0	1	.979
2016	.258	58-57	198	28	51	9	1	2	23	68	.343	20	2	43	2	.332	0	8	4-6	83	5	0	1.000
2017	.262	47-43	164	19	43	9	1	4	28	66	.402	19	3	43	4	.348	1	4	1-2	73	3	4	.950
2018	.160	15-15	50	5	8	1	1	2	11	17	.340	11	2	11	0	.333	0	1	1-1	20	0	0	1.000
TOTAL	.244	150-138	505	70	123	23	3	8	77	176	.349	58	8	120	7	.329	4	13	8-12	223	8	5	.979

Neustifter, Michael

Year	avg	gp-gs	ab	r	h	2b	3b	hr	rbi	tb	slg%	bb	hbp	so	gdp	ob%	sf	sh	sb-att	po	a	e	fld%
2017	.213	35-27	108	14	23	6	0	5	11	44	.407	10	1	33	1	.286	0	0	0-1	198	16	0	1.000
2018	.188	13-4	32	1	6	0	0	0	3	6	.188	3	0	5	1	.257	0	0	1-1	28	1	0	1.000
TOTAL	.207	48-31	140	15	29	6	0	5	14	50	.357	13	1	38	2	.279	0	0	1-2	226	17	0	1.000



PLAYER CAREER STATISTICS

Rosa, Andrew

Year	avg	gp-gs	ab	r	h	2b	3b	hr	rbi	tb	slg%	bb	hbp	so	gdp	ob%	sf	sh	sb-att	po	a	e	fld%
2014	.243	21-9	37	9	9	1	0	1	6	13	.351	6	0	11	0	.349	0	1	2-2	7	18	2	.926
2015	.333	9-0	9	2	3	1	0	1	2	7	.778	2	0	2	0	.455	0	0	0-0	1	2	1	.750
2016	.257	33-15	70	12	18	2	0	0	11	20	.286	10	5	14	1	.388	0	1	3-5	50	2	0	1.000
2017	.211	42-34	133	21	28	7	1	3	14	46	.346	11	7	30	2	.305	0	2	7-10	146	50	3	.985
2018	.318	15-13	44	17	14	3	2	1	7	24	.545	6	8	11	1	.467	2	0	3-3	33	13	1	.979
TOTAL	.246	120-71	293	61	72	14	3	6	40	110	.375	35	20	68	4	.363	2	4	15-20	237	85	7	.979

Scott, Parker

Year	avg	gp-gs	ab	r	h	2b	3b	hr	rbi	tb	slg%	bb	hbp	so	gdp	ob%	sf	sh	sb-att	po	a	e	fld%
2017	6.75	0-0	6	2	0	0/0	0	8.0	11	6	6	2	9	2	0	0	37	.333	0	1	0	0	1
TOTAL	6.75	0-0	6	2	0	0/0	0	8.0	11	6	6	2	9	2	0	0	37	.333	0	1	0	0	1

Simpson, Colin

Year	avg	gp-gs	ab	r	h	2b	3b	hr	rbi	tb	slg%	bb	hbp	so	gdp	ob%	sf	sh	sb-att	po	a	e	fld%
2016	.212	32-17	85	15	18	3	1	2	9	29	.341	10	1	31	0	.302	0	0	0-0	36	9	1	.978
2017	.277	53-46	191	28	53	8	0	11	40	94	.492	29	2	47	5	.373	3	0	3-4	252	24	1	.996
2018	.333	15-15	60	12	20	7	0	4	16	39	.650	6	0	15	1	.382	2	0	0-1	91	11	1	.990
TOTAL	.271	100-78	336	55	91	18	1	17	65	162	.482	45	3	93	6	.357	5	0	3-5	379	44	3	.993

Teel, Carson

Year	avg	gp-gs	ab	r	h	2b	3b	hr	rbi	tb	slg%	bb	hbp	so	gdp	ob%	sf	sh	sb-att	po	a	e	fld%
2016	.000	0-0	0	0	0	0	0	0	0	0	.000	0	0	0	0	.000	0	0	0-0	0	2	0	1.000
2017	.000	0-0	0	0	0	0	0	0	0	0	.000	0	0	0	0	.000	0	0	0-0	5	11	0	1.000
2018	.000	0-0	0	0	0	0	0	0	0	0	.000	0	0	0	0	.000	0	0	0-0	1	4	0	1.000
TOTAL	.000	0-0	0	0	0	0	0	0	0	0	.000	0	0	0	0	.000	0	0	0-0	6	17	0	1.000
Year	era	w-l	app	gs	cg	sho	sv	ip	h	r	er	bb	so	2b	3b	hr	bf	bavg	wp	hbp	bk	sfa	sha
2016	2.70	1-0	17	0	0	0/1	0	16.2	15	11	5	10	17	1	0	2	76	.234	4	1	0	0	1
2017	3.06	5-4	28	3	0	0/1	3	64.2	53	26	22	20	77	9	0	8	269	.217	3	2	0	0	3
2018	1.45	2-0	8	0	0	0/0	3	18.2	11	3	3	3	25	1	1	1	68	.175	0	0	0	0	2
TOTAL	2.70	8-4	53	3	0	0/2	6	100.0	79	40	30	33	119	11	1	11	413	.213	7	3	0	0	6

Varela, C.J.

Year	avg	gp-gs	ab	r	h	2b	3b	hr	rbi	tb	slg%	bb	hbp	so	gdp	ob%	sf	sh	sb-att	po	a	e	fld%
2017	.000	0-0	0	0	0	0	0	0	0	0	.000	0	0	0	0	.000	0	0	0-0	1	2	0	1.000
2018	.000	0-0	0	0	0	0	0	0	0	0	.000	0	0	0	0	.000	0	0	0-0	1	5	0	1.000
TOTAL	.000	0-0	0	0	0	0	0	0	0	0	.000	0	0	0	0	.000	0	0	0-0	2	7	0	1.000
Year	era	w-l	app	gs	cg	sho	sv	ip	h	r	er	bb	so	2b	3b	hr	bf	bavg	wp	hbp	bk	sfa	sha
2017	5.11	2-1	13	4	0	0/1	1	24.2	23	14	14	11	23	0	0	4	108	.253	0	2	0	1	3
2018	2.45	1-0	4	3	0	0/0	0	14.2	11	5	4	7	11	2	0	1	62	.216	1	1	0	0	2
TOTAL	4.12	3-1	17	7	0	0/1	1	39.1	34	19	18	18	34	2	0	5	170	.239	1	3	0	1	5

Wacker, Travis

Year	avg	gp-gs	ab	r	h	2b	3b	hr	rbi	tb	slg%	bb	hbp	so	gdp	ob%	sf	sh	sb-att	po	a	e	fld%
2017	.205	17-14	44	5	9	2	0	1	12	14	.318	8	1	22	1	.333	1	1	0-2	118	17	2	.985
2018	.000	5-0	0	0	0	0	0	0	0	0	.000	0	0	0	0	.000	0	0	0-0	5	0	0	1.000
TOTAL	.205	22-14	44	5	9	2	0	1	12	14	.318	8	1	22	1	.333	1	1	0-2	123	17	2	.986



The Last Time...

A Cowboy Hitter Had...

8+ At Bats in a Game:	Gage Green & Corey Hassel (8) vs. Texas, April 3, 2015
5+ Hits in a Game:	Garrett McCain (5) vs. Kansas, April 13, 2017
6 Runs in a Game:	Gage Green (tied school record) vs. Alcorn State, March 11, 2015
5 Runs in a Game:	Dean Green vs. Alabama A&M, March 23, 2010 (Game 2)
3 Doubles in a Game:	Donnie Walton vs. Oakland, Feb. 22, 2014 (Game 1)
2 Triples in a Game:	Dane Phillips vs. Arkansas-Pine Bluff, March 22, 2011
A Grand Slam:	Ryan Sluder vs. Oral Roberts, May 16, 2017
A Pinch-Hit Home Run:	Andrew Rosa vs. Texas Tech, April 5, 2014
Hit For the Cycle:	Garrett Benges vs. Missouri State, June 2, 2017
10 RBI in a Game:	Jason Heath vs. Kansas State, April 24, 1993
9 RBI in a Game:	Robbie Rea vs. Alabama A&M, March 10, 2012 (Game 1)
8 RBI in a Game:	Adam Carr vs. Kansas, May 22, 2005
7 RBI in a Game:	Kevin David vs. Arkansas-Pine Bluff, April 14, 2009 (Game 2)
6 RBI in a Game:	Zach Fish vs. Oklahoma, May 21, 2014
5 RBI in a Game:	Colin Simpson vs. West Virginia, May 25, 2017
10+ Total Bases:	Colin Simpson (11) vs. West Virginia, May 25, 2017
5 Walks in a Game:	Corey Brown vs. Texas Tech, May 11, 2007
4 Walks in a Game:	Ryan Cash vs. Oral Roberts, June 3, 2017
4 Strikeouts in a Game:	Dustin Williams and Garrett Benges vs. West Virginia, May 27, 2017
Stole Home:	Garrett McCain vs. Oklahoma, May 19, 2017
4 Stolen Bases in a Game:	Garrett McCain vs. Incarnate Word, March 1, 2016
3 Stolen Bases in a Game:	Gage Green vs. Southeastern Oklahoma State, March 20, 2013
3 HRs in a Game:	Robbie Rea vs. Alabama A&M, March 10, 2012 (Game 1)
2 HRs in a Game:	Colin Simpson vs. West Virginia, May 25, 2017
HRs in Consecutive At Bats:	Colin Simpson vs. West Virginia (6th & 8th innings), April 2, 2017
Inside-the-Park Home Run:	Kevin Bradley vs. Alcorn State, March 11, 2015
2 Hits in an Inning:	Garrett Benges vs. Texas State, (3rd inn.), Feb. 24, 2017
3 Hits in an Inning:	Toby Rhodes vs. Grambling, Feb. 11, 2000 (Tied for NCAA Record)
3 HBP in a Game:	Rafael Thomas vs. Western Illinois, March 18, 2009 (Game 2)
Led Off Game with HR:	Devin Shines vs. Texas Tech, May 21, 2011
Walk-Off Home Run:	Ryan Sluder vs. Dallas Baptist, April 21, 2015

A Cowboy Pitcher Had...

A Complete Game:	Tyler Buffett vs. West Virginia, March 31, 2017
A Complete Game (7 Innings):	Jason Hursh vs. NJIT, Feb. 23, 2013 (Game 1 - run-rule)
A Complete Game by a Freshman:	Jensen Elliott vs. West Virginia, April 3, 2016
Four-Straight Complete Games:	Spencer Grogan vs. Kansas State 4/25; Kansas 4/17; Baylor 4/11; Texas A&M 4/3, 2004
Consecutive Complete Games:	Thomas Hatch vs. TCU, April 22, 2016; vs. Texas, April 30, 2016; vs. Prairie View A&M, May 6, 2016
Consecutive Complete Games (7 Innings):	Matt Smith at Baylor (9), April 18, 1998; vs. Nebraska (7), April 24, 1998
A Shutout:	Thomas Hatch vs. Prairie View A&M, May 6, 2016
A Shutout (7 Innings):	Frank Bludau vs. Kansas, March 19, 2000
Consecutive Shutouts:	Thomas Hatch vs. TCU, April 22, 2016; vs. Texas, April 30, 2016; vs. Prairie View A&M, May 6, 2016
A Combined Shutout:	Blake Battenfield (6.0), Carson Teel (2.0) & Trey Cobb (1.0) vs. Texas Tech, May 24, 2017
A Combined Shutout (7 Innings):	Andrew Oliver (5), Brandon Adams (0.1) & Justin Friend (1.2) vs. Texas Tech, May 13, 2007
A Shutout by a Freshman:	Matt Smith vs. Nebraska, April 24, 1998
Hit Four Batters in a Game:	Matt Gardner vs. La Salle, Feb. 16, 2007
A Three-Pitch Inning:	Rick Rivas (5th inn.) vs. Dallas Baptist, April 11, 2006
Had 10+ Strikeouts in a Game:	Carson Teel (10) vs. Eastern Michigan, March 9, 2018
A 1-Hit Game:	Matt Smith vs. Nebraska, April 24, 1998
A Combined 1-Hit Game:	Blake Battenfield (7.0), Jake Cowan (1.1), Cole Hearrean (0.1) & Jonathan Heasley (0.1) vs. New Mexico, March 14, 2017
A No-Hitter:	Bob Richardson vs. Houston, March 26, 1968
A No-Hitter (7 Innings):	Joe Giordanella vs. Oklahoma, April 1, 1985
A Combined No-Hitter:	Jason Bell (5.2), Brent Nichols (1.1), Rob Gaiko (1) & Marcus Cuper (1) vs. Missouri Southern, March 16, 1993



The Last Time...

Oklahoma State (The Team)...

Scored 30+ Runs:	30 vs. Western Illinois, March 18, 2009 (Game 1)
Scored 20+ Runs:	24 vs. Oklahoma, April 7, 2015
Scored 10+ Runs in an Inning:	12 (6th inn.) vs. Alabama A&M, March 23, 2010 (Game 2)
Had 20+ Hits:	22 vs. Arizona State, Feb. 21, 2017
Had 7+ Doubles:	10 vs. Minnesota, March 6, 2011
Did Not Strikeout:	vs. Kansas, May 2, 2010
Had 4+ Triples:	4 vs. Arkansas-Pine Bluff, March 23, 2011
Had 10+ HRs:	11 vs. Chicago State, Feb. 24, 1999
Had 8 HRs:	8 vs. Kansas, April 15, 2006
Had 10+ Walks:	10 vs. Saint Louis, March 1, 2017
Had 10+ Stolen Bases:	11 vs. Wichita State, April 27, 1956
Allowed Less Than Three Hits:	1 vs. New Mexico, March 14, 2017
Was Shut Out:	vs. Texas, April 28, 2017
Was Shut Out at Home:	vs. Texas, April 28, 2017
Was Shut Out On The Road:	vs. Grand Canyon, Feb. 20, 2017
Had Back-to-Back Homers:	Cade Cabbiness and Michael Neustifter (2nd inn.) vs. Lamar, May 5, 2017
Had Three Consecutive Homers:	Ty Wright/Shelby Ford/Tyler Mach vs. Western Illinois, Feb. 24, 2006
Struck Out 15+ Times:	18 vs. Kansas, April 15, 2017
Turned a Triple Play:	vs. Cal State Fullerton, May 31, 2014
Was Held to 2 or Less Hits:	2 vs. Oral Roberts, May 2, 2017
Committed 4+ Errors in a Game:	4 vs. Eastern Michigan, March 9, 2018*
Won Both Games of a Doubleheader:	vs. Oklahoma, May 20, 2017
Lost Both Games of a Doubleheader:	vs. Texas, April 14, 2012

An Opponent...

Threw a No-Hitter:	Nick Schmidt (6), Brian McLelland (1) and Devin Collis (2), Arkansas, Feb. 11, 2006
Threw a One-Hitter:	B.R. Cook, Oregon State, Feb. 18, 1999
Hit 3 HRs:	Charlie Llewellyn, Texas-Arlington, March 10, 1993
Hit 2 HRs:	Jeremy Eierman, Missouri State, 2017
Had Back-to-Back HRs:	Aaron Dodson and Davis Wendzel (4th inn.), Baylor, May 13, 2017
Hit a Grand-Slam:	Jake Scudder (2nd inn.), Kansas State, April 7, 2017
Had 5+ Hits in a Game:	Kyle Giusti (5), Abilene Christian, March 13, 2014
Had 6+ RBI in a Game:	Michael Davis (7), Texas Tech, April 10, 2016
Scored 10+ Runs in an Inning:	UCLA (10 in the 6th inn.), May 26, 1997
Had a Pinch-Hit Home Run:	Lenni Kunert, Northwestern State, March 19, 2017
Pitched a Complete Game:	Shane Bieber, UC Santa Barbara, June 18, 2016
Had 10+ Strikeouts in a Game:	Morgan Cooper (11), Texas, April 28, 2017

italics — occurred during 2018 season

* — most recent occurrence in 2018