



COWBOY BASKETBALL

OPENING ROUND OPPONENT

Opponent: [7] Florida Gulf Coast (23-11, 12-2 ASUN)

Date / Tipoff: March 13, 2018 / 8 p.m. CT

Site: Gallagher-Iba Arena (Capacity: 13,611)

Series: First Meeting

Tickets: okstate.com/ticket or 877-ALL-4-OSU

TV: ESPN2 (Chuckie Kempf, Tim Welsh)

Radio: Cowboy Radio Network (Dave Hunziker, John Holcomb)

Satellite Radio: TBA

Live Stats: okstate.statbroadcast.com

2017-18 TEAM STATS/NCAA RANKING

Category	NCAA Rank	Value	NCAA Rank	Value
Scoring Offense	95	76.4	30	81.7
Scoring Defense	196	73.1	157	71.6
Scoring Margin	131	+3.3	28	+10.1
Field-Goal Percentage	223	43.7	13	49.7
Field-Goal Percentage Defense	173	43.8	82	42.4
Three-Point Field-Goal Percentage	194	34.6	112	36.3
Three-Point FG% Defense	294	37.0	57	32.8
Free-Throw Percentage	32	76.2	69	74.2
Rebound Margin	110	+1.9	26	+5.8
Assists Per Game	132	14.2	63	15.4
Assist/Turnover Ratio	182	+1.07	152	+1.1
Blocked Shots Per Game	77	4.0	256	2.8
Steals Per Game	121	6.6	57	7.3
Turnover Margin	103	+1.0	177	+0.1
Offensive Rebounds	23	12.58	139	10.62
Turnovers Forced	76	14.36	87	14.12

OKLAHOMA STATE SCHEDULE/RESULTS

Date	Opponent	Time/Result	TV
Nov. 10	Pepperdine	W 78-47	FCS
Nov. 13	Charlotte	W 83-65	Fox-Plus
Nov. 16	Oral Roberts	W 91-48	Fox-Plus
Nov. 20	vs. 16/19 Texas A&M @	L 55-72	ESPN2
Nov. 21	vs. Pittsburgh @	W 73-67	ESPN2
Nov. 26	Houston Baptist	W 101-74	FSOK
Nov. 29	Austin Peay	W 79-63	Fox-Plus
Dec. 3	Mississippi Valley State	W 83-62	FSOK
Dec. 9	6/6 Wichita State	L 66-78	ESPN2
Dec. 16	vs. 19/19 Florida State #	W 71-70	FS2
Dec. 19	Tulsa	W 71-59	FSOK
Dec. 22	UT-Rio Grande Valley	W 102-83	FSOK
Dec. 29	7/7 West Virginia *	L 79-85	ESPN2
Jan. 3	at 7/7 Oklahoma *	L 89-109	ESPN2
Jan. 6	Iowa State *	W 96-87 OT	ESPN2
Jan. 10	at Kansas State *	L 82-86	ESPN2
Jan. 13	Texas *	W 65-64	ESPN2
Jan. 15	at Baylor *	L 60-76	ESPN2
Jan. 20	4/6 Oklahoma *	W 83-81 OT	ESPN2
Jan. 23	at 14/14 Texas Tech *	L 70-75	ESPN2
Jan. 27	at Arkansas %	L 65-66	ESPN2
Jan. 30	TCU *	L 66-79	ESPN2
Feb. 3	at 7/7 Kansas *	W 84-79	CBS
Feb. 6	Baylor *	L 66-67	ESPN2
Feb. 10	at 19/17 West Virginia *	W 88-85	ESPN2
Feb. 14	Kansas State *	L 72-82	ESPN2
Feb. 17	at TCU *	L 70-90	ESPN2
Feb. 21	6/7 Texas Tech *	W 79-71	ESPN2
Feb. 24	at Texas *	L 64-65	LHN
Feb. 27	at Iowa State *	W 80-71	ESPN2
March 3	6/6 Kansas *	W 82-64	ESPN2
March 7	[9] Oklahoma ^	W 71-60	ESPN2
March 8	[1] 9/9 Kansas ^	L 68-82	ESPN2
March 13	[7] Florida Gulf Coast !	8 p.m.	ESPN2

* Big 12 Conference Game

^ Big 12 Championship • Sprint Center (Kansas City)

! National Invitation Tournament (Stillwater, Okla.)

@ Legends Classic • Barclays Center (Brooklyn, N.Y.)

Orange Bowl Classic • BB&T Center (Sunrise, Fla.)

% Big 12/SEC Challenge

2018 NATIONAL INVITATION TOURNAMENT ► OPENING ROUND GAME ► MARCH 13, 2018



[2] OKLAHOMA STATE

19-14, 8-10 Big 12 ► Head Coach: Mike Boynton, Jr.




[7] FGCU

23-11, 12-2 ASUN ► Head Coach: Joe Dooley



OKLAHOMA STATE PROBABLE STARTERS



Point Guard

1 KENDALL SMITH | 6-3 | 190 | GR. | ANTIOCH, CALIF.

MIN.	PPG	RPG	APG	BPG	SPG	FG%	3FG%	FT%
26.6	12.9	2.9	2.9	0.0	1.0	41.7	39.4	68.9

► 2nd at OSU in +/- (183) ... 47.3 3fg% in Big 12 play ranked 2nd ... Since Jan 20: 16.4 ppg, 44.8 3fg%.



Guard

21 LINDY WATERS III | 6-6 | 205 | SO. | NORMAN, OKLA.

MIN.	PPG	RPG	APG	BPG	SPG	FG%	3FG%	FT%
25.6	10.0	3.6	1.8	0.7	1.0	41.0	31.8	77.1

► OSU leader in charges taken (17) ... 61.9 3fg% over last 6 games ... Plays positions 1-4 each game.



Guard

30 JEFFREY CARROLL | 6-6 | 220 | R-SR. | ROWLETT, TEXAS

MIN.	PPG	RPG	APG	BPG	SPG	FG%	3FG%	FT%
30.8	15.1	6.2	1.7	0.2	0.8	41.1	32.8	76.1

► 2x All-Big 12 selection ... 15.6 ppg in Big 12 play ranked 9th ... 1,363 career pts (T20th at OSU).



Forward

12 CAMERON MCGRIF | 6-7 | 220 | SO. | GRAND PRAIRIE, TEXAS

MIN.	PPG	RPG	APG	BPG	SPG	FG%	3FG%	FT%
23.7	8.7	5.5	0.8	0.6	0.8	50.0	40.0	86.7

► 86.7 ft% 37th in NCAA ... 4 18+ point games since Feb ... Road in '18: 11.5 ppg, 6.3 rpg, 43.5 3fg%.



Forward

41 MITCHELL SOLOMON | 6-9 | 245 | SR. | BIXBY, OKLA.

MIN.	PPG	RPG	APG	BPG	SPG	FG%	3FG%	FT%
23.9	8.3	6.4	1.5	1.0	0.9	55.0	20.7	86.6

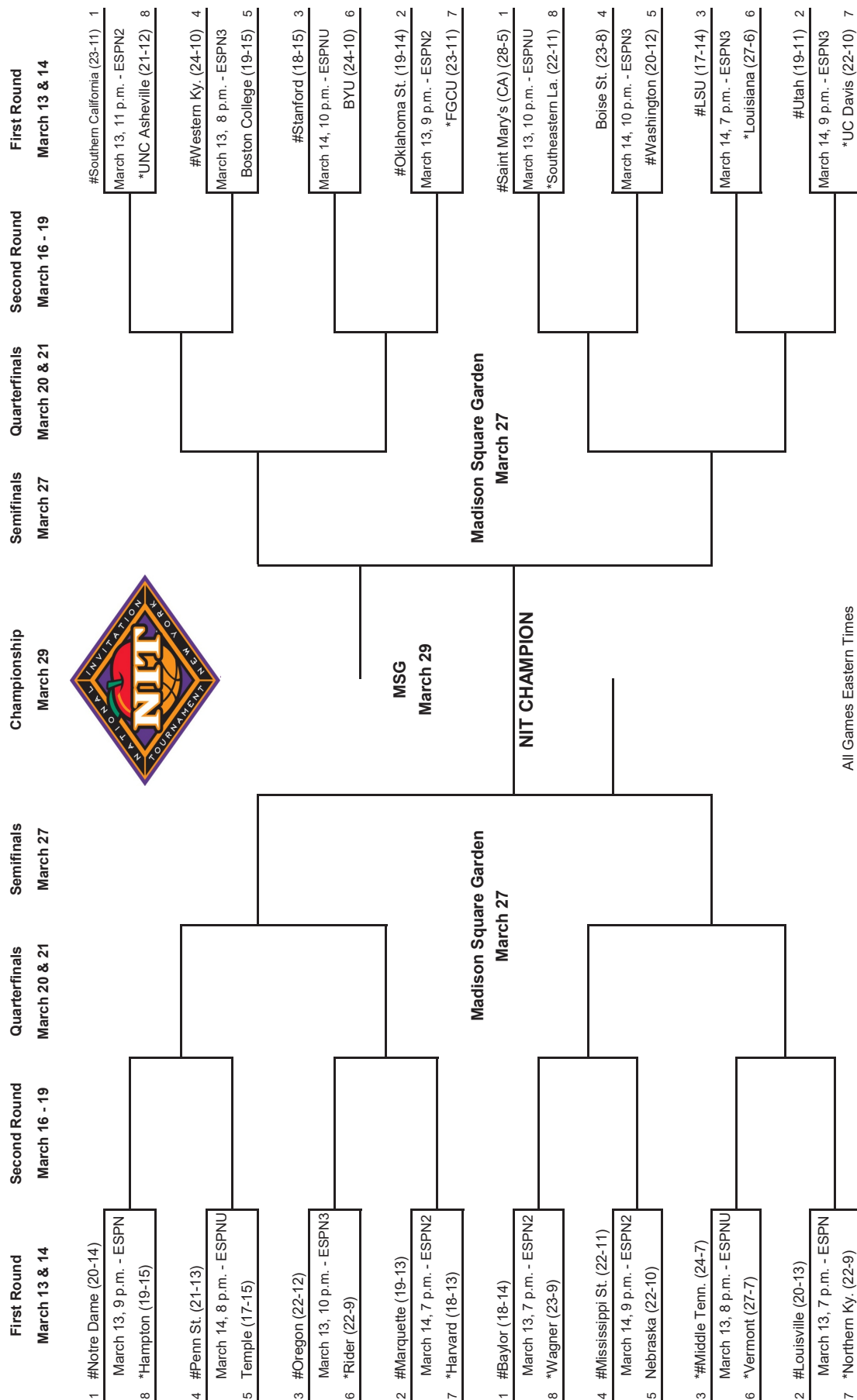
► Boynton: "He's our MVP" ... 3.1 O-Reb ranks 32nd NCAA ... 2X Academic All-Big 12 selection.

COWBOY RESERVES

No.	Name	Pos	Ht	Wt	Class	Hometown	Points	Reb	Other
0	Brandon Averette	G	5-11	185	So.	Richardson, Texas	6.3	1.8	3.0 apg
4	Thomas Dziagwa	G	6-4	180	So.	Temple Terrace, Fla.	5.2	1.1	38.2 3fg%
5	Tavarius Shine	G/SF	6-6	200	Jr.	Irving, Texas	9.6	3.4	1.8 apg
14	Lucas N'Guessan	F/C	7-0	220	So.	De Lier, The Netherlands	1.5	1.9	0.4 bpg
23	Michael Weathers	G	6-2	170	So.	Roeland Park, Kan.	-	-	-
33	Trey Reeves	F	6-4	215	So.	Gans, Okla.	0.3	0.3	2.8 mpg
35	Yankuba Sima	F/C	6-11	225	Jr.	Girona, Spain	3.8	3.3	1.2 bpg

FGCU PROBABLE STARTERS

No.	Name	Pos	Ht	Wt	Class	Hometown	Points	Reb	Other
0	Brandon Goodwin	G	6-2	180	Sr.	Norcross, Ga.	18.6	5.5	4.8 apg
5	Zach Johnson	G	6-2	195	Jr.	Miami, Fla.	15.9	3.3	3.0 apg
11	Christian Terrell	G	6-5	187	Sr.	Jacksonville, Fla.	12.1	5.0	3.0 apg
32	Antravious Simmons	F	6-9	250	Sr.	Miami, Fla.	7.1	5.0	57.8 fg%
24	Michael Gilmore	F	6-10	210	Jr.	Jacksonville, Fla.	6.6	5.6	35.3 3FG%



All Games Eastern Times

*Automatic Qualifiers - Regular Season Conference Champions

#Host Institution

© Copyright 2018 NIT, L.L.C.



COACH CAPSULE / ROSTER / MEDIA CALENDAR

HEAD COACH MIKE BOYNTON

First season | South Carolina, '03



► One of the nation's brightest up-and-coming coaches, Mike Boynton has taken the reigns of the Cowboy basketball program. Boynton helped engineer Oklahoma State's run to the NCAA Tournament as an assistant coach in 2016-17, was an architect of Stephen F. Austin's successful three year run and helped revitalize the South Carolina program as both a player and assistant.

► With over a dozen years of experience at the Division I level, Boynton has been a part of seven combined postseason runs as a coach and a player, including NCAA Tournament appearances in each of the last four years.

► His philosophy on life and the game of basketball can be summed up in his favorite saying – let's work – and his Cowboy teams will be a living embodiment of that, with hard-nosed defense and up-tempo attack.

THEY SAID IT

MIKE YOUNG, Wofford head coach

"What has impressed me most about him as a basketball coach is that he's got everything. He hasn't presented himself in the coaching field as just a recruiter or a defensive specialist – he's just a basketball coach."

GEORGE RAVELING, 22-year head coaching veteran

"I sincerely believe that Mike is in the category of what I like to call, 'the young, the best and the brightest.' There's no doubt in my mind that Oklahoma State will be richly rewarded on and off the court because of his presence."

PHIL FORTE III, former OSU guard

"He's a coach you want to play for. For players, he's a fun coach to be around; a fun coach to play for. That's very important in coaching, might be more important than the Xs and Os part, getting the players to want to play for that coach, play hard for him."

COACHING CAREER

Year	School	Role
2017-Pr.	Oklahoma State	Head Coach
2016-17	Oklahoma State	Asst. Coach
2013-16	Stephen F. Austin	Asst. Coach
2008-13	South Carolina	Asst. Coach
2007-08	Wofford	Assoc. HC
2005-07	Coastal Carolina	Asst. Coach
2004-05	Furman	Grad. Man.

THE BOYNTON FILE

- Birthday: Jan. 17, 1982
- Degree: African American Studies, '03
- Playing Career: South Carolina (2001-04)
- Academic Awards: SEC Community Service Post-Graduate Scholarship

NUMERICAL ROSTER

No.	Name	Pos	Ht	Wt	Class	Hometown / Previous
0	Brandon Averette	G	5-11	185	So.	Richardson, Texas / Richardson HS
1	Kendall Smith	G	6-3	190	Gr.	Antioch, Calif. / CSUN
4	Thomas Dziagwa	G	6-4	180	So.	Tampa, Fla. / Tampa Catholic HS
5	Tavarius Shine	G/F	6-6	200	R-Jr.	Irving, Texas / MacArthur HS (Fork Union Military)
12	Cameron McGriff	F	6-7	220	So.	Grand Prairie, Texas / South Grand Prairie HS
14	Lucas N'Guessan	F/C	7-0	220	So.	De Lier, Netherlands / Canarias Academy
21	Lindy Waters III	G	6-6	205	So.	Norman, Okla. / Norman North HS
23	Michael Weathers	G	6-2	170	So.	Roeland Park, Kan. / Miami (OH)
30	Jeffrey Carroll	G/F	6-6	220	R-Sr.	Rowlett, Texas / Rowlett HS
33	Trey Reeves	F	6-4	215	So.	Gans, Okla. / Muldrow HS
35	Yankuba Sima	F/C	6-11	225	Jr.	Girona, Spain / St. John's
41	Mitchell Solomon	F	6-9	250	Sr.	Bixby, Okla. / Bixby HS

ALPHABETICAL ROSTER

No.	Name	Pos	Ht	Wt	Class	Hometown / Previous
0	Brandon Averette	G	5-11	185	So.	Richardson, Texas / Richardson HS
30	Jeffrey Carroll	G/F	6-6	220	R-Sr.	Rowlett, Texas / Rowlett HS
4	Thomas Dziagwa	G	6-4	180	So.	Tampa, Fla. / Tampa Catholic HS
12	Cameron McGriff	F	6-7	220	So.	Grand Prairie, Texas / South Grand Prairie HS
14	Lucas N'Guessan	F/C	7-0	220	So.	De Lier, Netherlands / Canarias Academy
33	Trey Reeves	F	6-4	215	So.	Gans, Okla. / Muldrow HS
5	Tavarius Shine	G/F	6-6	200	R-Jr.	Irving, Texas / MacArthur HS (Fork Union Military)
35	Yankuba Sima	F/C	6-11	225	Jr.	Girona, Spain / St. John's
1	Kendall Smith	G	6-3	190	Gr.	Antioch, Calif. / CSUN
41	Mitchell Solomon	F	6-9	250	Sr.	Bixby, Okla. / Bixby HS
21	Lindy Waters III	G	6-6	205	So.	Norman, Okla. / Norman North HS
23	Michael Weathers	G	6-2	170	So.	Roeland Park, Kan. / Miami (OH)

COACHES

Head Coach: Mike Boynton, First season (South Carolina, '03)
 Assistant Coach: John Cooper, First Season (Wichita State, '91)
 Assistant Coach: David Tontaxis, First Season (South Florida, '00)
 Assistant Coach: Scott Sutton, First Season (Oklahoma State, '95)
 Assistant AD/Basketball: Lance Troester, First Season (Iowa State, '02)
 Director of Player Development: Keiton Page, Sixth season (Oklahoma State, '12)
 Video Coordinator: Dre Denbow, First season (Florida Gulf Coast, '14)
 Strength & Conditioning Coach: Jake Manzelmann, 12th season (Northeastern State, '00)
 Athletic Trainer: Kevin Blaske, 7th season (Missouri Southern, '86)

PRONUNCIATIONS

0	Brandon Averette	AA-vur-ette
4	Thomas Dziagwa	DZZ-awg-wuh
5	Tavarius Shine	tuh-VAR-iss
14	Lucas N'Guessan	guess-ON
35	Yankuba Sima	YAWN-coo-buh SEE-muh

WEEKLY MEDIA CALENDAR

12 Monday	13 Tuesday	14 Wednesday	15 Thursday	16 Friday	17 Saturday	18 Sunday
3-4:30 p.m. Practice	Game 34 NIT Opening Round vs. [7] FGCU	TBA	TBA	TBA	TBA	TBA
Media Availability Following Practice	TV: ESPN2					

COMMUNICATIONS CONTACT: STEPHEN HOWARD

Email: stephen.howard@okstate.edu ► Office: 405-744-7756 ► Cell: 817-793-5199 ► Twitter: @showardsid



GAME NOTES

THE BASICS

► Oklahoma State (19-14, 8-10 Big 12) earned the program's 40th post-season berth and will host Florida Gulf Coast while seeking win No. 20 on the season in the opening round of the National Invitation Tournament on Tuesday night. The Cowboys earned a No. 2 seed, which matched its highest NIT bid, while FGCU will enter Gallagher-Iba Arena as a No. 7 seed. Better known as "Dunk City" from its magical run to the Sweet 16 in 2013, FGCU is making its sixth straight postseason appearance, and features a dynamic guard in Brandon Goodwin. The ASUN Player of the Year just 16 points shy of breaking his own school record for points in a season.

ON THE AIR

► The matchup between the Cowboys and Eagles will air Tuesday on ESPN2 at 8 p.m. Central. Chuckie Kempf and Tim Welsh will handle the on-air duties. ESPN3.com and the WatchESPN app will carry the webcast. As always, Dave Hunziker and John Holcomb will have the Cowboy Radio Network call.

OKLAHOMA STATE SNAPSHOT



► The OSU Postseason Resume

- Oklahoma State enters the postseason with five RPI Quadrant 1 wins, which is tied for the 20th most nationally. OSU ranked second nationally in Q1 games played at 17.
- The Cowboys are tied for the national lead with four wins over top-10 opponents and six total ranked victories. The four top-10 wins set a new school record.
- OSU won eight games over teams in the NCAA Tournament, which is the most among all teams to not make the field.
- Oklahoma State has seven wins over teams ranked in the top 54 of the current NCAA RPI system. Four of those seven wins came away from home.
- OSU has four wins over teams ranked in KenPom's current top 15 and nine wins over teams in KenPom's current top 50.
- OSU is one of just eight teams to take down multiple ranked opponents in true road games.
- OSU has faced the nation's 21st-toughest schedule according to KenPom, and the NCAA RPI rates OSU's conference schedule as the fourth toughest nationally.
- OSU has faced eight Quadrant 4 opponents, but there is a bit of bad luck involved in that figure. The Cowboys faced Pittsburgh in the Legends Classic and couldn't have estimated the Panthers would have an RPI of 217. Pitt's five-year RPI average entering the 2017-18 season was 58.4. Oral Roberts (180.4), Charlotte (180.8) and Pepperdine (181.1) also showed much higher five-year RPI averages than their current ranking.

► All-Big 12 Conference Selection

Just hours after helping lead the Cowboys to a sweep of Kansas, Oklahoma State senior guard Jeffrey Carroll was named to the Phillips 66 All-Big 12 Conference third team. This is Carroll's second career All-Big 12 honor after earning second-team recognition as a junior. He ranks ninth in the league in scoring with 15.1 points per game and 10th in rebounding at 6.2 boards per game, which makes him one of two Big 12 players to rank among the top 10 in those two categories. He is one of just 14 players in school history - and one of just eight Cowboys listed 6-6 or shorter - to rank in the top 25 in school history in both career scoring and rebounding. The senior now ranks 20th in school history with 1,363 career points and tied for 23rd in rebounding with 562 career boards.

► The 500-100-50 Club

Mitchell Solomon was named AP All-Big 12 Conference honorable mention, and recently joined an exclusive club of Cowboys with 500 rebounds, 100 blocks and a career shooting percentage of 50.0 or better. Mike Boynton calls Mitchell Solomon the team's MVP for his leadership, rebounding and hustle plays. Solomon, who ranks third in the Big 12 in offensive rebounds at 3.2 per game, has 301 career offensive boards to his credit, which ranks fourth in Cowboy basketball history. Solomon has 14 double-digit scoring performances this season, which are the most by an OSU player listed 6-9 or taller since Marcus Dove had 14 double-digit games in 2007-08.

► Cowboy Quick Hitters

- OSU appears to have a magic number when it comes to 3-pointers. The Cowboys are 16-2 when they make nine or more 3-pointers in a game, and 3-12 when they hit eight or less.
- The Cowboys entered the Big 12 Championship ranked ninth in the league with a 3-point percentage of 34.7 percent, but is shooting 39.2 percent as a team over the last six games. Over this span, Lindy Waters is 13-of-21 (.619), Cameron McGriff is 9-of-17 (.529) and Kendall Smith is 10-of-27 (.370).
- OSU ranks 32nd nationally and second in the Big 12 with a 76.2 percent clip from the free throw line. Every Cowboy with at least 50 attempts is shooting 68.9 percent or better from the stripe on the year.

IN THE POWER RANKINGS

(as of March 11)	OSU	FGCU
AP/Coaches Poll	NR/NR	NR/NR
NCAA RPI	88	172
Ken Pomeroy	56	132
Jeff Sagarin	47	129
ESPN BPI	57	109



BIG 12 STANDINGS

(As of March 10)

School	Big 12	Overall	Pct.
Kansas	13 - 5	27 - 7	.794
Texas Tech	11 - 7	24 - 9	.727
West Virginia	11 - 7	24 - 10	.706
Kansas State	10 - 8	22 - 11	.667
TCU	9 - 9	21 - 11	.656
Texas	8 - 10	19 - 14	.576
Baylor	8 - 10	18 - 14	.563
Oklahoma State	8 - 10	19 - 14	.576
Oklahoma	8 - 10	18 - 13	.581
Iowa State	4 - 14	13 - 18	.419

BIG 12 QUICK HITTERS

- 35-of-85 Big 12 matchups were decided by 6-or-fewer points. Nine have gone to OT, including one in double OT. Fifty three games have been determined within 10 points.
- The Big 12 completed its regular season non-conference slate with a nation-leading .828 (106-22) win percentage. The Big East is the only other conference above .800 (.815). The Big 12's average of 81.3 points in non-league games also leads all conferences.
- The Big 12 was once again the top RPI conference on Selection Sunday. This marks five of the last eight seasons the Big 12 was the No. 1 conference at the end of the year.

BIG 12 BASKETBALL THIS WEEK

TUESDAY, MARCH 13

NIT: [1] Baylor vs [8] Wagner, 6 p.m. - ESPN2
NIT: [2] Oklahoma State vs [7] FGCU, 8 p.m. - ESPN2

THURSDAY, MARCH 15

NCAA: [10] Oklahoma vs [7] Rhode Island, 11:15 a.m. - CBS
NCAA: [1] Kansas vs [16] Penn, 1 p.m. - TBS
NCAA: [3] Texas Tech vs [14] SFA, 6:27 p.m. - truTV

FRIDAY, MARCH 16


NCAA: [5] West Virginia vs [12] Murray State, 3 p.m. - TNT
NCAA: [10] Texas vs [7] Nevada, 3:30 p.m. - TBS
NCAA: [9] Kansas State vs [8] Creighton, 5:50 p.m. - TNT
NCAA: [6] TCU vs Play-In Winner, 8:40 p.m. - CBS

THE OKLAHOMA STATE 500-100-50 CLUB

Name (Years)	Rebounds	Blocks	FG%
Leroy Combs (1980-83)	763	167	55.4
Joe Atkinson (1982-85)	570	215	50.0
Byron Houston (1989-92)	1,189	222	55.2
Bryant Reeves (1992-95)	1,152	194	58.5
Andre Williams (2000-03)	661	214	50.9
Ivan McFarlin (2002-05)	978	154	58.4
Michael Cobbins (2012-15)	587	164	53.6
Mitchell Solomon (2015-Pr)	579	108	51.7



GAME NOTES

 LAST TIME OUT March 8, 2018 Kansas City, Mo.	
[8] OKLAHOMA STATE	68
[1] 9/9 KANSAS	82

QUICK HITTERS

- Malik Newman scored a career-high 30 points, Svi Mykhailiuk added 13 and ninth-ranked Kansas beat Oklahoma State, 82-68, to reach the Big 12 semifinals.
- Devonte Graham added 10 points, four rebounds and nine assists for the top-seeded Jayhawks.
- OSU swept the season series from Kansas, marking the first time that the Jayhawks have been swept in a home-and-home since 2001.
- Jeffrey Carroll scored 17 points and Kendall Smith had 14 for the No. 8 seed Cowboys.
- OSU threatened to run the Jayhawks out of the building early on. Yakuba Sima took advantage of the inside space, and Carroll's 3-point barrage gave Oklahoma State an early 10-point lead.
- That's when the Jayhawks finally caught fire, going on an 18-4 charge to turn things around. It was Newman leading the way with a trio of 3-pointers, part of his 20 first-half points.

QUOTABLE COWBOY

Boynton on his team this season ...

► "We won at Kansas, at West Virginia and at Iowa State, and I'm not sure the last time anybody in our league did that all in one year. We also beat Texas Tech, who will be probably be a top 3 or 4 seed. We beat Florida State who is certainly going to be in the tournament. And beyond that, the losses we have, there is nobody who is not going to be in the dance that we lost to."

VISITORS: Oklahoma State (19-14, 8-10 Big 12)

#	Player	tot-fg	3-pt	fga	fta	of	de	tot	pf	tp	a	to	blk	s	min
12	McGriff, Cameron	f	4	10	0	2	0	5	3	8	1	8	1	0	28
41	Solomon, Mitchell	f	5	11	0	0	0	4	1	5	2	10	2	4	23
01	Smith, Kendall	g	5	15	2	7	2	4	0	2	2	14	0	3	32
21	Waters, Lindy	g	1	2	0	1	2	2	3	5	4	4	1	2	23
30	Carroll, Jeffrey	g	6	14	3	7	2	4	3	7	7	17	1	1	38
00	Averette, Brandon	g	1	2	0	1	0	0	1	1	0	2	3	0	9
04	Dziagwa, Thomas	g	0	1	0	0	0	0	0	0	0	0	1	0	3
05	Shine, Tavarus	g	1	6	0	0	0	2	1	3	4	2	1	3	32
35	Sima, Yakuba	g	4	5	0	0	3	1	1	2	2	11	0	1	14
	TEAM														
	Totals.....	27	66	5	22	9	13	18	36	16	68	11	13	1	200

TOTAL FG%	1st Half: 17-34 50.0%	2nd Half: 10-32 31.3%	Game: 40.9%	DEADBALL
3-Pt. FG%	1st Half: 5-12 41.7%	2nd Half: 0-10 0.0%	Game: 22.7%	REBOUNDS
F Throw %	1st Half: 3-3 100%	2nd Half: 6-10 60.0%	Game: 69.2%	2

HOME TEAM: Kansas (25-7, 13-5 Big 12)

#	Player	tot-fg	3-pt	fga	fta	of	de	tot	pf	tp	a	to	blk	s	min
44	Lightfoot, Mitch	f	4	6	0	0	0	1	2	4	6	5	8	0	23
02	Vick, Lagerald	g	5	8	1	3	0	0	2	3	5	2	11	2	35
04	Graham, Devonte	g	2	8	1	5	5	6	0	4	4	1	10	6	39
10	Mykhailiuk, Svi	g	5	10	2	5	1	2	4	6	2	13	2	1	34
14	Newman, Malik	g	11	15	4	6	4	6	0	1	1	30	3	0	36
00	Garrett, Marcus	g	2	5	0	1	0	0	1	1	1	4	1	1	17
22	De Sousa, Silvio	g	3	5	0	0	0	4	4	8	4	6	0	1	15
55	Sosinski, James	g	0	0	0	0	0	0	0	0	1	0	0	0	1
	TEAM														
	Totals.....	32	57	8	20	10	14	10	23	33	17	82	17	1	200

TOTAL FG%	1st Half: 17-31 54.8%	2nd Half: 15-26 57.7%	Game: 56.1%	DEADBALL
3-Pt. FG%	1st Half: 4-9 44.4%	2nd Half: 4-11 36.4%	Game: 40.0%	REBOUNDS
F Throw %	1st Half: 5-8 63.3%	2nd Half: 5-8 62.5%	Game: 71.4%	1

Officials: Joe DeRosa, Ray Natili, Marquis Pettigrew, (Alt) B. Wells
 Technical fouls: Oklahoma State-None. Kansas-None.
 Attendance: 17903

Score by Periods	1st	2nd	Total
Oklahoma State	42	26	68
Kansas	43	39	82

Points in the paint-OSU 30, KU 40. Points off turnovers-OSU 16, KU 20.
 2nd chance points-OSU 19, KU 15. Fast break points-OSU 3, KU 18.
 Bench points-OSU 15, KU 10. Score tied-4 times. Lead changed-9 times.
 Last FG-OSU 2nd-01:59, KU 2nd-00:15.
 Largest lead-OSU by 10 1st-11:28, KU by 16 2nd-08:09.
 OSU led for 11:02, KU led for 27:02. Game was tied for 01:56.

► A Win In Every Big 12 Gym

Seniors Jeffrey Carroll and Mitchell Solomon led the Cowboys to victory in Lawrence, Kansas and Ames, Iowa this season, which means they have now won in every Big 12 arena over the course of their careers. The last Cowboys to win in every conference venue was the senior class of 1954 (Bob Mattick, Tom Fuller and Dale Roark), which won in every Missouri Valley Conference gym.

► Running The Point

Kendall Smith has turned into the go-to scorer that Oklahoma State needs. The graduate transfer has scored in double-figures in 12 of his last 14 games, including six 20-point performances. Over this span, Smith has averaged 16.4 points on 44.8 percent shooting from beyond the arc. Smith scored a game-high 25 points in the win over No. 6 Kansas in Stillwater and was rewarded with Big 12 Player of the Week honors on March 5. Smith's 25 points were a Cowboy career high, and came on 9-of-15 shooting. In Big 12 play, Smith shot a scoring 47.3 percent from 3-point, which ranks second in the conference, and also averaged 14.2 points, which ranked 13th in the league.

► Cameron McGriff's Progression

The switch has come on for OSU sophomore Cameron McGriff, who is averaging 11.8 points and 6.5 rebounds over his last 12 games. McGriff has four games of 18 or more points since the start of February, and on the road in 2018 he's averaging 11.5 points, 6.3 rebounds and a 43.5 percent clip from 3-point. What's more, McGriff ranks third in the Big 12 and 37th nationally with a free throw mark of 86.7 percent.

	Points	Rebounds	FG%	FT%	Assists	Blocks	Steals	Minutes
First 5 Big 12	4.0	3.4	33.3	83.3	1.2	0.2	0.4	20.2
Last 12 Games	11.8	6.5	46.0	85.7	0.9	1.1	0.9	29.8

► Cardiac Cowboys

Nine of OSU's last 19 games were decided by two possessions or less or in overtime. Kendall Smith hit shots to force an extra frame against both Iowa State (OSU trailed by 8 with 3:32 to play) and No. 4 Oklahoma (OSU trailed by 5 with 2:11 to play), while Tavarus Shine's tip-in with 6 seconds to play proved the game winner against Texas (OSU trailed by 12 with 5:55 to play). Lindy Waters nailed the go-ahead 3-pointer with 14 seconds on the clock at No. 19 West Virginia (OSU trailed by 6 with 3:10 remaining). In all, OSU has won seven games decided by two possessions or in overtime, including four of its wins over ranked opponents.

INSIDE THE MATCHUP WITH FLORIDA GULF COAST



► Dunk City Coming To Town

This will be FGCU's sixth straight postseason appearance dating back to a magical run to the Sweet 16 in 2013 that captured the national spotlight. That year, FGCU came to be known as "Dunk City" for its high-flying brand of basketball and its wins over No. 2 seed Georgetown (78-68) and No. 7 seed San Diego State (81-71) to become the first No. 15 seed to ever advance to the Sweet 16. No. 3 seed Florida ended FGCU's run with a 62-50 win at AT&T Stadium in Arlington, Texas, but that season sparked a revival of the program. The Eagle also advanced to the NCAA Tournament in 2016 and 2017, and appeared in the NIT in 2014 and 2018. FGCU participated in the CIT in 2015. FGCU is believed to be the only program in NCAA history to make the postseason in six of its first seven years in Division I.

► Dominating The ASUN

Since 2013, FGCU has won three Atlantic Sun regular season titles (2013, 2016, 2017) and three ASUN Tournament titles (2014, 2017, 2018). Last week, FGCU nearly overcame a 32-point deficit in the ASUN Tournament title game, but their comeback bid fell short in a 108-96 loss to No. 2 seed Lipscomb, which earned the league's automatic bid into the NCAA Tournament and will face No. 2 seed North Carolina on Friday.

► Dynamic Guard

FGCU guard Brandon Goodwin was named the Atlantic Sun Player of the Year after a standout redshirt senior season. The Norcross, Georgia native entered the ASUN Tournament as one of just eight players nationally to lead his team in points (18.6 ppg), rebounds (5.6 rpg) and assists (4.8 apg). He set the program record with 629 total points scored in 2016-17, and at 614 points this season, is only 15 shy of tying that mark in 2017-18.

► Leading Dunk City

Joe Dooley is in his fifth season as the head coach at FGCU and has guided the Eagles to at least 20 wins and a post-season bid in each year. Dooley, who was also the head coach at East Carolina from 1995-99, was an assistant at Kansas from 2003-13 and helped the Jayhawks win the 2008 NCAA championship. Dooley has won the last two ASUN Coach of the Year awards.

► The Series With The Eagles / ASUN

This will be the first ever meeting hardwood between Oklahoma State and Florida Gulf Coast, which is located in Fort Myers, Florida and was founded in 1991. FGCU has an enrollment of 14,821. In its history, the Cowboys have only faced one current member of the Atlantic Sun Conference - Jacksonville. OSU is 2-1 all-time against the Dolphins, although the last meeting took place in 1993.



GAME NOTES

INDIVIDUAL CAREER POSTSEASON STATISTICS (ALL NCAA TOURNAMENT)

##	Player	GP-GS	Min	Avg	-----TOTAL-----		-----3-PTS-----		-----REBOUNDS-----		PF	FO	A	TO	Blk	Stl	Pts	Avg
					FG-FGA	Pct	FG-FGA	Pct	FT-FTA	Pct								
00	Averette, Brandon	1-0	8	8.0	0	0	.000	0	0	.000	0	0	0	0	0	0	0	0.0
30	Carroll, Jeffrey	1-1	35	35.0	6	8	.750	3	4	.750	4	4	1.000	0	5	5	5.0	19.0
12	McGriff, Cameron	1-0	7	7.0	2	2	1.000	0	0	.000	1	1	2	2.0	1	0	4	4.0
5	Shine, Tavarious	1-0	25	25.0	4	7	.571	3	6	.500	1	2	.500	1	3	4	4.0	12.0
41	Solomon, Mitchell	2-1	36	18.0	5	7	.714	0	0	.000	5	4	9	4.5	4	0	10	5.0
21	Waters, Lindy	1-0	7	7.0	0	0	.000	0	0	.000	3	3	1.000	0	0	0	3	3.0

NOTING THE NATIONAL INVITATION TOURNAMENT**► Cowboys In The NIT**

This will be OSU's 12th appearance in the National Invitation Tournament, which is tied for the 40th most all-time, and the first since 2011. The Cowboys are 7-12 all-time in the NIT. Overall, this is Oklahoma State's 40th trip to the postseason (NIT or NCAA).

► Seeding Talk

OSU earned a No. 2 seed in the 2018 NIT, which matches its highest ever seeding. The Cowboys were also a No. 2 seed in 2007 and a No. 3 seed in 2011.

► Deep NIT Runs

Oklahoma State participated in the first NIT in 1938, and owns a pair of third place NIT finishes - 1938 and 1940 - and a fourth place finish in 1944. The Cowboys advanced to Madison Square Garden four times, and have a 3-5 NIT record in the building.

► NIT In Stillwater

The Cowboys are 4-1 in NIT games played in Gallagher-Iba Arena, with the lone loss coming in 2008 against Marist. OSU took down Boise State in the opening round in 1989, as well as Tulsa in 1990, Tulane in 1997 and Harvard in 2011.

► First NIT Appearance For Current Cowboys

This will be the first NIT appearance for all current members of the Oklahoma State roster, but the squad is no stranger to postseason play. The Cowboys advanced to the NCAA Tournament last season, and it is the third postseason appearance for Cowboy big man Mitchell Solomon. The senior also played in the 2015 NCAA Tournament.

STREAKS & TRENDS**► Cowboy Individual Streaks**

- **Lindy Waters** has hit 13 of his last 21 (.619) 3-point attempts over the last six games
- **Jeffrey Carroll** has reached double-figures scoring in 52 of his last 63 games played.
- **Kendall Smith** has reached double figures in scoring in 12 of his last 14 games, and is averaging 16.4 points on 44.8 percent shooting from 3-point over that span.
- **Cameron McGriff** has four games of 18 or more points since the start of February.
- Over his last nine games, **Cameron McGriff** has hit 37-of-40 (.925) free throws.
- **Mitchell Solomon** has either scored in double figures or grabbed nine or more rebounds in each of the last five games.
- It took 53 career games, but **Thomas Dziagwa** finally missed a free throw. The sophomore had hit his first 21 career shots from the line, including all 11 this season, before missing at TCU. Dziagwa is now 25-of-26 (.962) for his career.

► Bounce-Back Player

Jeffrey Carroll has been held to single digits in scoring just 11 times in the last two seasons. Each time he was held under 10 points he responded with a monster performance. In those bounce-back games, Carroll is averaging 20.8 points on 50.0 percent shooting, including a 46.2 percent clip from 3-point.

► With A Win, Oklahoma State would ...

- Secure the 36th 20-win season in Cowboy basketball history, and its fourth of the last six years.
- Earns its first postseason victory since 2011 when the Cowboys defeated Harvard in the opening round of the NIT. OSU has lost its last five postseason games dating back to 2011.
- Advance to the second round of the NIT, and would host the winner of No. 3 Stanford and No. 6 BYU. The date and time of that game is to be determined, but would take place March 16-19.
- Win the first ever matchup between Oklahoma State and FGCU.
- Move to 5-1 in NIT games played in Gallagher-Iba Arena.
- Move to 8-12 all-time in NIT play and 46-39 all-time in postseason play (NCAA + NIT).
- Secure a 14th home win this season (most since 2012-13) and the 798th all-time win in Gallagher-Iba Arena.

NOTING THE PROGRAM

The Oklahoma State basketball program has a proud history that includes the following:

- 28 NCAA tournament appearances
- Two NCAA championships (1945 and 1946)
- Six Final Fours
- 11 Elite Eights
- 11 Sweet 16s
- 21 Conference Championships
- 34 All-America Selections
- Nine consensus All-Americans
- Seven conference players of the year
- 28 players in the NBA

MOST NCAA CHAMPIONSHIPS

1.	11	UCLA
2.	8	Kentucky
3.	6	North Carolina
4.	5	Duke
	5	Indiana
6.	4	Connecticut
7.	3	Kansas
	3	Louisville
9.	2	Oklahoma State
	2	Cincinnati
	2	Florida
	2	Michigan State
	2	North Carolina State
	2	San Francisco
	2	Villanova

MOST FINAL FOUR APPEARANCES

1.	20	North Carolina
2.	17	UCLA
	17	Kentucky
4.	16	Duke
5.	14	Kansas
6.	10	Ohio State
7.	9	Michigan State
	9	Louisville
9.	8	Indiana
10.	6	Oklahoma State
		Arkansas
		Cincinnati
		Syracuse



GAME NOTES

CLUTCH COWBOYS (FINAL 2 MINUTES)

0 BRANDON AVERETTE

Year	Free Throw	Field Goals
2016-17	8-10 .800	8-13 .615
2017-18	10-12 .833	8-14 .571
Totals	18-22 .818	16-27 .593

1 KENDALL SMITH

Year	Free Throws	Field Goals
2017-18	15-21 .714	19-31 .613

4 THOMAS DZIAGWA

Year	Free Throws	Field Goals
2016-17	4-4 1.000	1-5 .200
2017-18	2-2 1.000	2-4 .500
Totals	6-6 1.000	3-9 .333

5 TAVARIUS SHINE

Year	Free Throws	Field Goals
2014-15	2-2 1.000	0-3 .000
2015-16	7-10 .700	4-9 .444
2016-17	0-0 .000	0-1 .000
2017-18	4-5 .800	7-11 .636
Totals	13-17 .765	11-24 .458

12 CAMERON MCGRUFF

Year	Free Throws	Field Goals
2016-17	5-7 .714	0-1 .000
2017-18	5-6 .833	3-8 .375
Totals	10-13 .769	3-9 .333

14 LUCAS N'GUESSAN

Year	Free Throws	Field Goals
2016-17	0-0 -	0-0 -
2017-18	1-2 .500	1-2 .500
Totals	1-2 .500	1-2 .500

21 LINDY WATERS

Year	Free Throws	Field Goals
2016-17	0-0 .000	1-3 .333
2017-18	10-13 .769	5-13 .375
Totals	10-13 .769	6-16 .375

30 JEFFREY CARROLL

Year	Free Throws	Field Goals
2014-15	0-0 .000	2-4 .500
2015-16	2-4 .500	8-18 .444
2016-17	6-6 1.000	6-10 .600
2017-18	15-19 .789	13-26 .500
Totals	23-29 .793	29-58 .500

35 YANKUBA SIMA

Year	Free Throws	Field Goals
2017-18	0-2 .000	0-1 .000

41 MITCHELL SOLOMON

Year	Free Throws	Field Goals
2014-15	0-0 .000	1-2 .500
2015-16	5-6 .833	1-1 1.000
2016-17	4-4 1.000	3-4 .750
2017-18	5-6 .833	2-4 .500
Totals	14-16 .875	7-11 .636

► OSU is at its best when it ...

- Out-shoots its opponent (16-2).
- Out-rebounds its opponent (14-4).
- Holds its opponent under 42 percent shooting (14-2).
- Holds its opponent to 70 points or less (11-3).

COWBOY QUICK HITTERS

► About The Wins In Lawrence & Morgantown

- Kendall Smith and Cameron McGriff both posted monster performances to lead OSU to road wins over No. 7 Kansas and No. 19 West Virginia. Smith posted 24 points in Lawrence and 20 points in Morgantown, while McGriff racked up 20 points and nine rebounds in both games.
- Smith scored OSU's final six points in the win at Kansas and was the facilitator in OSU's comeback against WVU. All three of Smith's assists came in the closing 2:05 and his jumper with 1:06 remaining tied the game against the Mountaineers.
- OSU joined Iowa State as the only programs to win twice in Lawrence during the Bill Self era (231-13 in AFH), but no program has beaten Kansas more over the last 10 years than Oklahoma State - seven wins since 2008.
- OSU head coach Mike Boynton became just the fifth first-year head coach to win in Allen Fieldhouse and the first since Bill Frieder's Michigan squad won in Lawrence on Dec. 3, 1980.
- The Cowboys are the only team to win in Morgantown in each of the last two seasons.

► Three-Point Streak Continues

OSU has made at least one three-pointer in 581 consecutive games dating back to Jan. 13, 2001, which is the 24th longest current streak in college basketball.

► Tourney Town

The Cowboys have advanced to the NCAA Tournament in four of the last five seasons and 28 times overall. The Cowboys have six Final Four appearances - 1945, 1946, 1949, 1951, 1995, 2004 - which is tied for the 10th most among all schools. OSU was the first program to win back-to-back NCAA national titles in 1945 and 1946, and the two championships tie the Cowboys for ninth most.

► Home Court Advantage

In the AP Poll era (since the 1948-49 season) the Cowboys have a stellar 10-6 record (62.5 percent) at home against teams ranked inside the top three, which is tops in the country. In program history, the Cowboys have 14 wins against the top three, including three wins over the No. 1 team in the country. OSU currently owns 49 wins over top 10 teams.

► Super Sophomores

The Cowboy roster features six sophomores, five of which saw significant action as freshmen last season. It wasn't uncommon for OSU to field lineups featuring Brandon Averette, Thomas Dziagwa, Cameron McGriff, Lucas N'Gueissan or Lindy Waters, who combined for 24 starts and 20.4 points per game in 2016-17.

► America's Rowdiest Arena

Gallagher-Iba Arena is one of the toughest venues for opponents in the country. Since 1989, the Cowboys are 212-8 (.964) in non-conference games in GIA. OSU is closing in on its 800th win in the historic venue, which opened in 1938 and still uses the original white maple floor.

AT HOME AGAINST TOP-3 TEAMS

	W	L	Win %
Oklahoma State	10	6	62.5
Indiana	14	9	60.9
Kentucky	9	7	56.3
Texas	7	6	53.8

OSU IN GALLAGHER-IBA ARENA

	W	L	Win %
Overall	797	227	77.8%
Non-Conference	427	47	90.1%
Non-Con Since 1989	212	8	96.4%
Conference	370	180	67.3%
Big 12	130	51	71.8%



RECORD BOOKS / CLUTCH FREE THROWS

CAREER SCORING

Rnk	No	Avg	Name (Years)
10.	1,651	12.3	Keiton Page (2008-12)
11.	1,542	14.0	Matt Clark (1978-83)
12.	1,541	15.6	Randy Rutherford (1992-95)
13.	1,526	11.6	Ivan McFarlin (2001-05)
14.	1,519	14.5	Ronnie Daniel (1973-77)
15.	1,434	14.5	Leroy Combs (1979-83)
16.	1,428	13.9	Olus Holder (1974-78)
17.	1,407	10.3	Byron Eaton (2005-09)
18.	1,378	11.7	Obi Muonelo (2006-10)
	1,378	16.6	Bob Mattick (1951-54)
20.	1,363	11.9	Jeffrey Carroll (2014-Pr.)
	1,363	13.5	JamesOn Curry (2004-07)
22.	1,320	10.3	Corey Williams (1988-92)
23.	1,319	9.8	Terrel Harris (2005-09)
24.	1,261	13.4	Victor Williams (2000-03)
25.	1,236	9.5	Fredrik Jönzén (1998-2002)
26.	1,220	15.6	Kevin Fitzgerald (1970-73)
27.	1,199	9.4	Darwyn Alexander (1988-92)
28.	1,197	15.3	Arlen Clark (1956-59)
29.	1,189	9.3	Joe Adkins (1996-2000)
30.	1,145	13.6	Joe Atkinson (1981-85)
31.	1,140	10.6	Raymond Crenshaw (1980-84)

CAREER REBOUNDS

Rnk	No	Avg	Name (Years)
10.	744	5.7	Fredrik Jönzén (1998-2002)
11.	722	6.0	Marshall Moses (2007-11)
12.	661	5.5	Andre Williams (1999-2003)
13.	639	5.1	Le'Bryan Nash (2011-15)
14.	600	5.6	Raymond Crenshaw (1980-84)
15.	593	4.6	Mitchell Solomon (2014-Pr.)
16.	590	5.0	Obi Muonelo (2006-10)
17.	587	5.7	Michael Cobbins (2011-15)
18.	580	4.3	Markel Brown (2010-14)
19.	574	4.7	Adrian Peterson (1995-99)
20.	571	7.6	Cecil Epperley (1959-62)
21.	570	6.7	Joe Atkinson (1981-85)
22.	563	4.4	Chianti Roberts (1993-97)
23.	562	4.9	Jeffrey Carroll (2014-Pr.)
	562	5.7	Lafayette Threatt (1972-76)
25.	513	5.1	James Anderson (2007-10)

CAREER OFFENSIVE REBOUNDS

Rnk	No	Avg	Name (Years)
1.	410	3.1	Ivan McFarlin (2001-05)
2.	399	3.1	Byron Houston (1988-92)
3.	363	2.7	Bryant Reeves (1991-95)
4.	301	2.3	Mitchell Solomon (2014-Pr.)
5.	266	2.1	Desmond Mason (1996-2000)
6.	264	2.0	Fredrik Jönzén (1998-2002)
7.	258	2.1	Andre Williams (1999-2003)
8.	244	2.0	Marshall Moses (2007-11)
9.	214	1.7	Chianti Roberts (1993-97)
10.	200	1.6	Adrian Peterson (1995-99)

CAREER FIELD GOALS MADE

Rnk	No	Name (Years)
15.	496	Keiton Page (2008-12)
16.	473	Corey Williams (1988-92)
17.	472	JamesOn Curry (2004-07)
18.	471	Jeffrey Carroll (2014-Pr.)
	471	Raymond Crenshaw (1980-84)
20.	468	Obi Muonelo (2006-10)
21.	464	Kevin Fitzgerald (1971-74)
22.	460	Chianti Roberts (1993-97)

CAREER FIELD GOAL PERCENTAGE

Rnk	FG%	Name (Years)
15.	52.9	James King (1962-65)
16.	52.6	Brian Montonati (1997-2000)
17.	52.5	Matt Clark (1978-83)
18.	51.3	Mitchell Solomon (2014-Pr.)
19.	50.9	Andre Williams (1999-2003)
20.	50.7	Win Case (1983-85)
21.	50.5	Brett Robisch (1996-98)
22.	50.4	David Monds (2003-07)
23.	50.3	Bob Mattick (1951-54)
	50.2	Ed Odom (1978-80)
25.	50.1	Richard Dumas (1987-90)
26.	50.0	Joe Atkinson (1981-85)

CAREER 3-POINTERS MADE

Rnk	No	Avg	Name (Years)
5.	228	1.87	Adrian Peterson (1995-99)
6.	225	2.23	James Anderson (2007-10)
7.	197	1.65	JamesOn Curry (2004-07)
8.	182	1.42	Joe Adkins (1996-2000)
9.	176	1.53	Jeffrey Carroll (2014-Pr.)
10.	175	2.57	John Lucas (2003-05)
11.	170	2.70	Brooks Thompson (1992-94)
12.	153	1.14	Terrel Harris (2005-09)
13.	146	1.09	Markel Brown (2010-14)
14.	135	1.44	Victor Williams (2000-03)

CAREER 3-POINTERS ATTEMPTED

Rnk	No	Name (Years)
5.	600	James Anderson (2007-10)
6.	595	Adrian Peterson (1995-99)
7.	542	Joe Adkins (1996-2000)
8.	493	Jeffrey Carroll (2014-Pr.)
9.	488	JamesOn Curry (2004-07)
10.	424	John Lucas (2003-05)
11.	421	Markel Brown (2010-14)
12.	418	Terrel Harris (2005-09)

CAREER 3-POINT PERCENTAGE

MINIMUM 50 MAKES

Rnk	No	Name (Years)
8.	40.7	Jawun Evans (2015-17)
9.	40.5	Daniel Bobik (2003-05)
10.	39.8	Thomas Dziagwa (2016-Pr.)
	39.8	JamesOn Curry (2004-07)
12.	39.6	John Potter (1989-91)
13.	39.5	Phil Forte (2012-17)
14.	39.4	Marlon Dorsey (1995-97)
15.	39.1	Maurice Baker (2000-02)
16.	38.6	Obi Muonelo (2006-10)
17.	38.3	Chad Alexander (1994-98)
	38.3	Adrian Peterson (1995-99)
19.	37.5	James Anderson (2007-10)
20.	37.2	Desmond Mason (1996-00)
21.	36.8	Keiton Page (2008-12)
...	35.7	Jeffrey Carroll (2014-Pr.)

CAREER BLOCKS

Rnk	No	Avg	Name (Years)
1.	222	1.7	Byron Houston (1988-92)
2.	215	2.6	Joe Atkinson (1981-85)
3.	214	1.8	Andre Williams (1999-2003)
4.	194	1.4	Bryant Reeves (1991-95)
5.	167	1.7	Leroy Combs (1979-83)
6.	164	1.6	Michael Cobbins (2011-15)
7.	156	1.2	Ivan McFarlin (2001-05)
8.	113	0.8	Markel Brown (2010-14)
9.	109	0.8	Mitchell Solomon (2014-Pr.)
10.	101	1.0	Marcus Dove (2004-08)
11.	92	0.7	Desmond Mason (1996-2000)
12.	91	1.0	Johnny Pittman (1988-91)
13.	82	1.4	Philip Jurick (2011-13)
14.	73	1.3	Andrew Jones (1976-78)

CAREER BLOCKS IN BIG 12 GAMES

Rnk	No	Name (Years)
1.	119	Andre Williams (2000-03)
2.	91	Michael Cobbins (2012-15)
3.	76	Ivan McFarlin (2002-05)
4.	66	Mitchell Solomon (2014-Present)
5.	64	Markel Brown (2011-14)
6.	53	Marcus Dove (2005-08)
7.	40	Le'Bryan Nash (2012-15)
8.	39	Desmond Mason (1997-2000)

CAREER GAMES PLAYED/STARTED

Rnk	GP	GS	Name (Years)
1.	136	133	Bryant Reeves (1991-95)
	136	113	Byron Eaton (2005-09)
3.	135	78	Phil Forte (2012-17)
4.	134	108	Keiton Page (2008-12)
	134	103	Markel Brown (2010-14)
	134	89	Terrel Harris (2005-09)
7.	132	131	Ivan McFarlin (2001-05)
8.	130	83	Fredrik Jönzén (1998-2002)
9.	129	83	Mitchell Solomon (2014-Pr.)
	129	109	Desmond Mason (1996-00)
	129	82	Chianti Roberts (1993-97)
12.	128	108	Darwyn Alexander (1988-92)
	128	95	Corey Williams (1988-92)
	128	89	Joe Adkins (1996-2000)
15.	127	124	Byron Houston (1988-92)
16.	126	120	Le'Bryan Nash (2011-15)
	126	61	Terry Collins (1991-95)
	126	—	Blake Williams (1944-48)
19.	123	—	J.L. Parks (1944-46, 47-49)
20.	122	120	Adrian Peterson (1995-99)
21.	121	71	Marshall Moses (2007-11)
	121	45	Andre Williams (1999-2003)
23.	120	59	Leyton Hammonds (2013-17)
	120	—	Joe Bradley (1945-49)
25.	119	24	Nick Sidorakis (2007-11)
26.	118	76	Obi Muonelo (2006-10)
	118	—	Bob Kurland (1942-46)
...	115	74	Jeffrey Carroll (2014-Pr.)



NATIONAL POLLS / SUPERLATIVES

NATIONAL POLLS (MARCH 5)

AP POLL

RK	TEAM	RECORD	PTS
1	Virginia (65)	28-2	1,625
2	Villanova	27-4	1,516
3	Xavier	27-4	1,510
4	Michigan State	29-4	1,346
5	Duke	25-6	1,340
6	Gonzaga	28-4	1,254
7	Michigan	28-7	1,231
8	Cincinnati	27-4	1,213
9	Kansas	24-7	1,129
10	Purdue	28-6	1,096
11	Wichita State	24-6	861
12	North Carolina	22-9	852
13	Tennessee	23-7	825
14	Texas Tech	23-8	784
15	Arizona	24-7	739
16	Auburn	25-6	692
17	Ohio State	24-8	603
18	West Virginia	22-9	486
19	Clemson	22-8	422
20	Saint Mary's	28-4	385
21	Houston	24-6	247
22	Nevada	26-6	218
23	Florida	20-11	192
24	Miami	22-8	191
25	Rhode Island	23-6	86

Others receiving votes: St. Bonaventure 72, Kentucky 66, TCU 45, Loyola-Chicago 43, Virginia Tech 15, Seton Hall 10, Middle Tennessee 9, Creighton 8, Arkansas 4, NC State 2, Nebraska 2, Kansas State 2, Buffalo 1, New Mexico State 1, Texas A&M 1, Florida State 1

USA TODAY COACHES POLL

RK	TEAM	RECORD	PTS
1	Virginia (32)	28-2	800
2	Xavier	27-4	753
3	Villanova	27-4	730
4	Duke	25-6	678
5	Michigan State	29-4	619
6	Gonzaga	28-4	616
7	Michigan	28-7	605
8	Cincinnati	27-4	579
9	Kansas	24-7	566
10	Purdue	28-6	553
11	North Carolina	22-9	441
12	Tennessee	23-7	402
13	Texas Tech	23-8	386
14	Wichita State	24-6	382
15	Auburn	25-6	321
16	Ohio State	24-8	303
17	Arizona	24-7	278
18	West Virginia	22-9	241
19	Saint Mary's	28-4	227
20	Clemson	22-8	183
21	Houston	24-6	123
22	Nevada	26-6	122
23	Florida	20-11	106
24	Rhode Island	23-6	66
25	Miami	22-8	57

Others receiving votes: Kentucky 41, Creighton 39, Loyola-Chicago 30, Middle Tennessee 28, NC State 18, TCU 17, St. Bonaventure 17, Virginia Tech 17, Seton Hall 14, Arizona State 8, New Mexico State 7, Arkansas 6, Florida State 5, Missouri 5, Texas A&M 5, Oklahoma 3, Baylor 2, Kansas State 1

COWBOY SUPERLATIVES

20-Point Games

Jeffrey Carroll	7
Kendall Smith	7
Brandon Averette	2
Cameron McGriff	2
Tavarius Shine	1

10-Rebound Games

Jeffrey Carroll	4
Mitchell Solomon	4
Cameron McGriff	1
Yankuba Sima	1

5-Assist Games

Brandon Averette	7
Kendall Smith	7
Lindy Waters	2
Jeffrey Carroll	1
Tavarius Shine	1
Mitchell Solomon	1

4-Steal Games

Jeffrey Carroll	1
Cameron McGriff	1
Kendall Smith	1
Mitchell Solomon	1
Lindy Waters	1

Multi-Block Games

Mitchell Solomon	13
Yankuba Sima	8
Tavarius Shine	6
Cameron McGriff	4
Lucas N'Guessan	3
Jeffrey Carroll	2

Double-Doubles by Player

Jeffrey Carroll	4
Mitchell Solomon	2

Dunks

Cam McGriff	15
Jeffrey Carroll	12
Mitchell Solomon	9
Yankuba Sima	7
Tavarius Shine	4
Lucas N'Guessan	4
Lindy Waters	3
Kendall Smith	3
Brandon Averette	1

Charges Taken

Lindy Waters	17
Cam McGriff	15
Kendall Smith	5
Thomas Dziagwa	3
Mitchell Solomon	3
Brandon Averette	2
Tavarius Shine	2

OSU'S RECORD WHEN...

Overall	19-14
Big 12 Conference games only	8-10
Non-Conference games only	11-4
Home games	13-5
Away games	3-7
Neutral games	3-2
vs. AP Top 25	6-6
vs. KenPom Top 50	8-13
vs. KenPom 51-100	2-1

Leading at halftime	13-5
Tied / Trailing at halftime	6-9

Shooting 50 percent or better	5-1
Shooting less than 50 percent	14-13
Shooting same as or better than opponent	16-2
Shooting worse than opponent	3-12
Opp. shoots 50 pct. or better	2-7
Opp. shoots less than 50 pct.	8-6
Opp. shoots less than 40 pct.	9-1

Out-rebounding opponent	14-4
Opp. has more or same # of rebounds	5-10

Committing fewer TOs than opponent	14-5
Committing more or same # of TOs	5-9

Forced less than 10 turnovers	0-5
Forced 10-14 turnovers	10-3
Forced 15-19 turnovers	7-5
Forced 20-plus turnovers	3-1

Making more FTs than opponent	10-3
Making fewer or same # of FTs	9-11

Scoring 80-plus points	7-2
Scoring 90-plus points	2-0
Scoring 100-plus points	2-0

Opponent scores less than 50 points	2-0
Opponent scores less than 60 points	1-0
Opponent scores less than 70 points	7-3
Opponent scores less than 80 points	5-5
Opponent scores 80-plus points	4-4
Opponent scores 90-plus points	0-1
Opponent scores 100-plus points	0-1

Final Margin: 1-3 points	4-2
4-6 points	2-3
7-10 points	3-1
11-15 points	2-4
16-19 points	4-2
20-plus points	4-2


National television	
CBS	1-0
CBS Sports	0-0
ESPN	3-0
ESPN2	0-5
ESPNU	5-6
ESPNews	1-2
Longhorn Network	0-1
Fox Sports 1 / 2	1-0
FSN / FCS	8-0
Big Ten Network	0-0
TNT	0-0
TBS	0-0
Internet broadcast (ESPN3)	0-0



OKLAHOMA STATE IN THE NIT

NATIONAL INVITATION TOURNAMENT RESULTS

Year	Score	Opponent	Location	
1938	L	44-56	vs Temple	New York, N.Y.
3rd place	W	37-24	vs New York	New York, N.Y.
1940	L	30-34	vs Duquesne	New York, N.Y.
3rd place	W	23-22	vs DePaul	New York, N.Y.
1944	W	43-29	vs Canisius	New York, N.Y.
4th place	L	38-41	vs DePaul	New York, N.Y.
	L	29-45	vs Kentucky	New York, N.Y.
1956	L	61-69	vs Duquesne	New York, N.Y.
1989	W	69-55	Boise State	Stillwater, Okla.
	L	64-76	at St. John's	Jamaica, N.Y.
1990	W	83-74	Tulsa	Stillwater, Okla.
	L	88-90	at New Mexico	Albuquerque, N.M.
1997	W	79-72	Tulane	Stillwater, Okla.
	L	65-75	at Michigan	Ann Arbor, Mich.
2006	L	59-62	at Miami (Fla.)	Miami, Fla.
2007	L	64-67	Marist	Stillwater, Okla.
2008	L	53-69	at Southern Illinois	Carbondale, Ill.
2011	W	71-54	Harvard	Stillwater, Okla.
	L	64-74	at Washington State	Pullman, Wash.



The 1943-44 squad would advance to the NIT quarterfinals in New York, and finish fourth.



OKLAHOMA STATE IN THE NIT

#	Player	gp-gs	min	avg	Total		3-Point		F-Throw		Rebounds				pf	dq	a	to	blk	stl	pts	avg
					fg-fga	fg%	3fg-fga	3fg%	ft-fa	ft%	off	def	tot	avg								
00	Olukemi, Jean-Paul	2-0	49	24.5	4-15	.267	0-3	.000	2-4	.500	2	8	10	5.0	2	0	2	2	2	0	10	5.0
00	Eaton, Byron	3-3	94	31.3	8-21	.381	3-12	.250	2-7	.286	1	9	10	3.3	7	0	7	7	1	7	21	7.0
01	Shaw, Jarred	2-0	15	7.5	1-1	1.000	0-0	.000	2-2	1.000	1	2	3	1.5	2	0	0	1	1	1	4	2.0
01	Harris, Terrel	3-0	70	23.3	12-25	.480	4-12	.333	8-10	.800	2	4	6	2.0	7	0	3	7	1	1	36	12.0
02	Muonelo, Obi	2-1	54	27.0	5-14	.357	2-9	.222	5-8	.625	3	5	8	4.0	3	0	5	4	0	1	17	8.5
03	Jones, Earl	1-0	1	1.0	0-0	.000	0-0	.000	0-0	.000	0	0	0	0.0	0	0	0	0	0	1	0	0.0
04	Gafney, Chris	4-2	37	9.3	3-6	.500	1-4	.250	2-2	1.000	2	3	5	1.3	8	0	4	2	0	2	9	2.3
04	Boggan, Mario	2-2	56	28.0	8-18	.444	0-2	.000	12-14	.857	2	10	12	6.0	2	0	1	1	1	1	28	14.0
05	Dowell, Reger	2-2	53	26.5	11-16	.688	3-4	.750	2-2	1.000	0	1	1	0.5	2	0	1	4	0	0	27	13.5
05	Dove, Marcus	3-2	90	30.0	5-13	.385	0-4	.000	5-9	.556	4	6	10	3.3	13	1	3	5	4	3	15	5.0
05	McQuarters, R.W.	2-0	8	4.0	0-2	.000	0-1	.000	0-0	.000	0	1	1	0.5	2	0	0	0	0	0	0	0.0
05	Williams, Corey	4-4	138	34.5	22-34	.647	6-10	.600	11-15	.733	2	6	8	2.0	8	0	17	9	0	3	61	15.3
06	Peier, Dale	1-1	0	0.0	3-6	.500	0-0	.000	2-4	.500	3	3	6	6.0	3	0	0	0	0	0	8	8.0
10	Dorsey, Marlon	2-2	60	30.0	7-13	.538	5-9	.556	2-2	1.000	0	11	11	5.5	5	0	6	5	0	2	21	10.5
10	Brown, Jamaal	1-1	23	23.0	3-7	.429	1-3	.333	1-2	.500	2	1	3	3.0	3	0	1	5	0	2	8	8.0
10	Davis, Chuck	3-0	48	16.0	2-5	.400	0-1	.000	7-8	.875	0	3	3	1.0	0	0	12	11	0	2	11	3.7
12	Fisher, Ron	1-0	0	0.0	1-2	.500	0-0	.000	0-0	.000	1	0	1	1.0	4	0	0	0	0	0	2	2.0
12	Page, Keiton	2-2	66	33.0	5-22	.227	3-16	.188	6-8	.750	0	7	7	3.5	3	0	0	1	0	2	19	9.5
12	Alexander, Chad	2-0	19	9.5	3-5	.600	2-2	1.000	0-0	.000	0	2	2	1.0	3	0	1	0	0	0	8	4.0
13	Adams, Martavius	1-0	9	9.0	1-3	.333	0-0	.000	0-0	.000	0	1	1	1.0	3	0	0	0	0	1	2	2.0
14	Nutt, Houston	1-0	0	0.0	0-1	.000	0-0	.000	0-2	.000	1	0	1	1.0	1	0	0	0	0	0	0	0.0
14	Alexander, Darwyn	4-4	134	33.5	17-28	.607	5-10	.500	16-19	.842	3	10	13	3.3	8	0	11	14	0	9	55	13.8
15	Sidorakis, Nick	3-2	22	7.3	1-3	.333	1-3	.333	0-0	.000	0	3	3	1.0	2	0	1	0	0	1	3	1.0
15	Sahlstrom, Mattias	2-0	60	30.0	7-15	.467	3-8	.375	5-8	.625	2	10	12	6.0	5	0	1	1	1	0	22	11.0
20	Peterson, Adrian	2-2	65	32.5	13-23	.565	4-9	.444	6-8	.750	3	5	8	4.0	2	0	4	3	1	1	36	18.0
20	Carter, Clayton	1-1	0	0.0	6-19	.316	0-0	.000	6-8	.750	3	3	6	6.0	1	0	0	0	0	0	18	18.0
21	Thomas, Ibrahim	1-1	14	14.0	1-2	.500	0-1	.000	1-1	1.000	2	1	3	3.0	3	0	0	0	0	0	3	3.0
22	Barnhouse, V.R.	1-1	0	0.0	6-13	.462	0-0	.000	5-7	.714	2	3	5	5.0	4	0	0	0	0	0	17	17.0
22	Jordan, Thomas	2-2	72	36.0	6-13	.462	0-0	.000	7-10	.700	6	7	13	6.5	4	0	1	3	2	0	19	9.5
22	Brown, Markel	2-0	55	27.5	5-11	.455	1-5	.200	6-7	.857	0	6	6	3.0	5	0	7	3	2	0	17	8.5
23	Anderson, James	1-1	27	27.0	5-11	.455	3-7	.429	0-0	.000	4	1	5	5.0	1	0	1	1	0	3	13	13.0
23	Hatch, Tyler	2-0	7	3.5	0-0	.000	0-0	.000	0-0	.000	0	0	0	0.0	2	0	0	0	0	0	0	0.0
23	Roberts, Chianti	2-2	64	32.0	11-16	.688	0-1	.000	6-15	.400	5	7	12	6.0	8	0	6	6	0	3	28	14.0
24	Curry, JamesOn	2-2	74	37.0	7-20	.350	5-14	.357	0-0	.000	0	3	3	1.5	1	0	9	3	0	4	19	9.5
24	Carberry, Roy	1-0	1	1.0	0-0	.000	0-0	.000	0-0	.000	0	0	0	0.0	0	0	0	0	0	0	0	0.0
24	Jeffries, Royce	4-4	103	25.8	24-31	.774	0-0	.000	8-15	.533	3	11	14	3.5	13	1	1	11	2	6	56	14.0
30	Hale, Jerry	1-1	0	0.0	1-7	.143	0-0	.000	0-0	.000	2	3	5	5.0	2	0	0	0	0	0	2	2.0
30	Mayes, Alonzo	2-0	28	14.0	3-8	.375	0-0	.000	3-4	.750	1	6	7	3.5	6	0	0	3	1	0	9	4.5
31	Pilgrim, Matt	2-2	51	25.5	13-22	.591	0-0	.000	3-4	.750	7	8	15	7.5	6	0	1	5	1	6	29	14.5
31	Robisch, Brett	2-2	71	35.5	6-16	.375	0-1	.000	2-2	1.000	4	11	15	7.5	8	1	3	4	1	0	14	7.0
32	Potter, John	1-0	15	15.0	1-6	.167	1-2	.500	1-2	.500	1	2	3	3.0	1	0	2	2	0	0	4	4.0
32	Monds, David	2-1	28	14.0	2-5	.400	0-0	.000	2-2	1.000	2	4	6	3.0	3	0	0	5	2	0	6	3.0
32	Crutchfield, Joe	1-0	0	0.0	0-1	.000	0-0	.000	2-2	1.000	3	0	3	3.0	0	0	0	0	0	0	2	2.0
32	McDade, Von	2-0	36	18.0	1-7	.143	1-5	.200	2-2	1.000	3	1	4	2.0	3	0	1	1	1	1	5	2.5
32	Franklin, Roger	2-0	49	24.5	3-6	.500	0-0	.000	0-0	.000	0	3	3	1.5	3	0	1	1	1	1	6	3.0
33	Moses, Marshall	3-2	51	17.0	8-13	.615	0-0	.000	4-5	.800	3	9	12	4.0	11	1	3	3	1	0	20	6.7
34	Mason, Desmond	2-2	57	28.5	2-8	.250	1-4	.250	4-5	.800	3	4	7	3.5	4	0	5	6	2	0	9	4.5
34	Sutton, Eddie	1-0	0	0.0	0-1	.000	0-0	.000	0-0	.000	0	0	0	0.0	0	0	0	0	0	0	0	0.0
35	Houston, Byron	4-4	129	32.2	17-37	.459	0-0	.000	20-32	.625	12	21	33	8.3	13	0	3	12	4	5	54	13.5
35	Adkins, Joe	2-0	28	14.0	5-10	.500	1-4	.250	8-8	1.000	2	3	5	2.5	1	0	3	1	0	1	19	9.5
40	Cooper, Kenny	2-1	38	19.0	3-4	.750	0-0	.000	2-4	.500	2	3	5	2.5	3	0	0	3	0	1	8	4.0
42	Field, Ray	1-0	0	0.0	0-0	.000	0-0	.000	0-0	.000	0	0	0	0.0	1	0	0	0	0	0	0	0.0
44	Kemple, Henry	1-0	0	0.0	0-0	.000	0-0	.000	2-2	1.000	2	0	2	2.0	0	0	0	0	0	0	2	2.0
45	Pittman, Johnny	4-0	27	6.8	4-6	.667	0-0	.000	0-1	.000	0	4	4	1.0	3	0	0	3	3	0	8	2.0
50	Pettway, Aaron	1-0	4	4.0	0-0	.000	0-0	.000	0-1	.000	0	1	1	1.0	1	0	0	1	0	0	0	0.0
52	Wright, Melvin	1-1	0	0.0	5-10	.500	0-0	.000	0-0	.000	1	2	3	3.0	4	0	0	0	0	0	10	10.0
55	Johnson, Torre	1-0	1	1.0	0-0	.000	0-0	.000	0-0	.000	0	0	0	0.0	0	0	0	0	0	0	0	0.0

NIT STATISTICS FOR 1956-2011 APPEARANCES



OKLAHOMA STATE IN THE NIT

Oklahoma State - TEAM GAME HIGHS

POINTS	88	at New Mexico (03/20/90)
	83	TULSA (03/15/90)
	79	TULANE (03/13/97)
	71	HARVARD (03-15-11)
	69	BOISE STATE (03/17/89)
FIELD GOALS MADE	37	at New Mexico (03/20/90)
	27	HARVARD (03-15-11)
	27	at St. John's (N.Y.) (03/21/89)
FIELD GOAL ATTEMPTS	71	at New Mexico (03/20/90)
	60	vs Duquesne (03-17-56)
FIELD GOAL PERCENTAGE	.625 (25-40)	TULSA (03/15/90)
	.600 (15-25)	BOISE STATE (03/17/89)
3 PT FIELD GOALS MADE	8	MARIST (03-13-07)
	8	at Michigan (03/18/97)
	8	at New Mexico (03/20/90)
3 PT FG ATTEMPTS	25	at Southern Illinois (03-18-08)
	22	MARIST (03-13-07)
3 PT FG PERCENTAGE	.667 (4-6)	BOISE STATE (03/17/89)
	.471 (8-17)	at New Mexico (03/20/90)
FREE THROWS MADE	35	BOISE STATE (03/17/89)
	30	TULSA (03/15/90)
FREE THROW ATTEMPTS	50	BOISE STATE (03/17/89)
	42	TULSA (03/15/90)
FREE THROW PERCENTAGE	.800 (12-15)	at Washington State (03-21-11)
	.765 (13-17)	HARVARD (03-15-11)
REBOUNDS	39	TULANE (03/13/97)
	37	at Miami (Fla.) (03/15/06)
ASSISTS	22	at New Mexico (03/20/90)
	17	TULSA (03/15/90)
STEALS	11	at Southern Illinois (03-18-08)
	9	at New Mexico (03/20/90)
	9	TULSA (03/15/90)
BLOCKED SHOTS	6	HARVARD (03-15-11)
	6	BOISE STATE (03/17/89)
TURNOVERS	29	TULSA (03/15/90)
	22	at Miami (Fla.) (03/15/06)
FOULS	25	at Michigan (03/18/97)
	22	at Southern Illinois (03-18-08)
	22	TULSA (03/15/90)



OKLAHOMA STATE IN THE NIT

Opponent - GAME HIGHS

POINTS	90	at New Mexico (03/20/90)
	76	at St. John's (N.Y.) (03/21/89)
	75	at Michigan (03/18/97)
	74	at Washington State (03-21-11)
	74	TULSA (03/15/90)
FIELD GOALS MADE	37	at New Mexico (03/20/90)
	30	at St. John's (N.Y.) (03/21/89)
FIELD GOAL ATTEMPTS	67	TULSA (03/15/90)
	63	at New Mexico (03/20/90)
FIELD GOAL PERCENTAGE	.587 (37-63)	at New Mexico (03/20/90)
	.587 (27-46)	at Michigan (03/18/97)
3 PT FIELD GOALS MADE	10	MARIST (03-13-07)
	10	TULANE (03/13/97)
3 PT FG ATTEMPTS	28	MARIST (03-13-07)
	28	TULANE (03/13/97)
3 PT FG PERCENTAGE	.538 (7-13)	at Southern Illinois (03-18-08)
	.538 (7-13)	BOISE STATE (03/17/89)
FREE THROWS MADE	29	vs Duquesne (03-17-56)
	22	at Washington State (03-21-11)
FREE THROW ATTEMPTS	42	vs Duquesne (03-17-56)
	27	at Michigan (03/18/97)
FREE THROW PERCENTAGE	.846 (22-26)	at Washington State (03-21-11)
	.833 (15-18)	MARIST (03-13-07)
REBOUNDS	39	at Southern Illinois (03-18-08)
	39	MARIST (03-13-07)
ASSISTS	25	at New Mexico (03/20/90)
	18	TULANE (03/13/97)
	18	at St. John's (N.Y.) (03/21/89)
STEALS	14	at Miami (Fla.) (03/15/06)
	12	TULSA (03/15/90)
BLOCKED SHOTS	6	at Washington State (03-21-11)
	4	at Miami (Fla.) (03/15/06)
	4	at Michigan (03/18/97)
	4	TULANE (03/13/97)
TURNOVERS	19	TULSA (03/15/90)
	18	at Southern Illinois (03-18-08)
FOULS	32	TULSA (03/15/90)
	31	BOISE STATE (03/17/89)



OKLAHOMA STATE IN THE NIT

Oklahoma State - INDIVIDUAL GAME HIGHS

Points	26	Jeffries, Royce vs Tulsa (03/15/90)
	23	Williams, Corey vs Boise State (03/17/89)
	20	Harris, Terrel at Southern Illinois (03-18-08)
	19	Roberts, Chianti at Michigan (03/18/97)
	19	Peterson, Adrian vs Tulane (03/13/97)
	19	Adkins, Joe vs Tulane (03/13/97)
	19	Alexander, Darwyn at New Mexico (03/20/90)
Field Goals Made	10	Jeffries, Royce vs Tulsa (03/15/90)
	9	Jeffries, Royce at New Mexico (03/20/90)
Field Goal Att.	19	Carter, Clayton vs Duquesne (03-17-56)
	17	Houston, Byron at New Mexico (03/20/90)
FG Pct (min 5 made)	1.000 (9-9)	Jeffries, Royce at New Mexico (03/20/90)
	.857 (6-7)	Dowell, Reger vs Harvard (03-15-11)
3-Point FG Made	3	Anderson, James at Southern Illinois (03-18-08)
	3	Curry, JamesOn vs Marist (03-13-07)
	3	Harris, Terrel vs Marist (03-13-07)
	3	Peterson, Adrian at Michigan (03/18/97)
	3	Dorsey, Marlon vs Tulane (03/13/97)
	3	Alexander, Darwyn at New Mexico (03/20/90)
	3	Williams, Corey vs Boise State (03/17/89)
3-Point FG Att.	11	Page, Keiton at Washington State (03-21-11)
	9	Curry, JamesOn vs Marist (03-13-07)
3-Pt FG Pct (min 2 made)	1.000 (2-2)	Alexander, Chad at Michigan (03/18/97)
	.750 (3-4)	Harris, Terrel vs Marist (03-13-07)
	.750 (3-4)	Williams, Corey vs Boise State (03/17/89)
Free Throws Made	11	Houston, Byron vs Boise State (03/17/89)
	8	Adkins, Joe vs Tulane (03/13/97)
	8	Alexander, Darwyn vs Boise State (03/17/89)
Free Throw Att.	19	Houston, Byron vs Boise State (03/17/89)
	11	Jeffries, Royce vs Tulsa (03/15/90)
FT Pct (min 3 made)	1.000 (8-8)	Adkins, Joe vs Tulane (03/13/97)
	1.000 (6-6)	Alexander, Darwyn vs Tulsa (03/15/90)
	1.000 (4-4)	Houston, Byron at St. John's (N.Y.) (03/21/89)
	1.000 (3-3)	Page, Keiton vs Harvard (03-15-11)
Rebounds	14	Houston, Byron vs Boise State (03/17/89)
	11	Pilgrim, Matt at Washington State (03-21-11)
Assists	12	Davis, Chuck vs Tulsa (03/15/90)
	9	Williams, Corey at New Mexico (03/20/90)
Steals	4	Pilgrim, Matt at Washington State (03-21-11)
	4	Eaton, Byron at Southern Illinois (03-18-08)
	4	Jeffries, Royce vs Tulsa (03/15/90)
	4	Alexander, Darwyn at St. John's (N.Y.) (03/21/89)
Blocked Shots	3	Dove, Marcus vs Marist (03-13-07)
	2	Olukemi, Jean-Paul vs Harvard (03-15-11)
	2	Houston, Byron at New Mexico (03/20/90)
	2	Jeffries, Royce vs Boise State (03/17/89)
Turnovers	10	Davis, Chuck vs Tulsa (03/15/90)
	5	Brown, Jamaal at Miami (Fla.) (03/15/06)
	5	Monds, David at Miami (Fla.) (03/15/06)
	5	Roberts, Chianti at Michigan (03/18/97)
	5	Houston, Byron vs Tulsa (03/15/90)



OKLAHOMA STATE IN THE NIT

OPPONENT INDIVIDUAL GAME HIGHS

Points	31	Whittington, Will vs Marist (03-13-07)
	28	Bullock, Louis at Michigan (03/18/97)
	27	Williams, Jayson at St. John's (N.Y.) (03/21/89)
	26	Foster, Wilson vs Boise State (03/17/89)
	24	Miller, Kurt at New Mexico (03/20/90)
Field Goals Made	12	Miller, Kurt at New Mexico (03/20/90)
	11	Williams, Jayson at St. John's (N.Y.) (03/21/89)
Field Goal Att.	20	Whittington, Will vs Marist (03-13-07)
	20	Robert Hite at Miami (Fla.) (03/15/06)
	20	Miller, Kurt at New Mexico (03/20/90)
FG Pct (min 5 made)	1.000 (9-9)	Foster, Wilson vs Boise State (03/17/89)
	.833 (5-6)	Boyle, Tony at Southern Illinois (03-18-08)
3-Point FG Made	6	Bullock, Louis at Michigan (03/18/97)
	5	Whittington, Will vs Marist (03-13-07)
	5	Robbins, Rob at New Mexico (03/20/90)
3-Point FG Att.	17	Honeycutt, Jerald vs Tulane (03/13/97)
	13	Whittington, Will vs Marist (03-13-07)
3-Pt FG Pct (min 2 made)	1.000 (4-4)	Foster, Wilson vs Boise State (03/17/89)
	1.000 (2-2)	Osean, Dylan vs Tulane (03/13/97)
	1.000 (2-2)	Childs, Chris vs Boise State (03/17/89)
Free Throws Made	10	Whittington, Will vs Marist (03-13-07)
	9	Player 5 vs Duquesne (03-17-56)
Free Throw Att.	10	Casto, DeAngelo at Washington State (03-21-11)
	10	Whittington, Will vs Marist (03-13-07)
	10	Guillermo Diaz at Miami (Fla.) (03/15/06)
	10	Randolph, Lamont vs Tulsa (03/15/90)
FT Pct (min 3 made)	1.000 (10-10)	Whittington, Will vs Marist (03-13-07)
	1.000 (9-9)	Player 5 vs Duquesne (03-17-56)
	1.000 (6-6)	Thompson, Klay at Washington State (03-21-11)
	1.000 (4-4)	Motum, Brock at Washington State (03-21-11)
	1.000 (4-4)	Foster, Wilson vs Boise State (03/17/89)
	1.000 (3-3)	Brust, Matt at St. John's (N.Y.) (03/21/89)
Rebounds	12	Longley, Luc at New Mexico (03/20/90)
	10	Randolph, Lamont vs Tulsa (03/15/90)
	10	Player 5 vs Duquesne (03-17-56)
Assists	13	McGee, Darrell at New Mexico (03/20/90)
	9	Honeycutt, Jerald vs Tulane (03/13/97)
Steals	4	Robert Hite at Miami (Fla.) (03/15/06)
	4	McGee, Darrell at New Mexico (03/20/90)
Blocked Shots	4	Casto, DeAngelo at Washington State (03-21-11)
	2	Capers, Marcus at Washington State (03-21-11)
	2	Anthony King at Miami (Fla.) (03/15/06)
	2	Conlan, Travis at Michigan (03/18/97)
	2	Honeycutt, Jerald vs Tulane (03/13/97)
	2	Longley, Luc at New Mexico (03/20/90)
	2	Williams, Jayson at St. John's (N.Y.) (03/21/89)
Turnovers	6	Longley, Luc at New Mexico (03/20/90)
	6	Gordon, Marcell vs Tulsa (03/15/90)
	6	Buchanan, Jason at St. John's (N.Y.) (03/21/89)




PLAYER SPOTLIGHT

O BRANDON AVERETTE

Guard ▶ 5-11 ▶ 185 ▶ Sophomore ▶ Richardson, Texas (Richardson High School)

(Pronounced: AA-vurr-et-te)



- ▶ Big 12 ranks: T10th in free throw percentage (80.0), 14th in assists (3.0).
- ▶ Set a career-high with points, 22, at Kansas State. Posted 13 points on 6-of-11 shooting in the second half rally at No. 7 Oklahoma.
- ▶ Posted 13 points on 6-of-11 shooting in the second half rally at No. 7 Oklahoma.
- ▶ Earned the No. 3 play on the Nov. 13 SportsCenter for his monster dunk against Charlotte.
- ▶ Second only to Jawun Evans in total assists (60) and assists per game (1.8) on the OSU roster.
- ▶ Shot 45.5 percent from 3-point on the year, which trailed only Davon Dillard (.481) among Cowboys with at least 10 makes.
- ▶ Named Big 12 Newcomer of the Week (Dec. 12, 2016) for leading the Cowboys to a win at Tulsa in his first career start. Averette posted a game-high 17 points, three rebounds, three assist and three steals.
- ▶ Ended the year with averages of 5.2 ppg, 1.5 rpg, 1.8 apg and 0.8 spg.
- ▶ Racked up five double-digit scoring games, including back-to-back outings against Georgetown and Rogers State.
- ▶ Also helped OSU pick up a win in Bramlage Coliseum with 13 points on 6-of-6 shooting at Kansas State.
- ▶ One of just five Cowboys to play in all 33 games in 2016-17.
- ▶ Racked up a dozen games with at least three assists, including five assists in both games against Iowa State.
- ▶ Hit the go-ahead free throws at TCU with 1:02 remaining to give the Cowboys a key Big 12 road win.

AVERETTE AGAINST TODAY'S OPPONENT

Opponent	Date	GS	Min	FG	FGA	3FG	FGA	FT	FTA	Off	Def	Tot	PF	A	TO	Blk	Stl	Pts
First Career Meeting																		

2017-18 GAME-BY-GAME STATS

Opponent	Date	TOTAL					3-PTS			REBOUNDS														
		GS	Min	FG	FGA	Pct	3FG	FGA	Pct	FT	FTA	Pct	Off	Def	Tot	Avg	PF	FO	A	TO	Blk	Stl	Pts	Avg
PEPPERDINE	11/10/17	19	5	7	.714	1	2	.500	0	0	.000	0	4	4	4.0	4	0	5	0	0	2	11	11.0	
CHARLOTTE	11/13/17	23	4	12	.333	1	4	.250	3	4	.750	0	3	3	3.5	1	0	4	1	0	0	12	11.5	
ORAL ROBERTS	11/16/17	26	8	16	.500	4	6	.667	1	1	1.000	1	3	4	3.7	1	0	9	0	0	2	21	14.7	
vs Texas A&M	11/20/17	19	4	9	.444	0	2	.000	2	3	.667	1	3	4	3.8	0	0	1	2	0	0	10	13.5	
vs Pittsburgh	11/21/17	19	0	4	.000	0	1	.000	2	2	1.000	0	1	1	3.2	1	0	3	1	0	0	2	11.2	
HOUSTON BAPTIST	11/26/17	20	4	7	.571	1	1	1.000	0	1	.000	0	1	1	2.8	2	0	3	1	0	0	9	10.8	
AUSTIN PEAY	11/29/17	16	2	6	.333	0	1	.000	0	0	.000	0	0	0	2.4	2	0	3	2	0	1	4	9.9	
MISS VALLEY STATE	12/03/17	18	2	3	.667	1	1	1.000	0	0	.000	0	2	2	2.4	1	0	3	0	1	2	5	9.3	
WICHITA STATE	12/09/17	20	1	6	.167	0	0	.000	3	4	.750	0	3	3	2.4	2	0	2	2	0	0	5	8.8	
vs Florida State	12/16/17	14	0	3	.000	0	2	.000	0	0	.000	0	0	0	2.2	0	0	2	1	0	0	0	7.9	
TULSA	12/19/17	21	3	4	.750	0	1	.000	0	0	.000	0	0	0	2.0	0	0	2	1	0	1	6	7.7	
UT-RIO GRANDE VALLEY	12/22/17	24	2	5	.400	0	0	.000	2	2	1.000	0	2	2	2.0	1	0	5	2	0	3	6	7.6	
WEST VIRGINIA	12/29/17	23	1	3	.333	0	1	.000	4	6	.667	0	2	2	2.0	1	0	0	2	0	1	6	7.5	
at Oklahoma	01/03/18	27	6	12	.500	0	1	.000	1	2	.500	0	1	1	1.9	4	0	3	3	0	0	13	7.9	
IOWA STATE	01/06/18	18	3	4	.750	0	0	.000	2	3	.667	0	1	1	1.9	1	0	2	1	0	0	8	7.9	
at Kansas State	01/10/18	28	8	11	.727	0	0	.000	6	6	1.000	0	1	1	1.8	4	0	6	2	0	1	22	8.8	
TEXAS	01/13/18	*	29	3	9	.333	0	0	.000	5	6	.833	0	3	3	1.9	1	0	1	0	1	11	8.9	
at Baylor	01/15/18	*	24	2	3	.667	0	0	.000	1	1	1.000	1	2	3	1.9	2	0	1	1	0	1	5	8.7
OKLAHOMA	01/20/18	*	24	4	8	.500	0	1	.000	0	2	.000	0	1	1	1.9	4	0	7	3	0	1	8	8.6
at Texas Tech	01/23/18	*	26	2	8	.250	1	4	.250	2	2	1.000	0	3	3	2.0	5	1	3	2	0	7	8.6	
at Arkansas	01/27/18	*	36	4	11	.364	1	3	.333	1	3	.333	0	4	4	2.0	1	0	4	4	0	10	8.6	
TCU	01/30/18	*	33	0	3	.000	0	0	.000	0	0	.000	0	1	1	2.0	2	0	6	3	0	2	0	8.2
at Kansas	02/03/18	15	0	1	.000	0	0	.000	0	0	.000	1	3	4	2.1	3	0	3	0	0	0	0	7.9	
BAYLOR	02/06/18	21	1	2	.500	0	0	.000	0	0	.000	0	1	1	2.0	0	0	5	1	0	0	2	7.6	
at West Virginia	2-10-18	16	2	4	.500	0	0	.000	2	2	1.000	0	0	0	2.0	2	0	0	2	0	1	6	7.6	
KANSAS STATE	02/14/18	18	1	2	.500	0	0	.000	0	0	.000	0	2	2	2.0	1	0	1	0	0	0	2	7.3	
at TCU	02/17/18	20	1	3	.333	0	0	.000	0	0	.000	0	1	1	1.9	1	0	4	0	0	1	2	7.1	
TEXAS TECH	02/21/18	13	0	3	.000	0	0	.000	1	2	.500	0	1	1	1.9	1	0	0	3	0	1	1	6.9	
at Texas	02/24/18	15	1	6	.167	0	1	.000	0	0	.000	0	0	0	1.8	0	0	3	0	0	0	2	6.8	
at Iowa State	02-27-18	13	1	5	.200	0	1	.000	0	0	.000	0	2	2	1.8	0	0	2	1	0	0	2	6.6	
KANSAS	03/03/18	14	1	5	.200	0	1	.000	0	0	.000	0	0	0	0.8	1	0	1	1	0	1	2	1.8	
vs Oklahoma	03/07/18	12	1	6	.167	0	0	.000	4	5	.800	1	1	2	1.8	1	0	1	3	0	1	6	6.4	
vs Kansas	03/08/18	9	1	2	.500	0	1	.000	0	0	.000	0	1	1	1.8	0	0	3	0	0	0	2	6.3	
Totals		6	673	78	193	.404	10	35	.286	42	57	.737	5	53	58	1.8	50	1	98	45	1	22	208	6.3

CAREER GAME HIGHS / SUPERLATIVES

Points	22, at Kansas State, 2017-18
Rebounds	5, vs Iowa State, 2016-17
Field Goals	8, vs Oral Roberts, 2017-18
Field Goals Att.	17, at Tulsa, 2016-17
Three-Point FG	4, Oral Roberts, 2017-18
Three-Point FG Att.	6, vs Oral Roberts, 2017-18
Free Throws Made	6, 3x, last at Kansas State, 2017-18
Free Throws Att.	9, at Wichita State, 2016-17
Assists	9, vs Oral Roberts, 2017-2018
Steals	4, vs Georgetown, 2016-17
Blocks	1, vs Miss Valley State, 2017-18
Minutes	37, at Tulsa, 2016-17

Miscellaneous	Career
Games with 10+ points	13
Games with 20+ points	2
Games with 5+ rebounds	1
Games with 10+ rebounds	0
Games with 3+ assists	29
Games with 2+ steals	14
Games with 2+ blocks	0
Double-Doubles	0
Games led team in points	4
Games led team in rebounds	0
Games led team in assists	12
Games led team in steals	6
Games led team in blocks	0

CAREER STATS


Year	GP	GS	Min	Avg	-----Total-----			-----3-PTS-----			-----Rebounds-----									
					FG	FGA	Pct	FG	FGA	Pct	FT	FTA	Pct	Off	Def	Tot	Avg	PF	FO	Ast
2016-17	33	1	490	14.8	61	137	.445	10	22	.455	39	52	.750	3	46	49	1.5	53	0	60
2017-18	33	6	673	20.4	78	193	.404	10	35	.286	42	57	.737	5	53	58	1.8	50	1	98
TOTAL	66	7	1163	17.6	139	330	.421	20	57	.351	81	109	.743	8	99	107	1.6	103	1	158



PLAYER SPOTLIGHT

1 KENDALL SMITH

Guard ▶ 6-3 ▶ 190 ▶ Graduate/Senior ▶ Antioch, Calif. (CSUN / UNLV / Deer Valley HS)



- ▶ Earned Big 12 Player of the Week honors on March 5 after leading the Cowboys to a win over Kansas with 25 points.
- ▶ Named the Big 12 Newcomer of the Week on Feb. 5, 2018 for leading OSU to a win at No. 7 Kansas.
- ▶ Big 12 Ranks: 17th in scoring (12.9), 15th in assists (2.9), 12th in 3-point percentage (.394), 29th in minutes (26.6).
- ▶ With 8 seconds to go, he hit a 3-pointer to send the Bedlam game against OU to overtime where the Cowboys won.
- ▶ Sent the Iowa State game into overtime with a contested runner with 5 seconds to play in regulation.
- ▶ Scored a team-high 24 points at Kansas for OSU's first win at Allen Fieldhouse since 2013.
- ▶ Scored a career-high 25 points against Kansas for the team's sweep of Kansas. In OSU's four top-ten wins, he is averaging 22.5 points.
- ▶ Made his Cowboy debut against Pepperdine and finished with 10 points and a game-high 8 assists.
- ▶ Competed in all 30 games for CSUN in 2016-17 and averaged a team-high 16.7 points and 4.8 assists to go along with 4.0 rebounds and 1.3 steals.
- ▶ Shot 44.8 percent from the floor, 37.5 percent from behind the 3-point arc and 76.2 percent from the free throw line.
- ▶ Averaged 17.6 points in conference play.
- ▶ Earned All-Big West Second Team honors.
- ▶ Finished tops in the Big West in assists per game.
- ▶ Also finished second in the conference in points, fifth in steals and eighth in 3-point percentage.
- ▶ Led the team in scoring 15 times.

SMITH AGAINST TODAY'S OPPONENT

Opponent	Date	GS	Min	FG	FGA	3FG	FGA	FT	FTA	Off	Def	Tot	PF	A	TO	Blk	Stl	Pts
First Career Meeting																		

2017-18 GAME-BY-GAME STATS

Opponent	Date	TOTAL			3-PTS			REBOUNDS											Pts	Avg					
		GS	Min	FG	FGA	Pct	3FG	FGA	Pct	FT	FTA	Pct	Off	Def	Tot	Avg	PF	FO			A	TO	Blk	Stl	
PEPPERDINE	11/10/17	*	32	3	11	.273	1	3	.333	3	3	1.000	1	3	4	4.0	2	0	8	3	0	3	10	10.0	
CHARLOTTE	11/13/17	*	23	8	13	.615	1	4	.250	2	2	1.000	0	6	6	5.0	2	0	3	2	0	0	19	14.5	
ORAL ROBERTS	11/16/17	*	23	4	12	.333	1	3	.333	0	1	.000	1	3	4	4.7	2	0	3	3	0	1	9	12.7	
vs Texas A&M	11/20/17	*	24	2	9	.222	0	1	.000	3	4	.750	0	2	2	4.0	2	0	2	2	0	1	7	11.3	
vs Pittsburgh	11/21/17	*	25	2	9	.222	0	3	.000	3	4	.750	1	1	2	3.6	0	0	3	2	0	1	7	10.4	
HOUSTON BAPTIST	11/26/17	*	24	5	9	.556	3	3	1.000	3	3	1.000	0	3	3	3.5	2	0	5	3	0	2	16	11.3	
AUSTIN PEAY	11/29/17	*	25	1	6	.167	1	3	.333	1	2	.500	0	1	1	3.1	1	0	2	5	0	0	4	10.3	
MISS VALLEY STATE	12/03/17	*	23	5	11	.455	2	6	.333	2	2	1.000	1	0	1	2.9	1	0	5	1	0	0	14	10.8	
WICHITA STATE	12/09/17	*	20	3	5	.600	0	0	.000	0	2	.000	0	1	1	2.7	5	1	4	1	0	0	6	10.2	
vs Florida State	12/16/17	*	30	3	14	.214	1	5	.200	0	0	.000	1	4	5	2.9	1	0	6	3	0	2	7	9.9	
TULSA	12/19/17	*	28	6	13	.462	3	8	.375	1	1	1.000	1	1	2	2.8	1	0	3	1	0	1	16	10.5	
UT-RIO GRANDE VALLEY	12/22/17	*	25	7	10	.700	1	3	.333	3	3	1.000	0	0	0	2.6	0	0	4	4	0	1	18	11.1	
WEST VIRGINIA	12/29/17	*	33	3	8	.375	0	2	.000	1	2	.500	0	1	1	2.5	1	0	2	4	0	1	7	10.8	
at Oklahoma	01/03/18	*	24	3	10	.300	0	1	.000	0	1	.000	0	2	2	2.4	1	0	2	1	0	2	6	10.4	
IOWA STATE	01/06/17	*	36	7	18	.389	1	2	.500	5	6	.833	0	5	5	2.6	2	0	5	2	0	2	20	11.1	
at Kansas State	01/10/18	*	27	5	15	.333	2	3	.667	2	2	1.000	1	3	4	2.7	3	0	1	1	0	1	14	11.3	
TEXAS	01/13/18		13	1	3	.333	0	0	.000	0	0	.000	0	1	1	2.6	0	0	1	0	0	0	2	10.7	
at Baylor	01/15/18		16	1	5	.200	0	1	.000	0	0	.000	0	0	0	2.4	3	0	0	2	0	2	2	10.2	
OKLAHOMA	01/20/18		26	7	16	.438	3	7	.429	3	4	.750	0	2	2	2.4	0	0	0	0	0	1	20	10.7	
at Texas Tech	01/23/18		24	5	11	.455	1	1	1.000	0	0	.000	1	2	3	2.5	1	0	1	1	0	1	11	10.8	
at Arkansas	01/27/18		DNP																						
TCU	01/30/18		28	5	9	.556	0	1	.000	3	4	.750	0	1	1	2.4	2	0	3	1	0	0	13	10.9	
at Kansas	02/03/18	*	36	10	16	.625	2	3	.667	2	3	.667	1	4	5	2.5	2	0	5	3	0	2	24	11.5	
BAYLOR	02/06/18	*	30	5	14	.357	3	6	.500	2	2	1.000	1	3	4	2.6	1	0	1	2	0	0	15	11.6	
at West Virginia	2-10-18	*	23	7	12	.583	3	5	.600	3	5	.600	1	2	3	2.6	3	0	3	4	0	0	20	12.0	
KANSAS STATE	02/14/18	*	27	8	18	.444	0	1	.000	0	3	.000	4	3	7	2.8	4	0	1	1	0	0	16	12.1	
at TCU	02/17/18	*	30	7	18	.389	4	7	.571	3	4	.750	0	3	3	2.8	1	0	2	3	0	2	21	12.5	
TEXAS TECH	02/21/18	*	31	6	13	.462	1	3	.333	8	10	.800	0	3	3	2.8	2	0	6	1	0	1	21	12.8	
at Texas	02/24/18	*	28	3	11	.273	0	2	.000	3	3	1.000	0	2	2	2.8	0	0	2	2	0	1	9	12.6	
at Iowa State	02-27-18	*	29	3	8	.375	2	4	.500	1	6	.167	0	6	6	2.9	3	0	3	2	0	0	9	12.5	
KANSAS	03/03/18	*	29	9	15	.600	4	6	.667	3	4	.750	0	3	3	3.4	0	0	3	3	0	4	25	17.0	
vs Oklahoma	03/07/18	*	26	5	12	.417	1	5	.200	0	0	.000	1	5	6	3.0	5	1	3	3	0	0	11	12.9	
vs Kansas	03/08/18	*	32	5	15	.333	2	7	.286	2	4	.500	0	2	2	2.9	2	0	0	3	0	1	14	12.9	
Totals			27	850	154	369	.417	43	109	.394	62	90	.689	16	78	94	2.9	55	2	92	69	0	31	413	12.9

CAREER GAME HIGHS / SUPERLATIVES

Points	25, vs Kansas, 2017-18
Rebounds	7, vs Kansas State, 2017-18
Field Goals	10, at Kansas, 2017-18
Field Goals Att.	18, 3x, last vs Kansas State, 2017-18
Three-Point FG	4, 2x, last vs Kansas, 2017-18
Three-Point FG Att.	6, Miss Valley State, 2017-18
Free Throws Made	8, vs Texas Tech, 2017-18
Free Throws Att.	8, vs Tulsa, 2017-18
Assists	8, vs Pepperdine, 2017-18
Steals	4, vs Kansas, 2017-18
Blocks	-
Minutes	36, 2x, last at Kansas, 2017-18

Miscellaneous	Career
Games with 10+ points	20
Games with 20+ points	7
Games with 5+ rebounds	7
Games with 10+ rebounds	0
Games with 3+ assists	18
Games with 2+ steals	8
Games with 2+ blocks	0
Double-Doubles	0
Games led team in points	8
Games led team in rebounds	1
Games led team in assists	7
Games led team in steals	4
Games led team in blocks	0

CAREER STATS

-----Total-----																											-----3-PTS-----						-----Rebounds-----										
Year	GP	GS	Min	Avg	FG	FGA	Pct	FG	FGA	Pct	FT	FTA	Pct	Off	Def	Tot	Avg	PF	FO	Ast	TO	Blk	Stl	Pts	Avg																		
2017-18	32	27	850	26.6	154	369	.417	43	109	.394	62	90	.689	16	78	94	2.9	55	2	92	69	0	31	413	12.9																		
TOTAL	32	27	850	26.6	154	369	.417	43	109	.394	62	90	.689	16	78	94	2.9	55	2	92	69	0	31	413	12.9																		




PLAYER SPOTLIGHT

4 THOMAS DZIAGWA

Guard ▶ 6-4 ▶ 180 ▶ Sophomore ▶ Temple Terrace, Fla. (Tampa Catholic High School)

(Pronounced: DUH-zawg-wuh)

- ▶ Ranks 11th in OSU history with a career 3-point percentage of 39.4.
- ▶ Exploded for a career-high 19 points on 5-of-10 shooting from 3-point at Oklahoma.
- ▶ Has yet to miss a free throw in his OSU career (17-of-17).
- ▶ Set a then-career-high in points with 16 against Houston Baptist on four made three-pointers.
- ▶ One of OSU's top sharpshooters, Dziagwa connected on 43.4 percent (25-of-53) of his 3-point attempts in 2016-17, which was the second highest among all Cowboys with at least 20 makes.
- ▶ Saw action in 26 games for OSU, and averaged 3.3 points per game on 41.5 percent shooting from the floor.
- ▶ Posted three double-digit scoring performances on the season – all in a four-game span in December. Dziagwa averaged 11.3 points on 56.5 percent shooting from 3-point over that span.
- ▶ Scored a season-high 14 points at home against Arkansas-Pine Bluff thanks to 4-of-6 shooting from 3-point on the night.
- ▶ Was 3-of-4 shooting from 3-point for nine points in the win at Wichita State.
- ▶ Also scored 11 points in the win at Tulsa and at home against Texas A&M-Corpus Christi.
- ▶ Hit 2-of-3 shots for five points in the win at Texas Tech.
- ▶ Also had seven points and three assists at Texas.
- ▶ Broke the 31-year old Tampa Catholic HS career scoring record with 2,162 career points while playing for his father, Don.
- ▶ Averaged 22.5 points per game as a senior in 2016.



DZIAGWA AGAINST TODAY'S OPPONENT

Opponent	Date	GS	Min	FG	FGA	3FG	FGA	FT	FTA	Off	Def	Tot	PF	A	TO	Blk	Stl	Pts
First Career Meeting																		

2017-18 GAME-BY-GAME STATS

		TOTAL					3-PTS					REBOUNDS												
Opponent	Date	GS	Min	FG	FGA	Pct	3FG	FGA	Pct	FT	FTA	Pct	Off	Def	Tot	Avg	PF	FO	A	TO	Blk	Stl	Pts	Avg
PEPPERDINE	11/10/17	23	4	9	.444	4	9	.444	0	0	.000	0	0	0	0	0.0	3	0	1	3	0	0	12	12.0
CHARLOTTE	11/13/17	18	4	5	.800	4	4	1.000	0	0	.000	0	1	1	0.5	3	0	1	2	0	0	12	12.0	
ORAL ROBERTS	11/16/17	17	4	8	.500	3	7	.429	0	0	.000	1	0	1	0.7	1	0	0	2	0	0	11	11.7	
vs Texas A&M	11/20/17	9	1	2	.500	1	2	.500	0	0	.000	0	1	1	0.8	0	0	0	0	0	0	3	9.5	
vs Pittsburgh	11/21/17	14	4	8	.500	4	7	.571	0	0	.000	0	2	2	1.0	2	0	1	1	0	1	12	10.0	
HOUSTON BAPTIST	11/26/17	15	4	8	.500	4	7	.571	4	4	1.000	0	2	2	1.2	1	0	2	1	0	1	16	11.0	
AUSTIN PEAY	11/29/17	16	3	6	.500	3	5	.600	2	2	1.000	0	0	0	1.0	1	0	1	1	0	0	11	11.0	
MISS VALLEY STATE	12/03/17	20	3	9	.333	1	7	.143	0	0	.000	0	1	1	1.0	1	0	2	1	0	1	7	10.5	
WICHITA STATE	12/09/17	9	0	3	.000	0	2	.000	0	0	.000	0	1	1	1.0	0	0	0	1	0	0	0	9.3	
vs Florida State	12/16/17	7	0	2	.000	0	2	.000	0	0	.000	0	4	4	1.3	1	0	0	2	0	0	0	8.4	
TULSA	12/19/17	10	1	5	.200	1	5	.200	0	0	.000	0	2	2	1.4	3	0	1	0	0	0	3	7.9	
UT-RIO GRANDE VALLEY	12/22/17	13	2	8	.250	1	7	.143	1	1	1.000	0	2	2	1.4	1	0	4	2	0	0	6	7.8	
WEST VIRGINIA	12/29/17	1	0	0	.000	0	0	.000	0	0	.000	0	0	0	0.0	1.3	1	0	0	2	0	0	7.2	
at Oklahoma	01/03/18	21	7	13	.538	5	10	.500	0	0	.000	0	5	5	1.6	2	0	0	0	0	0	19	8.0	
IOWA STATE	01/06/17	4	0	2	.000	0	2	.000	0	0	.000	0	0	0	1.5	1	0	0	1	0	0	0	7.5	
at Kansas State	01/10/18	15	1	4	.250	1	3	.333	2	2	1.000	0	1	1	1.4	2	0	0	0	0	0	5	7.3	
TEXAS	01/13/18	6	1	2	.500	1	2	.500	0	0	.000	0	1	1	1.4	2	0	0	0	0	0	2	7.1	
at Baylor	01/15/18	13	3	6	.500	2	4	.500	0	0	.000	0	0	0	1.3	1	0	1	1	0	0	8	7.1	
OKLAHOMA	01/20/18	2	0	2	.000	0	1	.000	0	0	.000	0	0	0	1.3	1	0	0	1	0	0	0	6.7	
at Texas Tech	01/23/18	9	2	3	.667	2	3	.667	2	2	1.000	0	0	0	1.2	0	0	0	0	0	0	8	6.8	
at Arkansas	01/27/18	16	1	9	.111	1	8	.125	0	0	.000	0	0	0	1.1	0	0	0	1	0	0	3	6.6	
TCU	01/30/18	8	2	3	.667	2	2	1.000	0	0	.000	0	0	0	1.1	1	0	0	0	0	1	6	6.6	
at Kansas	02/03/18	3	1	2	.500	1	1	1.000	0	0	.000	1	0	1	1.1	0	0	0	0	0	0	3	6.4	
BAYLOR	02/06/18	12	0	4	.000	0	4	.000	0	0	.000	1	0	1	1.1	2	0	0	1	0	2	0	6.2	
at West Virginia	2-10-18	10	0	4	.000	0	4	.000	0	0	.000	1	1	2	1.1	0	0	1	0	0	2	0	5.9	
KANSAS STATE	02/14/18	8	1	4	.250	1	4	.250	0	0	.000	1	0	1	1.1	0	0	0	0	0	0	3	5.8	
at TCU	02/17/18	7	0	1	.000	0	0	.000	1	2	.500	0	0	0	1.1	3	0	0	0	0	0	1	5.6	
TEXAS TECH	02/21/18	10	2	3	.667	2	2	1.000	0	0	.000	0	2	2	1.1	1	0	0	0	0	0	6	5.6	
at Texas	02/24/18	7	1	2	.500	1	2	.500	3	3	1.000	0	1	1	1.1	0	0	0	0	0	0	6	5.7	
at Iowa State	02-27-18	6	0	5	.000	0	3	.000	0	0	.000	0	2	2	1.1	0	0	0	0	0	0	0	5.5	
KANSAS	03/03/18	5	1	2	.500	1	2	.500	0	0	.000	0	2	2	1.4	0	0	0	0	1	0	3	3.2	
vs Oklahoma	03/07/18	6	1	2	.500	1	2	.500	0	0	.000	0	1	1	1.2	0	0	0	0	0	0	3	5.3	
vs Kansas	03/08/18	3	0	1	.000	0	0	.000	0	0	.000	0	0	0	1.1	0	0	1	0	0	0	0	5.2	
Totals		0	343	54	147	.367	47	123	.382	15	16	.938	5	32	37	1.1	34	0	16	23	1	10	170	5.2

CAREER GAME HIGHS / SUPERLATIVES

Points	19, at Oklahoma, 2017-18
Rebounds	5, at Oklahoma, 2017-18
Field Goals	7 at Oklahoma, 2017-18
Field Goals Att.	13 at Oklahoma, 2017-18
Three-Point FG	5, at Oklahoma, 2017-18
Three-Point FG Att.	10 at Oklahoma, 2017-18
Free Throws Made	4, vs Houston Baptist, 2017-18
Free Throws Att.	4, vs Houston Baptist, 2017-18
Assists	4, vs UT-Rio Grande Valley, 2017-18
Steals	3, vs UAPB, 2016-17
Blocks	-
Minutes	22, vs UAPB, 2016-17

Miscellaneous	Career
Games with 10+ points	10
Games with 20+ points	0
Games with 5+ rebounds	1
Games with 10+ rebounds	0
Games with 3+ assists	2
Games with 2+ steals	5
Games with 2+ blocks	0
Double-Doubles	0
Games led team in points	1
Games led team in rebounds	0
Games led team in assists	0
Games led team in steals	3
Games led team in blocks	0

CAREER STATS

CAREER STATS																												
Year	GP	GS	Min	Avg	-----Total-----			-----3-PTS-----			-----Rebounds-----										PF	FO	Ast	TO	Blk	Stl	Pts	Avg
					FG	FGA	Pct	FG	FGA	Pct	FT	FTA	Pct	Off	Def	Tot	Avg											
2016-17	26	0	176	6.8	27	65	.415	23	53	.434	10	10	1.000	6	9	15	0.6	21	0	13	7	0	9	87	3.3			
2017-18	33	0	343	10.4	54	147	.367	47	123	.382	15	16	.938	5	32	37	1.1	34	0	16	23	1	10	170	5.2			
TOTAL	59	0	519	8.8	81	212	.382	70	176	.398	25	26	.962	11	41	52	0.9	55	0	29	30	1	19	257	4.4			




PLAYER SPOTLIGHT

5 TAVARIUS SHINE

Guard/Small Forward ▶ 6-6 ▶ 200 ▶ Redshirt-Junior ▶ Irving, Texas (MacArthur High School)

(Pronounced: tuh-VAR-iss)



- ▶ Big 12 Ranks: 13th in free throw percentage (77.8).
- ▶ Got the go-ahead basket against Texas in the final seconds to help the Cowboys come back and win.
- ▶ Averaging a team-best 14.6 points against ranked opponents in 2017-18.
- ▶ Attacked the rim against West Virginia and racked up 17 points on 7-of-11 shooting (six layups) and four assists.
- ▶ Set a new career-high in points against top-ranked Wichita State with 20. He was also a perfect 9-9 from the free throw line.
- ▶ Started the season opener after missing most of 2016-17, and finished with 11 points and 5 rebounds.
- ▶ Missed OSU's final 27 games due to injury and was granted a redshirt due to a back injury.
- ▶ Averaged 4.5 points and 1.7 rebounds per game in the six games prior to his injury.
- ▶ Saw action in 25 games, starting four, and upped his scoring production from 3.4 points as a freshman to 6.1 points as a sophomore.
- ▶ Returned from injury against Minnesota, and was a key part in OSU's defensive resurgence thanks to his length and energy on that end of the floor.
- ▶ Key five-game stretch in February featured 10.8 points per game on 51.9 percent shooting from 3-point.
- ▶ Among the team's best free throw shooters at 75.0 percent (39-of-52).
- ▶ Scored a career-high at the time with 14 points on the road at Texas, including going four-of-five from behind the arc.

SHINE AGAINST TODAY'S OPPONENT

Opponent	Date	GS	Min	FG	FGA	3FG	FGA	FT	FTA	Off	Def	Tot	PF	A	TO	Blk	Stl	Pts
First Career Meeting																		

2017-18 GAME-BY-GAME STATS

Opponent	Date	TOTAL					3-PTS			REBOUNDS											Pts	Avg			
		GS	Min	FG	FGA	Pct	3FG	FGA	Pct	FT	FTA	Pct	Off	Def	Tot	Avg	PF	FO	A	TO			Blk	Stl	
PEPPERDINE	11/10/17	*	25	3	9	.333	0	5	.000	5	6	.833	0	5	5	5.0	4	0	0	1	0	11	11.0		
CHARLOTTE	11/13/17	*	33	5	9	.556	2	4	.500	5	5	1.000	1	4	5	5.0	2	0	3	2	2	1	17	14.0	
ORAL ROBERTS	11/16/17	*	27	3	8	.375	2	5	.400	0	0	.000	4	3	7	5.7	1	0	5	0	1	1	8	12.0	
vs Texas A&M	11/20/17	*	27	2	11	.182	0	4	.000	4	8	.500	5	3	8	6.3	1	0	1	0	0	1	8	11.0	
vs Pittsburgh	11/21/17	*	28	2	7	.286	1	5	.200	1	2	.500	1	2	3	5.6	2	0	2	2	0	0	6	10.0	
HOUSTON BAPTIST	11/26/17	*	12	1	2	.500	0	0	.000	2	2	1.000	2	1	3	5.2	3	0	0	1	1	0	4	9.0	
AUSTIN PEAY	11/29/17	*	20	5	8	.625	2	5	.400	0	0	.000	3	0	3	4.9	1	0	2	1	0	0	12	9.4	
MISS VALLEY STATE	12/03/17	*	21	5	9	.556	3	6	.500	0	0	.000	0	1	1	4.4	2	0	3	0	0	1	13	9.9	
WICHITA STATE	12/09/17	*	32	5	10	.500	1	5	.200	9	9	1.000	0	3	3	4.2	3	0	3	1	0	2	20	11.0	
vs Florida State	12/16/17	*	21	5	6	.833	2	2	1.000	0	0	.000	0	0	0	3.8	4	0	0	3	0	2	12	11.1	
TULSA	12/19/17	*	24	2	7	.286	2	6	.333	0	0	.000	2	4	6	4.0	0	0	3	1	0	0	6	10.6	
UT-RIO GRANDE VALLEY	12/22/17	*	23	3	8	.375	2	6	.333	4	7	.571	1	1	2	3.8	2	0	2	2	2	3	12	10.8	
WEST VIRGINIA	12/29/17	*	32	7	11	.636	1	4	.250	2	4	.500	4	1	5	3.9	2	0	4	3	0	1	17	11.2	
at Oklahoma	01/03/18	*	18	7	11	.636	2	3	.667	0	0	.000	1	1	2	3.8	5	1	1	1	2	1	16	11.6	
IOWA STATE	01/06/17	*	33	4	11	.364	1	4	.250	6	7	.857	1	7	8	4.1	4	0	3	1	2	0	15	11.8	
at Kansas State	01/10/18	DNP																							
TEXAS	01/13/18		25	2	7	.286	0	2	.000	1	2	.500	1	3	4	4.1	0	0	2	2	1	1	5	11.4	
at Baylor	01/15/18		25	4	9	.444	2	5	.400	4	4	1.000	1	0	1	3.9	0	0	0	0	0	1	14	11.5	
OKLAHOMA	01/20/18	*	35	6	14	.429	4	9	.444	0	0	.000	1	0	1	3.7	5	1	4	0	2	3	16	11.8	
at Texas Tech	01/23/18	*	22	2	7	.286	0	2	.000	0	0	.000	0	3	3	3.7	5	1	1	1	0	2	4	11.4	
at Arkansas	01/27/18	DNP																							
TCU	01/30/18	DNP																							
at Kansas	02/03/18	DNP																							
BAYLOR	02/06/18	DNP																							
at West Virginia	2-10-18		21	1	6	.167	1	4	.250	4	5	.800	0	4	4	3.7	1	0	1	2	0	1	7	11.2	
KANSAS STATE	02/14/18		26	3	8	.375	2	3	.667	0	0	.000	1	2	3	3.7	3	0	1	1	0	1	8	11.0	
at TCU	02/17/18		29	2	6	.333	1	3	.333	0	0	.000	1	1	2	3.6	1	0	3	0	1	1	5	10.7	
TEXAS TECH	02/21/18		24	1	4	.250	1	4	.250	0	0	.000	0	2	2	3.5	1	0	0	2	2	0	3	10.4	
at Texas	02/24/18		21	1	6	.167	1	4	.250	0	0	.000	0	5	5	3.6	2	0	0	1	0	0	3	10.1	
at Iowa State	02-27-18		22	3	8	.375	2	6	.333	0	1	.000	1	2	3	3.6	3	0	1	1	0	1	8	10.0	
KANSAS	03/03/18	*	31	2	8	.250	0	4	.000	7	8	.875	2	2	4	3.2	0	0	3	1	1	2	11	6.0	
vs Oklahoma	03/07/18		28	2	6	.333	1	2	.500	2	2	1.000	0	0	0	3.4	0	0	1	0	1	0	7	9.9	
vs Kansas	03/08/18		32	1	6	.167	0	4	.000	0	0	.000	2	1	3	3.4	4	0	1	3	0	1	2	9.6	
Totals			18	717	89	222	.401	36	116	.310	56	72	.778	35	61	96	3.4	61	3	50	32	19	27	270	9.6

CAREER STATS

Year	GP	GS	Min	Avg	-----Total-----			-----3-PTS-----			FT	FTA	Pct	-----Rebounds-----			Avg	PF	FO	Ast	TO	Blk	Stl	Pts	Avg
					FG	FGA	Pct	FG	FGA	Pct				Off	Def	Tot									
2014-15	32	0	420	13.1	37	89	.416	21	66	.318	13	21	.619	16	36	52	1.6	49	0	10	24	8	16	108	3.4
2015-16	25	4	566	22.6	45	131	.344	27	87	.310	35	46	.761	16	67	83	3.3	70	2	14	27	9	19	152	6.1
2016-17	6	1	104	17.3	9	22	.409	4	15	.267	5	10	.500	6	4	10	1.7	11	0	6	2	3	7	27	4.5
2017-18	28	18	717	25.6	89	222	.401	36	116	.310	56	72	.778	35	61	96	3.4	61	3	50	32	19	27	270	9.6
TOTAL	91	23	1807	19.9	180	464	.388	88	284	.310	109	149	.732	73	168	241	2.6	191	5	80	85	39	69	557	6.1

CAREER GAME HIGHS / SUPERLATIVES

Points	20 vs Wichita State, 2017-18
Rebounds	9, vs Florida, 2016
Field Goals	7, 2x, last at Oklahoma, 2017-18
Field Goals Att.	14, vs Oklahoma, 2016
Three-Point FG	3, vs Oklahoma, 2017-18
Three-Point FG Att.	9, vs Oklahoma, 2016
Free Throws Made	9, vs Wichita State, 2017-18
Free Throws Att.	9, vs Wichita State, 2017-18
Assists	5, vs Oral Roberts, 2017-18
Steals	3, 2x last vs UT-Rio Grande Valley, 2017-18
Blocks	2, 8x, last vs Iowa State, 2017-18
Minutes	36, 2x, last vs Texas, 2016

Miscellaneous


	Career
Games with 10+ points	21
Games with 20+ points	0
Games with 5+ rebounds	15
Games with 10+ rebounds	0
Games with 3+ assists	12
Games with 2+ steals	14
Games with 2+ blocks	10
Double-Doubles	0
Games led team in points	3
Games led team in rebounds	3
Games led team in assists	2
Games led team in steals	14
Games led team in blocks	14



PLAYER SPOTLIGHT

12 CAMERON MCGRUFF

Forward ▶ 6-7 ▶ 220 ▶ Sophomore ▶ Grand Prairie, Texas (South Grand Prairie High School)



- ▶ Big 12 Ranks: 15th in rebounding (5.5), 3rd in free throw percentage (86.7), 12th in offensive rebounds (2.2).
- ▶ Made a career-best 27-straight free throws before missing two at Texas.
- ▶ Set a career-high for blocks and steals in a game with four against TCU.
- ▶ Set a career-high in points against Kansas with 20, which saw him also pull in 9 rebounds and 2 blocks.
- ▶ Streak of 16 straight makes from the free throw line ended at Oklahoma.
- ▶ Scored 14 points against Houston Baptist, which included an 8-of-8 performance from the free throw line.
- ▶ Known for his physical play, McGriff attempted 74 free throws in 503 total minutes, which trailed only Jawun Evans in free throw rate.
- ▶ Was the No. 1 play on the Nov. 23 SportsCenter Top 10 for his vicious transition dunk in the win over Georgetown in the Maui Invitational third-place game.
- ▶ Averaged 3.8 points and 3.1 rebounds on 40.5 percent shooting as a freshman.
- ▶ Posted four double-digit scoring performances, including a season-high 13 points on 3-of-6 shooting in the win over UConn.
- ▶ Began his collegiate career with a 13-rebound performance in the season opener against Campbell. It tied for the fifth most ever by an OSU player off the bench and 10th most by a Cowboy freshman.

MCGRUFF AGAINST TODAY'S OPPONENT

Opponent	Date	GS	Min	FG	FGA	3FG	FGA	FT	FTA	Off	Def	Tot	PF	A	TO	Blk	Stl	Pts
First Career Meeting5																		

2017-18 GAME-BY-GAME STATS

		TOTAL					3-PTS					REBOUNDS													
Opponent	Date	GS	Min	FG	FGA	Pct	3FG	FGA	Pct	FT	FTA	Pct	Off	Def	Tot	Avg	PF	FO	A	TO	Blk	Stl	Pts	Avg	
PEPPERDINE	11/10/17		22	3	5	.600	2	2	1.000	0	0	.000	0	4	4	4.0	4	0	0	1	0	0	8	8.0	
CHARLOTTE	11/13/17		26	3	6	.500	1	3	.333	4	5	.800	1	3	4	4.0	3	0	0	0	2	2	11	9.5	
ORAL ROBERTS	11/16/17		18	4	5	.800	0	1	.000	0	0	.000	3	4	7	5.0	1	0	0	1	0	0	8	9.0	
vs Texas A&M	11/20/17		24	4	8	.500	0	2	.000	0	0	.000	2	1	3	4.5	2	0	1	2	1	1	8	8.8	
vs Pittsburgh	11/21/17		21	3	8	.375	0	3	.000	0	0	.000	4	5	9	5.4	3	0	0	1	0	2	6	8.2	
HOUSTON BAPTIST	11/26/17		18	3	5	.600	0	1	.000	8	8	1.000	2	7	9	6.0	0	0	1	0	1	1	14	9.2	
AUSTIN PEAY	11/29/17		20	1	2	.500	1	1	1.000	2	3	.667	1	4	5	5.9	4	0	0	3	0	1	5	8.6	
MISS VALLEY STATE	12/03/17	*	27	4	5	.800	1	1	1.000	2	2	1.000	0	9	9	6.3	0	0	3	1	1	3	11	8.9	
WICHITA STATE	12/09/17	*	20	1	2	.500	1	2	.500	0	0	.000	0	1	1	5.7	4	0	0	2	0	0	3	8.2	
vs Florida State	12/16/17		11	1	2	.500	0	1	.000	0	0	.000	0	0	0	5.1	2	0	1	1	0	0	2	7.6	
TULSA	12/19/17		23	3	5	.600	1	1	1.000	0	0	.000	1	4	5	5.1	3	0	1	1	0	1	7	7.5	
UT-RIO GRANDE VALLEY	12/22/17		19	2	5	.400	0	0	.000	4	4	1.000	3	2	5	5.1	1	0	0	2	0	2	8	7.6	
WEST VIRGINIA	12/29/17		18	0	0	.000	0	0	.000	4	4	1.000	1	1	2	4.8	4	0	0	0	0	0	4	7.3	
at Oklahoma	01/03/18	*	34	1	7	.143	0	3	.000	4	6	.667	4	4	8	5.1	1	0	1	0	1	2	6	7.2	
IOWA STATE	01/06/17		19	2	3	.667	0	0	.000	2	2	1.000	2	0	2	4.9	3	0	3	0	0	0	6	7.1	
at Kansas State	01/10/18		13	1	1	1.000	0	0	.000	0	0	.000	1	2	3	4.8	5	1	1	2	0	0	2	6.8	
TEXAS	01/13/18		17	1	4	.250	0	0	.000	0	0	.000	2	0	2	4.6	3	0	1	0	0	0	2	6.5	
at Baylor	01/15/18		24	7	10	.700	0	0	.000	2	2	1.000	0	3	3	4.5	3	0	0	2	0	0	16	7.1	
OKLAHOMA	01/20/18		12	2	4	.500	0	0	.000	0	0	.000	3	3	6	4.6	4	0	0	0	0	0	4	6.9	
at Texas Tech	01/23/18		16	2	3	.667	0	0	.000	3	4	.750	3	2	5	4.6	5	1	1	5	0	0	7	6.9	
at Arkansas	01/27/18		22	3	5	.600	0	1	.000	2	2	1.000	4	6	10	4.9	1	0	3	1	0	0	8	7.0	
TCU	01/30/18		34	3	10	.300	0	1	.000	5	6	.833	1	5	6	4.9	2	0	2	1	4	4	11	7.1	
at Kansas	02/03/18	*	38	7	10	.700	1	3	.333	5	6	.833	3	6	9	5.1	1	0	0	2	2	3	20	7.7	
BAYLOR	02/06/18	*	28	2	6	.333	0	1	.000	1	4	.250	4	3	7	5.2	1	0	0	1	1	1	5	7.6	
at West Virginia	2-10-18	*	32	3	7	.429	1	1	1.000	13	13	1.000	4	5	9	5.3	5	1	1	1	1	0	20	8.1	
KANSAS STATE	02/14/18	*	29	3	6	.500	1	2	.500	6	6	1.000	3	4	7	5.4	2	0	1	5	1	1	13	8.3	
at TCU	02/17/18	*	22	3	8	.375	1	3	.333	2	2	1.000	1	3	4	5.3	4	0	2	2	0	1	9	8.3	
TEXAS TECH	02/21/18	*	34	2	5	.400	1	4	.250	4	4	1.000	4	3	7	5.4	4	0	0	1	2	1	9	8.3	
at Texas	02/24/18	*	25	1	2	.500	1	2	.500	2	4	.500	1	2	3	5.3	4	0	1	3	0	0	5	8.2	
at Iowa State	02-27-18	*	30	5	8	.625	2	3	.667	7	7	1.000	2	3	5	5.3	0	0	2	1	0	0	19	8.6	
KANSAS	03/03/18	*	25	1	2	.500	1	1	1.000	1	2	.500	1	3	4	4.6	3	0	0	1	3	0	4	9.2	
vs Oklahoma	03/07/18	*	33	6	13	.462	4	5	.800	2	2	1.000	6	3	9	5.4	1	0	0	1	0	0	18	8.7	
vs Kansas	03/08/18	*	28	4	10	.400	0	2	.000	0	0	.000	5	3	8	5.5	1	0	1	0	0	0	8	8.7	
Totals			14	782	91	182	.500	20	50	.400	85	98	.867	72	108	180	5.5	84	3	28	45	19	26	287	8.7

CAREER GAME HIGHS / SUPERLATIVES

Points	20, 2x, last at West Virginia, 2017-18
Rebounds	13, vs Campbell, 2016-17
Field Goals	7, 2x, last at Kansas, 2017-18
Field Goals Att.	13, vs Oklahoma, 2017-18
Three-Point FG	4, vs Oklahoma, 2017-18
Three-Point FG Att.	5, vs Oklahoma, 2017-18
Free Throws Made	13 at West Virginia, 2017-18
Free Throws Att.	13, at West Virginia, 2017-18
Assists	3, 5x last vs Iowa State, 2017-18
Steals	4, vs TCU, 2017-18
Blocks	4, vs TCU, 2017-18
Minutes	38, at Kansas, 2017-18

Miscellaneous	Career
Games with 10+ points	14
Games with 20+ points	2
Games with 5+ rebounds	27
Games with 10+ rebounds	2
Games with 3+ assists	4
Games with 2+ steals	9
Games with 2+ blocks	5
Double-Doubles	0
Games led team in points	2
Games led team in rebounds	9
Games led team in assists	1
Games led team in steals	8
Games led team in blocks	6

CAREER STATS

Year	GP	GS	Min	Avg	-----Total-----			-----3-PTS-----			FT	FTA	Pct	-----Rebounds-----			Avg	PF	FO	Ast	TO	Blk	Stl	Pts	Avg
					FG	FGA	Pct	FG	FGA	Pct				Off	Def	Tot									
2016-17	32	1	503	15.7	30	74	.405	6	21	.286	54	74	.730	38	60	98	3.1	69	1	20	35	8	16	120	3.8
2017-18	33	14	782	23.7	91	182	.500	20	50	.400	85	98	.867	72	108	180	5.5	84	3	28	45	19	26	287	8.7
TOTAL	65	15	1285	19.8	121	256	.473	26	71	.366	139	172	.808	110	168	278	4.3	153	4	48	80	27	42	407	6.3




PLAYER SPOTLIGHT

14 LUCAS N'GUESSAN

Forward/Center ▶ 7-0 ▶ 220 ▶ Sophomore ▶ De Lie, The Netherlands (Canarias Academy)

(Pronounced: guess-ON)



- ▶ Earned 10 starts and saw action in 28 games (8.5 mpg) for the Cowboys in 2016-17.
- ▶ Shot a team-best 67.4 percent (29-of-43) from the floor, which would have led the Big 12 Conference had N'Guessan qualified (250 attempts).
- ▶ Posted 15 blocks on the year, which ranked second among all OSU players.
- ▶ Averaged 2.4 points, 1.7 rebounds and 0.5 blocks per game.
- ▶ Blocked a season-high three shots in his first collegiate game in the season opener against Campbell.
- ▶ Had a pair of double-digit scoring performances, including an 11-point outing against New Orleans.
- ▶ Also scored 10 points on 4-of-4 shooting against Rogers State.
- ▶ Posted seven boards and six points at Maryland.
- ▶ Was 11-of-12 from the floor in seven games during the month of November.
- ▶ Played three seasons at the Canarias Basketball Academy in Spain.
- ▶ Developed experience playing internationally with the Netherlands. He represented his country at the 2015 U18 FIBA Championships, where he averaged 3.9 points and 5.1 rebounds in just over 13 minutes per game.

N'GUESSAN AGAINST TONIGHT'S OPPONENT

Opponent	Date	GS	Min	FG	FGA	3FG	FGA	FT	FTA	Off	Def	Tot	PF	A	TO	Blk	Stl	Pts
First Career Meeting5																		

2017-18 GAME-BY-GAME STATS

Opponent	Date	TOTAL			3-PTS			REBOUNDS											Pts	Avg					
		GS	Min	FG	FGA	Pct	3FG	FGA	Pct	FT	FTA	Pct	Off	Def	Tot	Avg	PF	FO			A	TO	Blk	Stl	
PEPPERDINE	11/10/17	*	25	2	2	1.000	0	0	.000	2	4	.500	1	4	5	5.0	3	0	0	0	1	0	6	6.0	
CHARLOTTE	11/13/17	*	17	1	3	.333	0	0	.000	0	0	.000	0	5	5	5.0	5	1	1	1	0	1	2	4.0	
ORAL ROBERTS	11/16/17	*	18	1	2	.500	0	1	.000	1	2	.500	2	6	8	6.0	3	0	0	0	1	0	3	3.7	
vs Texas A&M	11/20/17	*	28	1	3	.333	0	1	.000	0	0	.000	2	2	4	5.5	2	0	0	0	2	3	2	3.3	
vs Pittsburgh	11/21/17	*	22	2	2	1.000	0	0	.000	0	0	.000	3	1	4	5.2	2	0	0	1	1	0	4	3.4	
HOUSTON BAPTIST	11/26/17	*	21	0	1	.000	0	0	.000	3	4	.750	1	3	4	5.0	1	0	3	1	1	0	3	3.3	
AUSTIN PEAY	11/29/17	*	19	0	0	.000	0	0	.000	0	0	.000	1	3	4	4.9	2	0	2	0	0	1	0	2.9	
MISS VALLEY STATE	12/03/17		18	1	3	.333	0	0	.000	1	2	.500	1	4	5	4.9	2	0	1	2	2	1	3	2.9	
WICHITA STATE	12/09/17		14	0	0	.000	0	0	.000	2	2	1.000	0	1	1	4.4	4	0	0	1	0	0	2	2.8	
vs Florida State	12/16/17	DNP																							
TULSA	12/19/17	DNP																							
UT-RIO GRANDE VALLEY	12/22/17		18	2	4	.500	0	0	.000	3	4	.750	0	2	2	4.2	4	0	1	3	2	0	7	3.2	
WEST VIRGINIA	12/29/17	DNP																							
at Oklahoma	01/03/18		3	0	0	.000	0	0	.000	0	0	.000	0	0	0	3.8	0	0	0	0	0	0	0	2.9	
IOWA STATE	01/06/17		5	0	0	.000	0	0	.000	0	0	.000	0	1	1	3.6	0	0	0	0	0	0	0	2.7	
at Kansas State	01/10/18		6	1	1	1.000	0	0	.000	0	0	.000	1	0	1	3.4	1	0	0	0	0	1	2	2.6	
TEXAS	01/13/18		0	0	0	.000	0	0	.000	0	0	.000	0	0	0	3.1	0	0	0	0	0	0	0	2.4	
at Baylor	01/15/18	DNP																							
OKLAHOMA	01/20/18		2	0	0	.000	0	0	.000	0	0	.000	0	0	0	2.9	0	0	0	0	0	0	0	2.3	
at Texas Tech	01/23/18		1	0	0	.000	0	0	.000	0	0	.000	0	1	1	2.8	0	0	0	0	0	0	0	2.1	
at Arkansas	01/27/18		11	1	2	.500	0	0	.000	0	1	.000	1	0	1	2.7	2	0	0	0	0	0	2	2.1	
TCU	01/30/18		0	0	0	.000	0	0	.000	0	0	.000	0	0	0	2.6	0	0	0	0	0	0	0	2.0	
at Kansas	02/03/18		1	0	0	.000	0	0	.000	0	1	.000	0	1	1	2.5	1	0	0	1	0	0	0	1.9	
BAYLOR	02/06/18	DNP																							
at West Virginia	2-10-18	DNP																							
KANSAS STATE	02/14/18		2	0	0	.000	0	0	.000	0	0	.000	0	0	0	2.4	0	0	0	0	0	0	0	1.8	
at TCU	02/17/18		7	0	0	.000	0	0	.000	1	2	.500	1	0	1	2.3	5	1	0	0	1	0	1	1.8	
TEXAS TECH	02/21/18		3	0	0	.000	0	0	.000	0	0	.000	0	0	0	2.2	0	0	0	1	2	0	0	1.7	
at Texas	02/24/18		0	0	0	.000	0	0	.000	0	0	.000	0	0	0	2.1	0	0	0	0	0	0	0	1.6	
at Iowa State	02-27-18	DNP																							
KANSAS	03/03/18		1	0	0	.000	0	0	.000	0	0	.000	0	0	0	0.3	0	0	0	0	0	0	0	0.3	
vs Oklahoma	03/07/18		0	0	0	.000	0	0	.000	0	0	.000	0	0	0	1.9	0	0	0	0	0	0	0	1.5	
vs Kansas	03/08/18	DNP																							
Totals			7	242	12	23	.522	0	2	.000	13	22	.591	14	34	48	1.9	37	2	9	12	11	7	37	1.5

CAREER GAME HIGHS / SUPERLATIVES

Points	11, vs New Orleans, 2016-17
Rebounds	8, vs Oral Roberts, 2017-18
Field Goals	4, 2x, last vs vs Rogers State, 2016-17
Field Goals Att.	6 at Maryland, 2016-17
Three-Point FG	0
Three-Point FG Att.	1, 2x, last vs Texas A&M, 2017-18
Free Throws Made	5, vs New Orleans, 2016-17
Free Throws Att.	6, vs New Orleans, 2016-17
Assists	3, vs Houston Baptist, 2017-18
Steals	3 vs Texas A&M, 2017-18
Blocks	3, vs Campbell, 2016-17
Minutes	28 vs Texas A&M, 2017-17

Miscellaneous	Career
Games with 10+ points	2
Games with 20+ points	0
Games with 5+ rebounds	7
Games with 10+ rebounds	0
Games with 3+ assists	1
Games with 2+ steals	1
Games with 2+ blocks	7
Double-Doubles	0
Games led team in points	0
Games led team in rebounds	1
Games led team in assists	1
Games led team in steals	1
Games led team in blocks	10

CAREER STATS


Year	GP	GS	Min	Avg	-----Total-----			-----3-PTS-----					-----Rebounds-----												
					FG	FGA	Pct	FG	FGA	Pct	FT	FTA	Pct	Off	Def	Tot	Avg	PF	FO	Ast	TO	Blk	Stl	Pts	Avg
2016-17	28	10	239	8.5	29	43	.674	0	0	.000	8	20	.400	22	26	48	1.7	69	2	7	21	15	6	66	2.4
2017-18	25	7	242	9.7	12	23	.522	0	2	.000	13	22	.591	14	34	48	1.9	37	2	9	12	11	7	37	1.5
TOTAL	53	17	481	9.1	41	66	.621	0	2	.000	21	42	.500	36	60	96	1.8	106	4	16	33	26	13	103	1.9



PLAYER SPOTLIGHT

21 LINDY WATERS III

Guard ▶ 6-6 ▶ 205 ▶ Sophomore ▶ Norman, Okla. (Norman North High School)



- ▶ Hit the go-ahead 3-pointer against West Virginia to give the Cowboys an 86-85 lead with 14 seconds to go.
- ▶ Took a big charge with 23 seconds to go against Texas on a shot that would have given the Longhorns a three-point lead.
- ▶ Shooting 40 percent from the 3-point line in Big 12 play, which is 13th in the league.
- ▶ Most versatile member of the squad. Will play 1-4 based on matchups and situations.
- ▶ Started the season opener for the Cowboys and finished the game with 14 points.
- ▶ In 2016-17, Waters proved an efficient scoring threat thanks to 44.2 percent (19-of-43) shooting from 3-point.
- ▶ Led all OSU newcomers with 5.7 points per game in 23 appearances.
- ▶ Earned 12 starts, which are the most by any OSU freshman in 2016-17.
- ▶ Big 12 Newcomer of the Week on Feb. 6 after going 5-of-5 from beyond the arc in road wins at Oklahoma and West Virginia.
- ▶ Led all players at the Maui Invitational with nine steals in the three games, including a five-steal performance in the win over Georgetown.
- ▶ Also hauled in a season-best five rebounds in the Georgetown victory.
- ▶ Posted six double-digit scoring games, including a season-high 13 points on 5-of-8 shooting against Arkansas-Pine Bluff.

WATERS AGAINST TODAY'S OPPONENT

Opponent	Date	GS	Min	FG	FGA	3FG	FGA	FT	FTA	Off	Def	Tot	PF	A	TO	Blk	Stl	Pts
First Career Meeting																		

2017-18 GAME-BY-GAME STATS

		TOTAL					3-PTS					REBOUNDS													
Opponent	Date	GS	Min	FG	FGA	Pct	3FG	FGA	Pct	FT	FTA	Pct	Off	Def	Tot	Avg	PF	FO	A	TO	Blk	Stl	Pts	Avg	
PEPPERDINE	11/10/17	*	30	6	10	.600	2	5	.400	0	0	.000	0	7	7	7.0	0	0	3	1	1	1	14	14.0	
CHARLOTTE	11/13/17	*	28	0	3	.000	0	3	.000	2	2	1.000	1	4	5	6.0	2	0	5	3	0	1	2	8.0	
ORAL ROBERTS	11/16/17	*	25	3	7	.429	2	5	.400	0	0	.000	2	3	5	5.7	1	0	0	0	1	0	8	8.0	
vs Texas A&M	11/20/17	*	26	2	7	.286	2	5	.400	2	3	.667	0	4	4	5.3	2	0	1	3	0	2	8	8.0	
vs Pittsburgh	11/21/17	*	20	1	7	.143	0	2	.000	2	2	1.000	1	7	8	5.8	3	0	3	0	1	2	4	7.2	
HOUSTON BAPTIST	11/26/17	*	26	3	8	.375	0	3	.000	1	1	1.000	1	3	4	5.5	3	0	5	1	1	0	7	7.2	
AUSTIN PEAY	11/29/17	*	22	4	7	.571	2	4	.500	2	2	1.000	0	3	3	5.1	2	0	1	0	0	0	12	7.9	
MISS VALLEY STATE	12/03/17	*	17	1	2	.500	0	1	.000	0	0	.000	0	0	0	4.5	3	0	0	2	0	1	2	7.1	
WICHITA STATE	12/09/17	*	30	4	8	.500	2	4	.500	0	0	.000	1	1	2	4.2	0	0	1	2	1	3	10	7.4	
vs Florida State	12/16/17		34	4	11	.364	2	6	.333	0	0	.000	2	1	3	4.1	4	0	2	1	0	2	10	7.7	
TULSA	12/19/17	*	25	4	9	.444	1	4	.250	0	0	.000	0	0	0	3.7	4	0	3	0	1	0	9	7.8	
UT-RIO GRANDE VALLEY	12/22/17	*	24	3	8	.375	2	3	.667	0	0	.000	1	5	6	3.9	4	0	3	1	0	2	8	7.8	
WEST VIRGINIA	12/29/17	*	29	2	6	.333	2	4	.500	7	8	.875	0	5	5	4.0	4	0	2	6	0	4	13	8.2	
at Oklahoma	01/03/18		DNP																						
IOWA STATE	01/06/17		24	2	9	.222	1	5	.200	1	2	.500	0	2	2	3.9	3	0	1	1	1	0	6	8.1	
at Kansas State	01/10/18	*	35	3	9	.333	1	6	.167	4	5	.800	0	4	4	3.9	5	1	2	1	0	1	11	8.3	
TEXAS	01/13/18	*	26	5	7	.714	0	1	.000	0	0	.000	1	1	2	3.8	3	0	3	2	0	1	10	8.4	
at Baylor	01/15/18	*	25	1	4	.250	1	3	.333	0	0	.000	0	2	2	3.6	3	0	2	0	1	0	3	8.1	
OKLAHOMA	01/20/18		28	2	7	.286	0	4	.000	0	0	.000	3	2	5	3.7	2	0	2	2	1	0	4	7.8	
at Texas Tech	01/23/18		24	4	6	.667	1	3	.333	1	1	1.000	1	2	3	3.7	3	0	1	2	1	0	10	7.9	
at Arkansas	01/27/18	*	34	4	8	.500	3	7	.429	6	7	.857	1	6	7	3.9	3	0	1	5	0	1	17	8.4	
TCU	01/30/18	*	32	4	8	.500	2	4	.500	0	1	.000	0	3	3	3.8	2	0	1	0	0	2	10	8.5	
at Kansas	02/03/18	*	31	4	9	.444	3	8	.375	0	1	.000	1	3	4	3.8	3	0	1	0	0	0	11	8.6	
BAYLOR	02/06/18	*	35	3	6	.500	1	4	.250	1	2	.500	1	3	4	3.8	3	0	1	0	0	0	8	8.6	
at West Virginia	2-10-18	*	28	4	5	.800	2	3	.667	0	0	.000	1	1	2	3.8	4	0	2	2	0	1	10	8.6	
KANSAS STATE	02/14/18	*	23	2	5	.400	1	3	.333	2	3	.667	0	3	3	3.7	1	0	1	0	0	0	7	8.6	
at TCU	02/17/18	*	24	2	7	.286	0	3	.000	3	3	1.000	0	3	3	3.7	1	0	3	0	1	0	7	8.5	
TEXAS TECH	02/21/18	*	31	6	6	1.000	4	4	1.000	2	3	.667	0	2	2	3.6	1	0	2	0	1	2	18	8.9	
at Texas	02/24/18	*	26	5	9	.556	4	6	.667	0	0	.000	2	1	3	3.6	3	0	0	1	0	0	14	9.0	
at Iowa State	02-27-18	*	31	3	5	.600	3	4	.750	0	1	.000	0	3	3	3.6	1	0	3	1	1	0	9	9.0	
KANSAS	03/03/18		25	1	3	.333	1	2	.500	2	2	1.000	0	2	2	2.6	2	0	2	0	0	0	5	10.6	
vs Oklahoma	03/07/18	*	23	2	5	.400	1	4	.250	0	0	.000	1	4	5	3.6	2	0	2	2	0	2	5	8.8	
vs Kansas	03/08/18	*	23	1	2	.500	0	1	.000	2	2	1.000	2	3	5	3.6	4	0	1	2	0	0	4	8.6	
Totals			28	864	95	213	.446	46	124	.371	40	51	.784	23	93	116	3.6	81	1	60	41	13	28	276	8.6

CAREER GAME HIGHS / SUPERLATIVES

Points	18, vs Texas Tech, 2017-18
Rebounds	8 vs Pittsburgh, 2017-18
Field Goals	6, 2x, last vs Texas Tech, 2016-17
Field Goals Att.	10 vs Pepperdine, 2017-18
Three-Point FG	4, vs Texas Tech, 2017-18
Three-Point FG Att.	8, at Kansas, 2017-18
Free Throws Made	7 vs West Virginia, 2017-18
Free Throws Att.	8 vs West Virginia, 2017-18
Assists	5, 2x last vs Houston Baptist, 2017-18
Steals	5 vs Georgetown, 2016-17
Blocks	1, 5x last vs Iowa State, 2017-18
Minutes	35, 2x, last vs Baylor, 2017-18

Miscellaneous	Career
Games with 10+ points	20
Games with 20+ points	0
Games with 5+ rebounds	11
Games with 10+ rebounds	0
Games with 3+ assists	9
Games with 2+ steals	11
Games with 2+ blocks	0
Double-Doubles	0
Games led team in points	2
Games led team in rebounds	0
Games led team in assists	3
Games led team in steals	6
Games led team in blocks	1

CAREER STATS

Year	GP	GS	Min	Avg	-----Total-----			-----3-PTS-----			FT	FTA	Pct	-----Rebounds-----			Avg	PF	FO	Ast	TO	Blk	Stl	Pts	Avg
					FG	FGA	Pct	FG	FGA	Pct				Off	Def	Tot									
2016-17	23	12	367	16.0	46	93	.495	19	43	.442	20	28	.714	19	23	42	1.8	38	0	19	25	1	14	131	5.7
2017-18	30	26	818	27.3	92	206	.447	45	119	.378	38	49	.776	20	86	106	3.5	75	1	57	37	13	26	267	8.9
TOTAL	53	38	1185	22.4	138	299	.462	64	162	.395	58	77	.753	39	109	148	2.8	113	1	76	62	14	40	398	7.5



PLAYER SPOTLIGHT

23 MICHAEL WEATHERS

Guard ▶ 6-2 ▶ 170 ▶ Sophomore ▶ Roeland Park, Kan. (Shawnee Mission North HS)



- ▶ Will redshirt the 2017-18 season due to NCAA transfer rules.
- ▶ Named the Mid-American Conference (MAC) Freshman of the Year following a standout season for Miami.
- ▶ Led the Redhawks in scoring (16.7 ppg), assists (4.8 apg), steals (1.9 spg) and blocks (1.4 bpg), and was third on the team in rebounding (4.2 rpg).
- ▶ Weathers' 1.4 blocks per game led the MAC.
- ▶ At 16.7 points per game, Weathers tied with Kentucky's De'Aaron Fox as the nation's ninth highest scoring freshman.
- ▶ Weathers was the only freshman in the nation to average at least 16 points, 4.0 rebounds, 4.0 assists and 1.4 blocks per game.
- ▶ Posted nine 20-point performances, including a season-high of 31 points against Northern Kentucky.
- ▶ Led the RedHawks in scoring 22 times.
- ▶ Four-year letterwinner at guard for Shawnee Mission North High School in Overland Park, Kansas.
- ▶ Named First Team All-State both as junior and as senior.
- ▶ Helped lead Shawnee Mission North to Kansas 6A Championship in 2016.
- ▶ Finished as program's all-time leading scorer with 1,626 points and all-time leader in steals with 189.
- ▶ Named Sunflower League Player of the Year as senior, averaging 20.9 ppg, 4.6 rpg and 3.4 apg.

WEATHERS AGAINST TODAY'S OPPONENT

Opponent	Date	GS	Min	FG	FGA	3FG	FGA	FT	FTA	Off	Def	Tot	PF	A	TO	Blk	Stl	Pts
Weathers is sitting out the 2017-18 season due to NCAA Transfer rules																		

2017-18 GAME-BY-GAME STATS

		TOTAL			3-PTS			REBOUNDS														
Opponent	Date	GS	Min	FG FGA	Pct	3FG FGA	Pct	FT	FTA	Pct	Off	Def	Tot	Avg	PF	FO	A	TO	Blk	Stl	Pts	Avg
Sitting out due to NCAA Transfer rules																						

CAREER GAME HIGHS / SUPERLATIVES

Points	-
Rebounds	-
Field Goals	-
Field Goals Att.	-
Three-Point FG	-
Three-Point FG Att.	-
Free Throws Made	-
Free Throws Att.	-
Assists	-
Steals	-
Blocks	-
Minutes	-

Miscellaneous	Career
Games with 10+ points	-
Games with 20+ points	-
Games with 5+ rebounds	-
Games with 10+ rebounds	-
Games with 3+ assists	-
Games with 2+ steals	-
Games with 2+ blocks	-
Double-Doubles	-
Games led team in points	-
Games led team in rebounds	-
Games led team in assists	-
Games led team in steals	-
Games led team in blocks	-

CAREER STATS

Year	GP	GS	Min	Avg	-----Total-----			-----3-PTS-----			FT	FTA	Pct	-----Rebounds-----			Avg	PF	FO	Ast	TO	Blk	Stl	Pts	Avg
					FG	FGA	Pct	FG	FGA	Pct				Off	Def	Tot									



PLAYER SPOTLIGHT

30 JEFFREY CARROLL

Guard/Small Forward ▶ 6-6 ▶ 220 ▶ R-Senior ▶ Rowlett, Texas (Rowlett High School)



- ▶ Earned his second career All-Big 12 Conference accolade when he was selected to the third team by the league's coaches and honorable mention by the Associated Press.
- ▶ Big 12 Ranks: 10th in scoring (15.1), 10th in rebounding (6.2), 8th in 3-pointers made (2.0), 8th in defensive rebounds (4.6).
- ▶ 8th career double-double (23 points, 13 rebounds) in the Bedlam win over No. 4 Oklahoma.
- ▶ 41st player in Cowboy history to reach 1,000 career points.
- ▶ Scored a career-high 29 points against Pittsburgh in leading OSU to a win in the Legends Classic.
- ▶ The Big 12's highest returning scorer, which earned him Preseason All-Big 12 honors.
- ▶ One of 20 named to the Watch List for the Julius Erving Award, which is given to the nation's top small forward.
- ▶ Last season, Carroll earned Second-Team All-Big 12 Conference honors (Associated Press & Coaches).
- ▶ First-Team All-District by the National Association of Basketball Coaches and U.S. Basketball Writers Association Second-Team All-District.
- ▶ Became just the fourth Big 12 player to ever finish in the top 10 in the league in scoring (3rd, 17.5 ppg), rebounding (8th, 6.6 rpg) and 3-point percentage (3rd, 44.4 3fg%). Carroll joins Big 12 legends Georges Niang (ISU, 2015-16), Jordan Hamilton (Texas, 2010-11) and Kevin Durant (Texas, 2006-07).
- ▶ Despite playing just 4.3 more minutes per game, Carroll increased his scoring output by 9.4 points per game from 2015-16 (8.2 ppg) to 2016-17 (17.5 ppg), which is the second largest

CARROLL AGAINST TODAY'S OPPONENT

Opponent	Date	GS	Min	FG	FGA	3FG	FGA	FT	FTA	Off	Def	Tot	PF	A	TO	Blk	Stl	Pts
First Career Meeting																		

2017-18 GAME-BY-GAME STATS

		TOTAL					3-PTS			REBOUNDS															
Opponent	Date	GS	Min	FG	FGA	Pct	3FG	FGA	Pct	FT	FTA	Pct	Off	Def	Tot	Avg	PF	FO	A	TO	Blk	Stl	Pts	Avg	
PEPPERDINE	11/10/17	DNP																							
CHARLOTTE	11/13/17	DNP																							
ORAL ROBERTS	11/16/17	DNP																							
vs Texas A&M	11/20/17		22	2	12	.167	0	5	.000	0	2	.000	1	2	3	3.0	0	0	0	1	0	0	4	4.0	
vs Pittsburgh	11/21/17		25	10	17	.588	2	5	.400	7	7	1.000	6	3	9	6.0	2	0	3	2	0	0	29	16.5	
HOUSTON BAPTIST	11/26/17		21	3	8	.375	1	4	.250	6	6	1.000	1	7	8	6.7	2	0	2	3	3	0	13	15.3	
AUSTIN PEAY	11/29/17		25	5	13	.385	2	8	.250	5	8	.625	1	4	5	6.3	2	0	3	2	0	1	17	15.8	
MISS VALLEY STATE	12/03/17		16	3	9	.333	1	4	.250	3	4	.750	1	6	7	6.4	1	0	1	1	0	1	10	14.6	
WICHITA STATE	12/09/17		17	1	9	.111	1	5	.200	0	0	.000	0	2	2	5.7	4	0	0	2	0	0	3	12.7	
vs Florida State	12/16/17		36	7	19	.368	4	7	.571	5	6	.833	1	6	7	5.9	2	0	3	3	0	1	23	14.1	
TULSA	12/19/17	*	29	6	13	.462	2	8	.250	0	0	.000	3	8	11	6.5	0	0	1	2	0	2	14	14.1	
UT-RIO GRANDE VALLEY	12/22/17	*	26	8	13	.615	3	7	.429	3	3	1.000	1	3	4	6.2	1	0	0	2	0	2	22	15.0	
WEST VIRGINIA	12/29/17	*	32	5	12	.417	2	5	.400	5	10	.500	2	3	5	6.1	0	0	1	1	1	4	17	15.2	
at Oklahoma	01/03/18	*	37	5	14	.357	2	9	.222	3	6	.500	2	8	10	6.5	3	0	1	5	0	1	15	15.2	
IOWA STATE	01/06/17	*	37	8	15	.533	3	6	.500	5	6	.833	2	6	8	6.6	1	0	1	2	0	2	24	15.9	
at Kansas State	01/10/18	*	36	7	12	.583	1	4	.250	5	5	1.000	2	4	6	6.5	2	0	0	1	0	0	20	16.2	
TEXAS	01/13/18	*	34	7	12	.583	2	5	.400	1	1	1.000	1	2	3	6.3	0	0	1	0	0	1	17	16.3	
at Baylor	01/15/18	*	27	2	12	.167	0	5	.000	4	6	.667	1	1	2	6.0	3	0	3	3	0	0	8	15.7	
OKLAHOMA	01/20/18	*	43	8	22	.364	2	8	.250	5	8	.625	4	9	13	6.4	0	0	1	2	0	1	23	16.2	
at Texas Tech	01/23/18	*	30	5	10	.500	2	4	.500	4	5	.800	0	3	3	6.2	3	0	0	4	0	1	16	16.2	
at Arkansas	01/27/18	*	30	2	10	.200	2	5	.400	2	2	1.000	1	5	6	6.2	3	0	1	0	0	0	8	15.7	
TCU	01/30/18	*	37	5	14	.357	4	6	.667	4	5	.800	1	4	5	6.2	2	0	0	3	0	0	18	15.8	
at Kansas	02/03/18	*	38	5	16	.313	4	9	.444	1	2	.500	2	2	4	6.1	2	0	3	5	0	1	15	15.8	
BAYLOR	02/06/18	*	32	4	12	.333	1	6	.167	0	0	.000	0	3	3	5.9	1	0	3	3	0	0	9	15.5	
at West Virginia	2-10-18	*	31	4	9	.444	3	7	.429	3	4	.750	0	2	2	5.7	1	0	1	1	0	0	14	15.4	
KANSAS STATE	02/14/18	*	36	4	11	.364	1	7	.143	4	4	1.000	2	7	9	5.9	4	0	1	0	0	0	13	15.3	
at TCU	02/17/18	*	31	2	6	.333	0	3	.000	4	4	1.000	2	6	8	6.0	3	0	3	3	0	2	8	15.0	
TEXAS TECH	02/21/18	*	29	5	9	.556	2	5	.400	2	2	1.000	1	5	6	6.0	2	0	2	4	0	1	14	15.0	
at Texas	02/24/18	*	33	7	13	.538	2	8	.250	3	3	1.000	0	6	6	6.0	1	0	3	1	0	1	19	15.1	
at Iowa State	02-27-18	*	33	9	19	.474	3	7	.429	0	0	.000	4	4	8	6.0	2	0	7	1	0	3	21	15.3	
KANSAS	03/03/18	*	31	4	9	.444	2	7	.286	0	0	.000	0	3	3	6.2	2	0	2	1	0	1	10	14.4	
vs Oklahoma	03/07/18	*	34	5	11	.455	3	7	.429	0	0	.000	2	11	13	6.2	0	0	3	5	1	0	13	15.1	
vs Kansas	03/08/18	*	36	6	14	.429	3	7	.429	2	4	.500	3	4	7	6.2	1	0	1	1	0	0	17	15.1	
Totals			24	924	154	375	.411	60	183	.328	86	113	.761	47	139	186	6.2	50	0	51	62	7	24	454	15.1

CAREER GAME HIGHS / SUPERLATIVES

Points	29 vs Pittsburgh, 2017-18
Rebounds	13, 2x last vs Oklahoma, 2017-18
Field Goals	11, at Texas, 2016-17
Field Goals Att.	22, vs Oklahoma, 2017-18
Three-Point FG	5, vs Kansas, 2016-17
Three-Point FG Att.	11, vs Kansas, 2016
Free Throws Made	9, at Texas Tech, 2016-17
Free Throws Att.	12, at Texas Tech, 2016-17
Assists	7, at Iowa State, 2017-18
Steals	4 vs West Virginia, 2017-18
Blocks	3, vs Houston Baptist, 2017-18
Minutes	39, at Baylor, 2016-17

Miscellaneous	Career
Games with 10+ points	69
Games with 20+ points	23
Games with 5+ rebounds	33
Games with 10+ rebounds	11
Games with 3+ assists	16
Games with 2+ steals	14
Games with 2+ blocks	3
Double-Doubles	8
Games led team in points	30
Games led team in rebounds	32
Games led team in assists	6
Games led team in steals	18
Games led team in blocks	9

CAREER STATS

CAREER STATS																									
Year	GP	GS	Min	Avg	-----Total-----			-----3-PTS-----					-----Rebounds-----												
					FG	FGA	Pct	FG	FGA	Pct	FT	FTA	Pct	Off	Def	Tot	Avg	PF	FO	Ast	TO	Blk	Stl	Pts	Avg
2014-15	22	9	250	11.4	32	82	.390	17	57	.298	5	7	.714	9	31	40	1.8	16	0	7	6	5	5	86	3.9
2015-16	30	20	744	24.8	87	212	.410	40	120	.333	33	47	.702	18	101	119	4.0	42	1	19	35	8	17	247	8.2
2016-17	33	21	960	29.1	198	369	.537	59	133	.444	121	150	.807	64	153	217	6.6	64	1	40	52	5	29	576	17.5
2017-18	30	24	924	30.8	154	375	.411	60	183	.328	86	113	.761	47	139	186	6.2	50	0	51	62	7	24	454	15.1
TOTAL	115	74	2878	25.0	471	1038	.454	176	493	.357	245	317	.773	138	424	562	4.9	172	2	117	155	25	75	1363	11.9



PLAYER SPOTLIGHT

33 TREY REEVES

Forward ▶ 6-4 ▶ 215 ▶ Sophomore ▶ Gans, Okla. (Muldraw High School)

- ▶ Son of Oklahoma State legend Bryant "Big Country" Reeves, who helped lead the Cowboys to the 1995 NCAA Final Four.
- ▶ Named to the 2016-17 Academic All-Big 12 Rookie Team.
- ▶ Posted a 4.0 grade point average, which made him one of just 46 Big 12 rookies and one of just 10 OSU rookies to earn a perfect GPA.
- ▶ Saw action in eight games for the Cowboys (1.5 mpg).
- ▶ Grabbed a rebound in the wins over Texas Tech, Texas A&M-Corpus Christi and New Orleans.
- ▶ Finished his freshman season with a rebounding average of 0.4 rpg.
- ▶ Integral member of the Cowboy scout team, and is applauded by his teammates for his work ethic, positive attitude and hustle.
- ▶ In high school he was named the All-Area Most Valuable Player by the Southwest Times Record.
- ▶ Valedictorian of his class at Muldraw High School.
- ▶ Averaged 13 points, eight rebounds, 1.5 assists and 1.5 steals per game as a senior.
- ▶ Shot 70 percent from the floor and 49 percent from 3-point.
- ▶ Helped Muldraw reach the area round of the playoffs.
- ▶ Named the VYPE 3 Rivers Academic Athlete of the Month in February of 2016.



REEVES AGAINST TODAY'S OPPONENT

Opponent	Date	GS	Min	FG	FGA	3FG	FGA	FT	FTA	Off	Def	Tot	PF	A	TO	Blk	Stl	Pts
First career meeting																		

2017-18 GAME-BY-GAME STATS

Opponent	Date	GS	TOTAL			3-PTS			REBOUNDS															
			Min	FG	FGA	Pct	3FG	FGA	Pct	FT	FTA	Pct	Off	Def	Tot	Avg	PF	FO	A	TO	Blk	Stl	Pts	Avg
PEPPERDINE	11/10/17	1	0	0	.000	0	0	.000	0	0	.000	0	0	0	0.0	0	0	0	0	1	0	0	0	0.0
CHARLOTTE	11/13/17	2	0	1	.000	0	0	.000	0	0	.000	0	0	0	0.0	1	0	0	0	0	0	0	0	0.0
ORAL ROBERTS	11/16/17	6	0	0	.000	0	0	.000	0	0	.000	0	0	0	0.0	0	0	0	0	0	0	0	0	0.0
vs Texas A&M	11/20/17	DNP																						
vs Pittsburgh	11/21/17	DNP																						
HOUSTON BAPTIST	11/26/17	3	0	1	.000	0	0	.000	0	0	.000	0	0	0	0.0	1	0	0	1	0	0	0	0	0.0
AUSTIN PEAY	11/29/17	DNP																						
MISS VALLEY STATE	12/03/17	2	0	0	.000	0	0	.000	0	0	.000	0	0	0	0.0	0	0	0	0	0	0	0	0	0.0
WICHITA STATE	12/09/17	DNP																						
vs Florida State	12/16/17	DNP																						
TULSA	12/19/17	DNP																						
UT-RIO GRANDE VALLEY	12/22/17	4	0	2	.000	0	2	.000	0	0	.000	0	2	2	0.3	0	0	0	0	0	0	0	0	0.0
WEST VIRGINIA	12/29/17	DNP																						
at Oklahoma	01/03/18	DNP																						
IOWA STATE	01/06/17	DNP																						
at Kansas State	01/10/18	DNP																						
EXAS	01/13/18	DNP																						
at Baylor	01/15/18	DNP																						
OKLAHOMA	01/20/18	DNP																						
at Texas Tech	01/23/18	DNP																						
at Arkansas	01/27/18	3	1	1	1.000	0	0	.000	0	0	.000	0	0	0	0.3	0	0	0	0	0	0	2	0.3	
TCU	01/30/18	DNP																						
at Kansas	02/03/18	DNP																						
BAYLOR	02/06/18	DNP																						
at West Virginia	2-10-18	DNP																						
KANSAS STATE	02/14/18	DNP																						
at TCU	02/17/18	DNP																						
TEXAS TECH	02/21/18	DNP																						
at Texas	02/24/18	DNP																						
at Iowa State	02-27-18	DNP																						
KANSAS	03/03/18	1	0	0	.000	0	0	.000	0	0	.000	0	0	0	0.0	1	0	0	0	0	0	0	0	0.0
vs Oklahoma	03/07/18	DNP																						
vs Kansas	03/08/18	DNP																						
Totals		0	22	1	5	.200	0	2	.000	0	0	.000	0	2	2	0.3	3	0	0	2	0	0	2	0.3

CAREER GAME HIGHS / SUPERLATIVES

Points	2, at Arkansas, 2017-18
Rebounds	2, UT-Rio Grande Valley, 2017-18
Field Goals	1, at Arkansas, 2017-18
Field Goals Att.	3, vs Arkansas-Pine Bluff, 2016-17
Three-Point FG	-
Three-Point FG Att.	2, vs Arkansas-Pine Bluff, 2016-17
Free Throws Made	-
Free Throws Att.	-
Assists	-
Steals	-
Blocks	-
Minutes	3, 2x, last vs Arkansas-Pine Bluff, 2016-17

Miscellaneous	Career
Games with 10+ points	0
Games with 20+ points	0
Games with 5+ rebounds	0
Games with 10+ rebounds	0
Games with 3+ assists	0
Games with 2+ steals	0
Games with 2+ blocks	0
Double-Doubles	0
Games led team in points	0
Games led team in rebounds	0
Games led team in assists	0
Games led team in steals	0
Games led team in blocks	0

CAREER STATS

Year	GP	GS	Min	Avg	-----Total-----			-----3-PTS-----			FT	FTA	Pct	-----Rebounds-----					PF	FO	Ast	TO	Blk	Stl	Pts	Avg
					FG	FGA	Pct	FG	FGA	Pct				Off	Def	Tot	Avg									
2016-17	8	0	12	1.5	0	4	.000	0	3	.000	0	0	.000	0	3	3	0.4	1	0	0	0	0	0	0	0	0.0
2017-18	8	0	22	2.8	1	5	.200	0	2	.000	0	0	.000	0	2	2	0.3	3	0	0	2	0	0	2	0.3	
TOTAL	16	0	34	2.1	1	9	.111	0	5	.000	0	0	.000	0	5	5	0.3	4	0	0	2	0	0	2	0.1	




PLAYER SPOTLIGHT

35 YANKUBA SIMA

Forward ▶ 6-11 ▶ 225 ▶ Junior ▶ Girona, Spain (St. John's / Elev8 Institute)

(Pronounced: yawn-COO-buh SEE-muh)



- ▶ Posted a career-high 11 points in the Big 12 Championship outing against Kansas.
- ▶ Had one of his better performances up to date. He recorded a career-high 10 rebounds and career-high three blocks against Baylor.
- ▶ Rounding into form as an athletic, shot-blocking big man after sitting out for the last year.
- ▶ 6 points on 3-of-3 shooting against West Virginia.
- ▶ Made his Cowboy debut against No. 19 Florida State and scored 5 points.
- ▶ Played in the first 10 games of the 2016-17 season for St. John's before transferring to OSU. Sima signed with the Cowboys on Dec. 23 and sat out the remainder of the season. Averaged 6.0 points and 3.5 rebounds per game for the Red Storm in those 10 games.
- ▶ In 2015-16, he finished second in the Big East with 60 blocks, the ninth-most for a single season in St. John's history. Sima's 2.4 blocks per game ranked 22nd in the NCAA that year.
- ▶ Led St. John's with 5.7 rebounds per contest to go with a 7.3 ppg scoring average.
- ▶ Started 18 of 25 appearances, playing 23.4 minutes per game.
- ▶ Posted a team-best 48.7 field goal percentage, the 15th highest shooting mark in the Big East.
- ▶ Named Big East Freshman of the Week on Nov. 23 after near-double-doubles against UMBC and Rutgers.

SIMA AGAINST TODAY'S OPPONENT

Opponent	Date	GS	Min	FG	FGA	3FG	FGA	FT	FTA	Off	Def	Tot	PF	A	TO	Blk	Stl	Pts
First Career Meeting																		

2017-18 GAME-BY-GAME STATS

		TOTAL					3-PTS			REBOUNDS															
Opponent	Date	GS	Min	FG	FGA	Pct	3FG	FGA	Pct	FT	FTA	Pct	Off	Def	Tot	Avg	PF	FO	A	TO	Blk	Stl	Pts	Avg	
PEPPERDINE	11/10/17		DNP																						
CHARLOTTE	11/13/17		DNP																						
ORAL ROBERTS	11/16/17		DNP																						
vs Texas A&M	11/20/17		DNP																						
vs Pittsburgh	11/21/17		DNP																						
HOUSTON BAPTIST	11/26/17		DNP																						
AUSTIN PEAY	11/29/17		DNP																						
MISS VALLEY STATE	12/03/17		DNP																						
WICHITA STATE	12/09/17		DNP																						
vs Florida State	12/16/17	16	2	4	.500	0	1	.000	1	2	.500	1	2	3	3.0	3	0	0	0	0	1	5	5.0		
TULSA	12/19/17	17	1	3	.333	0	0	.000	0	0	.000	1	1	2	2.5	2	0	0	1	1	0	2	3.5		
UT-RIO GRANDE VALLEY	12/22/17	10	1	1	1.000	0	0	.000	2	2	1.000	1	1	2	2.3	2	0	0	0	0	1	4	3.7		
WEST VIRGINIA	12/29/17	8	3	3	1.000	0	0	.000	0	0	.000	0	1	1	2.0	3	0	0	1	0	0	6	4.3		
at Oklahoma	01/03/18	19	2	5	.400	0	0	.000	1	3	.333	3	5	8	3.2	3	0	0	1	0	0	5	4.4		
IOWA STATE	01/06/17	* 16	1	2	.500	0	0	.000	1	2	.500	0	2	2	3.0	3	0	0	2	1	0	3	4.2		
at Kansas State	01/10/18	* 9	0	2	.000	0	0	.000	0	0	.000	3	1	4	3.1	3	0	0	1	1	0	0	3.6		
TEXAS	01/13/18	* 29	3	9	.333	0	0	.000	1	2	.500	3	4	7	3.6	3	0	1	0	0	2	7	4.0		
at Baylor	01/15/18	* 17	0	2	.000	0	0	.000	1	2	.500	3	7	10	4.3	3	0	1	5	3	0	1	3.7		
OKLAHOMA	01/20/18	* 18	3	4	.750	0	0	.000	0	0	.000	1	4	5	4.4	3	0	0	1	3	1	6	3.9		
at Texas Tech	01/23/18	* 23	2	4	.500	0	0	.000	1	5	.200	2	1	3	4.3	2	0	2	2	3	1	5	4.0		
at Arkansas	01/27/18	* 19	2	2	1.000	0	0	.000	1	2	.500	1	1	2	4.1	3	0	1	2	1	0	5	4.1		
TCU	01/30/18	* 12	2	5	.400	0	0	.000	0	0	.000	1	1	2	3.9	2	0	0	3	2	1	4	4.1		
at Kansas	02/03/18	15	1	2	.500	0	0	.000	0	0	.000	2	1	3	3.9	4	0	0	3	3	1	2	3.9		
BAYLOR	02/06/18	13	2	4	.500	0	0	.000	0	3	.000	3	0	3	3.8	0	0	0	1	0	0	4	3.9		
at West Virginia	2-10-18	14	0	1	.000	0	0	.000	1	2	.500	2	0	2	3.7	3	0	1	0	2	0	1	3.8		
KANSAS STATE	02/14/18	7	1	2	.500	0	0	.000	0	0	.000	1	1	2	3.6	2	0	0	1	1	0	2	3.6		
at TCU	02/17/18	12	1	2	.500	0	0	.000	1	2	.500	1	1	2	3.5	4	0	0	1	2	0	3	3.6		
TEXAS TECH	02/21/18	12	2	3	.667	0	0	.000	0	0	.000	2	1	3	3.5	2	0	1	2	0	0	4	3.6		
at Texas	02/24/18	20	1	3	.333	0	0	.000	0	0	.000	2	1	3	3.5	3	0	0	0	1	1	2	3.6		
at Iowa State	02-27-18	10	1	2	.500	0	0	.000	0	0	.000	1	3	4	3.5	1	0	0	1	2	0	2	3.5		
KANSAS	03/03/18	15	3	3	1.000	0	0	.000	0	2	.000	1	1	2	2.8	2	0	1	1	1	1	6	3.4		
vs Oklahoma	03/07/18	16	1	3	.333	0	0	.000	0	0	.000	0	2	2	3.3	2	0	0	0	0	1	2	3.5		
vs Kansas	03/08/18	14	4	5	.800	0	0	.000	3	3	1.000	1	1	2	3.3	2	0	1	0	1	1	11	3.8		
Totals		8	361	39	76	.513	0	1	.000	14	32	.438	36	43	79	3.3	60	0	9	29	28	12	92	3.8	

CAREER GAME HIGHS / SUPERLATIVES

Points	11, vs Kansas, 2017-18
Rebounds	10, at Baylor, 2017-18
Field Goals	4, vs Kansas, 2017-18
Field Goals Att.	9, vs Texas, 2017-18
Three-Point FG	-
Three-Point FG Att.	1, vs Florida State, 2017-18
Free Throws Made	3, vs Kansas, 2017-18
Free Throws Att.	5, at Texas Tech, 2017-18
Assists	2, at Texas Tech, 2017-18
Steals	2, vs Texas, 2017-18
Blocks	3, 3x, last at Texas Tech, 2017-18
Minutes	19, at Oklahoma, 2017-18

Miscellaneous	Career
Games with 10+ points	1
Games with 20+ points	-
Games with 5+ rebounds	4
Games with 10+ rebounds	1
Games with 3+ assists	-
Games with 2+ steals	1
Games with 2+ blocks	7
Double-Doubles	-
Games led team in points	-
Games led team in rebounds	1
Games led team in assists	-
Games led team in steals	-
Games led team in blocks	6

CAREER STATS

Year	GP	GS	Min	Avg	-----Total-----			-----3-PTS-----			FT	FTA	Pct	Off	-----Rebounds-----			PF	FO	Ast	TO	Blk	Stl	Pts	Avg
					FG	FGA	Pct	FG	FGA	Pct					Def	Tot	Avg								
2017-18	22	8	331	15.0	34	68	.500	0	1	.000	11	29	.379	35	40	75	3.4	56	0	8	29	27	10	79	3.6
TOTAL	22	8	331	15.0	34	68	.500	0	1	.000	11	29	.379	35	40	75	3.4	56	0	8	29	27	10	79	3.6



PLAYER SPOTLIGHT

41 MITCHELL SOLOMON

Forward ▶ 6-9 ▶ 250 ▶ Senior ▶ Bixby, Okla. (Bixby High School)



- ▶ Earned Honorable Mention All-Big 12 Conference by the Associated Press.
- ▶ Big 12 ranks: 3rd in offensive rebounds (3.2), 8th in rebounding (6.4), 6th in field goal percentage (.550), 12th in blocked shots (1.0).
- ▶ Recorded his second career double-double in the win against Iowa State.
- ▶ Became the eighth member of the 500 rebounds, 100 blocks and a career shooting percentage of 50.0 or better club.
- ▶ Mike Boynton on Solomon: "He's our MVP" for his hustle, leadership and defensive prowess.
- ▶ Made the go-ahead basket against Florida State with 5.4 seconds, then took a charge in the closing seconds to seal. Also recorded his first double-double.
- ▶ Set a new career-high in points against Wichita State with 17.
- ▶ Pulled down 102 offensive boards in 2016-17, which is tied for the sixth most ever by a Cowboy. Only Ivan McFarlin, Byron Houston and Bryant Reeves ever grabbed more in a single season.
- ▶ Moved into 5th all time in OSU in history in blocks in Big 12 games with 54.
- ▶ Ranked second at OSU and 16th in the Big 12 with 5.3 rebounds per game.
- ▶ His 3.1 offensive boards per game ranked third in the Big 12.
- ▶ Blocked 39 shots during his junior season, which is tied for the 26th most ever by a Cowboy.

SOLOMON AGAINST TODAY'S OPPONENT

Opponent	Date	GS	Min	FG	FGA	3FG	FGA	FT	FTA	Off	Def	Tot	PF	A	TO	Blk	Stl	Pts
First career meeting																		

2017-18 GAME-BY-GAME STATS

		TOTAL						3-PTS			REBOUNDS														
Opponent	Date	GS	Min	FG	FGA	Pct	3FG	FGA	Pct	FT	FTA	Pct	Off	Def	Tot	Avg	PF	FO	A	TO	Blk	Stl	Pts	Avg	
PEPPERDINE	11/10/17	*	23	2	6	.333	0	3	.000	2	2	1.000	3	6	9	9.0	2	0	1	1	0	0	0	6	6.0
CHARLOTTE	11/13/17	*	18	1	5	.200	0	2	.000	0	0	.000	2	2	4	6.5	4	0	0	0	0	0	2	4.0	
ORAL ROBERTS	11/16/17	*	25	5	6	.833	0	1	.000	2	2	1.000	2	5	7	6.7	0	0	3	0	3	1	12	6.7	
vs Texas A&M	11/20/17	*	21	2	6	.333	0	2	.000	1	2	.500	4	3	7	6.8	4	0	1	0	0	1	5	6.3	
vs Pittsburgh	11/21/17	*	26	1	4	.250	0	2	.000	1	2	.500	2	1	3	6.0	4	0	1	2	0	0	3	5.6	
HOUSTON BAPTIST	11/26/17	*	17	5	5	1.000	0	0	.000	0	0	.000	2	1	3	5.5	3	0	2	1	1	1	10	6.3	
AUSTIN PEAY	11/29/17	*	27	4	4	1.000	0	0	.000	0	0	.000	2	7	9	6.0	3	0	2	2	3	1	8	6.6	
MISS VALLEY STATE	12/03/17	*	18	5	5	1.000	1	1	1.000	0	0	.000	4	2	6	6.0	1	0	1	0	0	3	11	7.1	
WICHITA STATE	12/09/17	*	35	6	9	.667	1	3	.333	4	4	1.000	4	4	8	6.2	5	1	1	2	2	1	17	8.2	
vs Florida State	12/16/17	*	31	5	9	.556	0	2	.000	2	2	1.000	7	4	11	6.7	3	0	3	2	3	2	12	8.6	
TULSA	12/19/17	*	23	4	7	.571	0	1	.000	0	0	.000	3	2	5	6.5	2	0	0	2	2	0	8	8.5	
UT-RIO GRANDE VALLEY	12/22/17	*	14	2	2	1.000	0	0	.000	7	8	.875	4	4	8	6.7	3	0	3	2	0	0	11	8.8	
WEST VIRGINIA	12/29/17	*	24	3	4	.750	1	1	1.000	2	2	1.000	4	4	8	6.8	5	1	0	2	2	0	9	8.8	
at Oklahoma	01/03/18	*	17	4	8	.500	0	1	.000	1	1	1.000	3	0	3	6.5	5	1	4	0	0	0	1	9	8.8
IOWA STATE	01/06/17	*	33	6	7	.857	0	1	.000	2	3	.667	4	5	9	6.7	5	1	4	3	2	1	14	9.1	
at Kansas State	01/10/18	*	31	2	7	.286	0	2	.000	2	2	1.000	3	7	10	6.9	4	0	2	2	2	1	6	8.9	
TEXAS	01/13/18	*	21	3	5	.600	0	0	.000	2	2	1.000	0	3	3	6.6	5	1	1	2	0	0	8	8.9	
at Baylor	01/15/18	*	29	1	1	1.000	0	0	.000	1	2	.500	3	3	6	6.6	4	0	2	0	2	0	3	8.6	
OKLAHOMA	01/20/18	*	35	1	5	.200	0	0	.000	0	0	.000	5	2	7	6.6	0	5	2	2	3	2	8	8.2	
at Texas Tech	01/23/18	*	25	1	2	.500	0	0	.000	0	0	.000	1	2	3	6.5	5	1	1	2	2	1	2	7.9	
at Arkansas	01/27/18	*	29	2	4	.500	0	0	.000	6	6	1.000	3	3	6	6.4	3	0	1	3	1	1	10	8.0	
TCU	01/30/18	*	16	2	4	.500	0	0	.000	0	0	.000	3	2	5	6.4	3	0	0	4	0	2	4	7.8	
at Kansas	02/03/18	*	23	4	6	.667	1	3	.333	0	0	.000	3	4	7	6.4	5	1	3	1	1	0	9	7.9	
BAYLOR	02/06/18	*	29	5	11	.455	0	0	.000	3	4	.750	3	2	5	6.3	4	0	0	2	0	4	13	8.1	
at West Virginia	2-10-18	*	25	3	4	.750	0	0	.000	4	5	.800	3	4	7	6.4	4	0	1	1	0	1	10	8.2	
KANSAS STATE	02/14/18	*	24	4	9	.444	0	0	.000	0	1	.000	3	0	3	6.2	3	0	1	4	0	0	8	8.2	
at TCU	02/17/18	*	18	4	9	.444	1	1	1.000	4	4	1.000	3	2	5	6.2	3	0	0	1	0	0	13	8.3	
TEXAS TECH	02/21/18	*	13	0	0	.000	0	0	.000	3	4	.750	2	0	2	6.0	4	0	0	1	0	0	3	8.1	
at Texas	02/24/18	*	25	2	6	.333	0	1	.000	0	0	.000	5	5	10	6.2	4	0	0	1	2	1	4	8.0	
at Iowa State	02-27-18	*	26	4	7	.571	0	0	.000	2	2	1.000	5	6	11	6.3	3	0	1	1	1	1	10	8.1	
KANSAS	03/03/18	*	23	5	7	.714	1	1	1.000	5	5	1.000	2	5	7	7.0	3	0	0	1	2	2	16	9.2	
vs Oklahoma	03/07/18	*	22	2	6	.333	0	1	.000	2	2	1.000	3	6	9	6.4	3	0	2	2	1	1	6	8.3	
vs Kansas	03/08/18	*	23	5	11	.455	0	0	.000	0	0	.000	4	1	5	6.4	2	0	2	4	0	1	10	8.3	
Totals			33	789	105	191	.550	6	29	.207	58	67	.866	104	107	211	6.4	111	7	48	53	34	31	274	8.3

CAREER GAME HIGHS / SUPERLATIVES

Points	17, vs Wichita State, 2017-18
Rebounds	14, vs TAMU-CC, 2016-17
Field Goals	6, 3x, last vs Iowa State, 2017-18
Field Goals Att.	9, 3x, last vs Florida State, 2017-18
Three-Point FG	1, 7x, last vs West Virginia, 2017-18
Three-Point FG Att.	3, 3x, last vs Pepperdine, 2017-18
Free Throws Made	8, vs Rogers State, 2016
Free Throws Att.	11, 2x last vs Kansas, 2016
Assists	5, vs Oklahoma, 2017-18
Steals	3, 3x, last vs Miss Valley State, 2017-18
Blocks	4, 2x, last at TCU, 2016-17
Minutes	33, vs Iowa State, 2017-18

Miscellaneous	Career
Games with 10+ points	16
Games with 20+ points	0
Games with 5+ rebounds	52
Games with 10+ rebounds	6
Games with 3+ assists	9
Games with 2+ steals	8
Games with 2+ blocks	35
Double-Doubles	2
Games led team in points	0
Games led team in rebounds	23
Games led team in assists	3
Games led team in steals	5
Games led team in blocks	41

CAREER STATS

Year	GP	GS	Min	Avg	-----Total-----			-----3-PTS-----			FT	FTA	Pct	-----Rebounds-----			Avg	PF	FO	Ast	TO	Blk	Stl	Pts	Avg
					FG	FGA	Pct	FG	FGA	Pct				Off	Def	Tot									
2014-15	32	2	348	10.9	14	30	.467	1	2	.500	9	17	.529	42	44	86	2.7	71	1	11	16	19	11	38	1.2
2015-16	31	26	570	18.4	40	85	.471	3	19	.158	32	46	.696	53	68	121	3.9	106	8	14	43	17	11	115	3.7
2016-17	33	22	662	20.1	61	123	.496	0	4	.000	58	75	.773	102	73	175	5.3	122	9	29	39	39	13	180	5.5
2017-18	33	33	789	23.9	105	191	.550	6	29	.207	58	67	.866	104	107	211	6.4	111	7	48	53	34	31	274	8.3
TOTAL	129	83	2369	18.4	220	429	.513	10	54	.185	157	205	.766	301	292	593	4.6	410	25	102	151	109	66	607	4.7



2017-18 STATISTICS

RECORD:	OVERALL	HOME	AWAY	NEUTRAL
ALL GAMES	19-14	13-5	3-7	3-2
CONFERENCE	8-10	5-4	3-6	0-0
NON-CONFERENCE	11-4	8-1	0-1	3-2

#	Player	gp-gs	min	avg	Total		3-Point		F-Throw		Rebounds				pf	dq	a	to	blk	stl	pts	avg
					fg-fga	fg%	3fg-fga	3fg%	ft-fa	ft%	off	def	tot	avg								
30	Carroll, Jeffrey	30-24	924	30.8	154-375	.411	60-183	.328	86-113	.761	47	139	186	6.2	50	0	51	62	7	24	454	15.1
01	Smith, Kendall	32-27	850	26.6	154-369	.417	43-109	.394	62-90	.689	16	78	94	2.9	55	2	92	69	0	31	413	12.9
05	Shine, Tavarus	28-18	717	25.6	89-222	.401	36-116	.310	56-72	.778	35	61	96	3.4	61	3	50	32	19	27	270	9.6
12	McGriff, Cameron	33-14	782	23.7	91-182	.500	20-50	.400	85-98	.867	72	108	180	5.5	84	3	28	45	19	26	287	8.7
21	Waters, Lindy	32-28	864	27.0	95-213	.446	46-124	.371	40-51	.784	23	93	116	3.6	81	1	60	41	13	28	276	8.6
41	Solomon, Mitchell	33-33	789	23.9	105-191	.550	6-29	.207	58-67	.866	104	107	211	6.4	111	7	48	53	34	31	274	8.3
00	Averette, Brandon	33-6	673	20.4	78-193	.404	10-35	.286	42-57	.737	5	53	58	1.8	50	1	98	45	1	22	208	6.3
04	Dziagwa, Thomas	33-0	343	10.4	54-147	.367	47-123	.382	15-16	.938	5	32	37	1.1	34	0	16	23	1	10	170	5.2
02	Dawson, Zack	5-0	50	10.0	7-17	.412	2-7	.286	6-9	.667	0	4	4	0.8	6	0	8	8	0	0	22	4.4
24	Dillard, Davon	4-0	33	8.3	6-10	.600	1-2	.500	4-4	1.000	3	2	5	1.3	3	0	0	3	0	0	17	4.3
35	Sima, Yankuba	24-8	361	15.0	39-76	.513	0-1	.000	14-32	.438	36	43	79	3.3	60	0	9	29	28	12	92	3.8
14	N'Guessan, Lucas	25-7	242	9.7	12-23	.522	0-2	.000	13-22	.591	14	34	48	1.9	37	2	9	12	11	7	37	1.5
33	Reeves, Trey	8-0	22	2.8	1-5	.200	0-2	.000	0-0	.000	0	2	2	0.3	3	0	0	2	0	0	2	0.3
Team											55	52	107				16					
Total.....		33	6650		885-2023	.437	271-783	.346	481-631	.762	415	808	1223	37.1	635	19	469	440	133	218	2522	76.4
Opponents.....		33	6650		837-1911	.438	246-665	.370	492-678	.726	362	797	1159	35.1	608	-	435	474	94	209	2412	73.1

TEAM STATISTICS	OSU	OPP
SCORING	2522	2412
Points per game	76.4	73.1
Scoring margin	+3.3	-
FIELD GOALS-ATT	885-2023	837-1911
Field goal pct	.437	.438
3 POINT FG-ATT	271-783	246-665
3-point FG pct	.346	.370
3-pt FG made per game	8.2	7.5
FREE THROWS-ATT	481-631	492-678
Free throw pct	.762	.726
F-Throws made per game	14.6	14.9
REBOUNDS	1223	1159
Rebounds per game	37.1	35.1
Rebounding margin	+1.9	-
ASSISTS	469	435
Assists per game	14.2	13.2
TURNOVERS	440	474
Turnovers per game	13.3	14.4
Turnover margin	+1.0	-
Assist/turnover ratio	1.1	0.9
STEALS	218	209
Steals per game	6.6	6.3
BLOCKS	133	94
Blocks per game	4.0	2.8
ATTENDANCE	120982	156139
Home games-Avg/Game	18-6721	10-11810
Neutral site-Avg/Game	-	5-7608

Score by Periods	1st	2nd	OT	Totals
Oklahoma State	1226	1269	27	2522
Opponents	1090	1306	16	2412

Date	Opponent		Score	Att.
11/10/17	PEPPERDINE	w	78-47	5386
11/13/17	CHARLOTTE	w	83-65	4387
11/16/17	ORAL ROBERTS	w	91-48	4268
11/20/17	vs Texas A&M	L	55-72	5904
11/21/17	vs Pittsburgh	w	73-67	5081
11/26/17	HOUSTON BAPTIST	w	101-74	4325
11/29/17	AUSTIN PEAY	w	79-63	4697
12/03/17	MISS VALLEY STATE	w	83-62	4564
12/09/17	WICHITA STATE	L	66-78	9655
12/16/17	vs Florida State	w	71-70	9152
12/19/17	TULSA	w	71-59	5412
12/22/17	UT-RIO GRANDE VALLEY	w	102-83	5287
* 12/29/17	WEST VIRGINIA	L	79-85	8257
* 01/03/18	at Oklahoma	L	89-109	11390
* 01/06/18	IOWA STATE	Wot	96-87	5568
* 01/10/18	at Kansas State	L	82-86	7470
* 01/13/18	TEXAS	w	65-64	6707
* 01/15/18	at Baylor	L	60-76	6078
* 01/20/18	OKLAHOMA	Wot	83-81	13611
* 01/23/18	at Texas Tech	L	70-75	12585
01/27/18	at Arkansas	L	65-66	18057
* 01/30/18	TCU	L	66-79	6250
* 02/03/18	at Kansas	w	84-79	16300
* 02/06/18	BAYLOR	L	56-67	6017
* 02/10/18	at West Virginia	w	88-85	13057
* 02/14/18	KANSAS STATE	L	72-82	7017
* 02/17/18	at TCU	L	70-90	6588
* 02/21/18	TEXAS TECH	w	79-71	7092
* 02/24/18	at Texas	L	64-65	12316
* 02/27/18	at Iowa State	w	80-71	14258
* 03/03/18	KANSAS	w	82-64	12482
03/07/18	vs Oklahoma	w	71-60	0
03/08/18	vs Kansas	L	68-82	17903

* - Conference game



2017-18 BIG 12 CONFERENCE ONLY

RECORD:	OVERALL	HOME	AWAY	NEUTRAL
ALL GAMES	8-10	5-4	3-6	0-0
CONFERENCE	8-10	5-4	3-6	0-0
NON-CONFERENCE	0-0	0-0	0-0	0-0

#	Player	gp-gs	min	avg	Total		3-Point		F-Throw		Rebounds				pf	dq	a	to	blk	stl	pts	avg
					fg-fga	fg%	3fg-fga	3fg%	ft-fa	ft%	off	def	tot	avg								
30	Carroll, Jeffrey	18-18	607	33.7	96-227	.423	36-111	.324	53-71	.746	26	78	104	5.8	32	0	33	40	1	19	281	15.6
01	Smith, Kendall	18-13	490	27.2	95-220	.432	26-55	.473	39-59	.661	9	46	55	3.1	29	0	41	33	0	18	255	14.2
05	Shine, Tavaris	14-6	364	26.0	45-116	.388	18-57	.316	24-31	.774	14	33	47	3.4	32	3	24	16	11	15	132	9.4
21	Waters, Lindy	17-13	477	28.1	53-111	.477	27-67	.403	23-32	.719	10	42	52	3.1	44	1	29	18	7	11	156	9.2
12	McGriff, Cameron	18-10	450	25.0	46-96	.479	9-24	.375	61-72	.847	40	52	92	5.1	54	3	17	28	14	13	162	9.0
41	Solomon, Mitchell	18-18	437	24.3	54-102	.529	4-11	.364	31-37	.838	55	56	111	6.2	69	6	25	30	18	18	143	7.9
00	Averette, Brandon	18-5	377	20.9	37-92	.402	1-10	.100	24-32	.750	2	25	27	1.5	33	1	48	25	0	10	99	5.5
04	Dziagwa, Thomas	18-0	147	8.2	22-62	.355	19-49	.388	8-9	.889	4	15	19	1.1	17	0	2	6	1	7	71	3.9
35	Sima, Yankuba	18-7	269	14.9	28-58	.483	0-0	.000	7-23	.304	31	35	66	3.7	46	0	7	26	25	8	63	3.5
14	N'Guessan, Lucas	13-0	31	2.4	1-1	1.000	0-0	.000	1-3	.333	2	3	5	0.4	7	1	1	3	1	1	3	0.2
33	Reeves, Trey	1-0	1	1.0	0-0	.000	0-0	.000	0-0	.000	0	0	0	0.0	1	0	0	0	0	0	0	0.0
Team											27	29	56					11				
Total.....		18	3650		477-1085	.440	140-384	.365	271-369	.734	220	414	634	35.2	364	15	227	236	78	120	1365	75.8
Opponents.....		18	3650		485-1056	.459	151-369	.409	295-393	.751	204	441	645	35.8	342	-	257	236	57	112	1416	78.7

TEAM STATISTICS	OSU	OPP	Date	Opponent	Score	Att.
SCORING	1365	1416	* 12/29/17	WEST VIRGINIA	L 79-85	8257
Points per game	75.8	78.7	* 01/03/18	at Oklahoma	L 89-109	11390
Scoring margin	-2.8	-	* 01/06/18	IOWA STATE	Wot 96-87	5568
FIELD GOALS-ATT	477-1085	485-1056	* 01/10/18	at Kansas State	L 82-86	7470
Field goal pct	.440	.459	* 01/13/18	TEXAS	w 65-64	6707
3 POINT FG-ATT	140-384	151-369	* 01/15/18	at Baylor	L 60-76	6078
3-point FG pct	.365	.409	* 01/20/18	OKLAHOMA	Wot 83-81	13611
3-pt FG made per game	7.8	8.4	* 01/23/18	at Texas Tech	L 70-75	12585
FREE THROWS-ATT	271-369	295-393	* 01/30/18	TCU	L 66-79	6250
Free throw pct	.734	.751	* 02/03/18	at Kansas	w 84-79	16300
F-Throws made per game	15.1	16.4	* 02/06/18	BAYLOR	L 56-67	6017
REBOUNDS	634	645	* 2-10-18	at West Virginia	w 88-85	13057
Rebounds per game	35.2	35.8	* 02/14/18	KANSAS STATE	L 72-82	7017
Rebounding margin	-0.6	-	* 02/17/18	at TCU	L 70-90	6588
ASSISTS	227	257	* 02/21/18	TEXAS TECH	w 79-71	7092
Assists per game	12.6	14.3	* 02/24/18	at Texas	L 64-65	12316
TURNOVERS	236	236	* 02-27-18	at Iowa State	w 80-71	14258
Turnovers per game	13.1	13.1	* 03/03/18	KANSAS	w 82-64	12482
Turnover margin	+0.0	-	* - Conference game			
Assist/turnover ratio	1.0	1.1				
STEALS	120	112				
Steals per game	6.7	6.2				
BLOCKS	78	57				
Blocks per game	4.3	3.2				
ATTENDANCE	73001	100042				
Home games-Avg/Game	9-8111	9-11116				
Neutral site-Avg/Game	-	0-0				

Score by Periods	1st	2nd	OT	Totals
Oklahoma State	640	698	27	1365
Opponents	633	767	16	1416



2017-18 STATISTICS

COMPARISON GAME-BY-GAME

Opponent	1st	2nd	Score	Mar	Total FG	FG Pct	3-Pointers	3FG Pct	Free Throws	FT Pct	Rebounds	Assist	T/Over	Block	Steal	Fouls	
PEPPERDINE	34/21	44/26	78-47	+31	28-59/13-46	.475/.283	10-29/3-16	.345/.188	12-15/18-29	.800/.621	40/34	+6	18/6	10/17	3/1	6/6	22/16
CHARLOTTE	47/26	36/39	83-65	+18	29-62/18-52	.468/.346	9-24/4-13	.375/.308	16-18/25-32	.889/.781	37/33	+4	18/9	14/14	4/1	5/5	26/15
ORAL ROBERTS	44/27	47/21	91-48	+43	35-70/20-60	.500/.333	13-33/3-18	.394/.167	8-11/5-8	.727/.625	47/33	+14	23/9	7/12	6/2	5/2	10/14
Texas A&M	22/39	33/33	55-72	(17)	20-67/28-57	.299/.491	3-24/9-24	.125/.375	12-22/7-9	.545/.778	38/45	(7)	7/16	10/19	3/5	9/5	13/19
Pittsburgh	36/32	37/35	73-67	+6	25-66/27-53	.379/.509	7-28/4-20	.250/.200	16-19/9-15	.842/.600	44/28	+16	16/17	13/14	2/1	6/6	19/22
HOUSTON BAPTIST	52/30	49/44	101-74	+27	30-62/26-66	.484/.394	10-22/7-21	.455/.333	31-33/15-24	.939/.625	43/35	+8	26/11	17/15	8/3	5/8	23/23
AUSTIN PEAY	47/26	32/37	79-63	+16	28-57/22-56	.491/.393	11-27/4-10	.407/.400	12-17/15-21	.706/.714	34/33	+1	16/10	17/20	3/2	5/6	18/21
MISS VALLEY STATE	45/27	38/35	83-62	+21	31-59/26-62	.525/.419	11-29/6-18	.379/.333	10-14/4-10	.714/.400	35/34	+1	20/10	11/21	4/1	13/6	12/17
WICHITA STATE	23/26	43/52	66-78	(12)	21-52/20-45	.404/.444	6-21/12-26	.286/.462	18-21/26-32	.857/.813	26/36	(10)	11/11	15/19	3/0	6/5	28/21
Florida State	34/38	37/32	71-70	+1	27-70/24-58	.386/.414	9-28/6-15	.321/.400	8-10/16-24	.800/.667	37/41	(4)	17/12	17/22	3/7	10/10	20/15
TULSA	28/28	43/31	71-59	+12	30-66/20-53	.455/.377	10-34/8-28	.294/.286	1-11/1-14	1000/.786	39/32	+7	14/8	9/12	4/0	5/2	15/6
UT-RIO GRANDE VALLEY	53/34	49/49	102-83	+19	32-66/30-71	.485/.423	9-28/4-18	.321/.222	29-34/19-23	.853/.826	41/36	+5	22/18	18/19	6/2	12/12	19/25
WEST VIRGINIA	46/39	33/46	79-85	(6)	24-47/25-57	.511/.439	6-17/8-22	.353/.364	25-36/27-32	.694/.844	32/35	(3)	9/15	21/18	3/2	11/11	21/27
Oklahoma	42/50	47/59	89-109	(20)	35-80/35-64	.438/.547	9-28/15-27	.321/.556	10-19/24-34	.526/.706	40/43	(3)	12/24	11/12	3/2	7/5	24/23
IOWA STATE	32/34	47/45	96-87	+9	33-71/28-69	.465/.406	6-20/6-18	.300/.333	24-31/25-30	.774/.833	44/42	+2	19/16	13/15	6/5	5/6	23/25
Kansas State	34/33	48/53	82-86	(4)	28-62/26-52	.452/.500	5-18/6-16	.278/.375	21-22/28-37	.955/.757	37/28	+9	12/14	11/8	3/3	5/8	29/20
TEXAS	25/32	40/32	65-64	+1	26-58/23-53	.448/.434	3-10/8-21	.300/.381	10-13/10-17	.769/.588	28/41	(13)	11/9	7/15	1/2	8/5	17/15
Baylor	27/26	33/50	60-76	(16)	21-52/29-64	.404/.453	5-18/10-23	.278/.435	13-17/8-13	.765/.615	31/36	(5)	10/20	14/8	6/2	2/4	22/17
OKLAHOMA	42/30	31/43	83-81	+2	33-82/28-82	.402/.341	9-30/10-35	.300/.286	8-14/15-17	.571/.882	50/57	(7)	19/11	12/14	8/8	10/10	19/14
Texas Tech	37/25	33/50	70-75	(5)	25-54/22-52	.463/.423	7-17/10-19	.412/.526	13-19/21-33	.684/.636	31/31	-	10/13	20/15	6/3	6/9	29/19
Arkansas	40/32	25/34	65-66	(1)	20-52/24-61	.385/.393	7-24/8-22	.292/.364	18-23/10-18	.783/.556	39/34	+5	11/14	16/9	2/7	2/9	16/19
TCU	31/36	35/43	66-79	(13)	23-56/30-54	.411/.556	8-14/8-12	.571/.667	12-16/11-15	.750/.733	26/37	(11)	12/16	16/20	6/3	12/8	16/18
Kansas	46/33	38/46	84-79	+5	32-62/28-60	.516/.467	12-27/8-22	.444/.364	8-13/15-20	.615/.750	41/28	+13	15/15	16/11	6/4	7/6	21/18
BAYLOR	30/39	26/28	56-67	(11)	22-59/26-48	.373/.542	5-21/6-14	.238/.429	7-15/9-9	.467/1000	30/33	(3)	10/13	13/19	1/1	7/4	12/17
West Virginia	36/39	52/46	88-85	+3	24-52/28-54	.462/.519	10-24/5-16	.417/.313	30-36/24-28	.833/.857	31/28	+3	11/13	13/12	3/3	6/4	23/24
KANSAS STATE	20/37	52/45	72-82	(10)	27-65/28-51	.415/.549	6-20/8-18	.300/.444	12-17/18-21	.706/.857	39/28	+11	7/15	12/8	2/3	2/5	20/14
TCU	36/39	34/51	70-90	(20)	22-60/31-57	.367/.544	7-20/8-16	.350/.500	19-23/20-27	.826/.741	32/36	(4)	17/21	10/10	5/6	7/6	26/21
TEXAS TECH	34/35	45/36	79-71	+8	24-46/25-60	.522/.417	11-22/9-23	.500/.391	20-25/12-16	.800/.750	31/30	+1	13/13	17/13	4/2	5/6	18/22
Texas	28/33	36/32	64-65	(1)	22-58/23-56	.379/.411	9-26/6-20	.346/.300	11-13/13-20	.846/.650	34/38	(4)	9/7	9/8	3/2	4/6	17/12
Iowa State	48/43	32/28	80-71	+9	29-67/25-63	.433/.397	12-28/13-27	.429/.481	10-17/8-13	.588/.615	47/37	+10	19/11	11/13	4/5	5/4	13/16
KANSAS	46/30	36/34	82-64	+18	27-54/25-60	.500/.417	10-24/7-20	.417/.350	18-23/7-11	.783/.636	30/37	(7)	12/11	10/17	8/1	11/5	14/20
Oklahoma	39/28	32/32	71-60	+11	25-64/22-58	.391/.379	11-26/9-27	.423/.333	10-11/7-12	.909/.583	53/27	+26	12/10	17/12	3/4	5/8	14/16
Kansas	42/43	26/39	68-82	(14)	27-66/32-57	.409/.561	5-22/8-20	.227/.400	9-13/10-14	.692/.714	36/33	+3	11/17	13/13	1/1	4/7	16/17

STARTING LINEUPS

Opponent	Starter	Starter	Starter	Starter	Starter
Pepperdine	Smith, K	Shine, T	Waters, L	Solomon, M	N'Guessan, L
Charlotte	Smith, K	Shine, T	Waters, L	Solomon, M	N'Guessan, L
Oral Roberts	Smith, K	Shine, T	Waters, L	Solomon, M	N'Guessan, L
Texas A&M	Smith, K	Shine, T	Waters, L	Solomon, M	N'Guessan, L
Pittsburgh	Smith, K	Shine, T	Waters, L	Solomon, M	N'Guessan, L
Houston Baptist	Smith, K	Shine, T	Waters, L	Solomon, M	N'Guessan, L
Austin Peay	Smith, K	Shine, T	Waters, L	Solomon, M	N'Guessan, L
Miss Valley State	Smith, K	Shine, T	Waters, L	McGriff, C	Solomon, M
Wichita State	Smith, K	Shine, T	Waters, L	McGriff, C	Solomon, M
Florida State	Smith, K	Shine, T	Waters, L	Carroll, J	Solomon, M
Tulsa	Smith, K	Shine, T	Waters, L	Carroll, J	Solomon, M
UTRGV	Smith, K	Shine, T	Waters, L	Carroll, J	Solomon, M
West Virginia	Smith, K	Shine, T	Waters, L	Carroll, J	Solomon, M
Oklahoma	Smith, K	Shine, T	Carroll, J	McGriff, C	Solomon, M
Iowa State	Smith, K	Shine, T	Carroll, J	Solomon, M	Sima, Y
Kansas State	Smith, K	Waters, L	Carroll, J	Solomon, M	Sima, Y
Texas	Averette, B	Waters, L	Carroll, J	Solomon, M	Sima, Y
Baylor	Averette, B	Waters, L	Carroll, J	Solomon, M	Sima, Y
Oklahoma	Averette, B	Shine, T	Carroll, J	Solomon, M	Sima, Y
Texas Tech	Averette, B	Shine, T	Carroll, J	Solomon, M	Sima, Y
Arkansas	Averette, B	Waters, L	Carroll, J	Solomon, M	Sima, Y
TCU	Averette, B	Waters, L	Carroll, J	Solomon, M	Sima, Y
Kansas	Smith, K	Waters, L	Carroll, J	McGriff, C	Solomon, M
Baylor	Smith, K	Waters, L	Carroll, J	McGriff, C	Solomon, M
West Virginia	Smith, K	Waters, L	Carroll, J	McGriff, C	Solomon, M
Kansas State	Smith, K	Waters, L	Carroll, J	McGriff, C	Solomon, M
TCU	Smith, K	Waters, L	Carroll, J	McGriff, C	Solomon, M
Texas Tech	Smith, K	Waters, L	Carroll, J	McGriff, C	Solomon, M
Texas	Smith, K	Waters, L	Carroll, J	McGriff, C	Solomon, M
Iowa State	Smith, K	Waters, L	Carroll, J	McGriff, C	Solomon, M
Kansas	Smith, K	Shine, T	Carroll, J	McGriff, C	Solomon, M
Oklahoma	Smith, K	Waters, L	Carroll, J	McGriff, C	Solomon, M
Kansas	Smith, K	Waters, L	Carroll, J	McGriff, C	Solomon, M

SPECIALTY STATS

Opponent	OKLAHOMA STATE					OPPONENTS				
	Paint	Off/TO	2nd	Brk	Bench	Paint	Off/TO	2nd	Brk	Bench
Pepperdine	22	20	9	4	31	14	5	7	2	12
Charlotte	26	18	14	12	41	28	14	8	11	20
Oral Roberts	32	14	11	21	51	32	3	7	5	11
Texas A&M	24	15	14	8	25	28	12	6	13	20
Pittsburgh	30	14	17	13	49	44	16	6	10	20
Houston Baptist	32	20	11	24	61	36	12	10	9	29
Austin Peay	30	18	16	18	43	26	7	11	10	6
Miss Valley State	34	27	11	19	32	28	10	12	8	51
Wichita State	22	19	10	6	10	14	18	13	2	20
Florida State	28	21	17	14	7	34	16	15	10	18
Tulsa	30	17	8	9	18	20	5	10	5	14
UTRGV	38	27	13	25	31	36	18	14	17	30
West Virginia	32	16	11	19	16	28	25	19	5	28
Oklahoma	34	12	17	15	37	36	15	7	8	28
Iowa State	46	19	15	16	20	28	16	12	17	15
Kansas State	40	7	12	12	31	34	12	7	8	6
Texas	24	19	6	11	12	22	4	13	4	26
Baylor	20	15	10	2	40	30	20	7	0	20
Oklahoma	38	18	22	15	28	32	13	15	16	7
Texas Tech	24	16	16	2	36	22	23	13	4	18
Arkansas	20	9	15	2	15	30	20	23	11	48
TCU	20	20	5	7	30	42	22	12	9	26
Kansas	28	20	26	4	5	36	9	7	6	4
Baylor	22	27	10	7	6	26	19	9	6	22
West Virginia	22	16	18	4	14	28	18	11	4	15
Kansas State	34	8	22	9	15	32	12	5	12	24
TCU	24	8	6	7	12	40	11	8	8	20
Texas Tech	14	17	14	20	14	26	17	17	2	25
Texas	24	17	9	12	13	32	9	11	4	25
Iowa State	32	11	24	4	12	16	13	4	0	15
Kansas	24	21	10	15	16	34	11	19	14	21
Oklahoma	20	12	19	10	18	24	11	2	2	23
Kansas	30	16	19	3	15	40	20	15	18	10
Totals	920	554	457	369	804	978	456	355	260	677
Averages	27.9	16.8	13.8	11.2	24.4	29.6	13.8	10.8	7.9	20.5



2017-18 TEAM SUPERLATIVES

Oklahoma State - TEAM GAME HIGHS

POINTS	102	UT-RIO GRANDE VALLEY (12/22/17)
	101	HOUSTON BAPTIST (11/26/17)
	96	IOWA STATE (01/06/18)
	91	ORAL ROBERTS (11/16/17)
	89	at Oklahoma (01/03/18)
FIELD GOALS MADE	35	at Oklahoma (01/03/18)
	35	ORAL ROBERTS (11/16/17)
FIELD GOAL ATTEMPTS	82	OKLAHOMA (01/20/18)
	80	at Oklahoma (01/03/18)
FIELD GOAL PERCENTAGE	.525 (31-59)	MISS VALLEY STATE (12/03/17)
	.522 (24-46)	TEXAS TECH (02/21/18)
3 PT FIELD GOALS MADE	13	ORAL ROBERTS (11/16/17)
	12	at Iowa State (02/27/18)
	12	at Kansas (02/03/18)
3 PT FG ATTEMPTS	34	TULSA (12/19/17)
	33	ORAL ROBERTS (11/16/17)
3 PT FG PERCENTAGE	.571 (8-14)	TCU (01/30/18)
	.500 (11-22)	TEXAS TECH (02/21/18)
FREE THROWS MADE	31	HOUSTON BAPTIST (11/26/17)
	30	at West Virginia (02/10/18)
FREE THROW ATTEMPTS	36	at West Virginia (02/10/18)
	36	WEST VIRGINIA (12/29/17)
FREE THROW PERCENTAGE	1.000 (1-1)	TULSA (12/19/17)
	.955 (21-22)	at Kansas State (01/10/18)
REBOUNDS	53	vs Oklahoma (03/07/18)
	50	OKLAHOMA (01/20/18)
ASSISTS	26	HOUSTON BAPTIST (11/26/17)
	23	ORAL ROBERTS (11/16/17)
STEALS	13	MISS VALLEY STATE (12/03/17)
	12	TCU (01/30/18)
	12	UT-RIO GRANDE VALLEY (12/22/17)
BLOCKED SHOTS	8	KANSAS (03/03/18)
	8	OKLAHOMA (01/20/18)
	8	HOUSTON BAPTIST (11/26/17)
TURNOVERS	21	WEST VIRGINIA (12/29/17)
	20	at Texas Tech (01/23/18)
FOULS	29	at Texas Tech (01/23/18)
	29	at Kansas State (01/10/18)



2017-18 TEAM SUPERLATIVES

Opponent - GAME HIGHS

POINTS	109	at Oklahoma (01/03/18)
	90	at TCU (02/17/18)
	87	IOWA STATE (01/06/18)
	86	at Kansas State (01/10/18)
	85	at West Virginia (02/10/18)
	85	WEST VIRGINIA (12/29/17)
FIELD GOALS MADE	35	at Oklahoma (01/03/18)
	32	vs Kansas (03/08/18)
FIELD GOAL ATTEMPTS	82	OKLAHOMA (01/20/18)
	71	UT-RIO GRANDE VALLEY (12/22/17)
FIELD GOAL PERCENTAGE	.561 (32-57)	vs Kansas (03/08/18)
	.556 (30-54)	TCU (01/30/18)
3 PT FIELD GOALS MADE	15	at Oklahoma (01/03/18)
	13	at Iowa State (02/27/18)
3 PT FG ATTEMPTS	35	OKLAHOMA (01/20/18)
	28	TULSA (12/19/17)
3 PT FG PERCENTAGE	.667 (8-12)	TCU (01/30/18)
	.556 (15-27)	at Oklahoma (01/03/18)
FREE THROWS MADE	28	at Kansas State (01/10/18)
	27	WEST VIRGINIA (12/29/17)
FREE THROW ATTEMPTS	37	at Kansas State (01/10/18)
	34	at Oklahoma (01/03/18)
FREE THROW PERCENTAGE	1.000 (9-9)	BAYLOR (02/06/18)
	.882 (15-17)	OKLAHOMA (01/20/18)
REBOUNDS	57	OKLAHOMA (01/20/18)
	45	vs Texas A&M (11/20/17)
ASSISTS	24	at Oklahoma (01/03/18)
	21	at TCU (02/17/18)
STEALS	12	UT-RIO GRANDE VALLEY (12/22/17)
	11	WEST VIRGINIA (12/29/17)
BLOCKED SHOTS	8	OKLAHOMA (01/20/18)
	7	at Arkansas (01/27/18)
	7	vs Florida State (12/16/17)
TURNOVERS	22	vs Florida State (12/16/17)
	21	MISS VALLEY STATE (12/03/17)
FOULS	27	WEST VIRGINIA (12/29/17)
	25	IOWA STATE (01/06/18)
	25	UT-RIO GRANDE VALLEY (12/22/17)



2017-18 TEAM SUPERLATIVES

Oklahoma State - GAME LOWS

POINTS	55	vs Texas A&M (11/20/17)
	56	BAYLOR (02/06/18)
	60	at Baylor (01/15/18)
	64	at Texas (02/24/18)
	65	TEXAS (01/13/18)
	65	at Arkansas (01/27/18)
FIELD GOALS MADE	20	vs Texas A&M (11/20/17)
	20	at Arkansas (01/27/18)
FIELD GOAL ATTEMPTS	46	TEXAS TECH (02/21/18)
	47	WEST VIRGINIA (12/29/17)
FIELD GOAL PERCENTAGE	.299 (20-67)	vs Texas A&M (11/20/17)
	.367 (22-60)	at TCU (02/17/18)
3 PT FIELD GOALS MADE	3	vs Texas A&M (11/20/17)
	3	TEXAS (01/13/18)
3 PT FG ATTEMPTS	10	TEXAS (01/13/18)
	14	TCU (01/30/18)
3 PT FG PERCENTAGE	.125 (3-24)	vs Texas A&M (11/20/17)
	.227 (5-22)	vs Kansas (03/08/18)
FREE THROWS MADE	1	TULSA (12/19/17)
	7	BAYLOR (02/06/18)
FREE THROW ATTEMPTS	1	TULSA (12/19/17)
	10	vs Florida State (12/16/17)
FREE THROW PERCENTAGE	.467 (7-15)	BAYLOR (02/06/18)
	.526 (10-19)	at Oklahoma (01/03/18)
REBOUNDS	26	WICHITA STATE (12/09/17)
	26	TCU (01/30/18)
ASSISTS	7	vs Texas A&M (11/20/17)
	7	KANSAS STATE (02/14/18)
STEALS	2	at Baylor (01/15/18)
	2	at Arkansas (01/27/18)
	2	KANSAS STATE (02/14/18)
BLOCKED SHOTS	1	TEXAS (01/13/18)
	1	BAYLOR (02/06/18)
	1	vs Kansas (03/08/18)
TURNOVERS	7	ORAL ROBERTS (11/16/17)
	7	TEXAS (01/13/18)
FOULS	10	ORAL ROBERTS (11/16/17)
	12	MISS VALLEY STATE (12/03/17)
	12	BAYLOR (02/06/18)



2017-18 TEAM SUPERLATIVES

Opponent - GAME LOWS

POINTS	47	PEPPERDINE (11/10/17)
	48	ORAL ROBERTS (11/16/17)
	59	TULSA (12/19/17)
	60	vs Oklahoma (03/07/18)
	62	MISS VALLEY STATE (12/03/17)
FIELD GOALS MADE	13	PEPPERDINE (11/10/17)
	18	CHARLOTTE (11/13/17)
FIELD GOAL ATTEMPTS	45	WICHITA STATE (12/09/17)
	46	PEPPERDINE (11/10/17)
FIELD GOAL PERCENTAGE	.283 (13-46)	PEPPERDINE (11/10/17)
	.333 (20-60)	ORAL ROBERTS (11/16/17)
3 PT FIELD GOALS MADE	3	PEPPERDINE (11/10/17)
	3	ORAL ROBERTS (11/16/17)
3 PT FG ATTEMPTS	10	AUSTIN PEAY (11/29/17)
	12	TCU (01/30/18)
3 PT FG PERCENTAGE	.167 (3-18)	ORAL ROBERTS (11/16/17)
	.188 (3-16)	PEPPERDINE (11/10/17)
FREE THROWS MADE	4	MISS VALLEY STATE (12/03/17)
	5	ORAL ROBERTS (11/16/17)
FREE THROW ATTEMPTS	8	ORAL ROBERTS (11/16/17)
	9	vs Texas A&M (11/20/17)
	9	BAYLOR (02/06/18)
FREE THROW PERCENTAGE	.400 (4-10)	MISS VALLEY STATE (12/03/17)
	.556 (10-18)	at Arkansas (01/27/18)
REBOUNDS	27	vs Oklahoma (03/07/18)
	28	vs Pittsburgh (11/21/17)
	28	at Kansas State (01/10/18)
	28	at Kansas (02/03/18)
	28	at West Virginia (02/10/18)
	28	KANSAS STATE (02/14/18)
ASSISTS	6	PEPPERDINE (11/10/17)
	7	at Texas (02/24/18)
STEALS	2	ORAL ROBERTS (11/16/17)
	2	TULSA (12/19/17)
BLOCKED SHOTS	0	WICHITA STATE (12/09/17)
	0	TULSA (12/19/17)
TURNOVERS	8	at Kansas State (01/10/18)
	8	at Baylor (01/15/18)
	8	KANSAS STATE (02/14/18)
	8	at Texas (02/24/18)
FOULS	6	TULSA (12/19/17)
	12	at Texas (02/24/18)



2017-18 INDIVIDUAL SUPERLATIVES

Oklahoma State - INDIVIDUAL GAME HIGHS

Points	29	Carroll, Jeffrey vs Pittsburgh (11/21/17)
	25	Smith, Kendall vs Kansas (03/03/18)
	24	Smith, Kendall at Kansas (02/03/18)
Field Goals Made	24	Carroll, Jeffrey vs Iowa State (01/06/18)
	10	Smith, Kendall at Kansas (02/03/18)
	10	Carroll, Jeffrey vs Pittsburgh (11/21/17)
Field Goal Att.	22	Carroll, Jeffrey vs Oklahoma (01/20/18)
	19	Carroll, Jeffrey at Iowa State (02/27/18)
	19	Carroll, Jeffrey vs Florida State (12/16/17)
FG Pct (min 5 made)	1.000 (6-6)	Waters, Lindy vs Texas Tech (02/21/18)
	1.000 (5-5)	Solomon, Mitchell vs Miss Valley State (12/03/17)
	1.000 (5-5)	Solomon, Mitchell vs Houston Baptist (11/26/17)
3-Point FG Made	5	Dziagwa, Thomas at Oklahoma (01/03/18)
	4	McGriff, Cameron vs Oklahoma (03/07/18)
	4	Smith, Kendall vs Kansas (03/03/18)
	4	Waters, Lindy at Texas (02/24/18)
	4	Waters, Lindy vs Texas Tech (02/21/18)
	4	Smith, Kendall at TCU (02/17/18)
	4	Carroll, Jeffrey at Kansas (02/03/18)
	4	Carroll, Jeffrey vs TCU (01/30/18)
	4	Shine, Tavarious vs Oklahoma (01/20/18)
	4	Carroll, Jeffrey vs Florida State (12/16/17)
	4	Dziagwa, Thomas vs Houston Baptist (11/26/17)
	4	Dziagwa, Thomas vs Pittsburgh (11/21/17)
	4	Averette, Brandon vs Oral Roberts (11/16/17)
	4	Dziagwa, Thomas vs Charlotte (11/13/17)
	4	Dziagwa, Thomas vs Pepperdine (11/10/17)
3-Point FG Att.	10	Dziagwa, Thomas at Oklahoma (01/03/18)
	9	Carroll, Jeffrey at Kansas (02/03/18)
	9	Shine, Tavarious vs Oklahoma (01/20/18)
	9	Carroll, Jeffrey at Oklahoma (01/03/18)
3-Pt FG Pct (min 5 made)	9	Dziagwa, Thomas vs Pepperdine (11/10/17)
	.500 (5-10)	Dziagwa, Thomas at Oklahoma (01/03/18)
Free Throws Made	13	McGriff, Cameron at West Virginia (02/10/18)
	9	Shine, Tavarious vs Wichita State (12/09/17)
Free Throw Att.	13	McGriff, Cameron at West Virginia (02/10/18)
	10	Smith, Kendall vs Texas Tech (02/21/18)
	10	Carroll, Jeffrey vs West Virginia (12/29/17)
FT Pct (min 9 made)	1.000 (13-13)	McGriff, Cameron at West Virginia (02/10/18)
	1.000 (9-9)	Shine, Tavarious vs Wichita State (12/09/17)
Rebounds	13	Carroll, Jeffrey vs Oklahoma (03/07/18)
	13	Carroll, Jeffrey vs Oklahoma (01/20/18)
Assists	9	Averette, Brandon vs Oral Roberts (11/16/17)
Steals	8	Smith, Kendall vs Pepperdine (11/10/17)
	4	Smith, Kendall vs Kansas (03/03/18)
	4	Solomon, Mitchell vs Baylor (02/06/18)
	4	McGriff, Cameron vs TCU (01/30/18)
	4	Carroll, Jeffrey vs West Virginia (12/29/17)
Blocked Shots	4	Waters, Lindy vs West Virginia (12/29/17)
	4	McGriff, Cameron vs TCU (01/30/18)
	3	McGriff, Cameron vs Kansas (03/03/18)
	3	Sima, Yankuba at Kansas (02/03/18)
	3	Sima, Yankuba at Texas Tech (01/23/18)



2017-18 INDIVIDUAL SUPERLATIVES

OPPONENT INDIVIDUAL GAME HIGHS

Points	48	Young, Trae vs Oklahoma (01/20/18)
	38	BROWN, Barry at Kansas State (01/10/18)
	33	Carter, Jevon at West Virginia (02/10/18)
Field Goals Made	14	Young, Trae vs Oklahoma (01/20/18)
	12	BROWN, Barry at Kansas State (01/10/18)
Field Goal Att.	39	Young, Trae vs Oklahoma (01/20/18)
	21	Young, Trae vs Oklahoma (03/07/18)
FG Pct (min 5 made)	.889 (8-9)	STEVENSON, Shamiel vs Pittsburgh (11/21/17)
	.818 (9-11)	Manek, Brady at Oklahoma (01/03/18)
3-Point FG Made	8	Young, Trae vs Oklahoma (01/20/18)
	7	Lecomte, Manu at Baylor (01/15/18)
3-Point FG Att.	20	Young, Trae vs Oklahoma (01/20/18)
	13	Young, Trae vs Oklahoma (03/07/18)
3-Pt FG Pct (min 5 made)	.750 (6-8)	Jackson, Donovan vs Iowa State (01/06/18)
	.750 (6-8)	Manek, Brady at Oklahoma (01/03/18)
Free Throws Made	14	SHAMET, Landry vs Wichita State (12/09/17)
	12	BROWN, Barry vs Kansas State (02/14/18)
	12	Young, Trae vs Oklahoma (01/20/18)
	12	Young, Trae at Oklahoma (01/03/18)
Free Throw Att.	16	BROWN, Barry at Kansas State (01/10/18)
	16	SHAMET, Landry vs Wichita State (12/09/17)
FT Pct (min 9 made)	1.000 (12-12)	Young, Trae vs Oklahoma (01/20/18)
	1.000 (10-10)	Carter, Jevon at West Virginia (02/10/18)
Rebounds	14	Mann, Terance vs Florida State (12/16/17)
	12	SNEED, Xavier at Kansas State (01/10/18)
	12	EJEH, Emmanuel vs Miss Valley State (12/03/17)
Assists	11	Weiler-Babb, Nick vs Iowa State (01/06/18)
	10	Young, Trae at Oklahoma (01/03/18)
	10	Stallworth, Lew vs UT-Rio Grande Valley (12/22/17)
	10	CARR, Marcus vs Pittsburgh (11/21/17)
Steals	6	BROWN, Barry at Kansas State (01/10/18)
	5	Carter, Jevon vs West Virginia (12/29/17)
Blocked Shots	4	Lattin, Khadeem vs Oklahoma (01/20/18)
	4	Lard, Cameron vs Iowa State (01/06/18)
Turnovers	8	Carter, Jevon vs West Virginia (12/29/17)



THE LAST TIME ...

TEAM

OSU Scored 100 Points	102 vs UT-Rio Grande Valley (Dec. 22, 2017)
Opponent Scored 100 Points	109 by Oklahoma (Jan. 3, 2018)
OSU Scored 90 Points	96 vs Iowa State (Jan. 6, 2018)
Opponent Scored 90 Points	90 by TCU (Feb. 17, 2018)
OSU Scored Fewer than 60 Points	56 vs Baylor (Feb. 06, 2018)
Opponent Scored Fewer than 60 Points	59 by Tulsa (Dec. 19, 2017)
OSU Scored Fewer than 50 Points	49 at Oklahoma (Feb. 24, 2016)
Opponent Scored Fewer than 50 Points	48 by Oral Roberts (Nov. 16, 2017)
OSU Won by 30 Points.....	43 vs Oral Roberts (Nov. 16, 2017)
Opponent Won by 30 Points.....	32 by North Carolina (Nov. 22, 2016)
OSU shot 65% from the floor.....	67.9 vs Florida Atlantic (Nov. 10, 2006)
Opponent shot 65% from the floor.....	66.0 by Arizona (March 24, 2005)
OSU shot 60% from the floor.....	62.5 at West Virginia (Feb. 4, 2017)
Opponent shot 60% from the floor.....	60.0 by Baylor (Jan. 22, 2011)
OSU shot less than 25% from the floor	24.6 at South Carolina (Dec. 6, 2014)
Opponent shot less than 25% from the floor	23.3 by NW Oklahoma State (Nov. 18, 2014)
OSU shot less than 35% from the floor	29.9 vs Texas A&M (Nov. 20, 2017)
Opponent shot less than 35% from the floor	34.1 by Oklahoma (Jan. 20, 2018)
OSU shot 50% from beyond the arc.....	50.0 vs Texas Tech (Feb. 21, 2018)
Opponent shot 50% from beyond the arc.....	50.0 by TCU (Feb. 17, 2018)
OSU shot less than 20% from beyond the arc	12.5 vs Texas A&M (Nov. 20, 2017)
Opponent shot less than 20% from beyond the arc	16.7 vs Oral Roberts (Nov. 16, 2017)
OSU made 10 three-pointers.....	11 vs Oklahoma (March. 7, 2018)
Opponent made 10 three-pointers.....	13 by Iowa State (Feb. 27, 2018)
OSU shot 100% from the FT line (min. 10)	22-of-22 vs Texas Tech (Feb. 25, 2017)
Opponent shot 100% from the FT line (min. 10)	15-of-15 by Texas A&M (Dec. 30, 1988)
OSU shot less than 50% from the FT line	46.7 vs Baylor (Feb. 06, 2018)
Opponent shot less than 50% from the FT line	40.0 by Miss Valley State (Dec. 03, 2017)
OSU had 50 Rebounds	53 vs Oklahoma (March 7, 2018)
Opponent had 50 Rebounds	57 by Oklahoma (Jan. 20, 2018)
OSU had 20 Offensive Rebounds	20 vs Oklahoma (Jan. 20, 2018)
Opponent had 20 Offensive Rebounds	25 by Oklahoma (Jan. 20, 2018)

OSU had 20 Assists.....	22 vs UT-Rio Grande Valley (Dec. 22, 2017)
Opponent had 20 Assists.....	21 by TCU (Feb. 17, 2018)
OSU had 10 Steals.....	11 vs Kansas (March. 30, 2018)
Opponent had 10 Steals.....	10 by Oklahoma (Jan. 20, 2018)
OSU had 10 Blocked Shots.....	11 vs George Mason (Nov. 20, 2015)
Opponent had 10 Blocked Shots.....	12 by Texas (Jan. 10, 2015)
OSU had two 30-point scorers	vs Southwestern State (Jan. 2, 2007)
Opponent had two 30-point scorers	never
OSU had three 30-point scorers.....	vs Oral Roberts (March 4, 1993)
OSU had two 20-point scorers	at West Virginia (Feb. 10, 2018)
Opponent had two 20-point scorers	by Oklahoma (Jan. 3, 2018)
OSU had three 20-point scorers.....	vs Oklahoma (Feb. 18, 2017)
Opponent had three 20-point scorers.....	by Kansas (Jan. 14, 2017)
OSU had four 20-point scorers.....	vs Northwestern State (Jan. 3, 2009)
Teams combined for four 20-point scorers	vs Oklahoma (Feb. 18, 2017)
Teams combined for five 20-point scorers.....	at Nebraska (March 5, 2007)
Teams combined for six 20-point scorers	vs Providence (Nov. 25, 1993)
OSU had five double-figure scorers	at West Virginia (Feb. 10, 2018)
Opponent had five double-figure scorers	by TCU (Feb. 17, 2018)
OSU had six double-figure scorers.....	vs New Orleans (Nov. 16, 2016)
Opponent had six double-figure scorers.....	by West Virginia (Dec. 29, 2017)
OSU had seven double-figure scorers	vs Rogers State (Nov. 30, 2016)
Opponent had seven double-figure scorers	Never
Teams combined for 10 double-figure scorers	10 vs Kansas State (Jan. 18, 2017)
OSU had all 5 starters score in double figures	at West Virginia (Feb. 10, 2018)
Opp had all 5 starters score in double figures	by TCU (Feb. 17, 2018)
OSU had no players score in double figures.....	at Iowa State (Feb. 29, 2016)
Opp had no players score in double figures	Utah Valley (Nov. 12, 2013)
OSU had only one player score in double figures	vs Texas A&M (Nov. 20, 2017)
Opp. had only one player score in double figures	Kansas (March 4, 2018)
OSU had two double-figure rebounders.....	vs NW Oklahoma State (Nov. 18, 2014)
OSU had three double-figure rebounders	vs NW Oklahoma State (Nov. 18, 2014)
Opp had two double-figure rebounders.....	Oklahoma (Jan. 20, 2018)
OSU had two double-doubles.....	vs NW Oklahoma State (Nov. 18, 2014)
OSU had three double-doubles	vs Seattle (Nov. 14, 2009)
Opponent had two double-doubles.....	Iowa State (March 9, 2017)



THE LAST TIME ...

OSU scored 50 points in first half.....	53 vs UT-Rio Grande Valley (Dec. 22, 2017)
OSU scored 50 points in second half.....	52 vs Kansas State (Feb. 14, 2018)
Opponent scored 50 points in first half.....	50 by Oklahoma (Jan. 3, 2018)
Opponent scored 50 points in second half.....	51 by TCU (Feb. 17, 2018)
OSU scored less than 20 points in first half.....	17 at Texas Tech (Feb. 28, 2012)
OSU scored less than 20 points in second half.....	19 at Texas A&M (Jan. 12, 2011)
Opponent scored less than 20 points in first half.....	19 by TCU (Feb. 8, 2016)
Opponent scored less than 20 points in second half.....	18 by Kansas State (Jan. 3, 2015)
OSU had three players foul out.....	at Texas Tech (Jan. 23, 2018)
Opponent had three players foul out.....	West Virginia (Jan. 25, 2014)
OSU failed to make a three-point attempt.....	vs Iowa State (Jan. 8, 2001)
Opponent failed to make a three-point attempt.....	TCU (Feb. 14, 2015)
OSU defeated a ranked opponent.....	82-64 vs 6/6 Kansas (March 4, 2018)
OSU lost to a ranked opponent.....	82-68 vs 9/9 Kansas (March 8, 2018)
OSU won an overtime game.....	83-81 vs Oklahoma (Jan. 20, 2018)
OSU lost an overtime game.....	63-61 at Texas Tech (Feb. 3, 2016)
OSU won a double-overtime game.....	68-58 vs SMU (Dec. 28, 2011)
OSU lost a double-overtime game.....	67-68 vs Kansas (Feb. 20, 2013)
OSU won a triple-overtime game.....	105-103 vs Texas (Jan. 16, 2007)
OSU lost a triple-overtime game.....	97-98 vs Iowa State (Feb. 3, 2014)
OSU won a quadruple-overtime game.....	96-91 at Colorado (Feb. 5, 1983)
OSU lost a quadruple-overtime game.....	never

INDIVIDUAL

A Cowboy had a Triple-Double (P/R/A).....	19/14/10, Maurice Baker vs UTSA (Jan. 3, 2001)
An Opponent had a Triple-Double (P/R/A).....	19/10/11, Anthony Bowie, Oklahoma (Feb. 27, 1985)
A Cowboy had a Double-Double (PTS/REB).....	10/11, Mitchell Solomon at Iowa State (Feb. 27, 2018)
An Opponent had a Double-Double (PTS/REB).....	11/10, Mohamed Bamba, Texas (Jan. 13, 2018)
A Cowboy had a Double-Double (PTS/AST).....	23/12, Jawun Evans vs Michigan (March 17, 2017)
An Opponent had a Double-Double (PTS/AST).....	27/10, Trae Young, Oklahoma (Jan. 3, 2018)
A Cowboy had a 20/20 Performance (PTS/REB).....	37/20, Mario Boggan vs Texas (Jan. 16, 2007)
An Opponent had a 20/20 Performance (PTS/REB).....	20/23, Reginald King, Alabama (Dec. 17, 1976)
A Cowboy had a 20/10 Performance (PTS/REB).....	20/11, Jeffrey Carroll vs. Central Arkansas (Nov. 14, 2016)
An Opponent had a 20/10 Performance (PTS/REB).....	20/14, Terrance Mann, Florida State (Dec. 16, 2017)
A Cowboy scored 30 points.....	30, Jawun Evans vs North Carolina (Nov. 22, 2016)
An Opponent Scored 30 Points.....	30, Malik Newman, Kansas (March 8, 2018)
A Cowboy Scored 20 Points.....	25 by Kendall Smith vs Kansas (March 4, 2018)
An Opponent Scored 20 points.....	22, Trae Young, Oklahoma (March 7, 2018)
A Cowboy had 20 Rebounds.....	20, Mario Boggan vs Texas (Jan. 16, 2007)
An Opponent had 20 Rebounds.....	20, Jeff Withey, Kansas (Feb. 11, 2012)
A Cowboy had 15 Rebounds.....	18, Marshall Moses at La Salle (Dec. 4, 2010)
An Opponent had 15 Rebounds.....	15, Devin Williams, West Virginia (Jan. 5, 2016)
A Cowboy had 10 Offensive Rebounds.....	10, Mario Boggan vs Texas (Jan. 16, 2007)
An Opponent had 10 Offensive Rebounds.....	12, Rico Gathers, Baylor (Jan. 5, 2016)
A Cowboy had 10 assists.....	12, Jawun Evans vs Michigan (March 17, 2017)
An Opponent had 10 Assists.....	10, Trae Young, Oklahoma (Jan. 3, 2018)
A Cowboy had five Steals.....	5, Jawun Evans at Maryland (Dec. 3, 2016)
An Opponent had five Steals.....	5, Jevon Carter, West Virginia (Dec. 29, 2017)
A Cowboy had five Blocked Shots.....	5, Chris Olivier vs George Mason (Nov. 20, 2015)
An Opponent had five Blocked Shots.....	6, Khadeem Lattin, Oklahoma (Jan. 30, 2017)
A Cowboy won a game in the final 3 seconds.....	Phil Forte hit two free throws with two seconds left in overtime to defeat No. 25 Texas, 65-63, in Austin on Feb. 4, 2015
An Opponent won a game in the final 3 seconds.....	Kerwin Roach made a go-ahead layup with one second remaining as Texas won 65-64 on Feb. 24, 2018



BOX SCORES

Nov. 29, 2017 ► Gallagher-Iba Arena (Stillwater, Okla.) ► Att. 4,697									
AUSTIN PEAY									63
OKLAHOMA STATE									79

VISITORS: Austin Peay (3-4)

#	Player	fg	tot-fg	3-pt	ft	tot-ft	rebounds	pf	tp	a	to	blk	s	min				
03	PORTER-BUNTON, Chris	f	2	7	0	0	5	8	1	2	3	3	9	1	4	0	2	26
24	UGBA, Averyl	f	2	6	0	0	5	6	3	6	9	2	9	1	3	0	1	37
01	IVORY, Tre	g	2	6	0	1	1	2	0	5	5	3	5	6	2	0	2	28
04	GUMM, Dayton	g	7	14	6	2	3	0	0	0	3	19	0	2	0	1	30	
21	TAYLOR, Terry	g	6	13	1	2	2	8	3	11	4	15	1	4	1	0	35	
00	McCarthy, Acodyan	g	0	0	0	0	0	0	1	1	1	0	0	0	0	0	2	
15	CUCAK, Ivan	0	0	0	0	0	0	0	0	0	0	0	0	0	0	0	2	
22	HENDERSON, Richard	0	0	0	0	0	0	0	0	0	2	0	0	1	0	0	2	
23	HARRIS, Steve	3	9	0	1	0	0	0	3	3	0	6	1	3	1	0	27	
25	GLOTTA, Zach	0	1	0	0	0	0	0	0	0	3	0	0	1	0	1	11	
TEAM		1																
Totals.....		22	56	4	10	15	21	21	33	21	63	10	20	2	6	200		

TOTAL FG%	1st Half: 11-26 42.3%	2nd Half: 11-30 36.7%	Game: 39.3%	DEADBALL
3-PT FG%	1st Half: 2-3 66.7%	2nd Half: 2-7 28.6%	Game: 40.0%	REBOUNDS
F Throw %	1st Half: 2-4 50.0%	2nd Half: 13-17 76.5%	Game: 71.4%	4

HOME TEAM: Oklahoma State (6-1)

#	Player	tot-fg		3-pt		rebounds		pf	tp	a	to	blk	s	min			
		fg	fga	fg	fga	ft	fta										
41	Solomon, Mitchell	f	4	4	0	0	2	7	9	3	8	2	2	3	1	27	
14	N'Guessan, Lucas	c	0	0	0	0	1	3	4	2	0	2	0	0	1	19	
01	Smith, Kendall	g	1	6	1	3	1	2	0	1	1	1	4	2	5	0	25
05	Shine, Tavarus	g	5	8	2	5	0	2	3	0	3	1	12	1	0	0	20
21	Waters, Lindy	g	4	7	2	4	2	2	0	3	3	2	12	1	0	0	22
00	Averette, Brandon	2	6	0	1	0	0	0	0	2	4	3	2	0	1	1	16
02	Dawson, Zack	0	1	0	0	0	0	0	0	0	0	0	0	0	0	0	3
04	Dziagwa, Thomas	3	6	3	5	2	2	0	0	0	1	1	1	1	0	0	16
12	McGriff, Cameron	1	2	1	1	2	3	1	4	5	4	5	0	3	0	1	20
24	Dillard, Davon	3	4	0	0	0	2	0	2	0	6	0	1	0	0	7	
30	Carroll, Jeffrey	5	13	2	8	5	8	1	4	5	2	17	3	2	0	1	25
TEAM		2															
Totals.....		28	57	11	27	12	17	20	34	18	79	16	17	3	5	200	

TOTAL FG%	1st Half: 17-33 51.5%	2nd Half: 11-24 45.8%	Game: 49.1%	DEADBALL
3-PT FG%	1st Half: 9-21 42.9%	2nd Half: 2-6 33.3%	Game: 40.7%	REBOUNDS
F Throw %	1st Half: 4-6 66.7%	2nd Half: 8-11 72.7%	Game: 70.6%	3

Officials: Gary Maxwell, Les Jones, Craig Murley
 Technical fouls: Austin Peay-None. Oklahoma State-None.

Score by Periods	1st	2nd	Total
Austin Peay	26	37	63
Oklahoma State	47	32	79

Dec. 16, 2017 ► BB&T Center (Sunrise, Fla.) ► Att. TBA									
OKLAHOMA STATE									71
19/19 FLORIDA STATE									70

VISITORS: Oklahoma State (8-2)

#	Player	fg	ftg	3-pt	fg	fta	of	rebounds	tp	a	to	blk	s	min				
05	Shine, Tavarus	f	5	6	2	2	0	0	0	4	12	0	3	0	2	21		
30	Carroll, Jeffrey	f	7	19	4	7	5	6	1	6	7	2	23	3	3	0	1	36
41	Solomon, Mitchell	f	5	9	0	2	2	2	7	4	11	3	12	3	2	3	2	31
01	Smith, Kendall	g	3	14	1	5	0	0	1	4	5	1	7	6	3	0	2	30
21	Waters, Lindy	g	4	11	2	6	0	0	2	1	3	4	10	2	1	0	2	34
00	Averette, Brandon	0	3	0	2	0	0	0	0	0	0	2	1	0	0	0	14	
04	Dziagwa, Thomas	0	2	0	2	0	0	0	4	4	1	0	2	0	0	7		
12	McGriff, Cameron	1	2	0	1	0	0	0	0	2	2	1	1	0	0	11		
35	Sima, Yankuba	2	4	0	1	1	2	1	2	3	3	5	0	0	0	1	16	
Team		2																
Totals.....		27	70	9	28	8	10	14	23	37	20	71	17	17	3	10	200	

TOTAL FG%	1st Half: 13-34 38.2%	2nd Half: 14-36 38.9%	Game: 38.6%	DEADBALL
3-PT FG%	1st Half: 3-12 25.0%	2nd Half: 6-16 37.5%	Game: 32.1%	REBOUNDS
F Throw %	1st Half: 5-6 83.3%	2nd Half: 3-4 75.0%	Game: 80.0%	3

HOME TEAM: Florida State (9-1)

#	Player	tot-fg	3-pt	rebounds				tp	a	to	blk	s	min					
		fg	fga	ft	fta	tr	trf											
00	Cofer, Phil	f	7	15	5	7	3	4	1	3	4	1	22	0	2	0	3	35
12	Ohiagwu, Ike	c	0	0	0	0	1	2	2	3	5	1	1	0	2	0	0	17
02	Walker, CJ	g	1	8	1	2	0	0	1	1	2	2	3	1	3	0	0	24
11	Angola, Brian	g	1	6	0	3	4	6	2	2	4	4	6	3	3	0	2	19
14	Mann, Terance	g	9	15	0	2	2	6	8	14	1	20	2	3	0	2	37	
03	Forrest, Trent	2	3	0	0	0	4	1	2	3	1	4	6	3	1	0	1	31
05	Savoy, PJ	0	0	0	0	0	0	0	0	0	0	0	0	0	0	0	1	
23	Walker, MJ	0	3	0	2	2	0	0	3	3	1	2	0	2	1	2	17	
25	Kabengele, Mfondu	4	8	0	1	4	4	2	2	4	4	12	0	4	0	3	0	19
TEAM		2																
Totals.....		24	58	6	15	16	24	15	26	41	15	70	12	22	7	10	200	

TOTAL FG%	1st Half: 14-31 45.2%	2nd Half: 10-27 37.0%	Game: 41.4%	DEADBALL
3-PT FG%	1st Half: 4-10 40.0%	2nd Half: 2-5 40.0%	Game: 40.0%	REBOUNDS
F Throw %	1st Half: 6-7 85.7%	2nd Half: 10-17 58.8%	Game: 66.7%	4, 2

Officials: Keith Kimble, Jeb Harness, Jeffrey Clark
 Technical fouls: OKLAHOMA STATE-None. FLORIDA STATE-None.

Score by Periods	1st	2nd	Total
OKLAHOMA STATE	34	37	71
FLORIDA STATE	38	32	70

Dec. 03, 2017 ► Gallagher-Iba Arena (Stillwater, Okla.) ► Att. 4,564									
MISS VALLEY STATE									62
OKLAHOMA STATE									83

VISITORS: Miss Valley State (0-8)

#	Player	fg	fga	3-pt	3-pt	fga	ft	fta	rebounds	tp	pf	a	to	blk	s	min	
01	SCOTT, Dante	f	3	11	0	5	0	0	2	1	3	1	6	0	2	0	27
20	CREIGHTON, Davere	f	0	0	0	0	0	0	0	0	0	0	0	0	0	0	7
23	WATSON, Jamal	c	0	0	0	0	0	0	0	1	1	0	0	0	1	1	9
05	ECKWOOD, Tereke	g	2	6	0	0	0	0	0	3	3	4	4	6	3	0	23
22	NAYLOR, Nate	g	0	1	0	0	1	2	0	1	1	1	1	2	3	0	15
00	LEWIS, Jeffery	g	3	6	2	4	0	0	0	3	3	1	8	1	2	0	19
03	EVANS, Jordan	7	15	4	7	0	0	0	2	2	3	18	0	3	0	3	24
00	EJHE, Emmanuel	3	7	0	0	1	4	6	6	12	3	7	0	1	0	1	29
11	PHILLIPS, Kyian	0	1	0	1	0	0	0	0	0	0	0	0	0	1	0	3
12	HUNT, Lorenzo	0	1	0	0	0	0	0	0	0	0	0	0	0	1	0	10
15	DAVIS, Gemaal	4	6	0	1	2	2	2	1	3	0	10	1	2	0	0	11
21	ANAKWENZE, Arinze	0	0	0	0	0	0	0	0	0	0	0	0	0	0	0	3
23	ALLEN, LaCurtis	2	5	0	0	0	1	1	2	2	2	4	0	1	0	0	14
24	TAYLOR, Henry	0	0	0	0	0	0	0	0	0	2	0	0	0	0	0	2
32	ALLISON, Kaleb	2	3	0	0	1	1	0	1	0	0	4	0	0	0	0	4
Team		1 2 3 1															
TOTAL		26 62 6 18 4 10 13 21 34 17 62 10 21 1 6 200															



BOX SCORES

Dec. 29, 2017 ► Gallagher-Iba Arena (Stillwater, Okla.) ► Att. 8,257	
7/7 WEST VIRGINIA	85
OKLAHOMA STATE	79

VISITORS: West Virginia (12-1, 1-0 Big 12)

#	Player	tot-fg		3-pt		rebounds		fta	of	de	tot	pf	tp	a	to	blk	s	min
		fg	fga	fg	fga	ft	fta											
15	West, Lamont	f	3	6	1	4	4	1	3	4	5	11	1	3	0	1	25	
21	Harris, Wesley	f	1	6	1	4	6	8	4	2	6	4	9	1	5	0	1	27
00	Konate, Sagaba	f	4	6	0	0	5	6	3	6	9	4	13	0	1	1	0	22
02	Carlier, Jevon	g	2	10	2	5	6	6	1	3	4	2	12	7	8	1	5	38
04	Miles Jr., Dexter	g	4	7	2	5	2	3	1	1	2	2	12	5	1	0	2	37
03	Bolden, James	g	3	7	2	4	2	2	0	0	0	3	10	0	0	0	1	11
13	Allen, Teddy	g	7	11	0	0	1	1	0	2	2	4	15	1	0	0	1	16
14	Harler, Chase	0	1	0	0	0	0	0	0	0	0	0	0	0	0	0	0	6
25	Bender, Maciej	1	3	0	0	1	2	3	2	5	3	3	0	0	0	0	0	17
31	Routt, Logan	0	0	0	0	0	0	0	0	0	0	0	0	0	0	0	0	1
TEAM																		
Totals.....		25	57	8	22	27	32	16	19	35	27	85	15	18	2	11	200	

TOTAL FG%	1st Half: 12-32 37.5%	2nd Half: 13-25 52.0%	Game: 43.9%	DEADBALL
3-Pt. FG%	1st Half: 7-14 50.0%	2nd Half: 1-8 12.5%	Game: 36.4%	REBOUNDS
F Throw %	1st Half: 8-11 72.7%	2nd Half: 19-21 90.5%	Game: 84.4%	0

HOME TEAM: Oklahoma State (10-3, 0-1 Big 12)

#	Player	tot-fg		3-pt		rebounds		fta	of	de	tot	pf	tp	a	to	blk	s	min
		fg	fga	fg	fga	ft	fta											
05	Shine, Tavarus	f	7	11	1	4	2	4	1	5	2	17	4	3	0	1	21	
41	Solomon, Mitchell	f	3	4	1	1	2	2	4	8	5	9	0	2	2	0	24	
01	Smith, Kendall	g	3	8	0	2	1	2	0	1	1	7	2	4	0	1	33	
21	Waters, Lindy	g	2	6	2	4	7	8	0	5	5	4	13	2	6	0	4	29
30	Carroll, Jeffrey	g	5	12	2	5	5	10	2	3	5	0	17	1	1	1	32	
00	Averette, Brandon	1	3	0	1	4	6	0	2	2	1	6	0	2	0	1	23	
04	Dziagwa, Thomas	0	0	0	0	0	0	0	0	0	1	0	0	2	0	0	1	
12	McGriff, Cameron	0	0	0	0	4	1	1	2	4	4	0	0	0	0	0	18	
35	Sima, Yankuba	3	3	0	0	0	0	1	1	3	6	0	1	0	0	0	8	
Team																		
Totals.....		24	47	6	17	25	36	11	21	32	21	79	9	21	3	11	200	

TOTAL FG%	1st Half: 14-22 63.6%	2nd Half: 10-25 40.0%	Game: 51.1%	DEADBALL
3-Pt. FG%	1st Half: 4-8 50.0%	2nd Half: 2-9 22.2%	Game: 35.3%	REBOUNDS
F Throw %	1st Half: 14-17 82.4%	2nd Half: 11-19 57.9%	Game: 69.4%	4

Officials: Doug Simons, Roger Ayers, Bert Smith
Technical fouls: West Virginia-None. Oklahoma State-None.

Score by Periods	1st	2nd	Total
West Virginia	39	46	85
Oklahoma State	46	33	79

Jan. 10, 2018 ► Bramlage Coliseum (Manhattan, Kan.) ► Att. 7,470	
OKLAHOMA STATE	82
KANSAS STATE	86

VISITORS: Oklahoma State (11-5, 1-3 Big 12)

#	Player	tot-fg		3-pt		rebounds		fta	of	de	tot	pf	tp	a	to	blk	s	min
		fg	fga	fg	fga	ft	fta											
30	Carroll, Jeffrey	f	7	12	1	4	5	2	4	6	2	20	0	1	0	0	36	
35	Sima, Yankuba	0	2	0	0	0	3	1	4	3	0	0	1	1	0	1	9	
41	Solomon, Mitchell	f	2	7	0	2	2	3	7	10	4	6	2	2	1	31		
01	Smith, Kendall	g	5	15	2	3	2	1	3	4	3	14	1	1	0	1	27	
21	Waters, Lindy	g	3	9	1	6	4	5	0	4	5	11	2	1	0	1	35	
00	Averette, Brandon	8	11	0	0	6	6	0	1	1	4	22	6	0	0	1	28	
04	Dziagwa, Thomas	1	4	1	3	2	2	0	1	1	2	5	0	0	0	0	15	
12	McGriff, Cameron	1	1	0	0	0	0	1	2	3	5	2	1	2	0	0	13	
14	N'Guessan, Lucas	1	1	0	0	0	0	1	0	1	1	2	0	0	0	1	6	
Team																		
Totals.....		28	62	5	18	21	23	14	23	34	29	82	11	3	5	200		

TOTAL FG%	1st Half: 12-33 36.4%	2nd Half: 16-29 55.2%	Game: 45.2%	DEADBALL
3-Pt. FG%	1st Half: 3-10 30.0%	2nd Half: 2-8 25.0%	Game: 27.8%	REBOUNDS
F Throw %	1st Half: 7-8 87.5%	2nd Half: 14-14 100%	Game: 95.5%	0

HOME TEAM: Kansas State (12-4, 2-2 Big 12)

#	Player	tot-fg		3-pt		rebounds		fta	of	de	tot	pf	tp	a	to	blk	s	min
		fg	fga	fg	fga	ft	fta											
14	MAWEN, Makol	f	2	4	0	0	0	1	1	2	4	2	1	1	0	18		
20	SNEED, Xavier	f	2	7	0	3	7	8	3	9	12	2	11	0	1	0	33	
32	WADE, Dean	f	2	5	0	1	6	6	0	4	2	10	3	2	1	1	37	
02	DIARRA, Cartier	g	6	12	2	3	3	1	3	4	2	17	4	3	0	1	37	
05	BROWN, Barry	g	12	17	3	4	11	16	0	2	2	38	2	1	0	6	36	
00	McGUIRE, Mike	0	1	0	1	0	0	0	0	1	1	0	0	0	0	0	3	
01	SALLAH, Mawdo	1	2	0	0	1	2	0	1	1	0	3	0	1	0	4		
11	PATRICK, Brian	1	3	1	3	0	0	0	0	2	3	1	0	0	0	0	14	
21	LOVE III, James	0	0	0	0	0	0	0	0	0	2	0	0	0	0	0	3	
23	WAINRIGHT, Amaad	0	1	0	1	0	2	0	2	3	0	1	0	0	0	0	14	
34	STOCKARD III, Levi	0	0	0	0	0	0	0	0	0	0	0	0	0	0	0	1	
TEAM																		
Totals.....		26	52	6	16	28	37	6	22	28	20	86	14	8	3	8	200	

TOTAL FG%	1st Half: 13-27 48.1%	2nd Half: 13-25 52.0%	Game: 50.0%	DEADBALL
3-Pt. FG%	1st Half: 3-6 50.0%	2nd Half: 3-10 30.0%	Game: 37.5%	REBOUNDS
F Throw %	1st Half: 4-7 57.1%	2nd Half: 24-30 80.0%	Game: 75.7%	5

Officials: Gary Maxwell, Kelly Self, Keith Kimble
Technical fouls: Oklahoma State-None. Kansas State-None.

Score by Periods	1st	2nd	Total
Oklahoma State	34	48	82
Kansas State	33	53	86

Jan. 3, 2018 ► Lloyd Noble Center (Norman, Okla.) ► Att. 11,390	
OKLAHOMA STATE	89
7/7 OKLAHOMA	109

VISITORS: Oklahoma State (10-4, 0-2 Big 12)

#	Player	f	fg	fga	3-pt	f	fg	fga	ft	a	to	blk	s	min			
12	McGriff, Cameron	f	1	7	0	3	4	6	4	8	1	6	1	0	1	2	34
41	Solomon, Mitchell	f	4	8	0	1	1	3	0	3	5	9	4	0	0	1	17
01	Smith, Kendall	g	3	10	0	1	0	2	2	1	6	2	1	0	2	2	24
05	Shine, Tavarus	g	7	11	2	3	0	0	1	1	2	5	16	1	1	2	18
30	Carroll, Jeffrey	g	5	14	2	9	3	6	2	8	10	3	15	5	0	1	37
00	Averette, Brandon	6	12	0	1	2	0	1	1	4	13	3	3	0	0	2	27
04	Dziagwa, Thomas	7	13	5	10	0	0	5	5	2	19	0	0	0	0	21	0
14	N'Guessan, Lucas	0	0	0	0	0	0	0	0	0	0	0	0	0	0	0	3
35	Sima, Yankuba	2	5	0	0	1	3	3	5	8	3	5	0	1	0	0	19
Team																	
Totals.....		35	80	9	28	10	19	14	26	40	24	89	12	11	3	7	200



BOX SCORES

Jan. 20, 2018 ► Gallagher-Iba Arena (Stillwater, Okla.) ► Att. 13,611									
OKLAHOMA									81
OKLAHOMA STATE									83

VISITORS: Oklahoma 14-4, 4-3 Big 12

#	Player	tot-fg		3-pt		rebounds		pf	tp	a	to	blk	s	min
		fg	fga	fga	fta	of	de							
03	Lattin, Khadeem	f	2	3	0	0	0	5	2	7	3	4	0	2 4 2 32
35	Manek, Brady	f	3	10	2	7	0	0	1	2	3	1	8	0 0 0 0 23
00	James, Christian	g	3	11	0	6	2	4	7	11	3	8	1	0 1 3 38
01	Odones, Rashard	g	3	8	0	1	0	6	2	8	1	6	1	1 0 1 26
11	Young, Trae	g	14	39	8	20	12	0	5	5	3	48	7	0 2 43
04	Monesea, Jamuni	g	0	0	0	0	2	4	0	0	0	1	2	0 11
05	Freeman, Matt	g	0	1	0	0	1	0	1	0	0	0	1	0 0 4
13	Shepherd, Jordan	g	0	0	0	0	0	0	0	0	0	1	0	0 4
20	McGusty, Kameron	g	2	4	0	0	1	2	0	2	2	0	5	0 0 1 12
21	Doolittle, Kristian	g	1	6	0	0	1	3	8	11	2	2	1	1 1 32
TEAM														
Totals.....		28	82	10	35	15	25	32	57	14	81	11	14	8 10 225

TOTAL FG% 1st Half: 10-33 30.3% 2nd Half: 16-38 42.1% Game: 34.1% DEADBALL
 3-Pt. FG% 1st Half: 3-16 18.8% 2nd Half: 7-16 43.8% Game: 28.6% REBOUNDS
 F Throw % 1st Half: 7-8 87.5% 2nd Half: 4-5 80.0% Game: 88.2% 1

HOME TEAM: Oklahoma State 13-6, 3-4 Big 12

#	Player	tot-fg		3-pt		rebounds		pf	tp	a	to	blk	s	min
		fg	fga	fga	fta	of	de							
41	Solomon, Mitchell	f	1	5	0	0	0	5	2	7	0	2	5	2 2 3 35
35	Sima, Yankuba	c	3	4	0	0	0	1	4	5	3	6	0	1 3 1 18
00	Averette, Brandon	g	4	8	1	0	2	0	1	4	8	7	3	0 1 24
05	Shine, Tavarus	g	6	14	9	0	0	1	0	1	5	16	4	0 2 3 35
30	Carroll, Jeffrey	g	8	22	2	8	5	8	4	9	13	0	23	1 2 0 41
01	Smith, Kendall	g	7	16	3	7	3	4	0	2	2	0	20	0 0 1 26
04	Dziagwa, Thomas	g	0	2	0	1	0	0	0	0	1	0	1	0 0 2
12	McGriff, Cameron	g	2	4	0	0	0	3	6	4	4	0	0	0 0 12
14	N'Guessan, Lucas	g	0	0	0	0	0	0	0	0	0	0	0	0 2
21	Waters, Lindy	g	2	7	0	4	0	0	3	2	5	2	4	2 2 1 0 28
TEAM														
Totals.....		33	82	9	30	8	14	20	30	50	19	83	12	8 10 225

TOTAL FG% 1st Half: 17-41 41.5% 2nd Half: 13-34 38.2% Game: 40.2% DEADBALL
 3-Pt. FG% 1st Half: 5-19 26.3% 2nd Half: 2-9 22.2% Game: 30.0% REBOUNDS
 F Throw % 1st Half: 3-4 75.0% 2nd Half: 3-7 42.9% Game: 57.1% 3

Officials: Joe DeRosa, Gary Maxwell, Chance Moore
 Technical fouls: Oklahoma-State-None. Oklahoma State-None.

Score by Periods	1st	2nd	OT	Total
Oklahoma	30	43	8	81
Oklahoma State	42	31	10	83

Jan. 30, 2018 ► Gallagher-Iba Arena (Stillwater, Okla.) ► Att. 6,250									
TCU									79
OKLAHOMA STATE									66

VISITORS: TCU 16-6, 4-5 Big 12

#	Player	tot-fg		3-pt		rebounds		pf	tp	a	to	blk	s	min
		fg	fga	fga	fta	of	de							
10	BRODZIANSKI, Vlad	f	4	6	1	2	1	1	5	6	1	0	1	0 23
15	MILLER, JD	f	1	3	0	0	3	4	0	2	2	1	5	1 1 0 15
01	BANE, Desmond	g	4	8	1	1	3	4	0	4	4	3	12	5 4 0 35
25	ROBINSON, Alex	g	5	8	3	3	0	0	2	2	5	13	4	7 2 2 29
34	WILLIAMS, Kenrich	g	6	12	0	2	1	1	2	7	9	1	13	6 4 0 2 38
02	OLDEN, Shawn	g	1	1	1	1	2	0	1	3	4	5	0	3 0 2 18
12	NOI, Kouat	g	5	9	2	3	0	0	0	2	2	12	0	0 1 26
23	HAMDY, Ahmed	g	4	7	0	0	1	2	1	3	4	1	9	0 0 0 16
TEAM														
Totals.....		30	54	8	12	11	15	8	29	37	18	79	16	20 3 8 200

TOTAL FG% 1st Half: 14-28 50.0% 2nd Half: 16-26 61.5% Game: 55.6% DEADBALL
 3-Pt. FG% 1st Half: 5-7 71.4% 2nd Half: 3-5 60.0% Game: 66.7% REBOUNDS
 F Throw % 1st Half: 3-5 60.0% 2nd Half: 8-10 80.0% Game: 73.3% 0

HOME TEAM: Oklahoma State 13-9, 3-6 Big 12

#	Player	tot-fg		3-pt		rebounds		pf	tp	a	to	blk	s	min
		fg	fga	fga	fta	of	de							
35	Sima, Yankuba	f	2	5	0	0	0	1	1	2	2	4	0	3 2 1 12
41	Solomon, Mitchell	f	2	4	0	0	0	3	2	5	3	4	0	4 0 2 16
00	Averette, Brandon	g	0	3	0	0	0	0	1	1	2	0	6	3 0 2 33
21	Waters, Lindy	g	4	8	2	4	0	1	0	3	2	10	1	0 2 32
30	Carroll, Jeffrey	g	5	14	4	6	4	5	1	4	5	2	18	0 3 0 37
01	Smith, Kendall	g	5	9	0	1	3	4	0	1	1	2	13	0 0 0 28
04	Dziagwa, Thomas	g	2	3	2	2	0	0	0	0	1	6	0	0 0 1 8
12	McGriff, Cameron	g	3	10	0	1	5	6	1	5	6	2	1	2 1 4 34
14	N'Guessan, Lucas	g	0	0	0	0	0	0	0	0	0	0	0	0 0 0 0+
TEAM														
Totals.....		23	56	8	14	12	16	6	20	26	16	66	12	6 12 200

TOTAL FG% 1st Half: 11-29 37.9% 2nd Half: 12-27 44.4% Game: 41.1% DEADBALL
 3-Pt. FG% 1st Half: 5-7 71.4% 2nd Half: 3-7 42.9% Game: 57.1% REBOUNDS
 F Throw % 1st Half: 4-5 80.0% 2nd Half: 8-11 72.7% Game: 75.0% 2

Officials: Mike Stuart, Kelly Self, Michael Stephens
 Technical fouls: TCU-None. Oklahoma State-None.

Score by Periods	1st	2nd	Total
TCU	36	43	79
Oklahoma State	31	35	66

Jan. 23, 2018 ► United Supermarkets Arena (Lubbock, Texas.) ► Att. 12,585									
OKLAHOMA STATE									70
TEXAS TECH									75

VISITORS: Oklahoma State 13-7 (3-5 Big 12)

#	Player	tot-fg		3-pt		rebounds		pf	tp	a	to	blk	s	min
		fg	fga	fga	fta	of	de							
35	Sima, Yankuba	f	2	4	0	0	1	5	2	1	3	2	5	2 2 3 1 23
41	Solomon, Mitchell	f	1	2	0	0	0	1	2	3	5	2	1	2 2 1 25
00	Averette, Brandon	g	2	8	1	4	2	2	0	3	3	5	7	3 2 0 0 26
05	Shine, Tavarus	g	2	7	0	2	0	0	0	3	3	5	4	1 1 0 2 22
30	Carroll, Jeffrey	g	5	10	2	4	4	5	0	3	3	16	0	4 0 1 30
01	Smith, Kendall	g	5	11	1	1	0	0	1	2	3	1	11	1 1 0 1 24
04	Dziagwa, Thomas	g	2	3	2	2	0	0	0	0	0	8	0	0 0 0 9
12	McGriff, Cameron	g	2	3	0	0	3	4	2	5	5	7	1	5 0 0 16
14	N'Guessan, Lucas	g	0	0	0	0	0	0	0	1	0	0	0	0 0 1
21	Waters, Lindy	g	4	6	1	3	1	1	1	2	3	10	1	2 1 0 24
TEAM														
Totals.....		25	54	7	17	13	19	11	23	39	20	70	6	6 200

TOTAL FG% 1st Half: 15-32 46.9% 2nd Half: 10-22 45.5% Game: 46.3% DEADBALL
 3-Pt. FG% 1st Half: 5-10 50.0% 2nd Half: 2-7 28.6% Game: 41.2% REBOUNDS
 F Throw % 1st Half: 2-3 66.7% 2nd Half: 11-16 68.8% Game: 68.6% 6

HOME TEAM: Texas Tech 16-4 (5-3 Big 12)

HOME TEAM: Texas Tech (4-0-0) 74-72																
#	Player	tot-fg		3-pt		rebounds		pf	tp	a	to	blk	s	min		
		fg	fga	fga	fta	of	de								tot	
32	Odiase, Norense	c	0	1	0	0	1	2	1	3	3	0	0	2	1	16
02	Smith, Zhaire	g	1	9	0	2	0	3	1	4	1	2	1	2	0	31
05	Gary, Justin	g	1	3	0	1	2	2	2	4	3	4	0	2	0	23
12	Evans, Keenan	g	7	13	4	9	12	1	2	3	4	26	5	1	0	37
23	Culver, Jarrett	g	8	15	4	7	5	8	2	6	8	2	25	1	2	31
00	Hamilton IV, Tommy	g	1	1	1	0	0	0	0	1	3	0	2	0	0	13
01	Francis, Brandon	g	3	2	4	0	0	0	0	0	0	0	0	1	0	21
03	Webster, Josh	g	0	0	0	0	0	0	0	0	0	0	0	0	0	1
10	Stevenson, Niem	1	2	0	0	4	6	1	1	2	1	6	0	1	0	18
21	Onidgo, Malik	0	0	0	0	0	0	0	0	0	0	0	0	0	0	5
25	Moretti, Davide	0	1	1	0	0	0	1	1	2	0	1	1	0	0	4
TEAM							2	2	4			1				



BOX SCORES

Feb. 10, 2018 ► WVU Coliseum (Morgantown, W. Va.) ► Att. 13,057	
OKLAHOMA STATE	88
WEST VIRGINIA	85

VISITORS: Oklahoma State 15-10/5-7

#	Player	tot-fg		3-pt		rebounds		fta	de	tot	pf	tp	a	to	blk	s	min
		fg	fga	fg	fga	fta	fta										
12	McGriff, Cameron	f	3	7	1	1	13	4	5	9	5	20	1	1	1	0	32
41	Solomon, Mitchell	f	3	4	0	0	4	5	3	4	7	4	10	1	1	0	25
01	Smith, Kendall	g	7	12	3	5	3	4	1	3	20	3	4	0	0	0	23
21	Walters, Lindy	g	4	5	2	3	0	0	1	2	4	10	2	2	0	1	28
30	Carroll, Jeffrey	g	4	9	3	7	3	4	0	2	2	1	14	1	1	0	31
00	Averette, Brandon	g	2	4	0	0	2	2	0	0	2	6	0	2	0	1	16
04	Dziagwa, Thomas	g	0	4	0	0	0	1	1	2	0	0	1	0	0	2	10
05	Shine, Tavarus	g	1	6	1	4	4	5	0	4	1	7	1	2	0	1	21
35	Sima, Yankuba	g	0	1	0	0	1	2	2	0	2	3	1	1	0	2	14
Team																	
Totals.....		24	52	10	24	30	36	12	19	31	23	88	11	13	3	6	200

TOTAL FG%	1st Half: 9-24 37.5%	2nd Half: 15-28 53.6%	Game: 46.2%	DEADBALL
3-PT. FG%	1st Half: 3-10 30.0%	2nd Half: 7-14 50.0%	Game: 41.7%	REBOUNDS
F Throw %	1st Half: 15-18 83.3%	2nd Half: 15-18 83.3%	Game: 83.3%	4

HOME TEAM: West Virginia 18-7/7-5

#	Player	tot-fg		3-pt		rebounds		fta	de	tot	pf	tp	a	to	blk	s	min
		fg	fga	fg	fga	fta	fta										
21	Harris, Wesley	f	2	3	0	1	1	2	0	4	2	5	0	1	0	1	19
23	Ahmad, Esa	f	4	7	0	1	8	10	0	2	2	16	4	2	0	1	20
00	Konate, Sagaba	f	3	5	0	0	2	2	3	4	7	4	8	0	1	2	20
02	Carter, Jevon	g	11	18	1	2	10	10	0	4	4	3	33	4	3	0	37
03	Bolden, James	g	3	9	2	6	0	0	1	0	1	2	8	0	1	1	35
04	Miles Jr., Dexter	g	1	2	0	1	2	2	0	2	2	4	5	1	0	0	30
13	Allen, Teddy	g	0	0	0	0	0	0	1	0	1	0	0	0	0	0	5
15	West, Lamont	g	4	8	2	5	0	0	0	0	3	10	0	0	0	0	14
25	Bender, Maciej	g	0	1	0	0	1	2	3	1	4	1	1	0	0	0	5
31	Routt, Logan	g	0	1	0	0	0	2	0	2	0	5	0	3	0	0	15
TEAM																	
Totals.....		28	54	5	16	24	28	10	18	28	24	85	13	12	3	4	200

TOTAL FG%	1st Half: 16-31 51.6%	2nd Half: 12-23 52.2%	Game: 51.9%	DEADBALL
3-PT. FG%	1st Half: 3-10 30.0%	2nd Half: 2-6 33.3%	Game: 31.3%	REBOUNDS
F Throw %	1st Half: 4-6 66.7%	2nd Half: 20-22 90.9%	Game: 85.7%	1

Officials: Kelly Self, Antonio Petty, Marques Pettigrew

Technical fouls: Oklahoma State-None. West Virginia-None.

Score by Periods	1st	2nd	Total
Oklahoma State	36	52	88
West Virginia	39	46	85

Feb. 21, 2018 ► Gallagher-Iba Arena (Stillwater, Okla.) ► Att. 7,092	
KANSAS STATE	82
OKLAHOMA STATE	72

VISITORS: Texas Tech (22-6, 10-5 Big 12)

#	Player	tot-fg		3-pt		rebounds		fta	de	tot	pf	tp	a	to	blk	s	min
		fg	fga	fg	fga	fta	fta										
32	Odiase, Norene	c	0	3	0	0	1	2	2	0	2	1	0	3	0	0	21
02	Smith, Zhairé	g	7	12	2	2	2	4	0	4	18	1	0	1	0	1	35
05	Gray, Justin	g	3	8	0	0	4	3	2	5	10	1	2	0	2	3	31
12	Evans, Keenan	g	1	7	0	5	0	0	2	2	2	2	1	1	0	0	25
23	Culver, Jarrett	g	5	12	2	5	3	6	2	4	1	15	2	1	1	1	34
00	Hamilton IV, Tommy	g	2	4	2	4	0	0	0	1	1	2	6	1	2	0	13
01	Francis, Brandon	g	1	1	0	0	0	0	2	2	5	2	1	1	0	0	10
03	Webster, Josh	g	0	0	0	0	0	0	0	0	0	0	0	0	0	0	4
10	Stevenson, Niem	g	5	10	2	5	2	1	3	4	2	14	4	1	0	0	28
25	Moretti, Davide	g	1	3	1	2	0	0	0	0	2	3	1	1	0	0	9
TEAM																	
Totals.....		25	60	9	23	12	16	15	15	30	22	71	13	13	2	6	200

TOTAL FG%	1st Half: 13-27 48.1%	2nd Half: 12-33 36.4%	Game: 41.7%	DEADBALL
3-PT. FG%	1st Half: 4-11 36.4%	2nd Half: 4-12 41.7%	Game: 39.1%	REBOUNDS
F Throw %	1st Half: 5-7 71.4%	2nd Half: 7-9 77.8%	Game: 75.0%	2

HOME TEAM: Oklahoma State (16-12, 6-9 Big 12)

#	Player	fg	tot-fg	fga	3-pt	fga	fta	rebounds	de	tot	pf	tp	a	to	blk	s	min
12	McGriff, Cameron	f	2	5	1	4	4	4	3	7	4	9	1	2	1	1	34
30	Carroll, Jeffrey	f	5	9	2	5	2	1	5	6	2	14	2	4	0	1	29
41	Solomon, Mitchell	f	0	0	0	3	4	2	0	2	4	3	0	1	0	0	13
01	Smith, Kendall	g	6	13	3	8	10	3	3	2	21	6	1	0	1	1	31
21	Walters, Lindy	g	6	6	4	4	2	3	0	2	1	18	2	0	1	2	31
00	Averette, Brandon	g	0	3	0	0	1	2	0	1	1	1	0	3	0	0	13
04	Dziagwa, Thomas	g	2	3	2	2	0	0	2	2	1	6	0	0	0	0	10
05	Shine, Tavarus	g	1	4	1	4	0	0	2	2	1	3	0	2	2	0	24
14	N'Guessan, Lucas	g	0	0	0	0	0	0	0	0	0	1	2	0	0	0	3
35	Sima, Yankuba	g	2	3	0	0	0	2	1	3	2	4	1	2	0	0	12
Team																	
Totals.....		24	46	11	22	20	25	10	21	31	18	79	13	17	4	5	200

TOTAL FG%	1st Half: 12-21 57.1%	2nd Half: 12-25 48.0%	Game: 52.2%	DEADBALL
3-PT. FG%	1st Half: 4-8 50.0%	2nd Half: 7-14 50.0%	Game: 50.0%	REBOUNDS
F Throw %	1st Half: 6-7 85.7%	2nd Half: 14-18 77.8%	Game: 80.0%	2, 1

Officials: Pat Boeh, Darron George, Bert Smith

Technical fouls: Texas Tech-None. Oklahoma State-None.

Score by Periods	1st	2nd	Total
Texas Tech	35	36	71
Oklahoma State	34	45	79

Feb. 14, 2018 ► Gallagher-Iba Arena (Stillwater, Okla.) ► Att. 7,017	
KANSAS STATE	82
OKLAHOMA STATE	72

VISITORS: Kansas State 18-8, 7-6

#	Player	f	fg	fga	f	fga	f	fta	d	e	tot	pf	tp	a	to	a	blk	s	min
14	MAWIEN, Makol	f	0	0	0	0	0	0	0	0	0	3	0	1	1	0	1	0	4
20	SNEED, Xavier	f	5	8	1	4	2	2	0	6	6	4	13	1	0	0	0	0	33
32	WADE, Dean	f	5	12	2	5	0	0	0	5	5	3	12	4	0	0	0	0	38
02	DIARRA, Cartier	g	3	4	0	1	2	2	0	3	3	2	8	2	1	0	1	0	25
05	BROWN, Barry	g	6	12	1	3	12	14	1	2	3	1	25	1	0	1	0	1	37
03	STOKES, Kamau	g	4	7	3	4	0	1	0	3	3	1	11	3	0	0	0	0	25
21	LOVE III, James	g	0	2	0	0	0	0	0	0	0	0	0	0	0	0	0	2	5
23	WAINRIGHT, Amaad	g	2	2	1	1	0	0	1	0	5	1	1	0	0	0	0	0	10
34	STOCKARD III, Levi	g	3	4	0	0	2	2	0	5	0	8	1	1	0	0	0	0	23
TEAM																			
Totals.....		28	51	8	18	18	21	2	26	28	14	82	15	8	3	5	0	0	200

TOTAL FG%	1st Half: 15-27 55.6%	2nd Half: 13-24 54.2%	Game: 54.9%	DEADBALL
3-PT. FG%	1st Half: 3-8 37.5%	2nd Half: 5-10 50.0%	Game: 44.4%	REBOUNDS
F Throw %	1st Half: 4-4 100%	2nd Half: 14-17 82.4%	Game: 85.7%	1

HOME TEAM: Oklahoma State 15-11, 5-8

#	Player	tot-fg		3-pt		rebounds		fta	de	tot
---	--------	--------	--	------	--	----------	--	-----	----	-----



BOX SCORES

March 4, 2018 ► Gallagher-Iba Arena (Stillwater, Oklah.) ► Att. 12,482	
KANSAS	64
OKLAHOMA STATE	82

VISITORS: Kansas 24-7, 13-5

#	Player	tot-fg		3-pt		rebounds		fta	of	de	tot	pf	tp	a	to	blk	s	min
		fg	fga	fg	fga	ft	fta											
35	Azubike, Udoka	c	4	6	0	0	0	2	2	5	7	4	8	1	4	0	0	20
02	Vick, Lagerald	g	3	9	1	5	1	1	1	4	5	2	8	1	2	1	1	38
04	Graham, Devonte'	g	4	14	3	7	4	4	0	1	1	0	15	8	3	0	2	39
10	Mykhailiuk, Svi	g	2	7	1	2	0	0	3	2	5	4	5	0	4	0	2	39
14	Newman, Malik	g	3	7	1	3	0	0	0	3	3	3	7	0	3	0	0	23
00	Garrett, Marcus	g	3	7	1	2	0	0	2	3	5	1	7	0	1	0	0	28
03	Cunliffe, Sam	g	1	1	0	0	0	0	1	1	0	1	0	2	0	0	0	3
22	De Sousa, Silvio	g	3	5	0	0	1	2	2	1	3	4	7	1	0	0	0	13
44	Lightfoot, Mitch	g	2	4	0	1	1	2	2	1	3	1	5	0	0	0	0	7
TEAM																		
Totals.....																		

TOTAL FG% 1st Half: 12-29 41.4% 2nd Half: 13-31 41.9% Game: 41.7% DEADBALL
 3-Pt. FG% 1st Half: 3-7 42.9% 2nd Half: 4-13 30.8% Game: 35.0% REBOUNDS
 F Throw % 1st Half: 3-4 75.0% 2nd Half: 4-7 57.1% Game: 63.6% 2

HOME TEAM: Oklahoma State 18-13, 8-10

HOME TEAM: Oklahoma State 16-13, 6-10																		
#	Player	totfg				3-pt				rebounds								
		f	g	a	fg	f	a	fg	f	a	ft	a	tp	f	a	to	blk	min
12	McGriff, Cameron	f	1	2	1	1	2	1	1	2	1	3	4	0	1	3	0	25
30	Carroll, Jeffrey	f	4	9	2	7	0	0	3	3	2	10	2	1	0	1	0	31
41	Solomon, Mitchell	f	5	7	1	1	5	5	2	5	7	3	16	0	1	2	2	23
01	Smith, Kendall	g	9	15	4	6	3	4	0	3	3	0	25	3	3	0	4	29
05	Shine, Tavarus	g	2	8	0	4	7	8	2	2	4	0	11	3	1	1	2	31
00	Averette, Brandon	g	1	5	0	1	0	0	0	0	0	1	2	1	1	0	1	14
04	Dziagwa, Thomas	g	1	2	1	2	0	0	0	2	2	0	3	0	0	1	0	5
14	N'Guessan, Lucas	g	0	0	0	0	0	0	0	0	0	0	0	0	0	0	0	1
21	Waters, Lindy	g	1	3	1	2	2	2	2	2	5	0	0	0	0	0	0	25
33	Reeves, Trey	g	0	0	0	0	0	0	0	0	1	0	0	0	0	0	0	1
35	Sima, Yankuba	g	3	3	0	0	0	2	1	2	2	6	1	1	1	1	1	15
TEAM																		
Totals.....																		

TOTAL FG% 1st Half: 17-30 56.7% 2nd Half: 10-24 41.7% Game: 50.0% DEADBALL
 3-Pt. FG% 1st Half: 5-12 41.7% 2nd Half: 5-12 41.7% Game: 41.7% REBOUNDS
 F Throw % 1st Half: 7-9 77.8% 2nd Half: 11-14 78.6% Game: 78.3% 2

Officials: Doug Simons, Keith Kimble, Darron George
 Technical fouls: Kansas-TEAM. Oklahoma State-None

Score by Periods	1st	2nd	Total
Kansas	30	34	64
Oklahoma State	46	36	82

March 7, 2018 ► Sprint Center (Kansas, City, Mo.) ► Att.	
OKLAHOMA	60
OKLAHOMA STATE	71

VISITORS: Oklahoma 18-13, 8-10 (9)

#	Player	fg	fga	3-pt	fga	fta	of	rebound	pf	tp	a	to	blk	s	min		
21	Doolittle, Kristian	f	1	3	0	0	1	2	0	2	2	2	3	0	0	23	
04	Moneace, Jamuni	c	3	6	0	0	0	3	4	7	3	6	1	4	1	28	
00	James, Christian	g	0	4	0	3	0	0	3	3	2	0	3	2	0	30	
11	Young, Trae	g	7	21	5	13	3	0	3	3	3	22	5	4	0	38	
20	McGusty, Kameron	g	2	9	1	5	1	1	1	2	4	6	0	2	0	1	25
01	Odomes, Rashard	g	5	7	0	0	2	6	0	2	2	0	12	0	0	0	25
03	Lattin, Khadeem	g	1	1	0	0	0	0	1	3	4	1	2	0	0	0	12
13	Shepherd, Jordan	g	0	1	0	0	0	0	0	0	1	0	0	0	0	0	2
35	Manek, Brady	g	3	6	3	6	0	0	0	3	3	0	9	0	0	1	17
TEAM																1	1
Totals.....		22	58	9	27	7	12	5	22	16	60	10	12	4	8	201	

TOTAL FG% 1st Half: 10-28 35.7% 2nd Half: 12-30 40.0% Game: 37.9% DEADBALL
 3-Pt. FG% 1st Half: 5-15 33.3% 2nd Half: 4-12 33.3% Game: 33.3% REBOUNDS
 F Throw % 1st Half: 3-8 37.5% 2nd Half: 4-4 100% Game: 58.3% 1

HOME TEAM: Oklahoma State 19-13, 8-10 (8)

HOME TEAM: Oklahoma State 1913, 0-10 (6)																																																									
#	Player	tot-fg				rebounds				fta	of	de	tot	pf	tp	a	to	blk	s	min																																					
		fg	fga	fg	fga	ft	fta	tr	tr																																																
12	McGriff, Cameron	f	6	13	4	5	2	2	6	3	9	1	18	0	1	0	0	0	33																																						
41	Solomon, Mitchell	f	2	6	0	1	2	2	3	6	9	3	6	2	2	1	1	0	22																																						
01	Smith, Kendall	g	5	12	1	5	0	0	1	5	6	5	11	3	3	0	0	0	26																																						
21	Waters, Lindy	g	2	5	1	4	0	0	1	4	5	2	5	2	2	0	2	23																																							
30	Carroll, Jeffrey	g	5	11	3	7	0	0	2	11	13	0	13	3	5	1	0	34																																							
00	Averette, Brandon	g	1	6	0	0	4	5	1	1	2	1	6	1	3	0	1	12																																							
04	Dziagwa, Thomas	g	1	2	1	2	0	0	0	1	1	0	3	0	0	0	0	6																																							
05	Shine, Tavarus	g	2	6	1	2	2	0	0	0	0	7	1	0	1	0	28																																								
14	N'Guessan, Lucas	g	0	0	0	0	0	0	0	0	0	0	0	0	0	0	0	+																																							
35	Sima, Yankuba	g	1	3	0	0	0	0	0	2	2	2	2	0	0	0	1	16																																							
Team																																																									
Totals.....																																																									
		25				64				11				26				10				18				35				53				14				71				1217				3				5				200			

TOTAL FG% 1st Half: 15-39 38.5% 2nd Half: 10-25 40.0% Game: 39.1% DEADBALL
 3-Pt. FG% 1st Half: 7-17 41.2% 2nd Half: 4-9 44.4% Game: 42.3% REBOUNDS
 F Throw % 1st Half: 2-2 100% 2nd Half: 8-9 88.9% Game: 90.9% 0

Officials: John Higgins, Doug Simons, Tom Eades, (Alt) M. Pettigrew
 Technical fouls: Oklahoma-None. Oklahoma State-None.

Score by Periods	1st	2nd	Total
Oklahoma	28	32	60
Oklahoma State	39	32	71

March 8, 2018 ► Sprint Center (Kansas, City, Mo.) ► Att. 17,903	
OKLAHOMA STATE	68
KANSAS	82

VISITORS: Oklahoma State 19-14, 8-10 (8)

#	Player	f	fg	fga	t	fta	of	de	tot	pf	tp	a	to	blk	s	mi		
12	McGriff, Cameron	f	4	10	0	2	0	0	5	3	8	1	8	1	0	0	28	
41	Solomon, Mitchell	f	5	11	0	0	0	0	4	1	5	2	10	2	4	0	23	
01	Smith, Kendall	g	5	15	2	7	2	4	0	2	2	14	0	3	0	1	32	
21	Waters, Lindy	g	1	2	0	1	2	2	2	3	5	4	4	1	2	0	23	
30	Carroll, Jeffrey	g	6	14	3	7	2	4	3	4	7	1	17	1	1	0	36	
00	Averette, Brandon	g	1	2	0	1	0	0	0	1	1	0	2	3	0	0	9	
04	Dziagwa, Thomas	g	0	1	0	0	0	0	0	0	0	0	1	0	0	0	3	
05	Shine, Tavarus	g	1	6	0	4	0	0	2	1	3	4	2	1	3	0	1	32
35	Sima, Yankuba	g	4	5	0	3	3	1	1	2	2	11	1	0	1	1	14	
Team		1 2 3																
Totals.....		27	66	5	22	9	13	18	18	36	16	68	11	13	1	4	20	




BROADCAST SPOT CHART




**0 BRANDON
AVERETTE**

5-11 • 185 • Fr • G
Richardson, Texas



**1 KENDALL
SMITH**

6-3 • 190 • Gr • G
Antioch, Calif.




**4 THOMAS
DZIAGWA**

6-4 • 180 • So • G
Temple Terrace, Fla.



**5 TAVARIUS
SHINE**

6-6 • 200 • R-Jr • G/SF
Irving, Texas



**12 CAMERON
MCGRIFF**

6-7 • 220 • So • F
Grand Prairie, Texas



**14 LUCAS
N'GUESSAN**

7-0 • 220 • So • F/C
De Lier, The Netherlands



**21 LINDY
WATERS III**

6-6 • 205 • So • G
Norman, Okla.



**23 MICHAEL
WEATHERS**

6-2 • 170 • So • G
Roeland Park, Kan.



**30 JEFFREY
CARROLL**

6-6 • 220 • R-Sr • G/SF
Rowlett, Texas



**33 TREY
REEVES**

6-4 • 215 • So • F
Gans, Okla.



**35 YANKUBA
SIMA**

6-11 • 225 • Jr • F/C
Girona, Spain



**41 MITCHELL
SOLOMON**

6-9 • 250 • Sr • Forward
Bixby, Okla.



**MIKE
BOYNTON**

Head Coach



**JOHN
COOPER**

Assistant Coach/



**DAVID
KONTAXIS**

Assistant Coach



**SCOTT
SUTTON**

Assistant Coach