



# OKLAHOMA STATE COWBOYS

COMMUNICATIONS CONTACTS: GAVIN LANG (GAVIN.LANG@OKSTATE.EDU) AND SEAN MAGUIRE (SEAN.MAGUIRE@OKSTATE.EDU)

## AT BAYLOR

11 a.m. | Nov. 3, 2018 | McLane Stadium (45,140)

**TV:** FS1 (Aaron Goldsmith and Evan Moore)

In Stillwater: Suddenlink (37/237); DirecTV (219); Dish (150)

In Oklahoma City: Cox (67); DirecTV (219); Dish (150)

In Tulsa: DirecTV (219); Dish (150)

**Radio:** Cowboy Radio Network

(Dave Hunziker, John Holcomb & Robert Allen)

**Satellite Radio:** Sirius 105, XM 384, Internet 988

**Internet Radio:** <http://okla.st/osutunein>

**Live Stats:** [okstate.com](http://okstate.com)

## OKLAHOMA STATE SCHEDULE

Date	Opponent	Time/Result	TV
8/30	Missouri State	W, 58-17	FS1
9/8	South Alabama	W, 55-13	FSN
9/15	No. 17/17 Boise State	W, 44-21	ESPN
9/22	Texas Tech	L, 17-41	FS1
9/29	at Kansas	W, 48-28	FSN
10/6	Iowa State	L, 42-48	ESPN2
10/13	at Kansas State	L, 12-31	ESPNU
10/27	No. 6/7 Texas	W, 38-35	ABC
11/3	at Baylor	11 a.m.	FS1
11/10	at Oklahoma	TBA	TBA
11/17	West Virginia	TBA	TBA
11/24	at TCU	TBA	TBA

## BAYLOR SCHEDULE

Date	Opponent	Time/Result
9/1	Abilene Christian	W, 55-27
9/8	at UTSA	W, 37-20
9/15	Duke	L, 27-40
9/22	Kansas	W, 26-7
9/29	at No. 6/5 Oklahoma	L, 33-66
10/6	Kansas State	W, 37-34
10/13	at No. 9/14 Texas	L, 17-23
10/25	at No. 13/12 West Virginia	L, 14-58
11/3	Oklahoma State	11 a.m.
11/10	at Iowa State	TBA
11/17	TCU	TBA
11/24	Texas Tech (Arlington, TX)	TBA

## SERIES CAPSULE

Series History	OSU leads, 20-16
In Waco	Baylor leads, 9-6
In Stillwater	OSU leads, 13-5
At Neutral	Baylor leads, 2-1
First Meeting (1914)	OSU 60, Baylor 0
Last Meeting (2017)	OSU 59, Baylor 16
Last OSU Win (2017)	OSU 59, Baylor 16
Last Baylor Win (2016)	Baylor 35, OSU 24
Gundy vs. Baylor	8-5
Rhule vs. OSU	0-1

## GAME CAPSULE



Oklahoma State  
**COWBOYS**  
5-3; 2-3 Big 12

**Coach Mike Gundy**  
Oklahoma State, 1990  
Career: 119-56/14th year  
At Oklahoma State: Same



Baylor  
**BEARS**  
4-4; 2-3 Big 12

**Coach Matt Rhule**  
Penn State, 1997  
Career: 33-38/6th year  
At Baylor: 5-15/2nd year

## TEAM STATISTICAL COMPARISON

Category	FBS Rk	Value	FBS Rk	Value
Total Offense	11	494.1	32	451.5
Rushing Offense	39	198.6	85	151.8
Passing Offense	19	295.5	17	299.8
Team Passing Efficiency	22	153.02	69	133.86
Scoring Offense	18	39.3	57	30.8
Total Defense	73	395.6	95	427.9
Rushing Defense	41	139.6	97	187.6
Passing Yards Allowed	98	256	83	240.3
Team Passing Efficiency Defense	88	139.7	105	146.24
Scoring Defense	85	29.3	106	34.4
Turnover Margin	92	-0.38	106	-0.75
3rd Down Conversion Pct	46	0.42	19	0.467
4th Down Conversion Pct	13	0.706	108	0.4
3rd Down Conversion Pct Defense	63	0.387	81	0.406
4th Down Conversion Pct Defense	86	0.6	26	0.375
Red Zone Offense	73	0.833	23	0.9
Red Zone Defense	28	0.778	76	0.85
Net Punting	18	40.73	18	40.74
Punt Returns	82	7.59	106	5.69
Kickoff Returns	79	19.8	83	19.67
First Downs Offense	28	191	16	202
First Downs Defense	83	172	54	158
Fewest Penalties Per Game	89	7	100	7.38
Fewest Penalty Yards Per Game	107	70.75	102	70
Time of Possession	111	27:28	13	33:04

## BIG 12 STANDINGS

Team	Big 12	All
Texas	4-1	6-2
Oklahoma	4-1	7-1
West Virginia	4-1	6-1
Iowa State	3-2	4-3
Texas Tech	3-2	5-3
Oklahoma State	2-3	5-3
Baylor	2-3	4-4
Kansas	1-4	3-5
Kansas State	1-4	3-5
TCU	1-4	3-5



## SERIES HISTORY VS. BAYLOR

1914	W	60-0	H
1915	L	6-12	A
1916	L	7-10	H
1917	L	0-17	A
1920	L	0-7	H
1922	L	0-10	H
1936	L	0-13	H
1938	L	6-20	N
1939	L	0-13	H
1942	L	12-18	N
1972	W	20-7	H
1974	L	14-31	A
1983	W	24-14	N
1994	L	10-14	A
1996	W	37-17	H
1997	W	24-14	A
1998	W	24-10	H
1999	W	34-14	A
2000	W	50-22	H
2001	W	38-22	A
2002	W	63-28	H
2003	W	38-21	A
2004	W	49-21	H
2005	L	34-44	A
2006	W	66-24	H
2007	W	45-14	A
2008	W	34-6	H
2009	W	34-7	A
2010	W	55-28	H
2011	W	59-24	H
2012	L	34-41	A
2013	W	49-17	H
2014	L	28-49	A
2015	L	35-45	H
2016	L	24-35	A
2017	W	59-16	H



# OKLAHOMA STATE HEAD COACH MIKE GUNDY



## MIKE GUNDY

Head Coach | 14th Year | Oklahoma State, 1990

### CAREER TRACK

Year	School	Position
1990	Oklahoma State	Receivers
1991-93	Oklahoma State	Quarterbacks
1994-95	Oklahoma State	Offensive Coordinator
1996	Baylor	Quarterbacks/Passing Game Coordinator
1997-2000	Maryland	Quarterbacks/Pass Game Coordinator/Receivers
2001-04	Oklahoma State	Assistant Head Coach/Offensive Coordinator
2005-present	Oklahoma State	Head Coach

### OKLAHOMA STATE UNDER MIKE GUNDY

► OSU is one of only seven schools with 10 or more wins in each of the past three seasons. The others are Alabama, Clemson, Ohio State, Oklahoma, Wisconsin and San Diego State.

► OSU is one of only five schools to appear in every set of College Football Playoff rankings since 2015, joining Alabama, Clemson, Ohio State and Oklahoma.

► Since 2010, Oklahoma State has six seasons with at least 10 wins, an outright Big 12 title (2011) and a share of the Big 12 South title (2010). The Cowboys reached the top 10 of the Associated Press poll in 2008, 2009, 2010, 2011, 2013, 2015, 2016 and 2017.

► Gundy has coached the Cowboys to four New Year's Six bowl games since 2010. The Pokes appeared in the 2010 Cotton Bowl, the 2012 Fiesta Bowl, the 2014 Cotton Bowl and the 2016 Sugar Bowl.

► OSU has also excelled in the classroom during Mike Gundy's tenure as head coach. The Cowboys led the Big 12 and set a program record with 20 first-team Academic All-Big 12 selections in 2017. The three highest totals for first-team Academic All-Big 12 selections in Oklahoma State football history have come in the last three seasons, as OSU had 13 players honored in 2015, 12 in 2016 and 20 in 2017. OSU's 25 overall Academic All-Big 12 selections in 2017 broke the existing program record of 22, set in 2015. Cowboy football posted a perfect score of 1,000 on the NCAA Academic Progress Rate (APR) in 2018.

### MOST WINS SINCE 2010

School	Wins
1. Alabama	106
2. Ohio State	98
3. Clemson	97
4. Oklahoma	92
5. Boise State	91
6. Stanford	90
7. Wisconsin	89
8. Florida State	88
9. Oregon	85
LSU	85
11. Georgia	84
12. <b>Oklahoma State</b>	<b>83</b>
Michigan State	83
Northern Illinois	83
15. TCU	78

### HIGHEST-SCORING TEAMS THIS DECADE

1. 43.3 Oregon	4888 points in 113 games
2. <b>40.9 Oklahoma State</b>	<b>4584 points in 112 games</b>
3. 40.5 Baylor	4493 points in 111 games
4. 40.3 Oklahoma	4591 points in 114 games
5. 38.9 Ohio State	4473 points in 115 games
6. 38.1 Alabama	4532 points in 119 games
7. 37.9 Boise State	4321 points in 114 games
8. 36.8 Texas Tech	4082 points in 111 games
9. 35.7 Texas A&M	4003 points in 112 games
10. 35.5 TCU	3977 points in 112 games

### GUNDY YEAR-BY-YEAR HEAD COACHING RECORD

Year	Overall	Home	Away	Neutral	League Record	Finish
2005	4-7	3-3	1-4	0-0	1-7	6th South
2006	7-6	4-2	1-4	2-0	3-5	5th South
2007	7-6	4-2	2-4	1-0	4-4	3rd South
2008	9-4	6-1	2-2	1-1	5-3	4th South
2009	9-4	6-2	3-1	0-1	6-2	2nd South
2010	11-2	5-2	5-0	1-0	6-2	T1st South
2011	12-1	6-0	5-1	1-0	8-1	1st
2012	8-5	6-1	1-4	1-0	5-4	T3rd
2013	10-3	5-1	4-1	1-1	7-2	T2nd
2014	7-6	4-2	2-3	1-1	4-5	7th
2015	10-3	5-2	5-0	0-1	7-2	2nd
2016	10-3	6-1	3-2	1-0	7-2	T2nd
2017	10-3	3-3	6-0	1-0	6-3	3rd
2018	5-3	4-2	1-1	0-0	2-3	-
<b>Career</b>	<b>119-56</b>	<b>67-24</b>	<b>41-27</b>	<b>11-5</b>	<b>71-45</b>	<b>-</b>

### NOTING GUNDY

- 2011 winner of the Paul "Bear" Bryant College Coach of the Year Award and the Eddie Robinson National Coach of the Year Award.
- Finalist for the Eddie Robinson National Coach of the Year Award and the Liberty Mutual National Coach of the Year Award in both 2010 and 2011.
- 2010 Big 12 Coach of the Year.
- 2015 AFCA Region 4 Coach of the Year.

### The 10 years Before Gundy

Gundy Era (2005-pres.)	Before Gundy (1995-2004)
------------------------	--------------------------

Top-25 National Finishes	7	1
Top-20 National Finishes	7	0
Top-15 National Finishes	4	0
Top-10 National Finishes	1	0
Top-5 National Finishes	1	0

Seasons with at least 10 wins	6	0
Seasons with at least nine wins	8	1
Seasons with at least eight wins	9	3

Conference Record	71-45	32-49
Top-3 Finishes in Conf. Standings	9	0

All-Americans	21	4
Conference Player of the Year	6	0
First-Round NFL Draft Picks	6	3

Bowl Appearances	12	4
Bowl Victories	8	1

### MOST WINS AT CURRENT SCHOOL

(Active coaches only)

1. 213 Bill Snyder, Kansas State	27th year
2. 163 Gary Patterson, TCU	19th year
3. 149 Kirk Ferentz, Iowa	20th year
4. 140 Nick Saban, Alabama	12th year
5. <b>119 Mike Gundy, Oklahoma State</b>	<b>14th year</b>
6. 117 Kyle Whittingham, Utah	14th year
7. 109 Dabo Swinney, Clemson	11th year
8. 105 Mark Dantonio, Michigan State	11th year
9. 102 Frank Solich, Ohio	14th year

### HEAD COACHES AT THEIR ALMA MATER

John Bonamego	Central Michigan
Troy Calhoun	Air Force
Paul Chryst	Wisconsin
Pat Fitzgerald	Northwestern
Scott Frost	Nebraska
<b>Mike Gundy</b>	<b>Oklahoma State</b>
Jim Harbaugh	Michigan
Bryan Harsin	Boise State
Kliff Kingsbury	Texas Tech
Tim Lester	Western Michigan
Matt Luke	Ole Miss
Mike Neu	Ball State
Barry Odom	Missouri
Mark Richt	Miami
Nick Rolovich	Hawaii
Scott Satterfield	Appalachian State
David Shaw	Stanford
Kalani Sitake	BYU
Kirby Smart	Georgia
Jonathan Smith	Oregon State
Jeff Tedford	Fresno State
Matt Wells	Utah State



# OKLAHOMA STATE DEPTH CHART

## OFFENSE

- LT** 73 Teven Jenkins (6-6; 310; RSo.; Topeka, KS)  
76 Dylan Galloway (6-5; 297; RSo.; Dallas, TX)  
**-or-** 74 Larry Joubert (6-4; 285; R Jr.; Oklahoma City, OK)  
**LG** 75 Marcus Keyes (6-3; 309; R Jr.; Port Allen, LA)  
68 Deionte Noel (6-2; 318; R Sr.; Cibola, TX)  
**C** 72 Johnny Wilson (6-3; 304; R Jr.; Midland, TX)  
50 Ry Schneider (6-3; 320; R So.; Minco, OK)  
60 Tyrese Williams (6-3; 285; Fr.; Houston, TX)  
**RG** 56 Larry Williams (6-4; 330; R Sr.; Wilmington, NC)  
50 Ry Schneider (6-3; 320; R So.; Minco, OK)  
**RT** 67 Shane Richards (6-8; 336; R Sr.; Calgary, Alberta)  
57 Walker Reed (6-6; 341; R So.; Norman, OK)  
78 Bryce Bray (6-5; 310; Fr.; Bixby, OK)  
**WR** 2 Tylan Wallace (6-0; 185; So.; Fort Worth, TX)  
8 Braydon Johnson (6-1; 185; R Fr.; Arlington, TX)  
**WR** 13 Tyron Johnson (6-1; 193; R Jr.; New Orleans, LA)  
81 LC Greenwood (6-3; 212; R Fr.; Garland, TX)  
**WR** 17 Dillon Stoner (6-0; 198; R So.; Tulsa, OK) **-or-**  
88 Landon Wolf (5-11; 174; R So.; Tulsa, OK)  
**CW** 41 Britton Abbott (6-2; 245; R Sr.; Liberal, KS)  
42 Sione Finefeuiaki (6-0; 252; Sr.; Santa Clara, CA)  
**CW** 89 Jelani Woods (6-7; 251; R Fr.; Ellenwood, GA)  
**-or-** 87 Logan Carter (6-4; 245; R So.; Henrietta, TX)  
**RB** 5 Justice Hill (5-10; 190; Jr.; Tulsa, OK)  
30 Chuba Hubbard (6-1; 207; R Fr.; Sherwood Park, Alberta)  
**-or-** 27 J.D. King (5-11; 211; So.; Fitzgerald, GA)  
7 LD Brown (5-9; 191; R So.; Dallas, TX)  
**QB** 14 Taylor Cornelius (6-6; 232; R Sr.; Bushland, TX)  
6 Dru Brown (5-11; 200; Sr.; San Mateo, CA)  
**-or-** 3 Spencer Sanders (6-2; 195; Fr.; Denton, TX)  
11 Keondre Wudtee (6-4; 216; R So.; Bossier City, LA)

## DEFENSE

- DE** 93 Jarrell Owens (6-3; 265; R Sr.; Palestine, TX)  
**-or-** 82 Cole Walterscheid (6-5; 260; R Sr.; Muenster, TX)  
**DT** 56 Enoch Smith, Jr. (6-2; 295; R Sr.; Chicago, IL)  
92 Cameron Murray (6-2; 290; R So.; Bryant, AR)  
**DT** 99 Trey Carter (6-3; 299; R Sr.; Dallas, TX)  
98 Brendon Evers (6-2; 290; R Fr.; Bixby, OK)  
**DE** 94 Jordan Brailford (6-3; 250; R Jr.; Tulsa, OK)  
40 Brock Martin (6-4; 242; R Fr.; Oologah, OK)  
**-or-** 91 Mike Scott (6-5; 240; R Jr.; Irving, TX)  
**LB** 1 Calvin Bundage (6-2; 215; Jr.; Edmond, OK)  
16 Devin Harper (6-1; 231; R So.; Knoxville, TN)  
33 Kevin Henry (6-0; 239; R Jr.; Baton Rouge, LA)  
**LB** 19 Justin Phillips (6-0; 230; R Sr.; Pearland, TX)  
11 Amen Ogbongbemiga (6-0; 225; R So.; Calgary, Alberta)  
**CB** 4 A.J. Green (6-1; 182; Jr.; DeSoto, TX)  
5 Kemah Siverand (6-1; 200; R Jr.; Cypress, TX)  
**S** 3 Kenneth Edison-McGruder (6-0; 220; Sr.; Houston, TX)  
31 Kolby Peel (6-0, 210, Fr., College Station, TX)  
**S** 20 Malcolm Rodriguez (6-0; 205; So.; Wagoner, OK)  
**-or-** 31 Kolby Peel (6-0, 210, Fr., College Station, TX)  
23 Tre Sterling (6-1; 202; R Fr.; Sunnyvale, TX)  
**S** 24 Jarrick Bernard (6-2; 195; Fr.; Shreveport, LA)  
28 Thabo Mwaniki (5-11; 185; So.; Denton, TX)  
**CB** 8 Rodarius Williams (6-0; 187; R So.; Shreveport, LA)  
2 Tanner McCalister (5-11; 180; Fr.; Heath, TX)

## SPECIALISTS

- P** 29 Zach Sinor (5-10; 223; R Sr.; Castroville, TX)  
59 Matt Hockett (6-2; 227; R Sr.; Norman, OK)  
**PK** 49 Matt Ammendola (5-9; 195; R Jr.; Lansdale, PA)  
59 Matt Hockett (6-2; 227; R Sr.; Norman, OK)  
**KO** 39 Jake McClure (6-3; 200; R Fr.; Chattanooga, TN)  
59 Matt Hockett (6-2; 227; R Sr.; Norman, OK)  
**LS** 63 Sam Walkingstick (5-11; 200; R Jr.; Sallisaw, OK)  
53 Matt Hembrough (6-3; 192; R Fr.; Lisle, IL)  
**H** 59 Matt Hockett (6-2; 227; R Sr.; Norman, OK)  
39 Jake McClure (6-3; 200; R Fr.; Chattanooga, TN)  
**KR** 30 Chuba Hubbard (6-1; 207; R Fr.; Sherwood Park, Alberta)  
27 J.D. King (5-11; 211; So.; Fitzgerald, GA)  
**PR** 17 Dillon Stoner (6-0; 198; R So.; Tulsa, OK)  
2 Tylan Wallace (6-0; 185; So.; Fort Worth, TX)

## PRONUNCIATIONS

- |                        |                          |
|------------------------|--------------------------|
| 14 Bryce Balous        | rhymes with "malice"     |
| 6 JayVeon Cardwell     | jay-vee-AWN              |
| 42 Sione Finefeuiaki   | see-OH-nay               |
|                        | FEE-nay-FAY-you-E-AH-kee |
| 97 Amadou Fofana       | AH-muh-doo foe-FAH-nuh   |
| 18 Za'Carrius Green    | zuh-CARE-ee-us           |
| 30 Chuba Hubbard       | CHOO-buh                 |
| 73 Teven Jenkins       | TEV-in                   |
| 8 Braydon Johnson      | BRAY-din                 |
| 13 Tyron Johnson       | TIE-ruhn                 |
| 74 Larry Joubert       | joe-BARE                 |
| 79 Matt Kegel          | KAY-gull                 |
| 28 Thabo Mwaniki       | TAW-bo MWAH-nee-kee      |
| 11 Amen Ogbongbemiga   | AY-men                   |
|                        | awg-BONG-beh-MEE-guh     |
| 93 Jarrell Owens       | juh-RELL                 |
| 29 Zach Sinor          | SIGH-ner                 |
| 5 Kemah Siverand       | KEY-muh SIV-er-and       |
| 56 Enoch Smith, Jr.    | ee-NOCK                  |
| 95 Samuela Tuihalamaka | sam-WELL-uh              |
|                        | TOO-ee-HAH-luh-MAH-kah   |
| 4 Tracin Wallace       | TRAY-sin                 |
| 82 Cole Walterscheid   | walter-SHIED             |
|                        | (not walter-SHEED)       |
| 12 Kanion Williams     | kuh-NYE-un               |
| 8 Rodarius Williams    | roh-DARE-ee-us           |
| 89 Jelani Woods        | juh-LAW-nee              |
| 11 Keondre Wudtee      | kee-AWN-dray WOOD-tee    |

## ASSISTANT COACHES AND GAMEDAY LOCATIONS



**JOE BOB CLEMENTS**  
Defensive Line  
Sixth Year at Oklahoma State  
Gameday Location: Field



**TIM DUFFIE**  
Cornerbacks  
Sixth Year at Oklahoma State  
Gameday Location: Field



**KASEY DUNN**  
Receivers  
Eighth Year at Oklahoma State  
Gameday Location: Field



**DAN HAMMERSCHMIDT**  
Safeties  
Fourth Year at Oklahoma State  
Gameday Location: Booth



**JOSH HENSON**  
Offensive Line  
Eighth Year at Oklahoma State  
Gameday Location: Field



**JIM KNOWLES**  
Defensive Coordinator/LBs  
First Year at Oklahoma State  
Gameday Location: Field



**JASON MCENDOO**  
Cowboy Backs  
Fourth Year at Oklahoma State  
Gameday Location: Booth



**GREG RICHMOND**  
Defensive Line  
Third Year at Oklahoma State  
Gameday Location: Booth



**JOHN WOZNIAK**  
Running Backs  
Second Year at Oklahoma State  
Gameday Location: Field



**MIKE YURCICH**  
Offensive Coordinator/QBs  
Sixth Year at Oklahoma State  
Gameday Location: Booth



## PLAYER TIDBITS - OFFENSE

Left Tackle		Left Guard		Center		Right Guard		Right Tackle	
<b>73</b>	<b>Teven Jenkins</b> 6-6; 310; RSo; Topeka, KS	<b>75</b>	<b>Marcus Keyes</b> 6-3; 309; R/Jr; Port Allen, LA	<b>72</b>	<b>Johnny Wilson</b> 6-3; 304; R/Jr; Midland, TX	<b>56</b>	<b>Larry Williams</b> 6-4; 330; R/Sr; Wilmington, NC	<b>67</b>	<b>Shane Richards</b> 6-8; 336; R/Sr; Calgary, Alberta, Can.
<ul style="list-style-type: none"> <li>▶ 11 career starts, including each of the past 8 games.</li> <li>▶ Has moved between left tackle and right tackle this season.</li> <li>▶ The most prototypical NFL body on OSU's offensive line.</li> <li>▶ Has split time between playing guard and tackle in his career.</li> <li>▶ Also played basketball and baseball in high school.</li> <li>▶ Took a redshirt during the 2016 season.</li> </ul>		<ul style="list-style-type: none"> <li>▶ His 32 career starts are the most on the Cowboy roster. Started each of the past 6 games, all 13 games in 2016 and all 13 games in 2017.</li> <li>▶ One of the most consistent contributors on the OSU offensive line during his career.</li> <li>▶ Father, who is also named Marcus Keyes, was a defensive lineman for the Chicago Bears in 1996-97.</li> </ul>		<ul style="list-style-type: none"> <li>▶ Has started 18 straight games, playing mostly center, but also at right guard.</li> <li>▶ Served as OSU's second-team center as a redshirt freshman in 2016, playing in three games.</li> <li>▶ Redshirted in 2015.</li> <li>▶ Competed in track and field in high school as a talented shot put and discus thrower.</li> <li>▶ Father played college football and mother played college basketball.</li> </ul>		<ul style="list-style-type: none"> <li>▶ Granted a sixth year of eligibility after suffering injuries each of the past two seasons.</li> <li>▶ Has started 16 games at OSU, including eight straight.</li> <li>▶ Comes from the same high school that produced Michael Jordan.</li> <li>▶ Started his collegiate career at East Carolina.</li> <li>▶ Also a standout wrestler in high school.</li> </ul>		<ul style="list-style-type: none"> <li>▶ Has great size and can play multiple positions on the line.</li> <li>▶ 5 career starts-all this season-including the past 3 games.</li> <li>▶ Started the first two games of the season at right guard. Started at right tackle against Iowa State.</li> <li>▶ Took a redshirt as a true senior in 2017 to come back and compete for a starting role in 2018.</li> <li>▶ The biggest player on the roster.</li> <li>▶ One of three Canadian Cowboys.</li> </ul>	
<b>76</b>	<b>Dylan Galloway</b> 6-5; 297; RSo; Dallas, TX	<b>68</b>	<b>Deionte Noel</b> 6-2; 318; R/Sr; Cibola, TX	<b>50</b>	<b>Ry Schneider</b> 6-3; 320; RSo; Minco, OK	<b>50</b>	<b>Ry Schneider</b> 6-3; 320; RSo; Minco, OK	<b>57</b>	<b>Walker Reed</b> 6-6; 341; RSo; Norman, OK
<ul style="list-style-type: none"> <li>▶ Showed promise early in his career as part of the scout team.</li> <li>▶ Has played in 4 games this year.</li> </ul>		<ul style="list-style-type: none"> <li>▶ A career backup who made significant strides in the offseason to work into the rotation.</li> </ul>		<ul style="list-style-type: none"> <li>▶ Three games played this year, including last week's win vs. UT.</li> <li>▶ Redshirted in 2016.</li> </ul>		<ul style="list-style-type: none"> <li>▶ Three games played this year, including last week's win vs. UT.</li> <li>▶ Redshirted in 2016.</li> </ul>		<ul style="list-style-type: none"> <li>▶ Six games played this season, including each of the past four.</li> <li>▶ Did not allow a sack in high school.</li> </ul>	

Wide Receiver		Wide Receiver		Wide Receiver		Cowboy Back		Cowboy Back			
<b>2</b>	<b>Tylan Wallace</b> 6-0; 185; So; Fort Worth, TX	<b>13</b>	<b>Tyron Johnson</b> 6-1; 193; R/Jr; New Orleans, LA	<b>17</b>	<b>Dillon Stoner</b> 6-0; 198; RSo; Tulsa, OK	<b>89</b>	<b>Jelani Woods</b> 6-7; 251; RFr; Ellenwood, GA	<b>41</b>	<b>Britton Abbott</b> 6-2; 245; RSr; Liberal, KS		
<ul style="list-style-type: none"><li>▶ 4 straight 100-yard receiving games in weeks 2-5 to become the 2nd OSU underclassman to do it, joining two-time Biletnikoff Award winner Justin Blackmon.</li><li>▶ Five 100-yard games this year to rank No. 10 in OSU history.</li><li>▶ Career day with 10 catches for 222 yards vs. UT - the 8th best total in OSU history.</li><li>▶ Leads the team and ranks No. 4 in FBS with 940 receiving yards.</li><li>▶ Can become the 8th player in OSU history to record 1,000 yards in a season.</li><li>▶ Ranks among the top 15 players in Texas high school football history with 3,760 career rec. yards.</li><li>▶ Baseball and track athlete in HS.</li><li>▶ Twin brother of Tracin Wallace.</li></ul>		<p><b>Pronounced TIE-ruhn</b></p> <ul style="list-style-type: none"><li>▶ No. 3 in the Big 12 with 19.3 yards per catch (No. 19 in FBS).</li><li>▶ Set a career high with 137 receiving yards vs. S. Alabama.</li><li>▶ 3 games with 75-plus receiving yards this season.</li><li>▶ 2nd on team with 405 receiving yards on the season.</li><li>▶ Scored a 44-yard touchdown vs. Tulsa last year - the first time he was targeted at OSU.</li><li>▶ Transferred to OSU from LSU and sat out the 2016 season.</li><li>▶ Tallied nine catches for 150 yards with two TDs at LSU as a true freshman in 2015.</li><li>▶ A five-star prospect coming out of high school who was the No. 2 receiver in the class of 2015.</li></ul>		<ul style="list-style-type: none"><li>▶ Ranks third on the team in receiving yards this season.</li><li>▶ Found the end zone with a touchdown reception against Boise State.</li><li>▶ Four catches in OSU's win over Texas last week.</li><li>▶ His six rec. TDs last season were third on the team - behind only James Washington and Marcell Ateman who are now in the NFL.</li><li>▶ Won the 6A 400-meter title in HS.</li></ul>				<ul style="list-style-type: none"><li>▶ Came to OSU as a walk-on scout teamer and earned a scholarship in 2017.</li><li>▶ Has played in every game since the beginning of last season.</li><li>▶ 2017 CoSIDA Academic All-America second team pick.</li><li>▶ OSU's 2017-18 Male Student-Athlete of the Year.</li><li>▶ Played QB in high school.</li><li>▶ Son of former New York Giant Cliff Abbott.</li></ul>			
<b>88</b>		<b>Landon Wolf</b> 5-11; 174; RSo; Tulsa, OK		<b>87</b>		<b>Logan Carter</b> 6-4; 245; RSo.; Henrietta, TX		<b>42</b>		<b>Sione Finefeuiaki</b> 6-0; 252; Sr.; Santa Clara, CA	
<ul style="list-style-type: none"><li>▶ A one-time walk-on received a scholarship prior to this season.</li><li>▶ Career-best 116 yds vs. Kansas.</li></ul>				<ul style="list-style-type: none"><li>▶ Has made an impact on special teams and on offense for OSU.</li><li>▶ 2017 First Team Academic All Big 12.</li></ul>				<p><b>Pronounced see-OH-nay FEE-nay-FAY-you-E-AH-kee</b></p> <ul style="list-style-type: none"><li>▶ Scored his first rec. TD vs MSU.</li></ul>			

Running Back	
<b>5</b>	<b>Justice Hill</b> 5-10; 190; Jr; Tulsa, OK
<ul style="list-style-type: none"> <li>▶ Rushing TD in 12 straight games from 10/28/17-10/6/18, - the longest RB streak in Big 12 history.</li> <li>▶ 18 career games with at least 100 rushing yds, including 11 of his last 18 games.</li> <li>▶ Ranks No. 25 in FBS and No. 2 in the Big 12 with 776 rushing yards this season.</li> <li>▶ 3,385 career rush yards ranks 6th among active players and 1st among Power Five non-seniors.</li> <li>▶ 99.6 career rushing YPG ranks 4th among all active FBS players.</li> <li>▶ 2017 CoSIDA Academic All-America first team and first-team Academic All-Big 12 selection.</li> <li>▶ His 92-yd run in the season opener was the third-longest run in OSU history.</li> <li>▶ One of 11 national semifinalists for the 2017 Doak Walker Award - the only Big 12 player on the list.</li> <li>▶ Led the Big 12 and ranked among the top 20 players nationally with 1,467 rushing yards and 112.8 rushing YPG in 2017, despite playing on the No. 1 passing offense in the nation.</li> <li>▶ The 2016 FBS freshman rushing champion with 1,142 yards - a total that makes him OSU's all-time leading freshman rusher. It's also the fifth-highest total by a freshman in Big 12 history.</li> <li>▶ His 41.3-inch vertical leap is the highest on the team.</li> </ul>	
<b>30</b>	<b>Chuba Hubbard</b> 6-1; 207; R/Fr; Sherwood Park, Alberta, Canada
<ul style="list-style-type: none"> <li>▶ A highly-regarded recruit who chose OSU over a host of national offers.</li> <li>▶ Led the team with 149 all-purpose yards in the season opener vs. Missouri State.</li> <li>▶ Has competed at the junior world level as a sprinter.</li> </ul>	

Quarterback	
<b>14</b>	<b>Taylor Cornelius</b> 6-6; 225; R/Sr; Bushland, TX
<ul style="list-style-type: none"> <li>▶ Among the FBS top 15 in yds/comp. (14.87-8th), pts responsible for (150-8th), yards/att. (8.95-9th), pts/game (18.8-9th), pass yds (2,335-10th), total off. (318.5-11th), pass TDs (19-13th) &amp; yds/game (291.9-14th).</li> <li>▶ Threw for 728 passing yards over the first two games of 2018, setting the OSU record for most combined passing yards in a quarterback's first two career starts.</li> <li>▶ Set OSU single-game records vs. Kansas for passing efficiency (min. 20 attempts) at 262.04 and yards per attempt (min. 20 attempts) at 15.6 yards.</li> <li>▶ A former walk-on who backed up Mason Rudolph each of the last three seasons.</li> <li>▶ A remarkable athlete in high school who was named the <i>Amarillo Globe News</i> athlete of the year after being named to all-state teams in football, basketball, baseball and track &amp; field.</li> <li>▶ Comes from an athletic family that includes 1996 Olympic gold medal swimmer Josh Davis and NFL defensive end Brandon Green.</li> <li>▶ Studying management.</li> </ul>	
<b>6</b>	<b>Dru Brown</b> 5-11; 200; Sr; San Mateo, CA
<ul style="list-style-type: none"> <li>▶ A grad transfer with two years of starting experience at the FBS level already under his belt.</li> <li>▶ Arrived in Stillwater before the start of fall camp this season.</li> <li>▶ Started his last 22 games at Hawai'i and threw for 5,273 yards over two seasons in Honolulu.</li> </ul>	





# PLAYER TIDBITS - DEFENSE AND SPECIAL TEAMS

Defensive End		Defensive Tackle		Defensive Tackle		Defensive End	
<b>93</b>	<b>Jarrell Owens</b> 6-3; 265; R Sr; Palestine, TX	<b>56</b>	<b>Enoch Smith, Jr.</b> 6-2; 295; R Sr; Chicago, IL	<b>99</b>	<b>Trey Carter</b> 6-3; 295; R Sr; Dallas, TX	<b>94</b>	<b>Jordan Brailford</b> 6-3; 250; R Jr; Tulsa, OK
<b>Pronounced juh-RELL</b> <ul style="list-style-type: none"> <li>▶ A consistent performer who has played in every game since 2015.</li> <li>▶ Started every game this season and has 20 career starts to his credit.</li> <li>▶ 10.5 career sacks.</li> <li>▶ Had 2.0 sacks for a loss of 15 yards and a forced fumble in OSU's win over Boise State.</li> <li>▶ Also a standout basketball player in high school.</li> </ul>		<b>Pronounced ee-NOCK</b> <ul style="list-style-type: none"> <li>▶ Started his career at Michigan State then spent a year at junior college before coming to OSU for the 2017 season.</li> <li>▶ Made his first career start in OSU's win vs. Kansas.</li> <li>▶ Has 12 tackles on the season, including 9 solo stops.</li> <li>▶ Has a total of 22 career games played, including three as a redshirt freshman at Mich. State.</li> </ul>		<ul style="list-style-type: none"> <li>▶ Moved from DE to DT as a sophomore and has made an impact since the move.</li> <li>▶ Earned the first three starts of his career in the final three games of 2017 and has started every game in 2018.</li> <li>▶ Has played in 32 games since the beginning of the 2016 season.</li> <li>▶ 2.0 sacks this season and 19 total tackles.</li> <li>▶ Has started the past 11 games.</li> </ul>		<ul style="list-style-type: none"> <li>▶ Leads the Big 12 and No. 3 in FBS with 1.13 sacks per game.</li> <li>▶ No. 5 in FBS with 1.8 TFL/game.</li> <li>▶ A 2017 second team All-Big 12 selection by the coaches and AP.</li> <li>▶ Leads OSU's D-line with 31 tackles.</li> <li>▶ Has played every game the past two years with 17 straight starts.</li> <li>▶ A regular contributor on OSU's Sugar Bowl team in 2015 who missed all of 2016 to injury.</li> </ul>	
<b>82</b>	<b>Cole Walterscheid</b> 6-5; 260; R Sr; Muenster, TX	<b>92</b>	<b>Cameron Murray</b> 6-2; 290; R So; Bryant, AR	<b>98</b>	<b>Brendon Evers</b> 6-2; 290; R Fr.; Bixby, OK	<b>40</b>	<b>Brock Martin</b> 6-4; 242; R Fr.; Oologah, OK
<b>Pronounced walter-SHIED</b> <ul style="list-style-type: none"> <li>▶ Has started 21 games since the start of the 2016 season.</li> </ul>		<ul style="list-style-type: none"> <li>▶ A developing prospect who recorded a half sack vs. USA.</li> <li>▶ 2017 Academic All-Big 12 Team.</li> </ul>		<ul style="list-style-type: none"> <li>▶ Has played in every game this season as a redshirt freshman.</li> <li>▶ Has 6 tackles this season.</li> </ul>		<ul style="list-style-type: none"> <li>▶ A three-time state champion wrestler in high school.</li> <li>▶ Recorded a sack vs. S. Alabama.</li> </ul>	

Cornerback		Safety		Linebacker		Linebacker		Cornerback	
<b>4</b>	<b>A.J. Green</b> 6-1; 182; Jr; DeSoto, TX	<b>3</b>	<b>Kenneth Edison-McGruder</b> 6-0; 220; Sr; Houston, TX	<b>1</b>	<b>Calvin Bundage</b> 6-2; 205; Jr; Edmond, OK	<b>19</b>	<b>Justin Phillips</b> 6-0; 230; R Sr; Pearland, TX	<b>8</b>	<b>Rodarius Williams</b> 6-0; 187; R So; Shreveport, LA
<ul style="list-style-type: none"> <li>▶ Has started every game since the beginning of last season.</li> <li>▶ Held UT's 6-foot-6 Collin Johnson scoreless, and to just five catches on 13 targets last week.</li> <li>▶ A 2017 second team Academic All-Big 12 Team honoree.</li> <li>▶ Part of an athletic family with three cousins playing NCAA DI sports and another in the WNBA.</li> <li>▶ Has one interception and four pass break ups this season.</li> <li>▶ Also has 29 tackles in 2018.</li> </ul>		<ul style="list-style-type: none"> <li>▶ Has swapped between playing safety and linebacker multiple times in his career.</li> <li>▶ Known as one of the biggest hitters on the OSU roster.</li> <li>▶ Has started every game this year and 16 games in his career.</li> <li>▶ Had an 82-yard fumble return for a score vs. Tulsa in 2017.</li> <li>▶ Played in 12 games as a true freshman in 2015.</li> </ul>		<ul style="list-style-type: none"> <li>▶ A fast, hard-hitting linebacker with 16 career starts who is one of OSU's most disruptive players.</li> <li>▶ Has played in 31 games during his Cowboy career.</li> <li>▶ Second on the team this year with 46 tackles and 30 solo stops.</li> <li>▶ Has led the team in tackles in three games this season.</li> <li>▶ Recipient of OSU's 2017 Barry Sanders Award for the greatest contribution with the least recognition.</li> </ul>		<ul style="list-style-type: none"> <li>▶ Firmly established as the leader of OSU's defense, he is one of the team's top performers.</li> <li>▶ Leads the OSU defense with 22 career starts (20 straight).</li> <li>▶ Leads the team with 61 tackles this season. 3rd with 6.5 TFL.</li> <li>▶ Recipient of OSU's 2017 Leslie O'Neal Award for the best defensive player on the team.</li> <li>▶ Pick-sixes in back-to-back games last season.</li> </ul>		<b>Pronounced roh-DARE-ee-us</b> <ul style="list-style-type: none"> <li>▶ His eight PBU this season ranks fourth in the Big 12.</li> <li>▶ Picked off a pass vs. Iowa State.</li> <li>▶ His 10 pass break ups last year tied an Oklahoma State freshman record.</li> <li>▶ Was also a standout on the basketball court and track in HS.</li> <li>▶ His brother, Andraez "Greedy" Williams, is a standout cornerback for LSU.</li> </ul>	
<b>5</b>	<b>Kemah Siverand</b> 6-1; 200; R Jr; Cypress, TX	<b>31</b>	<b>Kolby Peel</b> 6-0; 210; Fr; College Station, TX	<b>16</b>	<b>Devin Harper</b> 6-1; 240; R So; Knoxville, TN	<b>11</b>	<b>Amen Ogbongbemiga</b> 6-0; 225; R So; Calgary, Alberta, Can.	<b>2</b>	<b>Tanner McCalister</b> 5-11; 180; Fr; Heath, TX
<ul style="list-style-type: none"> <li>▶ A grad transfer from Texas A&amp;M who arrived at OSU during camp.</li> <li>▶ Began his career as a WR.</li> </ul>		<ul style="list-style-type: none"> <li>▶ True freshman who has started three games this season.</li> <li>▶ 24 tackles, a sack and 2 PBUs.</li> </ul>		<ul style="list-style-type: none"> <li>▶ 24-yard pick six vs. S. Alabama.</li> <li>▶ First career start vs. KU.</li> <li>▶ Played in 19 career games.</li> </ul>		<b>Pronounced AY-men awg-BONG-beh-MEE-guh</b> <ul style="list-style-type: none"> <li>▶ Punt block vs. Boise State.</li> </ul>		<ul style="list-style-type: none"> <li>▶ Missed the opener due to injury, but has played in every other game as a true freshman.</li> </ul>	

Safety		Safety		Kicker		Kickoff Return		Punt Return	
<b>20</b>	<b>Malcolm Rodriguez</b> 6-0; 205; So; Wagoner, OK	<b>24</b>	<b>Jarrick Bernard</b> 6-2; 195; Fr; Shreveport, LA	<b>49</b>	<b>Matt Ammendola</b> 5-9; 195; R Jr; Lansdale, PA	<b>30</b>	<b>Chuba Hubbard</b> 6-1; 207; R Fr; Sherwood Park, Alberta	<b>17</b>	<b>Dillon Stoner</b> 6-0; 198; R So; Tulsa, OK
<ul style="list-style-type: none"> <li>▶ Has started five games this season.</li> <li>▶ Returned to the starting lineup last week vs. Texas after playing in a reserve role for three games.</li> <li>▶ Led all players in OSU's win over Texas with a career-high 11 total tackles.</li> <li>▶ Ranks third on the OSU defense and first among underclassmen with 45 tackles this season.</li> </ul>		<ul style="list-style-type: none"> <li>▶ Earned a starting spot in week five and has started every game since.</li> <li>▶ Ranks fifth on the team with 35 tackles, also has two sacks, an INT and a forced fumble.</li> <li>▶ Blocked a punt vs. Boise State that was returned for a TD.</li> <li>▶ Game-high 14 tck. &amp; int. vs. TTU.</li> <li>▶ Athletic true freshman who is the latest to join OSU from the Louisiana pipeline.</li> </ul>		<ul style="list-style-type: none"> <li>▶ Has made 23 of his last 26 field goal attempts.</li> <li>▶ 17th among all active kickers and No. 3 in OSU history with an 80 pct. career FG rate.</li> <li>▶ Two 53-yard FGs in his career.</li> <li>▶ On 2018 Groza Award watch list.</li> <li>▶ 2x first team academic All-Big 12.</li> </ul>		<ul style="list-style-type: none"> <li>▶ Ranks 4th in the Big 12 with a kickoff return avg. of 22.5 yards.</li> <li>▶ A highly-regarded recruit who chose Oklahoma State over a host of national offers.</li> <li>▶ Averaged 15.0 yards per carry over his high school career.</li> <li>▶ Led the team with 149 all-purpose yards in the season opener vs. Missouri State.</li> <li>▶ Has competed at the junior world level as a sprinter.</li> <li>▶ One of three Canadian Cowboys.</li> </ul>		<ul style="list-style-type: none"> <li>▶ Assumed primary punt return duties halfway through the 2017 season.</li> <li>▶ Has an average punt return of 7.6 yards this season on nine returns.</li> <li>▶ Career long return is 20 yards.</li> <li>▶ Also one of OSU's most talented wide receivers.</li> <li>▶ Led Jenks HS to four state titles while starting at WR, DB, punter and return man. He also was the holder on place kicks.</li> </ul>	
<b>31</b>	<b>Kolby Peel</b> 6-0; 210; Fr; College Station, TX	<b>28</b>	<b>Thabo Mwaniki</b> 5-11; 185; So; Denton, TX	<b>Punter</b> <b>29 Zach Sinor</b> 5-10; 223; R Sr; Castroville, TX		<b>27</b>	<b>J.D. King</b> 5-11; 211; So; Fitzgerald, GA	<b>2</b>	<b>Tylan Wallace</b> 6-0; 185; So; Fort Worth, TX
<ul style="list-style-type: none"> <li>▶ True freshman who has started three games this season.</li> <li>▶ 24 tackles, a sack and 2 PBUs.</li> </ul>		<b>Pronounced TAW-bo MWAH-nee-key</b> <ul style="list-style-type: none"> <li>▶ Has played in seven games this year and started the first four.</li> </ul>		<ul style="list-style-type: none"> <li>▶ Kicked a career-long 67-yard punt (in the air) on his first punt of the season vs. TTU after missing the first three games.</li> <li>▶ Career avg. is 42.0 yds per punt.</li> <li>▶ Led all FBS punters in 2016 with 62.5% of his punts downed inside the 20-yard line.</li> </ul>		<ul style="list-style-type: none"> <li>▶ Has a powerful running style that makes it difficult for the first tackler to bring him down.</li> </ul>		<ul style="list-style-type: none"> <li>▶ OSU's leading receiver.</li> <li>▶ Has three punt returns with an average of 7.3 yards per return.</li> </ul>	



# NUMERICAL ROSTER

No.	Name	Pos.	Ht.	Wt.	Exp.	Hometown/Previous School
1	Calvin Bundage	LB	6-2	215	Jr.-2L	Edmond, OK / Santa Fe
2	Tanner McCalister	CB	5-11	180	Fr.-HS	Heath, TX / Rockwall-Heath
2	Tylan Wallace	WR	6-0	185	So.-1L	Fort Worth, TX / South Hills
3	Kenneth Edison-McGruder	S	6-0	220	Sr.-3L	Houston, TX / Taylor
3	Spencer Sanders	QB	6-2	195	Fr.-HS	Denton, TX / Ryan
4	A.J. Green	CB	6-1	182	Jr.-2L	DeSoto, TX / DeSoto
4	Tracin Wallace	WR	6-0	185	RfR-RS	Fort Worth, TX / South Hills
5	Justice Hill	RB	5-10	190	Jr.-2L	Tulsa, OK / Booker T. Washington
5	Kemah Siverand	CB	6-1	200	RJr.-TR	Cypress, TX / Cypress Ridge / Texas A&M
6	Dru Brown	QB	5-11	200	Sr.-TR	San Mateo, CA / Los Gatos / College of San Mateo / Hawaii
6	JayVeon Cardwell	CB	6-0	175	Fr.-HS	Cibolo, TX / Steele
7	LD Brown	RB	5-9	191	RSO.-1L	Dallas, TX / DeSoto
8	Braydon Johnson	WR	6-1	195	RfR-RS	Arlington, TX / Bowie
8	Rodarius Williams	CB	6-0	187	RSO.-1L	Shreveport, LA / Calvary Baptist
9	John Kolar	QB	6-00	200	RJr.-Sq	Norman, OK / Norman North
10	Tyrell Alexander	WR	6-1	182	RSO.-1L	Lancaster, TX / Lancaster
11	Amen Ogbongbemiga	LB	6-0	225	RSO.-1L	Calgary, Alberta, Canada / Notre Dame
11	Keondre Wudtee	QB	6-4	216	RSO.-Sq	Bossier City, LA / Parkway
12	Kanion Williams	S	6-2	180	Fr.-HS	Dallas, TX / South Oak Cliff
13	Tyron Johnson	WR	6-1	193	RJr.-1L	New Orleans, LA / Warren Easton / LSU
13	Lamarus Morton	CB	6-1	185	RfR-RS	Gilmer, TX / Gilmer
14	Bryce Balous	CB	5-11	190	RJr.-1L	McKinney, TX / North
14	Taylor Cornelius	QB	6-6	232	RSr.-Sq	Bushland, TX / Bushland
15	Sean Michael Flanagan	S	6-2	195	Fr.-HS	Charleston, AR / Charleston
15	Jonathan Shepherd	WR	6-4	195	Fr.-HS	Kilgore, TX / Kilgore
16	Devin Harper	LB	6-1	231	RSO.-1L	Knoxville, TN / Karns
17	Dillon Stoner	WR	6-0	198	RSO.-1L	Tulsa, OK / Jenks
17	David Thibodeaux-Benoit	S	5-9	188	Fr.-HS	Chickasha, OK / Chickasha
18	Za'Carrius Green	S	5-11	210	RJr.-1L	Duncanville, TX / Duncanville
18	Shaun Taylor	QB	6-0	209	Fr.-HS	Fort Worth, TX / All Saints Episcopal
19	Alex Hale	K	6-1	195	Fr.-HS	Point Fredrick, Australia / St. Edward's
19	Justin Phillips	LB	6-0	230	RSr.-3L	Pearland, TX / Pearland
20	R.J. Fisher	WR	6-0	215	Fr.-HS	Lawton, OK / Eisenhower
20	Malcolm Rodriguez	S	6-0	205	So.-1L	Wagoner, OK / Wagoner
22	Taoheed Karim	CB	5-11	177	RfR-RS	Oklahoma City, OK / Putnam City North
22	Mbari Snoddy	RB	5-11	182	Fr.-HS	Edmond, OK / Santa Fe
23	Miguel Fulgencio	RB	6-0	188	Jr.-TR	Claremore, OK / Sequoyah
23	Tre Sterling	S	6-1	202	RfR-RS	Sunnyvale, TX / Sunnyvale
24	Jarrick Bernard	S	6-2	195	Fr.-HS	Shreveport, LA / Evangel Christian
25	Jason Taylor, II	S	6-2	180	Fr.-HS	Oklahoma City, OK / Carl Albert
26	Brenden Ryan	WR	6-5	230	Fr.-HS	Jay, OK / Jay
27	D.J. King	RB	5-11	211	So.-1L	Fitzgerald, GA / Fitzgerald
27	Gabe Lemons	CB	6-2	175	Fr.-HS	Prosper, TX / Coppell
28	Jahmyl Jeter	RB	6-0	210	Fr.-HS	San Antonio, TX / Brennan
28	Thabo Mwaniki	S	5-11	185	So.-1L	Denton, TX / Guyer
29	Bryce Brown	CB	5-9	180	RJr.-Sq	Denton, TX / Guyer
29	Zach Sinor	P	5-10	225	RSr.-3L	Castroville, TX / Medina Valley
30	Chuba Hubbard	RB	6-1	207	RfR-RS	Sherwood Park, Alberta, Canada / Bev Facey
30	Gabe Simpson	S	6-2	208	Fr.-HS	Jay, OK / Jay
31	Kolby Peel	S	6-0	210	Fr.-HS	College Station, TX / A&M Consolidated
31	Taje Williams	WR	5-8	162	RJr.-TR	Pearland, TX / Dawson / Blinn JC
32	Malik Givens	S	5-11	179	RJr.-TR	Tulsa, OK / Booker T. Washington
32	Kris McCune	CB	6-2	200	RfR-RS	Forney, TX / Dallas Christian
33	Ryan Haymaker	RB	5-11	187	RJr.-Sq	Collinsville, OK / Collinsville
33	Kevin Henry	LB	6-0	239	RJr.-1L	Baton Rouge, LA / Central
35	C.J. Moore	WR	6-5	175	Fr.-HS	Tulsa, OK / Union
36	Rhett Boles	WR	5-11	185	RfR-RS	Tuttle, OK / Tuttle
38	Jacob Morris	WR	5-9	165	Fr.-HS	Oklahoma City, OK / Newcastle
38	Philip Redwine-Bryant	LB	6-2	228	RJr.-Sq	Harker Heights, TX / Academy
39	Jake McClure	K	6-3	200	RfR-RS	Chattanooga, TN / East Hamilton
40	Brock Martin	DE	6-4	242	RfR-RS	Oologah, OK / Oologah
41	Britton Abbott	CW	6-2	245	RSr.-2L	Liberal, KS / Liberal
41	Braden Spicer	LB	5-11	217	Fr.-HS	Tulsa, OK / Union
42	Sione Finefeuiaki	CW	6-0	252	Sr.-1L	Santa Clara, CA / Wilcox / College of San Mateo
42	Carson Kropp	LB	6-2	226	Fr.-HS	Oologah, OK / Owasso
44	Patrick Macon	LB	6-3	244	RJr.-Sq	Memphis, TN / Millington Central / Arizona Western
45	Blake Barron	LB	6-0	225	Fr.-HS	Rockwall, TX / Rockwall
46	Hunter Apple	LB	5-11	223	Fr.-HS	Isleton, CA / Rio Vista
47	Tyler Ferguson	DE	6-2	240	RSr.-1L	McKinney, TX / Boyd
48	Adam Martin	LB	5-11	214	RfR-RS	Stillwater, OK / Stillwater
49	Matt Ammendola	K	5-9	195	RJr.-2L	Lansdale, PA / North Penn
50	Ry Schneider	OL	6-3	320	RSO.-Sq	Minco, OK / Minco
50	Relajah Sherman	LB	5-11	222	RfR-RS	Oklahoma City, OK / Carl Albert / SW Okla. State
51	Arlington Hambright	OL	6-5	308	RJr.-Sq	Ypsilanti, MI / Belleville / Garden City CC
51	Matthew Werner	LB	5-11	195	Fr.-HS	Southlake, TX / Carroll
52	Jacob Farrell	OL	6-6	285	Fr.-HS	Sulphur, OK / Sulphur
52	Ben Kopenski	LB	6-1	235	Fr.-HS	McKinney, TX / Prosper
53	Chase Campbell	DE	6-1	207	RJr.-TR	Tahlequah, OK / Langston
53	Matt Hembrough	LS	6-3	192	RfR-RS	Lisle, IL / Benet

No.	Name	Pos.	Ht.	Wt.	Exp.	Hometown/Previous School
54	Truett Knox	OL	6-1	305	Fr.-HS	Fort Worth, TX / Aledo
56	Enoch Smith, Jr.	DT	6-2	295	RSr.-1L	Chicago, IL / Mount Carmel / Michigan State / Kennedy-King College
56	Larry Williams	OL	6-4	330	RSr.-1L	Wilmington, NC / Laney / East Carolina / Hutchinson CC
57	Seth Meacham	DT	6-2	314	Fr.-HS	Oklahoma City, OK / Heritage Hall
57	Walker Reed	OL	6-6	341	RSO.-Sq	Norman, OK / North
58	Brett Wilson	OL	6-2	260	RJr.-Sq	Cashion, OK / Cashion
59	Matt Hockett	P	6-2	227	RSr.-Sq	Norman, OK / Norman
60	Tyrese Williams	OL	6-3	285	Fr.-HS	Houston, TX / Cypress Ridge
61	Grant Hill	OL	6-2	281	RfR-RS	Edmond, OK / Memorial / Central Oklahoma
62	Jason Bartel	OL	6-7	319	Fr.-HS	Sallisaw, OK / Sallisaw
63	Dylon Carnegie	DT	6-1	271	Fr.-HS	Skiatook, OK / Skiatook
63	Sam Walkingstick	LS	5-11	200	RJr.-2L	Sallisaw, OK / Sallisaw
65	Matt McClurg	OL	6-5	311	RfR-RS	Centennial, CO / Heritage
67	Shane Richards	OL	6-8	336	RSr.-Sq	Calgary, Alberta, Canada / Crescent Heights / New Mexico Military Institute
68	Deionte Noel	OL	6-2	318	RSr.-Sq	Cibolo, TX / Steele
69	Grant Becker	K	5-11	167	Fr.-HS	San Antonio, TX / MacArthur
70	Kevin Mair	DT	6-1	287	Fr.-HS	Frisco, TX / Independence
70	Hunter Woodard	OL	6-5	295	Fr.-HS	Tuscola, IL / Tuscola
71	A.J. Wright	OL	6-0	284	Fr.-HS	Owasso, OK / Skiatook
72	Johnny Wilson	OL	6-3	304	RJr.-1L	Midland, TX / Midland Christian
73	Teven Jenkins	OL	6-6	310	RSO.-1L	Topeka, KS / Topeka
74	Larry Joubert	OL	6-4	285	RJr.-Sq	Oklahoma City, OK / Douglass / NEO A&M JC
75	Marcus Keyes	OL	6-3	309	RJr.-2L	Port Allen, LA / Port Allen
76	Dylan Galloway	OL	6-5	297	RSO.-1L	Dallas, TX / Coppell
77	Hunter Anthony	OL	6-7	330	Fr.-HS	Tuttle, OK / Tuttle
78	Bryce Bray	OL	6-5	310	Fr.-HS	Bixby, OK / Bixby
79	Darrion Daniels	DT	6-3	320	Sr.-3L	Dallas, TX / Bishop Dunne
79	Matt Kegel	OL	6-5	307	RSO.-Sq	Chaska, MN / Chaska
80	Jake Ross	CW	6-6	240	Jr.-TR	Coweta, OK / Coweta / NEO A&M JC
81	LC Greenwood	WR	6-3	212	RfR-RS	Garland, TX / Lakeview Central
82	Elden Coleman	WR	5-11	187	RJr.-TR	El Paso, TX / Andress / Southern Nazarene
82	Cole Walterscheid	DE	6-5	260	RSr.-2L	Muenster, TX / Muenster
83	Korie Frausto	WR	6-0	191	RSO.-Sq	Wichita, KS / Maize South / Army
84	Dayton Metcalf	CW	6-4	237	RSO.-Sq	Hooker, OK / Hooker
85	Patrick McKaufman	WR	6-6	200	RSO.-Sq	Oklahoma City, OK / Douglass / NEO A&M JC
86	Triston Grant	DE	6-4	238	RSO.-Sq	Owasso, OK / Owasso
86	Baron Odom	CW	6-5	234	RfR-RS	Wynnewood, OK / Wynnewood
87	Logan Carter	CW	6-4	245	RSO.-1L	Henrietta, TX / Henrietta
88	Landon Wolf	WR	5-11	174	RSO.-1L	Tulsa, OK / East Central
89	Tyler Lacy	DE	6-4	240	Fr.-HS	Sachse, TX / Sachse
89	Jelani Woods	CW	6-7	251	RfR-RS	Ellenwood, GA / Cedar Grove
90	Braden Cassidy	DE	6-2	240	Fr.-HS	Austin, TX / Westlake
91	Mike Scott	DE	6-5	240	RJr.-TR	Inving, TX / Nimitz / SMU / Trinity Valley JC
92	Cameron Murray	DT	6-2	290	RSO.-1L	Bryant, AR / Bryant
93	Jarrell Owens	DE	6-3	265	RSr.-3L	Palestine, TX / Palestine
94	Jordan Brailford	DE	6-3	250	RJr.-1L	Tulsa, OK / Booker T. Washington
95	Samuela Tuihalamaka	DT	6-2	290	Fr.-HS	Riverside, CA / Mater Dei
97	Amadou Fofana	DT	6-4	280	Jr.-TR	Memphis, TN / Mitchell / Highland CC
98	Brendon Evers	DT	6-2	290	RfR-RS	Bixby, OK / Bixby
99	Trey Carter	DT	6-3	299	RSr.-2L	Dallas, TX / Pinkston

## PRONUNCIATIONS

14 Bryce Balous	rhymes with "malice"	28 Thabo Mwaniki	TAW-bo MWAH-nee-kee
6 JayVeon Cardwell	jay-vee-AWN	11 Amen Ogbongbemiga	AY-men
90 Braden Cassidy	BRAY-din		awg-BONG-beh-MEE-guh
42 Sione Finefeuiaki	see-OH-nay	93 Jarrell Owens	juh-RELL
	FREE-nay-FAY-you-wee-AH-kee	29 Zach Sinor	SIGH-ner
97 Amadou Fofana	AH-muh-doo foe-FAH-nuh	5 Kemah Siverand	KEY-muh SIV-er-and
86 Triston Grant	TRIST-un	56 Enoch Smith, Jr.	ee-NOCK
18 Za'Carrius Green	zuh-CARE-ee-us	95 Samuela Tuihalamaka	sam-WELL-uh
30 Chuba Hubbard	CHOO-buh		TOO-ee-HAH-luh-MAH-kah
73 Teven Jenkins	TEV-in	4 Tracin Wallace	TRAY-shin
28 Jahmyl Jeter	juh-MEEL	82 Cole Walterscheid	walter-SHEED
8 Braydon Johnson	BRAY-din		(not walter-SHEED)
13 Tyron Johnson	TIE-ruhn	12 Kanion Williams	kuh-NYE-un
74 Larry Joubert	joe-BARE	8 Rodarius Williams	roh-DARE-ee-us
22 Taoheed Karim	TAU (rhymes with how)-heed	31 Taje Williams	TAHZ-yay
	kuh-REEM	60 Tyrese Williams	TY-reese
79 Matt Kegel	KAY-gull	89 Jelani Woods	juh-LAW-nee
9 John Kolar	KOE-larr	11 Keondre Wudtee	kee-AWN-dray WOOD-tee



# ALPHABETICAL ROSTER

No.	Name	Pos.	Ht.	Wt.	Exp.	Hometown/Previous School
41	Britton Abbott	CW	6-2	245	RSr.-2L	Liberal, KS / Liberal
10	Tyrell Alexander	WR	6-1	182	RSo.-1L	Lancaster, TX / Lancaster
49	Matt Ammendola	K	5-9	195	RJr.-2L	Lansdale, PA / North Penn
77	Hunter Anthony	OL	6-7	330	Fr.-HS	Tuttle, OK / Tuttle
46	Hunter Apple	LB	5-11	223	Fr.-HS	Isleton, CA / Rio Vista
14	Bryce Balous	CB	5-11	190	RJr.-1L	McKinney, TX / North
45	Blake Barron	LB	6-0	225	Fr.-HS	Rockwall, TX / Rockwall
62	Jason Bartel	OL	6-7	319	Fr.-HS	Sallisaw, OK / Sallisaw
69	Grant Becker	K	5-11	167	Fr.-HS	San Antonio, TX / MacArthur
24	Jarrick Bernard	S	6-2	195	Fr.-HS	Shreveport, LA / Evangel Christian
36	Rhett Boles	WR	5-11	185	RFr.-RS	Tuttle, OK / Tuttle
94	Jordan Brailford	DE	6-3	250	RJr.-1L	Tulsa, OK / Booker T. Washington
78	Bryce Bray	OL	6-5	310	Fr.-HS	Bixby, OK / Bixby
29	Bryce Brown	CB	5-9	180	RJr.-Sq	Denton, TX / Guyer
6	Dru Brown	QB	5-11	200	Sr.-TR	San Mateo, CA / Los Gatos / College of San Mateo / Hawaii
7	LD Brown	RB	5-9	191	RSo.-1L	Dallas, TX / DeSoto
1	Calvin Bundage	LB	6-2	215	Jr.-2L	Edmond, OK / Santa Fe
53	Chase Campbell	DE	6-1	207	RJr.-TR	Tahlequah, OK / Langston
6	JayVeon Cardwell	CB	6-0	175	Fr.-HS	Cibola, TX / Steele
63	Dylon Carnagey	DT	6-1	271	Fr.-HS	Skiatook, OK / Skiatook
87	Logan Carter	CW	6-4	245	RSo.-1L	Henrietta, TX / Henrietta
99	Trey Carter	DT	6-3	299	RSr.-2L	Dallas, TX / Pinkston
90	Braden Cassity	DE	6-2	240	Fr.-HS	Austin, TX / Westlake
82	Elden Coleman	WR	5-11	187	RJr.-TR	El Paso, TX / Andress / Southern Nazarene
14	Taylor Cornelius	QB	6-6	232	RSr.-Sq	Bushland, TX / Bushland
79	Darriion Daniels	DT	6-3	320	Sr.-3L	Dallas, TX / Bishop Dunne
3	Kenneth Edison-McGruder	S	6-0	220	Sr.-3L	Houston, TX / Taylor
98	Brendon Evers	DT	6-2	290	RFr.-RS	Bixby, OK / Bixby
52	Jacob Farrell	OL	6-6	285	Fr.-HS	Sulphur, OK / Sulphur
47	Tyler Ferguson	DE	6-2	240	RSr.-1L	McKinney, TX / Boyd
42	Sione Finefeuiaki	CW	6-0	252	Sr.-1L	Santa Clara, CA / Wilcox / College of San Mateo
20	R.J. Fisher	WR	6-0	215	Fr.-HS	Lawton, OK / Eisenhower
15	Sean Michael Flanagan	S	6-2	195	Fr.-HS	Charleston, AR / Charleston
97	Amadou Fofana	DT	6-4	280	Jr.-TR	Memphis, TN / Mitchell / Highland CC
83	Korie Frausto	WR	6-0	191	RSo.-Sq	Wichita, KS / Maize South / Army
23	Miguel Fulgencio	RB	6-0	188	Jr.-TR	Claremore, OK / Sequoyah
76	Dylan Galloway	OL	6-5	297	RSo.-1L	Dallas, TX / Coppell
32	Malik Givens	S	5-11	179	RJr.-TR	Tulsa, OK / Booker T. Washington
86	Triston Grant	DE	6-4	238	RSr.-Sq	Owasso, OK / Owasso
4	A.J. Green	CB	6-1	182	Jr.-2L	DeSoto, TX / DeSoto
18	Za'Carrius Green	S	5-11	210	RJr.-1L	Duncanville, TX / Duncanville
81	LC Greenwood	WR	6-3	212	RFr.-RS	Garland, TX / Lakeview Central
19	Alex Hale	K	6-1	195	Fr.-HS	Point Fredrick, Australia / St. Edward's
51	Arlington Hambricht	OL	6-5	308	RJr.-Sq	Ypsilanti, MI / Belleville / Garden City CC
16	Devin Harper	LB	6-1	231	RSo.-1L	Knoxville, TN / Karns
33	Ryan Haymaker	RB	5-11	187	RJr.-Sq	Collinsville, OK / Collinsville
53	Matt Hembrough	LS	6-3	192	RFr.-RS	Lisle, IL / Benet
33	Kevin Henry	LB	6-0	239	RJr.-1L	Baton Rouge, LA / Central
61	Grant Hill	OL	6-2	281	RFr.-RS	Edmond, OK / Memorial / Central Oklahoma
5	Justice Hill	RB	5-10	190	Jr.-2L	Tulsa, OK / Booker T. Washington
59	Matt Hockett	P	6-2	227	RSr.-Sq	Norman, OK / Norman
30	Chuba Hubbard	RB	6-1	207	RFr.-RS	Sherwood Park, Alberta, Canada / Bev Facey
73	Teven Jenkins	OL	6-6	310	RSo.-1L	Topeka, KS / Topeka
28	Jahmyl Jeter	RB	6-0	210	Fr.-HS	San Antonio, TX / Brennan
8	Braydon Johnson	WR	6-1	195	RFr.-RS	Arlington, TX / Bowie
13	Tyron Johnson	WR	6-1	193	RJr.-1L	New Orleans, LA / Warren Easton / LSU
74	Larry Joubert	OL	6-4	285	RJr.-Sq	Oklahoma City, OK / Douglass / NEO A&M JC
22	Taoheed Karim	CB	5-11	177	RFr.-RS	Oklahoma City, OK / Putnam City North
79	Matt Kegel	OL	6-5	307	RSo.-Sq	Chaska, MN / Chaska
75	Marcus Keyes	OL	6-3	309	RJr.-2L	Port Allen, LA / Port Allen
27	J.D. King	RB	5-11	211	So.-1L	Fitzgerald, GA / Fitzgerald
54	Truett Knox	OL	6-1	305	Fr.-HS	Fort Worth, TX / Aledo
9	John Kolar	QB	6-6	200	RJr.-Sq	Norman, OK / Norman North
52	Ben Kopsenski	LB	6-1	235	Fr.-HS	McKinney, TX / Prosper
42	Carson Kropp	LB	6-2	226	Fr.-HS	Oologah, OK / Owasso
89	Tyler Lacy	DE	6-4	240	Fr.-HS	Sachse, TX / Sachse
27	Gabe Lemons	CB	6-2	175	Fr.-HS	Prosper, TX / Coppell
44	Patrick Macon	LB	6-3	244	RJr.-Sq	Memphis, TN / Millington Central / Arizona Western
70	Kevin Mair	DT	6-1	287	Fr.-HS	Frisco, TX / Independence
48	Adam Martin	LB	5-11	214	RFr.-RS	Stillwater, OK / Stillwater
40	Brock Martin	DE	6-4	242	RFr.-RS	Oologah, OK / Oologah
2	Tanner McCalister	CB	5-11	180	Fr.-HS	Heath, TX / Rockwall-Heath
39	Jake McClure	K	6-3	200	RFr.-RS	Chattanooga, TN / East Hamilton
65	Matt McClurg	OL	6-5	311	RFr.-RS	Centennial, CO / Heritage
32	Kris McCune	CB	6-2	200	RFr.-RS	Forney, TX / Dallas Christian
85	Patrick McKaufman	WR	6-6	200	RSo.-Sq	Oklahoma City, OK / Douglass / NEO A&M JC
57	Seth Meacham	DT	6-2	314	Fr.-HS	Oklahoma City, OK / Heritage Hall
84	Dayton Metcalf	CW	6-4	237	RSo.-Sq	Hooker, OK / Hooker
35	C.J. Moore	WR	6-5	175	Fr.-HS	Tulsa, OK / Union

No.	Name	Pos.	Ht.	Wt.	Exp.	Hometown/Previous School
38	Jacob Morris	WR	5-9	165	Fr.-HS	Oklahoma City, OK / Newcastle
13	Lamarus Morton	CB	6-1	185	RFr.-RS	Gilmer, TX / Gilmer
92	Cameron Murray	DT	6-2	290	RSo.-1L	Bryant, AR / Bryant
28	Thabo Mwaniki	S	5-11	185	So.-1L	Denton, TX / Guyer
68	Deionte Noel	OL	6-2	318	RSr.-Sq	Cibola, TX / Steele
86	Baron Odom	CW	6-5	234	RFr.-RS	Wynnewood, OK / Wynnewood
11	Amen Ogbongbemiga	LB	6-0	225	RSo.-1L	Calgary, Alberta, Canada / Notre Dame
93	Jarrell Owens	DE	6-3	265	RSr.-3L	Palestine, TX / Palestine
31	Kolby Peel	S	6-0	210	Fr.-HS	College Station, TX / A&M Consolidated
19	Justin Phillips	LB	6-0	230	RSr.-3L	Pearland, TX / Pearland
38	Philip Redwine-Bryant	LB	6-2	228	RJr.-Sq	Harker Heights, TX / Academy
57	Walker Reed	OL	6-6	341	RSo.-Sq	Norman, OK / North
67	Shane Richards	OL	6-8	336	RSr.-Sq	Calgary, Alberta, Canada / Crescent Heights / New Mexico Military Institute
20	Malcolm Rodriguez	S	6-0	205	So.-1L	Wagoner, OK / Wagoner
80	Jake Ross	CW	6-6	240	Jr.-TR	Coweta, OK / Coweta / NEO A&M JC
26	Brenden Ryan	WR	6-5	230	Fr.-HS	Jay, OK / Jay
3	Spencer Sanders	QB	6-2	195	Fr.-HS	Denton, TX / Ryan
50	Ry Schneider	OL	6-3	320	RSr.-Sq	Minco, OK / Minco
91	Mike Scott	DE	6-5	240	RJr.-TR	Irving, TX / Nimitz / SMU / Trinity Valley JC
15	Jonathan Shepherd	WR	6-4	195	Fr.-HS	Kilgore, TX / Kilgore
50	Relijah Sherman	LB	5-11	222	RFr.-RS	Oklahoma City, OK / Carl Albert / SW Okla. State
29	Zach Sinor	P	5-10	225	RSr.-3L	Castroville, TX / Medina Valley
30	Gabe Simpson	S	6-2	208	Fr.-HS	Jay, OK / Jay
5	Kemah Siverand	CB	6-1	200	RJr.-TR	Cypress, TX / Cypress Ridge / Texas A&M
56	Enoch Smith, Jr.	DT	6-2	295	RSr.-1L	Chicago, IL / Mount Carmel / Michigan State / Kennedy-King College
22	Mbari Snoddy	RB	5-11	182	Fr.-HS	Edmond, OK / Santa Fe
41	Braden Spicer	LB	5-11	217	Fr.-HS	Tulsa, OK / Union
23	Tre Sterling	S	6-1	202	RFr.-RS	Sunnyvale, TX / Sunnyvale
17	Dillon Stoner	WR	6-0	198	RSo.-1L	Tulsa, OK / Jenks
25	Jason Taylor, II	S	6-2	180	Fr.-HS	Oklahoma City, OK / Carl Albert
18	Shaun Taylor	QB	6-0	209	Fr.-HS	Fort Worth, TX / All Saints Episcopal
17	David Thibodeaux-Benoit	S	5-9	188	Fr.-HS	Chickasha, OK / Chickasha
95	Samuela Tuihalamaka	DT	6-2	290	Fr.-HS	Riverside, CA / Mater Dei
63	Sam Walkingstick	LS	5-11	200	RJr.-2L	Sallisaw, OK / Sallisaw
4	Tracin Wallace	WR	6-0	185	RFr.-RS	Fort Worth, TX / South Hills
2	Tylan Wallace	WR	6-0	185	So.-1L	Fort Worth, TX / South Hills
82	Cole Walterscheid	DE	6-5	260	RSr.-2L	Muenster, TX / Muenster
51	Matthew Werner	LB	5-11	195	Fr.-HS	Southlake, TX / Carroll
12	Kanion Williams	S	6-2	180	Fr.-HS	Dallas, TX / South Oak Cliff
56	Larry Williams	OL	6-4	330	RSr.-1L	Wilmington, NC / Laney / East Carolina / Hutchinson CC
8	Rodarius Williams	CB	6-0	187	RSo.-1L	Shreveport, LA / Calvary Baptist
31	Taje Williams	WR	5-8	162	RJr.-TR	Pearland, TX / Dawson / Blinn JC
60	Tyrese Williams	OL	6-3	285	Fr.-HS	Houston, TX / Cypress Ridge
58	Brett Wilson	OL	6-2	260	RJr.-Sq	Cashion, OK / Cashion
72	Johnny Wilson	OL	6-3	304	RJr.-1L	Midland, TX / Midland Christian
88	Landon Wolf	WR	5-11	174	RSo.-1L	Tulsa, OK / East Central
70	Hunter Woodard	OL	6-5	295	Fr.-HS	Tuscola, IL / Tuscola
89	Jelani Woods	CW	6-7	251	RFr.-RS	Ellenwood, GA / Cedar Grove
71	A.J. Wright	OL	6-0	284	Fr.-HS	Owasso, OK / Owasso
11	Keondre Wudtee	QB	6-4	216	RSo.-Sq	Bossier City, LA / Parkway

## PRONUNCIATIONS

4	Tracin Wallace	TRAY-sin	30	Chuba Hubbard	CHOO-buh
5	Kemah Siverand	KEY-muh SIV-er-and	31	Taje Williams	TAHZ-yay
6	JayVeon Cardwell	jay-vee-AWN	42	Sione Finefeuiaki	see-Oh-nay
8	Braydon Johnson	BRAY-din			FEE-nay-FAY-you-wee-AH-kee
8	Rodarius Williams	roh-DARE-ee-us	56	Enoch Smith, Jr.	ee-NOCK
9	John Kolar	KOE-larr	60	Tyrese Williams	TY-reese
11	Amen Ogbongbemiga	AY-men	73	Teven Jenkins	TEV-in
		awg-BONG-beh-MEE-guh	74	Larry Joubert	joe-BARE
11	Keondre Wudtee	kee-AWN-dray WOOD-tee	79	Matt Kegel	KAY-gull
12	Kanion Williams	kuh-NYE-un	82	Cole Walterscheid	walter-SHIED
13	Tyron Johnson	TIE-ruhn			(not walter-SHEED)
14	Bryce Balous	rhymes with "malice"	86	Triston Grant	TRIST-un
18	Za'Carrius Green	zuh-CARE-ee-us	89	Jelani Woods	jay-LAW-nee
22	Taoheed Karim	TAU (rhymes with how)-heed	90	Braden Cassity	BRAY-din
		kuh-REED	93	Jarrell Owens	juh-RELL
28	Thabo Mwaniki	TAW-bo MWAH-nee-kee	95	Samuela Tuihalamaka	sam-WELL-uh
28	Jahmyl Jeter	juh-MEEL			TOO-ee-HAH-uh-MAH-kah
29	Zach Sinor	SIGH-ner	97	Amadou Fofana	AH-muh-doo foe-FAH-nuh





# GAME NOTES

## 2018 HONORS AND RECOGNITION

### 14 TAYLOR CORNELIUS - QB

- Johnny Unitas Golden Arm Award Preseason Watch List
- Johnny Unitas Golden Arm Award Top 30
- Earl Campbell Tyler Rose POTW Honorable Mention vs. MSU
- Davey O'Brien Great 8 list vs. Boise State
- Manning Award "Star of the Week" vs. Boise State
- OSU Offensive MVP of the Game vs. Boise State
- Davey O'Brien Great 8 list vs. Texas
- Manning Award "Star of the Week" vs. Texas
- Big 12 Offensive Player of the Week vs. Texas

### 5 JUSTICE HILL - RB

- Walter Camp Award Preseason Watch List
- Doak Walker Award Preseason Candidate
- Maxwell Award Preseason Watch List
- Preseason All-Big 12 Football Team
- OSU Offensive MVP of the Game vs. Missouri State
- OSU Co-Offensive MVP of the Game vs. Kansas

### 94 JORDAN BRAILFORD - DE

- Chuck Bednarik Award Watch List
- Ted Hendricks Award Preseason Watch List
- Preseason All-Big 12 Football Team
- OSU Defensive MVP of the Game vs. Boise State
- OSU Co-Defensive MVP of the Game vs. Kansas
- Big 12 Defensive Player of the Week vs. Kansas

### 19 JUSTIN PHILLIPS - LB

- Butkus Award Preseason Watch List
- Chuck Bednarik Award Preseason Watch List
- OSU Defensive MVP of the Game vs. Missouri State
- OSU Co-Defensive MVP of the Game vs. Kansas

### 2 TYLAN WALLACE - WR

- OSU Offensive MVP of the Game vs. South Alabama
- Biletnikoff Award Watch List
- OSU Offensive MVP of the Game vs. Texas

### 29 ZACH SINOR - P

- Ray Guy Award's Ray's 8 List vs. Kansas
- Ray Guy Award's Ray's 8 List vs. Iowa State
- Big 12 Special Teams Player of the Week vs. Texas

### 11 AMEN OGBONGBEMIGA - LB

- Big 12 Special Teams Player of the Week vs. Boise State
- OSU Special Teams MVP of the Game vs. Boise State

### 75 MARCUS KEYES - OL

- Outland Trophy Preseason Watch List
- Preseason All-Big 12 Football Team

### 30 CHUBA HUBBARD - RB

- Big 12 Newcomer of the Week vs. Missouri State

### 4 A.J. GREEN - CB

- OSU Defensive MVP of the Game vs. Texas

### 88 LONDON WOLF - WR

- OSU Co-Offensive MVP of the Game vs. Kansas

### 41 BRITTON ABBOTT - CW

- 2017-18 Dr. Prentice Gault Postgraduate Scholarship

### 20 MALCOLM RODRIGUEZ - S

- OSU Defensive MVP of the Game vs. South Alabama

### 49 MATT AMMENDOLA - K

- Lou Groza Award Preseason Watch List

### 32 MALIK GIVENS - S

- OSU Special Teams MVP of the Game vs. Texas

### MIKE GUNDY - HEAD COACH

- Dodd Trophy Preseason Watch List

## THE BASICS

The Oklahoma State football team (5-3 overall; 2-3 Big 12) is back on the road Saturday to face Baylor (4-4 overall; 2-3 Big 12) at 11 a.m. in Waco, Texas. The game marks the first of a two-game road stretch for the Cowboys as they will play three of the last four regular season games away from home.

## ON THE AIR

The game will be televised by FS1 with Aaron Goldsmith and Evan Moore on the call. The contest will also be carried live on the Cowboy Radio Network, with Dave Hunziker handling play-by-play, John Holcomb providing analysis and Robert Allen reporting from the sideline. Fans outside of the Cowboy Radio Network can listen to the OSU broadcast for free through TuneIn Radio or the TuneIn Radio app.

## IN THE RANKINGS

The Cowboys are receiving votes in both major polls, but are not ranked in the Associated Press Poll or the *USA Today* Coaches Poll this week. However, they have been ranked in at least one poll in 29 of the last 33 weeks of rankings, dating back to week 10 of the 2016 season. OSU reached a 2018 season-high of No. 15 in both polls during week four this year, and has now been ranked in the top 15 of the A.P. poll at some point in 10 of the past 11 seasons.

Entering the first week of College Football Playoff rankings, the Cowboys are one of only five teams to be ranked in every set of CFP rankings since the beginning of 2015, joining Alabama, Clemson, Oklahoma and Ohio State. Baylor is not ranked in the A.P. or coaches polls.

## THE SERIES

Saturday's game marks the 37th meeting between Oklahoma State and Baylor, with OSU holding a 20-16 all-time advantage in the series. OSU has won 17 of the past 22 matchups, including last year's game in Stillwater, 59-16. OSU has also won six of the past 10 meetings in Waco, but BU holds a 9-6 all-time advantage in games played in Waco. OSU's last victory in Waco was a 34-7 win during the 2009 season.

Coach Mike Gundy is 8-5 in his career against Baylor, while BU coach Matt Rhule is 0-1 against OSU.

## OKLAHOMA STATE FROM A DISTANCE

Oklahoma State is 5-3 on the season and is coming off of a primetime upset win over No. 6 Texas in Stillwater last weekend. The Cowboys were 38-35 winners and earned the seventh career win over an A.P. top-10 opponent for Mike Gundy.

The Cowboys are ranked No. 11 nationally in total offense after eight games and have been led by junior running back Justice Hill, senior quarterback Taylor Cornelius and sophomore wide receiver Tylan Wallace.

Wallace had the best game of his career thus far against UT, finishing with 222 receiving yards to mark the eighth-highest total in OSU history and the second-most by an OSU underclassman. According to ESPN Stats and Info, Wallace caught six passes thrown at least 15 yards down the field to tie for the most such catches by an FBS player in a game this season. It also marked the fifth 100-yard effort of Wallace's season and career, ranking 10th in OSU history for both.

Cornelius ranks among the FBS top 10 in passing yards, yards per attempt and completion, and points responsible for. He had arguably his best career game last week as well, throwing for 321 yards and three touchdowns with no interceptions on 23-for-34 passing. He also added a pair of rushing scores and the game-clinching first down run on OSU's final drive.

Hill ranks among the best running backs in college football. He leads all Power Five non-seniors with 3,385 career rushing yards and he averages 100 rushing yards per game during his career to rank No. 4 among all active players.

The Cowboys have made their living up front defensively this season, leading the nation with 3.88 sacks per game and ranking 12th nationally with 8.0 tackles for loss per game. Jordan Brailford has been the biggest contributor, ranking third in FBS with 1.13 sacks per game. On the back end, cornerback A.J. Green made a name for himself last week after holding UT's 6-foot-6 Collin Johnson scoreless for the first time in his last four games, and keeping him to five catches on 13 targets in the game. Rodarius Williams is on the other side and ranks fourth in the conference and first on the team with eight pass breakups this season.

## WEEKLY MEDIA CALENDAR

**29**

**Monday**

10:20 a.m. CT  
Mike Gundy on  
Big 12 Coaches  
Teleconference

12 p.m. CT  
Mike Gundy  
Media Luncheon

**30**

**Tuesday**

5:15 p.m. CT  
Players  
available after  
practice at the  
Sherman E.  
Smith Training  
Facility

**31**

**Wednesday**

No availability  
except for  
network TV

**1**

**Thursday**

No availability

**2**

**Friday**

No availability

**3**

**Saturday**

11 a.m. CT  
OSU at  
Baylor





# GAME NOTES

## Oklahoma State Leaders

<b>Rushing</b>	<b>Att</b>	<b>Net</b>	<b>TD</b>
Justice Hill	135	776	7
Chuba Hubbard	35	264	2
Taylor Cornelius	71	213	6
J.D. King	37	136	0

<b>Passing</b>	<b>C-A-I</b>	<b>Yds</b>	<b>TD</b>
Taylor Cornelius	157-261-8	2,335	19

<b>Receiving</b>	<b>Rec</b>	<b>Yds</b>	<b>TD</b>
Tylan Wallace	50	940	6
Tyron Johnson	21	405	3
Dillon Stoner	20	248	1
Landon Wolf	18	243	2

<b>Tackles</b>	<b>Solo</b>	<b>Asst.</b>	<b>Total</b>
Justin Phillips	43	18	61
Calvin Bundage	30	18	46
Malcolm Rodriguez	25	20	45

<b>Tackles for Loss</b>	<b>No.</b>	<b>Yds</b>
Jordan Brailford	14.5	62
Calvin Bundage	8.0	19

<b>Interceptions</b>	<b>No.</b>	<b>Yds</b>
Four tied	1	-

## Baylor Leaders

<b>Rushing</b>	<b>Att</b>	<b>Net</b>	<b>TD</b>
JaMycal Hasty	64	338	3
John Lovett	51	253	3
Trestan Ebner	36	209	0
Jalen Hurd	27	132	3

<b>Passing</b>	<b>C-A-I</b>	<b>Yds</b>	<b>TD</b>
Charlie Brewer	153-253-6	1,820	10

<b>Receiving</b>	<b>Rec</b>	<b>Yds</b>	<b>TD</b>
Jalen Hurd	50	660	3
Denzel Mims	37	558	4
Chris Platt	24	295	1
JaMycal Hasty	22	147	1

<b>Tackles</b>	<b>Solo</b>	<b>Asst.</b>	<b>Total</b>
Clay Johnston	28	14	42
Chris Miller	25	10	35
Terrel Bernard	17	17	34

<b>Tackles for Loss</b>	<b>No.</b>	<b>Yds</b>
James Lynch	8.0	53
Greg Roberts	5.5	24

<b>Interceptions</b>	<b>No.</b>	<b>Yds</b>
Five tied	1	-



## LAST MEETING

Oct. 14, 2017 | Stillwater, Okla.  
Attendance: 56,790 | TV: FS1

**BAYLOR**

**16**

**OKLAHOMA STATE** 14/14

**59**

Captains: Zach Crabtree, Darrion Daniels, Justin Phillips, Cole Walterscheid

Score by Quarters	1	2	3	4	Score
Baylor	7	3	6	0	16
Oklahoma State	7	28	10	14	59

### Scoring Summary

**1st** 08:23 BU Ebner,Trestan 0 yd fumble recovery (Martin kick)  
12:75 6:37, BU 7 - OSU 0  
03:06 OSU Ateman 38 yd pass from Rudolph (Ammendola kick)  
6:52 2:42, BU 7 - OSU 7  
**2nd** 14:44 OSU McCleskey 25 yd pass from Rudolph (Ammendola kick)  
6:50 1:13, BU 7 - OSU 14  
09:18 BU Martin,Connor 38 yd field goal  
11:55 5:26, BU 10 - OSU 14  
08:43 OSU Hill, Justice 79 yd run (Ammendola kick)  
2:50 0:35, BU 10 - OSU 21  
05:14 OSU Rudolph, Mason 1 yd run (Ammendola kick)  
7:51 2:18, BU 10 - OSU 28  
00:37 OSU King, J.D. 1 yd run (Ammendola kick)  
8:59 2:21, BU 10 - OSU 35  
**3rd** 11:47 BU Martin,Connor 40 yd field goal  
10:51 2:52, BU 13 - OSU 35  
09:24 OSU Ammendola, Matt 40 yd field goal  
10:52 2:23, BU 13 - OSU 38  
06:56 BU Martin,Connor 29 yd field goal  
8:56 2:28, BU 16 - OSU 38  
06:24 OSU Washington 68 yd pass from Rudolph (Ammendola kick)  
2:75 0:32, BU 16 - OSU 45  
**4th** 14:55 OSU Washington, James 2 yd run (Ammendola kick)  
13:74 4:26, BU 16 - OSU 52  
10:37 OSU Cornelius, Taylor 40 yd run (Ammendola kick)  
3:59 1:27, BU 16 - OSU 59

	<b>BAY</b>	<b>OSU</b>
FIRST DOWNS	22	29
RUSHES-YARDS (NET)	46-219	38-276
PASSING YDS (NET)	168	471
Passes Att-Comp-Int	36-14-2	33-20-0
TOTAL OFFENSE PLAYS-YARDS	82-387	71-747
Fumble Returns-Yards	0-0	0-0
Punt Returns-Yards	0-0	2-0
Kickoff Returns-Yards	6-85	3-62
Interception Returns-Yards	0-0	2-15
Punts (Number-Avg)	5-46.0	1-54.0
Fumbles-Lost	3-1	2-2
Penalties-Yards	5-39	5-40
Possession Time	35:39	24:21
Third-Down Conversions	7 of 18	5 of 9
Fourth-Down Conversions	0 of 2	1 of 2
Red-Zone Scores-Chances	3-3	4-4
Sacks By: Number-Yards	0-0	1-8

**RUSHING:** Baylor-Williams,Ter. 10-95; Lovett,John 11-62; Ebner,Trestan 9-37; Brewer,Charlie 5-21; Hasty,JaMycal 6-15; Smith,Zach 4-minus 5; Mims,Denzel 1-minus 6. Oklahoma State-Hill, Justice 14-117; Cornelius, Taylor 3-66; King, J.D. 9-47; Brown, LD 2-19; Wilson, JaRon 6-14; Rudolph, Mason 3-11; Washington, James 1-2.

**PASSING:** Baylor-Smith,Zach 11-28-1-127; Brewer,Charlie 3-7-1-41; Nicholson, Tony 0-1-0-0. Oklahoma State-Rudolph, Mason 19-31-0-459; Cornelius, Taylor 1-2-0-12.

**RECEIVING:** Baylor-Nicholson, Tony 4-57; Stricklin,Pooh 3-41; Feuerbacher,J. 2-25; Mims,Denzel 2-20; Jaynes,Tyler 1-12; Holmes,Gavin 1-12; Lovett,John 1-1. Oklahoma State-Washington, James 6-235; Ateman, Marcell 4-119; McCleskey,Jalen 4-49; Johnson, Tyron 3-39; Alexander, Tyrell 1-12; Lacy, Chris 1-10; Hill, Justice 1-7.

**INTERCEPTIONS:** Baylor-None. Oklahoma State-Akem, Gyasi 1-15; Mwaniki, Thabo 1-0.

**FUMBLES:** Baylor-Smith,Zach 2-1; Williams,Ter. 1-0. Oklahoma State-McCleskey,Jalen 1-1; Washington, James 1-1.

## AN OKLAHOMA STATE WIN WOULD...

- Make OSU bowl eligible for its 13th consecutive season, extending a school record. The streak is also the 10th-longest active bowl streak in the nation.
- Make OSU 63-10 in its last 73 games vs. unranked opponents, dating back to 2010.
- Improve OSU to 18-5 in its last 23 matchups with Baylor.
- Give OSU wins in seven of its past 11 trips to Waco.
- Give OSU two straight wins over Baylor, marking its first time to do so since the Cowboys won six straight from 2006-11.
- Improve the Cowboys to 24-7 in their last 31 games and 38-12 in their last 50 games overall.
- Make the Cowboys 21-16 all-time vs. Baylor.
- Improve Mike Gundy's career record vs. Baylor to 9-5
- Improve Mike Gundy's record in Big 12 games to 72-45.
- Make OSU 7-1 in its past eight true road games and 17-3 in its past 20 true road games.
- Improve the Cowboys to 53-24 in Big 12 Conference games since 2010.

## NOTABLE STREAKS AND TRENDS ENTERING THE GAME

- Oklahoma State has won 23 of its last 30 games overall.
- OSU is 16-3 in its last 19 games decided by less than 10 points.
- OSU has won 20 of its last 21 games when leading at halftime, dating to Sept. 17, 2016.
- Justice Hill has a rushing touchdown in 12 of his last 14 games.
- Justice Hill has rushed for at least 100 yards in four of eight games this season, in 11 of his last 18 games and in 15 of his last 25 games.
- Matt Ammendola has made 23 of his last 26 field goal attempts, and 25 of his last 29 tries.
- OSU has won three straight overtime games.
- OSU has had at least one 100-yard receiver in 10 of its last 13 games.
- OSU has had a 100-yard rusher in 13 of its last 22 games.
- OSU has outrushed its opponent in 16 of its last 22 games and in 18 of its last 25 games.
- Oklahoma State has won 37 of its last 49 games overall, dating back to the end of the 2014 season.
- OSU has forced at least one turnover in 33 of its last 35 games and in 42 of the last 45 games, dating to 2015.
- Dating back to 2005, the Cowboys have won 35 of their last 37 games when not committing a turnover.
- Dating back to 2008, the Cowboys have won 58 of their last 63 games when winning the turnover battle.
- Dillon Stoner has at least one catch in each of his last 20 games.



# GAME NOTES

## COWBOYS IN CLOSE GAMES

Success in close games has been part of Mike Gundy's career success. A look at how the Cowboys have fared in close games (less than 10 points separating the final score) during his head coaching career, which spans from 2005 to the present:

### 2005

Montana State	W	15-10
Missouri	L	31-38
No. 13 Texas Tech	W	24-17

### 2006

at Houston	L	25-34
at Kansas State	L	27-31
No. 23 Texas A&M	L	33-34 (OT)
at Texas Tech	L	24-30
No. 13 Oklahoma	L	21-27
Alabama (Independence Bowl)	W	34-31

### 2007

Texas Tech	W	49-45
at Texas A&M	L	23-24
No. 25 Kansas State	W	41-39
No. 14 Texas	L	35-38

### 2008

at No. 3 Missouri	W	28-23
at No. 1 Texas	L	24-28

### 2009

at Texas A&M	W	36-31
Texas Tech	W	24-17
Colorado	W	31-28

### 2010

Troy	W	41-38
Texas A&M	W	38-35
No. 14 Oklahoma	L	41-47

### 2011

at No. 8 Texas A&M	W	30-29
No. 17 Kansas State	W	52-45
at Iowa State	L	31-37 (OT)
No. 4 Stanford (Fiesta Bowl)	W	41-38 (OT)

### 2012

No. 12 Texas	L	36-41
at Kansas	W	20-14
at No. 14 Oklahoma	L	48-51 (OT)
at Baylor	L	34-41

### 2013

at West Virginia	L	21-30
Kansas State	W	33-29
No. 18 Oklahoma	L	24-33

### 2014

vs. No. 1 Florida State	L	31-37
at Kansas	W	27-20
at No. 18 Oklahoma	W	38-35 (OT)
Washington (Cactus Bowl)	W	30-22

### 2015

at Texas	W	30-27
Kansas State	W	36-34
at West Virginia	W	33-26 (OT)
at Iowa State	W	35-31

### 2016

Central Michigan	L	27-30
Pittsburgh	W	45-38
Iowa State	W	38-31
at Kansas State	W	43-37
Texas Tech	W	45-44

### 2017

Texas Tech	W	41-34
at Texas	W	13-10 (OT)
at No. 24 Iowa State	W	49-42
Kansas State	L	40-45
vs. No. 22 Virginia Tech (CW Bowl)	W	30-21

### 2018

Iowa State	L	42-48
No. 6 Texas	W	38-35

## Team and Player Notes

### WIN INDICATORS

There are many things that factor into whether a team wins a game or not, but a long-term look at the trends during Mike Gundy's tenure at Oklahoma State shows that winning the turnover battle and winning the run game are two of the easiest ways to predict an OSU victory.

Since 2005, when the Cowboys win the turnover battle, they are 68-8 (89.5 pct.). They are 34-2 (94.4 pct.) in games when they commit zero turnovers. OSU is 90-21 under Gundy when outrushing the opponent (81.1 pct.) and is 39-5 when holding the opponent under 100 yards on the ground (88.6 pct.).

History also shows that OSU is tough to beat when it takes a lead into halftime, as the Cowboys are 94-8 when leading at intermission under Gundy (92.2 pct.).

### COWBOYS IN CLOSE GAMES

One of the best marks of a great program is finding a way to win when the game is close at the end. Under Mike Gundy, the Cowboys have excelled in that area.

Dating back to the 2014 season, OSU is 16-3 in its last 19 games decided by less than 10 points, including a streak of three straight overtime wins and last week's 38-35 win over No. 6 Texas. That kind of consistency in pressure situations plays a large part in OSU's success. Going back to the beginning of the Gundy era, OSU is 32-20 in games decided by less than 10 points.

### GAME 9 TALKING POINTS - OFFENSE

► Quarterback Taylor Cornelius had arguably the best game of his career last week in OSU's win over No. 6 Texas. The senior first-year starter passed for 321 yards and three touchdowns with no interceptions on 23-of-34 passing. He added a pair of rushing scores, including the game-clinching touchdown on a third and goal in the final quarter and the game-clinching first down on a third down rush on the final possession of the game. It was his fourth 300-yard passing game of the season, as well as the fourth-highest passing total ever by an OSU quarterback against Texas.

► Through eight games as OSU's starter, Cornelius has passed for 2,335 yards to rank No. 10 in FBS this season. Many of them have come via chunk plays, as his 41 completions of at least 20 yards leads all Power Five players and ranks No. 2 in FBS. He's also among the top 15 in several other FBS stats, including yards per attempt and points responsible for.

► Sophomore receiver Tylan Wallace also had the best outing of his career last week, finishing with 222 receiving yards and a pair of touchdowns on 10 catches. It was the eighth-most receiving yards in a game in OSU history and the second-most by an OSU underclassman. It is the seventh-highest single game total for any player in the country this season.

► Wallace's 17 catches of at least 20 yards this year ranks first among all Power Five players and No. 2 in FBS. He ranks fourth nationally in both receiving yards (940) and receiving yards per game (117.5). His five games with at least 100 yards this season are 10th in school history in a season and a career.

► The OSU offensive line has made vast improvement over the past few weeks. For comparison's sake, the Cowboys averaged just 2.9 yards per carry against Iowa State and gave up seven sacks a mere three weeks ago, and in last week's win over Texas, OSU averaged more than four yards per carry in the first half and gave up three sacks in the game.

► Doak Walker Award candidate Justice Hill is widely considered one of the best running backs in college football. He recently set a Big 12 running back record at 12 consecutive games with a rushing touchdown and has 17 career games with at least 100 rushing yards. His 3,385 career rush yards ranks sixth among active players and first among Power Five non-seniors, and his 99.6 career rushing yards per game average ranks fourth among all active FBS players.

### OFFENSIVE SUCCESS

Throughout Mike Gundy's tenure, OSU has been known for offensive success. Despite losing national award winners and having coaching changes and injuries, Gundy has found a way to put together elite offenses year in and year out, and the evidence is in the numbers.

In the past eight seasons, Oklahoma State has ranked among the top four nationally in total offense four times, including being ranked No. 2 nationally last season. Gundy's teams have been ranked among the top 16 nationally in total offense eight times during his 13 seasons as head coach.



## GAME NOTES

### GO BIG OR GO HOME: CORNELIUS TO WALLACE

Oklahoma State's offense is averaging 494.1 yards per game to rank No. 11 nationally, and it's remarkable how it's gotten there. OSU has run 595 offensive plays this season for 3,953 yards. Of that total, 2,034 (51.5 percent) have come from 62 plays of 20 yards or more. That means more than half of the Cowboys' offensive output has come from just 10.4 percent of its offensive snaps. That kind of big-play production is among the national leaders, as OSU's 62 plays of 20-plus yards this leads the nation. Here's a look at how OSU compares to the FBS leaders in 20-plus yard offensive plays:

Rank	Team	Games	20+ yd plays
1.	<b>Oklahoma State</b>	<b>8</b>	<b>62</b>
2.	Alabama	8	61
2.	Houston	8	61
2.	Mississippi	8	61
5.	Memphis	8	59
6.	Oklahoma	8	58
7.	North Texas	9	56

OSU has done it with both rushing and receiving, as the Cowboys rank No. 7 nationally with 42 passing plays of 20-plus yards and No. 11 nationally with 20 rushing plays of 20-plus yards.

Taylor Cornelius has played a leading role in those chunk plays. Here's where he ranks among national leaders in 20-plus yard passing plays:

Rank	Player	School	Class	Games	20+ yd passes
1.	Mason Fine	N. Texas	JR	9	44
2.	<b>Taylor Cornelius</b>	<b>Okla. St.</b>	<b>SR</b>	<b>8</b>	<b>41</b>
3.	Cole McDonald	Hawai'i	SO	9	40
4.	Stephen Calvert	Liberty	JR	7	39
4.	Blake LaRussa	ODU	JR	8	39
4.	Jordan Ta'amu	Miss	SR	8	39
7.	Tua Tagovailoa	Alabama	SO	8	38

Tylan Wallace has been his main target and is also No. 2 among national leaders in long catches:

Rank	Player	School	Class	Games	20+ yd catches
1.	Travis Fulgham	ODU	SR	9	18
2.	<b>Tylan Wallace</b>	<b>Okla St</b>	<b>SO</b>	<b>8</b>	<b>17</b>
2.	Andy Isabella	U Mass	SR	9	17
4.	Antoine Wesley	Texas Tech	JR	8	16

### HILL AMONG THE NCAA'S ACTIVE CAREER RUSHING LEADERS

Justice Hill is firmly established as one of the nation's best running backs, and the stats solidify the claim. A look at where he ranks among active FBS players in terms of career rushing yards, and it should be noted that as a junior, he has one less year of competition than most of those ahead of him:

Rk	Name	Class	Pos.	GM	Rush	TD	Yards
1.	Myles Gaskin, Washington	Sr.	RB	47	825	50	4,678
2.	Devin Singletary, Fla. Atlantic	Jr.	RB	34	619	59	3,778
3.	Jalin Moore, Appalachian St.	Sr.	RB	42	582	33	3,570
4.	Bryce Love, Stanford	Sr.	RB	45	496	27	3,546
5.	Marquis Young, Massachusetts	Sr.	RB	44	637	25	3,387
6.	<b>Justice Hill, Oklahoma St.</b>	<b>Jr.</b>	<b>RB</b>	<b>34</b>	<b>609</b>	<b>28</b>	<b>3,385</b>
7.	Benny Snell Jr., Kentucky	Jr.	RB	34	627	41	3,359

He's even better when it comes to active career leaders in rushing yards per game. A look at the list:

Rk	Name	Class	Pos.	GM	Rush	Yds.	TD	Avg.
1.	Jonathan Taylor, Wisconsin	So.	RB	22	480	3,132	21	142.4
2.	AJ Dillon, Boston College	So.	RB	19	438	2,390	21	125.8
3.	Devin Singletary, Fla. Atlantic	Jr.	RB	34	619	3,778	59	111.1
4.	<b>Justice Hill, Oklahoma St.</b>	<b>Jr.</b>	<b>RB</b>	<b>34</b>	<b>609</b>	<b>3,385</b>	<b>28</b>	<b>99.6</b>
5.	Myles Gaskin, Washington	Sr.	RB	47	825	4,678	50	99.5

### SCORING MACHINE

Oklahoma State has piled up points in a big way in recent years. The highest-scoring games of the Mike Gundy era:

#### 60 OR MORE POINTS IN A GAME

Date	Opponent	Result	Score
9/1/2012	Savannah State	W	84-0
10/8/2011	Kansas	W	70-28
10/31/2015	at Texas Tech	W	70-53
9/19/2015	UTSA	W	69-14
11/12/2011	at Texas Tech	W	66-6
11/11/2006	Baylor	W	66-24
9/4/2010	Washington State	W	65-17
9/15/2012	Louisiana	W	65-24
9/18/2010	Tulsa	W	65-28
9/3/2016	Southeastern Louisiana	W	61-7
9/3/2011	Louisiana	W	61-34

#### 50-59 POINTS IN A GAME

Date	Opponent	Result	Score
9/14/2013	Lamar	W	59-3
10/14/2017	Baylor	W	59-16
11/1/2008	Iowa State	W	59-17
9/16/2017	at Pittsburgh	W	59-21
11/17/2012	No. 23 Texas Tech	W	59-21
8/31/2017	Tulsa	W	59-24
10/29/2011	Baylor	W	59-24
9/17/2011	at Tulsa	W	59-33
10/24/2015	Kansas	W	58-10
8/30/2018	Missouri State	W	58-17
11/25/2017	Kansas	W	58-17
1/1/2013	vs. Purdue+	W	58-21
10/26/13	at Iowa State	W	58-27
9/13/2008	Missouri State	W	57-13
9/26/2009	Grambling State	W	56-6
10/4/2008	Texas A&M	W	56-28
9/7/2013	at UTSA	W	56-35
9/6/2008	Houston	W	56-37
9/8/2018	South Alabama	W	55-13
9/27/2008	Troy	W	55-24
11/6/2010	No. 22 Baylor	W	55-28
11/10/2012	West Virginia	W	55-34
10/8/2010	at Louisiana	W	54-28
9/2/2006	Missouri State	W	52-10
11/2/2013	at No. 15 Texas Tech	W	52-34
11/5/2011	No. 17 Kansas State	W	52-45
11/4/2017	No. 11 Oklahoma	L	52-62
10/28/2017	at No. 22 West Virginia	W	50-39

#### 40-49 POINTS IN A GAME

Date	Opponent	Result	Score
11/23/2013	No. 3 Baylor	W	49-17
11/7/2015	No. 5 TCU	W	49-29
10/1/2016	No. 22 Texas	W	49-31
12/31/2007	vs. Indiana#	W	49-33
11/11/2017	at No. 24 Iowa State	W	49-42
9/22/2007	Texas Tech	W	49-45
9/16/2006	Florida Atlantic	W	48-8
11/20/2010	at Kansas	W	48-14
9/29/2018	at Kansas	W	48-28
11/24/2012	at No. 14 Oklahoma	L-ot	48-51
11/17/2007	at Baylor	W	45-14
10/13/2007	at Nebraska	W	45-14
10/22/2011	at Missouri	W	45-24
9/25/2014	Texas Tech	W	45-35
9/17/2016	Pitt	W	45-38
11/12/2016	Texas Tech	W	45-44
9/8/2017	at South Alabama	W	44-7
12/3/2011	No. 13 Oklahoma	W	44-10
10/22/2016	at Kansas	W	44-20
9/15/2018	No. 17 Boise State	W	44-21
9/13/2014	UTSA	W	43-13
11/5/2016	at Kansas State	W	43-37
11/9/2013	Kansas	W	42-6
9/8/2007	Florida Atlantic	W	42-6
10/14/2006	at Kansas	W	42-32
10/6/2018	Iowa State	L	42-48
9/19/2009	Rice	W	41-24
10/28/2006	No. 20 Nebraska	W	41-29
9/30/2017	at Texas Tech	W	41-34
1/2/2012	No. 4 Stanford \$	W-ot	41-38
9/11/2010	Troy	W	41-38
10/20/2007	No. 25 Kansas State	W	41-39
11/27/2010	No. 14 Oklahoma	L	41-47
10/23/2010	No. 14 Nebraska	L	41-51
11/29/2008	No. 3 Oklahoma	L	41-61
9/6/2014	Missouri State	W	40-23
11/18/2017	Kansas State	L	40-45

# Insight Bowl, \$ Fiesta Bowl, + Heart of Dallas Bowl





## GAME NOTES

### SITUATIONAL RECORDS

	2018	Gundy Era
Home	4-2	67-24
Away	1-1	42-27
Neutral	0-0	11-5
Natural Grass	0-0	15-16
Artificial Turf	5-3	104-40
Day Games	2-1	67-29
Night Games	3-1	51-26
vs. Ranked Opponents	2-0	25-31
August	1-0	4-1
September	3-1	42-11
October	1-2	37-15
November	0-0	27-22
December	0-0	6-4
January	0-0	3-3
Leading at Halftime	5-1	94-8
Trailing at Halftime	0-2	20-44
Tied at Halftime	0-0	5-4
Scoring First	4-3	82-26
Opponent Scoring First	1-0	37-30
Score < 20 Points	0-2	2-15
Score 20+ Points	5-1	115-41
Score 30+ Points	5-1	105-22
Score 40+ Points	4-1	69-7
Opponent Scores < 20 Points	2-0	56-0
Opponent Scores 20+ Points	3-3	62-55
Opponent Scores 30+ Points	1-3	30-48
Opponent Scores 40+ Points	0-2	5-31
Gain < 20 First Downs	1-2	18-25
Gain 20+ First Downs	4-1	100-31
Opponent Gains < 20 First Downs	3-0	58-13
Opponent Gains 20+ First Downs	2-3	61-43
More Rushing Yards Than Opponent	5-0	90-21
Fewer Rushing Yards Than Opponent	0-3	29-35
Rush For < 100 Yards	0-0	12-12
Rush For 100+ Yards	5-3	107-44
Opponent Rushes For < 100 Yards	2-0	39-5
Opponent Rushes For 100+ Yards	3-3	80-51
More Passing Yards Than Opponent	4-1	82-20
Fewer Passing Yards Than Opponent	1-2	37-36
Pass For < 200 Yards	0-1	19-20
Pass For 200+ Yards	5-2	100-36
Opponent Passes For < 200 Yards	2-1	43-10
Opponent Passes For 200+ Yards	3-2	76-46
Pass For < 300 Yards	1-3	56-36
Pass For 300+ Yards	4-0	60-19
Opponent Passes For < 300 Yards	4-1	92-28
Opponent Passes For 300+ Yards	1-2	26-27
More Total Yards Than Opponent	5-0	95-13
Fewer Total Yards Than Opponent	0-3	24-42
Gain < 300 Total Yards	0-0	3-11
Gain 300+ Total Yards	5-3	116-45
Opponent Gains < 300 Total Yards	2-0	29-1
Opponent Gains 300+ Total Yards	3-3	90-55
Commit No Turnovers	2-0	34-2
Win Turnover Battle	1-0	67-8
Equal Turnovers As Opponent	3-2	32-14
Lose Turnover Battle	1-1	19-34
Commit < 6 Penalties	2-0	52-30
Commit 6+ Penalties	3-3	67-26
3rd Down % < 25	1-1	6-18
3rd Down % 25-49	1-2	59-27
3rd Down % 50+	3-0	54-11
Opponent 3rd Down % < 25	2-0	29-3
Opponent 3rd Down % 25-49	2-1	74-32
Opponent 3rd Down % 50+	1-2	16-21
Trail Time of Possession	2-2	68-44
Lead Time of Possession	3-1	51-12

### GAME 9 TALKING POINTS - DEFENSE

- Cornerback A.J. Green drew national attention for his performance against Texas receiver Collin Johnson last week. Manned up on Johnson for the majority of OSU's 38-35 win, Green allowed him to catch just five passes on 13 targets. He also held Green out of the end zone for the first time in his past four games. Green finished with a game-high two pass break ups.
- Sophomore safety Malcolm Rodriguez returned to the starting lineup last week after playing in a reserve role each of the past three games. He responded by posting a game-high and career-best 11 tackles and played a vital role in OSU's win over No. 6 Texas.
- The most impressive aspect of the Cowboy defense this season is its ability to get to the quarterback. Through eight games, OSU has totaled 31 sacks to lead the nation - two more than second place UAB. OSU also has the national lead when it comes to sacks per game at 3.88 per contest, while the next-best sits at 3.63 per game.
- Defensive end Jordan Brailford has led the charge, as his 1.13 sacks per game and 9.0 sacks this season both rank No. 3 nationally and lead the Big 12. He also leads the Big 12 and ranks No. 5 in FBS with 1.8 TFL per game. Jarrell Owens has added 4.0 sacks of his own and Mike Scott has 3.0 sacks on the year.
- OSU held Texas to five three-and-outs last week, keeping true to its average of forcing 5.25 opponent three-and-outs per game.
- The Cowboys also rank No. 12 in FBS with 8.0 team tackles for loss per game. While sacks contribute to the tackles for loss totals, the OSU defense has an additional 33 tackles for loss outside of those sacks.

### SACK ATTACK

The Cowboys rank No. 1 in FBS in sacks and sacks per game this season. A look at the leaders:

Rk	Team	G	W-L	Sacks	Sack Yds	Avg
1.	Oklahoma St. (Big 12)	8	5-3	31	180	3.88
2.	UAB (C-USA)	8	7-1	29	171	3.63
3.	North Texas (C-USA)	9	7-2	28	200	3.11
	Penn St. (Big Ten)	8	6-2	28	183	3.50
	Boston College (ACC)	8	6-2	28	175	3.50
6.	Northern Ill. (MAC)	8	5-3	27	185	3.38
7.	Clemson (ACC)	8	8-0	26	159	3.25
	Alabama (SEC)	8	8-0	26	153	3.25
	Troy (Sun Belt)	8	6-2	26	191	3.25
	Ohio St. (Big Ten)	8	7-1	26	171	3.25

### BRAILFORD FOR ALL-AMERICAN

Defensive end Jordan Brailford is putting together a season worthy of All-America consideration. He has led the nation in sacks for much of the year and is currently No. 3 at 1.13 sacks per game. He also ranks No. 5 nationally with 1.8 tackles for loss per game and is in the running to set school records for both. He has been one of OSU's most disruptive players on the field in every game and is becoming a household name in the Big 12.

A look at how he compares among the national leaders in total sacks:

Rk	Player, School	Class	Pos.	Games	Solo	Asst	Yds	Total	Avg./Game
1.	Jaylon Ferguson, Louisiana Tech	Sr.	DL	8	9	3	79	10.5	1.31
2.	Josh Allen, Kentucky	Sr.	LB	8	10	0	65	10.0	1.25
3.	Jordan Brailford, Oklahoma St.	Jr.	DL	8	9	0	50	9.0	1.13
	Wyatt Ray, Boston College	Sr.	DL	8	8	2	58	9.0	1.13
	Brian Burns, Florida St.	Jr.	DL	8	8	2	85	9.0	1.13
	Carter Coughlin, Minnesota	Jr.	DL	8	9	0	48	9.0	1.13

Here's how he stacks up in total tackles for loss:

Rk	Player	Cl	Pos	G	Solo	Asst	Yds	Total	Avg./Game
1.	Nate Harvey, East Carolina	Sr.	DL	7	17	3	77	18.5	2.6
2.	Colin Schooler, Arizona	So.	LB	9	14	4	40	16.0	1.8
3.	E.J. Ejiya, North Texas	Sr.	LB	9	12	7	63	15.5	1.7
4.	Jordan Brailford, Oklahoma St.	Jr.	DL	8	14	1	62	14.5	1.8
	Oshane Ximines, Old Dominion	Sr.	DL	9	13	3	67	14.5	1.6
	Jaylon Ferguson, Louisiana Tech	Sr.	DL	8	13	3	92	14.5	1.8
	Josh Allen, Kentucky	Sr.	LB	8	14	1	76	14.5	1.8
8.	Jonathan Garvin, Miami (FL)	So.	DL	8	7	14	56	14.0	1.8
	Gerald Willis III, Miami (FL)	Sr.	DL	8	11	6	36	14.0	1.8
	Chase Hansen, Utah	Sr.	LB	8	12	4	60	14.0	1.8



## GAME NOTES

### BLOCK PARTY - NATIONAL LEADERS IN BLOCKED KICKS SINCE 2013

Oklahoma State has earned a reputation for its ability to block kicks. Here are the national team leaders in blocked kicks since the beginning of the 2013 season:

1. <b>Oklahoma State</b>	<b>23</b>
BYU	23
Temple	23
4. Rutgers	20
Southern California	20

### TURNOVER TRADITION

OSU ranks among the national leaders in turnovers forced since 2010. A look at the elite performers:

1. Houston	243
2. Oregon	240
3. <b>Oklahoma State</b>	<b>233</b>
4. Louisiana Tech	228
5. Boise State	227
6. Washington	220
7. Utah	218
8. Arkansas State	216

### NON-OFFENSIVE TDS AN OSU STAPLE

Non-offensive touchdowns have been a regular part of the Oklahoma State attack in recent years, as the Cowboys have been among the leaders in non-offensive scores since the start of the 2010 season. A closer look:

#### Non-Offensive Touchdowns, NCAA Leaders Since 2010

1. Alabama	51
2. Utah	46
3. Oregon	45
4. <b>Oklahoma State</b>	<b>44</b>
TCU	44
6. Houston	43
7. Florida	42
8. Kansas State	39
Ohio State	39
10. Arizona State	36

### NOTING AMMENDOLA

OSU placekicker Matt Ammendola has hit 23 of his past 26 field goal attempts. He averages 1.5 made field goals per game and scores an average of 9.3 points per game to rank second in the Big 12 in each category.

Ammendola quietly became one of the better kickers in the country last season. He led the nation in scoring by a kicker with 139 points after making 23 of 29 field goal attempts and all 70 PAT attempts.

He's also a two-time first team academic all-conference honoree and on the watch list for the 2018 Lou Groza Collegiate Place-Kicker Award. He holds a career field goal rate of 80 percent, which ranks third in OSU history and No. 17 among all active FBS players.

### COWBOY GRADS

Academics has always been a point of emphasis for OSU coach Mike Gundy. The 2018 Cowboy roster includes seven players who have already earned their degrees:

Britton Abbott – Management (Dec. 2017), Marketing (May 2018)  
 Taylor Cornelius – Management (May 2018), Marketing (May 2018)  
 Matt Hockett – Zoology/Pre-Medical Sciences (May 2018)  
 Cole Walterscheid – Management (Dec. 2017)  
 Larry Williams – University Studies/Education (Dec. 2017)  
 Dru Brown – Communications (From Hawai'i in 2018)  
 Kemah Siverand – University Studies/Business (From Texas A&M in 2018)

### TEXAS IS COWBOY COUNTRY

The OSU roster includes 47 native Texans. No Power Five school outside of the Lone Star State has more. The list of Power Five schools outside of Texas with the most native Texans:

1. <b>Oklahoma State</b>	<b>47</b>
2. Oklahoma	41
3. Kansas	35
4. Kansas State	22

### OKLAHOMA STATE COWBOY RADIO NETWORK AFFILIATES

Ada	KTLS	106.5 FM
Altus	KWHW	1450 AM
Ardmore	KYNZ	107.1 FM
Anadarko	KACO	98.5 FM
Bartlesville	KWON	1400 AM
Blackwell	KOKB	1580 AM
Broken Bow	KKBI	106.1 FM
Cordell/Sayre	KKZU	101.7 FM
Enid	KNID	107.1 FM
Frederick	KTAT	1570 AM
Grove	KGVE	99.3 FM
Hobart	KTJS	1420 AM
Hugo	KMMY	96.5 FM
Lawton	KMGZ	97.3 FM
Lawton	KMGZ	95.3 FM
McAlester	KTMC	105.1 FM
Oklahoma City	KXXY	96.1 HD2
Ponca City	WBBZ	1230 AM
Sallisaw	KXMX	105.1 FM
Shawnee	KGFF	1450 AM
Shawnee	KGFF	100.9 FM
Stillwater	KSPI	93.7 FM
Tahlequah	KEOK	102.1 FM
Tulsa	KFAQ	1170 AM
Weatherford	KWEY	1590 AM
Weatherford	KWEY	95.5 FM
Woodward	KMZE	92.1 FM

### MIKE GUNDY RADIO SHOW

Mike Gundy's radio show airs live throughout most Cowboy Radio Network affiliates from 6-7 p.m. CT on the following dates:

Monday, August 28  
 Monday, September 4  
 Monday, September 11  
 Monday, September 18  
 Monday, September 25  
 Monday, October 8  
 Monday, October 15  
 Monday, October 22  
 Monday, October 29  
 Monday, November 5  
 Monday, November 12  
 Monday, November 19

### MIKE GUNDY TV SHOW

Mike Gundy's television show, Cowboy Football Roundup, airs on Fox Sports Oklahoma at 5 p.m. each Wednesday. Hosted by Dave Hunziker, the show includes highlights and analysis delivered by Gundy, plus feature segments.



# OSU RECORDS WATCH

## CAREER RECORDS

### RUSHING ATTEMPTS

1.	989	Thurman Thomas (989-5001)	1984-87
2.	871	Terry Miller (871-4754)	1974-77
3.	846	David Thompson (846-4318)	1993-96
4.	740	Ernest Anderson (740-3780)	1979-83
5.	708	Kendall Hunter (708-4181)	2007-10
6.	634	Tatum Bell (634-3409)	2000-03
7.	<b>609</b>	<b>Justice Hill (609-3385)</b>	<b>2016-18</b>
8.	564	Joseph Randle (564-3085)	2010-12
9.	558	Barry Sanders (558-3797)	1986-88
10.	515	Gerald Hudson (515-2924)	1988-90

### RUSHING YARDS

1.	5001	Thurman Thomas (989-5001)	1984-87
2.	4754	Terry Miller (871-4754)	1974-77
3.	4318	David Thompson (846-4318)	1993-96
4.	4181	Kendall Hunter (708-4181)	2007-10
5.	3797	Barry Sanders (558-3797)	1986-88
6.	3780	Ernest Anderson (740-3780)	1979-83
7.	3409	Tatum Bell (634-3409)	2000-03
8.	<b>3385</b>	<b>Justice Hill (609-3385)</b>	<b>2016-18</b>
9.	3085	Joseph Randle (564-3085)	2010-12
10.	2924	Gerald Hudson (515-2924)	1988-90

### RUSHING TDS

1.	53	Barry Sanders	1986-88
2.	49	Terry Miller	1974-77
3.	47	Thurman Thomas	1984-87
4.	40	Joseph Randle	2010-12
5.	37	Kendall Hunter	2007-10
6.	34	Tatum Bell	2000-03
7.	34	Jeremy Smith	2009-13
8.	<b>28</b>	<b>Justice Hill</b>	<b>2016-18</b>
	28	Bob Fenimore	1943-46
10.	27	Desmond Roland	2011-14
	27	David Thompson	1993-96
	27	Keith Toston	2006-09

### AVERAGE YARDS/RUSH (MIN. 200 ATT.)

1.	6.80	Barry Sanders (558-3797)	1986-88
2.	5.99	Dantrell Savage (349-2092)	2006-07
3.	5.93	Andre Richardson (325-1926)	1994-96
4.	5.91	Kendall Hunter (708-4181)	2007-10
5.	5.90	Vernand Morency (451-2661)	2002-04
6.	5.76	Keith Toston (473-2725)	2006-09
7.	5.68	Gerald Hudson (515-2924)	1988-90
8.	<b>5.56</b>	<b>Justice Hill (609-3385)</b>	<b>2016-18</b>
9.	5.47	Joseph Randle (564-3085)	2010-12
10.	5.45	Terry Miller (871-4754)	1974-77

### RUSHING YARDS/GAME (MIN. 20 GAMES)

1.	118.7	Barry Sanders (32 games)	1986-88
2.	113.2	Terry Miller (42 games)	1974-77
3.	106.4	Thurman Thomas (47 games)	1984-87
4.	<b>99.6</b>	<b>Justice Hill (34 games)</b>	<b>2016-18</b>
5.	98.1	David Thompson (44 games)	1993-96
6.	97.5	Gerald Hudson (30 games)	1988-90
7.	95.1	Dantrell Savage (22 games)	2006-07
8.	92.4	Worley Taylor (24 games)	1977-80
9.	89.0	Kendall Hunter (47 games)	2007-10
10.	88.7	Vernand Morency (30 games)	2002-04

## CAREER RECORDS

### ALL PURPOSE YDS/GAME (MIN. 20 GAMES)

1.	171.4	Barry Sanders (32 games)	1986-88
2.	128.0	Thurman Thomas (47 games)	1984-87
3.	126.3	Terry Miller (42 games)	1974-77
4.	109.8	Joseph Randle (39 games)	2010-12
5.	109.1	Dantrell Savage (22 games)	2006-07
6.	108.3	Gerald Hudson (30 games)	1988-90
7.	<b>108.1</b>	<b>Justice Hill (34 games)</b>	<b>2016-18</b>
8.	107.7	Dez Bryant (28 games)	2007-09
9.	105.9	David Thompson (44 games)	1993-96
10.	103.0	Kendall Hunter (47 games)	2007-10

### 100-YARD RECEIVING GAMES

1.	21	James Washington	2014-17
2.	20	Rashaun Woods	2000-03
3.	19	Justin Blackmon	2009-11
4.	18	Hart Lee Dykes	1985-88
5.	10	Marcell Ateman	2013-17
6.	9	Dez Bryant	2007-09
7.	7	Josh Stewart	2011-13
7.	7	Adarius Bowman	2006-07
9.	6	Hermann Eben	1968-70
10.	<b>5</b>	<b>Tylan Wallace</b>	<b>2017-18</b>
	5	Jalen McCleskey	2015-18

### INTERCEPTION RETURN TDS

1.	5	Darrent Williams	2001-04
2.	3	Mark Moore	1983-86
	3	Rod Smith	1986-89
4.	<b>2</b>	<b>Justin Phillips, 7 others</b>	<b>2015-18</b>

### FUMBLES FORCED

1.	10	Stacey Satterwhite	1988-91
	10	Ricky Young	1978-81
3.	9	Curtis Boone	1978-80
	9	John Corker	1976-79
5.	7	Jason Gildon	1990-93
	7	Pete DiClemente	1978-81
	7	Dexter Manley	1979-80
	7	Shaun Lewis	2010-13
9.	6	Kenyatta Wright	1996-99
	<b>6</b>	<b>Justin Phillips</b>	<b>2015-18</b>

### FIELD GOALS MADE

1.	69	Larry Roach (69-105)	1981-84
2.	68	Ben Grogan (68-91)	2013-16
3.	57	Dan Bailey (57-72)	2007-10
4.	56	Cary Blanchard (56-77)	1987-90
5.	54	Tim Sydnies (54-80)	1996-99
6.	50	Quinn Sharp (50-59)	2008-12
7.	42	Luke Phillips (42-51)	2001-03
8.	39	Lawson Vaughn (39-58)	1992-95
9.	<b>36</b>	<b>Matt Ammendola (36-45)</b>	<b>2016-18</b>
10.	31	Abby Daigle (31-69)	1973-76

### FIELD GOAL PCT (MINIMUM 15 ATTEMPTS)

1.	84.7	Quinn Sharp (50-59)	2008-12
2.	82.4	Luke Phillips (42-51)	2001-03
3.	<b>80.0</b>	<b>Matt Ammendola (36-45)</b>	<b>2016-18</b>
	80.0	Bruce Redden (12-15)	2005-06
5.	79.2	Dan Bailey (57-72)	2007-10
6.	74.7	Ben Grogan (68-91)	2013-16
7.	72.7	Cary Blanchard (56-77)	1987-90
8.	69.0	Jason Ricks (29-42)	2004-07
9.	67.5	Tim Sydnies (54-80)	1996-99
10.	67.2	Lawson Vaughn (39-58)	1992-95

## SEASON RECORDS

### TACKLES FOR LOSS (TRACKED SINCE 1969)

1.	112.0 (112-505)	1998
2.	100.0 (100-398)	2006
3.	97.0 (97-366)	2014
	97.0 (97-311)	1986
5.	96.0 (96-452)	1999
6.	95.0 (95-430)	2017
	95.0 (95-344)	2015
	95.0 (95-336)	2013
9.	91.0 (91-339)	2011
10.	90.0 (90-339)	2016
	90.0 (90-311)	2012
--	<b>64.0 (64-252)</b>	<b>2018</b>

### YARDS FROM TFL (TRACKED SINCE 1969)

1.	505 (112-505)	1998
2.	478 (77-478)	1981
3.	452 (96-452)	1999
4.	433 (80-433)	1983
5.	430 (95-430)	2017
5.	422 (86-422)	1973
6.	398 (100-398)	2006
7.	386 (71-386)	1984
8.	381 (78-381)	1979
9.	366 (97-366)	2014
--	<b>252 (64-252)</b>	<b>2018</b>

### QUARTERBACK SACKS (TRACKED SINCE 1981)

1.	44.0 (44-317)	1983
2.	43.0 (43-345)	1998
3.	42.0 (42-306)	1984
	42.0 (42-380)	1981
5.	40.0 (40-231)	2015
6.	37.0 (37-250)	2006
7.	36.0 (36-241)	1982
8.	34.0 (34-203)	2014
	34.0 (34-245)	2003
	34.0 (34-270)	1999
--	<b>31.0 (31-180)</b>	<b>2018</b>

### YARDS FROM SACKS (TRACKED SINCE 1981)

1.	380 (42-380)	1981
2.	345 (43-345)	1998
3.	317 (44-317)	1983
4.	306 (43-306)	1984
5.	270 (32-270)	1999
6.	257 (30-257)	2017
6.	250 (37-250)	2006
7.	245 (32-245)	2003
8.	241 (36-241)	1982
9.	231 (40-231)	2015
--	<b>180 (31-180)</b>	<b>2018</b>

### QUARTERBACK SACKS

1.	16.0	Leslie O'Neal Jr.	16-118	1984
2.	14.0	Gary Lewis Jr.	14-116	1981
3.	13.0	Emmanuel Ogbah Jr.	13-62	2015
4.	12.5	Greg Richmond Sr.	12.5-90	2003
	12.5	Jason Gildon So.	12.5-80	1991
6.	12.0	Leslie O'Neal So.	12-80	1983
7.	11.0	Emmanuel Ogbah So.	11-78	2014
8.	9.5	Victor DeGrate Sr.	9.5-51	2006
9.	<b>9.0</b>	<b>Jordan Brailford Jr.</b>	<b>9-50</b>	<b>2018</b>
	9.0	Jason Gildon Jr.	9-49	1992
	9.0	Gary Lewis Sr.	9-71	1982
	9.0	Rodney Harding Fr.	9-100	1981





# THE LAST TIME...

## OKLAHOMA STATE TEAM

50+ Points	55 vs. South Alabama, Sept. 8, 2018
60+ Points	61 vs. Southeastern Louisiana, Sept. 3, 2016
70+ Points	70 at Texas Tech, Oct. 31, 2015
Shut a team out at home	vs. Savannah State, Sept. 1, 2012 (84-0)
Shut out a conference opponent at home	vs. Kansas State, Nov. 25, 1961 (45-0)
Shut a team out on the road	at Oklahoma, Nov. 11, 1995 (12-0)
Shut out a conference opponent on the road	at Oklahoma, Nov. 11, 1995 (12-0)
Shut out a team in the first quarter	Sept. 29, 2018 at Kansas
Shut out a team in the first half	Sept. 8, 2017 at South Alabama
Shut out a team through three quarters	Sept. 8, 2017 at South Alabama
Overtime game	at Texas, Oct. 21, 2017, (W, 13-10)
30+ first downs	32 vs. South Alabama, Sept. 8, 2018
50+ rushing attempts	51 vs. No. 6 Texas, Oct. 28, 2018
60+ rushing attempts	61 vs. Texas Tech, Sept. 22, 2007
70+ rushing attempts	71 vs. Mississippi State, Sept. 19, 1998
200+ Yards Rushing	256 at Kansas, Sept. 29, 2018
300+ Yards Rushing	436 vs. Missouri State, Aug. 30, 2018
400+ Yards Rushing	436 vs. Missouri State, Aug. 30, 2018
500+ Yards Rushing	536 vs. Kansas, Nov. 12, 1988
Less than 100 Yards Rushing	85 vs. Kansas State, Nov. 18, 2017
Less than 50 Yards Rushing	8 vs. Baylor, Nov. 21, 2015
Less than 25 Yards Rushing	8 vs. Baylor, Nov. 21, 2015
50+ pass attempts	53 vs. vs. Kansas State, Nov. 18, 2017
60+ pass attempts	60 at Arizona, Sept. 8, 2012
40+ pass completions	42 at Iowa State, Nov. 18, 2011
300+ Yards Passing	321 vs. No. 6 Texas, Oct. 28, 2018
400+ Yards Passing	453 vs. South Alabama, Sept. 8, 2018
500+ Yards Passing	572 at Pittsburgh, Sept. 16, 2017
Less than 100 Yards Passing	78 at Iowa State, Oct. 26, 2013
500+ Yards Total Offense	502 vs. No. 6 Texas, Oct. 28, 2018
600+ Yards Total Offense	617 vs. South Alabama, Sept. 8, 2018
700+ Yards Total Offense	732 vs. Missouri State, Aug. 30, 2018
Less than 200 Yards Total Offense	192 vs. Texas, Nov. 16, 2014
Less than 150 Yards Total Offense	109 at Oklahoma, Nov. 28, 2009
90+ offensive plays	92 vs. Missouri State, Aug. 30, 2018
Beat a Top 25 team at home	vs. No. 6 Texas, Oct. 28, 2018 (38-35)
Beat a Top 20 team at home	vs. No. 6 Texas, Oct. 28, 2018 (38-35)
Beat a Top 15 team at home	vs. No. 6 Texas, Oct. 28, 2018 (38-35)
Beat a Top 10 team at home	vs. No. 6 Texas, Oct. 28, 2018 (38-35)
Beat a Top 5 team at home	vs. No. 5 TCU, Nov. 7, 2015 (49-29)
Beat a Top 25 team on the road	at Iowa State, Nov. 11, 2017 (49-42)
Beat a Top 20 team on the road	at No. 18 Oklahoma, Dec. 6, 2014 (38-35, OT)
Beat a Top 15 team on the road	at No. 15 Texas Tech, Nov. 2, 2013 (52-34)
Beat a Top 10 team on the road	at No. 8 Texas A&M, Sept. 24, 2011 (30-29)
Beat a Top 5 team on the road	at No. 3 Missouri, Oct. 11, 2008 (28-23)
Beat a Top 25 team at a neutral site	vs. No. 22 Virginia Tech (Camping World Bowl), 30-21
Beat a Top 20 team at a neutral site	vs. No. 11 Colorado (2016 Alamo Bowl), 38-8
Beat a Top 15 team at a neutral site	vs. No. 11 Colorado (2016 Alamo Bowl), 38-88
Beat a Top 10 team at a neutral site	vs. No. 4 Stanford (2012 Fiesta Bowl), 41-38
Beat a Top 5 team at a neutral site	vs. No. 4 Stanford (2012 Fiesta Bowl), 41-38
Forced 5 Turnovers	5 at West Virginia, Oct. 28, 2017
Intercepted 4 Passes	4 at West Virginia, Oct. 28, 2017
Had 0 Turnovers	vs. No. 6 Texas, Oct. 28, 2018 (38-35)

## OKLAHOMA STATE INDIVIDUAL PASSING

300+ Yards Passing	321, Taylor Cornelius, vs. No. 6 Texas, Oct. 28, 2018
300+ Yards Passing in a half	309, Mason Rudolph, first half, vs. Kansas, Nov. 25, 2017
400+ Yards Passing	428, Taylor Cornelius vs. South Alabama, Sept. 8, 2018
Had 30+ Completions	31, Mason Rudolph, vs. Kansas, Nov. 25, 2017
Had 40+ Completions	42, Brandon Weeden at Iowa State, Nov. 18, 2011
Had 40+ Attempts	40, Taylor Cornelius, vs. South Alabama, Sept. 8, 2018
Had 50+ Attempts	53, Mason Rudolph, vs. Kansas State, Nov. 18, 2017
Had 60+ Attempts	60, Wes Lunt at Arizona, Sept. 8, 2012
50+ Yard Pass	56, Taylor Cornelius to Tylan Wallace, at Kansas, Sept. 29, 2018
80+ Yard Pass	81, Mason Rudolph to Jalen McCleskey, at Iowa State, Nov. 11, 2017 (First Down)
90+ Yard Pass	91, Mason Rudolph to James Washington vs. Pittsburgh, Sept. 17, 2016 (TD)
Had 4+ TD Passes	4, Taylor Cornelius, vs. Iowa State, Oct. 6, 2018
Had 4+ TD Passes in a Half	5, Mason Rudolph, first half, at Pittsburgh, Sept. 16, 2017
Had 5+ TD Passes	5, Taylor Cornelius, vs. Missouri State, Aug. 30, 2018
Had 5+ TD Passes in a Half	5, Mason Rudolph, first half, at Pittsburgh, Sept. 16, 2017
Had 6+ TD Passes	6, Brandon Weeden vs. Tulsa, Sept. 18, 2010
Had 7+ TD Passes	7, Josh Fields at SMU, Sept. 20, 2003

## OKLAHOMA STATE INDIVIDUAL RUSHING

100+ Yards Rushing	189, Justice Hill, at Kansas, Sept. 29, 2018
100+ Yards Rushing at Halftime	114, Justice Hill, at Kansas, Sept. 29, 2018
200+ Yards Rushing	228, Justice Hill, vs. Oklahoma, Nov. 4, 2017
200+ Yards Rushing in a Half	208, Kendall Hunter 1st half vs. Washington St., Sept. 4, 2010
QB Rushed for 100 Yards	125, J.W. Walsh vs. Mississippi State, Aug. 31, 2013
Two Players with 100+ Yards Rushing	122, Justice Hill -and- 115, LD Brown, vs. Missouri State, Aug. 30, 2018
Three Players with 100+ Yards Rushing	148, Keith Toston vs. Missouri St., Sept. 13, 2008
	138, Beau Johnson vs. Missouri St., Sept. 13, 2008
	132, Kendall Hunter vs. Missouri St., Sept. 13, 2008
Had a run of 50+ Yards	53, Justice Hill, vs. No. 17 Boise State, Sept. 15, 2018
Had a run of 75+ Yards	92, Justice Hill, & 77, LD Brown, vs. Missouri State, Aug. 30, 2018
Had a run of 80+ Yards	92, Justice Hill, vs. Missouri State, Aug. 30, 2018
Had a run of 90+ Yards	92, Justice Hill, vs. Missouri State, Aug. 30, 2018
Had 30+ Rushing Attempts	30, Justice Hill, vs. Oklahoma, Nov. 4, 2017
Had 35+ Rushing Attempts	36, J.D. King, at West Virginia, Oct. 28, 2017
Had 40+ Rushing Attempts	41, David Thompson vs. Baylor, Nov. 23, 1996
4+ Rushing Touchdowns	4, Rennie Childs vs. Pittsburgh, Sept. 17, 2016
5+ Rushing Touchdowns	5, Barry Sanders vs. Kansas, Nov. 12, 1988

## OKLAHOMA STATE INDIVIDUAL RECEIVING

Caught 10+ Passes	10, Tylan Wallace, vs. No. 6 Texas, Oct. 28, 2018
Two Players Caught 10+ Passes	13, Josh Cooper -and- 10, Justin Blackmon at Iowa State, Nov. 18, 2011
Three Players Caught 10+ Passes	11, Josh Cooper; 11, Justin Blackmon -and- 10 Hubert Anyiam at Texas A&M, Sept. 24, 2011
100+ Yards Receiving	222, Tylan Wallace, vs. No. 6 Texas, Oct. 28, 2018
100+ Yards Receiving at halftime	167, Tylan Wallace, vs. No. 6 Texas, Oct. 28, 2018
200+ Yards Receiving	222, Tylan Wallace, vs. No. 6 Texas, Oct. 28, 2018
300+ Yards Receiving	300, Adarius Bowman at Kansas, Oct. 14, 2006
Two Players with 100+ Yards Receiving	116, Landon Wolf, -and- 104, Tylan Wallace, at Kansas, Sept. 29, 2018
Had 3+ TD Catches	3, Jalen McCleskey at Pittsburgh, Sept. 16, 2017
Had 4+ TD Catches	4, Tracy Moore at Arizona, Sept. 8, 2012
Had 5+ TD Catches	7, Rashaun Woods at SMU, Sept. 20, 2003
100+ Yards Receiving by a Running Back	113, Gerald Hudson at Kansas, Nov. 4, 1989
100 yards rushing and receiving, same game	Gerald Hudson at Kansas, Nov. 4, 1989
	108 rushing yards and 113 receiving yards

## OKLAHOMA STATE INDIVIDUAL DEFENSE

Had 15+ Tackles	19, Jordan Sterns at Oklahoma, Dec. 3, 2016
Had 20+ Tackles	20, Jordan Sterns vs. West Virginia, Oct. 25, 2014
Had 10+ Solo Tackles	10, Justin Phillips, at Kansas, Sept. 29, 2018
Had 2+ Interceptions	2, A.J. Green, at West Virginia, Oct. 28, 2017
Had 3+ Interceptions	3, Jacob Lacey vs. Texas, Nov. 3, 2007
INT Return for a Touchdown	24, Devin Harper, vs. South Alabama, Sept. 8, 2018
Fumble Return for a Touchdown	82, Kenneth Edison-McGruder vs. Tulsa, Aug. 31, 2017
Multiple Defensive TDs	Ramon Richards (9 yd fumble return) and Madre Harper (0 yd fumble return) vs. Southeastern Louisiana, Sept. 3, 2016
Had 4+ Tackles for Loss	5.0, Jordan Brailford, at Kansas, Sept. 29, 2018
Had 5+ Tackles for Loss	5.0, Jordan Brailford, at Kansas, Sept. 29, 2018
Had 3+ Sacks	3.0, Jordan Brailford, at Kansas, Sept. 29, 2018
Blocked a Punt	Amen Ogbongbemiga -and- Jarrick Bernard, vs. No. 17 Boise State, Sept. 15, 2018
Blocked a FG	Motekiai Maille at Kansas, Oct. 22, 2016
Blocked a PAT	Vincent Taylor at TCU, Nov. 19, 2016
Blocked a Punt, FG and PAT in a single game	Jordan Sterns (Punt), Ofa Hautau (FG) -and- James Castleman (PAT) vs. Missouri State, Sept. 6, 2014
Recorded a Safety	Tyler Ferguson vs. Kansas, Oct. 24, 2015



# THE LAST TIME...

## OKLAHOMA STATE INDIVIDUAL MISCELLANEOUS

KR for a Touchdown	99, Tyreek Hill at Kansas, Oct. 11, 2014
Game-Opening KR for a Touchdown	100, Justin Gilbert vs. Kansas, Nov. 9, 2013
PR for a Touchdown	67, Jalen McCleskey at Texas Tech, Oct. 31, 2015
Punt Blocked for a Touchdown	Miketavius Jones blocked & returned vs. Kansas, Oct. 24, 2015
Returned a blocked FG for a Touchdown	Massey blocked, M. Jones returned vs. Kansas, Nov. 13, 1999
Returned a PAT for a score	Vincent Taylor blocked, Tre Flowers returned vs. Texas, Oct. 1, 2016
OSU player scored 4+ TDs in a game	4, Rennie Childs vs. Pittsburgh, Sept. 17, 2016
OSU player scored 5+ TDs in a game	7, Rashaun Woods at SMU, Sept. 20, 2003
Passed For 200 Yards & Rushed For 100 Yards	Zac Robinson, 202 passing/144 rushing at Baylor, Nov. 17, 2007
300-yd passer, 200-yd rusher, 200-yd receiver	Zac Robinson, 320 yards passing, Kendall Hunter, 210 yards rushing, Dez Bryant, 236 yards receiving vs. Houston, Sept. 6, 2008
300-yd passer, 100-yd rusher, 100-yd receiver	Taylor Cornelius, 312 yards passing, Justice Hill, 189 yards rushing, Landon Wolf, 116 yards receiving - and - Tylan Wallace, 104 yards receiving at Kansas, Sept. 29, 2018
100-yd rusher & 100-yd receiver, same game	Justice Hill, 189 yards rushing Landon Wolf, 116 yards receiving - and - Tylan Wallace, 104 yards receiving at Kansas, Sept. 29, 2018
200-yd rusher & 200-yd receiver, same game	Kendall Hunter, 210 yards rushing, Dez Bryant, 236 yards receiving vs. Houston, Sept. 6, 2008
Punted the Ball 70+ Yards	71, Kip Smith vs. West Virginia, Oct. 25, 2014
Punted the Ball 80+ Yards	80, Cole Farden at Baylor, Nov. 22, 2003
Kicked a 50-Yard FG	53, Matt Ammendola at South Alabama, Sept. 8, 2017
Kicked Two 50+ Yard FGs, same game	Dan Bailey (52 and 52) at Louisiana, Oct. 8, 2010
Made 4+ FG	4, Ben Grogan vs. Missouri State, Sept. 6, 2014
OSU player blocked multiple kicks in a game	Vincent Taylor (two blocked PATs) vs. Texas, Oct. 1, 2016

## OPPONENT TEAM

50+ Points	62 vs. Oklahoma, Nov. 4, 2017
Shut out OSU in Stillwater	vs. Colorado, Oct. 1, 2005 (34-0)
Shut out OSU in Stillwater (Conf.)	vs. Colorado, Oct. 1, 2005 (34-0)
Shut out OSU at opponent home	at Oklahoma, Nov. 28, 2009 (27-0)
Shut out OSU at opponent home (Conf.)	at Oklahoma, Nov. 28, 2009 (27-0)
Shut out OSU in the first quarter	vs. Boise State, Sept. 15, 2018 (0-0)
Shut out OSU in the first half	vs. Texas, Nov. 16, 2014
Shut out OSU through three quarters	vs. Texas, Nov. 16, 2014
Shut out OSU in the second half	vs. Texas Tech, Sept. 22, 2018
30+ first downs	35 vs. Texas Tech, Sept. 22, 2018
40+ first downs	44 at Oklahoma, Nov. 24, 2012
50+ rushing attempts	55 vs. Kansas State, Oct. 13, 2018
60+ rushing attempts	60 vs. Tulsa, Aug. 31, 2017
Less than 25 Yards Rushing	13 vs. Colorado, Nov. 19, 2009
Less than 50 yards Rushing	34 vs. No. 17 Boise State, Sept. 15, 2018
Less than 100 Yards Rushing	34 vs. No. 17 Boise State, Sept. 15, 2018
200+ Yards Rushing	291 vs. Kansas State, Oct. 13, 2018
300+ Yards Rushing	341 at Oklahoma, Dec. 3, 2016
400+ Yards Rushing	513, Nebraska, Aug. 31, 1995
500+ Yards Rushing	513, Nebraska, Aug. 31, 1995
50+ pass attempts	52 vs. Texas Tech, Nov. 12, 2016
60+ pass attempts	60 vs. Texas Tech, Sept. 25, 2014
70+ pass attempts	71 at Texas Tech, Nov. 2, 2013
Less than 100 Yards Passing	87 at Kansas State, Nov. 5, 2016
Less than 200 Yards Passing	130 vs. Kansas State, Oct. 13, 2018
300+ Yards Passing	325 vs. Iowa State, Oct. 6, 2018
400+ Yards Passing	598 vs. Oklahoma, Nov. 4, 2017
500+ Yards Passing	598 vs. Oklahoma, Nov. 4, 2017
600+ Yards Passing	646 vs. Texas Tech, Sept. 22, 2007
Less than 200 Yards Total Offense	175 at South Alabama, Sept. 8, 2017
Less than 150 Yards Total Offense	139, Savannah State, Sept. 1, 2012
500+ Yards Total Offense	518 vs. No. 22 Virginia Tech (Camping World Bowl, Dec. 28, 2017)
600+ Yards Total Offense	785 vs. Oklahoma, Nov. 4, 2017
700+ Yards Total Offense	785 vs. Oklahoma, Nov. 4, 2017
90+ offensive plays	90 vs. No. 22 Virginia Tech (Camping World Bowl, Dec. 28, 2017)
100+ offensive plays	104 vs. Baylor, Nov. 21, 2015
Forced 5 OSU Turnovers	5 at Kansas State, Nov. 3, 2012
Intercepted 4 OSU Passes	4 at Kansas State, Nov. 3, 2012
Had 0 Turnovers	vs. No. 6 Texas, Oct. 28, 2018

## OPPONENT INDIVIDUAL RUSHING

100+ Yards Rushing	181, Alex Barnes, vs. Kansas State, Oct. 13, 2018
200+ Yards Rushing	239, Samaje Perine at Oklahoma, Dec. 3, 2016
250+ Yards Rushing	267, Vince Young vs. Texas, Oct. 29, 2005
QB rushed for 100 Yards	153, Jesse Ertz at Kansas State, Nov. 5, 2016
Two Players with 100+ Yards Rushing	148, D'Onta Foreman - and - 106, Chris Warren III vs. Texas, Oct. 1, 2016
50+ Yard Run	60, Pooka Williams, at Kansas, Sept. 29, 2018
80+ Yard Run	80, Ja'Terian Douglas at Tulsa, Sept. 18, 2011
90+ Yard Run	90, Calvin Jones at Nebraska, Oct. 10, 1992
Had 30+ Rushing Attempts	34, Alex Barnes, vs. Kansas State, Oct. 13, 2018
Had 35+ Rushing Attempts	35, Stepfan Taylor vs. Stanford, Jan. 2, 2012
4+ Rushing Touchdowns	4, Alex Barnes, vs. Kansas State, Oct. 13, 2018
5+ Rushing Touchdowns	5, Cedric Benson vs. Texas, Nov. 6, 2004

## OPPONENT INDIVIDUAL PASSING

300+ Yards Passing	325, Brock Purdy, vs. Iowa State, Oct. 6, 2018
400+ Yards Passing	598, Baker Mayfield, vs. Oklahoma, Nov. 4, 2017
500+ Yards Passing	598, Baker Mayfield, vs. Oklahoma, Nov. 4, 2017
600+ Yards Passing	646, Graham Harrell vs. Texas Tech, Sept. 22, 2007
Had 30+ Completions	35, Alan Bowman, vs. Texas Tech, Sept. 22, 2018
Had 40+ Completions	45, Davis Webb at Texas Tech, Nov. 2, 2013
Had 40+ Attempts	46, Alan Bowman, vs. Texas Tech, Sept. 22, 2018
Had 50+ Attempts	56, Brett Rypien, vs. No. 17 Boise State, Sept. 15, 2018
Had 60+ Attempts	71, Davis Webb at Texas Tech, Nov. 2, 2013
Had 70+ Attempts	71, Davis Webb at Texas Tech, Nov. 2, 2013
50+ Yard Pass	60, Brock Purdy to Tarique Milton, vs. Iowa State, Oct. 6, 2018
80+ Yard Pass	84, Baker Mayfield to Marquise Brown, vs. Oklahoma, Nov. 4, 2017 (TD)
90+ Yard Pass	90, Sam Ehlinger to John Burt, at Texas, Oct. 21, 2017 (First Down)
Had 4+ TD Passes	4, Brock Purdy, vs. Iowa State, Oct. 6, 2018
Had 5+ TD Passes	5, Baker Mayfield, vs. Oklahoma, Nov. 4, 2017
Had 6+ TD Passes	6, Graham Harrell vs. Texas Tech, Nov. 8, 2008

## OPPONENT INDIVIDUAL RECEIVING

Caught 10+ Passes	10, Steven Sims Jr, at Kansas, Sept. 29, 2018
Caught 15+ Passes	15, Jace Amaro at Texas Tech, Nov. 2, 2013
100+ Yards Receiving	166, Byron Pringle, vs. Kansas State, Nov. 18, 2017
Two With 100+ Yards Receiving	265, Marquise Brown - and - 102, Mark Andrews, vs. Oklahoma, Nov. 4, 2017
Three With 100+ Yards Receiving	162, Jalen Saunders, 146, Justin Brown - and - 103, Kenny Stills at Oklahoma, Nov. 24, 2012
200+ Yards Receiving	210, KD Cannon vs. Baylor, Nov. 21, 2015
Two Players with 200+ Yards Receiving	237, Michael Crabtree - and - 233, Danny Amendola, Texas Tech, Sept. 22, 2007
Had 3+ TD Catches	3, Byron Pringle, vs. Kansas State, Nov. 18, 2017
Had 4+ TD Catches	4, Marcus Harris at Wyoming, Sept. 23, 1995
100+ Yards Receiving by a Running Back	103, Phillip Lindsay vs. Colorado, Dec. 29, 2016


## OPPONENT INDIVIDUAL DEFENSE

Had 15+ Tackles	18, David Long Jr. at West Virginia, Oct. 28, 2017
Had 2+ Interceptions	2, Jordan Thomas vs. Oklahoma, Nov. 28, 2015
Had 3+ Interceptions	3, Allen Chapman at Kansas State, Nov. 3, 2012
Interception Return for a Touchdown	39, Kenny Robinson, at West Virginia, Oct. 28, 2017
Fumble Return for a Touchdown	Jason Pinnock at Pittsburgh, Sept. 16, 2017
Had 4+ Tackles for Loss	7, David Long Jr., at West Virginia, Oct. 28, 2017
Had 5+ Tackles for Loss	7, David Long Jr. at West Virginia, Oct. 28, 2017
Had 3+ Sacks	3, Tim Crowder, Texas, Nov. 6, 2004
Had 4+ Sacks	4, Antwaun Bynum vs. Missouri, Oct. 6, 2001
Blocked a Punt	Osman Kamara at West Virginia, Oct. 28, 2017
Blocked a FG	Travis Britz vs. Kansas State, Oct. 5, 2013
Blocked a PAT attempt	Poona Ford vs. Texas, Oct. 1, 2016
Recorded a safety	Kyle Rose at West Virginia, Oct. 10, 2015

## OPPONENT INDIVIDUAL MISCELLANEOUS

KR for a Touchdown	89, Byron Pringle, vs. Kansas State, Nov. 18, 2017
PR for a Touchdown	64, Jalen Saunders vs. Oklahoma, Dec. 7, 2013
Punt Blocked for a Touchdown	21, Daniel Gonzalez, Kansas St., Oct. 7, 2006
Returned a blocked FG for a Touchdown	65, Kip Daily, Kansas St., Oct. 5, 2013
Returned a PAT for a score	Frank Alexander, vs. Oklahoma, Nov. 29, 2008
Scored 4+ TD in a game	4, Byron Pringle (3 REC, 1 KR) vs. Kansas State, Nov. 18, 2017
Passed for 200 Yards & Rushed for 100 Yards	Taylor Martinez, 323 passing/112 rushing vs. Nebraska, Oct. 23, 2010
Punted the Ball 70+ Yards	74, Michael Such vs. Tulsa, Sept. 18, 2010
Punted the Ball 80+ Yards	81, Brian Lewis vs. Oklahoma, Nov. 9, 1996
Kicked a 50-Yard FG	51, Nick Rose vs. Texas, Nov. 16, 2014
Made 4+ FG	4, Jimmy Stevens, Oklahoma, Nov. 27, 2010

# OSU BOX SCORES

	<b>GAME ONE</b> Aug. 30, 2018   Stillwater, Okla. Attendance: 50,103   TV: FS1
<b>MISSOURI STATE</b>	<b>17</b>
<b>OKLAHOMA STATE</b> <small>RV/25</small>	<b>58</b>

Captains: Britton Abbott, Darrion Daniels, Justin Phillips, Landon Wolf

Score by Quarters	1	2	3	4	Score
Missouri State	0	7	10	0	17
Oklahoma State	17	14	14	13	58

#### Scoring Summary

1st	12:24	OSU	Hill, Justice 3 yd run (Ammendola, Matt kick)
			8-75 2:36, MSU 0 - OSU 7
	05:25	OSU	Ammendola, Matt 20 yd field goal
			14-68 5:01, MSU 0 - OSU 10
	02:28	OSU	McCleskey, Jalen 5 yd run (Ammendola, Matt kick)
			7-70 1:53, MSU 0 - OSU 17
2nd	14:56	OSU	Finefeuiaki 3 yd pass from Cornelius (Ammendola kick)
			4-95 1:10, MSU 0 - OSU 24
	06:37	OSU	Wallace 21 yd pass from Cornelius (Ammendola kick)
			10-80 3:04, MSU 0 - OSU 31
	02:42	MSU	Murray 6 yd pass from Huslig (Lacina kick)
			9-75 3:55, MSU 7 - OSU 31
3rd	10:28	MSU	Parker Lacina 40 yd field goal
			10-33 4:32, MSU 10 - OSU 31
	08:59	OSU	McCleskey 18 yd pass from Cornelius (Ammendola kick)
			4-58 1:29, MSU 10 - OSU 38
	06:28	MSU	Woods 27 yd pass from Huslig (Parker Lacina kick)
			6-75 2:31, MSU 17 - OSU 38
	02:14	OSU	Hubbard 54 yd pass from Cornelius (Ammendola kick)
			5-67 1:40, MSU 17 - OSU 45
4th	14:37	OSU	McCleskey 29 yd pass from Cornelius (Ammendola kick)
			5-54 0:57, MSU 17 - OSU 52
	12:19	OSU	Brown, LD 77 yd run (Ammendola, Matt kick failed)
			3-80 1:19, MSU 17 - OSU 58

	MSU	OSU
FIRST DOWNS	13	33
RUSHES-YARDS (NET)	37-110	54-431
PASSING YDS (NET)	150	301
Passes Att-Comp-Int	28-11-0	38-26-1
TOTAL OFFENSE PLAYS-YARDS	65-260	92-732
Fumble Returns-Yards	0-0	0-0
Punt Returns-Yards	2-3	4-1
Kickoff Returns-Yards	0-0	1-42
Interception Returns-Yards	1-0	0-0
Punts (Number-Avg)	10-44.6	3-44.3
Fumbles-Lost	3-2	2-1
Penalties-Yards	7-69	7-55
Possession Time	30:24	29:36
Third-Down Conversions	5 of 16	11 of 18
Fourth-Down Conversions	0 of 0	2 of 3
Red-Zone Scores-Chances	1-2	5-6
Sacks By: Number-Yards	2-13	5-17


**RUSHING:** Missouri State-Peyton Huslig 18-109; Jason Randall 9-12; Jeremiah Wilson 5-10; Aaron Denson 3-minus 5; TEAM 2-minus 16. Oklahoma State-Hill, Justice 10-122; Brown, LD 9-110; King, J.D. 8-52; Wudtee, Keondre 5-47; Hubbard, Chuba 7-42; Cornelius, Taylor 4-27; Haymaker, Ryan 10-26; McCleskey, Jalen 1-5.

**PASSING:** Missouri State-Peyton Huslig 11-28-0-150. Oklahoma State-Cornelius, Taylor 25-35-1-300; Wudtee, Keondre 1-3-0-1.

**RECEIVING:** Missouri State-Jason Randall 4-52; Jordan Murray 3-30; Antwan Woods 1-27; Damorie Vick 1-22; Tyler Currie 1-14; Lorenzo Thomas 1-5. Oklahoma State-McCleskey, Jalen 6-66; Wallace, Tylan 4-48; Stoner, Dillon 4-29; Hubbard, Chuba 3-65; Wolf, Landon 2-24; Johnson, Tyron 2-13; King, J.D. 1-25; Hill, Justice 1-22; Brown, LD 1-5; Finefeuiaki, Sione 1-3; Wallace, Tracin 1-1.

**INTERCEPTIONS:** Missouri State-Zack Sanders 1-0. Oklahoma State-None.

**FUMBLES:** Missouri State-TEAM 2-1; Peyton Huslig 1-1. Oklahoma State-Wolf, Landon 1-0; Wallace, Tylan 1-1.

	<b>GAME TWO</b> Sep. 8, 2018   Stillwater, Okla. Attendance: 53,923   TV: FSN
<b>SOUTH ALABAMA</b>	<b>13</b>
<b>OKLAHOMA STATE</b> <small>RV/23</small>	<b>55</b>

Captains: Jordan Brailford, Taylor Cornelius, Amen Ogbongbemiga, Shane Richards

Score by Quarters	1	2	3	4	Score
South Alabama	7	6	0	0	13
Oklahoma State	14	17	10	14	55

#### Scoring Summary

1st	08:38	OSU	Wallace 11 yd pass from Cornelius (Ammendola kick)
			2-71 0:23, USA 0 - OSU 7
	04:05	OSU	Johnson, Tyron 1 yd run (Ammendola, Matt kick)
			8-37 2:09, USA 0 - OSU 14
	00:50	USA	Baker, Kawaan 12 yd run (Patterson, Gavin kick)
			9-75 3:15, USA 7 - OSU 14
2nd	13:20	OSU	Ammendola, Matt 45 yd field goal
			10-57 2:30, USA 7 - OSU 17
	06:11	OSU	Hill, Justice 3 yd run (Ammendola, Matt kick)
			11-68 3:55, USA 7 - OSU 24
	02:57	USA	Baker, Kawaan 24 yd pass from Orth, Evan (kick failed)
			2-31 0:44, USA 13 - OSU 24
	00:21	OSU	Hill, Justice 2 yd run (Ammendola, Matt kick)
			10-75 2:36, USA 13 - OSU 31
3rd	09:56	OSU	Harper 24 yd interception return (Ammendola kick)
			USA 13 - OSU 38
	01:44	OSU	Ammendola, Matt 37 yd field goal
			6-46 2:16, USA 13 - OSU 41
4th	14:10	OSU	Hubbard, Chuba 22 yd run (Ammendola, Matt kick)
			5-60 1:29, USA 13 - OSU 48
	04:39	OSU	King, J.D. 25 yd pass from Wudtee (Ammendola kick)
			7-42 7:59, USA 13 - OSU 55

	USA	OSU
FIRST DOWNS	15	32
RUSHES-YARDS (NET)	37-78	44-164
PASSING YDS (NET)	136	453
Passes Att-Comp-Int	34-17-1	42-26-2
TOTAL OFFENSE PLAYS-YARDS	71-214	86-617
Fumble Returns-Yards	1-3	0-0
Punt Returns-Yards	1-5	2-25
Kickoff Returns-Yards	5-103	3-52
Interception Returns-Yards	2-1	1-24
Punts (Number-Avg)	10-39.7	3-47.7
Fumbles-Lost	0-0	1-1
Penalties-Yards	12-85	9-112
Possession Time	29:11	33:45
Third-Down Conversions	3 of 17	3 of 14
Fourth-Down Conversions	0 of 2	4 of 6
Red-Zone Scores-Chances	1-1	6-7
Sacks By: Number-Yards	4-34	4-23


**RUSHING:** South Alabama-Baker, Kawaan 7-40; Moore, Deonta 5-27; Orth, Evan 6-9; Harris, Sam 1-5; Mayo, Maurice 6-5; Minter, Tra 8-1; Johnson, Cephus 1-minus 1; Gardner, David 1-minus 4; Garvin, Cole 2-minus 4. Oklahoma State-Hubbard, Chuba 6-46; Wudtee, Keondre 7-34; King, J.D. 9-32; Hill, Justice 9-32; Brown, LD 1-14; Haymaker, Ryan 5-11; Cornelius, Taylor 5-3; Johnson, Tyron 1-1; Hockett, Matt 1-minus 9.

**PASSING:** South Alabama-Orth, Evan 14-25-1-119; Garvin, Cole 3-6-0-17; Johnson, Cephus 0-3-0-0. Oklahoma State-Cornelius, Taylor 25-40-2-428; Wudtee, Keondre 1-2-0-25.

**RECEIVING:** South Alabama-Way, Jamarius 5-48; Baker, Kawaan 4-29; McCray, Jordan 3-19; Flenord, Davyn 2-17; Minter, Tra 2-16; Tolbert, Jalen 1-7. Oklahoma State-Wallace, Tylan 10-166; Johnson, Tyron 5-137; Stoner, Dillon 4-54; Wolf, Landon 2-17; McCleskey, Jalen 2-11; Woods, Jelani 1-32; King, J.D. 1-25; Hill, Justice 1-11.

**INTERCEPTIONS:** South Alabama-Barge, Bull 1-0; Moss, Tobias 1-minus 1. Oklahoma State-Harper, Devin 1-24.

**FUMBLES:** South Alabama-None. Oklahoma State-Hockett, Matt 1-1.

	<b>GAME THREE</b> Sep. 15, 2017   Stillwater, Okla. Attendance: 54,974   TV: ESPN
<b>BOISE STATE</b> <small>17/17</small>	<b>21</b>
<b>OKLAHOMA STATE</b> <small>24/19</small>	<b>44</b>

Captains: Za'Carrius Green, Jalen McCleskey, Kenneth Edison-McGruder, Cole Walterscheid

Score by Quarters	1	2	3	4	Score
Boise State	0	7	14	0	21
Oklahoma State	0	17	17	10	44

#### Scoring Summary

2nd	14:20	BSU	Hightower 31 yd pass from Rypien (Hoggarth, Haden kick)
			8-65 3:43, BSU 7 - OSU 0
	12:08	OSU	Hill, Justice 8 yd run (Ammendola, Matt kick)
			6-75 2:12, BSU 7 - OSU 7
	08:43	OSU	Cornelius, Taylor 1 yd run (Ammendola, Matt kick)
			3-7 1:16, BSU 7 - OSU 14
	02:12	OSU	Ammendola, Matt 22 yd field goal
			11-63 4:07, BSU 7 - OSU 17
3rd	13:03	OSU	Ammendola, Matt 48 yd field goal
			8-44 1:57, BSU 7 - OSU 20
	09:18	BSU	Richardson, AJ 34 yd pass from Rypien, Brett (Hoggarth, Haden kick)
			8-75 3:45, BSU 14 - OSU 20
	06:40	OSU	Stoner 32 yd pass from Cornelius (Ammendola kick)
			8-68 2:38, BSU 14 - OSU 27
	05:11	OSU	Green, Z. 13 yd blocked punt return (Ammendola kick)
			BSU 14 - OSU 34
	01:30	BSU	Blakley, Chase 5 yd pass from Rypien, Brett (Hoggarth, Haden kick)
			11-65 3:41, BSU 21 - OSU 34
4th	11:07	OSU	Ammendola, Matt 23 yd field goal
			14-69 5:23, BSU 21 - OSU 37
	04:16	OSU	Cornelius, Taylor 6 yd run (Ammendola, Matt kick)
			5-72 2:37, BSU 21 - OSU 44

	BSU	OSU
FIRST DOWNS	23	19
RUSHES-YARDS (NET)	31-34	38-176
PASSING YDS (NET)	380	246
Passes Att-Comp-Int	56-39-0	27-16-0
TOTAL OFFENSE PLAYS-YARDS	87-414	65-422
Fumble Returns-Yards	0-0	0-0
Punt Returns-Yards	1-16	2-37
Kickoff Returns-Yards	3-58	1-32
Interception Returns-Yards	0-0	0-0
Punts (Number-Avg)	5-23.6	3-37.0
Fumbles-Lost	4-1	0-0
Penalties-Yards	5-40	4-25
Possession Time	34:34	25:26
Third-Down Conversions	11 of 22	7 of 13
Fourth-Down Conversions	3 of 4	0 of 0
Red-Zone Scores-Chances	1-3	5-5
Sacks By: Number-Yards	3-19	7-49

**RUSHING:** Boise State-Mattison, Alex 14-53; Hightower, J. 3-10; Shakir, Khalil 1-3; Mahone, Robert 1-0; Van Buren, A. 1-minus 2; Rypien, Brett 11-minus 30. Oklahoma State-Hill, Justice 15-123; Cornelius, Taylor 16-41; King, J.D. 5-16; Hubbard, Chuba 1-minus 2; TEAM 1-minus 2.

**PASSING:** Boise State-Rypien, Brett 39-56-0-380. Oklahoma State-Cornelius, Taylor 15-26-0-243; Stoner, Dillon 1-1-0-3.


**RECEIVING:** Boise State-Thomas, Ct 8-52; Richardson, Aj 6-70; Butler, Akilian 6-55; Blakley, Chase 6-30; Modster, Sean 4-56; Bates, John 4-49; Hightower, J. 3-44; Shakir, Khalil 1-19; Mattison, Alex 1-5. Oklahoma State-Wallace, Tylan 5-105; Stoner, Dillon 5-68; McCleskey, Jalen 3-26; Johnson, Tyron 1-35; King, J.D. 1-9; Cornelius, Taylor 1-3.

**INTERCEPTIONS:** Boise State-None. Oklahoma State-None.

**FUMBLES:** Boise State-Rypien, Brett 4-1. Oklahoma State-None.



OSU  
BOX SCORES

	<b>GAME FOUR</b> Sept. 22, 2018   Stillwater, Okla. Attendance: 53,166   TV: FS1
<b>TEXAS TECH</b>	<b>41</b>
<b>OKLAHOMA STATE</b> 15/15	<b>17</b>

Captains: Matt Ammendola, Justin Phillips, Justice Hill, Dillon Stoner

Score by Quarters	1	2	3	4	Score
Texas Tech	7	17	10	7	41
Oklahoma State	10	7	0	0	17

Scoring Summary

1st 07:35	OSU	King 23 yd pass from Cornelius (Ammendola kick)
		8-99 1:47, TTU 0 - OSU 7
04:50	TTU	Vasher 12 yd pass from Bowman (Hatfield, C. kick)
		8-75 2:45, TTU 7 - OSU 7
02:00	OSU	Ammendola, Matt 39 yd field goal
		9-52 2:50, TTU 7 - OSU 10
2nd 14:56	TTU	Carter 2 yd pass from Bowman, Alan (Hatfield, C. kick)
		6-75 2:04, TTU 14 - OSU 10
10:40	OSU	Hill, Justice 13 yd run (Ammendola, Matt kick)
		5-53 0:47, TTU 14 - OSU 17
07:15	TTU	Thompson, S. 1 yd run (Hatfield, C. kick)
		8-75 3:25, TTU 21 - OSU 17
01:40	TTU	Hatfield, C. 31 yd field goal
		11-63 4:24, TTU 24 - OSU 17
3rd 08:57	TTU	Felton, Dem. 27 yd run (Hatfield, C. kick)
		7-62 1:54, TTU 31 - OSU 17
01:25	TTU	Hatfield, C. 32 yd field goal
		7-27 3:26, TTU 34 - OSU 17
4th 04:29	TTU	Felton, Dem. 17 yd run (Hatfield, C. kick)
		10-72 6:01, TTU 41 - OSU 17

	TTU	OSU
FIRST DOWNS	35	18
RUSHES-YARDS (NET)	46-224	24-128
PASSING YDS (NET)	397	258
Passes Att-Comp-Int	46-35-2	38-18-1
TOTAL OFFENSE PLAYS-YARDS	92-621	62-386
Fumble Returns-Yards	0-0	0-0
Punt Returns-Yards	1-2	1-2
Kickoff Returns-Yards	0-0	2-28
Interception Returns-Yards	1-0	2-15
Punts (Number-Avg)	2-41.0	5-49.6
Fumbles-Lost	0-0	3-1
Penalties-Yards	3-20	8-73
Possession Time	41:17	18:43
Third-Down Conversions	9 of 14	3 of 13
Fourth-Down Conversions	0 of 0	0 of 1
Red-Zone Scores-Chances	6-8	2-3
Sacks By: Number-Yards	2-16	3-27


**RUSHING:** Texas Tech-Felton, Dem. 12-121; Thompson, S. 15-66; Henry, Ta'Zawn 11-65; Carter, KeSean 1-4; Wesley, Antoine 1-minus 2; TEAM 2-minus 4; Bowman, Alan 4-minus 26. Oklahoma State-Hill, Justice 12-111; Hubbard, Chuba 4-13; King, J.D. 3-8; Cornelius, Taylor 4-0; TEAM 1-minus 4.

**PASSING:** Texas Tech-Bowman, Alan 35-46-2-397. Oklahoma State-Cornelius, Taylor 18-38-1-258.

**RECEIVING:** Texas Tech-High, Ja'Deion 8-79; Wesley, Antoine 7-98; Austin, Zach 7-69; Vasher, T.J. 3-62; Collins, Seth 3-59; Carter, KeSean 3-15; Felton, Dem. 2-6; Henry, Ta'Zawn 1-6; Bowman, De'Quan 1-3. Oklahoma State-Wallace, Tylan 7-123; McCleskey, Jalen 4-52; Johnson, Tyron 2-21; Hill, Justice 2-minus 2; King, J.D. 1-23; Stoner, Dillon 1-22; Woods, Jelani 1-19.

**INTERCEPTIONS:** Texas Tech-Frye, Adrian 1-0. Oklahoma State-Bernard, Jarrick 1-15; Green, A.J. 1-0.

**FUMBLES:** Texas Tech-None. Oklahoma State-TEAM 1-0; Wallace, Tylan 1-1; Cornelius, Taylor 1-0.

	<b>GAME FIVE</b> Sep. 29, 2018   Lawrence, Kan. Attendance: 18,364   TV: FSN
<b>OKLAHOMA STATE</b> RV/21	<b>48</b>
<b>KANSAS</b>	<b>28</b>

Captains: Phillip Redwine-Bryant, A.J. Green, Marcus Keyes, Jarrell Owens

Score by Quarters	1	2	3	4	Score
Oklahoma State	14	10	10	14	48
Kansas	0	7	7	14	28

Scoring Summary

1st 10:21	OSU	Wallace 11 yd pass from Cornelius (Ammendola kick)
		9-75 4:39, OSU 7 - KU 0
03:07	OSU	Wolf 42 yd pass from Cornelius (Ammendola kick)
		7-65 3:42, OSU 14 - KU 0
2nd 14:54	KU	Lassiter, K. 20 yd pass from Stanley (Rui, Gabriel kick)
		7-65 3:13, OSU 14 - KU 7
13:34	OSU	Johnson 64 yd pass from Cornelius (Ammendola kick)
		4-92 1:11, OSU 21 - KU 7
07:05	OSU	Ammendola, Matt 33 yd field goal
		9-45 4:24, OSU 24 - KU 7
3rd 13:55	KU	Williams, Pooka 60 yd run (Rui, Gabriel kick)
		3-75 1:05, OSU 24 - KU 14
12:34	OSU	Hill, Justice 10 yd run (Ammendola, Matt kick)
		4-75 1:21, OSU 31 - KU 14
07:25	OSU	Ammendola, Matt 29 yd field goal
		8-67 3:03, OSU 34 - KU 14
4th 12:04	KU	Sims, Steven 31 yd pass from Stanley (Rui kick)
		10-80 4:52, OSU 34 - KU 21
06:22	OSU	Johnson 12 yd pass from Cornelius (Ammendola kick)
		5-37 1:57, OSU 41 - KU 21
04:19	KU	Booker, J. 22 yd pass from Stanley (Rui, Gabriel kick)
		7-67 1:55, OSU 41 - KU 28
02:38	OSU	Hubbard, Chuba 13 yd run (Ammendola, Matt kick)
		5-43 1:41, OSU 48 - KU 28

	OSU	KU
FIRST DOWNS	25	18
RUSHES-YARDS (NET)	46-256	32-121
PASSING YDS (NET)	312	247
Passes Att-Comp-Int	20-15-1	32-24-0
TOTAL OFFENSE PLAYS-YARDS	66-568	64-368
Fumble Returns-Yards	0-0	0-0
Punt Returns-Yards	2-29	0-0
Kickoff Returns-Yards	1-9	1-32
Interception Returns-Yards	0-0	1-21
Punts (Number-Avg)	4-46.2	6-41.0
Fumbles-Lost	0-0	1-1
Penalties-Yards	8-92	4-43
Possession Time	31:20	28:40
Third-Down Conversions	4 of 11	3 of 13
Fourth-Down Conversions	1 of 1	1 of 2
Red-Zone Scores-Chances	6-7	1-1
Sacks By: Number-Yards	5-27	0-0


**RUSHING:** Oklahoma State-Hill, Justice 31-189; Hubbard, Chuba 5-57; Cornelius, Taylor 5-18; King, J.D. 3-2; Team 2-minus 10. Kansas-Williams, Pooka 13-97; Sims, Steven 1-23; Williams, Dom 2-2; Herbert, Khalil 3-0; Stanley, Carter 13-minus 1.

**PASSING:** Oklahoma State-Cornelius, Taylor 15-20-1-312. Kansas-Stanley, Carter 24-32-0-247.

**RECEIVING:** Oklahoma State-Wolf, Landon 6-116; Wallace, Tylan 4-104; Johnson, Tyron 3-86; Woods, Jelani 1-5; Hill, Justice 1-0; Johnson, Braydon 0-1. Kansas-Sims, Steven 10-89; Williams, Pooka 6-60; Johnson, Kerr 4-34; Jeremiah Booker 1-22; Hampton, Quan 1-22; Kwamie Lassiter 1-20; Takulve Williams 1-0.

**INTERCEPTIONS:** Oklahoma State-None. Kansas-Elmore Hempstead 1-21.

**FUMBLES:** Oklahoma State-None. Kansas-Takulve Williams 1-1.

	<b>GAME SIX</b> Oct. 6, 2017   Stillwater, Okla. Attendance: 52,995   TV: ESPN2
<b>IOWA STATE</b>	<b>48</b>
<b>OKLAHOMA STATE</b> 25/21	<b>42</b>

Captains: Bryce Balous, Sione Finefeuiaki, Enoch Smith Jr., Larry Williams

Score by Quarters	1	2	3	4	Score
Iowa State	9	21	10	8	48
Oklahoma State	7	14	7	14	42

Scoring Summary

1st 11:03	OSU	Woods 14 yd pass from Cornelius (Ammendola kick)
		5-70 2:24, ISU 0 - OSU 7
06:56	ISU	TEAM safety, ISU 2 - OSU 7
04:04	ISU	Butler 21 yd pass from Purdy (Assalley, C. kick)
		7-75 2:52, ISU 9 - OSU 7
2nd 12:37	ISU	Purdy, Brock 29 yd run (Assalley, C. kick)
		8-62 3:53, ISU 16 - OSU 7
09:06	OSU	Wolf 8 yd pass from Cornelius (Ammendola, Matt kick)
		9-68 3:31, ISU 16 - OSU 14
05:36	ISU	Croney, Sheldon 12 yd run (Assalley, C. kick)
		3-56 0:52, ISU 23 - OSU 14
02:21	OSU	Johnson 28 yd pass from Cornelius (Ammendola kick)
		9-75 3:15, ISU 23 - OSU 21
00:21	ISU	Eaton 26 yd pass from Purdy (Assalley, C. kick)
		6-75 2:00, ISU 30 - OSU 21
3rd 12:35	OSU	Cornelius, Taylor 1 yd run (Ammendola, Matt kick)
		7-65 2:25, ISU 30 - OSU 28
11:06	ISU	Jones, D. 23 yd pass from Purdy (Assalley, C. kick)
		4-75 1:29, ISU 37 - OSU 28
00:04	ISU	Assalley, C. 22 yd field goal
		7-14 3:21, ISU 40 - OSU 28
4th 10:25	OSU	Hill, Justice 5 yd run (Ammendola, Matt kick)
		6-23 1:56, ISU 40 - OSU 35
06:09	ISU	Milton 60 yd pass from Purdy Croney pass from Purdy)
		2-61 0:47, ISU 48 - OSU 35
00:56	OSU	Wallace 42 yd pass from Cornelius (Ammendola kick)
		6-96 1:40, ISU 48 - OSU 42

	ISU	OSU
FIRST DOWNS	21	22
RUSHES-YARDS (NET)	38-140	43-126
PASSING YDS (NET)	325	289
Passes Att-Comp-Int	25-19-1	33-19-1
TOTAL OFFENSE PLAYS-YARDS	63-465	76-415
Fumble Returns-Yards	0-0	0-0
Punt Returns-Yards	4-12	1-1
Kickoff Returns-Yards	2-30	5-114
Interception Returns-Yards	1-0	1-0
Punts (Number-Avg)	6-41.0	6-45.2
Fumbles-Lost	1-1	3-1
Penalties-Yards	5-36	9-87
Possession Time	29:05	30:08
Third-Down Conversions	3 of 11	7 of 15
Fourth-Down Conversions	1 of 1	1 of 2
Red-Zone Scores-Chances	2-2	4-4
Sacks By: Number-Yards	7-45	4-16

**RUSHING:** Iowa State-Purdy, Brock 19-84; Nwangwu, Kene 10-49; Croney, Sheldon 4-20; Lang, Johnnie 3-6; TEAM 1-minus 9; Noland, Zeb 1-minus 10. Oklahoma State-Hill, Justice 24-66; Cornelius, Taylor 14-46; Hubbard, Chuba 2-22; Wolf, Landon 1-6; Sinor, Zach 1-minus 7; TEAM 1-minus 7.

**PASSING:** Iowa State-Purdy, Brock 18-23-1-318; Noland, Zeb 1-2-0-7. Oklahoma State-Cornelius, Taylor 19-33-1-289.


**RECEIVING:** Iowa State-Jones, D. 6-37; Milton, Tarique 4-98; Butler, Hakeem 2-61; Eaton, Matthew 2-43; Croney, Sheldon 2-6; Akers, Landon 1-55; Seonbuchner, S. 1-16; Lang, Johnnie 1-9. Oklahoma State-Wolf, Landon 6-63; Wallace, Tylan 5-82; Johnson, Tyron 4-79; Woods, Jelani 2-33; Stoner, Dillon 1-31; Hill, Justice 1-1.

**INTERCEPTIONS:** Iowa State-Lewis, Braxton 1-0. Oklahoma State-Williams, Rodarius 1-0.

**FUMBLES:** Iowa State-Ruth, De'Monte 1-1. Oklahoma State-Cornelius, Taylor 1-1; Sinor, Zach 1-0; TEAM 1-0.



## BOX SCORES

	<b>GAME SEVEN</b> Oct. 13, 2017   Manhattan, Kan. Attendance: 50,435   TV: ESPN
<b>OKLAHOMA STATE</b>	<b>12</b>
<b>KANSAS STATE</b>	<b>31</b>

Captains: Tyrell Alexander, Trey Carter, Teven Jenkins, Justin Phillips

Score by Quarters	1	2	3	4	OT	Score
Oklahoma State	3	3	0	6	0	12
Kansas State	0	3	14	14	0	31

#### Scoring Summary

1st 05:10	OSU	Ammendola, Matt 48 yd field goal
		10-36 4:31, OSU 3 - KS 0
2nd 13:32	KS	Hicks, Andrew 31 yd field goal
		13-50 6:32, OSU 3 - KS 3
07:23	OSU	Ammendola, Matt 22 yd field goal
		6-52 2:32, OSU 6 - KS 3
3rd 08:44	KS	Barnes, Alex 9 yd run (Hicks, Andrew kick)
		9-70 4:59, OSU 6 - KS 10
02:41	KS	Barnes, Alex 1 yd run (Hicks, Andrew kick)
		7-62 3:34, OSU 6 - KS 17
4th 14:23	OSU	Cornelius, 1 yd run (Cornelius, Taylor pass failed)
		10-75 3:18, OSU 12 - KS 17
09:41	KS	Barnes, Alex 8 yd run (Hicks, Andrew kick)
		9-75 4:42, OSU 12 - KS 24
02:35	KS	Barnes, Alex 3 yd run (Hicks, Andrew kick)
		11-75 5:32, OSU 12 - KS 31

	OSU	KSU
FIRST DOWNS	15	23
RUSHES-YARDS (NET)	28-127	55-291
PASSING YDS (NET)	184	130
Passes Att-Comp-Int	35-17-2	22-11-0
TOTAL OFFENSE PLAYS-YARDS	63-311	77-421
Fumble Returns-Yards	0-0	0-0
Punt Returns-Yards	2-14	2-5
Kickoff Returns-Yards	5-89	2-53
Interception Returns-Yards	0-0	2-30
Punts (Number-Avg)	5-33.8	3-43.0
Fumbles-Lost	0-0	0-0
Penalties-Yards	7-70	4-40
Possession Time	22:08	37:52
Third-Down Conversions	5 of 15	7 of 14
Fourth-Down Conversions	2 of 2	1 of 1
Red-Zone Scores-Chances	3-3	5-6
Sacks By: Number-Yards	2-17	2-19


**RUSHING:** Oklahoma State-Cornelius, Taylor 11-55; Hill, Justice 11-41; King, J.D. 5-25; Hubbard, Chuba 1-6. Kansas State-Barnes, Alex 34-181; Thompson, S. 12-80; Warmack, Dalvin 8-32; TEAM 1-minus 2.

**PASSING:** Oklahoma State-Cornelius, Taylor 17-35-2-184. Kansas State-Thompson, S. 11-22-0-130.

**RECEIVING:** Oklahoma State-Wallace, Tylan 5-90; Hubbard, Chuba 4-35; Johnson, Tyron 3-28; King, J.D. 2-10; Hill, Justice 2-10; Stoner, Dillon 1-11. Kansas State-Barnes, Alex 3-51; Zuber, Isaiah 3-33; Harris, Isaiah 3-16; Warmack, Dalvin 1-18; Gammon, Blaise 1-12.

**INTERCEPTIONS:** Oklahoma State-None. Kansas State-Shelley, Duke 2-30.

**FUMBLES:** Oklahoma State-None. Kansas State-None.

	<b>GAME EIGHT</b> Oct. 27, 2017   Stillwater, Okla. Attendance: 56,790   TV: ABC
<b>TEXAS</b> 6/7	<b>35</b>
<b>OKLAHOMA STATE</b>	<b>38</b>

Captains: Justice Hill, Malcolm Rodriguez, Sam Walkingstick, Tylan Wallace

Score by Quarters	1	2	3	4	OT	Score
Texas	7	7	7	14	0	35
Oklahoma State	17	14	0	7	0	38

#### Scoring Summary

1st 13:12	OSU	Wallace 40 yd pass from Cornelius (Ammendola kick)
		4-53 1:48, UT 0 - OSU 7
09:58	UT	Sam Ehlinger 5 yd run (Cameron Dicker kick)
		7-65 3:14, UT 7 - OSU 7
06:43	OSU	Woods16 yd pass from Cornelius (Ammendola kick)
		9-75 3:15, UT 7 - OSU 14
03:59	OSU	Ammendola, Matt 24 yd field goal
		8-59 1:42, UT 7 - OSU 17
2nd 10:00	OSU	Cornelius, Taylor 1 yd run (Ammendola, Matt kick)
		10-64 3:28, UT 7 - OSU 24
08:48	UT	Sam Ehlinger 2 yd run (Cameron Dicker kick)
		4-75 1:12, UT 14 - OSU 24
01:17	OSU	Wallace 36 yd pass from Cornelius (Ammendola kick)
		10-70 2:56, UT 14 - OSU 31
3rd 02:15	UT	Ingram 22 yd pass from Ehlinger (Dicker kick)
		6-78 2:52, UT 21 - OSU 31
4th 11:47	UT	Beck 10 yd pass from Ehlinger (Dicker kick)
		8-59 3:13, UT 28 - OSU 31
05:44	OSU	Cornelius, Taylor 10 yd run (Ammendola, Matt kick)
		6-35 2:14, UT 28 - OSU 38
01:46	UT	Tre Watson 1 yd run (Cameron Dicker kick)
		13-75 3:58, UT 35 - OSU 38

	UT	OSU
FIRST DOWNS	24	27
RUSHES-YARDS (NET)	30-119	51-181
PASSING YDS (NET)	283	321
Passes Att-Comp-Int	42-22-0	34-23-0
TOTAL OFFENSE PLAYS-YARDS	72-402	85-502
Fumble Returns-Yards	0-0	0-0
Punt Returns-Yards	3-13	3-22
Kickoff Returns-Yards	1-13	2-30
Interception Returns-Yards	0-0	0-0
Punts (Number-Avg)	7-43.7	4-45.0
Fumbles-Lost	1-0	1-0
Penalties-Yards	11-86	4-52
Possession Time	25:32	34:28
Third-Down Conversions	5 of 12	10 of 20
Fourth-Down Conversions	0 of 0	2 of 2
Red-Zone Scores-Chances	4-4	4-7
Sacks By: Number-Yards	3-31	1-4


**RUSHING:** Texas-Keaontay Ingram 11-52; Sam Ehlinger 10-47; Devin Duvernay 1-10; Tre Watson 5-6; Lil'J Humphrey 1-2; Daniel Young 2-2. Oklahoma State-Hill, Justice 23-92; Hubbard, Chuba 9-80; Cornelius, Taylor 12-23; King, J.D. 4-1; TEAM 3-minus 15.

**PASSING:** Texas-Sam Ehlinger 22-42-0-283. Oklahoma State-Cornelius, Taylor 23-34-0-321.

**RECEIVING:** Texas-Collin Johnson 5-65; Lil'J Humphrey 4-69; Andrew Beck 3-51; Devin Duvernay 3-49; Keaontay Ingram 3-30; Tre Watson 3-20; Malcolm Roach 1-minus 1. Oklahoma State-Wallace, Tylan 10-222; Stoner, Dillon 4-33; Hill, Justice 3-14; Wolf, Landon 2-23; Woods, Jelani 1-16; Johnson, Tyron 1-6; Johnson, Braydon 1-6; Hubbard, Chuba 1-1.

**INTERCEPTIONS:** Texas-None. Oklahoma State-None.

**FUMBLES:** Texas-D'Shawn Jamison 1-0. Oklahoma State-Hubbard, Chuba 1-0.

	<b>GAME NINE</b> Nov. 3, 2017   Waco, Texas Attendance:   TV: FS1
<b>OKLAHOMA STATE</b> RV/RV	
<b>BAYLOR</b>	



# SELECT PLAYERS GAME-BY-GAME STATS

## 49 MATT AMMENDOLA

KICKER | 5-9 | 195 | R-JUNIOR  
LANSDALE, PA./NORTH PENN

### Career Highs

Longest FG 53 twice, last at South Alabama 9/8/17  
Most FG Made 3, four times, last vs. Boise State, 9/15/18

### 2018 Season Highs

Longest FG 48 vs. Boise State, 9/15/18  
Most FG Made 3 vs. Boise State, 9/15/18

### Ammendola's 2016 Game-by-Game Kicking Stats

Date	Opponent	PAT-A	FGM-FGA	Lg	Blk
Sept. 3	SE Louisiana	0-1	0-0	0	0
Sept. 10	Central Michigan	0-0	1-1	53	0
Sept. 17	Pittsburgh	0-0	0-0	0	0
Sept. 24	at Baylor	0-0	0-0	0	0
Oct. 1	Texas	0-0	0-0	0	0
Oct. 8	Iowa State	0-0	0-0	0	0
Oct. 22	at Kansas	0-0	0-0	0	0
Oct. 29	West Virginia	0-0	0-0	0	0
Nov. 5	at Kansas State	0-0	0-0	0	0
Nov. 12	Texas Tech	0-0	0-0	0	0
Nov. 19	at TCU	0-0	0-0	0	0
Dec. 3	at Oklahoma	0-0	0-0	0	0

### Ammendola's 2017 Game-by-Game Kicking Stats

Date	Opponent	PAT-A	FGM-FGA	Lg	Blk
Aug. 31	Tulsa	8-8	1-2	24	0
Sept. 8	at South Alabama	5-5	3-4	53	0
Sept. 16	at Pittsburgh	8-8	1-1	25	0
Sept. 23	TCU	4-4	1-1	29	0
Sept. 30	at Texas Tech	5-5	2-4	27	0
Oct. 14	Baylor	8-8	1-1	40	0
Oct. 21	at Texas	1-1	2-3	34	0
Oct. 28	at West Virginia	5-6	1-2	35	0
Nov. 4	Oklahoma	7-7	1-1	29	0
Nov. 11	at Iowa State	6-6	2-2	41	0
Nov. 18	Kansas State	5-5	2-2	32	0
Nov. 25	Kansas	7-7	3-3	49	0
Dec. 28	vs. Virginia Tech	3-3	3-3	38	0

### Ammendola's 2018 Game-by-Game Kicking Stats

Date	Opponent	PAT-A	FGM-FGA	Lg	Blk
Aug. 30	Missouri State	7-8	1-1	20	0
Sept. 8	South Alabama	7-7	2-2	45	0
Sept. 15	Boise State	5-5	3-3	48	0
Sept. 22	Texas Tech	2-2	1-2	39	0
Sept. 29	at Kansas	6-6	2-2	33	0
Oct. 6	Iowa State	6-6	0-0	0	0
Oct. 13	at Kansas State	0-0	2-2	48	0
Oct. 27	Texas	5-5	1-3	24	0
Nov. 3	at Baylor				
Nov. 10	at Oklahoma				
Nov. 17	West Virginia				
Nov. 24	at TCU				

### Ammendola's Career Kicking Stats

Year	FGM-FGA	Pct.	1-19	20-29	30-39	40-49	50+	Lg	Blk
2016	1-1	100.0	0-0	0-0	0-0	0-0	1-1	53	0
2017	23-29	79.3	1-2	8-9	9-10	5-7	1-1	53	0
2018	12-15	80.0	0-0	6-6	3-5	3-4	0-0	48	0
Career	36-45	80.0	1-2	14-15	12-15	8-11	2-2	53	0

## 6 DRU BROWN

QUARTERBACK | 5-11 | 200 | SENIOR  
SAN MATEO, CALIF./LOS GATOS/  
COLLEGE OF SAN MATEO/HAWAII

### Career Highs

Completions 31 vs. Colorado State, 9/30/17 (at UH)  
Attempts 47, twice, most recently at UNLV, 11/4/17 (at UH)  
Yards 391 at Massachusetts, 8/29/17 (at UH)  
Passing TD 5 vs. Massachusetts, 11/26/16 (at UH)  
Long Pass 85 at Massachusetts, 8/29/17 (at UH)

### Brown's 2016 Game-by-Game Passing Stats (at Hawai'i)

Date	Opponent	Cmp.	Att.	Int.	Yds.	TD	Long	Sack
Aug. 27	vs. Cal				DNP			
Sept. 3	at Michigan	5	10	1	63	0	25	0
Sept. 10	UT Martin	1	2	0	-2	0	0	1
Sept. 17	at Arizona	10	18	0	144	0	37	0
Oct. 1	Nevada	15	18	0	222	2	38	2
Oct. 8	at San Jose State	24	33	0	287	2	39	2
Oct. 15	UNLV	17	32	0	217	2	38	1
Oct. 22	at Air Force	21	37	2	312	3	41	2
Oct. 29	New Mexico	16	28	0	173	0	31	2
Nov. 5	at San Diego State	22	35	3	135	0	13	2
Nov. 12	Boise State	16	31	0	125	1	21	0
Nov. 19	at Fresno State	20	31	1	227	0	53	2
Nov. 26	Massachusetts	22	30	0	311	5	56	3
Dec. 24	MTSU	20	30	0	274	4	44	1

### Brown's 2016 Game-by-Game Rushing Stats (at Hawai'i)

Date	Opponent	No.	Gain	Loss	Net	TD	Long	Avg.
Aug. 27	vs. Cal				DNP			
Sept. 3	at Michigan	5	49	0	49	0	17	9.8
Sept. 10	UT Martin	1	0	5	-5	0	0	-5
Sept. 17	at Arizona	5	33	0	33	1	12	6.6
Oct. 1	Nevada	7	44	13	31	0	17	4.43
Oct. 8	at San Jose State	6	92	38	54	1	62	9
Oct. 15	UNLV	8	51	19	32	0	21	4
Oct. 22	at Air Force	7	17	17	0	0	8	0
Oct. 29	New Mexico	8	21	10	11	1	6	1.38
Nov. 5	at San Diego State	6	10	19	-9	0	5	-1.5
Nov. 12	Boise State	11	71	10	61	0	30	5.55
Nov. 19	at Fresno State	5	1	19	-18	0	1	-3.6
Nov. 26	UMass	10	66	22	44	0	27	4.4
Dec. 24	MTSU	9	27	4	23	1	12	2.56

### Brown's 2017 Game-by-Game Passing Stats (at Hawai'i)

Date	Opponent	Cmp.	Att.	Int.	Yds.	TD	Long	Sack
Aug. 26	at Massachusetts	25	38	1	391	3	85	4
Sept. 2	Western Carolina	11	21	2	154	2	50	2
Sept. 9	at UCLA	23	38	1	227	2	37	1
Sept. 23	at Wyoming	29	40	2	280	1	50	2
Sept. 30	Colorado State	31	47	0	362	2	38	1
Oct. 7	at Nevada	18	27	1	229	2	42	4
Oct. 14	San Jose State	12	23	0	173	1	56	0
Oct. 28	San Diego State	19	33	0	160	0	47	3
Nov. 4	at UNLV	24	47	0	269	1	38	2
Nov. 11	Fresno State	18	31	1	154	2	18	5
Nov. 18	at Utah State	16	29	0	128	0	19	4
Nov. 25	Brigham Young	28	38	0	258	2	44	2

### Brown's 2017 Game-by-Game Rushing Stats (at Hawai'i)

Date	Opponent	No.	Gain	Loss	Net	TD	Long	Avg.
Aug. 26	at Massachusetts	8	48	29	19	1	29	2.4
Sept. 2	Western Carolina	3	3	16	-13	0	3	-4.3
Sept. 9	at UCLA	3	13	10	3	0	9	1
Sept. 23	at Wyoming	3	6	4	2	0	6	0.7
Sept. 30	Colorado State	2	6	2	4	0	6	2
Oct. 7	at Nevada	6	13	34	-21	0	13	-3.5
Oct. 14	San Jose State	5	45	0	45	0	17	9
Oct. 28	San Diego State	6	8	13	-5	1	4	-0.8
Nov. 4	at UNLV	5	20	10	10	0	19	2
Nov. 11	Fresno State	10	29	29	0	0	14	0
Nov. 18	at Utah State	5	6	33	-27	0	6	-5.4
Nov. 25	Brigham Young	2	0	10	-10	0	0	-5

### Brown's 2018 Game-by-Game Passing Stats

Date	Opponent	Cmp.	Att.	Int.	Yds.	TD	Long	Sack
Aug. 30	Missouri State				DNP			
Sept. 8	South Alabama				DNP			
Sept. 15	Boise State				DNP			
Sept. 22	Texas Tech				DNP			
Sept. 29	at Kansas				DNP			
Oct. 6	Iowa State				DNP			
Oct. 13	at Kansas State				DNP			
Oct. 27	Texas				DNP			
Nov. 3	at Baylor							
Nov. 10	at Oklahoma							
Nov. 17	West Virginia							
Nov. 24	at TCU							

### Brown's 2018 Game-by-Game Rushing Stats

Date	Opponent	No.	Gain	Loss	Net	TD	Long	Avg.
Aug. 30	Missouri State				DNP			
Sept. 8	South Alabama				DNP			
Sept. 15	Boise State				DNP			
Sept. 22	Texas Tech				DNP			
Sept. 29	at Kansas				DNP			
Oct. 6	Iowa State				DNP			
Oct. 13	at Kansas State				DNP			
Oct. 27	Texas				DNP			
Nov. 3	at Baylor							
Nov. 10	at Oklahoma							
Nov. 17	West Virginia							
Nov. 24	at TCU							

### Brown's Career Passing Stats

Year	G	Effic	Cmp-Att-Int	Pct	Yds	TD	Lng	Avg/G
2015			JUCO					
2016(UH)13	139.31	209-335-7	62.4	2,488	19	56	191.38	
2017(UH)12	128.97	254-412-8	61.7	2,785	18	85	232.08	
Career 25	133.61	463-747-15	62.0	5,273	37	85	210.92	

### Brown's Career Rushing Stats

Year	G	Att.	Gain	Loss	Net	Avg.	TD	Long	Avg/G
2015				JUCO					
2016(UH)	13	88	482	176	306	3.48	4	62	23.5
2017(UH)	12	58	197	190	7	0.12	2	29	0.6
Career	25	146	679	366	313	2.14	6	62	12.5



# SELECT PLAYERS GAME-BY-GAME STATS

## 7 LD BROWN

RUNNING BACK | 5-9 | 193 | R-SOPHOMORE  
DALLAS, TEXAS/DESOTO

### Career Highs

Rushes	10 at South Alabama, 9/8/17
Rushing Yards	110 vs. Missouri State, 8/30/18
Long Rush	77 vs. Missouri State, 8/30/18

### 2018 Season Highs

Rushes	9 vs. Missouri State, 8/30/18
Rushing Yards	110 vs. Missouri State, 8/30/18
Long Rush	77 vs. Missouri State, 8/30/18

### Brown's 2017 Game-by-Game Rushing Stats

Date	Opponent	No.	Gain	Loss	Net	TD	Long	Avg.
Aug. 31	Tulsa	5	95	3	92	1	73	18.4
Sept. 8	at South Alabama	10	38	0	38	0	13	3.8
Sept. 16	at Pittsburgh	4	12	4	8	0	6	2.0
Sept. 23	TCU			DNP				
Sept. 30	at Texas Tech			DNP				
Oct. 14	Baylor	2	19	0	19	0	12	9.5
Oct. 21	at Texas	0	0	0	0	0	0	0
Oct. 28	at West Virginia	4	11	5	6	0	5	1.5
Nov. 4	Oklahoma	0	0	0	0	0	0	0
Nov. 11	at Iowa State	0	0	0	0	0	0	0
Nov. 18	Kansas State	0	0	0	0	0	0	0
Nov. 25	Kansas	8	49	1	48	2	29	6.0
Dec. 28	vs. Virginia Tech	1	12	0	12	0	12	12.0

### Brown's 2017 Game-by-Game Receiving Stats

Date	Opponent	No.	Yds.	TD	Long
Aug. 31	Tulsa	0	0	0	0
Sept. 8	at South Alabama	0	0	0	0
Sept. 16	at Pittsburgh	0	0	0	0
Sept. 23	TCU		DNP		
Sept. 30	at Texas Tech		DNP		
Oct. 14	Baylor	0	0	0	0
Oct. 21	at Texas	0	0	0	0
Oct. 28	at West Virginia	0	0	0	0
Nov. 4	Oklahoma	0	0	0	0
Nov. 11	at Iowa State	0	0	0	0
Nov. 18	Kansas State	0	0	0	0
Nov. 25	Kansas	1	-2	0	-2
Dec. 28	vs. Virginia Tech	0	0	0	0

### Brown's 2018 Game-by-Game Rushing Stats

Date	Opponent	No.	Gain	Loss	Net	TD	Long	Avg.
Aug. 30	Missouri State	9	110	0	110	1	77	12.2
Sept. 8	South Alabama	1	14	0	14	0	14	14.0
Sept. 15	Boise State			DNP				
Sept. 22	Texas Tech			DNP				
Sept. 29	at Kansas			DNP				
Oct. 6	Iowa State	0	0	0	0	0	0	0.0
Oct. 13	at Kansas State	0	0	0	0	0	0	0.0
Oct. 27	Texas	0	0	0	0	0	0	0.0
Nov. 3	at Baylor							
Nov. 10	at Oklahoma							
Nov. 17	West Virginia							
Nov. 24	at TCU							

### Brown's 2018 Game-by-Game Receiving Stats

Date	Opponent	No.	Yds.	TD	Long
Aug. 30	Missouri State	0	0	0	0
Sept. 8	South Alabama	0	0	0	0
Sept. 15	Boise State		DNP		
Sept. 22	Texas Tech		DNP		
Sept. 29	at Kansas		DNP		
Oct. 6	Iowa State	0	0	0	0
Oct. 13	at Kansas State	0	0	0	0
Oct. 27	Texas	0	0	0	0
Nov. 3	at Baylor				
Nov. 10	at Oklahoma				
Nov. 17	West Virginia				
Nov. 24	at TCU				

### Brown's Career Rushing Stats

Year	G	Att.	Gain	Loss	Net	Avg.	TD	Long	Avg./G
2017	11	34	236	13	223	6.6	3	73	20.3
2018	5	10	124	0	124	12.4	1	77	24.8
Career	16	44	360	13	347	7.9	4	77	21.7

## 14 TAYLOR CORNELIUS

QUARTERBACK | 6-6 | 225 | R-SENIOR  
BUSHLAND, TEXAS/BUSHLAND

### Career Highs

Completions	25, twice, vs. South Alabama, 9/8/18
Attempts	40 vs. South Alabama, 9/8/18
Yards	428 vs. South Alabama, 9/8/18
Passing TD	5 vs. Missouri State, 8/30/18
Long Pass	64 at Kansas, 9/29/18

### 2018 Season Highs

Completions	25, twice, last vs. South Alabama, 9/8/18
Attempts	40 vs. South Alabama, 9/8/18
Yards	428 vs. South Alabama, 9/8/18
Passing TD	5 vs. Missouri State, 8/30/18
Long Pass	64 at Kansas, 9/29/18

### Cornelius' 2015 Game-by-Game Passing Stats

Date	Opponent	Cmp.	Att.	Int.	Yds.	TD	Long	Sack
Sept. 3	at Central Michigan				DNP			
Sept. 12	Central Arkansas				DNP			
Sept. 19	UTSA	0	0	0	0	0	0	1
Sept. 26	at Texas				DNP			
Oct. 3	Kansas State				DNP			
Oct. 10	at West Virginia				DNP			
Oct. 24	Kansas	2	5	0	8	0	5	1
Oct. 31	at Texas Tech				DNP			
Nov. 7	TCU				DNP			
Nov. 14	at Iowa State				DNP			
Nov. 21	Baylor				DNP			
Nov. 28	Oklahoma				DNP			
Jan. 1	vs. Ole Miss				DNP			

### Cornelius' 2016 Game-by-Game Passing Stats

Date	Opponent	Cmp.	Att.	Int.	Yds.	TD	Long	Sack
Sept. 3	SE Louisiana	6	8	0	54	0	17	1
Sept. 10	Central Michigan				DNP			
Sept. 17	Pittsburgh				DNP			
Sept. 24	at Baylor				DNP			
Oct. 1	Texas				DNP			
Oct. 8	Iowa State				DNP			
Oct. 22	at Kansas	1	1	0	10	0	10	0
Oct. 29	West Virginia				DNP			
Nov. 5	at Kansas State				DNP			
Nov. 12	Texas Tech				DNP			
Nov. 19	at TCU				DNP			
Dec. 3	at Oklahoma				DNP			
Dec. 29	vs. Colorado				DNP			

### Cornelius' 2017 Game-by-Game Passing Stats

Date	Opponent	Cmp.	Att.	Int.	Yds.	TD	Long	Sack
Aug. 31	Tulsa	1	2	0	5	0	5	1
Sept. 8	at South Alabama				DNP			
Sept. 16	at Pittsburgh	3	5	0	75	0	39	0
Sept. 23	TCU				DNP			
Sept. 30	at Texas Tech				DNP			
Oct. 14	Baylor	1	2	0	12	0	12	0
Oct. 21	at Texas				DNP			
Oct. 28	at West Virginia				DNP			
Nov. 4	Oklahoma				DNP			
Nov. 11	at Iowa State				DNP			
Nov. 18	Kansas State				DNP			
Nov. 25	Kansas	1	1	0	56	0	56	0
Dec. 28	vs. Virginia Tech				DNP			

### Cornelius' 2017 Game-by-Game Rushing Stats

Date	Opponent	No.	Gain	Loss	Net	TD	Long	Avg.
Aug. 31	Tulsa	1	0	8	-8	0	0	-8.0
Sept. 8	at South Alabama				DNP			
Sept. 16	at Pittsburgh	0	0	0	0	0	0	0.0
Sept. 23	TCU				DNP			
Sept. 30	at Texas Tech				DNP			
Oct. 14	Baylor	3	66	0	66	1	40	22.0
Oct. 21	at Texas				DNP			
Oct. 28	at West Virginia				DNP			
Nov. 4	Oklahoma				DNP			
Nov. 11	at Iowa State				DNP			
Nov. 18	Kansas State				DNP			
Nov. 25	Kansas	3	20	3	17	0	19	5.7
Dec. 28	vs. Virginia Tech				DNP			

### Cornelius' 2018 Game-by-Game Passing Stats

Date	Opponent	Cmp.	Att.	Int.	Yds.	TD	Long	Sack
Aug. 30	Missouri State	25	35	1	300	5	54	1
Sept. 8	South Alabama	25	40	2	428	1	60	3
Sept. 15	Boise State	15	26	0	249	1	43	3
Sept. 22	Texas Tech	18	38	1	258	1	31	2
Sept. 29	at Kansas	15	20	1	312	4	64	0
Oct. 6	Iowa State	19	33	1	289	4	42	7
Oct. 13	at Kansas State	17	35	2	184	0	45	2
Oct. 27	Texas	23	24	0	321	3	49	3
Nov. 3	at Baylor							
Nov. 10	at Oklahoma							
Nov. 17	West Virginia							
Nov. 24	at TCU							

### Cornelius' 2018 Game-by-Game Rushing Stats

Date	Opponent	No.	Gain	Loss	Net	TD	Long	Avg.
Aug. 30	Missouri State	4	34	7	27	0	32	6.8
Sept. 8	South Alabama	5	35	32	3	0	34	0.6
Sept. 15	Boise State	16	65	24	41	2	12	2.6
Sept. 22	Texas Tech	4	20	20	0	0	14	0.0
Sept. 29	at Kansas	5	18	0	18	0	10	3.6
Oct. 6	Iowa State	14	92	46	46	1	48	3.3
Oct. 13	at Kansas State	11	76	21	55	1	26	5.0
Oct. 27	Texas	12	54	31	23	2	15	1.9
Nov. 3	at Baylor							
Nov. 10	at Oklahoma							
Nov. 17	West Virginia							
Nov. 24	at TCU							

### Cornelius' Career Passing Stats

Year	G	Effic	Cmp-Att-Int	Pct	Yds	TD	Lng	Avg./G
2015	2	53.44	2-5-0	40.0	8	0	5	4.0
2016	2	137.51	7-9-0	77.8	64	0	17	32.0
2017	5	184.32	6-10-0	60.0	148	0	56	37.0
2018	8	153.20	157-261-8	60.2	2335	19	64	291.9
Career	17	152.04	172-285-8	60.4	2555	19	64	150.3

### Cornelius' Career Rushing Stats

Year	G	Att.	Gain	Loss	Net	Avg.	TD	Long	Avg./G
2015	2	4	21	16	5	1.3	0	12	2.5
2016	2	6	32	4	28	4.7	1	15	14.0
2017	5	7	86	11	75	10.7	1	40	15.0
2018	8	71	394	181	213	3.0	6	48	26.6
Career	17	88	533	212	321	3.6	8	48	18.9





# SELECT PLAYERS GAME-BY-GAME STATS

## 42 SIONE FINEFEUIAKI

COWBOY BACK | 6-0 | 252 | SENIOR  
SANTA CLARA, CALIF./COLLEGE OF SAN MATEO

### Career Highs

Receptions	1, four times, last vs. Missouri State, 8/30/18
Receiving Yards	17 at West Virginia, 10/28/17
Long Reception	17 at West Virginia, 10/28/17

### 2018 Season Highs

Receptions	1 vs. Missouri State, 8/30/18
Receiving Yards	3 vs. Missouri State, 8/30/18
Long Reception	3 vs. Missouri State, 8/30/18

### Finefeuiaki's 2017 Game-by-Game Receiving Stats

Date	Opponent	No.	Yds.	TD	Long
Aug. 31	Tulsa	1	5	0	5
Sept. 8	at South Alabama	0	0	0	0
Sept. 16	at Pittsburgh	0	0	0	0
Sept. 23	TCU	0	0	0	0
Sept. 30	at Texas Tech	0	0	0	0
Oct. 14	Baylor	0	0	0	0
Oct. 21	at Texas	0	0	0	0
Oct. 28	at West Virginia	1	17	0	17
Nov. 4	Oklahoma	0	0	0	0
Nov. 11	at Iowa State	0	0	0	0
Nov. 18	Kansas State	0	0	0	0
Nov. 25	Kansas	1	5	0	5
Dec. 28	vs. Virginia Tech	0	0	0	0

### Finefeuiaki's 2018 Game-by-Game Receiving Stats

Date	Opponent	No.	Yds.	TD	Long
Aug. 30	Missouri State	1	3	1	3
Sept. 8	South Alabama	0	0	0	0
Sept. 15	Boise State	0	0	0	0
Sept. 22	Texas Tech	0	0	0	0
Sept. 29	at Kansas	0	0	0	0
Oct. 6	Iowa State	0	0	0	0
Oct. 13	at Kansas State	0	0	0	0
Oct. 27	Texas	0	0	0	0
Nov. 3	at Baylor	0	0	0	0
Nov. 10	at Oklahoma	0	0	0	0
Nov. 17	West Virginia	0	0	0	0
Nov. 24	at TCU	0	0	0	0

### Finefeuiaki's Career Receiving Stats

Year	G	Rec.	Yds.	Avg.	TD	Long	Avg./G
2017	13	3	27	9.0	0	17	2.1
2018	8	1	3	3.0	1	3	0.4
Career	21	4	30	7.5	0	17	1.4

## 5 JUSTICE HILL

RUNNING BACK | 5-10 | 185 | JUNIOR  
TULSA, OKLA./BOOKER T. WASHINGTON

### Career Highs

Rushes	33 at Texas, 10/21/17
Rushing Yards	228 vs. Oklahoma, 11/4/17
Long Rush	92 vs. Missouri State, 8/30/18

### 2018 Season Highs

Rushes	31 at Kansas, 9/29/18
Rushing Yards	189 at Kansas, 9/29/18
Long Rush	92 vs. Missouri State, 8/30/18

### Hill's 2016 Game-by-Game Rushing Stats

Date	Opponent	No.	Gain	Loss	Net	TD	Long	Avg.
Sept. 3	SE Louisiana	7	33	3	30	0	8	4.3
Sept. 10	Central Michigan	5	31	0	31	0	17	6.2
Sept. 17	Pittsburgh	12	38	10	28	0	18	2.3
Sept. 24	at Baylor	20	128	6	122	1	38	6.1
Oct. 1	Texas	25	143	8	135	1	30	5.4
Oct. 8	Iowa State	18	63	6	57	1	11	3.2
Oct. 22	at Kansas	22	162	0	162	1	32	7.4
Oct. 29	West Virginia	19	56	2	54	0	8	2.8
Nov. 5	at Kansas State	9	44	0	44	0	9	4.9
Nov. 12	Texas Tech	18	127	1	126	1	31	7.0
Nov. 19	at TCU	16	155	1	154	0	32	9.6
Dec. 3	at Oklahoma	16	100	1	99	0	32	6.2
Dec. 29	vs. Colorado	19	107	7	100	1	37	5.3

### Hill's 2016 Game-by-Game Receiving Stats

Date	Opponent	No.	Yds.	TD	Long
Sept. 3	SE Louisiana	1	6	0	6
Sept. 10	Central Michigan	0	0	0	0
Sept. 17	Pittsburgh	0	0	0	0
Sept. 24	at Baylor	0	0	0	0
Oct. 1	Texas	0	0	0	0
Oct. 8	Iowa State	2	16	0	11
Oct. 22	at Kansas	1	22	0	22
Oct. 29	West Virginia	0	0	0	0
Nov. 5	at Kansas State	0	0	0	0
Nov. 12	Texas Tech	0	0	0	0
Nov. 19	at TCU	1	2	0	2
Dec. 3	at Oklahoma	0	0	0	0
Dec. 29	vs. Colorado	0	0	0	0

### Hill's 2017 Game-by-Game Rushing Stats

Date	Opponent	No.	Gain	Loss	Net	TD	Long	Avg.
Aug. 31	Tulsa	15	140	8	132	1	32	8.8
Sept. 8	at South Alabama	11	27	0	27	0	7	2.5
Sept. 16	at Pittsburgh	11	91	0	91	2	20	8.3
Sept. 23	TCU	25	109	7	102	1	17	4.1
Sept. 30	at Texas Tech	30	165	1	164	0	24	5.5
Oct. 14	Baylor	14	119	2	117	1	79	8.4
Oct. 21	at Texas	33	127	10	117	0	15	3.5
Oct. 28	at West Virginia	12	91	5	86	2	39	7.2
Nov. 4	Oklahoma	30	231	3	228	2	34	7.6
Nov. 11	at Iowa State	25	149	15	134	3	52	5.4
Nov. 18	Kansas State	23	93	2	91	1	32	4.0
Nov. 25	Kansas	16	62	4	58	1	17	3.6
Dec. 28	vs. Virginia Tech	23	133	13	129	1	31	5.2

### Hill's 2017 Game-by-Game Receiving Stats

Date	Opponent	No.	Yds.	TD	Long
Aug. 31	Tulsa	3	10	0	8
Sept. 8	at South Alabama	4	46	0	14
Sept. 16	at Pittsburgh	2	2	0	3
Sept. 23	TCU	3	27	0	13
Sept. 30	at Texas Tech	2	7	1	5
Oct. 14	Baylor	1	7	0	7
Oct. 21	at Texas	3	29	0	20
Oct. 28	at West Virginia	0	0	0	0
Nov. 4	Oklahoma	0	0	0	0
Nov. 11	at Iowa State	6	35	0	24
Nov. 18	Kansas State	4	21	0	11
Nov. 25	Kansas	2	7	0	9
Dec. 28	vs. Virginia Tech	1	-1	0	0

### Hill's 2018 Game-by-Game Rushing Stats

Date	Opponent	No.	Gain	Loss	Net	TD	Long	Avg.
Aug. 30	Missouri State	10	125	3	122	1	92	12.2
Sept. 8	South Alabama	9	37	5	32	2	17	3.6
Sept. 15	Boise State	15	125	2	123	1	53	8.2
Sept. 22	Texas Tech	12	116	5	111	1	37	9.2
Sept. 29	at Kansas	31	193	4	189	1	21	6.1
Oct. 6	Iowa State	24	83	17	66	1	8	2.8
Oct. 13	at Kansas State	11	41	0	41	0	7	3.7
Oct. 27	Texas	23	98	6	92	0	27	4.0
Nov. 3	at Baylor							
Nov. 10	at Oklahoma							
Nov. 17	West Virginia							
Nov. 24	at TCU							

### Hill's 2018 Game-by-Game Receiving Stats

Date	Opponent	No.	Yds.	TD	Long
Aug. 30	Missouri State	1	22	0	22
Sept. 8	South Alabama	1	11	0	11
Sept. 15	Boise State	0	0	0	0
Sept. 22	Texas Tech	2	-2	0	0
Sept. 29	at Kansas	1	0	0	0
Oct. 6	Iowa State	1	1	0	1
Oct. 13	at Kansas State	2	10	0	11
Oct. 27	Texas	3	14	0	9
Nov. 3	at Baylor				
Nov. 10	at Oklahoma				
Nov. 17	West Virginia				
Nov. 24	at TCU				

### Hill's Career Rushing Stats

Year	G	Att.	Gain	Loss	Net	Avg.	TD	Long	Avg./G
2016	13	206	1187	45	1142	5.5	6	38	87.8
2017	13	268	1537	70	1467	5.5	15	79	112.8
2018	8	135	815	39	776	5.7	7	92	97.0
Career	34	609	3539	154	3385	5.6	28	92	99.6

### Hill's Career Receiving Stats

Year	G	Rec.	Yds.	Avg.	TD	Long	Avg./G
2016	13	5	46	9.2	0	22	3.5
2017	13	31	190	6.1	1	24	14.6
2018	8	11	56	5.1	0	22	7.0
Career	34	47	292	6.2	1	24	8.6



# SELECT PLAYERS GAME-BY-GAME STATS

## 30 CHUBA HUBBARD

RUNNING BACK | 6-1 | 190 | R-FRESHMAN  
SHERWOOD PARK, ALBERTA/BEV FACEY

### Career/2018 Season Highs

Rushes	9 vs. Texas, 10/27/18
Rushing Yards	80 vs. Texas, 10/27/18
Long Rush	27 at Kansas, 9/29/18
Receptions	4 vs. Kansas State, 10/13/18
Receiving Yards	65 vs. Missouri State, 8/30/18
Long Reception	54 vs. Missouri State, 8/30/18

### Hubbard's 2018 Game-by-Game Rushing Stats

Date	Opponent	No.	Gain	Loss	Net	TD	Long	Avg.
Aug. 30	Missouri State	7	42	0	42	0	19	6.0
Sept. 8	South Alabama	6	49	3	46	1	22	7.7
Sept. 15	Boise State	1	0	2	-2	0	-2	-2.0
Sept. 22	Texas Tech	4	14	1	13	0	7	3.2
Sept. 29	at Kansas	5	57	0	57	1	27	11.4
Oct. 6	Iowa State	2	22	0	22	0	12	11.0
Oct. 13	at Kansas State	1	6	0	6	0	6	6.0
Oct. 27	Texas	9	87	7	80	0	21	8.9
Nov. 3	at Baylor							
Nov. 10	at Oklahoma							
Nov. 17	West Virginia							
Nov. 24	at TCU							

### Hubbard's 2018 Game-by-Game Receiving Stats

Date	Opponent	No.	Yds.	TD	Long
Aug. 30	Missouri State	3	65	1	54
Sept. 8	South Alabama	0	0	0	0
Sept. 15	Boise State	0	0	0	0
Sept. 22	Texas Tech	0	0	0	0
Sept. 29	at Kansas	0	0	0	0
Oct. 6	Iowa State	0	0	0	0
Oct. 13	at Kansas State	4	35	0	14
Oct. 27	Texas	1	1	0	1
Nov. 3	at Baylor				
Nov. 10	at Oklahoma				
Nov. 17	West Virginia				
Nov. 24	at TCU				

### Hubbard's Career Rushing Stats

Year	G	Att.	Gain	Loss	Net	Avg.	TD	Long	Avg./G
2018	8	35	277	13	264	7.5	2	27	33.0
Career	8	35	277	13	264	7.5	2	27	33.0

### Hubbard's Career Receiving Stats

Year	G	Rec.	Yds.	Avg.	TD	Long	Avg./G
2018	8	8	101	12.6	1	54	12.6
Career	8	8	101	12.6	1	54	12.6

## 13 TYRON JOHNSON

RECEIVER | 6-1 | 185 | R-JUNIOR  
NEW ORLEANS, LA/WARREN EASTON/LSU

### Career Highs

Receptions	5, twice, last vs. South Alabama, 9/8/18
Receiving Yards	137 vs. South Alabama, 9/8/18
Long Reception	64 at Kansas, 9/29/18

### 2018 Season Highs

Receptions	5 vs. South Alabama, 9/8/18
Receiving Yards	137 vs. South Alabama, 9/8/18
Long Reception	64 at Kansas, 9/29/18

### Johnson's 2015 Game-by-Game Receiving Stats (at LSU)

Date	Opponent	No.	Yds.	TD	Long
Sept. 5	McNeese State		DNP		
Sept. 12	at Mississippi State		DNP		
Sept. 19	Auburn	1	0	0	0
Sept. 26	Syracuse	0	0	0	0
Oct. 3	Eastern Michigan	0	0	0	0
Oct. 10	South Carolina	2	6	0	6
Oct. 17	Florida	0	0	0	0
Oct. 24	Western Kentucky	1	61	1	61
Nov. 7	at Alabama	0	0	0	0
Nov. 14	Arkansas		DNP		
Nov. 21	at Ole Miss	5	83	1	39
Nov. 28	Texas A&M	0	0	0	0
Dec. 29	vs. Texas Tech		DNP		

### Johnson's 2017 Game-by-Game Receiving Stats

Date	Opponent	No.	Yds.	TD	Long
Aug. 31	Tulsa	1	44	1	44
Sept. 8	at South Alabama	4	43	0	14
Sept. 16	at Pittsburgh		DNP		
Sept. 23	TCU	0	0	0	0
Sept. 30	at Texas Tech	1	12	0	12
Oct. 14	Baylor	3	39	0	17
Oct. 21	at Texas	2	11	0	7
Oct. 28	at West Virginia	1	1	0	1
Nov. 4	Oklahoma	4	118	2	60
Nov. 11	at Iowa State	0	0	0	0
Nov. 18	Kansas State	0	0	0	0
Nov. 25	Kansas	0	0	0	0
Dec. 28	vs. Virginia Tech	2	25	0	13

### Johnson's 2018 Game-by-Game Receiving Stats

Date	Opponent	No.	Yds.	TD	Long
Aug. 30	Missouri State	2	13	0	9
Sept. 8	South Alabama	5	137	0	60
Sept. 15	Boise State	1	35	0	35
Sept. 22	Texas Tech	2	21	0	11
Sept. 29	at Kansas	3	86	2	64
Oct. 6	Iowa State	4	79	1	28
Oct. 13	at Kansas State	3	28	0	19
Oct. 27	Texas	1	6	0	6
Nov. 3	at Baylor				
Nov. 10	at Oklahoma				
Nov. 17	West Virginia				
Nov. 24	at TCU				

### Johnson's Career Receiving Stats

Year	G	Rec.	Yds.	Avg.	TD	Long	Avg./G
2015	9	9	150	16.7	2	61	16.7
2016				Redshirt			
2017	12	18	293	16.3	3	60	24.4
2018	8	21	405	19.3	3	64	50.6
Career	29	47	848	18.0	8	64	29.2

### Johnson's Career Special Teams Stats

Year	GP	KR	Yds	Avg	TD	Long	PR	Yds	Avg	TD	Long
2015	9	0	0	0.0	0	0	0	0	0.0	0	0
2016											
2017	12	13	264	20.3	0	31	0	0	0.0	0	0
2018	8	0	0	0.0	0	0	0	0	0.0	0	0
Career	29	13	264	20.3	0	31	0	0	0.0	0	0

## 27 J.D. KING

RUNNING BACK | 5-11 | 205 | SOPHOMORE  
FITZGERALD, GA./FITZGERALD

### Career Highs

Rushes	36 at West Virginia, 10/28/17
Rushing Yards	142 at West Virginia, 10/28/17
Long Rush	71 vs. Tulsa, 8/31/17

### 2018 Season Highs

Rushes	9 vs. South Alabama, 9/8/18
Rushing Yards	52 vs. Missouri State, 8/30/18
Long Rush	21 vs. Missouri State, 8/30/18

### King's 2017 Game-by-Game Rushing Stats

Date	Opponent	No.	Gain	Loss	Net	TD	Long	Avg.
Aug. 31	Tulsa	6	95	0	95	1	71	15.8
Sept. 8	at South Alabama	8	64	0	64	0	31	8.0
Sept. 16	at Pittsburgh	16	40	5	35	0	6	2.2
Sept. 23	TCU	1	7	0	7	0	7	7.0
Sept. 30	at Texas Tech	2	12	0	12	0	7	6.0
Oct. 14	Baylor	9	47	0	47	1	14	5.2
Oct. 21	at Texas	11	43	0	43	1	10	3.9
Oct. 28	at West Virginia	36	156	14	142	1	23	3.9
Nov. 4	Oklahoma	0	0	0	0	0	0	0
Nov. 11	at Iowa State	5	8	1	7	0	4	1.4
Nov. 18	Kansas State	3	14	0	14	0	6	4.7
Nov. 25	Kansas	0	0	0	0	0	0	0.0
Dec. 28	vs. Virginia Tech	2	3	0	3	0	2	1.5

### King's 2017 Game-by-Game Receiving Stats

Date	Opponent	No.	Yds.	TD	Long
Aug. 31	Tulsa	0	0	0	0
Sept. 8	at South Alabama	0	0	0	0
Sept. 16	at Pittsburgh	0	0	0	0
Sept. 23	TCU	0	0	0	0
Sept. 30	at Texas Tech	0	0	0	0
Oct. 14	Baylor	0	0	0	0
Oct. 21	at Texas	0	0	0	0
Oct. 28	at West Virginia	5	29	1	8
Nov. 4	Oklahoma	1	7	0	7
Nov. 11	at Iowa State	1	7	0	7
Nov. 18	Kansas State	1	7	0	7
Nov. 25	Kansas	0	0	0	0
Dec. 28	vs. Virginia Tech	0	0	0	0

### King's 2018 Game-by-Game Rushing Stats

Date	Opponent	No.	Gain	Loss	Net	TD	Long	Avg.
Aug. 30	Missouri State	8	55	3	52	0	21	6.5
Sept. 8	South Alabama	9	37	5	32	0	17	3.6
Sept. 15	Boise State	5	16	0	16	0	8	3.2
Sept. 22	Texas Tech	3	8	0	8	0	6	2.7
Sept. 29	at Kansas	3	4	2	2	0	4	0.7
Oct. 6	Iowa State	0	0	0	0	0	0	0.0
Oct. 13	at Kansas State	5	25	0	25	0	12	5.0
Oct. 27	Texas	4	6	5	1	0	6	0.2
Nov. 3	at Baylor							
Nov. 10	at Oklahoma							
Nov. 17	West Virginia							
Nov. 24	at TCU							

### King's 2018 Game-by-Game Receiving Stats

Date	Opponent	No.	Yds.	TD	Long
Aug. 30	Missouri State	1	25	0	25
Sept. 8	South Alabama	1	25	1	25
Sept. 15	Boise State	1	9	0	9
Sept. 22	Texas Tech	1	23	1	23
Sept. 29	at Kansas	0	0	0	0
Oct. 6	Iowa State	0	0	0	0
Oct. 13	at Kansas State	2	10	0	5
Oct. 27	Texas	0	0	0	0
Nov. 3	at Baylor				
Nov. 10	at Oklahoma				
Nov. 17	West Virginia				
Nov. 24	at TCU				



# SELECT PLAYERS GAME-BY-GAME STATS

## King's Career Rushing Stats

Year	G	Att.	Gain	Loss	Net	Avg.	TD	Long	Avg./G
2017	13	99	489	20	469	4.7	4	71	36.1
2018	8	37	151	15	136	3.7	0	21	17.0
Career	21	136	640	35	605	4.4	4	71	28.8

## King's Career Receiving Stats

Year	G	Rec.	Yds.	Avg.	TD	Long	Avg./G
2017	13	8	50	6.2	1	8	3.8
2018	8	6	92	15.3	2	25	11.5
Career	21	14	142	10.1	3	25	6.8

## 29 ZACH SINOR

PUNTER | 5-10 | 223 | R-SENIOR  
CASTROVILLE, TEXAS/MEDINA VALLEY

## Career Highs

Most Punts	10 vs. Baylor, 2015
Most Punts Downed Inside 20	6 vs. TCU, 2015
Longest Punt	67 vs. Texas Tech, 9/22/18

## 2018 Season Highs

Most Punts	5 vs. Texas Tech, 9/22/18
Most Punts Downed Inside 20	3 at Kansas, 9/29/18
Longest Punt	67 vs. Texas Tech, 9/22/18

## Sinor's 2015 Game-by-Game Punting Stats

Date	Opponent	No.	Yds	Avg.	Long	In20	TB
Sept. 3	at Central Michigan	5	234	46.8	65	2	0
Sept. 12	Central Arkansas	5	217	43.4	50	3	0
Sept. 19	UTSA	5	174	34.8	40	1	0
Sept. 26	at Texas	5	194	38.8	44	2	1
Oct. 3	Kansas State	4	150	37.5	40	2	0
Oct. 10	at West Virginia	8	359	44.9	52	3	1
Oct. 24	Kansas	4	142	35.5	42	2	0
Oct. 31	at Texas Tech	5	201	40.2	43	2	1
Nov. 7	TCU	9	379	42.1	53	6	0
Nov. 14	at Iowa State	3	113	37.7	45	1	0
Nov. 21	Baylor	10	390	39.0	46	4	0
Nov. 28	Oklahoma	5	190	38.0	45	0	0
Jan. 1	vs Ole Miss	7	267	38.1	55	3	0

## Sinor's 2016 Game-by-Game Punting Stats

Date	Opponent	No.	Yds	Avg.	Long	In20	TB
Sept. 3	SE Louisiana	3	128	42.7	48	2	0
Sept. 10	Central Michigan	5	190	38.0	46	5	0
Sept. 17	Pittsburgh	6	286	47.7	65	4	0
Sept. 24	at Baylor	2	94	47.0	56	1	0
Oct. 1	Texas	6	276	46.0	53	2	0
Oct. 8	Iowa State	9	364	40.4	57	5	1
Oct. 22	at Kansas	4	168	42.0	53	1	0
Oct. 29	West Virginia	4	179	44.8	59	3	0
Nov. 5	at Kansas State	1	34	34.0	34	1	0
Nov. 12	Texas Tech	3	130	43.3	53	2	0
Nov. 19	at TCU	3	115	38.3	52	3	0
Dec. 3	at Oklahoma	6	240	40.0	58	3	0
Dec. 29	vs. Colorado	4	191	47.8	54	3	0

## Sinor's 2017 Game-by-Game Punting Stats

Date	Opponent	No.	Yds	Avg.	Long	In20	TB
Aug. 31	Tulsa	1	37	37.0	37	1	0
Sept. 8	at South Alabama	2	74	37.0	45	0	0
Sept. 16	at Pittsburgh	1	45	45.0	45	0	0
Sept. 23	TCU	3	145	48.3	57	0	1
Sept. 30	at Texas Tech	1	35	35.0	35	0	0
Oct. 14	Baylor	1	54	54.0	54	0	1
Oct. 21	at Texas	9	374	41.6	50	2	1
Oct. 28	at West Virginia	2	67	33.5	39	0	0
Nov. 4	Oklahoma	3	135	45.0	49	1	0
Nov. 11	at Iowa State	5	223	44.6	51	3	1
Nov. 18	Kansas State	5	235	47.0	52	1	1
Nov. 25	Kansas	3	123	41.0	49	0	0
Dec. 28	vs. Virginia Tech	2	92	46.0	49	1	0

## Sinor's 2018 Game-by-Game Punting Stats

Date	Opponent	No.	Yds	Avg.	Long	In20	TB
Aug. 30	Missouri State						DNP
Sept. 8	South Alabama						DNP
Sept. 15	Boise State						DNP
Sept. 22	Texas Tech	5	248	49.6	67	1	0
Sept. 29	at Kansas	4	185	46.2	49	3	1
Oct. 6	Iowa State	6	271	45.2	55	0	0
Oct. 13	at Kansas State	4	132	33.0	41	0	0
Oct. 27	Texas	4	180	45.0	57	1	0
Nov. 3	at Baylor						
Nov. 10	at Oklahoma						
Nov. 17	West Virginia						
Nov. 24	at TCU						

## Sinor's Career Stats

Year	GP	No.	Yards	Avg.	Long	TB	FC	in20	50+	BK
2015	13	75	3010	40.1	65	3	32	31	8	0
2016	13	56	2395	42.8	65	1	21	35	16	2
2017	13	38	1639	43.1	57	5	13	9	7	1
2018	5	23	1016	44.2	67	1	6	5	4	0
Career	44	192	8060	42.0	67	10	72	80	35	3

## 17 DILLON STONER

RECEIVER | 6-0 | 198 | R-SOPHOMORE  
TULSA, OKLA./JENKS

## Career Highs

Receptions	8 vs. Kansas State, 11/18/17
Receiving Yards	113 vs. Kansas, 11/25/17
Long Reception	76 vs. Kansas, 11/25/17

## 2018 Season Highs

Receptions	5 vs. Boise State, 9/15/18
Receiving Yards	68 vs. Boise State, 9/15/18
Long Reception	32 vs. Boise State, 9/15/18

## Stoner's 2016 Game-by-Game Receiving Stats

Date	Opponent	No.	Yds.	TD	Long
Sept. 3	SE Louisiana	2	27	0	17
Sept. 10	Central Michigan	0	0	0	0
Sept. 17	Pittsburgh	0	0	0	0
Sept. 24	at Baylor	3	0	0	4
Oct. 1	Texas		DNP		
Oct. 8	Iowa State		DNP		
Oct. 22	at Kansas		DNP		
Oct. 29	West Virginia		DNP		
Nov. 5	at Kansas State		DNP		
Nov. 12	Texas Tech		DNP		
Nov. 19	at TCU		DNP		
Dec. 3	at Oklahoma		DNP		

## Stoner's 2017 Game-by-Game Receiving Stats

Date	Opponent	No.	Yds.	TD	Long
Aug. 31	Tulsa	4	18	0	7
Sept. 8	at South Alabama	2	24	0	13
Sept. 16	at Pittsburgh	5	100	1	54
Sept. 23	TCU	3	39	1	14
Sept. 30	at Texas Tech	1	21	0	21
Oct. 14	Baylor		DNP		
Oct. 21	at Texas	2	15	0	8
Oct. 28	at West Virginia	3	44	0	27
Nov. 4	Oklahoma	4	53	0	30
Nov. 11	at Iowa State	4	41	1	19
Nov. 18	Kansas State	8	73	1	16
Nov. 25	Kansas	4	113	1	76
Dec. 28	vs. Virginia Tech	4	35	1	17

## Stoner's 2018 Game-by-Game Receiving Stats

Date	Opponent	No.	Yds.	TD	Long
Aug. 30	Missouri State	4	29	0	9
Sept. 8	South Alabama	4	54	0	20
Sept. 15	Boise State	5	68	1	32
Sept. 22	Texas Tech	1	22	0	22
Sept. 29	at Kansas		DNP		
Oct. 6	Iowa State	1	31	0	31
Oct. 13	at Kansas State	1	11	0	11
Oct. 27	Texas	4	33	0	13
Nov. 3	at Baylor				
Nov. 10	at Oklahoma				
Nov. 17	West Virginia				
Nov. 24	at TCU				

## Stoner's Career Receiving Stats

Year	G	Rec.	Yds.	Avg.	TD	Long	Avg./G
2016(RS)	4	5	27	5.4	0	17	6.8
2017	12	44	576	13.1	6	76	48.0
2018	7	20	248	12.4	1	32	35.4
Career	23	69	851	12.3	7	76	37.0



# SELECT PLAYERS GAME-BY-GAME STATS

## 2 TYLAN WALLACE

RECEIVER | 6-0 | 185 | SOPHOMORE  
FORT WORTH, TEXAS/SOUTH HILLS

### Career Highs

Receptions	10, twice, last vs. Texas, 10/27/18
Receiving Yards	222 vs. Texas, 10/27/18
Long Reception	56 at Kansas, 9/29/18

### 2018 Season Highs

Receptions	10, twice, last vs. Texas, 10/27/18
Receiving Yards	222 vs. Texas, 10/27/18
Long Reception	56 at Kansas, 9/29/18

### Wallace's 2017 Game-by-Game Receiving Stats

Date	Opponent	No.	Yds.	TD	Long
Aug. 31	Tulsa	0	0	0	0
Sept. 8	at South Alabama	1	7	0	7
Sept. 16	at Pittsburgh	2	49	0	39
Sept. 23	TCU	0	0	0	0
Sept. 30	at Texas Tech	0	0	0	0
Oct. 14	Baylor	0	0	0	0
Oct. 21	at Texas	0	0	0	0
Oct. 28	at West Virginia	0	0	0	0
Nov. 4	Oklahoma	0	0	0	0
Nov. 11	at Iowa State	3	49	0	25
Nov. 18	Kansas State	1	13	0	13
Nov. 25	Kansas	0	0	0	0
Dec. 28	vs. Virginia Tech	0	0	0	0

### Wallace's 2018 Game-by-Game Receiving Stats

Date	Opponent	No.	Yds.	TD	Long
Aug. 30	Missouri State	4	48	1	21
Sept. 8	South Alabama	10	166	1	33
Sept. 15	Boise State	5	105	0	43
Sept. 22	Texas Tech	7	123	0	31
Sept. 29	at Kansas	4	104	1	56
Oct. 6	Iowa State	5	82	1	42
Oct. 13	at Kansas State	5	90	0	45
Oct. 27	Texas	10	222	2	49
Nov. 3	at Baylor				
Nov. 10	at Oklahoma				
Nov. 17	West Virginia				
Nov. 24	at TCU				

### Wallace's Career Receiving Stats

Year	G	Rec.	Yds.	Avg.	TD	Long	Avg./G
2017	13	7	118	16.9	0	39	9.1
2018	8	50	940	18.8	6	56	117.5
Career	21	57	1058	18.6	6	56	50.4

## 4 TRACIN WALLACE

RECEIVER | 6-0 | 185 | R-FRESHMAN  
FORT WORTH, TEXAS/SOUTH HILLS

### Career/2018 Season Highs

Receptions	1 vs. Missouri State, 8/30/18
Receiving Yards	1 vs. Missouri State, 8/30/18
Long Reception	1 vs. Missouri State, 8/30/18

### Wallace's 2018 Game-by-Game Receiving Stats

Date	Opponent	No.	Yds.	TD	Long
Aug. 30	Missouri State	1	1	0	1
Sept. 8	South Alabama	0	0	0	0
Sept. 15	Boise State		DNP		
Sept. 22	Texas Tech		DNP		
Sept. 29	at Kansas		DNP		
Oct. 6	Iowa State		DNP		
Oct. 13	at Kansas State		DNP		
Oct. 27	Texas		DNP		
Nov. 3	at Baylor				
Nov. 10	at Oklahoma				
Nov. 17	West Virginia				
Nov. 24	at TCU				

### Wallace's Career Receiving Stats

Year	G	Rec.	Yds.	Avg.	TD	Long	Avg./G
2018	2	1	1	1.0	0	1	0.5
Career	2	1	1	1.0	0	1	0.5

## 88 LANDON WOLF

RECEIVER | 5-11 | 174 | R-SOPHOMORE  
TULSA, OKLA./EAST CENTRAL

### Career/2018 Season Highs

Receptions	2, twice, last vs. South Alabama, 9/8/18
Receiving Yards	24 vs. Missouri State, 8/30/18
Long Reception	16 vs. South Alabama, 9/8/18

### Wolf's 2018 Game-by-Game Receiving Stats

Date	Opponent	No.	Yds.	TD	Long
Aug. 30	Missouri State	2	24	0	13
Sept. 8	South Alabama	2	17	0	16
Sept. 15	Boise State	0	0	0	0
Sept. 22	Texas Tech	0	0	0	0
Sept. 29	at Kansas	6	116	1	42
Oct. 6	Iowa State	6	63	1	27
Oct. 13	at Kansas State	0	0	0	0
Oct. 27	Texas	2	23	0	20
Nov. 3	at Baylor				
Nov. 10	at Oklahoma				
Nov. 17	West Virginia				
Nov. 24	at TCU				

### Wolf's Career Receiving Stats

Year	G	Rec.	Yds.	Avg.	TD	Long	Avg./G
2017	13	0	0	0	0	0	0.0
2018	8	18	243	13.5	2	42	30.4
Career	21	18	243	13.5	2	42	11.6

## 89 JELANI WOODS

COWBOY BACK | 6-7 | 251 | R-FRESHMAN  
ELLENWOOD, GA./CEDAR GROVE

### Career/2018 Season Highs

Receptions	2 vs. Iowa State, 10/6/18
Receiving Yards	32 vs. South Alabama, 9/8/18
Long Reception	32 vs. South Alabama, 9/8/18

### Woods' 2018 Game-by-Game Receiving Stats

Date	Opponent	No.	Yds.	TD	Long
Aug. 30	Missouri State	0	0	0	0
Sept. 8	South Alabama	1	32	0	32
Sept. 15	Boise State	0	0	0	0
Sept. 22	Texas Tech	1	19	0	19
Sept. 29	at Kansas	1	5	0	5
Oct. 6	Iowa State	2	33	1	19
Oct. 13	at Kansas State	0	0	0	0
Oct. 27	Texas	1	16	1	16
Nov. 3	at Baylor				
Nov. 10	at Oklahoma				
Nov. 17	West Virginia				
Nov. 24	at TCU				

### Woods' Career Receiving Stats

Year	G	Rec.	Yds.	Avg.	TD	Long	Avg./G
2018	8	6	105	17.5	2	32	13.1
Career	8	6	105	17.5	2	32	13.1





# CAREER HIGHS FOR OTHERS (SORTED BY LAST NAME)

## Offense

### 11 KEONDRE WUDTEE - QB

Completions	1 , three times, last vs. South Alabama, 2018
Attempts	3 , twice, last vs. Missouri State, 2018
Passing Yards	25 vs. South Alabama, 2018
Passing TD	1 vs. South Alabama, 2018
Long Pass	25 vs. South Alabama, 2018
Rushes	7 vs. South Alabama, 2018
Rushing Yards	47 vs. Missouri State, 2018
Long Rush	30 vs. Missouri State, 2018

### 33 RYAN HAYMAKER - RB

Rushes	10 vs. Missouri State, 2018
Rushing Yards	26 vs. Missouri State, 2018
Rushing TD	No career rushing TD
Long Rush	10 vs. Missouri State, 2018

## Defense

### 94 JORDAN BRAILFORD - DE

Tackles	8 at Kansas, 2018
Sacks	3.0 at Kansas, 2018
TFL	5.0 at Kansas, 2018
Hurries	2 vs. Missouri State, 2018

### 24 JARRICK BERNARD - S

Tackles	14 vs. Texas Tech, 2018
TFL	1.0, twice, last vs. Kansas State, 2018
Sacks	1.0, twice, last vs. Kansas State, 2018
Interceptions	1 vs. Texas Tech, 2018

### 1 CALVIN BUNDAGE - LB

Tackles	12 vs. Boise State, 2018
TFL	2.5 vs. Kansas State, 2017
Sacks	2.0 vs. Oklahoma, 2017

### 99 TREY CARTER - DT

Tackles	6 vs. Kansas State, 2018
TFL	1.5 vs. Colorado, 2016
Sacks	1.0, four times, last vs. Missouri State, 2018
Hurries	2 vs. Virginia Tech, 2017

### 79 DARRION DANIELS - DT

Tackles	8 vs. TCU, 2017
TFL	1.0, seven times, last vs. Texas Tech, 2018
Sacks	1.0 vs. Texas Tech, 2018

### 3 KENNETH EDISON-MCGRUDER - LB

Tackles	8 at Kansas, 2018
TFL	1.5 vs. Iowa State, 2018
Sacks	1.0 vs. Tulsa, 2017
Pass Break Ups	1, twice, last at Texas Tech, 2017

### 4 A.J. GREEN - CB

Tackles	6, five times, last vs. Texas, 2018
TFL	1.5 vs. TCU, 2017
Pass Break Ups	2 at West Virginia, 2017
Interceptions	2 at West Virginia, 2017

### 16 DEVIN HARPER - LB

Tackles	9 at Kansas, 2018
Sacks	1.5 vs. Boise State, 2018
TFL	1.5 vs. Boise State, 2018
Interceptions	1 vs. South Alabama, 2018

### 33 KEVIN HENRY - LB

Tackles	6 vs. Tulsa, 2017
TFL	1.0 vs. Tulsa, 2017
Sacks	No career sacks

### 28 THABO MWANIKI - S

Tackles	5 vs. Texas Tech, 2018
TFL	No career tackles for loss
Pass Break Ups	1 vs. Boise State, 2018
Interceptions	1 vs. Baylor, 2017

### 93 JARRELL OWENS - DE

Tackles	6 vs. Iowa State, 2018
TFL	2.0, three times, last vs. Iowa State, 2018
Sacks	2.0 vs. Boise State, 2018
Hurries	1, three times, last vs. Texas Tech, 2018

### 31 KOLBY PEEL - LB

Tackles	7 vs. Iowa State, 2018
Sacks	No career sacks
TFL	1.0, twice, last vs. Kansas State, 2018

### 19 JUSTIN PHILLIPS - LB

Tackles	14 vs. Texas Tech, 2016
Sacks	1.0, five times, last vs. Kansas State, 2017
TFL	3.0 vs. Missouri State, 2018
Forced Fumbles	2 vs. Baylor, 2017

### 20 MALCOLM RODRIGUEZ - S

Tackles	11, twice, last vs. Texas, 2018
Pass Break Ups	No career pass break ups
Interceptions	No career interceptions

### 56 ENOCH SMITH, JR. - LB

Tackles	4 vs. Tulsa, 2017
Sacks	1.0, twice, last vs. Kansas State, 2017
TFL	2.0 vs. Kansas State, 2017

### 8 RODARIUS WILLIAMS - CB

Tackles	9 at Iowa State, 2017
TFL	1.0, twice, last vs. Kansas State
Pass Break Ups	2, four times, last vs. Iowa St., 2018
Interceptions	No career interceptions

### 82 COLE WALTERSCHEID

Tackles	7 at Oklahoma, 2016
TFL	4.0 vs. Pittsburgh, 2016
Forced Fumbles	2.0 vs. Pittsburgh, 2016
Pass Break Ups	2 vs. Texas, 2018



# STARTING LINEUPS/PLAYER CAREER STARTS

## GAME-BY-GAME STARTING LINEUPS

### STARTING LINEUPS - OFFENSE

		LT	LG	C	RG	RT	WR	WR/RB	WR	CW/WR/RB	RB	QB
8/30	Missouri State	Hambright	L. Williams	Wilson	Richards	Jenkins	Johnson	McCleskey	Ty. Wallace	Woods	Hill	Cornelius
9/8	South Alabama	Hambright	L. Williams	Wilson	Richards	Jenkins	Johnson	McCleskey	Ty. Wallace	Abbott	Hill	Cornelius
9/15	Boise State	Hambright	Keyes	Wilson	L. Williams	Jenkins	Johnson	McCleskey	Ty. Wallace	Stoner	Hill	Cornelius
9/22	Texas Tech	Hambright	Keyes	Wilson	L. Williams	Jenkins	Johnson	King	Ty. Wallace	Woods	Hill	Cornelius
9/29	at Kansas	Hambright	Keyes	Wilson	L. Williams	Jenkins	Johnson	Wolf	Ty. Wallace	Woods	Hill	Cornelius
10/6	Iowa State	Jenkins	Keyes	Wilson	L. Williams	Richards	Johnson	Wolf	Ty. Wallace	Woods	Hill	Cornelius
10/13	at Kansas State	Jenkins	Keyes	Wilson	L. Williams	Richards	Johnson	Stoner	Ty. Wallace	Woods	Hill	Cornelius
10/27	Texas	Jenkins	Keyes	Wilson	L. Williams	Richards	Johnson	Stoner	Ty. Wallace	King	Hill	Cornelius
11/3	at Baylor											
11/10	at Oklahoma											
11/17	West Virginia											
11/24	at TCU											

### STARTING LINEUPS - DEFENSE

		DE	DT	DT	DE	LB	LB	CB	S	S	S	CB
8/30	Missouri State	Owens	Daniels	Carter	Brailford	Bundage	Phillips	Green	Edison-McGruder	Rodriguez	Mwaniki	R. Williams
9/8	South Alabama	Owens	Daniels	Carter	Brailford	Bundage	Phillips	Green	Edison-McGruder	Rodriguez	Mwaniki	R. Williams
9/15	Boise State	Owens	Daniels	Carter	Brailford	Bundage	Phillips	Green	Edison-McGruder	Rodriguez	Mwaniki	R. Williams
9/22	Texas Tech	Owens	Daniels	Carter	Brailford	Bundage	Phillips	Green	Edison-McGruder	Rodriguez	Mwaniki	R. Williams
9/29	at Kansas	Owens	Smith	Carter	Brailford	Harper	Phillips	Green	Edison-McGruder	Peel	Bernard	R. Williams
10/6	Iowa State	Owens	Smith	Carter	Brailford	Bundage	Phillips	Green	Edison-McGruder	Peel	Bernard	R. Williams
10/13	at Kansas State	Owens	Smith	Carter	Brailford	Bundage	Phillips	Green	Edison-McGruder	Peel	Bernard	R. Williams
10/27	Texas	Owens	Smith	Carter	Brailford	Bundage	Phillips	Green	Edison-McGruder	Rodriguez	Bernard	R. Williams
11/3	at Baylor											
11/10	at Oklahoma											
11/17	West Virginia											
11/24	at TCU											

## CAREER CONSECUTIVE AND TOTAL STARTS

Player, Pos.	Yr.	Consecutive		Total		-----Starts by Year-----				Player, Pos.	Yr.	Consecutive		Total		-----Starts by Year-----			
		Starts	Starts	Starts	Starts	2018	2017	2016	2015			Starts	Starts	Starts	Starts	2018	2017	2016	2015
Justice Hill, RB	Jr.	31	31	8	13	10	0			Cole Walterscheid, DE	RSr.	0	21	0	8	13	0		
Justin Phillips, LB	RSr.	21	22	8	13	2	0			Darrion Daniels, DT	Sr.	0	14	4	10	0	0		
A.J. Green, CB	Jr.	21	21	8	13	0	0			Britton Abbott, CW	RSr.	0	10	1	9	0	0		
Rodarius Williams, CB	RSo.	21	21	8	13	0	0			Thabo Mwaniki, S	So.	0	6	4	2	0	0		
Johnny Wilson, OL	RJr.	18	18	8	10	0	0			Arlington Hambright, OL	RJr.	0	5	5	0	0	0		
Jordan Brailford, DE	RJr.	17	17	8	9	0	0			Jelani Woods, CW	RFr.	0	5	5	0	0	0		
Trey Carter, DT	RSr.	11	11	8	3	0	0			Kolby Peel, S	Fr.	0	3	3	0	0	0		
Jarrell Owens, DE	RSr.	8	20	8	0	12	0			Landon Wolf, WR	RSo.	0	2	2	0	0	0		
Larry Williams, OL	RSr.	8	16	8	3	5	0			Devin Harper, LB	RSo.	0	1	1	0	0	0		
Kenneth Edison-McGruder, S	Sr.	8	16	8	5	4	0			Sione Finefeuiaki, CW	Sr.	0	1	0	1	0	0		
Tevin Jenkins, OL	RSo.	8	11	8	3	0	0												
Taylor Cornelius, QB	RSr.	8	8	8	0	0	0												
Tyron Johnson, WR	RJr.	8	8	8	0	0	0												
Tylan Wallace, WR	So.	8	8	8	0	0	0												
Marcus Keyes, OL	RJr.	6	32	6	13	13	0												
Enoch Smith, DT	RSr.	4	4	4	0	0	0												
Jarrick Bernard, S	Fr.	4	4	4	0	0	0												
Calvin Bundage, LB	Jr.	3	16	7	9	0	0												
Shane Richards, OL	RSr.	3	5	5	0	0	0												
Dillon Stoner, WR	RSo.	2	9	3	6	0	0												
Malcolm Rodriguez, S	So.	1	5	5	0	0	0												
J.D. King, RB	So.	1	2	2	0	0	0												

## GAME-BY-GAME CAPTAINS

8/30	Missouri State	Abbott	Daniels	Phillips	Wolf
9/8	South Alabama	Brailford	Cornelius	Ogbongbemiga	Richards
9/15	Boise State	Z.Green	McCleskey	Edison-McGruder	Walterscheid
9/22	Texas Tech	Ammendola	Daniels	Hill	Stoner
9/29	at Kansas	Redwine-Bryant	Green	Keyes	Owens
10/6	Iowa State	Balous	Finefeuiaki	Smith Jr.	L.Williams
10/13	at Kansas State	Alexander	Carter	Jenkins	Phillips
10/27	Texas	Hill	Rodriguez	Walkingstick	Ty. Wallace
11/3	at Baylor				
11/10	at Oklahoma				
11/17	West Virginia				
11/24	at TCU				



# EXPLOSIVE PLAYS

## PASSING PLAYS - 20 YARDS OR LONGER (42)

Yds	Connection	Opponent	Result of Pass	Result of Drive
64	Cornelius to Johnson	Kansas	Touchdown	Touchdown
60	Cornelius to Johnson	South Alabama	1st and 10 at USA 11	Touchdown
56	Cornelius to Ty. Wallace	Kansas	1st and 10 at KU 15	Touchdown
54	Cornelius to Hubbard	Missouri State	Touchdown	Touchdown
49	Cornelius to Ty. Wallace	Texas	1st and 10 at UT 20	Missed FG
45	Cornelius to Ty. Wallace	Kansas State	1st and Goal at KSU 7	Field Goal
43	Cornelius to Ty. Wallace	Boise State	1st and Goal at BSU 8	Touchdown
42	Cornelius to Wolf	Kansas	Touchdown	Touchdown
42	Cornelius to Ty. Wallace	Iowa State	Touchdown	Touchdown
40	Cornelius to Ty. Wallace	Texas	Touchdown	Touchdown
39	Cornelius to Wolf	Kansas	1st and 10 at KU 20	Field Goal
36	Cornelius to Ty. Wallace	Kansas State	1st and 10 at KSU 39	Touchdown
36	Cornelius to Ty. Wallace	Texas	Touchdown	Touchdown
35	Cornelius to Johnson	Boise State	1st and 10 at BSU 35	Field Goal
33	Cornelius to Ty. Wallace	South Alabama	1st and 10 at USA 41	Punt
32	Cornelius to Johnson	South Alabama	1st and 10 at OSU 44	Interception
32	Cornelius to Woods	South Alabama	1st and 10 at USA 20	Field Goal
32	Cornelius to Stoner	Boise State	Touchdown	Touchdown
31	Cornelius to Ty. Wallace	Texas Tech	1st and 10 at TTU 31	Turnover on Downs
31	Cornelius to Stoner	Iowa State	1st and Goal at ISU 1	Touchdown
29	Cornelius to McCleskey	Missouri State	Touchdown	Touchdown
28	Cornelius to Johnson	Iowa State	Touchdown	Touchdown
27	Cornelius to Wolf	Iowa State	1st and 10 at ISU 40	Touchdown
27	Cornelius to Ty. Wallace	Texas	1st and 10 at UT 34	Touchdown
26	Cornelius to Ty. Wallace	Texas Tech	1st and 10 at TTU 28	Field Goal
25	Cornelius to King	Missouri State	1st and 10 at MSU 22	Field Goal
25	Cornelius to Johnson	South Alabama	1st and Goal at USA 8	Touchdown
25	Cornelius to Ty. Wallace	South Alabama	1st and 10 at USA 35	Touchdown
25	Wudtee to King	South Alabama	Touchdown	Touchdown
22	Cornelius to Hill	Missouri State	1st and 10 at MSU 49	Touchdown
23	Cornelius to King	Texas Tech	Touchdown	Touchdown
23	Cornelius to Johnson	Iowa State	1st and 10 at OSU 27	Touchdown
22	Cornelius to Stoner	Texas Tech	1st and 10 at OSU 39	Turnover on Downs
22	Cornelius to Ty. Wallace	Texas Tech	1st and 10 at TTU 31	Touchdown
22	Cornelius to Wolf	Iowa State	1st and 10 at ISU 38	Touchdown
21	Cornelius to Ty. Wallace	Missouri State	Touchdown	Touchdown
21	Cornelius to Ty. Wallace	Boise State	1st and 10 at OSU 46	Field Goal
21	Cornelius to Ty. Wallace	Kansas	1st and 10 at KU 22	Touchdown
20	Cornelius to Johnson	South Alabama	1st and 10 at USA 17	Field Goal
20	Cornelius to Ty. Wallace	South Alabama	1st and 10 at USA 16	Touchdown
20	Cornelius to Stoner	South Alabama	1st and 10 at USA 35	Touchdown
20	Cornelius to Wolf	Texas	1st and 10 at UT 46	Field Goal

## RUNNING PLAYS - 20 YARDS OR LONGER (20)

Yds	Rusher	Opponent	Result of Rush	Result of Drive
92	Justice Hill	Missouri State	1st and Goal at MSU 3	Touchdown
77	LD Brown	Missouri State	Touchdown	Touchdown
53	Justice Hill	Boise State	1st and 10 at BSU 19	Touchdown
48	Taylor Cornelius	Iowa State	1st and 10 at ISU 15	Touchdown
37	Justice Hill	Texas Tech	1st and 10 at TTU 38	Missed Field Goal
35	Justice Hill	Texas Tech	1st and 10 at TTU 39	Touchdown
34	Taylor Cornelius	South Alabama	1st and Goal at USA 7	Interception
32	Taylor Cornelius	Missouri State	1st and Goal at MSU 3	Touchdown
30	Keondre Wudtee	Missouri State	1st and 10 at MSU 40	Turnover on Downs
27	Chuba Hubbard	Kansas	1st and 10 at KU 5	Field Goal
27	Justice Hill	Texas	1st and 10 at UT 25	Touchdown
26	Taylor Cornelius	Kansas State	1st and 10 at KSU 42	Interception
23	Taylor Cornelius	Iowa State	1st and 10 at ISU 21	Touchdown
22	Chuba Hubbard	South Alabama	Touchdown	Touchdown
22	Taylor Cornelius	Kansas State	1st and 10 at KSU 48	Punt
21	J.D. King	Missouri State	1st and 10 at MSU 34	Touchdown
21	Justice Hill	Kansas	1st and 10 at KU 17	Touchdown
21	Chuba Hubbard	Texas	1st and 10 at UT 45	Missed FG
20	Justice Hill	Kansas	1st and 10 at KU 48	Punt
20	Chuba Hubbard	Texas	1st and 10 at UT 13	Missed FG

## KICK RETURNS - 30 YARDS OR LONGER (6)

Yds	Returner	Opponent	Result of Return	Result of Drive
42	Chuba Hubbard	Missouri State	1st at 10 at OSU 42	Touchdown
33	Chuba Hubbard	Iowa State	1st and 10 at OSU 38	Punt
32	Chuba Hubbard	Boise State	1st and 10 at OSU 32	Touchdown
31	Chuba Hubbard	Iowa State	1st and 10 at OSU 32	Touchdown
31	Chuba Hubbard	Kansas State	1st and 10 at OSU 34	Punt
30	Chuba Hubbard	Texas	1st and 10 at OSU 47	Touchdown

## PUNT RETURNS - 20 YARDS OR LONGER (0)

Yds	Returner	Opponent	Result of Return	Result of Drive
-----	----------	----------	------------------	-----------------

## INTERCEPTION/FUMBLE RETURNS - 20 YARDS OR LONGER (1)

Yds	Returner	Opponent	Result of Return	Result of Drive
24	Devin Harper	South Alabama	Touchdown	Touchdown



# SCORING SUMMARY

AUG. 30 VS. MISSOURI STATE	QTR.	TIME	PLAYS	YDS.	ELAPSED
Justice Hill, 3 yd run	1	12:24	8	75	2:36
Matt Ammendola, 20 yd field goal	1	5:25	14	68	5:01
Jalen McCleskey, 5 yd run	1	2:28	7	70	1:53
Sione Finefeuiaki, 3 yd pass from Cornelius	2	14:56	4	95	1:10
Tylan Wallace, 21 yd pass from Cornelius	2	6:37	10	80	3:04
Jalen McCleskey, 18 yd pass from Cornelius	3	8:59	4	58	1:29
Chuba Hubbard, 54 yd pass from Cornelius	3	2:14	5	67	1:40
Jalen McCleskey, 29 yd pass from Cornelius	4	14:37	5	54	0:57
LD Brown, 77 yd run	4	12:19	3	80	1:19

SEPT. 8 VS. SOUTH ALABAMA	QTR.	TIME	PLAYS	YDS.	ELAPSED
Tylan Wallace, 11 yd pass from Cornelius	1	8:38	2	71	0:23
Tyron Johnson, 1 yd run	1	4:05	8	37	2:09
Matt Ammendola, 45 yd field goal	2	13:20	10	57	2:30
Justice Hill, 3 yd run	2	6:11	11	68	3:55
Justice Hill, 2 yd run	2	0:21	10	75	2:36
Devin Harper, 24 yd interception return	3	9:56	0	0	0:00
Matt Ammendola, 37 yd field goal	3	1:44	6	46	2:16
Chuba Hubbard, 22 yd run	4	14:10	5	60	1:29
J.D. King, 25 yd pass from Wudtee	4	4:39	7	42	7:59

SEPT. 15 VS. BOISE STATE	QTR.	TIME	PLAYS	YDS.	ELAPSED
Justice Hill, 8 yd run	2	12:08	6	75	2:12
Taylor Cornelius, 1 yd run	2	8:43	3	7	1:16
Matt Ammendola, 22 yd field goal	2	2:12	11	63	4:07
Matt Ammendola, 48 yd field goal	3	13:03	8	44	1:57
Dillon Stoner, 32 yd pass from Cornelius	3	6:40	8	68	2:38
Za'Carrius Green, 13 yd blocked punt return	3	5:11	0	0	0:00
Matt Ammendola, 23 yd field goal	4	11:07	14	69	5:23
Taylor Cornelius, 6 yd run	4	4:16	5	72	2:37

SEPT. 22 VS. TEXAS TECH	QTR.	TIME	PLAYS	YDS.	ELAPSED
J.D. King, 23 yd pass from Cornelius	1	7:35	8	99	1:47
Matt Ammendola, 39 yd ffield goal	1	2:00	9	52	2:50
Justice Hill, 13 yd run	2	10:40	5	53	0:47

SEPT. 29 AT KANSAS	QTR.	TIME	PLAYS	YDS.	ELAPSED
Tylan Wallace, 11 yd pass from Cornelius	1	10:21	9	75	4:39
Landon Wolf, 42 yd pass from Cornelius	1	3:07	7	65	3:42
Tyron Johnson, 64 yd pass from Cornelius	2	13:34	4	92	1:11
Matt Ammendola, 33 yd field goal	2	7:05	9	45	4:24
Justice Hill, 10 yd run	3	12:34	4	75	1:21
Matt Ammendola, 29 yd field goal	3	7:25	8	67	3:03
Tyron Johnson, 12 yd pass from Cornelius	4	6:22	5	37	1:57
Chuba Hubbard, 13 yd run	4	2:38	5	43	1:41

OCT. 6 VS. IOWA STATE	QTR.	TIME	PLAYS	YDS.	ELAPSED
Jelani Woods, 14 yd pass from Cornelius	1	11:03	5	70	2:24
Landon Wolf, 8 yd pass from Cornelius	2	9:06	9	68	3:31
Tyron Johnson, 28 yd pass from Cornelius	2	2:21	9	75	3:15
Taylor Cornelius, 1 yd run	3	12:35	7	65	2:25
Justice Hill, 5 yd run	4	10:25	6	23	1:56
Tylan Wallace, 42 yd pass from Cornelius	4	00:56	6	96	1:40

OCT. 13 AT KANSAS STATE	QTR.	TIME	PLAYS	YDS.	ELAPSED
Matt Ammendola, 48 yd field goal	1	5:10	10	36	4:31
Matt Ammendola, 22 yd field goal	2	7:53	6	52	2:32
Taylor Cornelius, 1 yd run	4	14:23	10	75	3:18

OCT. 27 VS. TEXAS	QTR.	TIME	PLAYS	YDS.	ELAPSED
Tylan Wallace, 40 yd pass from Cornelius	1	13:12	4	53	1:48
Jelani Woods, 16 yd pass from Cornelius	1	6:43	9	75	3:15
Matt Ammendola, 24 yd field goal	1	3:59	8	59	1:42
Taylor Cornelius, 1 yd run	2	10:00	10	64	3:28
Tylan Wallace, 36 yd pass from Cornelius	2	1:17	10	70	2:56
Taylor Cornelius, 10 yd run	4	5:44	6	35	2:14

NOV. 3 AT BAYLOR	QTR.	TIME	PLAYS	YDS.	ELAPSED
------------------	------	------	-------	------	---------

NOV. 10 AT OKLAHOMA	QTR.	TIME	PLAYS	YDS.	ELAPSED
---------------------	------	------	-------	------	---------

NOV. 17 VS. WEST VIRGINIA	QTR.	TIME	PLAYS	YDS.	ELAPSED
---------------------------	------	------	-------	------	---------

NOV. 24 AT TCU	QTR.	TIME	PLAYS	YDS.	ELAPSED
----------------	------	------	-------	------	---------





# DRIVE ANALYSIS

## OKLAHOMA STATE SEASON DRIVE CHART

Opponent	Total Drives	Total Yard Line	Avg. Start Position	Start in Opp.	How Ended						
					TD	FG	Missed FG	Punt	Downs	TO	Clock
Missouri State	16	462	Own 28	1	8	1	0	3	1	2	1
South Alabama	15	436	Own 29	5	6	2	0	3	1	3	0
Boise State	12	384	Own 32	2	4	3	0	3	0	0	1
Texas Tech	12	278	Own 23	0	2	1	1	5	1	1	1
Kansas	14	510	Own 36	3	6	2	0	4	0	1	1
Iowa State	16	443	Own 27	1	6	0	0	6	0	2	1
Kansas State	10	298	Own 29	0	1	2	0	5	0	2	0
Texas	13	432	Own 33	2	5	1	2	4	0	0	1

Baylor  
Oklahoma  
West Virginia  
TCU

**Note:** Non-offensive touchdowns and turnovers on punt returns and kick returns are not counted as drives.

## OPPONENT SEASON DRIVE CHART

Opponent	Total Drives	Total Yard Line	Avg. Start Position	Start In Opp.	How Ended						
					TD	FG	Missed FG	Punt	Downs	TO	Clock
Missouri State	16	439	Own 27	0	2	1	0	10	0	2	1
South Alabama	16	408	Own 25	1	2	0	0	10	2	1	2
Boise State	11	340	Own 29	0	3	0	1	5	1	1	1
Texas Tech	13	352	Own 27	1	5	2	1	2	0	2	1
Kansas	14	344	Own 24	0	4	0	1	6	1	1	1
Iowa State	16	579	Own 37	3	6	1	0	6	0	2	1
Kansas State	11	319	Own 29	1	4	1	1	3	0	0	2
Texas	13	318	Own 24	0	5	0	0	7	0	0	1

Baylor  
Oklahoma  
West Virginia  
TCU

**Note:** Non-offensive touchdowns and turnovers on punt returns and kick returns are not counted as drives.

## SCORING DRIVE ANALYSIS

Plays Run	Okla. State		Opponent	
	TD	FG	TD	FG
1-5	16	0	7	0
6-10	21	8	21	3
11-15	1	4	1	2
16+	0	0	0	0

Yards Gained	Okla. State		Opponent	
	TD	FG	TD	FG
Negative Yards	0	0	0	0
0-9 yards	1	0	0	0
10-19 yards	0	0	0	1
20-29 yards	1	0	0	1
30-39 yards	3	1	1	1
40-49 yards	2	3	0	0
50-59 yards	4	4	2	1
60-69 yards	8	4	9	1
70-79 yards	13	0	18	0
80-89 yards	2	0	1	0
90-99 yards	4	0	0	0

Time Elapsed	Okla. State		Opponent	
	TD	FG	TD	FG
0:00-0:59	2	0	3	0
1:00-1:59	14	2	5	0
2:00-2:59	10	3	6	0
3:00-3:59	8	1	12	2
4:00-4:59	1	3	3	2
5:00-5:59	0	2	1	0
6:00-6:59	0	0	1	1
7:00-7:59	1	0	0	0
8:00-8:59	0	0	0	0
9:00-9:59	0	0	0	0
10:00+	0	0	0	0

## THREE-AND-OUT

For the purpose of this note, a three-and-out is defined as a possession in which three offensive plays were run without gaining a first down and those three plays were followed immediately by a punt, or a possession that resulted in a turnover before the offense gained a first down.

Game	OSU Three-and-Out/Drives	Opponent Three-and-Out/Drives
Missouri State	4/16	9/16
South Alabama	1/15	9/16
Boise State	2/11	4/12
Texas Tech	4/12	0/13
at Kansas	2/14	6/14
Iowa State	5/16	6/16
at Kansas State	2/10	3/11
Texas	2/13	5/13
at Baylor		
at Oklahoma		
West Virginia		
at TCU		

## DOWNS SUMMARY

### OKLAHOMA STATE OFFENSE

Down	Yardage Gained							Conv-Att*	Conv Pct.
	Neg. Yds.	0-3	4-6	7-9	10	11+	20+		
First Down	23	113	42	27	4	31	27	66-267	.247
Second Down	18	83	19	18	8	30	16	63-192	.328
Third Down	5	59	16	10	4	11	15	50-119	.420
Fourth Down	3	5	1	1	0	3	4	12-17	.705
<b>Total</b>	<b>49</b>	<b>260</b>	<b>78</b>	<b>56</b>	<b>16</b>	<b>75</b>	<b>62</b>	<b>191-595</b>	<b>.321</b>

### OPPONENT OFFENSE

Down	Yardage Gained							Conv-Att*	Conv Pct.
	Neg. Yds.	0-3	4-6	7-9	10	11+	20+		
First Down	22	117	47	27	6	20	18	46-259	.178
Second Down	15	94	29	19	9	14	18	66-201	.328
Third Down	7	52	21	10	5	18	8	46-121	.380
Fourth Down	1	2	5	1	0	0	1	6-10	.600
<b>Total</b>	<b>45</b>	<b>265</b>	<b>100</b>	<b>57</b>	<b>20</b>	<b>52</b>	<b>45</b>	<b>164-591</b>	<b>.277</b>

\* Conv. = Plays that resulted in a first down or touchdown. Att = Total plays run

## GAME-OPENING DRIVES

	----- Oklahoma State -----					----- Opponent -----			
	Plays	Yards	TOP	Result		Plays	Yards	TOP	Result
Missouri State	8	75	2:36	TD		4	4	1:58	Punt
South Alabama	3	1	0:37	Punt		9	25	4:01	Downs
Boise State	3	1	0:37	Punt		6	18	2:01	Punt
Texas Tech	3	-3	1:02	Punt		9	41	4:36	Punt
at Kansas	9	75	4:39	TD		9	40	3:32	Missed FG
Iowa State	5	70	2:24	TD		3	-3	1:33	Punt
at Kansas St.	5	13	1:33	Punt		6	35	1:49	Missed FG
Texas	4	53	1:48	TD		7	65	3:14	TD
at Baylor									
at Oklahoma									
West Virginia									
at TCU									

## SECOND HALF-OPENING DRIVES

	----- Oklahoma State -----				----- Opponent -----			
	Plays	Yards	TOP	Result	Plays	Yards	TOP	Result
Missouri State	4	58	1:29	TD	10	33	4:32	FG
South Alabama	3	12	1:01	INT	3	8	1:19	Punt
Boise State	8	44	1:57	FG	8	75	3:45	TD
Texas Tech	3	0	1:08	Punt	9	70	3:01	INT
at Kansas	4	75	1:21	TD	3	75	1:05	TD
Iowa State	7	65	2:25	TD	4	75	1:29	TD
at Kansas St.	3	4	1:13	Punt	9	70	4:59	TD
Texas	9	25	3:29	Punt	8	27	3:02	Punt
at Baylor								
at Oklahoma								
West Virginia								
at TCU								



# OSU IN THE BIG 12 AND NCAA STATISTICAL RANKINGS

## TEAM STATS

Category	Actual	Big 12 Rank	NCAA Rank
Scoring Offense	39.3	4	18
Scoring Defense	29.3	9	85
Total Offense	494.1	3	11
Total Defense	395.6	6	73
Rushing Offense	198.6	2	39
Rushing Defense	139.6	4	41
Passing Offense	295.5	5	19
Passing Yards Allowed	256	8	98
Team Passing Efficiency	153.02	3	22
Team Passing Efficiency Defense	139.7	8	88
Passing Yards per Completion	14.78	2	11
Kickoff Returns	19.8	7	79
Kickoff Return Defense	20.64	7	65
Punt Returns	7.59	8	82
Punt Return Defense	4	3	20
Passes Intercepted	4	9	105
Passes Had Intercepted	8	6	82
Net Punting	40.73	2	18
Team Sacks	3.88	1	1
Team Tackles for Loss	8	3	12
Sacks Allowed	2.88	7	111
First Downs Offense	191	4	28
First Downs Defense	172	8	83
3rd Down Conversion Pct	0.42	7	46
3rd Down Conversion Pct Defense	0.387	4	63
4th Down Conversion Pct	0.706	2	13
4th Down Conversion Pct Defense	0.6	6	86
Fewest Penalty Yards Per Game	70.75	8	107
Time of Possession	27:28	10	111
Turnover Margin	-0.38	8	92
Turnovers Gained	9	7	98
Fumbles Recovered	5	3	60
Blocked Kicks	2	2	18
Blocked Punts	2	1	3
Red Zone Offense	0.833	6	73
Red Zone Defense	0.778	3	28

## INDIVIDUAL STATS

	Actual	Big 12 Rank	NCAA Rank
<b>5 JUSTICE HILL - RB</b>			
Rushing Yards	776	2	25
Rushing Yards Per Game	97	3	26
Rush Yards Per Carry	5.75	4	42
Rushing TDs	7	4	44
All Purpose	104	8	71
Total Touchdowns	7	7	75

	Actual	Big 12 Rank	NCAA Rank
<b>14 TAYLOR CORNELIUS - QB</b>			
Passing Yards per Completion	14.87	2	8
Points Responsible For	150	3	8
Yards per Pass Attempt	8.95	3	9
Points Responsible For Per Game	18.8	3	9
Passing Yards	2,335	2	10
Total Offense	318.5	3	11
Passing TDs	19	3	13
Passing Yards Per Game	291.9	3	14
Passing Efficiency	153.2	3	26
Completions Per Game	19.63	4	39
Rushing TDs	6	5	66
Completion Percentage	0.602	7	72
Total Touchdowns	6	10	-

	Actual	Big 12 Rank	NCAA Rank
<b>30 CHUBA HUBBARD - RB</b>			
Combined Kick Returns	360	3	38
Kickoff Returns	22.5	4	38
All Purpose	90.63	13	-

	Actual	Big 12 Rank	NCAA Rank
<b>2 TYLAN WALLACE - WR</b>			
Receiving Yards	940	2	4
Receiving Yards Per Game	117.5	2	4
Yards per Reception	18.8	4	25
Receptions Per Game	6.3	2	26
Receiving TDs	6	6	30
All Purpose	120.25	4	33
Total Touchdowns	6	10	-

	Actual	Big 12 Rank	NCAA Rank
<b>17 DILLON STONER - WR</b>			
Punt Returns	7.6	3	39

	Actual	Big 12 Rank	NCAA Rank
<b>13 TYRON JOHNSON - WR</b>			
Yards per Reception	19.29	3	19
Receiving TDs	3	14	-

	Actual	Big 12 Rank	NCAA Rank
<b>94 JORDAN BRAILFORD - DE</b>			
Tackles For Loss	1.8	1	3
Sacks	1.13	1	5

	Actual	Big 12 Rank	NCAA Rank
<b>11 AMEN OGBONGBEMIGA - LB</b>			
Fumbles Recovered	1	4	83

	Actual	Big 12 Rank	NCAA Rank
<b>56 ENOCH SMITH - DT</b>			
Fumbles Recovered	1	4	83

	Actual	Big 12 Rank	NCAA Rank
<b>93 JARRELL OWENS - DE</b>			
Sacks	0.5	9	96

	Actual	Big 12 Rank	NCAA Rank
<b>3 KENNETH EDISON-MCGRUDER - S</b>			
Fumbles Recovered	1	4	83

	Actual	Big 12 Rank	NCAA Rank
<b>19 JUSTIN PHILLIPS - LB</b>			
Solo Tackles	5.4	4	33
Fumbles Recovered	1	4	83
Total Tackles	7.6	8	93

	Actual	Big 12 Rank	NCAA Rank
<b>18 ZA'CARRIUS GREEN - S</b>			
Punt Return TDs	1	1	3
Fumbles Recovered	1	4	83

	Actual	Big 12 Rank	NCAA Rank
<b>49 MATT AMMENDOLA - K</b>			
Scoring	9.3	2	12
Total Points Scored	74	2	13
Field Goals Per Game	1.5	2	20
Field Goal Percentage	0.8	3	29
Points Responsible For	74	8	89
Points Responsible For Per Game	9.3	9	95

- Player does not rank in the NCAA top 100 in this category



# OKLAHOMA STATE STATISTICS

RECORD:	OVERALL	HOME	AWAY	NEUTRAL
ALL GAMES	5-3-0	4-2-0	1-1-0	0-0-0
CONFERENCE	2-3-0	1-2-0	1-1-0	0-0-0
NON-CONFERENCE	3-0-0	3-0-0	0-0-0	0-0-0

## RESULTS

DATE	OPPONENT	W/L	SCORE	ATTEND
Aug 30, 2018	MISSOURI STATE	W	58-17	50103
Sept. 8, 2018	SOUTH ALABAMA	W	55-13	53,923
Sept. 15, 2018	#17 BOISE STATE	W	44-21	54,974
*Sept. 22, 2018	TEXAS TECH	L	17-41	53,166
*Sept. 29, 2018	at Kansas	W	48-28	18,364
*Oct. 6, 2018	IOWA STATE	L	42-48	52,995
*Oct. 13, 2018	at Kansas State	L	12-31	50,435
*Oct. 27, 2018	#6 TEXAS	W	38-35	56,790

## TEAM STATISTICS

	OSU	OPP
SCORING	314	234
Points Per Game	39.2	29.2
Points Off Turnovers	21	19
FIRST DOWNS	191	172
Rushing	76	55
Passing	102	96
Penalty	13	21
RUSHING YARDAGE	1589	1117
Yards gained rushing	1900	1382
Yards lost rushing	311	265
Rushing Attempts	328	306
Average Per Rush	4.8	3.7
Average Per Game	198.6	139.6
TDs Rushing	18	14
PASSING YARDAGE	2364	2048
Comp-Att-Int	160-267-8	178-285-4
Average Per Pass	8.9	7.2
Average Per Catch	14.8	11.5
Average Per Game	295.5	256.0
TDs Passing	20	17
TOTAL OFFENSE	3953	3165
Total Plays	595	591
Average Per Play	6.6	5.4
Average Per Game	494.1	395.6
KICK RETURNS: #-Yards	20-396	14-289
PUNT RETURNS: #-Yards	17-129	14-56
INT RETURNS: #-Yards	4-39	8-50
KICK RETURN AVERAGE	19.8	20.6
PUNT RETURN AVERAGE	7.6	4.0
INT RETURN AVERAGE	9.8	6.2
FUMBLES-LOST	10-4	10-5
PENALTIES-Yards	56-566	52-424
Average Per Game	70.8	53.0
PUNTS-Yards	33-1440	49-1970
Average Per Punt	43.6	40.2
Net punt average	40.7	37.2
KICKOFFS-Yards	61-3734	43-2513
Average Per Kick	61.2	58.4
Net kick average	40.9	39.3
TIME OF POSSESSION/Game	27:28	32:26
3RD-DOWN Conversions	50/119	46/119
3rd-Down Pct	42%	39%
4TH-DOWN Conversions	12/17	6/10
4th-Down Pct	71%	60%
SACKS BY-Yards	31-180	23-177
MISC YARDS	0	0
TOUCHDOWNS SCORED	40	31
FIELD GOALS-ATTEMPTS	12-15	5-9
ON-SIDE KICKS	0-0	0-1
RED-ZONE SCORES	(35-42) 83%	(21-27) 78%
RED-ZONE TOUCHDOWNS	(24-42) 57%	(17-27) 63%
PAT-ATTEMPTS	(38-39) 97%	(29-30) 97%
ATTENDANCE	321951	68799
Games/Avg Per Game	6/53658	2/34400
Neutral Site Games		0/0

SCORE BY QUARTERS	1ST	2ND	3RD	4TH	OT	TOTAL
Oklahoma State	82	96	58	78	0	314
Opponents	30	75	72	57	0	234

## RUSHING

	GP	Att	Gain	Loss	Net	Avg	TD	Long	Avg/G
Hill, Justice	8	135	815	39	776	5.7	7	92	97.0
Hubbard, Chuba	8	35	277	13	264	7.5	2	27	33.0
Cornelius, Taylor	8	71	394	181	213	3.0	6	48	26.6
King, J.D.	8	37	151	15	136	3.7	0	21	17.0
Brown, LD	5	10	124	0	124	12.4	1	77	24.8
Wudtee, Keondre	2	12	89	8	81	6.8	0	30	40.5
Haymaker, Ryan	2	15	38	1	37	2.5	0	10	18.5
Wolf, Landon	8	1	6	0	6	6.0	0	6	0.8
McCleskey,Jalen	4	1	5	0	5	5.0	1	5	1.2
Johnson, Tyron	8	1	1	0	1	1.0	1	1	0.1
Sinor, Zach	5	1	0	7	-7	-7.0	0	0	-1.4
Hockett, Matt	8	1	0	9	-9	-9.0	0	0	-1.1
TEAM	6	8	0	38	-38	-4.8	0	0	-6.3
Total.....	8	328	1900	311	1589	4.8	18	92	198.6
Opponents.....	8	306	1382	265	1117	3.7	14	60	139.6

## PASSING

	G	Effic	Cmp-Att-Int	Pct	Yds	TD	Lng	Avg/G
Cornelius, Taylor	8	153.20	157-261-8	60.2	2335	19	64	291.9
Wudtee, Keondre	2	149.68	2-5-0	40.0	26	1	25	13.0
Stoner, Dillon	7	125.20	1-1-0	100.0	3	0	3	0.4
Total.....	8	153.02	160-267-8	59.9	2364	20	64	295.5
Opponents.....	8	139.70	178-285-4	62.5	2048	17	60	256.0

## RECEIVING

	G	No.	Yds	Avg	TD	Long	Avg/G
Wallace, Tylan	8	50	940	18.8	6	56	117.5
Johnson, Tyron	8	21	405	19.3	3	64	50.6
Stoner, Dillon	7	20	248	12.4	1	32	35.4
Wolf, Landon	8	18	243	13.5	2	42	30.4
McCleskey,Jalen	4	15	155	10.3	2	29	38.8
Hill, Justice	8	11	56	5.1	0	22	7.0
Hubbard, Chuba	8	8	101	12.6	1	54	12.6
Woods, Jelani	8	6	105	17.5	2	32	13.1
King, J.D.	8	6	92	15.3	2	25	11.5
Johnson,Braydon	7	1	7	7.0	0	6	1.0
Brown, LD	5	1	5	5.0	0	5	1.0
Finefeuiaki, Sione	8	1	3	3.0	1	3	0.4
Cornelius, Taylor	8	1	3	3.0	0	3	0.4
Wallace, Tracin	2	1	1	1.0	0	1	0.5
Total.....	8	160	2364	14.8	20	64	295.5
Opponents.....	8	178	2048	11.5	17	60	256.0

## TOTAL OFFENSE

	G	Plays	Rush	Pass	Total	Avg/G
Cornelius, Taylor	8	332	213	2335	2548	318.5
Hill, Justice	8	135	776	0	776	97.0
Hubbard, Chuba	8	35	264	0	264	33.0
King, J.D.	8	37	136	0	136	17.0
Brown, LD	5	10	124	0	124	24.8
Wudtee, Keondre	2	17	81	26	107	53.5
Haymaker, Ryan	2	15	37	0	37	18.5
Wolf, Landon	8	1	6	0	6	0.8
McCleskey,Jalen	4	1	5	0	5	1.2
Stoner, Dillon	7	1	0	3	3	0.4
Johnson, Tyron	8	1	1	0	1	0.1
Sinor, Zach	5	1	-7	0	-7	-1.4
Hockett, Matt	8	1	-9	0	-9	-1.1
TEAM	6	8	-38	0	-38	-6.3
Total.....	8	595	1589	2364	3953	494.1
Opponents.....	8	591	1117	2048	3165	395.6



# OKLAHOMA STATE STATISTICS

## SCORING

	PATs								
	TD	FGs	Kick	Rush	Rcv	Pass	DXP	Saf	Points
Ammendola, Matt	0	12-15	38-39	0-0	0	0-0	0	0	74
Hill, Justice	7	0-0	0-0	0-0	0	0-0	0	0	42
Wallace, Tylan	6	0-0	0-0	0-0	0	0-0	0	0	36
Cornelius, Taylor	6	0-0	0-0	0-0	0	0-1	0	0	36
Johnson, Tyron	4	0-0	0-0	0-0	0	0-0	0	0	24
Hubbard, Chuba	3	0-0	0-0	0-0	0	0-0	0	0	18
McCleskey, Jalen	3	0-0	0-0	0-0	0	0-0	0	0	18
Woods, Jelani	2	0-0	0-0	0-0	0	0-0	0	0	12
Wolf, Landon	2	0-0	0-0	0-0	0	0-0	0	0	12
King, J.D.	2	0-0	0-0	0-0	0	0-0	0	0	12
Green, Za'Carrius	1	0-0	0-0	0-0	0	0-0	0	0	6
Finefeuiaki, Sione	1	0-0	0-0	0-0	0	0-0	0	0	6
Harper, Devin	1	0-0	0-0	0-0	0	0-0	0	0	6
Brown, LD	1	0-0	0-0	0-0	0	0-0	0	0	6
Stoner, Dillon	1	0-0	0-0	0-0	0	0-0	0	0	6
Total.....	40	12-15	38-39	0-0	0	0-1	0	0	314
Opponents.....	31	5-9	29-30	0-0	1	1-1	0	1	234

## PUNT RETURNS

	No.	Yds	Avg	TD	Long
Stoner, Dillon	9	68	7.6	0	14
Wallace, Tylan	3	22	7.3	0	19
Wolf, Landon	3	2	0.7	0	10
Bernard, Jarrick	1	14	14.0	0	0
Ogbongbemiga, Amen	1	10	10.0	0	0
Green, Za'Carrius	0	13	0.0	1	13
Total.....	17	129	7.6	1	19
Opponents.....	14	56	4.0	0	16

## INTERCEPTIONS

	No.	Yds	Avg	TD	Long
Williams, Rodarius	1	0	0.0	0	0
Bernard, Jarrick	1	15	15.0	0	15
Harper, Devin	1	24	24.0	1	24
Green, A.J.	1	0	0.0	0	0
Total.....	4	39	9.8	1	24
Opponents.....	8	50	6.2	0	30

## KICK RETURNS

	No.	Yds	Avg	TD	Long
Hubbard, Chuba	16	360	22.5	0	42
Finefeuiaki, Sione	2	21	10.5	0	12
Brown, LD	1	15	15.0	0	15
Stoner, Dillon	1	0	0.0	0	0
Total.....	20	396	19.8	0	42
Opponents.....	14	289	20.6	0	36

## FUMBLE RETURNS

	No.	Yds	Avg	TD	Long
Total.....	0	0	0.0	0	0
Opponents.....	1	3	3.0	0	3

## ALL-PURPOSE

	G	Rush	Rec	PR	KOR	IR	Tot	Avg/G
Wallace, Tylan	8	0	940	22	0	0	962	120.2
Hill, Justice	8	776	56	0	0	0	832	104.0
Hubbard, Chuba	8	264	101	0	360	0	725	90.6
Johnson, Tyron	8	1	405	0	0	0	406	50.8
Stoner, Dillon	7	0	248	68	0	0	316	45.1
Wolf, Landon	8	6	243	2	0	0	251	31.4
King, J.D.	8	136	92	0	0	0	228	28.5
Cornelius, Taylor	8	213	3	0	0	0	216	27.0
McCleskey, Jalen	4	5	155	0	0	0	160	40.0
Brown, LD	5	124	5	0	15	0	144	28.8
Woods, Jelani	8	0	105	0	0	0	105	13.1
Wudtee, Keondre	2	81	0	0	0	0	81	40.5
Haymaker, Ryan	2	37	0	0	0	0	37	18.5
Bernard, Jarrick	8	0	0	14	0	15	29	3.6
Finefeuiaki, Sione	8	0	3	0	21	0	24	3.0
Harper, Devin	8	0	0	0	0	24	24	3.0
Green, Za'Carrius	8	0	0	13	0	0	13	1.6
Ogbongbemiga, Amen	8	0	0	10	0	0	10	1.2
Johnson, Braydon	7	0	7	0	0	0	7	1.0
Wallace, Tracin	2	0	1	0	0	0	1	0.5
Sinor, Zach	5	-7	0	0	0	0	-7	-1.4
Hockett, Matt	8	-9	0	0	0	0	-9	-1.1
TEAM	6	-38	0	0	0	0	-38	-6.3
Total.....	8	1589	2364	129	396	39	4517	564.6
Opponents.....	8	1117	2048	56	289	50	3560	445.0

## FIELD GOALS

	FGM-FGA	Pct	01-19	20-29	30-39	40-49	50-99	Lg	Blk
Ammendola, Matt	12-15	80.0	0-0	6-6	3-5	3-4	0-0	48	0

## FIELD GOAL SEQUENCE

	Oklahoma State	OPPONENTS
Missouri State	(20)	(40)
South Alabama	(45),(37)	-
Boise State	(22),(48),(23)	26
Texas Tech	(39),36	(31),(32),37
Kansas	(33),(29)	52
Iowa State	-	(22)
Kansas State	(48),(22)	51,(31)
Texas	(24),41,38	-

Numbers in (parentheses) indicate field goal was made.

## PUNTING

	No.	Yds	Avg	Long	TB	FC	I20	50+	Blkd
Sinor, Zach	23	1016	44.2	67	1	6	5	4	0
Hockett, Matt	7	281	40.1	47	1	1	1	0	0
McClure, Jake	2	106	53.0	54	0	0	1	2	0
TEAM	1	37	37.0	37	0	0	1	0	1
Total.....	33	1440	43.6	67	2	7	8	6	1
Opponents.....	49	1970	40.2	63	1	12	12	7	2

## KICKOFFS

	No.	Yds	Avg	TB	OB	Retn	Net	YdLn
McClure, Jake	61	3734	61.2	38	5			
Total.....	61	3734	61.2	38	5	289	40.9	24
Opponents.....	43	2513	58.4	17	2	396	39.3	25





# OKLAHOMA STATE STATISTICS

## DEFENSIVE STATS

			-----Tackles-----				-Sacks-	---Pass Def---			-Fumbles-		Blkd	
		GP	Solo	Ast	Total	TFL/Yds	No-Yards	Int-Yds	BrUp	QBH	Rcv-Yds	FF	Kick	Saf
19	Phillips,Justin	8	43	18	61	6.5-16	1.0-7	.	2	2	1-0	1	.	.
1X	Bundage, Calvin	7	30	16	46	8.0-19	1.5-5	.	.	3	.	.	.	.
20	Rodriguez, Malcolm	8	25	20	45	1.0-4	.	.	.	.	.	.	.	.
3	Edison-McGruder, K.	8	30	10	40	4.5-10	.	.	1	.	1-0	1	.	.
24	Bernard,Jarrick	8	29	6	35	2.5-19	2.0-18	1-15	1	1	.	1	1	.
8	Williams, Rodarius	8	27	5	32	1.0-1	.	1-0	8	.	.	.	.	.
94	Brailford, Jordan	8	24	7	31	14.5-62	9.0-50	.	1	5	.	1	.	.
16	Harper, Devin	8	21	9	30	2.0-14	1.5-12	1-24	1	2	.	1	.	.
4	Green, A.J.	8	22	7	29	.	.	1-0	4	.	.	.	.	.
31	Peel, Kolby	8	19	5	24	2.5-3	1.0-1	.	2	.	.	.	.	.
93	Owens, Jarrell	8	16	4	20	6.5-21	4.0-17	.	.	3	.	1	.	.
99	Carter, Trey	8	12	7	19	2.0-17	2.0-17	.	.	1	.	.	.	.
28	Mwaniki, Thabo	7	11	6	17	1.0-6	.	.	1	1	.	.	.	.
5F	Smith, Enoch	8	9	3	12	1.5-4	.	.	.	2	1-0	.	.	.
91	Scott, Mike	8	9	.	9	3.0-20	3.0-20	.	.	2	.	.	.	.
11	Ogbongbemiga, Amen	8	3	4	7	2.0-9	0.5-6	.	.	.	1-0	.	1	.
18	Green, Za'Carrius	8	6	1	7	.	.	.	.	.	1-0	.	.	.
79	Daniels,Darrion	4	4	3	7	1.0-11	1.0-11	.	.	.	.	.	.	.
98	Evers, Brendon	8	6	.	6	.	.	.	.	.	.	.	.	.
92	Murray, Cameron	8	3	3	6	0.5-5	0.5-5	.	.	.	.	.	.	.
5X	Siverand, Kemah	8	4	2	6	.	.	.	1	.	.	.	.	.
40	Martin, Brock	8	5	.	5	1.0-3	1.0-3	.	.	.	.	.	.	.
82	Walterscheid, Cole	8	3	1	4	2.0-7	2.0-7	.	2	.	.	.	.	.
38	Redwine-Bryant, P.	8	1	3	4	.	.	.	.	.	.	.	.	.
39	McClure, Jake	8	3	.	3	.	.	.	.	.	.	.	.	.
88	Wolf, Landon	8	2	1	3	.	.	.	.	.	.	.	.	.
1D	Balous, Bryce	8	.	2	2	.	.	.	.	.	.	.	.	.
7	Brown, LD	5	1	1	2	.	.	.	.	.	.	.	.	.
2X	McCalister, Tanner	7	2	.	2	.	.	.	.	.	.	.	.	.
13	Johnson, Tyron	8	1	.	1	.	.	.	.	.	.	.	.	.
33	Henry, Kevin	5	.	1	1	.	.	.	.	.	.	.	.	.
63	Walkingstick, Sam	8	1	.	1	.	.	.	.	.	.	.	.	.
86	Grant, Triston	2	1	.	1	1.0-1	1.0-1	.	.	.	.	.	.	.
14	Cornelius, Taylor	8	.	1	1	.	.	.	.	.	.	.	.	.
17	Stoner, Dillon	7	1	.	1	.	.	.	.	.	.	.	.	.
3B	Givens, Malik	8	1	.	1	.	.	.	.	.	.	.	.	.
12	Williams,Kanion	2	1	.	1	.	.	.	.	.	.	.	.	.
1	McCleskey,Jalen	4	1	.	1	.	.	.	.	.	.	.	.	.
Total.....		8	377	146	523	64-252	31-180	4-39	24	22	5-0	6	2	.
Opponents.....		8	380	146	526	66.0-281	23-177	8-50	23	19	4-3	3	1	1



# OKLAHOMA STATE STATISTICS

## INDIVIDUAL GAME-BY-GAME PASSING

#14 Cornelius, T.	Att	Comp	Int	Pct	Yards	TD	Long	Sack	Yds	Effic
Missouri State	35	25	1	71.4	300	5	54	1	7	184.9
South Alabama	40	25	2	62.5	428	1	60	3	32	150.6
Boise State	26	15	0	57.7	243	1	43	3	19	148.9
Texas Tech	38	18	1	47.4	258	1	31	2	16	107.8
Kansas	20	15	1	75.0	312	4	64	0	0	262.0
Iowa State	33	19	1	57.6	289	4	42	7	45	165.1
Kansas State	35	17	2	48.6	184	0	45	2	19	81.3
Texas	34	23	0	67.6	321	3	49	3	31	176.1
TOTALS	261	157	8	60.2	2335	19	64	21	169	153.2

#1A Wudtee, Keondre	Att	Comp	Int	Pct	Yards	TD	Long	Sack	Yds	Effic
Missouri State	3	1	0	33.3	1	0	1	1	6	36.1
South Alabama	2	1	0	50.0	25	1	25	1	2	320.0
TOTALS	5	2	0	40.0	26	1	25	2	8	149.7

#17 Stoner, Dillon	Att	Comp	Int	Pct	Yards	TD	Long	Sack	Yds	Effic
Boise State	1	1	0	100.0	3	0	3	0	0	125.2
TOTALS	1	1	0	100.0	3	0	3	0	0	125.2

## INDIVIDUAL GAME-BY-GAME RUSHING

	No-Yds/TD	MSU	USA	BSU	TTU	KU	ISU	KSU	UT	BU	OU	WVU	TCU
Hill, Justice RB	135-776/7	10-122/1	9-32/2	15-123/1	12-111/1	31-189/1	24-66/1	11-41/0	23-92/0				
Hubbard, Chuba RB	35-264/2	7-42/0	6-46/1	1-2/0	4-13/0	5-57/1	2-22/0	1-6/0	9-80/0				
Cornelius, T. QB	71-213/6	4-27/0	5-3/0	16-41/2	4-0/0	5-18/0	14-46/1	11-55/1	12-23/2				
King, J.D. RB	37-136/0	8-52/0	9-32/0	5-16/0	3-8/0	3-2/0	-	5-25/0	4-1/0				
Brown, LD RB	10-124/1	9-110/1	1-14/0	DNP	DNP	DNP	-	-	-				
Wudtee, Keondre QB	12-81/0	5-47/0	7-34/0	DNP	DNP	DNP	DNP	DNP	DNP				
Haymaker, Ryan RB	15-37/0	10-26/0	5-11/0	DNP	DNP	DNP	DNP	DNP	DNP				
Wolf, Landon WR	1-6/0	-	-	-	-	-	1-6/0	-	-				
McCleskey, Jalen WR	1-5/1	1-5/1	-	-	-	DNP	DNP	DNP	DNP				
Johnson, Tyron WR	1-1/1	-	1-1/1	-	-	-	-	-	-				
Sinor, Zach P	1-7/0	DNP	DNP	DNP	-	-	1-7/0	-	-				
Hockett, Matt P	1-9/0	-	1-9/0	-	-	-	-	-	-				
TEAM	8-38/0	DNP	DNP	1-2/0	1-4/0	2-10/0	1-7/0	-	3-15/0				

## INDIVIDUAL GAME-BY-GAME RECEIVING

	No-Yds/TD	MSU	USA	BSU	TTU	KU	ISU	KSU	UT	BU	OU	WVU	TCU
Wallace, Tylan WR	50-940/6	4-48/1	10-166/1	5-105/0	7-123/0	4-104/1	5-82/1	5-90/0	10-222/2				
Johnson, Tyron WR	21-405/3	2-13/0	5-137/0	1-35/0	2-21/0	3-86/2	4-79/1	3-28/0	1-6/0				
Stoner, Dillon WR	20-248/1	4-29/0	4-54/0	5-68/1	1-22/0	DNP	1-31/0	1-11/0	4-33/0				
Wolf, Landon WR	18-243/2	2-24/0	2-17/0	-	-	6-116/1	6-63/1	-	2-23/0				
McCleskey, Jalen WR	15-155/2	6-66/2	2-11/0	3-26/0	4-52/0	DNP	DNP	DNP	DNP				
Woods, Jelani	6-105/2	-	1-32/0	-	1-19/0	1-5/0	2-33/1	-	1-16/1				
Hubbard, Chuba RB	8-101/1	3-65/1	-	-	-	-	-	4-35/0	1-1/0				
King, J.D. RB	6-92/2	1-25/0	1-25/1	1-9/0	1-23/1	-	-	2-10/0	-				
Hill, Justice RB	11-56/0	1-22/0	1-11/0	-	2-2/0	1-0/0	1-1/0	2-10/0	3-14/0				
Johnson, Braydon	1-7/0	-	-	-	-	-	-	DNP	1-6/0				
Brown, LD RB	1-5/0	1-5/0	-	DNP	DNP	DNP	-	-	-				
Finefeuiaki, S.	1-3/1	1-3/1	-	-	-	-	-	-	-				
Cornelius, T. QB	1-3/0	-	-	1-3/0	-	-	-	-	-				
Wallace, Tracin WR	1-1/0	1-1/0	-	DNP	DNP	DNP	DNP	DNP	DNP				



# OKLAHOMA STATE STATISTICS

## INDIVIDUAL GAME-BY-GAME TACKLES

	UA-A	TOT	MSU	USA	BSU	TTU	KU	ISU	KSU	UT	BU	OU	WVU	TCU
Phillips, Justin LB	43-18	61	3-2	2-1	5-3	5-3	10-2	5-1	7-4	6-2				
Bundage, Calvin LB	30-16	46	6-1	5-2	6-6	4-0	DNP	3-1	5-5	1-1				
Rodriguez, M.	25-20	45	0-2	2-2	5-6	3-3	-	5-1	3-2	7-4				
Edison-McGruder	30-10	40	2-1	2-0	4-3	6-0	6-2	3-2	3-2	4-0				
Bernard, Jarrick	29-6	35	-	1-1	1-1	13-1	4-1	2-1	5-0	3-1				
Williams, R. CB	27-5	32	3-0	2-1	6-1	5-1	-	5-1	5-1	1-0				
Brailford, J. DE	24-7	31	2-0	2-0	3-2	1-0	7-1	3-1	2-2	4-1				
Harper, Devin LB	21-9	30	2-1	1-4	4-2	1-0	8-1	2-0	1-0	2-1				
Green, A.J. CB	22-7	29	-	3-2	3-1	5-1	2-1	0-1	4-0	5-1				
Peel, Kolby	19-5	24	1-0	5-0	2-1	3-1	2-0	5-2	1-1	-				
Owens, Jarrell DE	16-4	20	3-1	0-2	3-0	1-0	2-0	5-1	1-0	1-0				
Carter, Trey DT	12-7	19	3-0	1-1	0-1	2-0	1-0	1-1	3-3	1-1				
Mwaniki, Thabo	11-6	17	3-1	2-0	1-3	4-1	1-0	0-1	-	DNP				
Smith, Enoch DT	9-3	12	-	2-1	1-1	1-0	1-0	1-0	1-1	2-0				
Scott, Mike DE	9-0	9	1-0	1-0	-	3-0	2-0	1-0	-	1-0				
Green, Z.	6-1	7	2-0	2-1	-	2-0	-	-	-	-				
Daniels, Darrion DT	4-3	7	1-0	1-2	1-0	1-1	DNP	DNP	DNP	DNP				
Ogbongbemiga, A. LB	3-4	7	2-1	0-2	1-0	-	-	-	-	0-1				
Siverand, Kemah CB	4-2	6	-	1-1	-	-	-	2-0	1-0	0-1				
Evers, Brendon DT	6-0	6	1-0	2-0	-	1-0	1-0	1-0	-	-				
Murray, Cameron DT	3-3	6	-	2-2	0-1	1-0	-	-	-	-				
Martin, Brock DE	5-0	5	1-0	1-0	-	2-0	-	-	1-0	-				
Redwine-Bryant LB	1-3	4	-	0-2	1-1	-	-	-	-	-				
Walterscheid, C. DE	3-1	4	-	-	-	-	-	1-0	1-1	1-0				
McClure, Jake	3-0	3	-	1-0	-	-	1-0	1-0	-	-				
Wolf, Landon	2-1	3	0-1	-	-	1-0	1-0	-	-	-				
Brown, LD	1-1	2	-	0-1	DNP	DNP	DNP	-	1-0	-				
McCalister, T. CB	2-0	2	DNP	-	-	1-0	-	1-0	-	-				
Balous, Bryce CB	0-2	2	0-1	-	0-1	-	-	-	-	-				
Walkingstick, S.	1-0	1	-	-	-	-	-	-	-	1-0				
Henry, Kevin LB	0-1	1	-	0-1	DNP	DNP	-	-	-	DNP				
Grant, Triston DE	1-0	1	1-0	-	DNP	DNP	DNP	DNP	DNP	DNP				
Williams, Kanion	1-0	1	-	DNP	DNP	DNP	DNP	DNP	DNP	1-0				
McCleskey, Jalen	1-0	1	1-0	-	-	-	DNP	DNP	DNP	DNP				
Givens, Malik S	1-0	1	1-0	-	-	-	-	-	-	-				
Cornelius, T.	0-1	1	-	0-1	-	-	-	-	-	-				
Stoner, Dillon	1-0	1	-	-	-	-	DNP	-	1-0	-				
Johnson, Tyron	1-0	1	-	1-0	-	-	-	-	-	-				

## INDIVIDUAL GAME-BY-GAME SACKS

	UA-A	TOT	MSU	USA	BSU	TTU	KU	ISU	KSU	UT	BU	OU	WVU	TCU
Brailford, J. DE	9-0	9.0	1.0-6	1.0-8	2.0-12	-	3.0-16	1.0-4	-	1.0-4				
Owens, Jarrell DE	4-0	4.0	1.0-1	-	2.0-15	-	-	1.0-1	-	-				
Scott, Mike DE	3-0	3.0	-	-	-	2.0-16	1.0-4	-	-	-				
Carter, Trey DT	2-0	2.0	1.0-7	-	-	-	-	1.0-10	-	-				
Bernard, Jarrick	2-0	2.0	-	-	1.0-7	-	-	-	1.0-11	-				
Walterscheid, C. DE	2-0	2.0	-	-	-	-	-	1.0-1	1.0-6	-				
Harper, Devin LB	1-1	1.5	-	-	1.5-12	-	-	-	-	-				
Bundage, Calvin LB	1-1	1.5	1.0-2	-	0.5-3	-	DNP	-	-	-				
Phillips, Justin LB	1-0	1.0	-	-	-	-	1.0-7	-	-	-				
Peel, Kolby	1-0	1.0	-	1.0-1	-	-	-	-	-	-				
Martin, Brock DE	1-0	1.0	-	1.0-3	-	-	-	-	-	-				
Daniels, Darrion DT	1-0	1.0	-	-	-	1.0-11	DNP	DNP	DNP	DNP				
Grant, Triston DE	1-0	1.0	1.0-1	-	DNP	DNP	DNP	DNP	DNP	DNP				
Ogbongbemiga, A. LB	0-1	0.5	-	0.5-6	-	-	-	-	-	-				
Murray, Cameron DT	0-1	0.5	-	0.5-5	-	-	-	-	-	-				



# OKLAHOMA STATE STATISTICS

## INDIVIDUAL GAME-BY-GAME TACKLES FOR LOSS

	UA-A	TOT	MSU	USA	BSU	TTU	KU	ISU	KSU	UT	BU	OU	WVU	TCU
Brailford, J. DE	14-1	14.5	2.0-7	1.0-8	2.5-13	-	5.0-19	1.0-4	1.0-5	2.0-6				
Bundage, Calvin LB	7-2	8.0	1.0-2	1.5-3	1.5-5	2.0-5	DNP	1.0-3	-	1.0-1				
Phillips,Justin LB	6-1	6.5	3.0-4	0.5-0	-	1.0-2	2.0-10	-	-	-				
Owens, Jarrell DE	6-1	6.5	1.0-1	0.5-1	2.0-15	-	-	2.0-3	-	1.0-1				
Edison-McGruder	4-1	4.5	-	1.0-4	1.0-1	-	1.0-2	1.5-3	-	-				
Scott, Mike DE	3-0	3.0	-	-	-	2.0-16	1.0-4	-	-	-				
Bernard,Jarrick	2-1	2.5	-	0.5-1	1.0-7	-	-	-	1.0-11	-				
Peel, Kolby	2-1	2.5	-	1.0-1	-	-	-	0.5-0	1.0-2	-				
Walterscheid,C. DE	2-0	2.0	-	-	-	-	-	1.0-1	1.0-6	-				
Carter, Trey DT	2-0	2.0	1.0-7	-	-	-	-	1.0-10	-	-				
Ogbongbemiga,A. LB	1-2	2.0	1.0-2	1.0-7	-	-	-	-	-	-				
Harper, Devin LB	1-2	2.0	-	0.5-2	1.5-12	-	-	-	-	-				
Smith, Enoch DT	1-1	1.5	-	1.0-3	0.5-1	-	-	-	-	-				
Martin, Brock DE	1-0	1.0	-	1.0-3	-	-	-	-	-	-				
Rodriguez, M.	1-0	1.0	-	1.0-4	-	-	-	-	-	-				
Daniels,Darrion DT	1-0	1.0	-	-	-	1.0-11	DNP	DNP	DNP	DNP				
Mwaniki, Thabo	1-0	1.0	1.0-6	-	-	-	-	-	-	DNP				
Williams, R. CB	1-0	1.0	-	-	-	-	-	-	1.0-1	-				
Grant, Triston DE	1-0	1.0	1.0-1	-	DNP	DNP	DNP	DNP	DNP	DNP				
Murray, Cameron DT	0-1	0.5	-	0.5-5	-	-	-	-	-	-				

## INDIVIDUAL GAME-BY-GAME FUMBLES

	No-Lost	MSU	USA	BSU	TTU	KU	ISU	KSU	UT	BU	OU	WVU	TCU
Wallace, Tylan WR	2-2	1-1	-	-	1-1	-	-	-	-				
Cornelius, T. QB	2-1	-	-	-	1-0	-	1-1	-	-				
TEAM	2-0	DNP	DNP	-	1-0	-	1-0	-	-				
Hubbard, Chuba RB	1-0	-	-	-	-	-	-	-	1-0				
Hockett, Matt P	1-1	-	1-1	-	-	-	-	-	-				
Sinor, Zach P	1-0	DNP	DNP	DNP	-	-	1-0	-	-				
Wolf, Landon WR	1-0	1-0	-	-	-	-	-	-	-				

## INDIVIDUAL GAME-BY-GAME FUMBLES FORCED

	Number	MSU	USA	BSU	TTU	KU	ISU	KSU	UT	BU	OU	WVU	TCU
Brailford, J.	1	-	-	1	-	-	-	-	-				
Owens, Jarrell	1	-	-	1	-	-	-	-	-				
Harper, Devin	1	-	-	1	-	-	-	-	-				
Edison-McGruder	1	1	-	-	-	-	-	-	-				
Bernard,Jarrick	1	-	-	1	-	-	-	-	-				
Phillips,Justin	1	-	-	-	-	1	-	-	-				

## INDIVIDUAL GAME-BY-GAME FUMBLES RECOVERED

	Number	MSU	USA	BSU	TTU	KU	ISU	KSU	UT	BU	OU	WVU	TCU
Edison-McGruder	1	1	-	-	-	-	-	-	-				
Ogbongbemiga,A.	1	-	-	-	-	-	1	-	-				
Smith, Enoch	1	-	-	1	-	-	-	-	-				
Phillips,Justin	1	-	-	-	-	1	-	-	-				
Green, Z.	1	1	-	-	-	-	-	-	-				

## INDIVIDUAL GAME-BY-GAME PUNT RETURNS

	No-Yds	MSU	USA	BSU	TTU	KU	ISU	KSU	UT	BU	OU	WVU	TCU
Stoner, Dillon	9-68	2-7	2-25	-	-	DNP	-	2-14	3-22				
Wallace, Tylan	3-22	-	-	-	1-2	1-19	1-1	-	-				
Bernard,Jarrick	1-14	-	-	1-14	-	-	-	-	-				
Ogbongbemiga,A.	1-10	-	-	1-10	-	-	-	-	-				
Wolf, Landon	3-2	2-8	-	-	-	1-10	-	-	-				

## INDIVIDUAL GAME-BY-GAME KICK RETURNS

	No-Yds	MSU	USA	BSU	TTU	KU	ISU	KSU	UT	BU	OU	WVU	TCU
Hubbard, Chuba	16-360	1-42	2-37	1-32	2-28	1-9	4-102	4-80	1-30				
Finefeuiaki, S.	2-21	-	-	-	-	-	1-12	1-9	-				
Brown, LD	1-15	-	1-15	DNP	DNP	DNP	-	-	-				
Stoner, Dillon	1-0	-	-	-	-	DNP	-	-	1-0				





# OKLAHOMA STATE STATISTICS

## INDIVIDUAL GAME-BY-GAME INTERCEPTION RETURNS

	No-Yds	MSU	USA	BSU	TTU	KU	ISU	KSU	UT	BU	OU	WVU	TCU
Green, A.J.	1-0	-	-	-	1-0	-	-	-	-	-	-	-	-
Williams, R.	1-0	-	-	-	-	-	1-0	-	-	-	-	-	-
Bernard,Jarrick	1-15	-	-	-	1-15	-	-	-	-	-	-	-	-
Harper, Devin	1-24	-	1-24	-	-	-	-	-	-	-	-	-	-

## INDIVIDUAL GAME-BY-GAME FUMBLE RETURNS

	No-Yds	MSU	USA	BSU	TTU	KU	ISU	KSU	UT	BU	OU	WVU	TCU
	0-0	-	-	-	-	-	-	-	-	-	-	-	-

## INDIVIDUAL GAME-BY-GAME ALL-PURPOSE YARDS

	TOTAL	MSU	USA	BSU	TTU	KU	ISU	KSU	UT	BU	OU	WVU	TCU
Wallace, Tylan	962	48	166	105	125	123	83	90	222	-	-	-	-
Hill, Justice	832	144	43	123	109	189	67	51	106	-	-	-	-
Hubbard, Chuba	725	149	83	30	41	66	124	121	111	-	-	-	-
Johnson, Tyron	406	13	138	35	21	86	79	28	6	-	-	-	-
Stoner, Dillon	316	36	79	68	22	DNP	31	25	55	-	-	-	-
Wolf, Landon	251	16	17	-	-	126	69	-	23	-	-	-	-
King, J.D.	228	77	57	25	31	2	-	35	1	-	-	-	-
Cornelius, T.	216	27	3	44	-	18	46	55	23	-	-	-	-
McCleskey,Jalen	160	71	11	26	52	DNP	DNP	DNP	DNP	-	-	-	-
Brown, LD	144	115	29	DNP	DNP	DNP	-	-	-	-	-	-	-
Woods, Jelani	105	-	32	-	19	5	33	-	16	-	-	-	-
Wudtee, Keondre	81	47	34	DNP	DNP	DNP	DNP	DNP	DNP	-	-	-	-
Haymaker, Ryan	37	26	11	DNP	DNP	DNP	DNP	DNP	DNP	-	-	-	-
Bernard,Jarrick	29	-	-	14	15	-	-	-	-	-	-	-	-
Finefeuiaki, S.	24	3	-	-	-	-	12	9	-	-	-	-	-
Harper, Devin	24	-	24	-	-	-	-	-	-	-	-	-	-
Green, Z.	13	-	-	13	-	-	-	-	-	-	-	-	-
Ogbongbemiga,A.	10	-	-	10	-	-	-	-	-	-	-	-	-
Johnson,Braydon	7	-	-	-	-	1	-	DNP	6	-	-	-	-
Wallace, Tracin	1	1	-	DNP	DNP	DNP	DNP	DNP	DNP	-	-	-	-
Sinor, Zach	-7	DNP	DNP	DNP	-	-	-7	-	-	-	-	-	-
Hockett, Matt	-9	-	-9	-	-	-	-	-	-	-	-	-	-
TEAM	-38	-	-	-2	-4	-10	-7	-	-15	-	-	-	-

## GAME-BY-GAME TEAM COMPARISON

		First Downs					Rushing			Passing			Total Offense	Return	Turn-
MISSOURI STATE	58-17	33/13	15/4	15/8	3/1		54-431/37-110			26-38-1/11-28-0			92-732/65-260	41/3	2/2
SOUTH ALABAMA	55-13	32/15	7/5	21/5	4/5		44-164/37-78			26-42-2/17-34-1			86-617/71-214	101/110	3/1
BOISE STATE	44-21	19/23	10/2	9/21	0/0		38-176/31-34			16-27-0/39-56-0			65-422/87-414	69/74	0/1
TEXAS TECH	17-41	18/35	6/11	12/20	0/4		24-128/46-224			18-38-1/35-46-2			62-386/92-621	45/2	2/2
Kansas	48-28	25/18	14/5	10/11	1/2		46-256/32-121			15-20-1/24-32-0			66-568/64-368	38/53	1/1
IOWA STATE	42-48	22/21	8/7	13/11	1/3		43-126/38-140			19-33-1/19-25-1			76-415/63-465	115/42	2/2
Kansas State	12-31	15/23	6/13	8/7	1/3		28-127/55-291			17-35-2/11-22-0			63-311/77-421	103/88	2/0
TEXAS	38-35	27/24	10/8	14/13	3/3		51-181/30-119			23-34-0/22-42-0			85-502/72-402	52/26	0/0

Totals 314-234 191/172 76/55 102/96 13/21 328-1589/306-1117 160-267-8/178-285-4 2364/2048 595-3953/591-3165 564/398 12/9

Note: Game totals are displayed in the format TEAM/OPPONENT for each category

	3rd Down	4th Down	Time of	TOP	Avg	Avg	Avg	Punting	Penalties
Opponent	Conversions	Conversions	Possession	Margin	Yds/Rush	Yds/Pass	Yds/Play	Number-Avg	Number-Yards
MISSOURI STATE	11-18/5-16	2-3/0-0	29:36/30:24	-0:48	8.0/3.0	7.9/5.4	8.0/4.0	3-44.3/10-44.6	7-55/7-69
SOUTH ALABAMA	3-14/3-17	4-6/0-2	27:58/32:02	-4:04	3.7/2.1	10.8/4.0	7.2/3.0	3-47.7/10-39.7	9-112/12-85
BOISE STATE	7-13/11-22	0-0/3-4	25:26/34:34	-9:08	4.6/1.1	9.1/6.8	6.5/4.8	3-37.0/5-23.6	4-25/5-40
TEXAS TECH	3-13/9-14	0-1/0-0	18:43/41:17	-22:34	5.3/4.9	6.8/8.6	6.2/6.8	5-49.6/2-41.0	8-73/4-25
Kansas	4-11/3-13	1-1/1-2	31:20/28:40	2:40	5.6/3.8	15.6/7.7	8.6/5.8	4-46.2/6-41.0	8-92/4-43
IOWA STATE	7-15/3-11	1-2/1-1	30:08/29:05	1:03	2.9/3.7	8.8/13.0	5.5/7.4	6-45.2/6-41.0	9-87/5-36
Kansas State	5-15/7-14	2-2/1-1	22:08/37:52	-15:44	4.5/5.3	5.3/5.9	4.9/5.5	5-33.8/3-43.0	7-70/4-40
TEXAS	10-20/5-12	2-2/0-0	34:28/25:32	8:56	3.5/4.0	9.4/6.7	5.9/5.6	4-45.0/7-43.7	4-52/11-86

Totals 50-119/46-119 12-17/6-10 219:47/259:26 -39:39 4.8/3.7 8.9/7.2 6.6/5.4 33-43.6/49-40.2 566/424

Note: Game totals are displayed in the format TEAM/OPPONENT for each category



# OKLAHOMA STATE STATISTICS

## GAME-BY-GAME TEAM STATS

Date	Opponent	---RUSHING---				--RECEIVING--				-----PASSING-----				--KICK RET--				--PUNT RET--				tot off
		No.	Yds	TD	Lg	No.	Yds	TD	Lg	Cmp-Att-Int	Yds	TD	Lg	No	Yds	TD	Lg	No	Yds	TD	Lg	
Aug 30, 2018	MISSOURI STATE	54	431	3	92	26	301	5	54	26-38-1	301	5	54	1	42	0	42	4	-1	0	7	732
Sep 08, 2018	SOUTH ALABAMA	44	164	4	34	26	453	2	60	26-42-2	453	2	60	3	52	0	21	2	25	0	14	617
Sep 15, 2018	BOISE STATE	38	176	3	53	16	246	1	43	16-27-0	246	1	43	1	32	0	32	2	37	1	13	422
Sep 22, 2018	TEXAS TECH	24	128	1	37	18	258	1	31	18-38-1	258	1	31	2	28	0	15	1	2	0	0	386
Sep 29, 2018	at Kansas	46	256	2	27	15	312	4	64	15-20-1	312	4	64	1	9	0	9	2	29	0	19	568
Oct 06, 2018	IOWA STATE	43	126	2	48	19	289	4	42	19-33-1	289	4	42	5	114	0	33	1	1	0	1	415
Oct 13, 2018	at Kansas State	28	127	1	26	17	184	0	45	17-35-2	184	0	45	5	89	0	31	2	14	0	7	311
Oct 27, 2018	TEXAS	51	181	2	27	23	321	3	49	23-34-0	321	3	49	2	30	0	30	3	22	0	10	502
	Totals	328	1589	18	92	160	2364	20	64	160-267-8	2364	20	64	20	396	0	42	17	129	1	19	3953
	Opponent	306	1117	14	60	178	2048	17	60	178-285-4	2048	17	60	14	289	0	36	14	56	0	16	3165

Date	Opponent	-----TACKLES-----			--SACKS--		--FUMBLE--		Int-Yds	QBH	Pass	Blkd	--Kicks--XPTS--			Saf	Pts
		Solo	Ast	Total	TFL-Yds	No-Yds	FF	FR-Yds			Brk	Kick	Att-Mad	Run	Rcv		
Aug 30, 2018	MISSOURI STATE	39	12	51	11.0-30	5.0-17	1	2-0	0-0	8	6	0	8-7	0	0	0	58
Sep 08, 2018	SOUTH ALABAMA	42	30	72	11.0-42	4.0-23	0	0-0	1-24	0	4	0	7-7	0	0	0	55
Sep 15, 2018	BOISE STATE	47	34	81	10.0-54	7.0-49	4	1-0	0-0	2	2	2	5-5	0	0	0	44
Sep 22, 2018	TEXAS TECH	66	12	78	6.0-34	3.0-27	0	0-0	2-15	5	1	0	2-2	0	0	0	17
Sep 29, 2018	at Kansas	49	8	57	9.0-35	5.0-27	1	1-0	0-0	1	3	0	6-6	0	0	0	48
Oct 06, 2018	IOWA STATE	47	14	61	8.0-24	4.0-16	0	1-0	1-0	1	2	0	6-6	0	0	0	42
Oct 13, 2018	at Kansas State	46	22	68	5.0-25	2.0-17	0	0-0	0-0	1	0	0	0-0	0	0	0	12
Oct 27, 2018	TEXAS	41	14	55	4.0-8	1.0-4	0	0-0	0-0	4	6	0	5-5	0	0	0	38
	Totals	377	146	523	64.0-252	31.0-180	6	5-0	4-39	22	24	2	39-38	0	0	0	314
	Opponent	380	146	526	66.0-281	23.0-177	3	4-3	8-50	19	23	1	30-29	0	1	1	234

Date	Opponent	No	Yds	-----PUNTING-----							--FIELD GOALS--			-----KICKOFFS-----				
				Avg	Long	Blkd	TB	FC	50+	I20	Att-Made	Lg	Blkd	No	Yds	Avg	TB	OB
Aug 30, 2018	MISSOURI STATE	3	133	44.3	52	0	0	1	1	0	1-1	20	0	10	605	60.5	9	0
Sep 08, 2018	SOUTH ALABAMA	3	143	47.7	54	0	1	0	1	2	2-2	45	0	10	633	63.3	5	0
Sep 15, 2018	BOISE STATE	3	111	37.0	47	0	0	0	0	0	3-3	48	0	9	568	63.1	4	2
Sep 22, 2018	TEXAS TECH	5	248	49.6	67	0	0	2	1	1	2-1	39	0	4	260	65.0	4	0
Sep 29, 2018	at Kansas	4	185	46.2	49	0	1	2	0	3	2-2	33	0	9	541	60.1	6	1
Oct 06, 2018	IOWA STATE	6	271	45.2	55	0	0	1	1	0	0-0	0	0	8	477	59.6	5	1
Oct 13, 2018	at Kansas State	5	169	33.8	41	1	0	0	0	1	2-2	48	0	4	246	61.5	2	0
Oct 27, 2018	TEXAS	4	180	45.0	57	0	0	1	2	1	3-1	24	0	7	404	57.7	3	1
	Totals	33	1440	43.6	67	1	2	7	6	8	15-12	48	0	61	3734	61.2	38	5
	Opponent	49	1970	40.2	63	2	1	12	7	12	9-5	40	0	43	2513	58.4	17	2



# OKLAHOMA STATE STATISTICS

## GAME-BY-GAME OPPONENT TEAM STATS

Date	Opponent	-----RUSHING-----				-----RECEIVING-----				-----PASSING-----				-----KICK RET-----				-----PUNT RET-----				Tot. Off.
		No.	Yds	TD	Lg	No.	Yds	TD	Lg	Cmp-Att-Int	Yds	TD	Lg	No	Yds	TD	Lg	No	Yds	TD	Lg	
Aug 30, 2018	MISSOURI STATE	37	110	0	58	11	150	2	28	11-28-0	150	2	28	0	0	0	0	2	3	0	5	260
Sep 08, 2018	SOUTH ALABAMA	37	78	1	19	17	136	1	24	17-34-1	136	1	24	5	103	0	36	1	5	0	5	214
Sep 15, 2018	BOISE STATE	31	34	0	16	39	380	3	34	39-56-0	380	3	34	3	58	0	21	1	16	0	16	414
Sep 22, 2018	TEXAS TECH	46	224	3	27	35	397	2	32	35-46-2	397	2	32	0	0	0	0	1	2	0	2	621
Sep 29, 2018	at Kansas	32	121	1	60	24	247	3	31	24-32-0	247	3	31	1	32	0	32	0	0	0	0	368
Oct 06, 2018	IOWA STATE	38	140	2	29	19	325	4	60	19-25-1	325	4	60	2	30	0	30	4	12	0	11	465
Oct 13, 2018	at Kansas State	55	291	4	29	11	130	0	28	11-22-0	130	0	28	2	53	0	27	2	5	0	4	421
Oct 27, 2018	TEXAS	30	119	3	15	22	283	2	36	22-42-0	283	2	36	1	13	0	13	3	13	0	16	402
	Opponent totals	306	1117	14	60	178	2048	17	60	178-285-4	2048	17	60	14	289	0	36	14	56	0	16	3165
	Oklahoma State	328	1589	18	92	160	2364	20	64	160-267-8	2364	20	64	20	396	0	42	17	129	1	19	3953

Date	Opponent	-----TACKLES-----				-----SACKS-----	-----FUMBLE-----		Int-Yds	QBH	Pass Brk	Blkd Kick	-----Kicks--XPTS-----			Saf	Pts
		Solo	Ast	Total	TFL-Yds	No-Yds	FF	FR-Yds					Att-Mad	Run	Rcv		
Aug 30, 2018	MISSOURI STATE	59	20	79	7.0-20	2.0-13	1	1-0	1-0	0	2	0	2-2	0	0	0	17
Sep 08, 2018	SOUTH ALABAMA	58	20	78	11.0-54	4.0-34	1	1-3	2--1	1	3	0	2-1	0	0	0	13
Sep 15, 2018	BOISE STATE	42	14	56	6.0-28	3.0-19	0	0-0	0-0	2	3	0	3-3	0	0	0	21
Sep 22, 2018	TEXAS TECH	34	16	50	7.0-28	2.0-16	0	1-0	1-0	5	6	0	5-5	0	0	0	41
Sep 29, 2018	at Kansas	44	22	66	3.0-6	0.0-0	0	0-0	1-21	2	1	0	4-4	0	0	0	28
Oct 06, 2018	IOWA STATE	51	14	65	16.0-68	7.0-45	1	1-0	1-0	5	2	0	5-5	0	1	1	48
Oct 13, 2018	at Kansas State	41	16	57	5.0-26	2.0-19	0	0-0	2-30	0	3	1	4-4	0	0	0	31
Oct 27, 2018	TEXAS	51	24	75	11.0-51	3.0-31	0	0-0	0-0	4	3	0	5-5	0	0	0	35
	Opponent totals	380	146	526	66.0-281	23.0-177	3	4-3	8-50	19	23	1	30-29	0	1	1	234
	Oklahoma State	377	146	523	64.0-252	31.0-180	6	5-0	4-39	22	24	2	39-38	0	0	0	314

Date	Opponent	PUNTING									FIELD GOALS			KICKOFFS				
		No	Yds	Avg	Long	Blkd	TB	FC	50+	I20	Att-Made	Lg	Blkd	No	Yds	Avg	TB	OB
Aug 30, 2018	MISSOURI STATE	10	446	44.6	63	0	1	2	2	3	1-1	40	0	4	260	65.0	3	0
Sep 08, 2018	SOUTH ALABAMA	10	397	39.7	58	0	0	4	1	3	0-0	0	0	3	179	59.7	0	0
Sep 15, 2018	BOISE STATE	5	118	23.6	49	2	0	2	0	0	1-0	0	0	4	260	65.0	3	0
Sep 22, 2018	TEXAS TECH	2	82	41.0	45	0	0	0	0	1	3-2	32	0	8	467	58.4	3	1
Sep 29, 2018	at Kansas	6	246	41.0	46	0	0	1	0	0	1-0	0	0	4	229	57.2	2	0
Oct 06, 2018	IOWA STATE	6	246	41.0	51	0	0	0	1	4	1-1	22	0	8	468	58.5	2	1
Oct 13, 2018	at Kansas State	3	129	43.0	55	0	0	1	1	0	2-1	31	0	6	317	52.8	0	0
Oct 27, 2018	TEXAS	7	306	43.7	55	0	0	2	2	1	0-0	0	0	6	333	55.5	4	0
	Opponent totals	49	1970	40.2	63	2	1	12	7	12	9-5	40	0	43	2513	58.4	17	2
	Oklahoma State	33	1440	43.6	67	1	2	7	6	8	15-12	48	0	61	3734	61.2	38	5



# OKLAHOMA STATE STATISTICS

## INDIVIDUAL GAME HIGHS

Rushes	31	Hill, Justice at Kansas (Sep 29, 2018)
Yards Rushing	189	Hill, Justice at Kansas (Sep 29, 2018)
TD Rushes	2	Hill, Justice vs South Alabama (Sep 08, 2018)
		Cornelius, Taylor vs Boise State (Sep 15, 2018)
		Cornelius, Taylor vs Texas (Oct 27, 2018)
Long Rush	92	Hill, Justice vs Missouri State (Aug 30, 2018)
Pass attempts	40	Cornelius, Taylor vs South Alabama (Sep 08, 2018)
Pass completions	25	Cornelius, Taylor vs Missouri State (Aug 30, 2018)
		Cornelius, Taylor vs South Alabama (Sep 08, 2018)
Yards Passing	428	Cornelius, Taylor vs South Alabama (Sep 08, 2018)
TD Passes	5	Cornelius, Taylor vs Missouri State (Aug 30, 2018)
Long Pass	64	Cornelius, Taylor at Kansas (Sep 29, 2018)
Receptions	10	Wallace, Tylan vs South Alabama (Sep 08, 2018)
		Wallace, Tylan vs Texas (Oct 27, 2018)
Yards Receiving	222	Wallace, Tylan vs Texas (Oct 27, 2018)
TD Receptions	2	McCleskey, Jalen vs Missouri State (Aug 30, 2018)
		Johnson, Tyron at Kansas (Sep 29, 2018)
		Wallace, Tylan vs Texas (Oct 27, 2018)
Long Reception	64	Johnson, Tyron at Kansas (Sep 29, 2018)
Field Goals	3	Ammendola, Matt vs Boise State (Sep 15, 2018)
Long Field Goal	48	Ammendola, Matt vs Boise State (Sep 15, 2018)
		Ammendola, Matt at Kansas State (Oct 13, 2018)
Punts	6	Sinor, Zach vs Iowa State (Oct 06, 2018)
Punting Avg	54.0	McClure, Jake vs South Alabama (Sep 08, 2018)
Long Punt	67	Sinor, Zach vs Texas Tech (Sep 22, 2018)
Punts inside 20	3	Sinor, Zach at Kansas (Sep 29, 2018)
Long Punt Return	19	Wallace, Tylan at Kansas (Sep 29, 2018)
Long Kickoff Return	42	Hubbard, Chuba vs Missouri State (Aug 30, 2018)
Tackles	14	Bernard, Jarrick vs Texas Tech (Sep 22, 2018)
Sacks	3.0	Brailford, Jordan at Kansas (Sep 29, 2018)
Tackles For Loss	5.0	Brailford, Jordan at Kansas (Sep 29, 2018)
Interceptions	1	Harper, Devin vs South Alabama (Sep 08, 2018)
		Green, A.J. vs Texas Tech (Sep 22, 2018)
		Bernard, Jarrick vs Texas Tech (Sep 22, 2018)
		Williams, Rodarius vs Iowa State (Oct 06, 2018)

## TEAM GAME HIGHS

Rushes	54	vs Missouri State (Aug 30, 2018)
Yards Rushing	431	vs Missouri State (Aug 30, 2018)
Yards Per Rush	8.0	vs Missouri State (Aug 30, 2018)
TD Rushes	4	vs South Alabama (Sep 08, 2018)
Pass attempts	42	vs South Alabama (Sep 08, 2018)
Pass completions	26	vs Missouri State (Aug 30, 2018)
		vs South Alabama (Sep 08, 2018)
Yards Passing	453	vs South Alabama (Sep 08, 2018)
Yards Per Pass	15.6	at Kansas (Sep 29, 2018)
TD Passes	5	vs Missouri State (Aug 30, 2018)
Total Plays	92	vs Missouri State (Aug 30, 2018)
Total Offense	732	vs Missouri State (Aug 30, 2018)
Yards Per Play	8.6	at Kansas (Sep 29, 2018)
Points	58	vs Missouri State (Aug 30, 2018)
Sacks By	7	vs Boise State (Sep 15, 2018)
First Downs	33	vs Missouri State (Aug 30, 2018)
Penalties	9	vs South Alabama (Sep 08, 2018)
		vs Iowa State (Oct 06, 2018)
Penalty Yards	112	vs South Alabama (Sep 08, 2018)
Turnovers	3	vs South Alabama (Sep 08, 2018)
Interceptions By	2	vs Texas Tech (Sep 22, 2018)
Punts	6	vs Iowa State (Oct 06, 2018)
Punting Avg	49.6	vs Texas Tech (Sep 22, 2018)
Long Punt	67	vs Texas Tech (Sep 22, 2018)
Punts inside 20	3	at Kansas (Sep 29, 2018)
Long Punt Return	19	at Kansas (Sep 29, 2018)

## OPPONENT INDIVIDUAL GAME HIGHS

Rushes	34	Barnes, Alex, at Kansas State (Oct 13, 2018)
Yards Rushing	181	Barnes, Alex, at Kansas State (Oct 13, 2018)
TD Rushes	4	Barnes, Alex, at Kansas State (Oct 13, 2018)
		Williams, Pooka, at Kansas (Sep 29, 2018)
Long Rush	60	RYPIEN, Brett, vs Boise State (Sep 15, 2018)
Pass attempts	56	RYPIEN, Brett, vs Boise State (Sep 15, 2018)
Pass completions	39	RYPIEN, Brett, vs Boise State (Sep 15, 2018)
Yards Passing	397	Bowman, Alan, vs Texas Tech (Sep 22, 2018)
TD Passes	4	Purdy, Brock, vs Iowa State (Oct 06, 2018)
Long Pass	60	Purdy, Brock, vs Iowa State (Oct 06, 2018)
Receptions	10	Sims, Steven, at Kansas (Sep 29, 2018)
Yards Receiving	98	Wesley, Antoine, vs Texas Tech (Sep 22, 2018)
		Milton, Tarique, vs Iowa State (Oct 06, 2018)
TD Receptions	1	17 different players
Long Reception	60	Milton, Tarique, vs Iowa State (Oct 06, 2018)
Field Goals	2	Hatfield, C., vs Texas Tech (Sep 22, 2018)
Long Field Goal	40	Parker Lacina, vs Missouri State (Aug 30, 2018)
Punts	10	Brendan Withrow, vs Missouri State (Aug 30, 2018)
		Waitman, Corliss, vs South Alabama (Sep 08, 2018)
Punting Avg	44.6	Brendan Withrow, vs Missouri State (Aug 30, 2018)
Long Punt	63	Brendan Withrow, vs Missouri State (Aug 30, 2018)
Punts inside 20	4	Dunn, Corey, vs Iowa State (Oct 06, 2018)
Long Punt Return	16	SHAKIR, Khalil, vs Boise State (Sep 15, 2018)
		Brandon Jones, vs Texas (Oct 27, 2018)
Long Kickoff Return	36	Minter, Tra, vs South Alabama (Sep 08, 2018)
Tackles	13	Dineen, Joe, at Kansas (Sep 29, 2018)
Sacks	2.0	Fisher, Strling, vs South Alabama (Sep 08, 2018)
		FRAZIER, Jabril, vs Boise State (Sep 15, 2018)
Tackles For Loss	2.5	Brooks, Jordyn, vs Texas Tech (Sep 22, 2018)
		Gary Johnson, vs Texas (Oct 27, 2018)
		Charle Omenihu, vs Texas (Oct 27, 2018)
Interceptions	2	Shelley, Duke, at Kansas State (Oct 13, 2018)

## OPPONENT TEAM GAME HIGHS

Rushes	55	at Kansas State (Oct 13, 2018)
Yards Rushing	291	at Kansas State (Oct 13, 2018)
Yards Per Rush	5.3	at Kansas State (Oct 13, 2018)
TD Rushes	4	at Kansas State (Oct 13, 2018)
Pass attempts	56	vs Boise State (Sep 15, 2018)
Pass completions	39	vs Boise State (Sep 15, 2018)
Yards Passing	397	vs Texas Tech (Sep 22, 2018)
Yards Per Pass	13.0	vs Iowa State (Oct 06, 2018)
TD Passes	4	vs Iowa State (Oct 06, 2018)
Total Plays	92	vs Texas Tech (Sep 22, 2018)
Total Offense	621	vs Texas Tech (Sep 22, 2018)
Yards Per Play	7.4	vs Iowa State (Oct 06, 2018)
Points	48	vs Iowa State (Oct 06, 2018)
Sacks By	7	vs Iowa State (Oct 06, 2018)
First Downs	35	vs Texas Tech (Sep 22, 2018)
Penalties	12	vs South Alabama (Sep 08, 2018)
Penalty Yards	86	vs Texas (Oct 27, 2018)
Turnovers	2	vs Missouri State (Aug 30, 2018)
		vs Texas Tech (Sep 22, 2018)
		vs Iowa State (Oct 06, 2018)
Interceptions By	2	vs South Alabama (Sep 08, 2018)
		at Kansas State (Oct 13, 2018)
Punts	10	vs Missouri State (Aug 30, 2018)
		vs South Alabama (Sep 08, 2018)
Punting Avg	44.6	vs Missouri State (Aug 30, 2018)
Long Punt	63	vs Missouri State (Aug 30, 2018)
Punts inside 20	4	vs Iowa State (Oct 06, 2018)
Long Punt Return	16	vs Boise State (Sep 15, 2018)
		vs Texas (Oct 27, 2018)





# OKLAHOMA STATE STATISTICS

## GAME-BY-GAME PLAYER PARTICIPATION

No.	Name	Played/Started	MSU	USA	BSU	TTU	KU	ISU	KSU	UT	BU	OU	WVU	TCU
41	Abbott, Britton	8/1	XXX	START	XXX	XXX	XXX	XXX	XXX	XXX				
10	Alexander, T.	8/-	XXX	XXX	XXX	XXX	XXX	XXX	XXX	XXX				
49	Ammendola, Matt	8/-	XXX	XXX	XXX	XXX	XXX	XXX	XXX	XXX				
1D	Balous, Bryce	8/-	XXX	XXX	XXX	XXX	XXX	XXX	XXX	XXX				
24	Bernard, Jarrick	8/4	XXX	XXX	XXX	XXX	START	START	START	START				
36	Boles, Rhett	2/-	XXX	XXX	...	...	...	...	...	...				
94	Brailford, J.	8/8	START	START	START	START	START	START	START	START				
21	Brown, Bryce	1/-	XXX	...	...	...	...	...	...	...				
7	Brown, LD	5/-	XXX	XXX	...	...	...	XXX	XXX	XXX				
1X	Bundage, Calvin	7/7	START	START	START	START	...	START	START	START				
6X	Cardwell, J.	1/-	XXX	...	...	...	...	...	...	...				
87	Carter, Logan	8/-	XXX	XXX	XXX	XXX	XXX	XXX	XXX	XXX				
99	Carter, Trey	8/8	START	START	START	START	START	START	START	START				
14	Cornelius, T.	8/8	START	START	START	START	START	START	START	START				
79	Daniels, Darrión	4/4	START	START	START	START	...	...	...	...				
3	Edison-McGruder	8/8	START	START	START	START	START	START	START	START				
98	Evers, Brendon	8/-	XXX	XXX	XXX	XXX	XXX	XXX	XXX	XXX				
47	Ferguson, Tyler	3/-	XXX	XXX	XXX	XXX	...	...	...	...				
42	Finefeuiaki, S.	8/-	XXX	XXX	XXX	XXX	XXX	XXX	XXX	XXX				
15	Flanagan, Sean	1/-	XXX	...	...	...	...	...	...	...				
83	Frausto, Korie	2/-	XXX	XXX	...	...	...	...	...	...				
76	Galloway, Dylan	4/-	XXX	XXX	...	...	XXX	...	...	XXX				
3B	Givens, Malik	8/-	XXX	XXX	XXX	XXX	XXX	XXX	XXX	XXX				
86	Grant, Triston	2/-	XXX	XXX	...	...	...	...	...	...				
4	Green, A.J.	8/8	START	START	START	START	START	START	START	START				
18	Green, Z.	8/-	XXX	XXX	XXX	XXX	XXX	XXX	XXX	XXX				
81	Greenwood, LC	3/-	...	XXX	...	...	XXX	...	XXX	...				
51	Hambricht, A.	5/5	START	START	START	START	START	...	...	...				
16	Harper, Devin	8/1	XXX	XXX	XXX	XXX	START	XXX	XXX	XXX				
3C	Haymaker, Ryan	2/-	XXX	XXX	...	...	...	...	...	...				
33	Henry, Kevin	5/-	XXX	XXX	...	...	XXX	XXX	XXX	...				
61	Hill, Grant	2/-	XXX	XXX	...	...	...	...	...	...				
5	Hill, Justice	8/8	START	START	START	START	START	START	START	START				
59	Hockett, Matt	8/-	XXX	XXX	XXX	XXX	XXX	XXX	XXX	XXX				
30	Hubbard, Chuba	8/-	XXX	XXX	XXX	XXX	XXX	XXX	XXX	XXX				
73	Jenkins, Teven	8/8	START	START	START	START	START	START	START	START				
8X	Johnson, Braydon	7/-	XXX	XXX	XXX	XXX	XXX	XXX	...	XXX				
13	Johnson, Tyron	8/8	START	START	START	START	START	START	START	START				
74	Joubert, Larry	3/-	XXX	XXX	...	...	...	...	...	XXX				
22	Karim, Taoheed	2/-	XXX	XXX	...	...	...	...	...	...				
71	Kegel, Matt	8/-	XXX	XXX	XXX	XXX	XXX	XXX	XXX	XXX				
75	Keyes, Marcus	8/6	XXX	XXX	START	START	START	START	START	START				
27	King, J.D.	8/2	XXX	XXX	XXX	START	XXX	XXX	XXX	START				
48	Martin, Adam	1/-	XXX	...	...	...	...	...	...	...				
40	Martin, Brock	8/-	XXX	XXX	XXX	XXX	XXX	XXX	XXX	XXX				
2X	McCalister, T.	7/-	...	XXX	XXX	XXX	XXX	XXX	XXX	XXX				
1	McCleskey, Jalen	4/3	START	START	START	XXX	...	...	...	...				
39	McClure, Jake	8/-	XXX	XXX	XXX	XXX	XXX	XXX	XXX	XXX				
65	McClurg, Matt	1/-	XXX	...	...	...	...	...	...	...				
32	McCune, Kris	1/-	XXX	...	...	...	...	...	...	...				
84	Metcalf, Dayton	2/-	XXX	XXX	...	...	...	...	...	...				
92	Murray, Cameron	8/-	XXX	XXX	XXX	XXX	XXX	XXX	XXX	XXX				
28	Mwaniki, Thabo	7/4	START	START	START	START	XXX	XXX	XXX	...				
68	Noel, Deionte	2/-	XXX	...	...	...	...	...	...	XXX				
8F	Odum, Baron	1/-	XXX	...	...	...	...	...	...	...				
11	Ogbongbemiga, A.	8/-	XXX	XXX	XXX	XXX	XXX	XXX	XXX	XXX				
93	Owens, Jarrell	8/8	START	START	START	START	START	START	START	START				
31	Peel, Kolby	8/3	XXX	XXX	XXX	XXX	START	START	START	START				
19	Phillips, Justin	8/8	START	START	START	START	START	START	START	START				
38	Redwine-Bryant	8/-	XXX	XXX	XXX	XXX	XXX	XXX	XXX	XXX				
57	Reed, Walker	6/-	XXX	XXX	...	...	XXX	XXX	XXX	XXX				
67	Richards, Shane	8/5	START	START	XXX	XXX	XXX	START	START	START				
20	Rodriguez, M.	8/5	START	START	START	START	XXX	XXX	XXX	START				
50	Schneider, Ry	3/-	XXX	XXX	...	...	...	...	...	XXX				
91	Scott, Mike	8/-	XXX	XXX	XXX	XXX	XXX	XXX	XXX	XXX				
1E	Shepherd, J.	1/-	XXX	...	...	...	...	...	...	...				
29	Sinor, Zach	5/-	...	...	...	XXX	XXX	XXX	XXX	XXX				
5X	Siverand, Kemah	8/-	XXX	XXX	XXX	XXX	XXX	XXX	XXX	XXX				
5F	Smith, Enoch	8/4	XXX	XXX	XXX	XXX	START	START	START	START				
23	Sterling, Tre	8/-	XXX	XXX	XXX	XXX	XXX	XXX	XXX	XXX				
17	Stoner, Dillon	7/3	XXX	XXX	START	XXX	...	XXX	START	START				
63	Walkingstick, S.	8/-	XXX	XXX	XXX	XXX	XXX	XXX	XXX	XXX				
4X	Wallace, Tracin	2/-	XXX	XXX	...	...	...	...	...	...				
2	Wallace, Tylan	8/8	START	START	START	START	START	START	START	START				
82	Walterscheid, C.	8/-	XXX	XXX	XXX	XXX	XXX	XXX	XXX	XXX				
12	Williams, Kanion	2/-	XXX	...	...	...	...	...	...	...				
56	Williams, Larry	8/8	START	START	START	START	START	START	START	START				
8	Williams, R.	8/8	START	START	START	START	START	START	START	START				
60	Williams, Tyrese	1/-	XXX	...	...	...	...	...	...	...				
58	Wilson, Brett	1/-	XXX	...	...	...	...	...	...	...				
72	Wilson, Johnny	8/8	START	START	START	START	START	START	START	START				
88	Wolf, Landon	8/2	XXX	XXX	XXX	XXX	START	START	XXX	XXX				
89	Woods, Jelani	8/5	START	XXX	XXX	START	START	START	START	XXX				
1A	Wudtee, Keondre	2/-	XXX	XXX	...	...	...	...	...	...				